

DELAWARE RIVER
JOINT TOLL BRIDGE COMMISSION
MINUTES
MEETING OF SEPTEMBER 24, 2018

DELAWARE RIVER JOINT TOLL BRIDGE COMMISSION

MEMBERS OF THE COMMISSION

NEW JERSEY

HONORABLE MICHAEL B. LAVERY
Chairman

HONORABLE GEOFFREY S. STANLEY

HONORABLE GARRETT LEONARD VAN VLIET

HONORABLE LORI CIESLA

HONORABLE YUKI MOORE LAURENTI
Treasurer

PENNSYLVANIA

HONORABLE WADUD AHMAD
Vice Chairman

HONORABLE MIRIAM HUERTAS

HONORABLE PAMELA JANVEY
Secretary

HONORABLE DANIEL GRACE

HONORABLE JOHN D. CHRISTY

DELAWARE RIVER JOINT TOLL BRIDGE COMMISSION

STANDING COMMITTEES

FINANCE, INSURANCE MANAGEMENT AND OPERATIONS

PENNSYLVANIA: Janvey, Huertas

NEW JERSEY: Ciesla*, Laurenti

PROJECTS, PROPERTY AND EQUIPMENT

PENNSYLVANIA: Ahmad, Christy*

NEW JERSEY: Stanley, Van Vliet

PROFESSIONAL SERVICES

PENNSYLVANIA: Ahmad, Grace

NEW JERSEY: Lavery*, Van Vliet

PERSONNEL

PENNSYLVANIA: Grace, Janvey*

NEW JERSEY: Ciesla, Stanley

AUDIT COMMITTEE

PENNSYLVANIA: Ahmad*, Janvey

NEW JERSEY: Lavery, Laurenti

ADMINISTRATIVE COMMITTEE

PENNSYLVANIA: Grace, Huertas

NEW JERSEY: Laurenti*, Ciesla

Chairman and Vice Chairman Ex-Officio of all Committees

*Chairman of Committee

**DELAWARE RIVER JOINT TOLL BRIDGE COMMISSION
RECAPITULATION OF COMMITTEE MEMBERSHIP**

Lavery	(1)	Ex-Officio of all Committees
	(2)	Professional Services Committee (Chairperson)
	(3)	Audit Committee
Ciesla	(1)	Finance, Insurance Management and Operations Committee(Chairperson)
	(2)	Personnel Committee
	(3)	Administrative Committee
Ahmad	(1)	Projects, Property and Equipment Committee
	(2)	Professional Services Committee
	(3)	Audit Committee (Chairperson)
Grace	(1)	Professional Services
	(2)	Personnel Committee
	(3)	Administrative Committee
Janvey	(1)	Finance, Insurance Management and Operations Committee
	(2)	Personnel Committee (Chairperson)
	(3)	Audit Committee
Laurenti	(1)	Finance, Insurance Management and Operations Committee
	(2)	Audit Committee
	(3)	Administrative Committee (Chairperson)
Christy	(1)	Projects, Property and Equipment Committee (Chairperson)
Stanley	(1)	Projects, Property and Equipment Committee
	(2)	Personnel Committee
Huertas	(1)	Finance, Insurance Management and Operations Committee
	(2)	Administrative Committee
Van Vliet	(1)	Projects, Property and Equipment Committee
	(2)	Professional Services Committee

DELAWARE RIVER JOINT TOLL BRIDGE COMMISSION

PROFESSIONAL ASSOCIATES

CONSULTING ENGINEERS

CHERRY, WEBER & ASSOCIATES
Freehold, NJ

LEGAL COUNSEL

ARCHER
Philadelphia, Pennsylvania

FLORIO, PERRUCCI, STEINHARDT & CAPPELLI
Phillipsburg, New Jersey

EMPLOYMENT COUNSEL

STRADLEY, RONON, STEVENS & YOUNG
Philadelphia, Pennsylvania

CHIESA SHAHINIAN & GIANTOMASI
West Orange, New Jersey

AUDITOR

ZELENKOWSKIE AXELROD, LLC
Jamison, Pennsylvania

FINANCIAL ADVISOR

NW FINANCIAL GROUP
Jersey City, New Jersey

COMMUNICATIONS CONSULTANT

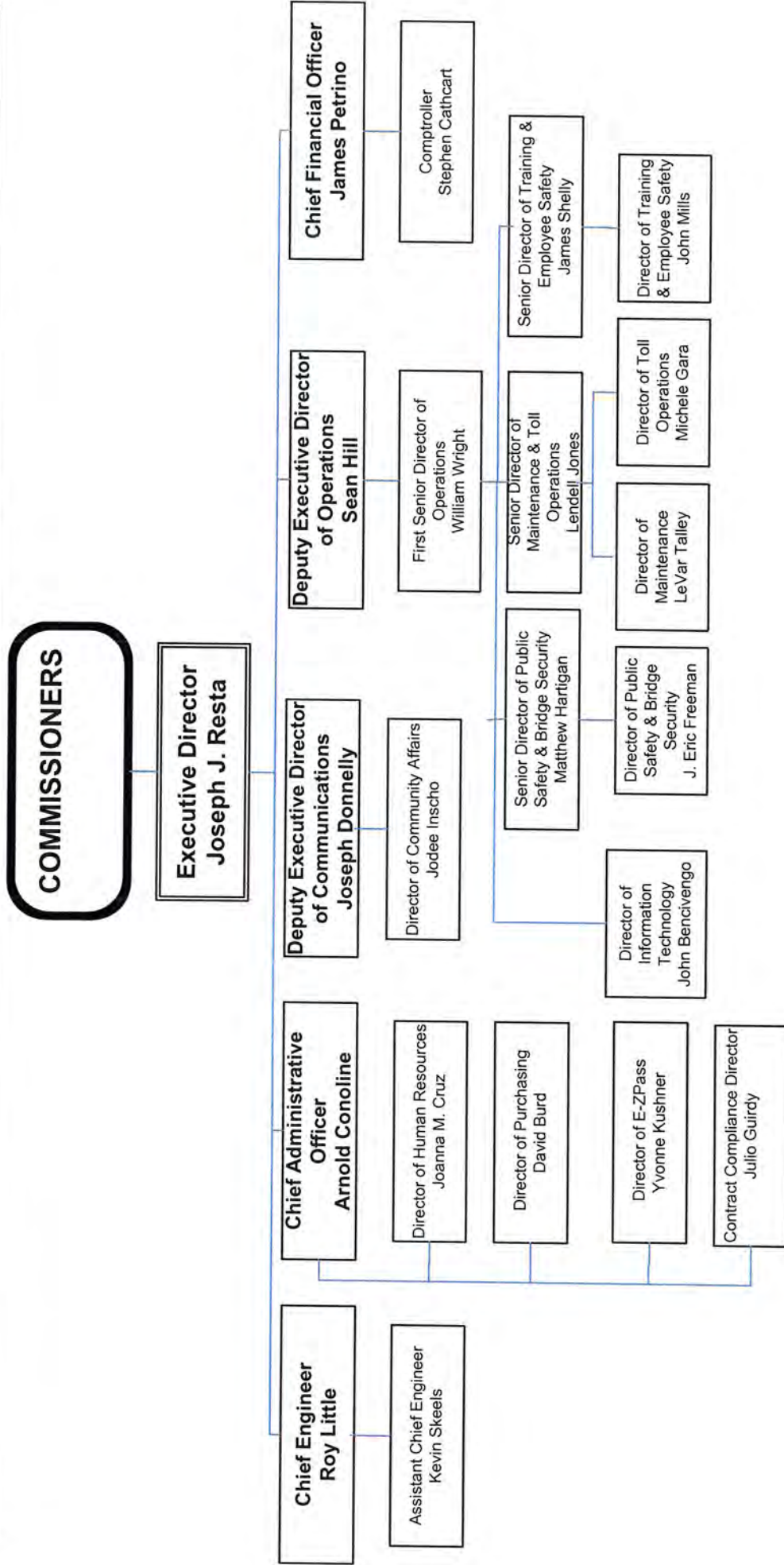
BELLVUE COMMUNICATIONS
Philadelphia, Pennsylvania

INVESTMENT ADVISOR

WILMINGTON TRUST
Wilmington, Delaware

DELAWARE RIVER JOINT TOLL BRIDGE COMMISSION

ORGANIZATION CHART



DELAWARE RIVER JOINT TOLL BRIDGE COMMISSION

Meeting of September 24, 2018

INDEX TO MINUTES

	PAGE
1. Call to Order	1
2. Appearances.....	1 - 2
3. Roll Call.....	2
4. Welcome Remarks of Chairman	2
5. Introduction of Comments from the Public	2
6. Executive Director's Report	2 - 3
7. Approval of Minutes for Commission Meeting Held July 30, 2018.....	3 - 4
8. Approval of Operations Report Months of July and August 2018.....	4
9. Approval of Policy with Respect to Contributions to the OPEB Trust Fund	4 - 5
10. Fourth Addendum to the Services Contract by And Among the New Jersey Turnpike Authority, South Jersey Transportation Authority, Delaware River Port Authority, Delaware River Bay Authority, Burlington County Bridge Commission and the Delaware River Joint Toll Bridge Commission and Conduent State and Local Solution, Inc. to Provide Services In support of New Jersey E-ZPass Customer Service Center	6 - 7
11. Bridge Monitor-Select Bridges-Contract No. T/TS 556	7
12. Facilities Task Order Agreement-PA Assignment, Contract No. C-716A Award of Contract	7 - 8
13. Facilities Task Order Agreement-NJ Assignment, Contract No. C0729A Award of Contract	8

DELAWARE RIVER JOINT TOLL BRIDGE COMMISSION

Meeting of September 24, 2018

14.	Electronic Surveillance/Detection System Maintenance Contract, Contract DB-724A.....	8	-	9
15.	Electronic Toll Collection/Tolling Task Order Consultant, PA Assignment- Contract C-728A.....	9	-	10
16.	Appointment of Christopher Crose to Bridge Monitor II-Southern Region.....			10
17.	Appointment of Jeffrey Jones to Bridge Monitor II-Southern Region.....	10	-	11
18.	Appointment of Michael Carosi to Maintenance Worker III-Southern Region			11
19.	Appointment of Paul Wallace to Maintenance Worker III-Norther Region	11	-	12
20.	Approval of Payment of Invoices Stradley Ronon, PA Labor Counsel.....			12
21.	Approval of Payment of Invoices Archer Law, PA Legal Counsel			13
22.	Approval for Payment of Invoice Chiesa, Shahinian & Giantomasi, NJ Labor Counsel.....			13
23.	Approval of Payment of Invoice, Florio Perrucci Steinhardt and Cappelli, NJ Legal Counsel			14
24.	Invite any Comments from the Public	14	-	16
25.	Scheduling of the October 29, 2018 Meeting			16
26.	Adjournment			17

DELAWARE RIVER JOINT TOLL BRIDGE COMMISSION

Meeting of September 24, 2018

CALL TO ORDER

The Regular Monthly Meeting of the Delaware River Joint Toll Bridge Commission was called to Order at the New Hope Executive Offices, 2492 River Road, New Hope, PA. 18938-9519, on Monday, September 24, 2018 at 10:50 a.m. pursuant to notice properly forwarded to each member in compliance with the by-laws. Michael Lavery, Chairman, presided at this meeting.

APPEARANCES

COMMISSION MEMBERS:

Hon. Wadud Ahmad (Pennsylvania)
Hon. John Christy (Pennsylvania)
Hon. Lori Ciesla (New Jersey) (Via Conference call)
Hon. Daniel Grace (Pennsylvania)
Hon. Miriam Huertas (Pennsylvania)
Hon. Pamela Janvey (Pennsylvania)
Hon. Michael Lavery (New Jersey)
Hon. Yuki Moore Laurenti (New Jersey)
Hon. Geoffrey S. Stanley (New Jersey)
Hon. Garrett Van Vliet (New Jersey)

COMMISSION COUNSEL:

Douglas Steinhardt, Florio, Perrucci, Steinhardt & Cappelli, New Jersey
Shelley Smith, Archer Law, Pennsylvania
John Casey, Chiesa Shahinian & Giantomasi, New Jersey
Jonathan Bloom, Stradley Ronon, Pennsylvania

GOVERNORS REPRESENTATIVES:

Chelsea Guzowski, PA Governor's Office
Edmund Caulfield, NJ Governor's Office

COMMISSION STAFF MEMBERS:

Joseph J. Resta, Executive Director
Sean Hill, Deputy Executive Director of Operations
Roy Little, Chief Engineer
James Petrino, Chief Financial Officer
Joseph Donnelly, Deputy Executive Director of Communications
Arnold Conoline, Chief Administrative Officer
Stephen Cathcart, Comptroller
Joanna Cruz, Human Resources Director

DELAWARE RIVER JOINT TOLL BRIDGE COMMISSION

Meeting of September 24, 2018

Wendy Reading, Director of Administrative Services

Jodee Inscho, Director of Community Affair

Julio Guridy, Director of Contract Compliance

Yvonne Kushner, Director of EZ-Pass

OTHERS

Richard Rosamilia

ROLL CALL

Joseph Resta, Executive Director, in his capacity as Secretary for this Meeting called the roll, and at the conclusion thereof, reported that there was a quorum present-there being five members present from the Commonwealth of Pennsylvania and five members present from the State of New Jersey.

WELCOMING REMARKS OF CHAIRMAN

Chairman Lavery welcomed those persons whose identities are set forth hereinabove under "Appearances".

INTRODUCE ANY COMMENTS FROM THE PUBLIC

Chairman Lavery addressed the meeting and invited any comments from the public on items pertaining to today's Agenda. No questions were presented.

EXECUTIVE DIRECTORS REPORT

Joseph Resta, Executive Director, addressed the meeting and said;

"Thank you, Mr. Chairman, my comments today involve resolutions on today's agenda put forth for Commissioner's consideration;

"One such resolution focuses on our Other Post-Employment Benefits, or our OPEB Trust. This fund, established ten years ago, is utilized for the payment of supplemental medical insurance for employees that have met eligibility requirements through years of public service, with the end of their respective careers employed at the Commission. This is a tremendous benefit for our retirees as they navigate entrance into Medicare. The Commission's OPEB Trust has been generously funded over the years since its inception, and now stands at over 85% of its outstanding obligations. Commissioners should be proud of this accomplishment as it demonstrates the Commission's commitment to its employees and retirees. The resolution for today's consideration involves the way in which we fund our future obligations to the Trust. What had previously been larger tranche payments will, with successful passage of the resolution, become

DELAWARE RIVER JOINT TOLL BRIDGE COMMISSION

Meeting of September 24, 2018

smaller quarterly payments that essentially cover the amount in which the Commission pays out in retiree benefits. This will insure that the trust always remains at a high level of funding based on outstanding obligations and makes the contributions on the same quarterly schedule as we pay out the benefits;

“Another item on today’s agenda surrounds a project that would provide structural health monitoring on the weight-limited toll-supported bridges where we have issues with illicit overweight crossings. The project has completed its procurement process, with bids received that are inordinately high. The high bids have compelled us to re-think what we are trying to accomplish at these toll-supported bridges, and come out with a revised scoped project that focuses more on prevention of over weights through a combination of physical height barriers and new video analytics software, which we will be working on in the months ahead;

“For today’s consideration there are also three consultant task order agreements. Two such agreements cover our various facilities and will also be used to design Job Order Contracting projects that will begin in 2019. The remaining task order agreement involves electronic tolling tasks, with this contract set to manage the installation of our first All-Electronic-Tolling, or AET facility at the Scudder Falls Bridge next summer, as that projects reaches the end of Phase 1 activities;

“Lastly, we also have for consideration the award of the Maintenance Contract for our Electronic Surveillance and Security Systems. This mission critical system provides the “eyes” for our Primary Control Center in monitoring all of our facilities, utilized 24/7 for management and public and employee safety personnel;

“Mr. Chairman, this concludes my report.”

APPROVAL OF MINUTES FOR COMMISSION MEETING HELD JULY 30, 2018

R: 4025-09-18- ADM-01-09-18

Chairman Lavery addressed the meeting and requested the adoption of a Resolution approving the Minutes of the Commission Meeting held July 30, 2018.

At the conclusion of the review, Vice Chairman Ahmad moved and Commissioner Van Vliet seconded the adoption of the following Resolution:

"RESOLVED, by the Delaware River Joint Toll Bridge Commission at its Regular Meeting assembled this 24th day of September 2018 that the Minutes of the Commission Meeting held on July 30, 2018 be and the same hereby are approved."

DELAWARE RIVER JOINT TOLL BRIDGE COMMISSION

Meeting of September 24, 2018

Chairman Lavery invited any questions on the Resolution. No questions were presented and the Resolution was unanimously adopted.

APPROVAL OF OPERATIONS REPORT FOR THE MONTHS OF JULY AND AUGUST 2018

R: 4026-09-18- ADM-02-09-18

Chairman Lavery addressed the meeting and asked if there were any questions on any of the reports contained in the "Operations Report".

At the conclusion of the review, Commissioner Grace moved and Commission Van Vliet seconded the adoption of the following Resolution:

"RESOLVED, by the Delaware River Joint Toll Bridge Commission at its Regular Meeting assembled this 24th day of September 2018 that the Operations Report, which reflects Commission activity for the months of July and August 2018 are hereby approved."

Chairman Lavery then invited any questions on the Resolution. No questions were presented and the Resolution was unanimously adopted.

APPROVAL OF POLICY WITH RESPECT TO CONTRIBUTIONS TO THE OPEB TRUST FUND

R: 4027-09-18- ADM-04-09-18

Chairman Lavery addressed the meeting and asked the Commission Members if, after their review, there were any questions.

Commissioner Janvey addressed the meeting and said;

"As a former Commission employee who receives retiree health benefits, I abstain from voting on this resolution and have recused myself from any deliberation on this issue."

At the conclusion of the review, Commissioner Laurenti moved and Vice Chairman Ahmad seconded the adoption of the following Resolution:

"RESOLVED, by the Delaware River Joint Toll Bridge Commission, at its Regular Meeting assembled this 24th day of September, 2018, via this Resolution hereby approves the following Policy with respect to contributions to the OPEB Trust Fund, to become effective beginning January 1, 2019; and

DELAWARE RIVER JOINT TOLL BRIDGE COMMISSION

Meeting of September 24, 2018

Policy with respect to contributions to the OPEB Trust Fund

In order to provide a more consistent pattern of contributing Commission funds to the OPEB Trust Fund, and thereby improve the sustainability of the OPEB Trust Fund at its present funding level or better, the Delaware River Joint Toll Bridge Commission hereby establishes a contribution policy as follows:

- 1) For each calendar year, the Commission shall contribute to the OPEB Trust Fund an amount equivalent to the retiree benefit expenses paid during the immediately preceding calendar year plus a growth factor, such factor to be determined annually based on the average annual rate of change in retiree benefit expenses over the previous five calendar years.
- 2) Upon approval by the Administrative Committee of a calendar year's contribution amount, the contribution amount shall be paid into the OPEB Trust Fund in regular quarterly installments, or in such other regularly occurring time periods as determined by the Administrative Committee, after consultation with the OPEB Trust Fund Investment Manager. To the extent possible, the timing of such contribution installment payments should coincide with the requests for reimbursement from the OPEB Trust Fund of amounts paid by the Commission for retiree benefits for that time period.
- 3) The annual contribution amount and any installment thereof shall be reduced to the extent that the OPEB Trust Fund assets exceed 100% of the actuarially determined, expected liabilities.
- 4) The payment of the annual contribution amount or any installment thereof shall at all times be subject to the availability of funds for such purposes.

Chairman Lavery then invited any further questions or comments on the Resolution. No questions were presented and the Resolution was adopted, with one abstention.

DELAWARE RIVER JOINT TOLL BRIDGE COMMISSION

Meeting of September 24, 2018

FOURTH ADDENDUM TO THE SERVICES CONTRACT BY AND AMONG THE NEW JERSEY TURNPIKE AUTHORITY, SOUTH JERSEY TRANSPORTATION AUTHORITY, DELAWARE RIVER PORT AUTHORITY, DELAWARE RIVER AND BAY AUTHORITY, BURLINGTON COUNTY BRIDGE COMMISSION AND THE DELAWARE RIVER JOINT TOLL BRIDGE COMMISSION AND CONDUENT STATE AND LOCAL SOLUTION, INC. TO PROVIDE SERVICES IN SUPPORT OF NEW JERSEY E- ZPASS CUSTOMER SERVICE CENTER

R: 4028-09-18- ADM-05-09-18

Chairman Lavery addressed the meeting and asked the Commission Members if, after their review, there were any questions.

At the conclusion of the review, Commissioner Janvey moved and Commissioner Stanley seconded the adoption of the following Resolution:

“RESOLVED, by the Delaware River Joint Toll Bridge Commission, at its Regular Meeting assembled this 24th day of September 2018, via this Resolution, that the Commission authorize the Executive Director to Execute the Fourth Addendum to the Services Contract with Conduent State and Local Solutions, Inc. (“Contractor”). Under the Contract, Contractor was required to achieve the Cut-Over Date no later than October 16, 2017, and Final Acceptance of Phase 1 within four months thereafter. The extension of the Cut-Over Date, as of the date hereof, Contractor has failed to achieve Final Acceptance of Phase 1 as of February 16, 2018, resulting in delays in all deliverables under the Contract for all Phases; and due to the ongoing delays to achieve Final Acceptance for Phase 1, and further KPIs, pursuant to Sections 25 and 26, and Exhibit B of the Contract, Delayed Liquidated Damages of \$1,375,000 have accrued as of April 16, 2018 and KPI Liquidated Damages of \$1,195,056 (calculated at a reduced rate of 7% only for this period) have accrued as of April 1, 2018; and due to the Contractor’s failure to issue violation notices within the required 60-day period, and to capture itoll revenue, as of April 1, 2018, the New Jersey Turnpike Authority, (“Authority”) has incurred violation losses of \$1,843,000.00 (the “Violation Damages”) and \$307,000.00 in lost itoll revenues (“itoll losses”); and due to the poor performance of the Systems and Call Center, the following aggregate sum is due for failure to meet the Performance Standards, as provided in RFP Exhibit 1 as amended by the Second Addendum; and in recognition of the efforts undertaken by the Contractor to achieve Final Acceptance of Phase 1, the Authority has, on behalf of the Agencies, agreed to certain extensions and relief from otherwise due and owing Delay and KPI Liquidated Damages; provided that Contractor acknowledges that no further relief will be provided, and that if Contractor fails to satisfy all of the requirements of this Addendum, Contractor may be declared in default, and the Agencies may immediately move against the Credit Support to collect all accrued Actual Damages, Delay and KPI Liquidated Damages, in the latter case, accruing from the Cut-Over Date; and

“FURTHER RESOLVED, the Executive Director is hereby authorized to approve and execute all necessary contracts on behalf of the Commission.”

DELAWARE RIVER JOINT TOLL BRIDGE COMMISSION

Meeting of September 24, 2018

Chairman Lavery then invited any further questions on the Resolution. No questions were presented and the Resolution was unanimously adopted.

BRIDGE MONITORING –SELECT BRIDGES-CONTRACT NO T/TS-556A

R: 4029-09-18- ENG-01-09-18

Chairman Lavery addressed the Meeting and asked the Commission Members if, after their review, there were any questions.

At the conclusion of the review, Commissioner Laurenti moved and Commissioner Stanley seconded the adoption of the following Resolution:

“RESOLVED, by the Delaware River Joint Toll Bridge Commission at its’ Regular Meeting assembled the 24th day of September 2018, via this Resolution approved the rejection of all bids received for Contract No. T/TS-556A; and

“RESOLVED, the Executive Director is hereby authorized to reject all bids received on behalf of the Commission.”

Chairman Lavery then invited any questions on the Resolution. No questions were presented and the Resolution was unanimously adopted.

FACILITIES TASK ORDER AGREEMENT-PA ASSIGNMENT, CONTRACT NO. C-716A AWARD OF CONTRACT

R: 4030-09-18- ENG -02-09-18

Chairman Lavery addressed the Meeting and asked the Commission Members if, after their review, there were any questions.

At the conclusion of the review, Commissioner Grace moved and Vice Chairman Ahmad seconded the adoption of the following Resolution:

“RESOLVED, by the Delaware River Joint Toll Bridge Commission at its Regular Meeting assembled this 24th day of September 2018, via this Resolution, that the Commission award Contract No. C-716A, Facilities Task Order Agreement – PA Assignment, to Johnson, Mirmiran & Thompson (JMT) of Philadelphia, Pennsylvania, for a twenty-four (24) month period with a Commission option to extend the period up to an additional 12 months for an amount not-to-exceed \$500,000 and identify the General Reserve Fund as the source of funds required for payment of any invoices; and

DELAWARE RIVER JOINT TOLL BRIDGE COMMISSION

Meeting of September 24, 2018

“RESOLVED, identify the General Reserve Fund as the source of funds required for payment of any invoices; and

“RESOLVED, The Executive Director is hereby authorized to approve and execute all necessary contracts on behalf of the DRJTBC.”

Chairman Lavery then invited any questions on the Resolution. No questions were presented and the Resolution was unanimously adopted.

FACILITIES TASK ORDER AGREEMENT-NJ ASSIGNMENT, CONTRACT NO. C-729A AWARD OF CONTRACT

R: 4031-09-18- ENG-03-09-18

Chairman Lavery addressed the Meeting and asked the Commission Members if, after their review, there were any questions.

At the conclusion of the review, Commissioner Van Vliet moved and Commissioner Grace seconded the adoption of the following Resolution:

“RESOLVED, by the Delaware River Joint Toll Bridge Commission at its Regular Meeting assembled this 24th day of September 2018, via this Resolution, that the Commission award Contract No. C-729A, Facilities Task Order Agreement – NJ Assignment, to French & Parrello Associates (FPA) of Wall, New Jersey, for a twenty-four (24) month period with a Commission option to extend the period up to an additional 12 months for an amount not-to-exceed \$500,000 and identify the General Reserve Fund as the source of funds required for payment of any invoices; and

“RESOLVED, identify the General Reserve Fund as the source of funds required for payment of any invoices; and

“RESOLVED, The Executive Director is hereby authorized to approve and execute all necessary contracts on behalf of the DRJTBC.”

Chairman Lavery then invited any questions on the Resolution. No questions were presented and the Resolution was unanimously adopted.

ELECTRONIC SURVEILLANCE/DETECTION SYSTEM MAINTENANCE CONTRACT, CONTRACT DB-724A

R: 4032-09-18 - ENG-04-09-18

Chairman Lavery addressed the Meeting and asked the Commission Members if, after their review, there were any questions.

DELAWARE RIVER JOINT TOLL BRIDGE COMMISSION

Meeting of September 24, 2018

At the conclusion of the review, Vice Chairman Ahmad moved and Commissioner Grace seconded the adoption of the following Resolution:

“RESOLVED, by the Delaware River Joint Toll Bridge Commission at its Regular Meeting assembled this 24th day of September 2018, via this Resolution, that the Commission authorize the Executive Director to award Contract No. DB-724A, Electronic Surveillance / Detection System Maintenance Contract, to Schneider Electric Building Americas, Inc. of Horsham, Pennsylvania for a total not-to-exceed amount of \$11,294,820.75; and

“RESOLVED, identify the General Reserve Fund as the source of funds required for payment of any invoices; and

“RESOLVED, The Executive Director is hereby authorized to approve and execute all necessary contracts on behalf of the DRJTBC.”

Chairman Lavery then invited any questions on the Resolution. No questions were presented and the Resolution was unanimously adopted.

ELECTRONIC TOLL COLLECTION/TOLLING TASK ORDER CONSULTANT, PA ASSIGNMENT-CONTACT C-728A

R: 4033-09-18 - ENG-05-09-18

Chairman Lavery addressed the Meeting and asked the Commission Members if, after their review, there were any questions.

At the conclusion of the review, Vice Chairman Ahmad moved and Commissioner Grace seconded the adoption of the following Resolution:

“RESOLVED, by the Delaware River Joint Toll Bridge Commission at its Regular Meeting assembled this 24th day of September 2018, via this Resolution, that the Commission award Contract No. C-728A, Electronic Toll Collection/Tolling Task Order Consultant, PA Assignment, to Rummel, Klepper & Kahl, LLP (RK&K) of King of Prussia, PA for an amount not-to-exceed \$500,000.00 and identify the General Reserve Fund as the source of funds required for payment of any invoices; and

“RESOLVED, identify the General Reserve Fund as the source of funds required for payment of any invoices; and

“RESOLVED, The Executive Director is hereby authorized to approve and execute all necessary contracts on behalf of the DRJTBC.”

DELAWARE RIVER JOINT TOLL BRIDGE COMMISSION

Meeting of September 24, 2018

Chairman Lavery then invited any questions on the Resolution. No questions were presented and the Resolution was unanimously adopted.

APPOINTMENT OF CHRISTOPHER CROSE TO BRIDGE MONITOR II-SOUTHERN REGION

R: 4034-09-18- PER -02-09-18

Chairman Lavery addressed the Meeting and asked the Commission Members if, after their review, there were any questions.

At the conclusion of the review, Vice Chairman Ahmad moved and Commissioner Laurenti seconded the adoption of the following Resolution:

“RESOLVED, by the Delaware River Joint Toll Bridge Commission at its Regular Meeting assembled this 24th day of September 2018, via this Resolution, That Christopher Crose be appointed to the position of Bridge Monitor II, Southern Region, in the Public Safety and Bridge Security Department, pursuant to the Operations Reorganization approved by the Board of Commissioners at the October 2017 Commission meeting. Compensation shall be set at \$39,348 per annum, which is the introductory step in the pay scale for the Bridge Monitor II position (\$39,348 - \$43,283), in accordance with the salary table approved by the Board of Commissioners at the October 2017 Commission meeting, and effective for all appointments, promotions and reclassifications made on or after November 20, 2017. The promotion to be made pending satisfactory completion of the required personnel processing.”

Chairman Lavery then invited any questions on the Resolution. No questions were presented and the Resolution was unanimously adopted.

APPOINTMENT OF JEFFREY JONES TO BRIDGE MONITOR II-SOUTHERN REGION

R: 4035-09-18- PER -03-09-18

Chairman Lavery addressed the Meeting and asked the Commission Members if, after their review, there were any questions.

At the conclusion of the review, Commissioner Stanley moved and Commissioner Grace seconded the adoption of the following Resolution:

“RESOLVED, by the Delaware River Joint Toll Bridge Commission at its Regular Meeting assembled this 24th day of September 2018, via this Resolution, that Jeffrey Jones be appointed to the position of Bridge Monitor II, Southern Region, in the Public Safety and Bridge Security Department, pursuant to the Operations Reorganization approved by the Board of Commissioners at the October 2017 Commission meeting. Compensation shall be set at \$39,348

DELAWARE RIVER JOINT TOLL BRIDGE COMMISSION

Meeting of September 24, 2018

per annum, which is the introductory step in the pay scale for the Bridge Monitor II position (\$39,348 - \$43,283), in accordance with the salary table approved by the Board of Commissioners at the October 2017 Commission meeting, and effective for all appointments, promotions and reclassifications made on or after November 20, 2017. The promotion to be made pending satisfactory completion of the required personnel processing.”

Chairman Lavery then invited any questions on the Resolution. No questions were presented and the Resolution was unanimously adopted.

APPOINTMENT OF MICHAEL CAROSI TO MAINTENANCE WORKER III-SOUTHERN REGION

R: 4036-09-18- PER -04-09-18

Chairman Lavery addressed the Meeting and asked the Commission Members if, after their review, there were any questions.

At the conclusion of the review, Commissioner Laurenti moved and Commissioner Grace seconded the adoption of the following Resolution:

“**RESOLVED**, by the Delaware River Joint Toll Bridge Commission at its Regular Meeting assembled this 24th day of September 2018, via this Resolution, that Michael Carosi be appointed to the position of Maintenance Worker III, Southern Region in the Maintenance and Toll Operations Division, pursuant to the Operations Reorganization approved by the Board of Commissioners at the October 2017 Commission meeting. Compensation shall be set at \$40,000 per annum, which is the introductory step in the pay scale for the Maintenance Worker III position (\$40,000 - \$44,000), in accordance with the salary table approved by the Board of Commissioners at the October 2017 Commission meeting, and effective for all appointments, promotions and reclassifications made on or after November 20, 2017. The promotion to be made pending satisfactory completion of the required personnel processing.”

Chairman Lavery then invited any questions on the Resolution. No questions were presented and the Resolution was unanimously adopted.

APPOINTMENT OF PAUL WALLACE TO MAINTENANCE WORKER III-NORTHERN REGION

R: 4037-09-18- PER -05-09-18

Chairman Lavery addressed the Meeting and asked the Commission Members if, after their review, there were any questions.

DELAWARE RIVER JOINT TOLL BRIDGE COMMISSION

Meeting of September 24, 2018

At the conclusion of the review, Vice Chairman Ahmad moved and Commissioner Stanley seconded the adoption of the following Resolution:

“RESOLVED, by the Delaware River Joint Toll Bridge Commission at its Regular Meeting assembled this 24th day of September 2018, via this Resolution, That Paul Wallace be appointed to the position of Maintenance Worker III, Northern Region in the Maintenance and Toll Operations Division, pursuant to the Operations Reorganization approved by the Board of Commissioners at the October 2017 Commission meeting. Compensation shall be set at \$40,000 per annum, which is the introductory step in the pay scale for the Maintenance Worker III position (\$40,000 - \$44,000), in accordance with the salary table approved by the Board of Commissioners at the October 2017 Commission meeting, and effective for all appointments, promotions and reclassifications made on or after November 20, 2017. The promotion to be made pending satisfactory completion of the required personnel processing.”

Chairman Lavery then invited any questions on the Resolution. No questions were presented and the Resolution was unanimously adopted.

APPROVAL FOR PAYMENT OF INVOICES STRADLEY RONON, PA LABOR COUNSEL

R: 4038-09-18- ACCT -01-09-18

Chairman Lavery addressed the Meeting and asked the Commission Members if, after their review, there were any questions.

At the conclusion of the review, Commissioner Van Vliet moved and Vice Chairman Ahmad seconded the adoption of the following Resolution:

“RESOLVED, by the Delaware River Joint Toll Bridge Commission at its Regular Meeting assembled this 24th day of September 2018, via this Resolution, authorizes payment of invoices #18082084, #18082083, #18082029, #18072219 and #18072221 in the total amount of \$ 27,542.63 Professional Services Rendered to Stradley Ronon, PA Labor Counsel.”

“RESOLVED: identifying the Operating Fund as the source of funds required for any and all disbursements.”

Chairman Lavery then invited any questions on the Resolution. No questions were presented and the Resolution was unanimously adopted.

DELAWARE RIVER JOINT TOLL BRIDGE COMMISSION

Meeting of September 24, 2018

APPROVAL FOR PAYMENT OF INVOICES

ARCHER LAW, PA LEGAL COUNSEL

R: 4039-09-18- ACCT -02-09-18

Chairman Lavery addressed the Meeting and asked the Commission Members if, after their review, there were any questions.

At the conclusion of the review, Commissioner Van Vliet moved and Vice Ahmad seconded the adoption of the following Resolution:

“RESOLVED, by the Delaware River Joint Toll Bridge Commission at its Regular Meeting assembled this 24th day of September 2018, via this Resolution authorizes payment of invoices #4127611, #4127609, #4127608 and #4127617 in the total amount due of \$6,360.00 for Professional Services Rendered

“RESOLVED: identifying the Operating Fund as the source of funds required for any and all disbursements.”

Chairman Lavery then invited any questions on the Resolution. No questions were presented and the Resolution was unanimously adopted.

APPROVAL FOR PAYMENT OF INVOICES

CHIESA SHAHINIAN & GIANTOMASI, NJ LABOR COUNSEL

R: 4040-09-18- ACCT -03-09-18

Chairman Lavery addressed the Meeting and asked the Commission Members if, after their review, there were any questions.

At the conclusion of the review, Commissioner Van Vliet moved and Vice Chairman Ahmad seconded the adoption of the following Resolution:

“RESOLVED, by the Delaware River Joint Toll Bridge Commission at its Regular Meeting assembled this 24th day of September 2018, via this Resolution authorizes payment of invoice #390135, #390133, and #390136 in the total amount due of \$ 41,980.03 for professional services rendered to Chiesa, Shahinian & Giantomasi, New Jersey Labor Counsel; and

“RESOLVED: identifying the Operating Fund as the source of funds required for any and all disbursements.”

Chairman Lavery then invited any questions on the Resolution. No questions were presented and the Resolution was unanimously adopted.

DELAWARE RIVER JOINT TOLL BRIDGE COMMISSION

Meeting of September 24, 2018

APPROVAL FOR PAYMENT OF INVOICES

FLORIO, PERRUCCI, STEINHARDT AND CAPPELLI, NJ LEGAL COUNSEL

R: 4041-09-18- ACCT -04-09-18

Chairman Lavery addressed the Meeting and asked the Commission Members if, after their review, there were any questions.

At the conclusion of the review, Commissioner Van Vliet moved and Vice Chairman Ahmad seconded the adoption of the following Resolution:

“RESOLVED, by the Delaware River Joint Toll Bridge Commission at its Regular Meeting assembled this 24th day of September 2018, via this Resolution authorizes payment of invoices #152953, #152584, #152892, and #152891 in the total amount due of \$18,406.95 for Capital and Non-Capital Professional Services to Florio, Perrucci, Steinhardt and Cappelli, NJ Legal Counsel; and

“RESOLVED, identifying the Operating Fund as the source of funds required for any and all disbursements.”

Chairman Lavery then invited any questions on the Resolution. No questions were presented and the Resolution was unanimously adopted.

INVITE ANY COMMENTS FROM THE PUBLIC

Chairman Lavery invited any Comments from the public.

Richard Rosamilia addressed the meeting and said

“There is a problem, continuing problem, on the Frenchtown-Uhlerstown Bridge. There's a lot of -- and it is increasing lately -- overwidth vehicles that are just crossing the bridge tying up -- so what is happening is vehicle is overwidth is going across the bridge and stopping the traffic that's going the other way no matter which way they are going. People have to back up. Some people are experiencing damage to their vehicles. The bridge tenders, if that's what they are, they try to reroute the overweight -- overwidth vehicles, but a lot of times they don't even pay attention to them because they don't have no real authority to do anything, other than to back up the other cars or the other vehicles that are on the bridge and have the overwidth vehicle come through. Now, usually it only happens once every month or so, but I'm seeing it more and more on a regular basis. Almost daily now. There is more and more people coming across the bridge into Pennsylvania and it just seems to be a lot more overwidth vehicles for some reason. Is there anything that you can do as members to prevent this at least

DELAWARE RIVER JOINT TOLL BRIDGE COMMISSION

Meeting of September 24, 2018

signage to say that a certain width is not going to be permitted on the bridge or maybe give the bridge tender some more authority to maybe cite them?"

Executive Director Resta replied

"Yes. We have looked at additional signage in the area, but the mere fact that it's overwidth is not necessarily something -- the citations are normally for weight. Our bridge monitors have no authority to actually give folks a violation. That would be state police in either New Jersey or Pennsylvania, who we have contracted services with. But in those situations, the bridge monitor's job, honestly, is to try to direct the traffic to let the folks cross. We have problems at many of our toll supported bridges with oversized, not necessarily overweight, but oversized vehicles. As you know, we have an antique stock of bridges that are fairly unique and the lane widths are certainly not designed with today's standards in mind, so it's a continuing problem. We are looking at additional signage, but we're also looking at other ways that we can --one of the things we talked about just a few minutes ago was we're also looking at analytic software that can help us identify these vehicles well before they reach the bridge, so as we develop that project a little further, we should have some different tools in our tool box, but it's a difficult situation. You know, we do realize that. But the width of the lanes there is an issue. We have another Washington Crossing where the width of the lanes is, you know, but that's our narrowest bridge like guardrail to guardrail, there is -- some of those -- the older bridges have issues with that. So if you have a landscaped trailer or something like that, it does cause a problem. We have had horse trailers that cause problems and just, you know, generally like an oversized like a box truck that's smaller or a stake body truck that's smaller. It is not necessarily overweight, but it is oversized. We have been looking into this. It has been a difficult thing for us, but we don't necessarily have the ability to prohibit folks from crossing if they meet the weight limitation."

Richard Rosamilia stated:

"Well, a few of the drivers of these overwidth -- I'm not talking about weight now, I'm talking about overwidth vehicles. I talked with one of them. I said, you know there is a bridge that's three miles north, the Milford Bridge. You can cross that without any problem. They are not even aware of that, so maybe if the bridge tenders can at least alert them so that they can make that turn and just go up three miles -- what is it? Five minutes out of their way? It's not a big deal. "

Executive Director Resta said:

"I know that you are saying it is not a big deal, but we have truck drivers that think everything is a big deal, so we will do our best and we are looking at increased signage, but we are hopeful that some of the other technology-based

DELAWARE RIVER JOINT TOLL BRIDGE COMMISSION

Meeting of September 24, 2018

things that we can get and some of the other issues that we get with the localities could help in this situation, but we have no magic pill right now to just prevent them from crossing."

Richard Rosamilia then said:

"I appreciate the opportunity to let me voice my opinion about that. Thank you."

Chairman Lavery said:

"Thank you for coming out because it is a problem that we deal with all the time, whether they are overweight or overwidth, so we are constantly trying to find, so we don't want you to think you came here and we just said -- we are trying."

Mr. Rosamilia said:

"It's frustration after, you know, getting hit overhead a hundred times with this thing I said, maybe they need to know about it."

Chairman Lavery replied:

"No. we certainly appreciate you taking the time to come out. That's one of our assets, that bridge, and we want to protect it as well and certainly if it is an inconvenience to people and it's also putting more wear and tear on the bridge we want to do something about it. We will keep trying. If you have any ideas that you come up with, certainly relate them to Mr. Resta."

Executive Director Resta thanked Mr. Rosamilia for coming in.

SCHEDULING OF THE OCTOBER 29, 2018 MEETING

Chairman Lavery addressed the Meeting and stated that the Commission's next meeting will be scheduled to be held Monday, October 29, 2018.

The Meeting will be called to Order at 10:30 a.m. in the Boardroom at the New Hope Executive Offices, New Hope Pennsylvania 18938-9519.

Chairman Lavery assured the Commission Members that an "Official Notice of Meeting" would be forwarded to each and every Member of the Commission

DELAWARE RIVER JOINT TOLL BRIDGE COMMISSION

Meeting of September 24, 2018

ADJOURNMENT

Chairman Lavery invited a motion for Adjournment.

Vice Chairman Ahmad then moved that the Meeting be adjourned and Commissioner Stanley seconded the motion. The voice vote was unanimously affirmative and the Meeting was adjourned at 11:10 am, Monday, September 24, 2018.

Prepared and submitted by:



WENDY READING

Assistant Secretary Treasurer to the Commission

Approved by:



JOSEPH J. RESTA

Executive Director

DELAWARE RIVER JOINT TOLL BRIDGE COMMISSION

Meeting of September 24, 2018

FINANCE

The following Pages reflect the reports on those items assigned to the Finance Department. Each item is reported separately and page numbered accordingly.

DELAWARE RIVER JOINT TOLL BRIDGE COMMISSION

Meeting of September 24, 2018

July Financial Report

SUBJECT	DESCRIPTION	PAGE NUMBER
Accounting	Status of Cash Balances at July 31, 2018	1
Accounting	Status of Bond Retirement at July 31, 2018	2
Accounting	Status of Investments at July 31, 2018	3-7
Accounting	Status of Toll Traffic and Revenue & Toll Supported Traffic Month of July 2018 Compared with Month of July 2017	8-21
Accounting	Statistical Summary of Expenditures on Toll Bridges and Toll Supported Bridges Accounts for the Period July 1, 2018 through July 31, 2018	22-34
Accounting	Statement of Revenue and Expenses: Seven Months Period ending July 31, 2018	35

DELAWARE RIVER JOINT TOLL BRIDGE COMMISSION

Meeting of September 24, 2018

**There follows Cash Balances of the Commission at July 31, 2018 for the
information and review of the Members:**

COMMISSION CASH DEPOSITS

Wells Fargo Bank, N. A.

Revenue Fund	6,966,217
Payroll Fund	18,498
Insurance Clearing Account	750,000
TOTAL	\$ 7,734,715

CASH DEPOSIT GUARANTEES

Wells Fargo Bank	PA ACT 72	FULL BALANCE
-------------------------	------------------	---------------------

8/16/2018

DELAWARE RIVER JOINT TOLL BRIDGE COMMISSION

Meeting of September 24, 2018

STATUS OF BRIDGE REVENUE BONDS AT July 31, 2018

SERIES 2005A				SERIES 2007B				SERIES 2012A				SERIES 2015				SERIES 2017				Total	
Maturity	Yield	Principal Amount	Maturities & Calls	Yield	Principal Amount	Maturities & Calls		Yield	Principal Amount	Maturities & Calls		Yield	Principal Amount	Maturities & Calls		Yield	Principal Amount	Maturities & Calls	Average Yield	Remaining Outstanding	
7/1/2005	2.35%	\$ 330,000	\$ 330,000		N/A															-	
7/1/2006	2.50%	895,000	895,000		N/A															-	
7/1/2007	2.76%	930,000	930,000		N/A															-	
7/1/2008	2.90%	965,000	965,000	4.23%	\$ 3,350,000	\$ 3,350,000														-	
7/1/2009	3.06%	1,005,000	1,005,000	4.23%	3,350,000	3,350,000														-	
7/1/2010	3.23%	1,045,000	1,045,000	4.23%	3,650,000	3,650,000														-	
7/1/2011	3.39%	1,095,000	1,095,000	4.23%	3,850,000	3,850,000														-	
7/1/2012	3.53%	1,150,000	1,150,000	4.23%	3,950,000	3,950,000		0.35%	4,435,000	4,435,000										-	
7/1/2013	3.66%	1,210,000	1,210,000	4.23%	4,200,000	4,200,000			N/A											-	
7/1/2014	3.76%	5,000,000	5,000,000	4.23%	4,350,000	4,350,000			N/A											-	
7/1/2015	3.85%	5,220,000	5,220,000	4.23%	4,450,000	4,450,000		0.83%	1,030,000	1,030,000										-	
7/1/2016	3.96%	5,540,000	5,540,000	4.23%	4,800,000	4,800,000		1.09%	1,065,000	1,065,000										-	
7/1/2017	4.02%	5,835,000	5,835,000	4.23%	4,950,000	4,950,000		1.33%	1,100,000	1,100,000										-	
7/1/2018	4.04%	6,155,000	1,565,000	4.23%	5,250,000	5,250,000		1.61%	1,145,000											4,590,000	
7/1/2019	4.09%	6,480,000	1,645,000	4.23%	5,450,000			1.90%	1,195,000											13,840,000	
7/1/2020	4.13%	6,840,000	1,735,000	4.23%	5,650,000			2.14%	6,825,000											15,435,000	
7/1/2021	4.14%	1,825,000	1,825,000	4.23%	5,950,000			2.33%	4,000,000											16,190,000	
7/1/2022	4.19%	1,920,000	1,920,000	4.23%	6,250,000			2.33%	4,000,000											16,685,000	
7/1/2023	4.23%	2,020,000	2,020,000	4.23%	6,550,000			2.50%	7,445,000											3,165,000	
7/1/2024	4.35%	2,125,000	2,125,000	4.23%	6,800,000			2.60%	7,815,000											18,655,000	
7/1/2025	4.35%	2,235,000	2,235,000	4.23%	7,150,000			2.67%	8,205,000											19,520,000	
7/1/2026	4.67%	2,345,000	2,345,000	4.23%	7,450,000			2.73%	5,000,000											19,440,000	
7/1/2027	4.67%	2,450,000	2,450,000	4.23%	7,800,000			3.01%	5,620,000											15,630,000	
7/1/2028	4.67%	2,560,000	2,560,000	4.23%	8,200,000			3.12%	2,000,000											3,620,000	
7/1/2029	4.67%	2,675,000	2,675,000	4.23%	8,550,000			3.17%	9,355,000											20,970,000	
7/1/2030	4.67%	2,795,000	2,795,000	4.23%	8,900,000			3.21%	1,345,000											21,755,000	
7/1/2031	4.67%	N/A	N/A	4.23%	9,350,000			3.27%	1,385,000											22,800,000	
7/1/2032	N/A	N/A	N/A	4.23%	9,800,000				N/A											23,900,000	
7/1/2033	N/A	N/A	N/A	4.23%	9,800,000				N/A											25,080,000	
7/1/2034	N/A	N/A	N/A		N/A				N/A											26,310,000	
7/1/2035	N/A	N/A	N/A		N/A			3.64%	11,020,000											27,520,000	
7/1/2036	N/A	N/A	N/A		N/A			3.64%	11,460,000											28,785,000	
7/1/2037	N/A	N/A	N/A		N/A			3.73%	11,920,000											30,110,000	
7/1/2038	N/A	N/A	N/A		N/A				N/A											32,015,000	
7/1/2039	N/A	N/A	N/A		N/A				N/A											33,115,000	
7/1/2040	N/A	N/A	N/A		N/A				N/A											34,649,000	
7/1/2041	N/A	N/A	N/A		N/A				N/A											36,445,000	
7/1/2042	N/A	N/A	N/A		N/A				N/A											38,500,000	
7/1/2043	N/A	N/A	N/A		N/A				N/A											40,940,000	
7/1/2044	N/A	N/A	N/A		N/A				N/A											43,775,000	
7/1/2045	N/A	N/A	N/A		N/A				N/A											46,990,000	
7/1/2046	N/A	N/A	N/A		N/A				N/A											50,725,000	
7/1/2047	N/A	N/A	N/A		N/A				N/A											54,965,000	
7/1/2048	N/A	N/A	N/A		N/A				N/A											59,720,000	
7/1/2049	N/A	N/A	N/A		N/A				N/A											65,000,000	
7/1/2050	N/A	N/A	N/A		N/A				N/A											70,940,000	
		\$ 72,645,000	\$58,115,000		\$150,000,000	\$ 46,150,000			\$ 77,145,000	\$ 8,840,000											
																		</			



Delaware River
Joint Toll Bridge
Commission

DRJTBC

**Delaware River Joint TBC
Purchases Report
Sorted by Fund - Maturity Date
July 1, 2018 - July 31, 2018**

CUSIP	Investment #	Fund	Sec. Type	Issuer	Original Par Value	Purchase Date	Payment Periods	Principal Purchased	Accrued Interest at Purchase	Rate at Purchase	Maturity Date	YTM	Ending Book Value
General Reserve Fund													
912828U99	10587	01GRF	TRC	USTR	2,700,000.00	07/16/2018	12/31 - Final Pmt.	2,689,136.71	1,467.39	1.250	12/31/2018	2.134	2,690,171.31
3130AAXX1	10586	01GRF	FAC	FHLB	9,100,000.00	07/11/2018	09/18 - 03/18	9,044,854.00	39,275.35	1.375	03/18/2019	2.289	9,049,319.28
3130A8DB6	10588	01GRF	FAC	FHLB	3,000,000.00	07/16/2018	12/21 - 06/21	2,965,380.00	2,343.75	1.125	06/21/2019	2.386	2,966,930.15
			Subtotal		14,800,000.00			14,699,370.71	43,086.49				14,706,420.72
Construction Fund 2017													
17177MNF5	10589	06CF17	ACP	CIESCO	6,900,000.00	07/16/2018	01/15 - At Maturity	6,814,066.25		2.450	01/15/2019	2.536	6,821,579.58
			Subtotal		6,900,000.00			6,814,066.25	0.00				6,821,579.58
		Total Purchases			21,700,000.00			21,513,436.96	43,086.49				21,528,000.30



Delaware River
Joint Toll Bridge
Commission

Delaware River Joint TBC
Investment Classification
Sorted by Fund - Maturity Date
July 31, 2018

DRJTBC

CUSIP	Investment #	Fund	Issuer	Investment Class	Par Value	YTM	Maturity Date	Market Price	Market Date	Market Value	Book Value	Reported Value
Debt Service Fund												
38145C752	10113	01DSF	Goldman Sachs Ila Fed Port	Amort	823,215.95	0.970		100.000	07/31/2018	823,215.95	823,215.95	823,215.95
				Subtotal	823,215.95	0.970				823,215.95	823,215.95	823,215.95
General Reserve Fund												
38145C752	10115	01GRF	Goldman Sachs Ila Fed Port	Amort	0.00	0.922		100.000	07/31/2018	0.00	0.00	0.00
PAINVEST	10050	01GRF	PA Invest	Amort	5,190,156.94	2.014		100.000	07/31/2018	5,190,156.94	5,190,156.94	5,190,156.94
PAINVEST	10462	01GRF	PA Invest	Amort	23,166,077.85	1.735		100.000	07/31/2018	23,166,077.85	23,166,077.85	23,166,077.85
06417KH28	10534	01GRF	Bank of Nova Scotia NY CP	Fair	6,000,000.00	1.933	08/02/2018	98.933	07/31/2018	5,936,033.34	5,999,683.33	5,936,033.34
67983UHLO	10562	01GRF	Old Line Funding LLC	Fair	4,000,000.00	2.282	08/20/2018	99.008	07/31/2018	3,960,324.44	3,995,228.89	3,960,324.44
9128282C3	10419	01GRF	U.S. Treasury	Fair	6,000,000.00	1.118	08/31/2018	99.908	07/31/2018	5,994,480.00	5,998,207.72	5,994,480.00
9128282C3	10576	01GRF	U.S. Treasury	Fair	4,000,000.00	1.965	08/31/2018	99.908	07/31/2018	3,996,320.00	3,996,047.79	3,996,320.00
3130A9AC5	10403	01GRF	Federal Home Loan Bank	Fair	10,000,000.00	1.100	09/21/2018	99.866	07/31/2018	9,986,600.00	10,000,000.00	9,986,600.00
912796QAO	10563	01GRF	U.S. Treasury	Fair	4,250,000.00	1.939	09/27/2018	99.043	07/31/2018	4,209,328.10	4,237,248.23	4,209,328.10
912828T42	10558	01GRF	U.S. Treasury	Fair	9,000,000.00	1.915	09/30/2018	99.799	07/31/2018	8,981,910.00	8,982,966.55	8,981,910.00
3134GASE5	10405	01GRF	Federal Home Loan Mtg Corp	Fair	7,000,000.00	1.050	10/26/2018	99.774	07/31/2018	6,984,180.00	7,000,000.00	6,984,180.00
912828T83	10547	01GRF	U.S. Treasury	Fair	9,000,000.00	1.800	10/31/2018	99.685	07/31/2018	8,976,711.57	8,971,650.00	8,971,650.00
912828T83	10569	01GRF	U.S. Treasury	Fair	4,000,000.00	2.016	10/31/2018	99.685	07/31/2018	3,987,400.00	3,987,531.25	3,987,400.00
9612C1L54	10548	01GRF	WestPac Banking Corp	Fair	3,000,000.00	2.079	11/05/2018	98.438	07/31/2018	2,953,140.84	2,983,760.00	2,953,140.84
19121BLF4	10550	01GRF	Coca Cola	Fair	6,000,000.00	1.992	11/15/2018	98.487	07/31/2018	5,909,233.32	5,965,638.33	5,909,233.32
912828M64	10573	01GRF	U.S. Treasury	Fair	4,000,000.00	2.106	11/15/2018	99.770	07/31/2018	3,990,800.00	3,990,229.97	3,990,800.00
3134GAXX7	10406	01GRF	Federal Home Loan Mtg Corp	Fair	2,500,000.00	1.187	11/30/2018	99.645	07/31/2018	2,491,125.00	2,499,380.21	2,491,125.00
912828U40	10564	01GRF	U.S. Treasury	Fair	6,100,000.00	2.010	11/30/2018	99.644	07/31/2018	6,078,284.00	6,079,817.58	6,078,284.00
3134GAYQ1	10415	01GRF	Federal Home Loan Mtg Corp	Fair	9,100,000.00	1.118	12/05/2018	99.654	07/31/2018	9,068,514.00	9,098,824.58	9,068,514.00
912828U99	10493	01GRF	U.S. Treasury	Fair	7,000,000.00	1.304	12/31/2018	99.617	07/31/2018	6,998,426.91	6,998,426.91	6,973,190.00
912828U99	10575	01GRF	U.S. Treasury	Fair	4,000,000.00	2.178	12/31/2018	99.617	07/31/2018	3,984,680.00	3,984,732.14	3,984,680.00
912828U99	10587	01GRF	U.S. Treasury	Fair	2,700,000.00	2.134	12/31/2018	99.617	07/31/2018	2,689,659.00	2,690,171.31	2,689,659.00
912828N63	10414	01GRF	U.S. Treasury	Fair	9,000,000.00	1.198	01/15/2019	99.545	07/31/2018	8,959,050.00	8,997,041.69	8,959,050.00
3130AAE46	10566	01GRF	Federal Home Loan Bank	Fair	6,000,000.00	2.122	01/16/2019	99.575	07/31/2018	5,976,311.48	5,976,311.48	5,974,500.00
912828V56	10567	01GRF	U.S. Treasury	Fair	4,000,000.00	2.088	01/31/2019	99.467	07/31/2018	3,978,680.00	3,981,130.05	3,978,680.00
3135G0ZA4	10535	01GRF	Federal National Mtg Assn	Fair	4,000,000.00	1.904	02/19/2019	99.780	07/31/2018	3,991,200.00	3,999,350.15	3,991,200.00
3135G0J53	10508	01GRF	Federal National Mtg Assn	Fair	3,000,000.00	1.486	02/26/2019	99.249	07/31/2018	2,977,470.00	2,991,896.91	2,977,470.00
912828W30	10572	01GRF	U.S. Treasury	Fair	7,500,000.00	2.222	02/28/2019	99.350	07/31/2018	7,451,250.00	7,453,027.65	7,451,250.00

Delaware River Joint TBC
Investment Classification
July 31, 2018

Page 2

CUSIP	Investment #	Fund	Issuer	Investment Class	Par Value	YTM	Maturity Date	Market Price	Market Date	Market Value	Book Value	Reported Value
General Reserve Fund												
3133782M2	10518	01GRF	Federal Home Loan Bank	Fair	5,000,000.00	1.579	03/08/2019	99.548	07/31/2018	4,977,400.00	4,977,547.05	4,977,400.00
3130AAXX1	10586	01GRF	Federal Home Loan Bank	Fair	9,100,000.00	2.269	03/18/2019	99.434	07/31/2018	9,048,494.00	9,049,319.26	9,048,494.00
912828W97	10582	01GRF	U.S. Treasury	Fair	3,000,000.00	2.268	03/31/2019	99.313	07/31/2018	2,979,390.00	2,979,987.19	2,979,390.00
3130ACL93	10516	01GRF	Federal Home Loan Bank	Fair	5,000,000.00	1.517	04/26/2019	99.387	07/31/2018	4,999,350.00	4,999,386.57	4,969,350.00
912828ST8	10536	01GRF	U.S. Treasury	Fair	4,000,000.00	1.945	04/30/2019	99.192	07/31/2018	3,967,680.00	3,979,570.82	3,967,680.00
3137EADG1	10583	01GRF	Federal Home Loan Mtg Corp	Fair	4,000,000.00	2.365	05/30/2019	99.463	07/31/2018	3,978,520.00	3,979,893.33	3,978,520.00
912828WL0	10525	01GRF	U.S. Treasury	Fair	5,000,000.00	1.744	05/31/2019	99.281	07/31/2018	4,964,050.00	4,990,046.56	4,964,050.00
3130A8DB6	10588	01GRF	Federal Home Loan Bank	Fair	3,000,000.00	2.386	06/21/2019	98.866	07/31/2018	2,965,980.00	2,966,930.15	2,965,980.00
3130ACJ96	10510	01GRF	Federal Home Loan Bank	Fair	5,000,000.00	1.551	06/28/2019	99.161	07/31/2018	4,958,050.00	4,997,725.45	4,958,050.00
912828XV7	10537	01GRF	U.S. Treasury	Fair	4,500,000.00	1.970	06/30/2019	98.940	07/31/2018	4,452,300.00	4,470,899.03	4,452,300.00
912828T6	10509	01GRF	U.S. Treasury	Fair	3,000,000.00	1.507	08/31/2019	98.682	07/31/2018	2,960,460.00	2,991,803.67	2,960,460.00
3130ACLX0	10517	01GRF	Federal Home Loan Bank	Fair	6,000,000.00	1.625	10/30/2019	98.906	07/31/2018	5,934,360.00	6,000,000.00	5,934,360.00
Subtotal					226,106,234.79	1.756				224,991,270.83	225,622,708.16	224,991,270.83
Operating Fund												
38145C752	10108	01OF	Goldman Sachs Ila Fed Port	Amort	45,922.81	0.970		100.000	07/31/2018	45,922.81	45,922.81	45,922.81
912796PP8	10546	01OF	U.S. Treasury	Fair	5,770,000.00	1.887	01/31/2019	97.997	07/31/2018	5,654,480.04	5,716,148.59	5,654,480.04
Subtotal					5,815,922.81	1.880				5,700,402.85	5,762,071.40	5,700,402.85
Reserve Maintenance Fund												
38145C752	10106	01RMF	Goldman Sachs Ila Fed Port	Amort	40,205.18	0.970		100.000	07/31/2018	40,205.18	40,205.18	40,205.18
912796PP8	10545	01RMF	U.S. Treasury	Fair	6,113,000.00	1.887	01/31/2019	97.997	07/31/2018	5,990,612.91	6,055,947.37	5,990,612.91
Subtotal					6,153,205.18	1.881				6,030,818.09	6,096,152.55	6,030,818.09
Scudder Falls Insurance Reserv												
38145C752	10506	01SFIR	Goldman Sachs Ila Fed Port	Amort	383.40	0.001		100.000	07/31/2018	383.40	383.40	383.40
912828K5	10507	01SFIR	U.S. Treasury	Fair	4,054,000.00	1.270	07/31/2019	98.918	07/31/2018	4,010,135.72	4,058,176.83	4,010,135.72
Subtotal					4,054,383.40	1.269				4,010,519.12	4,058,560.23	4,010,519.12
Debt Service Reserve 2005A												
38145C752	10110	05DSRF05	Goldman Sachs Ila Fed Port	Amort	29,209.24	0.970		100.000	07/31/2018	29,209.24	29,209.24	29,209.24
3133EFKN6	10379	05DSRF05	Federal Farm Credit Bank	Fair	1,991,000.00	1.030	10/26/2018	99.741	07/31/2018	1,985,843.31	1,990,907.42	1,985,843.31
912796PP8	10551	05DSRF05	U.S. Treasury	Fair	993,000.00	1.888	01/31/2019	97.997	07/31/2018	973,119.36	983,724.76	973,119.36
Subtotal					3,013,209.24	1.309				2,988,171.91	3,003,841.42	2,988,171.91

**Delaware River Joint TBC
Investment Classification
July 31, 2018**

Page 3

CUSIP	Investment #	Fund	Issuer	Investment Class	Par Value	YTM	Maturity Date	Market Price	Market Date	Market Value	Book Value	Reported Value
Capitalized Interest Acc 2017												
38145C752	10423	06CAPINT1	Goldman Sachs Ila Fed Port	Amort	106,516.97	0.970	12/31/2018	100.000	07/31/2018	106,516.97	106,516.97	106,516.97
912828U99	10533	06CAPINT1	U.S. Treasury	Fair	6,064,000.00	1.809	12/31/2018	99.617	07/31/2018	6,040,774.88	6,050,775.41	6,040,774.88
				Subtotal	6,170,516.97	1.794				6,147,291.85	6,156,592.38	6,147,291.85
Construction Fund 2017												
38145C752	10424	06CF17	Goldman Sachs Ila Fed Port	Amort	0.00	0.001	07/31/2018	100.000	07/31/2018	0.00	0.00	0.00
PAINVEST	10463	06CF17	PA Invest	Amort	27,271,720.58	1.735	07/31/2018	100.000	07/31/2018	27,271,720.58	27,271,720.58	27,271,720.58
912828K82	10527	06CF17	U.S. Treasury	Fair	15,000,000.00	1.533	08/15/2018	99.966	07/31/2018	14,994,900.00	14,996,947.67	14,994,900.00
912828C23	10524	06CF17	U.S. Treasury	Fair	5,000,000.00	1.501	08/31/2018	99.908	07/31/2018	4,995,400.00	4,996,948.24	4,995,400.00
912828C23	10544	06CF17	U.S. Treasury	Fair	5,000,000.00	1.692	08/31/2018	99.908	07/31/2018	4,995,400.00	4,996,185.88	4,995,400.00
912828L40	10538	06CF17	U.S. Treasury	Fair	5,000,000.00	1.739	09/15/2018	99.882	07/31/2018	4,994,100.00	4,995,508.67	4,994,100.00
8010M3JM3	10578	06CF17	Sanofi	Fair	5,000,000.00	2.267	09/21/2018	99.231	07/31/2018	4,961,562.50	4,984,062.50	4,961,562.50
912828T42	10528	06CF17	U.S. Treasury	Fair	20,000,000.00	1.594	09/30/2018	99.799	07/31/2018	19,959,800.00	19,972,553.45	19,959,800.00
88602UK41	10581	06CF17	Thunder Bay Funding LLC CP	Fair	5,000,000.00	2.297	10/04/2018	99.227	07/31/2018	4,961,366.65	4,979,733.34	4,961,366.65
3137EAD7	10513	06CF17	Federal Home Loan Mtg Corp	Fair	5,000,000.00	1.464	10/12/2018	99.772	07/31/2018	4,988,600.00	4,994,247.59	4,988,600.00
912828L81	10539	06CF17	U.S. Treasury	Fair	5,000,000.00	1.778	10/15/2018	99.769	07/31/2018	4,988,450.00	4,990,823.35	4,988,450.00
67983UKR3	10571	06CF17	Old Line Funding LLC	Fair	3,000,000.00	2.522	10/25/2018	98.754	07/31/2018	2,962,637.49	2,982,645.83	2,962,637.49
912828T83	10522	06CF17	U.S. Treasury	Fair	15,000,000.00	1.465	10/31/2018	99.685	07/31/2018	14,952,750.00	14,973,558.97	14,952,750.00
19121BLE7	10559	06CF17	Coca Cola	Fair	8,000,000.00	2.216	11/14/2018	98.495	07/31/2018	7,949,833.33	7,949,833.33	7,879,600.00
03785ELK8	10579	06CF17	Apple Inc	Fair	5,000,000.00	2.294	11/19/2018	98.921	07/31/2018	4,946,087.50	4,965,319.44	4,946,087.50
89233HLK8	10577	06CF17	TOYOTA Motor Credit CP	Fair	5,000,000.00	2.388	11/19/2018	98.806	07/31/2018	4,940,344.45	4,963,944.44	4,940,344.45
912828U40	10542	06CF17	U.S. Treasury	Fair	5,000,000.00	1.848	11/30/2018	99.644	07/31/2018	4,982,200.00	4,986,116.70	4,982,200.00
64105HMA7	10560	06CF17	Nestle Capital Corp CP	Fair	7,000,000.00	2.320	12/10/2018	98.312	07/31/2018	6,881,875.00	6,942,687.50	6,881,875.00
88602UMH0	10584	06CF17	Thunder Bay Funding LLC CP	Fair	3,600,000.00	2.501	12/17/2018	98.751	07/31/2018	3,555,045.00	3,566,466.00	3,555,045.00
89233HJM0	10580	06CF17	TOYOTA Motor Credit CP	Fair	5,000,000.00	2.428	12/18/2018	98.688	07/31/2018	4,934,444.45	4,954,438.89	4,934,444.45
912828U99	10492	06CF17	U.S. Treasury	Fair	10,000,000.00	1.303	12/31/2018	99.617	07/31/2018	9,961,700.00	9,997,809.46	9,961,700.00
17177MNF5	10589	06CF17	CIESCO LLC	Fair	6,900,000.00	2.536	01/15/2019	98.754	07/31/2018	6,821,579.58	6,821,579.58	6,814,066.23
19121BNJ4	10570	06CF17	Coca Cola	Fair	4,000,000.00	2.483	01/18/2019	98.192	07/31/2018	3,927,700.00	3,954,477.78	3,927,700.00
912828V56	10543	06CF17	U.S. Treasury	Fair	5,000,000.00	1.925	01/31/2019	99.467	07/31/2018	4,973,350.00	4,980,219.40	4,973,350.00
89233HPE8	10585	06CF17	TOYOTA Motor Credit CP	Fair	3,000,000.00	2.513	02/14/2019	98.393	07/31/2018	2,951,810.01	2,959,943.33	2,951,810.01
19121BPL7	10568	06CF17	Coca Cola	Fair	6,000,000.00	2.506	02/20/2019	97.927	07/31/2018	5,875,665.00	5,917,785.00	5,875,665.00
3137EADZ9	10512	06CF17	Federal Home Loan Mtg Corp	Fair	6,000,000.00	1.548	04/15/2019	99.140	07/31/2018	5,948,400.00	5,982,351.74	5,948,400.00
3130ACL93	10519	06CF17	Federal Home Loan Bank	Fair	3,000,000.00	1.599	04/26/2019	99.387	07/31/2018	2,997,771.03	2,997,771.03	2,981,610.00
912828ST8	10489	06CF17	U.S. Treasury	Fair	10,000,000.00	1.338	04/30/2019	99.192	07/31/2018	9,919,200.00	9,993,474.40	9,919,200.00
912828R44	10521	06CF17	U.S. Treasury	Fair	13,000,000.00	1.582	05/15/2019	98.848	07/31/2018	12,850,240.00	12,931,675.23	12,850,240.00
3130ABF92	10514	06CF17	Federal Home Loan Bank	Fair	6,000,000.00	1.528	05/28/2019	99.176	07/31/2018	5,950,560.00	5,992,551.36	5,950,560.00

Portfolio DRJ
AP
IC (PRF_JC) 7.1.1
Report Ver. 7.3.2

**Delaware River Joint TBC
Investment Classification
July 31, 2018**

Page 4

CUSIP	Investment #	Fund	Issuer	Investment Class	Par Value	YTM	Maturity Date	Market Price	Market Date	Market Value	Book Value	Reported Value
Construction Fund 2017												
3130A8DB6	10520	06CF17	Federal Home Loan Bank	Fair	14,000,000.00	1.600	06/21/2019	98.866	07/31/2018	13,841,240.00	13,941,463.86	13,841,240.00
3130ACJ96	10511	06CF17	Federal Home Loan Bank	Fair	5,000,000.00	1.597	06/28/2019	99.161	07/31/2018	4,958,050.00	4,995,704.43	4,958,050.00
3137EAE81	10515	06CF17	Federal Home Loan Mtg Corp	Fair	6,000,000.00	1.572	07/19/2019	98.514	07/31/2018	5,910,840.00	5,990,291.48	5,910,840.00
912828TH3	10491	06CF17	U.S. Treasury	Fair	10,000,000.00	1.342	07/31/2019	98.455	07/31/2018	9,845,500.00	9,954,234.01	9,845,500.00
				Subtotal	261,771,720.58	1.778				259,856,214.86	260,845,074.46	259,856,214.86
Debt Service Reserve Fund 12A												
38145C752	10260	06DSRF12A	Goldman Sachs IIa Fed Port	Amort	32,378.77	0.970		100.000	07/31/2018	32,378.77	32,378.77	32,378.77
3133EFKW6	10381	06DSRF12A	Federal Farm Credit Bank	Fair	1,866,000.00	1.030	10/26/2018	99.741	07/31/2018	1,861,167.06	1,865,913.23	1,861,167.06
912796PP8	10552	06DSRF12A	U.S. Treasury	Fair	1,003,000.00	1.888	01/31/2019	97.997	07/31/2018	982,919.15	993,631.35	982,919.15
				Subtotal	2,901,378.77	1.322				2,876,464.98	2,891,923.35	2,876,464.98
Debt Service Reserve Fund 2015												
38145C752	10349	06DSRF15	Goldman Sachs IIa Fed Port	Amort	99,639.63	0.970		100.000	07/31/2018	99,639.63	99,639.63	99,639.63
3133EFKW6	10380	06DSRF15	Federal Farm Credit Bank	Fair	1,103,000.00	1.029	10/26/2018	99.741	07/31/2018	1,100,143.23	1,102,948.71	1,100,143.23
3133EFKW6	10382	06DSRF15	Federal Farm Credit Bank	Fair	3,000,000.00	1.030	10/26/2018	99.741	07/31/2018	2,992,230.00	2,999,860.50	2,992,230.00
912796PP8	10553	06DSRF15	U.S. Treasury	Fair	5,708,000.00	1.888	01/31/2019	97.997	07/31/2018	5,593,721.33	5,654,683.71	5,593,721.33
				Subtotal	9,910,639.63	1.520				9,785,734.19	9,857,132.55	9,785,734.19
Debt Service Reserve Fund 2017												
38145C752	10425	06DSRF17	Goldman Sachs IIa Fed Port	Amort	308,492.63	0.970		100.000	07/31/2018	308,492.63	308,492.63	308,492.63
912796PP8	10549	06DSRF17	U.S. Treasury	Fair	30,563,000.00	1.879	01/31/2019	97.997	07/31/2018	29,951,104.60	30,278,998.43	29,951,104.60
912796PP8	10554	06DSRF17	U.S. Treasury	Fair	366,000.00	1.888	01/31/2019	97.997	07/31/2018	358,672.39	362,581.33	358,672.39
				Subtotal	31,237,492.63	1.870				30,618,269.62	30,950,072.39	30,618,269.62
				Total	557,957,919.95	1.762				553,828,374.25	556,067,344.84	553,828,374.25

DELAWARE RIVER JOINT TOLL BRIDGE COMMISSION
Meeting of September 24, 2018
TOLL TRAFFIC AND REVENUE STATISTICS (July, 2018)

Summary: The Commission experienced an increase in total toll revenue for July 2018 in comparison to the July 2017 traffic and revenue statistics. Total toll traffic however, reflected a decrease for the month. *[It should be noted that for 2017, increases in commercial traffic through-out the Commission and passenger traffic in the Southern Region were directly related to the closure of the Delaware River Turnpike Bridge from January 21st, thru March 10th].*

Analysis of July 2018 / July 2017 toll revenue data comparison:

- An overall toll revenue increase of 2.75 percent was recorded at the Commission's seven toll bridges for the month of July.
- Commercial-vehicle toll revenue reflected a 4.57 percent increase for the month.
- Passenger-vehicle toll revenue generated a 1.66 percent decrease for the month.

Analysis of July 2018 / July 2017 traffic data comparison:

- Total toll traffic decreased by 29,909 vehicles, or 0.80 percent for the month.
- Commercial-vehicle traffic increased by 29,287 vehicles, or 6.32 percent.
- Passenger-vehicle toll traffic decreased by 59,196 vehicles, or 1.80 percent.
- Average daily toll traffic for the Commission's seven toll bridges for July 2018 was 120,103 total vehicles as compared to 121,068 total vehicles in July 2017.
- Total recorded westbound traffic volume at the 11 vehicular toll supported bridges for July 2018 decreased by 118,264 vehicles, or 4.27 percent as compared to the month of July 2017.

Traffic analysis for 2018 YTD:

- Total YTD toll traffic for the seven toll bridges is reflecting a 2.81 percent decrease through the first seven months of 2018 as compared to the same period in 2017.
- Westbound traffic on the eleven toll supported bridges is reflecting a 3.12 percent decrease through the first seven months of 2018 when compared to last year.

REGION REVIEW

Southern Region

Total toll traffic at Trenton-Morrisville (TM) reflected a 4.64 percent increase for July 2018 as the result of increases of 28,509 cars and 7,931 trucks when compared to July 2017. At New Hope-Lambertville (NHL), a decreases of 3,320 cars and an increase of 1,408 trucks combined to generate a decrease in total toll traffic of 1.12 percent for July 2018 as compared to July 2017.

Central Region

The I-78 Toll Bridge experienced a decrease of 1.70 percent in total toll traffic for the month of July 2018 when compared to July 2017 as the result of the decrease of 31,791 cars and the increase of 12,891 trucks. At the Easton-Phillipsburg (EP) Toll Bridge, a decrease of 7,156 passenger vehicles and an increase of 2,964 trucks combined to generate a 0.90 percent decrease in total toll traffic for July 2018.

Northern Region

Portland-Columbia (PC) experienced a 6.65 percent increase in total toll traffic during July 2018 as a result of increases of 5,026 automobiles and 2794 trucks compared to July 2017. At the Delaware Water Gap (DWG) Toll Bridge, a decrease of 45,681 passenger vehicles and an increase of 912 trucks combined to generate an over-all decrease of 4.63 percent in total toll traffic for July 2018 as compared to July 2017. At Milford-Montague (MM), the decrease of 4,783 passenger vehicles and the increase of 387 trucks produced a 3.28 percent decrease in total toll traffic for the month of July 2018 compared to July 2017.

E-ZPass Penetration Rates

The table below provides a comparison of the *E-ZPass* penetration rates for the Commission's seven (7) toll bridges for the months of July, 2018 and July 2017, and the year-to-date periods ending July 31, 2018 and July 31, 2017.

		<i>E-ZPass</i> PENETRATION RATES					
		July 2018	July 2017	Change in Monthly Percentage	YTD 2018	YTD 2017	Change in YTD Percentage
All Toll Bridges	Cars	68.57	66.24	2.33	69.15	66.39	2.76
	Trucks	88.72	85.62	3.10	88.62	85.71	2.91
	Total	71.24	69.58	1.66	71.93	69.07	2.86
Trenton - Morrisville	Cars	66.65	64.65	2.00	67.11	65.56	1.55
	Trucks	90.54	90.23	0.31	90.39	88.55	1.84
	Total	68.32	66.26	2.06	68.67	67.14	1.53
New Hope - Lambertville	Cars	82.27	80.40	1.87	82.88	80.84	2.04
	Trucks	84.39	81.96	2.43	84.21	82.18	2.03
	Total	82.39	81.13	1.26	82.96	80.92	2.04
I-78	Cars	69.90	66.95	2.95	71.21	67.08	4.13
	Trucks	89.13	86.23	2.90	88.83	86.56	2.27
	Total	74.46	71.23	3.23	75.91	72.05	3.86
Easton - Phillipsburg	Cars	67.45	66.24	1.21	68.99	67.20	1.79
	Trucks	84.01	80.43	3.58	83.26	80.66	2.60
	Total	68.43	66.97	1.46	69.78	67.75	2.03
Portland - Columbia	Cars	62.34	60.83	1.51	63.14	61.15	1.99
	Trucks	92.44	88.31	4.13	91.04	86.30	4.74
	Total	64.90	62.68	2.22	65.31	62.95	2.36
Delaware Water Gap	Cars	68.40	65.34	3.06	68.13	64.66	3.47
	Trucks	88.37	85.31	3.06	88.90	84.18	4.72
	Total	71.09	67.88	3.21	71.38	67.59	3.79
Milford - Montague	Cars	64.91	60.90	4.01	62.88	60.17	2.71
	Trucks	79.49	75.07	4.42	78.94	73.36	5.58
	Total	65.32	61.30	4.02	63.31	60.53	2.78

DELAWARE RIVER JOINT TOLL BRIDGE COMMISSION

ALL TOLL BRIDGES

COMPARATIVE STATEMENT OF TOLL TRAFFIC AND REVENUE

JULY 2018

JANUARY 1, 2017			JANUARY 1, 2018			MONTH OF		
JULY 31, 2017			JULY 31, 2018			JULY 2017		
212 DAYS			212 DAYS			31 DAYS		
NUMBER OF VEHICLES	TOTAL REVENUE	NUMBER OF VEHICLES	TOTAL REVENUE	VEHICLE CLASS	NUMBER OF VEHICLES	TOTAL REVENUE	NUMBER OF VEHICLES	TOTAL REVENUE
20,418,653	\$ 20,560,891.00	19,756,191	\$ 19,874,175.00	Passenger	3,230,306	\$ 3,255,089.00	3,289,502	\$ 3,314,331.00
-	(766,844.28)	-	(732,139.90)	Discounts *	-	(102,023.95)	-	(107,976.70)
20,418,653	\$ 19,794,046.72	19,756,191	\$ 19,142,035.10	TOTAL PASSENGER	3,230,306	\$ 3,153,065.05	3,289,502	\$ 3,206,354.30
506,557	3,262,257.05	483,151	3,110,731.65	2-Axle Trucks	79,160	509,848.95	64,425	415,082.20
281,396	3,330,062.40	258,778	3,062,997.60	3-Axle Trucks	42,735	506,100.00	40,918	484,132.80
281,024	4,418,532.80	295,404	4,646,894.40	4-Axle Trucks	45,352	713,032.00	43,721	688,606.40
2,147,910	42,083,142.00	2,173,502	42,584,616.00	5-Axle Trucks	315,724	6,183,414.00	304,985	5,979,202.00
63,149	1,467,756.01	66,815	1,559,174.40	6-Axle Trucks	9,508	221,707.20	9,408	219,160.80
3,435	94,776.00	2,878	85,377.80	7-Axle Trucks	411	12,339.60	146	4,054.40
1	88.30	-	-	Permits	-	-	-	-
3,283,472	\$ 54,666,614.56	3,280,528	\$ 55,049,791.85	TOTAL TRUCKS	492,890	\$ 8,146,441.75	453,603	\$ 7,790,238.60
23,702,125	\$ 74,460,661.28	23,036,719	\$ 74,191,826.95	TOTAL TOLL VEHICLES	3,723,196	11,299,506.80	3,753,105	10,996,592.90
111,802	\$ 351,229.53	108,884	\$ 349,961.45	DAILY AVERAGE	120,103	\$ 364,500.22	121,088	\$ 354,728.80

Rate Change	
Traffic (toll)	-2.81%
Autos	-3.24%
Trucks	-0.09%
Revenue	-0.36%
Autos	-3.29%
Trucks	0.70%

Rate Change	
Traffic (toll)	-0.80%
Autos	-1.80%
Trucks	6.32%
Revenue	2.75%
Autos	-1.66%
Trucks	4.57%

* Discounts represents rebates for commuter discounts earned when a customer crosses the Commission's bridges 20 times in a 35 day period, as well as discounts for employee's, and Commission vehicle's non-revenue crossings.

NOTE: In 2017, traffic and revenue was positively affected by the closure of the Delaware River Turnpike Bridge from Jan. 21, 2017 through March 10, 2017.

DELAWARE RIVER JOINT TOLL BRIDGE COMMISSION

TRENTON - MORRISVILLE TOLL BRIDGE

COMPARATIVE STATEMENT OF TOLL TRAFFIC AND REVENUE

JULY 2018

JANUARY 1, 2017 JULY 31, 2017 212 DAYS			JANUARY 1, 2018 JULY 31, 2018 212 DAYS			MONTH OF JULY 2018 31 DAYS			MONTH OF JULY 2017 31 DAYS		
NUMBER OF VEHICLES	TOTAL REVENUE		NUMBER OF VEHICLES	TOTAL REVENUE	VEHICLE CLASS	NUMBER OF VEHICLES	TOTAL REVENUE		NUMBER OF VEHICLES	TOTAL REVENUE	
5,153,802	\$ 5,175,774.00		4,999,481	\$ 5,015,505.00	Passenger	764,635	\$ 767,635.00		736,126	\$ 738,466.00	
	(158,727.92)			(156,894.36)	Discounts *		(22,254.00)			(22,449.34)	
5,153,802	\$ 5,017,046.08		4,999,481	\$ 4,858,610.64	TOTAL PASSENGER	764,635	\$ 745,381.00		736,126	\$ 716,016.66	
120,850	779,864.15		93,936	606,318.70	2-Axle Trucks	18,035	116,400.70		11,614	74,985.95	
62,254	741,165.60		67,408	802,798.80	3-Axle Trucks	10,095	120,135.60		8,850	105,375.60	
59,965	948,699.20		53,499	847,224.00	4-Axle Trucks	7,296	115,337.60		9,607	152,400.00	
135,870	2,668,158.00		142,777	2,803,474.00	5-Axle Trucks	21,804	428,320.00		19,295	379,224.00	
1,371	32,119.21		1,326	31,322.40	6-Axle Trucks	196	4,663.20		127	3,004.80	
126	3,602.40		145	4,067.60	7-Axle Trucks	15	424.00		17	476.00	
	-			-	Permits		-		-	-	
380,436	\$ 5,173,608.56		359,091	\$ 5,095,205.50	TOTAL TRUCKS	57,441	\$ 785,281.10		49,510	\$ 715,466.35	
5,534,238	\$ 10,190,654.64		5,358,572	\$ 9,953,816.14	TOTAL TOLL VEHICLES	822,076	\$ 1,530,662.10		785,636	\$ 1,431,483.01	
26,105	\$ 48,069.13		25,276	\$ 46,951.96	DAILY AVERAGE	26,519	\$ 49,376.20		25,343	\$ 46,176.87	

Rate Change
Traffic (toll)
Autos -3.17%
Trucks -2.99%
Revenue -5.61%
Autos -2.32%
Trucks -3.16%
Trucks -1.52%

Rate Change
Traffic (toll)
Autos 4.64%
Trucks 3.87%
Revenue 16.02%
Autos 6.93%
Trucks 4.10%
Trucks 9.78%

* Discounts represents rebates for commuter discounts earned when a customer crosses the Commission's bridges 20 times in a 35 day period, as well as discounts for employee's and Commission vehicle's non-revenue crossings.

DELAWARE RIVER JOINT TOLL BRIDGE COMMISSION

NEW HOPE - LAMBERTVILLE TOLL BRIDGE

COMPARATIVE STATEMENT OF TOLL TRAFFIC AND REVENUE

JULY 2018

JANUARY 1, 2017 JULY 31, 2017 212 DAYS			JANUARY 1, 2018 JULY 31, 2018 212 DAYS			MONTH OF JULY 2018 31 DAYS			MONTH OF JULY 2017 31 DAYS		
NUMBER OF VEHICLES	TOTAL REVENUE		NUMBER OF VEHICLES	TOTAL REVENUE	VEHICLE CLASS	NUMBER OF VEHICLES	TOTAL REVENUE		NUMBER OF VEHICLES	TOTAL REVENUE	
1,052,020	\$ 1,059,272.00		1,021,240	\$ 1,028,961.00	Passenger	158,087	\$ 159,211.00		161,407	\$ 162,427.00	
	(46,263.65)			(44,676.86)	Discounts *		(5,991.98)			(6,371.93)	
1,052,020	\$ 1,013,008.35		1,021,240	\$ 982,284.14	TOTAL PASSENGER	158,087	\$ 153,219.02		161,407	\$ 156,055.07	
27,592	178,059.70		24,534	158,244.45	2-Axle Trucks	4,260	27,508.65		3,292	21,241.35	
12,488	148,812.00		10,301	122,662.80	3-Axle Trucks	1,671	19,894.80		1,622	19,279.20	
4,317	67,091.20		6,061	94,608.00	4-Axle Trucks	1,009	15,806.40		802	12,574.40	
20,752	408,372.00		20,472	403,086.00	5-Axle Trucks	2,985	58,702.00		2,847	55,936.00	
583	13,389.60		692	15,835.20	6-Axle Trucks	129	2,944.80		86	1,968.00	
20	557.20		24	689.20	7-Axle Trucks	6	168.00		3	84.00	
					Permits	-	-				
65,752	\$ 816,281.70		62,084	\$ 795,085.65	TOTAL TRUCKS	10,060	\$ 125,024.65		8,652	\$ 111,082.95	
1,117,772	\$ 1,829,290.05		1,083,324	\$ 1,777,369.79	TOTAL TOLL VEHICLES	168,147	\$ 278,243.67		170,059	\$ 267,138.02	
5,273	\$ 8,628.73		5,110	\$ 8,383.82	DAILY	5,424	\$ 8,975.60		5,486	\$ 8,617.36	

Rate Change
Traffic (toll)
Autos
Trucks
Revenue
Autos
Trucks

Rate Change
Traffic (toll)
Autos
Trucks
Revenue
Autos
Trucks

-3.08%
-2.93%
-5.58%
-2.84%
-3.03%
-2.60%

-1.12%
-2.06%
16.27%
4.16%
-1.82%
12.55%

* Discounts represents rebates for commuter discounts earned when a customer crosses the Commission's bridges 20 times in a 35 day period, as well as discounts for employee's and Commission vehicle's non-revenue crossings.

DELAWARE RIVER JOINT TOLL BRIDGE COMMISSION

178 TOLL BRIDGE

COMPARATIVE STATEMENT OF TOLL TRAFFIC AND REVENUE

JULY 2018

JANUARY 1, 2017 JULY 31, 2017 212 DAYS			JANUARY 1, 2018 JULY 31, 2018 212 DAYS			JULY 2018 31 DAYS			MONTH OF JULY 2017 31 DAYS		
NUMBER OF VEHICLES	TOTAL REVENUE		NUMBER OF VEHICLES	TOTAL REVENUE	VEHICLE CLASS	NUMBER OF VEHICLES	TOTAL REVENUE		NUMBER OF VEHICLES	TOTAL REVENUE	
5,116,562	\$ 5,162,526.00		4,834,139	\$ 4,872,358.00	Passenger	835,632	\$ 843,738.00		867,423	\$ 876,038.00	
	(226,373.73)			(214,432.46)	Discounts *		(30,246.18)			(32,543.43)	
5,116,562	\$ 4,936,152.27		4,834,139	\$ 4,657,925.54	TOTAL PASSENGER	835,632	\$ 813,491.82		867,423	\$ 843,494.57	
169,876	1,092,479.05		165,960	1,066,731.90	2-Axle Trucks	26,578	170,848.60		24,086	154,960.00	
112,694	1,330,599.60		88,323	1,041,544.80	3-Axle Trucks	13,370	157,750.80		15,140	178,741.20	
115,645	1,808,718.40		134,014	2,100,996.80	4-Axle Trucks	19,979	313,393.60		16,983	265,921.60	
1,313,151	25,713,282.00		1,324,042	25,921,328.00	5-Axle Trucks	193,681	3,792,510.00		184,854	3,621,752.00	
41,457	962,731.20		43,676	1,018,855.20	6-Axle Trucks	6,202	144,741.60		6,031	140,395.20	
2,681	73,684.00		1,752	51,924.40	7-Axle Trucks	252	7,653.20		77	2,142.00	
1	88.30				Permits						
1,755,505	\$ 30,981,582.55		1,757,767	\$ 31,201,381.10	TOTAL TRUCKS	260,062	\$ 4,586,897.80		247,171	\$ 4,363,912.00	
6,872,067	\$ 35,917,734.82		6,591,906	\$ 35,859,306.64	TOTAL TOLL VEHICLES	1,095,694	\$ 5,400,389.62		1,114,594	\$ 5,207,406.57	
32,415	\$ 169,423.28		31,094	\$ 169,147.67	DAILY AVERAGE	35,345	\$ 174,206.12		35,955	\$ 167,980.86	

Rate Change
Traffic (toll)
Autos
Trucks
Revenue
Autos
Trucks

Rate Change
Traffic (toll)
Autos
Trucks
Revenue
Autos
Trucks

* Discounts represents rebates for commuter discounts earned when a customer crosses the Commission's bridges 20 times in a 35 day period, as well as discounts for employee's and Commission vehicle's non-revenue crossings.

DELAWARE RIVER JOINT TOLL BRIDGE COMMISSION

EASTON - PHILLIPSBURG TOLL BRIDGE

COMPARATIVE STATEMENT OF TOLL TRAFFIC AND REVENUE

JULY 2018

JANUARY 1, 2017 JULY 31, 2017 212 DAYS			JANUARY 1, 2018 JULY 31, 2018 212 DAYS			MONTH OF JULY 2018 31 DAYS			MONTH OF JULY 2017 31 DAYS		
NUMBER OF VEHICLES	TOTAL REVENUE	NUMBER OF VEHICLES	TOTAL REVENUE	VEHICLE CLASS	NUMBER OF VEHICLES	TOTAL REVENUE	NUMBER OF VEHICLES	TOTAL REVENUE	NUMBER OF VEHICLES	TOTAL REVENUE	
2,921,495	\$ 2,936,824.00 (104,223.78)	2,911,926	\$ 2,926,605.00 (94,920.33)	Passenger	433,378	\$ 436,286.00 (13,303.14)	440,534	\$ 443,000.00 (14,621.26)			
2,921,495	\$ 2,932,600.22	2,911,926	\$ 2,831,684.67	Discounts *	433,378	\$ 422,962.86	440,534	\$ 428,378.74			
				TOTAL PASSENGER							
50,182	324,274.60	55,328	357,238.70	2-Axle Trucks	9,659	62,342.80	6,504	42,020.55			
19,493	231,446.40	21,253	252,204.00	3-Axle Trucks	3,245	38,547.60	3,594	42,686.00			
18,330	290,614.40	18,444	292,812.80	4-Axle Trucks	2,864	45,435.20	2,709	43,044.80			
76,000	1,490,982.00	75,998	1,492,412.00	5-Axle Trucks	11,209	220,010.00	11,160	219,462.00			
792	18,684.80	736	17,527.20	6-Axle Trucks	95	2,260.80	143	3,412.80			
24	668.40	22	616.00	7-Axle Trucks	3	84.00	1	28.00			
				Permits	-	-					
164,821	\$ 2,356,650.60	171,781	\$ 2,412,810.70	TOTAL TRUCKS	27,075	\$ 368,680.40	24,111	\$ 350,634.15			
3,086,316	\$ 5,189,250.82	3,083,707	\$ 5,244,495.37	TOTAL TOLL VEHICLES	460,453	\$ 791,643.26	464,645	\$ 779,012.89			
14,558	\$ 24,477.60	14,546	\$ 24,738.19	DAILY AVERAGE	14,853	\$ 25,636.88	14,989	\$ 25,129.45			

Rate Change		Rate Change	
Traffic (toll)	-0.08%	Traffic (toll)	-0.90%
Autos	-0.33%	Autos	-1.62%
Trucks	4.22%	Trucks	12.29%
Revenue	1.06%	Revenue	1.62%
Autos	-0.03%	Autos	-1.26%
Trucks	2.38%	Trucks	5.15%

* Discounts represents rebates for commuter discounts earned when a customer crosses the Commission's bridges 20 times in a 35 day period, as well as discounts for employee's and Commission vehicle's non-revenue crossings.

DELAWARE RIVER JOINT TOLL BRIDGE COMMISSION

PORTLAND - COLUMBIA TOLL BRIDGE

COMPARATIVE STATEMENT OF TOLL TRAFFIC AND REVENUE

JULY 2018

JANUARY 1, 2017 JULY 31, 2017 212 DAYS			JANUARY 1, 2018 JULY 31, 2018 212 DAYS			MONTH OF JULY 2018 31 DAYS			MONTH OF JULY 2017 31 DAYS		
NUMBER OF VEHICLES	TOTAL REVENUE		NUMBER OF VEHICLES	TOTAL REVENUE	VEHICLE CLASS	NUMBER OF VEHICLES	TOTAL REVENUE		NUMBER OF VEHICLES	TOTAL REVENUE	
668,689	\$ 675,074.00 (28,410.54)		683,039	\$ 689,017.00 (28,903.98)	Passenger Discounts *	114,713	\$ 115,973.00 (3,403.40)		109,687	\$ 111,035.00 (3,634.59)	
668,689	\$ 646,663.46		683,039	\$ 660,113.02	TOTAL PASSENGER	114,713	\$ 112,569.60		109,687	\$ 107,400.41	
11,373	73,602.75		11,340	73,317.40	2-Axle Trucks	1,800	11,631.75		1,251	8,117.85	
5,525	65,808.00		4,441	52,998.00	3-Axle Trucks	818	9,751.20		774	9,194.40	
14,872	237,195.20		20,690	328,820.80	4-Axle Trucks	4,486	70,459.20		2,880	45,894.40	
19,538	386,316.00		20,859	412,704.00	5-Axle Trucks	3,502	69,250.00		2,967	58,590.00	
258	6,160.80		386	9,168.00	6-Axle Trucks	84	1,941.60		32	758.40	
11	305.20		15	417.20	7-Axle Trucks	8	221.20				
-					Permits						
51,577	\$ 769,387.95		57,731	\$ 877,425.40	TOTAL TRUCKS	10,698	\$ 163,254.95		7,904	\$ 122,555.05	
720,266	\$ 1,416,051.41		740,770	\$ 1,537,538.42	TOTAL TOLL VEHICLES	125,411	\$ 275,824.55		117,591	\$ 229,955.46	
3,397	\$ 6,679.49		3,494	\$ 7,252.54	DAILY AVERAGE	4,046	\$ 8,897.57		3,793	\$ 7,417.92	

Rate Change
Traffic (toll)
Autos 2.85%
Trucks 2.15%
Revenue 11.93%
Autos 8.58%
Trucks 2.08%
14.04%

Rate Change
Traffic (toll)
Autos 6.65%
Trucks 4.59%
Revenue 35.35%
Autos 19.95%
Trucks 4.81%
33.21%

* Discounts represents rebates for commuter discounts earned when a customer crosses the Commission's bridges 20 times in a 35 day period, as well as discounts for employee's and Commission vehicle's non-revenue crossings.

DELAWARE RIVER JOINT TOLL BRIDGE COMMISSION

DELAWARE WATER GAP TOLL BRIDGE

COMPARATIVE STATEMENT OF TOLL TRAFFIC AND REVENUE

JULY 2018

JANUARY 1, 2017 JULY 31, 2017 212 DAYS			JANUARY 1, 2018 JULY 31, 2018 212 DAYS			MONTH OF JULY 2018 31 DAYS			MONTH OF JULY 2017 31 DAYS		
NUMBER OF VEHICLES	TOTAL REVENUE		NUMBER OF VEHICLES	TOTAL REVENUE	VEHICLE CLASS	NUMBER OF VEHICLES	TOTAL REVENUE		NUMBER OF VEHICLES	TOTAL REVENUE	
4,785,829 \$	4,825,097.00		4,596,515 \$	4,627,535.00	Passenger	797,964 \$	804,970.00		843,645 \$	851,443.00	
-	(174,738.19)		-	(166,010.46)	Discounts *	-	(23,588.06)		-	(24,896.99)	
4,785,829 \$	4,650,358.81		4,596,515 \$	4,461,524.54	TOTAL PASSENGER	797,964 \$	781,381.94		843,645 \$	826,546.01	
115,620	742,452.75		122,005	784,042.35	2-Axle Trucks	16,766	107,785.60		16,144	103,821.90	
66,707	785,548.80		64,850	764,523.60	3-Axle Trucks	13,101	154,842.00		10,421	122,722.80	
66,442	1,043,049.60		61,215	958,830.40	4-Axle Trucks	9,468	148,611.20		10,372	162,904.00	
577,556	11,326,212.00		583,467	11,434,934.00	5-Axle Trucks	81,693	1,597,772.00		83,088	1,628,310.00	
18,634	433,399.20		19,927	464,740.80	6-Axle Trucks	2,784	64,723.20		2,982	69,456.00	
560	15,600.40		913	27,487.40	7-Axle Trucks	124	3,705.20		47	1,296.40	
					Permits						
845,519 \$	14,346,262.75		852,377 \$	14,434,558.55	TOTAL TRUCKS	123,936 \$	2,077,439.20		123,024 \$	2,088,511.10	
5,631,348 \$	18,996,621.56		5,448,892 \$	18,896,083.09	TOTAL TOLL VEHICLES	921,900 \$	2,858,821.14		966,669 \$	2,915,057.11	
26,563 \$	89,606.71		25,702 \$	89,132.47	DAILY AVERAGE	29,739 \$	92,220.04		31,183 \$	94,034.10	

Rate Change		Rate Change	
Traffic (toll)		Traffic (toll)	
Autos	-3.24%	Autos	-4.63%
Trucks	-3.96%	Trucks	-5.41%
Revenue	0.81%	Revenue	0.74%
Autos	-0.53%	Autos	-1.93%
Trucks	-4.06%	Trucks	-5.46%
	0.62%		-0.53%

* Discounts represents rebates for commuter discounts earned when a customer crosses the Commission's bridges 20 times in a 35 day period, as well as discounts for employee's and Commission vehicle's non-revenue crossings.

DELAWARE RIVER JOINT TOLL BRIDGE COMMISSION

MILFORD - MONTAGUE TOLL BRIDGE

COMPARATIVE STATEMENT OF TOLL TRAFFIC AND REVENUE

JULY 2018

JANUARY 1, 2017 JULY 31, 2017 212 DAYS			JANUARY 1, 2018 JULY 31, 2018 212 DAYS			JULY 2018 JULY 2018 31 DAYS			MONTH OF JULY 2017 JULY 2017 31 DAYS		
NUMBER OF VEHICLES	TOTAL REVENUE		NUMBER OF VEHICLES	TOTAL REVENUE	VEHICLE CLASS	NUMBER OF VEHICLES	TOTAL REVENUE		NUMBER OF VEHICLES	TOTAL REVENUE	
720,256 \$	726,324.00 (28,106.47)		709,851 \$	716,194.00 (26,301.45)	Passenger	125,897 \$	127,286.00 (3,237.19)		130,680 \$	131,922.00 (3,459.16)	
720,256 \$	698,217.53		709,851 \$	689,892.55	Discounts *	125,897 \$	124,056.81		130,680 \$	128,462.84	
11,064	71,524.05		10,048	64,838.15	TOTAL PASSENGER						
2,235	26,862.00		2,202	26,285.60	2-Axle Trucks	2,062	13,330.85		1,534	9,934.60	
1,453	23,164.80		1,481	23,601.60	3-Axle Trucks	435	5,178.00		517	6,153.60	
5,043	99,820.00		5,867	116,698.00	4-Axle Trucks	250	3,988.80		368	5,867.20	
54	1,291.20		72	1,725.60	5-Axle Trucks	850	16,850.00		804	15,928.00	
13	358.40		7	196.00	6-Axle Trucks	18	432.00		7	165.60	
-	-		-	-	7-Axle Trucks	3	84.00		1	28.00	
					Permits				-		
19,862 \$	222,840.45		19,697 \$	233,324.95	TOTAL TRUCKS	3,618 \$	39,863.65		3,231 \$	38,077.00	
740,118 \$	921,057.98		729,548 \$	923,217.50	TOTAL TOLL VEHICLES	129,515 \$	163,922.46		133,911 \$	166,539.84	
3,491 \$	4,344.61		3,441 \$	4,354.80	DAILY AVERAGE	4,178 \$	5,287.82		4,320 \$	5,372.25	

Rate Change
Traffic (toll)
Autos -1.43%
Trucks -1.44%
Revenue -0.83%
Autos 0.23%
Trucks -1.19%
4.70%

Rate Change
Traffic (toll)
Autos -3.28%
Trucks -3.66%
Revenue 11.98%
Autos -1.57%
Trucks -3.43%
4.69%

* Discounts represents rebates for commuter discounts earned when a customer crosses the Commission's bridges 20 times in a 35 day period, as well as discounts for employee's and Commission vehicle's non-revenue crossings.

Delaware River Joint Toll Bridge Commission

Toll Supported Bridge - Westbound Traffic Counts

July 2018

Bridge	Westbound Volume					
	July 2018	July 2017	% Change	YTD 2018	YTD 2017	% Change
Lower Trenton	387,616	386,225	0.36%	2,537,460	2,551,485	-0.55%
Calhoun Street	291,487	291,996	-0.17%	2,004,182	2,071,199	-3.24%
Scudder Falls	964,663	994,252	-2.98%	6,423,949	6,732,748	-4.59%
Washington Crossing	112,868	110,884	1.79%	741,146	731,654	1.30%
New Hope-Lambertville ⁽¹⁾	146,993	232,482	-36.77%	1,393,912	1,561,542	-10.73%
Centre Bridge-Stockton	85,429	87,000	-1.81%	507,480	502,758	0.94%
Uhlerstown-Frenchtown ⁽²⁾	70,177	72,971	-3.83%	521,579	476,921	9.36%
Upper Black Eddy-Milford	57,805	58,874	-1.82%	394,276	415,436	-5.09%
Riegelsville	56,508	57,717	-2.09%	336,063	334,446	0.48%
Northampton Street	382,876	385,111	-0.58%	2,564,911	2,620,245	-2.11%
Riverton-Belvidere	93,913	91,087	3.10%	497,094	501,018	-0.78%
Total	2,650,335	2,768,599	-4.27%	17,922,053	18,499,453	-3.12%

NOTES:

1. NH-L counter appears to be inconsistent with past data. Engineering will be looking into the counter to verify its operating correctly.
2. U-F counter appears to be inconsistent with past data. Engineering will be looking into the counter to verify its

Delaware River Joint Toll Bridge Commission
Toll Bridge - Two Way Traffic Counts
July 2018

Bridge	Total Volume (all classes)					
	July 2018	July 2017	% Change	YTD 2018	YTD 2017	% Change
Trenton - Morrisville	1,959,721	1,891,990	3.58%	12,802,296	13,078,819	-2.11%
New Hope - Lambertville	396,377	399,961	-0.90%	2,581,428	2,649,657	-2.58%
Interstate 78	2,222,284	2,289,626	-2.94%	13,579,216	14,133,074	-3.92%
Easton - Phillipsburg	1,114,103	1,115,232	-0.10%	7,494,640	7,509,734	-0.20%
Portland - Columbia	267,907	257,830	3.91%	1,587,684	1,627,775	-2.46%
Delaware Water Gap	1,820,127	1,880,997	-3.24%	10,642,728	10,971,391	-3.00%
Milford - Montague	271,789	259,966	4.55%	1,511,393	1,510,408	0.07%
Total	8,052,308	8,095,602	-0.53%	50,199,385	51,480,858	-2.49%

NOTES:

Delaware River Joint Toll Bridge Commission

Toll Supported Bridge - Two Way Traffic Counts

July 2018

Bridge	Total Volume					
	July 2018	July 2017	% Change	YTD 2018	YTD 2017	% Change
Lower Trenton	485,249	488,261	-0.62%	3,222,785	3,280,573	-1.76%
Calhoun Street	495,080	485,475	1.98%	3,426,845	3,507,042	-2.29%
Scudder Falls	1,694,966	1,788,722	-5.24%	11,169,076	12,571,936	-11.16%
Washington Crossing	188,561	204,993	-8.02%	1,239,535	1,277,917	-3.00%
New Hope-Lambertville ⁽¹⁾	349,250	425,284	-17.88%	2,858,308	2,778,115	2.89%
Centre Bridge-Stockton	158,741	163,373	-2.84%	956,627	968,298	-1.21%
Uhlerstown-Frenchtown ⁽²⁾	178,771	150,857	18.50%	1,032,482	933,162	10.64%
Upper Black Eddy - Milford	112,730	114,490	-1.54%	736,459	765,138	-3.75%
Riegelsville	107,031	108,674	-1.51%	685,946	693,494	-1.09%
Northampton Street	545,991	539,497	1.20%	3,704,213	3,915,284	-5.39%
Riverton-Belvidere	161,346	160,015	0.83%	1,053,823	1,080,731	-2.49%
Total	4,477,716	4,629,641	-3.28%	30,086,098	31,771,690	-5.31%

NOTES:

1. NH-L counter appears to be inconsistent with past data. Engineering will be looking into the counter to verify its operating correctly.
2. U-F counter appears to be inconsistent with past data. Engineering will be looking into the counter to verify its operating correctly.

DELAWARE RIVER JOINT TOLL BRIDGE COMMISSION

Meeting of September 24, 2018

STATISTICAL SUMMARY OF EXPENDITURES

This includes reports entitled **“Budget vs Actual”** covering the month of July 2018 and the seven month year-to-date (“YTD”) operations of fiscal year 2018 relative to Toll Bridges, Toll Supported Bridges and Administration departments.

Total expense plus encumbrance totaled \$4,948,357 for the month of July. For the 2018 fiscal period, total expense plus encumbrances amounted to \$33,065,501 or 82.1% of the YTD operating budget.

Most of the expense line categories are within their normal line item budgets. Overtime wages are currently exceeding the YTD budget by \$38,242 or 13.6%, mainly due to first quarter snow removal related cost. Professional Services are exceeding their YTD operating budget by \$162,327 or 19.3% due to higher non-retainer legal fees.

There were no unusual expenses recorded during the month of July.

Delaware River Joint Toll Bridge Commission
Budget vs Actual
For the Seven Months Ending July 31, 2018

TOTAL COMMISSION

	Annual Budget 2018	YTD Budget 2018	Expended For The Month	Expended Year To Date	Encumbered	Remaining Annual Budget
Regular Employee Salaries	\$21,900,483	12,586,058	\$1,584,956	\$11,922,234	\$0	\$9,978,249
Part-Time Employee Wages	404,630	223,534	21,136	141,190	0	263,440
Summer Employee Wages	112,401	80,087	21,964	28,902	0	83,500
Overtime Wages	475,472	280,828	13,277	319,071	0	156,401
Pension Contributions	7,205,568	4,157,180	512,600	3,484,922	0	3,720,645
FICA Contributions	1,836,643	1,059,631	130,806	987,843	0	848,800
Regular Employee Healthcare Benefits	12,877,729	7,522,700	848,941	3,717,890	0	9,159,839
Life Insurance Benefits	220,328	128,525	18,241	127,779	0	92,549
Unemployment Compensation Benefits	44,100	33,075	8,158	29,507	0	14,593
Utility Expense	965,124	652,318	51,344	372,091	61,211	531,822
Office Expense	269,353	190,221	15,704	126,513	43,185	99,655
Telecommunication Expense	1,232,377	767,538	97,562	654,339	13,794	564,244
Information Technology Expense	596,984	331,159	50,545	217,294	40,984	338,706
Professional Development/Meetings	619,215	376,318	16,686	90,020	30,749	498,445
Vehicle Maintenance Expense and Fuel	461,701	367,829	34,142	187,923	130,318	143,460
Operations Maintenance Expense	1,523,264	1,149,548	75,819	668,770	210,692	643,802
ESS Operating Maintenance Expense	1,500,000	875,000	76,351	407,093	32,030	1,060,877
Commission Expense	22,050	12,863	1,629	9,916	0	12,134
Toll Collection Expense	75,291	43,920	5,260	27,230	27,739	20,322
Uniform Expense	105,622	60,637	10,393	36,457	22,151	47,014
Business Insurance	2,999,411	1,748,952	247,717	1,734,020	0	1,265,392
Licenses & Inspections Expense	10,878	5,878	382	3,842	0	7,036
Advertising	60,760	23,651	0	5,082	0	55,678
Professional Services	1,391,800	843,137	174,148	1,005,464	0	386,336
State Police Bridge Security	5,787,024	3,539,540	479,331	3,233,048	0	2,553,976
EZPass Equipment/Maintenance	1,327,094	774,138	97,042	679,292	0	647,802
General Contingency	300,000	175,000	0	0	0	300,000
EZPass Operating Expense	3,909,652	2,281,417	351,113	2,234,915	0	1,674,737
Total	\$68,234,954	\$40,290,682	\$4,945,248	\$32,452,647	\$612,854	\$35,169,453

Delaware River Joint Toll Bridge Commission
Budget vs Actual
For the Seven Months Ending July 31, 2018

ADMINISTRATION*

	Annual Budget 2018	YTD Budget 2018	Expended For The Month	Expended Year To Date	Encumbered	Remaining Annual Budget
Regular Employee Salaries	\$4,148,539	2,393,716	\$303,081	\$2,303,486	\$0	\$1,845,053
Summer Employee Wages	8,032	5,355	0	0	0	8,032
Overtime Wages	5,596	3,264	16	2,536	0	3,060
Pension Contributions	1,260,639	727,313	95,551	644,976	0	615,663
FICA Contributions	318,368	183,678	22,945	171,641	0	146,726
Regular Employee Healthcare Benefits	1,557,650	909,195	106,254	467,029	0	1,090,621
Life Insurance Benefits	39,253	22,898	3,195	22,676	0	16,577
Unemployment Compensation Benefits	44,100	33,075	8,158	29,507	0	14,593
Office Expense	218,873	152,078	13,782	110,938	39,323	68,612
Telecommunication Expense	84,000	48,481	7,216	33,596	0	50,404
Information Technology Expense	570,000	313,992	50,545	217,294	40,984	311,722
Professional Development/Meetings	145,067	97,729	2,639	49,177	0	95,890
Vehicle Maintenance Expense and Fuel	2,768	1,614	0	843	0	1,925
Commission Expense	22,050	12,863	1,629	9,916	0	12,134
Business Insurance	124,535	71,942	10,245	71,714	0	52,822
Advertising	60,760	23,651	0	5,082	0	55,678
Professional Services	1,113,800	680,967	123,992	887,423	0	226,377
General Contingency	300,000	175,000	0	0	0	300,000
EZPass Operating Expense	20,300	11,842	0	0	0	20,300
TOTAL	\$10,044,331	\$5,868,652	\$749,247	\$5,027,835	\$80,306	\$4,936,189

* Includes Executive, Human Resources, Accounting, EZPass, Purchasing, Information Technology, Community Affairs and Contract/Compliance.

Delaware River Joint Toll Bridge Commission
Budget vs Actual
For the Seven Months Ending July 31, 2018

ADMINISTRATION - OPERATIONS*

	Annual Budget 2018	YTD Budget 2018	Expended For The Month	Expended Year To Date	Encumbered	Remaining Annual Budget
Regular Employee Salaries	\$1,823,641	1,045,245	\$159,414	\$1,055,817	\$0	\$767,824
Overtime Wages	34,000	19,833	2,358	40,658	0	(6,658)
Pension Contributions	926,035	534,266	59,060	402,375	0	523,660
FICA Contributions	227,790	131,420	19,573	135,936	0	91,853
Regular Employee Healthcare Benefits	1,201,678	701,251	70,485	304,591	0	897,087
Life Insurance Benefits	28,347	16,536	2,760	20,176	0	8,171
Office Expense	19,536	12,981	867	6,424	2,171	10,941
Telecommunication Expense	132,784	77,457	11,276	50,473	0	82,312
Professional Development/Meetings	466,406	274,474	13,499	37,813	30,749	397,843
Vehicle Maintenance Expense and Fuel	2,000	1,167	34	944	0	1,056
ESS Operating Maintenance Expense	1,500,000	875,000	76,351	407,093	32,030	1,060,877
Uniform Expense	14,744	8,601	0	8,561	2,829	3,354
Business Insurance	71,560	41,743	5,885	41,192	0	30,367
Professional Services	278,000	162,171	50,156	118,041	0	159,959
TOTAL	\$6,726,520	\$3,902,145	\$471,718	\$2,630,095	\$67,780	\$4,028,645

* Includes Engineering, Training & Employee Safety, Plant & Facility, and Electronic Security & Surveillance.

Delaware River Joint Toll Bridge Commission
Budget vs Actual
For the Seven Months Ending July 31, 2018

TRENTON - MORRISVILLE TOLL BRIDGE

	Annual Budget 2018	YTD Budget 2018	Expended For The Month	Expended Year To Date	Encumbered	Remaining Annual Budget
Regular Employee Salaries	\$1,834,675	1,053,205	\$145,322	\$1,008,877	\$0	\$825,798
Part-Time Employee Wages	79,380	30,199	1,981	21,363	0	58,017
Summer Employee Wages	26,453	17,146	4,261	4,829	0	21,625
Overtime Wages	34,692	20,571	1,298	26,931	0	7,761
Pension Contributions	573,335	330,780	40,431	275,454	0	297,881
FICA Contributions	151,103	87,177	11,468	80,003	0	71,100
Regular Employee Healthcare Benefits	1,236,303	721,477	79,502	348,419	0	887,884
Life Insurance Benefits	18,087	10,551	1,706	10,862	0	7,225
Utility Expense	143,425	95,832	1,765	47,823	14,000	81,602
Office Expense	4,043	3,397	714	962	64	3,017
Telecommunication Expense	81,264	70,714	6,531	34,732	7,697	38,836
Information Technology Expense	7,017	4,515	0	0	0	7,017
Professional Development/Meetings	196	155	0	0	0	196
Vehicle Maintenance Expense and Fuel	87,298	67,529	6,271	34,641	23,994	28,664
Operations Maintenance Expense	214,115	147,367	30,423	97,355	22,316	94,443
Toll Collection Expense	12,554	7,323	1,673	5,368	3,516	3,669
Uniform Expense	20,482	12,876	3,656	5,421	11,979	3,082
Business Insurance	388,845	226,826	32,098	224,686	0	164,159
Licenses & Inspections Expense	470	470	0	270	0	200
State Police Bridge Security	905,090	553,584	74,850	505,042	0	400,049
EZPass Equipment/Maintenance	207,358	120,959	15,168	106,173	0	101,185
EZPass Operating Expense	863,047	504,231	77,912	495,927	0	367,120
TOTAL	\$6,889,233	\$4,086,885	\$537,031	\$3,335,138	\$83,566	\$3,470,530

Delaware River Joint Toll Bridge Commission
Budget vs Actual
For the Seven Months Ending July 31, 2018

NEW HOPE - LAMBERTVILLE TOLL BRIDGE

	Annual Budget 2018	YTD Budget 2018	Expended For The Month	Expended Year To Date	Encumbered	Remaining Annual Budget
Regular Employee Salaries	\$1,152,241	662,042	\$81,212	\$642,306	\$0	\$509,935
Part-Time Employee Wages	11,760	11,760	1,619	10,385	0	1,375
Summer Employee Wages	3,230	3,230	3,570	4,770	0	(1,540)
Overtime Wages	31,164	16,709	895	22,561	0	8,603
Pension Contributions	362,950	209,401	26,383	179,748	0	183,202
FICA Contributions	91,677	52,892	6,588	51,411	0	40,266
Regular Employee Healthcare Benefits	714,410	417,121	49,620	219,321	0	495,090
Life Insurance Benefits	11,246	6,560	875	5,781	0	5,465
Utility Expense	154,830	111,551	4,529	48,832	29,386	76,612
Office Expense	2,377	2,091	208	417	64	1,896
Telecommunication Expense	59,863	35,979	1,499	23,391	0	36,472
Information Technology Expense	7,762	4,782	0	0	0	7,762
Professional Development/Meetings	196	155	40	65	0	131
Vehicle Maintenance Expense and Fuel	77,185	63,307	4,494	37,040	18,411	21,733
Operations Maintenance Expense	155,624	115,010	4,725	75,896	16,567	63,161
Toll Collection Expense	7,056	4,116	13	2,277	2,481	2,297
Uniform Expense	2,940	1,753	281	712	501	1,727
Business Insurance	252,062	147,036	20,780	145,458	0	106,604
Licenses & Inspections Expense	921	762	67	538	0	383
State Police Bridge Security	186,921	114,327	15,458	104,302	0	82,619
EZPass Equipment/Maintenance	165,887	96,767	12,130	84,912	0	80,975
EZPass Operating Expense	215,859	125,918	19,487	124,038	0	91,821
TOTAL	\$3,668,161	\$2,203,268	\$254,474	\$1,784,162	\$67,410	\$1,816,589

Delaware River Joint Toll Bridge Commission
Budget vs Actual
For the Seven Months Ending July 31, 2018

INTERSTATE - 78 TOLL BRIDGE

	Annual Budget 2018	YTD Budget 2018	Expended For The Month	Expended Year To Date	Encumbered	Remaining Annual Budget
Regular Employee Salaries	\$2,458,280	1,411,764	\$170,201	\$1,265,049	\$0	\$1,193,230
Part-Time Employee Wages	80,000	46,667	8,094	34,906	0	45,094
Summer Employee Wages	16,072	13,000	1,640	2,730	0	13,342
Overtime Wages	62,362	36,379	1,826	45,190	0	17,172
Pension Contributions	773,081	446,021	58,137	395,240	0	377,840
FICA Contributions	199,867	115,311	13,597	101,083	0	98,783
Regular Employee Healthcare Benefits	1,584,594	924,743	103,316	456,063	0	1,128,531
Life Insurance Benefits	23,572	13,750	1,857	13,018	0	10,555
Utility Expense	207,640	141,957	14,760	75,199	12,132	120,309
Office Expense	6,301	4,746	0	2,958	195	3,148
Telecommunication Expense	220,008	129,481	16,708	114,059	0	105,949
Information Technology Expense	2,739	2,458	0	0	0	2,739
Professional Development/Meetings	2,646	1,544	0	1,176	0	1,470
Vehicle Maintenance Expense and Fuel	75,460	67,239	10,667	28,679	32,153	14,628
Operations Maintenance Expense	395,273	307,070	11,016	133,471	80,109	181,693
Toll Collection Expense	12,740	7,432	560	4,179	5,756	2,805
Uniform Expense	11,760	6,315	1,117	3,388	278	8,094
Business Insurance	596,412	347,907	49,269	344,885	0	251,527
Licenses & Inspections Expense	1,470	385	75	856	0	614
State Police Bridge Security	993,632	607,739	82,172	554,448	0	439,184
EZPass Equipment/Maintenance	248,830	145,151	18,176	127,231	0	121,599
EZPass Operating Expense	1,188,975	693,569	107,335	683,213	0	505,761
TOTAL	\$9,161,713	\$5,470,628	\$670,524	\$4,387,024	\$130,622	\$4,644,067

Delaware River Joint Toll Bridge Commission
Budget vs Actual
For the Seven Months Ending July 31, 2018

EASTON - PHILLIPSBURG TOLL BRIDGE

	Annual Budget 2018	YTD Budget 2018	Expended For The Month	Expended Year To Date	Encumbered	Remaining Annual Budget
Regular Employee Salaries	\$1,887,844	1,083,945	\$126,662	\$1,044,149	\$0	\$843,696
Part-Time Employee Wages	86,000	50,167	1,342	14,805	0	71,195
Summer Employee Wages	23,814	17,861	8,013	11,373	0	12,441
Overtime Wages	43,120	25,153	1,034	24,462	0	18,658
Pension Contributions	592,227	341,679	39,726	270,651	0	321,576
FICA Contributions	156,119	90,072	10,291	82,331	0	73,789
Regular Employee Healthcare Benefits	1,182,607	690,577	80,713	349,904	0	832,703
Life Insurance Benefits	18,211	10,623	1,375	10,387	0	7,824
Utility Expense	125,930	79,036	5,617	50,825	0	75,105
Office Expense	5,096	3,957	0	1,696	831	2,569
Telecommunication Expense	167,467	121,347	12,268	101,594	6,098	59,775
Information Technology Expense	2,367	1,353	0	0	0	2,367
Professional Development/Meetings	2,450	1,300	477	1,287	0	1,163
Vehicle Maintenance Expense and Fuel	55,664	43,441	3,332	23,308	22,723	9,634
Operations Maintenance Expense	176,567	130,875	5,392	104,292	34,849	37,426
Toll Collection Expense	13,230	7,717	519	4,925	7,651	654
Uniform Expense	9,800	5,202	772	1,772	813	7,215
Business Insurance	242,421	141,412	20,003	140,018	0	102,403
Licenses & Inspections Expense	2,548	1,486	0	203	0	2,345
State Police Bridge Security	523,726	320,328	43,311	292,240	0	231,486
EZPass Equipment/Maintenance	207,358	120,959	15,168	106,173	0	101,185
EZPass Operating Expense	492,392	287,229	44,451	282,940	0	209,451
TOTAL	\$6,016,957	\$3,575,718	\$420,465	\$2,919,334	\$72,965	\$3,024,658

Delaware River Joint Toll Bridge Commission
Budget vs Actual
For the Seven Months Ending July 31, 2018

PORTLAND - COLUMBIA TOLL BRIDGE

	Annual Budget 2018	YTD Budget 2018	Expended For The Month	Expended Year To Date	Encumbered	Remaining Annual Budget
Regular Employee Salaries	\$789,692	453,722	\$67,842	\$452,157	\$0	\$337,535
Part-Time Employee Wages	21,560	11,912	969	11,223	0	10,337
Summer Employee Wages	13,382	9,212	3,040	3,040	0	10,342
Overtime Wages	32,286	21,082	299	19,481	0	12,806
Pension Contributions	252,101	145,447	20,090	136,869	0	115,232
FICA Contributions	65,554	37,821	5,427	36,503	0	29,051
Regular Employee Healthcare Benefits	475,488	277,492	31,673	140,265	0	335,223
Life Insurance Benefits	7,531	4,393	680	4,508	0	3,024
Utility Expense	67,150	46,560	7,749	31,019	1,300	34,830
Office Expense	3,306	2,785	85	524	131	2,650
Telecommunication Expense	51,911	30,281	3,463	28,996	0	22,914
Information Technology Expense	2,367	1,353	0	0	0	2,367
Professional Development/Meetings	392	261	0	121	0	271
Vehicle Maintenance Expense and Fuel	32,148	21,132	2,116	10,794	7,479	13,874
Operations Maintenance Expense	116,811	94,883	5,676	64,317	8,684	43,810
Toll Collection Expense	9,604	5,602	1,442	3,436	2,500	3,669
Uniform Expense	4,900	2,265	379	2,556	1,734	610
Business Insurance	132,982	77,573	10,959	76,716	0	56,266
Licenses & Inspections Expense	637	637	0	0	0	637
State Police Bridge Security	113,426	69,375	9,380	63,292	0	50,134
EZPass Equipment/Maintenance	124,415	72,575	9,103	63,718	0	60,697
EZPass Operating Expense	109,680	63,980	9,901	63,025	0	46,655
TOTAL	\$2,427,322	\$1,450,343	\$190,272	\$1,212,559	\$21,829	\$1,192,933

Delaware River Joint Toll Bridge Commission
Budget vs Actual
For the Seven Months Ending July 31, 2018

DELAWARE WATER GAP TOLL BRIDGE

	Annual Budget 2018	YTD Budget 2018	Expended For The Month	Expended Year To Date	Encumbered	Remaining Annual Budget
Regular Employee Salaries	\$2,701,230	1,550,690	\$186,683	\$1,458,748	\$0	\$1,242,482
Part-Time Employee Wages	102,800	59,974	3,253	24,052	0	78,748
Summer Employee Wages	8,036	5,023	0	0	0	8,036
Overtime Wages	92,345	53,366	2,102	49,548	0	42,798
Pension Contributions	856,790	494,316	58,758	400,317	0	456,473
FICA Contributions	222,187	128,189	14,456	118,573	0	103,614
Regular Employee Healthcare Benefits	1,698,173	997,532	117,933	511,973	0	1,186,200
Life Insurance Benefits	25,157	14,675	2,019	15,180	0	9,976
Utility Expense	90,552	64,077	4,735	28,058	0	62,494
Office Expense	5,536	4,831	0	668	259	4,609
Telecommunication Expense	106,760	62,277	7,389	54,795	0	51,965
Information Technology Expense	2,367	1,353	0	0	0	2,367
Professional Development/Meetings	1,470	586	0	60	0	1,410
Vehicle Maintenance Expense and Fuel	70,143	64,911	5,482	33,046	13,861	23,235
Operations Maintenance Expense	163,140	121,775	10,239	89,486	16,699	56,956
Toll Collection Expense	12,091	7,053	704	4,611	3,309	4,171
Uniform Expense	10,290	5,735	545	2,576	2,769	4,946
Business Insurance	461,707	269,329	38,164	267,146	0	194,562
Licenses & Inspections Expense	1,470	438	0	731	0	739
State Police Bridge Security	767,938	469,697	64,260	432,392	0	335,546
EZPass Equipment/Maintenance	248,830	145,151	18,195	127,367	0	121,463
EZPass Operating Expense	911,275	531,577	82,266	523,641	0	387,635
TOTAL	\$8,560,287	\$5,052,554	\$617,181	\$4,142,967	\$36,896	\$4,380,423

Delaware River Joint Toll Bridge Commission
Budget vs Actual
For the Seven Months Ending July 31, 2018

MILFORD - MONTAGUE TOLL BRIDGE

	Annual Budget 2018	YTD Budget 2018	Expended For The Month	Expended Year To Date	Encumbered	Remaining Annual Budget
Regular Employee Salaries	\$821,923	472,338	\$68,441	\$481,839	\$0	\$340,084
Part-Time Employee Wages	23,130	12,857	2,037	14,315	0	8,815
Summer Employee Wages	13,382	9,261	1,440	2,160	0	11,222
Overtime Wages	27,685	18,412	139	26,202	0	1,484
Pension Contributions	260,575	150,336	19,737	134,468	0	126,107
FICA Contributions	67,788	39,110	5,387	39,420	0	28,369
Regular Employee Healthcare Benefits	475,488	277,492	31,713	141,315	0	334,173
Life Insurance Benefits	7,901	4,609	765	4,050	0	3,851
Utility Expense	55,909	39,652	2,513	43,288	4,392	8,228
Office Expense	3,306	2,785	(3)	563	146	2,597
Telecommunication Expense	53,405	31,153	9,524	86,429	0	(33,024)
Information Technology Expense	2,367	1,353	0	0	0	2,367
Professional Development/Meetings	392	114	31	320	0	72
Vehicle Maintenance Expense and Fuel	36,868	23,187	1,747	18,396	11,697	6,775
Operations Maintenance Expense	121,231	102,617	6,064	56,768	6,323	58,140
Toll Collection Expense	8,016	4,676	349	2,434	2,526	3,057
Uniform Expense	4,900	2,344	598	2,539	1,249	1,112
Business Insurance	117,098	68,307	9,649	67,546	0	49,551
Licenses & Inspections Expense	637	42	0	211	0	426
State Police Bridge Security	108,218	66,189	8,949	60,385	0	47,832
EZPass Equipment/Maintenance	124,415	72,575	9,103	63,718	0	60,698
EZPass Operating Expense	108,124	63,072	9,761	62,131	0	45,993
TOTAL	\$2,442,756	\$1,462,482	\$187,944	\$1,308,496	\$26,334	\$1,107,927

Delaware River Joint Toll Bridge Commission
Budget vs Actual
For the Seven Months Ending July 31, 2018

SOUTHERN DIVISION TOLL SUPPORTED BRIDGES

	Annual Budget 2018	YTD Budget 2018	Expended For The Month	Expended Year To Date	Encumbered	Remaining Annual Budget
Regular Employee Salaries	\$2,278,970	1,309,194	\$143,309	\$1,158,394	\$0	\$1,120,576
Part-Time Employee Wages	0	0	0	2,300	0	(2,300)
Overtime Wages	61,033	36,200	1,244	38,399	0	22,633
Pension Contributions	717,679	414,058	50,551	344,403	0	373,276
FICA Contributions	179,010	103,278	10,848	89,980	0	89,031
Regular Employee Healthcare Benefits	1,461,166	852,904	94,120	412,991	0	1,048,175
Life Insurance Benefits	21,878	12,762	1,492	10,795	0	11,083
Utility Expense	73,245	46,583	7,956	32,311	0	40,934
Telecommunication Expense	112,596	65,681	8,167	41,056	0	71,541
Vehicle Maintenance Expense and Fuel	14,014	9,544	0	0	0	14,014
Operations Maintenance Expense	116,444	81,819	630	22,948	11,964	81,532
Uniform Expense	15,396	9,636	1,978	2,343	0	13,053
Business Insurance	421,464	245,854	34,908	244,355	0	177,109
Licenses & Inspections Expense	882	773	90	515	0	367
State Police Bridge Security	1,675,343	1,024,697	138,548	934,844	0	740,499
TOTAL	\$7,149,120	\$4,212,984	\$493,841	\$3,335,632	\$11,964	\$3,801,523

Delaware River Joint Toll Bridge Commission
Budget vs Actual
For the Seven Months Ending July 31, 2018

NORTHERN DIVISION TOLL SUPPORTED BRIDGES

	Annual Budget 2018	YTD Budget 2018	Expended For The Month	Expended Year To Date	Encumbered	Remaining Annual Budget
Regular Employee Salaries	\$2,003,448	1,150,198	\$132,787	\$1,051,412	\$0	\$952,036
Part-Time Employee Wages	0	0	1,840	7,841	0	(7,841)
Overtime Wages	51,188	29,860	2,067	23,103	0	28,085
Pension Contributions	630,157	363,562	44,176	300,421	0	329,736
FICA Contributions	157,180	90,683	10,226	80,962	0	76,217
Regular Employee Healthcare Benefits	1,290,171	752,917	83,611	366,018	0	924,152
Life Insurance Benefits	19,147	11,169	1,518	10,347	0	8,800
Utility Expense	46,443	27,069	1,720	14,737	0	31,707
Office Expense	980	572	51	1,362	0	(382)
Telecommunication Expense	162,320	94,687	13,523	85,219	0	77,101
Vehicle Maintenance Expense and Fuel	8,154	4,756	0	232	0	7,922
Operations Maintenance Expense	64,060	48,131	1,653	24,237	13,182	26,641
Uniform Expense	10,410	5,912	1,068	6,590	0	3,820
Business Insurance	190,326	111,023	15,758	110,303	0	80,023
Licenses & Inspections Expense	1,842	882	150	518	0	1,324
State Police Bridge Security	512,730	313,603	42,402	286,104	0	226,626
TOTAL	\$5,148,555	\$3,005,023	\$352,550	\$2,369,405	\$13,182	\$2,765,968

DELAWARE RIVER JOINT TOLL BRIDGE COMMISSION SYSTEM
STATEMENT OF REVENUE AND EXPENSES FOR THE SEVEN MONTHS ENDED JULY 31, 2018

	T-M	NE-L	I-78	E-P	P-C	DWG	M-M	SDTS	NDTS	ADM	TOTAL 2018	TOTAL 2017
TOLL REVENUE												
Net Toll Revenue	9,756,036	1,753,860	35,171,735	5,190,703	1,526,638	18,532,675	909,998	-	-	-	72,841,647	73,317,861
EZPass Fee	200,814	53,563	290,717	124,350	27,255	272,296	27,349	-	-	-	946,344	787,219
Net Violation Fee Income	352,199	47,468	543,444	180,971	42,765	682,184	33,474	-	-	-	1,882,505	1,419,861
REVENUE FROM TOLL	\$ 10,309,049	\$ 1,854,892	\$ 36,065,896	\$ 5,496,023	\$ 1,596,658	\$ 19,437,156	\$ 970,822	\$ -	\$ -	\$ -	\$ 75,670,496	\$ 75,524,941
OPERATING EXPENSE												
Regular Employee Salaries	1,008,877	642,306	1,265,049	1,044,149	452,157	1,458,748	481,839	1,158,394	1,051,412	3,359,303	11,972,234	11,312,109
Part-Time Employee Wages	21,363	10,385	34,906	14,805	11,223	24,052	14,315	2,300	7,841	-	141,190	194,960
Summer Employee Wages	4,829	4,770	2,730	11,373	3,040	-	2,160	-	-	-	28,902	31,594
Overtime Wages	26,931	22,561	45,190	24,462	19,481	49,548	26,202	38,399	23,103	43,194	319,071	333,144
Pension Contributions	275,454	179,748	395,240	270,651	136,869	400,317	134,468	344,403	300,421	1,047,351	3,484,922	3,300,964
FICA Contributions	80,003	51,411	101,083	82,331	36,503	118,573	39,420	89,980	80,962	307,578	987,843	942,572
Regular Employee Healthcare Benefits	348,419	219,321	456,063	349,904	140,265	511,973	141,315	412,991	366,018	771,620	3,717,890	5,571,957
Life Insurance Benefits	10,862	5,781	13,018	10,387	4,508	15,180	4,050	10,795	10,347	42,852	127,779	101,164
Unemployment Compensation Benefits	-	-	-	-	-	-	-	-	-	29,507	29,507	2,098
Utility Expense	47,823	48,832	75,199	50,825	31,019	28,058	43,288	32,311	14,737	-	372,091	406,269
Office Expense	962	417	2,958	1,696	524	668	563	-	1,362	117,362	126,513	120,237
Telecommunication Expense	34,732	23,391	114,059	101,594	28,996	54,795	86,429	41,056	85,219	84,069	654,339	570,789
Information Technology Expense	-	-	-	-	-	-	-	-	-	217,294	217,294	281,013
Professional Development/Meetings	-	65	1,176	1,287	121	60	320	-	-	86,990	90,020	71,379
Vehicle Maintenance Expense and Fuel	34,641	37,040	28,679	23,308	10,794	33,046	18,396	-	232	1,787	187,923	156,398
Operations Maintenance Expense	97,355	75,896	133,471	104,292	64,317	89,486	56,768	22,948	24,237	-	668,770	532,910
ESS Operating Maintenance Expense	-	-	-	-	-	-	-	-	-	407,093	407,093	697,173
Commission Expense	-	-	-	-	-	-	-	-	-	9,916	9,916	9,848
Toll Collection Expense	5,368	2,277	4,179	4,925	3,436	4,611	2,434	-	-	-	27,230	44,199
Uniform Expense	5,421	712	3,388	1,772	2,556	2,576	2,539	2,343	6,590	8,561	36,457	48,061
Business Insurance	224,686	145,458	344,885	140,018	76,716	267,146	67,546	244,355	110,303	112,906	1,734,020	1,658,443
Licenses & Inspections Expense	270	538	856	203	-	731	211	515	518	-	3,842	5,093
Advertising	-	-	-	-	-	-	-	-	-	5,082	5,104	5,104
Professional Services	-	-	-	-	-	-	-	-	-	1,005,464	1,005,464	758,201
State Police Bridge Security	505,042	104,302	554,448	292,240	63,292	432,392	60,385	934,844	286,104	-	3,233,048	3,231,533
EZPass Equipment/Maintenance	106,173	84,912	127,231	106,173	63,718	127,367	63,718	-	-	-	679,292	595,984
General Contingency	-	-	-	-	-	-	-	-	-	-	-	-
EZPass Operating Expense	495,927	124,038	683,213	282,940	63,025	523,641	62,131	-	-	-	2,234,915	2,744,281
TOTAL OP., MAINT., & ADM	\$ 3,335,138	\$ 1,784,162	\$ 4,387,024	\$ 2,919,334	\$ 1,212,559	\$ 4,142,967	\$ 1,308,496	\$ 3,335,632	\$ 2,369,405	\$ 7,657,930	\$ 32,452,647	\$ 33,727,477
OTHER OPERATING INC/EXP												
Other Operating Income	-	-	361	174	-	-	-	-	-	4,427	4,963	95,452
TOTAL OTHER OP INC	\$ -	\$ -	\$ 361	\$ 174	\$ -	\$ -	\$ -	\$ -	\$ -	\$ 4,427	\$ 4,963	\$ 95,452
NET OPERATING INC	\$6,973,912	\$70,730	\$31,619,233	\$2,576,684	\$384,099	\$15,294,189	\$ (37,674)	\$ (3,335,632)	\$ (2,369,405)	\$ (7,653,503)	\$ 43,222,812	\$ 41,897,916
NON-OPERATING REV/EXP												
Interest Revenue	-	-	-	-	-	-	-	-	-	-	4,821,286	2,568,887
Other Non-Operating Revenue	-	-	-	-	-	-	-	-	-	-	-	-
GASB 68 Pension Expense	-	-	-	-	-	-	-	-	-	-	-	-
Interest Expense	-	-	-	-	-	-	-	-	-	-	(17,687,196)	(18,263,797)
Depreciation Expense	-	-	-	-	-	-	-	-	-	-	(14,769,170)	(15,260,153)
OPER Amort Expense	-	-	-	-	-	-	-	-	-	-	-	-
TOTAL NON-OPERATING REV/EXP	\$ (27,635,080)	\$ (30,955,063)	\$ (27,635,080)	\$ (30,955,063)	\$ (27,635,080)	\$ (30,955,063)	\$ (27,635,080)	\$ (30,955,063)	\$ (27,635,080)	\$ (30,955,063)	\$ (27,635,080)	\$ (30,955,063)
CHANGE IN NET ASSETS											\$15,587,732	\$10,937,853

DELAWARE RIVER JOINT TOLL BRIDGE COMMISSION

Meeting of September 24, 2018

August Financial Report

SUBJECT	DESCRIPTION	PAGE NUMBER
Accounting	Status of Cash Balances at August 31, 2018	1
Accounting	Status of Bond Retirement at August 31, 2018	2
Accounting	Status of Investments at August 31, 2018	3-7
Accounting	Status of Toll Traffic and Revenue & Toll Supported Traffic Month of August 2018 Compared with Month of August 2017	8-21
Accounting	Statistical Summary of Expenditures on Toll Bridges and Toll Supported Bridges Accounts for the Period August 1, 2018 through August 31, 2018	22-34
Accounting	Statement of Revenue and Expenses: Eight Months Period ending August 31, 2018	35

DELAWARE RIVER JOINT TOLL BRIDGE COMMISSION

Meeting of September 24, 2018

**There follows Cash Balances of the Commission at August 31, 2018 for the
information and review of the Members:**

COMMISSION CASH DEPOSITS

Wells Fargo Bank, N. A.

Revenue Fund	4,381,797
Payroll Fund	79,994
Insurance Clearing Account	750,000
TOTAL	\$ 5,211,791

CASH DEPOSIT GUARANTEES

Wells Fargo Bank	PA ACT 72	FULL BALANCE
-------------------------	------------------	---------------------

DELAWARE RIVER JOINT TOLL BRIDGE COMMISSION

Meeting of September 24, 2018

STATUS OF BRIDGE REVENUE BONDS AT August 31, 2018

Maturity	SERIES 2005A				SERIES 2007B				SERIES 2012A				SERIES 2015				SERIES 2017				Total	
	Yield	Principal Amount	Maturities & Calls		Yield	Principal Amount	Maturities & Calls		Yield	Principal Amount	Maturities & Calls		Yield	Principal Amount	Maturities & Calls		Yield	Principal Amount	Maturities & Calls		Average Yield	Remaining Outstanding
7/1/2005	2.35%	\$ 330,000	\$ 330,000		N/A	N/A																-
7/1/2006	2.50%	895,000	895,000		N/A	N/A																-
7/1/2007	2.76%	930,000	930,000		N/A	N/A																-
7/1/2008	2.90%	965,000	965,000		N/A	N/A																-
7/1/2009	3.06%	1,005,000	1,005,000	4.23%	\$ 3,350,000	\$ 3,350,000	3,350,000		4.23%	\$ 3,350,000	\$ 3,350,000	3,350,000										-
7/1/2010	3.23%	1,045,000	1,045,000	4.23%	3,650,000	3,650,000	3,650,000		4.23%	3,650,000	3,650,000	3,650,000										-
7/1/2011	3.39%	1,095,000	1,095,000	4.23%	3,850,000	3,850,000	3,850,000		4.23%	3,850,000	3,850,000	3,850,000										-
7/1/2012	3.53%	1,150,000	1,150,000	4.23%	3,950,000	3,950,000	3,950,000		4.23%	3,950,000	3,950,000	3,950,000										-
7/1/2013	3.66%	1,210,000	1,210,000	4.23%	4,200,000	4,200,000	4,200,000		0.35%	4,435,000	4,435,000	4,435,000										-
7/1/2014	3.76%	5,000,000	5,000,000	4.23%	4,350,000	4,350,000	4,350,000			N/A												-
7/1/2015	3.85%	5,220,000	5,220,000	4.23%	4,450,000	4,450,000	4,450,000			N/A												-
7/1/2016	3.96%	5,540,000	5,540,000	4.23%	4,800,000	4,800,000	4,800,000		0.85%	1,030,000	1,030,000	1,030,000										-
7/1/2017	4.02%	5,835,000	5,835,000	4.23%	4,950,000	4,950,000	4,950,000		1.09%	1,065,000	1,065,000	1,065,000										-
7/1/2018	4.04%	6,155,000	6,155,000	4.23%	5,250,000	5,250,000	5,250,000		1.33%	1,100,000	1,100,000	1,100,000										-
7/1/2019	4.09%	6,480,000	6,480,000	4.23%	5,450,000	5,450,000	5,450,000		1.61%	1,145,000	1,145,000	1,145,000										-
7/1/2020	4.13%	6,840,000	6,840,000	4.23%	5,650,000	5,650,000	5,650,000		1.90%	1,195,000	1,195,000	1,195,000										-
7/1/2021	4.14%	1,825,000	1,825,000	4.23%	5,950,000	5,950,000	5,950,000		2.14%	6,825,000	6,825,000	6,825,000										-
7/1/2022	4.19%	1,920,000	1,920,000	4.23%					2.33%	4,000,000	4,000,000	4,000,000										-
7/1/2023	4.23%	2,020,000	2,020,000	4.23%	6,550,000	6,550,000	6,550,000		2.33%	3,165,000	3,165,000	3,165,000										-
7/1/2024	4.35%	2,125,000	2,125,000	4.23%	6,800,000	6,800,000	6,800,000		2.50%	7,445,000	7,445,000	7,445,000										-
7/1/2025	4.35%	2,235,000	2,235,000	4.23%	7,150,000	7,150,000	7,150,000		2.60%	7,815,000	7,815,000	7,815,000										-
7/1/2026	4.67%	2,345,000	2,345,000	4.23%	7,450,000	7,450,000	7,450,000		2.67%	8,205,000	8,205,000	8,205,000										-
7/1/2026	4.67%			4.23%					2.73%	5,000,000	5,000,000	5,000,000										-
7/1/2026	4.67%	2,450,000	2,450,000	4.23%	7,800,000	7,800,000	7,800,000		3.01%	3,620,000	3,620,000	3,620,000										-
7/1/2027	4.67%			4.23%					3.06%	7,015,000	7,015,000	7,015,000										-
7/1/2027	4.67%	2,560,000	2,560,000	4.23%	8,200,000	8,200,000	8,200,000		3.12%	2,000,000	2,000,000	2,000,000										-
7/1/2028	4.67%	2,675,000	2,675,000	4.23%	8,550,000	8,550,000	8,550,000		3.17%	9,355,000	9,355,000	9,355,000										-
7/1/2029	4.67%	2,795,000	2,795,000	4.23%	8,900,000	8,900,000	8,900,000		3.21%	1,345,000	1,345,000	1,345,000										-
7/1/2030	4.67%			4.23%	9,350,000	9,350,000	9,350,000		3.27%	1,385,000	1,385,000	1,385,000										-
7/1/2031		N/A		4.23%	9,800,000	9,800,000	9,800,000			N/A												-
7/1/2032		N/A		4.23%						N/A												-
7/1/2033		N/A		4.23%						N/A												-
7/1/2034		N/A			N/A	N/A				N/A												-
7/1/2034		N/A			N/A	N/A				N/A												-
7/1/2035		N/A			N/A	N/A				N/A												-
7/1/2036		N/A			N/A	N/A				N/A												-
7/1/2037		N/A			N/A	N/A				N/A												-
7/1/2038		N/A			N/A	N/A				N/A												-
7/1/2039		N/A			N/A	N/A				N/A												-
7/1/2040		N/A			N/A	N/A				N/A												-
7/1/2041		N/A			N/A	N/A				N/A												-
7/1/2042		N/A			N/A	N/A				N/A												-
7/1/2043		N/A			N/A	N/A				N/A												-
7/1/2043		N/A			N/A	N/A				N/A												-
7/1/2044		N/A			N/A	N/A				N/A												-
7/1/2044		N/A			N/A	N/A				N/A												-
7/1/2045		N/A			N/A	N/A				N/A												-
7/1/2045		N/A			N/A	N/A				N/A												-
7/1/2046		N/A			N/A	N/A				N/A												-
7/1/2046		N/A			N/A	N/A				N/A												-
7/1/2047		N/A			N/A	N/A				N/A												-
7/1/2047		N/A			N/A	N/A				N/A												-
7/1/2047		N/A			N/A	N/A				N/A												-
		\$ 72,645,000	\$ 98,115,000		\$ 150,000,000	\$ 46,150,000			\$ 77,145,000	\$ 8,840,000			\$ 86,505,000	\$ -			\$ -	\$ 430,250,000	\$ -		\$ -	\$ 703,440,000

Footnote:

2012 Series Bonds Refunded remaining balance of 2003A Series and \$30,795,000 of the 2005A Series Bonds.
2015 Series Bonds Refunded \$36,505,000 of the 2007A Series Bonds.



Delaware River
Joint Toll Bridge
Commission

DRJTBC

Delaware River Joint TBC
Purchases Report
Sorted by Fund - Maturity Date
August 1, 2018 - August 31, 2018

CUSIP	Investment #	Fund	Sec. Type	Issuer	Original Par Value	Purchase Date	Payment Periods	Principal Purchased	Accrued Interest at Purchase	Rate at Purchase	Maturity Date	YTM	Ending Book Value
General Reserve Fund													
912796QE2	10591	01GRF	ATD	USTR	4,000,000.00	08/02/2018	10/25 - At Maturity	3,981,775.72		1.953	10/25/2018	1.989	3,988,284.39
912796PD5	10590	01GRF	ATD	USTR	5,000,000.00	08/02/2018	11/08 - At Maturity	4,972,907.10		1.990	11/08/2018	2.029	4,981,200.84
912828U40	10592	01GRF	TRC	USTR	5,000,000.00	08/02/2018	11/30 - Final Pmt.	4,982,226.55	8,606.56	1.000	11/30/2018	2.088	4,986,669.91
912828U99	10593	01GRF	TRC	USTR	5,000,000.00	08/02/2018	12/31 - Final Pmt.	4,980,859.40	5,604.62	1.250	12/31/2018	2.184	4,984,662.17
912828V56	10598	01GRF	TRC	USTR	3,500,000.00	08/21/2018	01/31 - Final Pmt.	3,483,183.59	2,246.94	1.125	01/31/2019	2.219	3,484,318.44
912828W30	10599	01GRF	TRC	USTR	2,500,000.00	08/21/2018	08/31 - 02/28	2,485,351.58	13,298.23	1.125	02/28/2019	2.249	2,486,195.21
912828W97	10600	01GRF	TRC	USTR	4,700,000.00	08/21/2018	09/30 - 03/31	4,670,808.58	22,954.23	1.250	03/31/2019	2.278	4,672,255.00
				Subtotal	29,700,000.00			29,557,112.52	52,710.58				29,583,585.96
Construction Fund 2017													
17177MLM2	10595	06CF17	ACP	CIESCO	4,000,000.00	08/15/2018	11/21 - At Maturity	3,975,500.00		2.250	11/21/2018	2.284	3,979,750.00
59157UJMA5	10596	06CF17	ACP	METLIF	4,000,000.00	08/15/2018	12/10 - At Maturity	3,971,010.00		2.230	12/10/2018	2.246	3,975,222.22
89233HMD3	10597	06CF17	ACP	TOYOTA	4,700,000.00	08/17/2018	12/13 - At Maturity	4,664,413.17		2.310	12/13/2018	2.328	4,668,936.92
36960MMU4	10594	06CF17	ACP	GECORP	6,700,000.00	08/02/2018	12/28 - At Maturity	6,634,168.78		2.390	12/28/2018	2.414	6,647,512.95
				Subtotal	19,400,000.00			19,245,091.95	0.00				19,271,422.09
				Total Purchases	49,100,000.00			48,802,204.47	52,710.58				48,855,008.05

3



Delaware River
Joint Toll Bridge
Commission

Delaware River Joint TBC
Investment Classification
Sorted by Fund - Maturity Date
August 31, 2018

DRJTBC

CUSIP	Investment #	Fund	Issuer	Investment Class	Par Value	YTM	Maturity Date	Market Price	Market Date	Market Value	Book Value	Reported Value
Debt Service Fund												
38145C752	10113	01DSF	Goldman Sachs Ila Fed Port	Amort	430,324.57	1.015		100.000	08/31/2018	430,324.57	430,324.57	430,324.57
				Subtotal	430,324.57	1.015				430,324.57	430,324.57	430,324.57
General Reserve Fund												
38145C752	10115	01GRF	Goldman Sachs Ila Fed Port	Amort	0.00	0.822		100.000	08/31/2018	0.00	0.00	0.00
PAINVEST	10050	01GRF	PA Invest	Amort	5,199,096.83	2.029		100.000	08/31/2018	5,199,096.83	5,199,096.83	5,199,096.83
PAINVEST	10462	01GRF	PA Invest	Amort	16,148,892.66	2.029		100.000	08/31/2018	16,148,892.66	16,148,892.66	16,148,892.66
3130A9AC5	10403	01GRF	Federal Home Loan Bank	Fair	10,000,000.00	1.100	09/21/2018	99.950	08/31/2018	9,995,000.00	10,000,000.00	9,995,000.00
912796QA0	10563	01GRF	U.S. Treasury	Fair	4,250,000.00	1.939	09/27/2018	99.057	08/31/2018	4,209,957.92	4,244,183.40	4,209,957.92
912828T42	10558	01GRF	U.S. Treasury	Fair	9,000,000.00	1.915	09/30/2018	99.913	08/31/2018	8,992,170.00	8,991,767.17	8,992,170.00
912796QE2	10591	01GRF	U.S. Treasury	Fair	4,000,000.00	1.988	10/25/2018	99.556	08/31/2018	3,982,251.33	3,988,284.39	3,982,251.33
3134GASE5	10405	01GRF	Federal Home Loan Mtg Corp	Fair	7,000,000.00	1.050	10/26/2018	99.835	08/31/2018	6,988,450.00	7,000,000.00	6,988,450.00
912828T83	10547	01GRF	U.S. Treasury	Fair	9,000,000.00	1.800	10/31/2018	99.802	08/31/2018	8,982,180.00	8,984,644.99	8,982,180.00
912828T83	10569	01GRF	U.S. Treasury	Fair	4,000,000.00	2.016	10/31/2018	99.802	08/31/2018	3,992,080.00	3,991,778.84	3,992,080.00
9612C1L54	10548	01GRF	WestPac Banking Corp	Fair	3,000,000.00	2.079	11/05/2018	98.438	08/31/2018	2,953,140.84	2,989,004.17	2,953,140.84
912796PD5	10590	01GRF	U.S. Treasury	Fair	5,000,000.00	2.029	11/08/2018	99.467	08/31/2018	4,973,356.26	4,981,200.84	4,973,356.26
19121BLF4	10550	01GRF	Coca Cola	Fair	6,000,000.00	1.992	11/15/2018	98.487	08/31/2018	5,909,233.33	5,975,887.50	5,909,233.33
912828M64	10573	01GRF	U.S. Treasury	Fair	4,000,000.00	2.106	11/15/2018	98.841	08/31/2018	3,993,640.00	3,993,640.00	3,993,640.00
3134GAXX7	10406	01GRF	Federal Home Loan Mtg Corp	Fair	2,500,000.00	1.187	11/30/2018	99.721	08/31/2018	2,493,025.00	2,499,536.46	2,493,025.00
912828U40	10564	01GRF	U.S. Treasury	Fair	6,100,000.00	2.010	11/30/2018	99.737	08/31/2018	6,083,957.00	6,084,988.28	6,083,957.00
912828U40	10592	01GRF	U.S. Treasury	Fair	5,000,000.00	2.088	11/30/2018	99.737	08/31/2018	4,986,850.00	4,986,859.91	4,986,850.00
3134GAYQ1	10415	01GRF	Federal Home Loan Mtg Corp	Fair	9,100,000.00	1.118	12/05/2018	99.725	08/31/2018	9,074,975.00	9,099,108.96	9,074,975.00
912828U99	10493	01GRF	U.S. Treasury	Fair	7,000,000.00	1.304	12/31/2018	99.706	08/31/2018	6,979,420.00	6,998,747.74	6,979,420.00
912828U99	10575	01GRF	U.S. Treasury	Fair	4,000,000.00	2.178	12/31/2018	99.706	08/31/2018	3,988,240.00	3,987,845.98	3,988,240.00
912828U99	10587	01GRF	U.S. Treasury	Fair	2,700,000.00	2.134	12/31/2018	99.706	08/31/2018	2,692,082.00	2,692,175.84	2,692,082.00
912828U99	10593	01GRF	U.S. Treasury	Fair	5,000,000.00	2.184	12/31/2018	99.706	08/31/2018	4,985,300.00	4,984,862.17	4,985,300.00
912828M63	10414	01GRF	U.S. Treasury	Fair	9,000,000.00	1.198	01/15/2019	99.617	08/31/2018	8,965,530.00	8,997,590.84	8,965,530.00
3130AAE46	10566	01GRF	Federal Home Loan Bank	Fair	6,000,000.00	2.122	01/16/2019	99.637	08/31/2018	5,978,220.00	5,980,618.48	5,978,220.00
912828V56	10567	01GRF	U.S. Treasury	Fair	4,000,000.00	2.088	01/31/2019	99.547	08/31/2018	3,981,880.00	3,984,326.60	3,981,880.00
912828V56	10598	01GRF	U.S. Treasury	Fair	3,500,000.00	2.219	01/31/2019	99.547	08/31/2018	3,484,145.00	3,484,318.44	3,484,145.00
3135G0ZA4	10535	01GRF	Federal National Mtg Assn	Fair	4,000,000.00	1.904	02/19/2019	99.817	08/31/2018	3,992,680.00	3,999,448.62	3,992,680.00
3135G0J53	10508	01GRF	Federal National Mtg Assn	Fair	3,000,000.00	1.486	02/26/2019	99.383	08/31/2018	2,981,490.00	2,993,082.73	2,981,490.00

Portfolio DRJ
AP
IC (PRF_IC) 7.1.1
Report Ver. 7.3.2

**Delaware River Joint TBC
Investment Classification
August 31, 2018**

Page 2

CUSIP	Investment #	Fund	Issuer	Investment Class	Par Value	YTM	Maturity Date	Market Price	Market Date	Market Value	Book Value	Reported Value
General Reserve Fund												
912828W30	10572	01GRF	U.S. Treasury	Fair	7,500,000.00	2.222	02/28/2019	99.461	08/31/2018	7,459,575.00	7,459,928.80	7,459,575.00
912828W30	10599	01GRF	U.S. Treasury	Fair	2,500,000.00	2.249	02/28/2019	99.461	08/31/2018	2,486,525.00	2,486,195.21	2,486,525.00
3133782M2	10518	01GRF	Federal Home Loan Bank	Fair	5,000,000.00	1.579	03/08/2019	99.600	08/31/2018	4,980,000.00	4,997,886.17	4,980,000.00
3130AAXX1	10586	01GRF	Federal Home Loan Bank	Fair	9,100,000.00	2.269	03/18/2019	99.510	08/31/2018	9,055,410.00	9,056,017.16	9,055,410.00
912828W97	10582	01GRF	U.S. Treasury	Fair	3,000,000.00	2.268	03/31/2019	99.408	08/31/2018	2,982,240.00	2,982,550.82	2,982,240.00
912828W97	10600	01GRF	U.S. Treasury	Fair	4,700,000.00	2.278	03/31/2019	99.408	08/31/2018	4,672,176.00	4,672,255.00	4,672,176.00
3130AC193	10516	01GRF	Federal Home Loan Bank	Fair	5,000,000.00	1.517	04/26/2019	99.462	08/31/2018	4,973,100.00	4,989,456.02	4,973,100.00
912828ST8	10536	01GRF	U.S. Treasury	Fair	4,000,000.00	1.945	04/30/2019	99.293	08/31/2018	3,971,720.00	3,981,899.14	3,971,720.00
3137EADG1	10583	01GRF	Federal Home Loan Mfg Corp	Fair	4,000,000.00	2.365	05/30/2019	99.514	08/31/2018	3,980,560.00	3,981,910.72	3,980,560.00
912828W10	10525	01GRF	U.S. Treasury	Fair	5,000,000.00	1.744	05/31/2019	99.360	08/31/2018	4,968,000.00	4,991,064.90	4,968,000.00
3130A8DB6	10588	01GRF	Federal Home Loan Bank	Fair	3,000,000.00	2.386	06/21/2019	99.008	08/31/2018	2,970,240.00	2,970,030.45	2,970,240.00
3130AC196	10510	01GRF	Federal Home Loan Bank	Fair	5,000,000.00	1.551	06/28/2019	99.262	08/31/2018	4,963,100.00	4,997,934.12	4,963,100.00
912828XV7	10537	01GRF	U.S. Treasury	Fair	4,500,000.00	1.970	06/30/2019	99.067	08/31/2018	4,458,015.00	4,473,608.13	4,458,015.00
9128282T6	10509	01GRF	U.S. Treasury	Fair	3,000,000.00	1.507	08/31/2019	98.803	08/31/2018	2,964,090.00	2,992,446.93	2,964,090.00
3130AC1X0	10517	01GRF	Federal Home Loan Bank	Fair	6,000,000.00	1.625	10/30/2019	99.067	08/31/2018	5,944,020.00	6,000,000.00	5,944,020.00
Subtotal					228,797,989.49	1.827				227,815,994.17	228,303,932.65	227,815,994.17
Operating Fund												
38145C752	10108	01OF	Goldman Sachs Ila Fed Port	Amort	45,959.95	1.015		100.000	08/31/2018	45,959.95	45,959.95	45,959.95
912796PP8	10546	01OF	U.S. Treasury	Fair	5,770,000.00	1.887	01/31/2019	98.024	08/31/2018	5,655,997.36	5,725,270.96	5,655,997.36
Subtotal					5,815,959.95	1.880				5,701,957.31	5,771,230.91	5,701,957.31
Reserve Maintenance Fund												
38145C752	10106	01RMF	Goldman Sachs Ila Fed Port	Amort	40,237.70	1.015		100.000	08/31/2018	40,237.70	40,237.70	40,237.70
912796PP8	10545	01RMF	U.S. Treasury	Fair	6,113,000.00	1.887	01/31/2019	98.024	08/31/2018	5,992,220.42	6,065,612.02	5,992,220.42
Subtotal					6,153,237.70	1.882				6,032,458.12	6,105,849.72	6,032,458.12
Scudder Falls Insurance Reserv												
38145C752	10506	01SFIR	Goldman Sachs Ila Fed Port	Amort	383.40	0.001		100.000	08/31/2018	383.40	383.40	383.40
9128282K5	10507	01SFIR	U.S. Treasury	Fair	4,054,000.00	1.270	07/31/2019	98.938	08/31/2018	4,010,946.52	4,057,821.11	4,010,946.52
Subtotal					4,054,383.40	1.269				4,011,329.92	4,058,204.51	4,011,329.92
Debt Service Reserve 2005A												
38145C752	10110	05DSRF05	Goldman Sachs Ila Fed Port	Amort	20,602.23	1.015		100.000	08/31/2018	20,602.23	20,602.23	20,602.23
3133EFKW6	10379	05DSRF05	Federal Farm Credit Bank	Fair	1,991,000.00	1.030	10/26/2018	99.830	08/31/2018	1,987,615.30	1,990,940.10	1,987,615.30
912796PP8	10551	05DSRF05	U.S. Treasury	Fair	993,000.00	1.888	01/31/2019	98.024	08/31/2018	973,380.48	985,295.98	973,380.48

Portfolio DRJ
AP
IC (PRE_IC) 7.1.1
Report Ver. 7.3.2

**Delaware River Joint TBC
Investment Classification
August 31, 2018**

Page 3

CUSIP	Investment #	Fund	Issuer	Investment Class	Par Value	YTM	Maturity Date	Market Price	Market Date	Market Value	Book Value	Reported Value
				Subtotal	3,004,602.23	1.310				2,981,598.01	2,996,838.31	2,981,598.01
Capitalized Interest Acc 2017												
38145C752	10423	06CAPINT1	Goldman Sachs Ila Fed Port	Amort	106,602.08	1.015	12/31/2018	100.000	08/31/2018	106,602.08	106,602.08	106,602.08
912828U99	10533	06CAPINT1	U.S. Treasury	Fair	6,084,000.00	1.809	12/31/2018	99.706	08/31/2018	6,046,171.84	6,052,915.30	6,046,171.84
				Subtotal	6,170,602.08	1.795				6,152,773.92	6,159,517.38	6,152,773.92
Construction Fund 2017												
38145C752	10424	06CF17	Goldman Sachs Ila Fed Port	Amort	0.00	0.001		100.000	08/31/2018	0.00	0.00	0.00
PAINVEST	10463	06CF17	PA Invest	Amort	15,018,509.86	2.029		100.000	08/31/2018	15,018,509.86	15,018,509.86	15,018,509.86
912828L40	10538	06CF17	U.S. Treasury	Fair	5,000,000.00	1.739	09/15/2018	99.972	08/31/2018	4,998,600.00	4,998,602.70	4,998,600.00
8010M3JM3	10578	06CF17	Sanofi	Fair	5,000,000.00	2.267	09/21/2018	99.231	08/31/2018	4,961,562.50	4,993,750.00	4,961,562.50
912828T42	10528	06CF17	U.S. Treasury	Fair	20,000,000.00	1.594	09/30/2018	99.913	08/31/2018	19,982,600.00	19,986,734.17	19,982,600.00
88602UK41	10581	06CF17	Thunder Bay Funding LLC CP	Fair	5,000,000.00	2.297	10/04/2018	99.227	08/31/2018	4,961,366.67	4,989,550.00	4,961,366.67
3137EAD7	10513	06CF17	Federal Home Loan Mtg Corp	Fair	5,000,000.00	1.464	10/12/2018	99.874	08/31/2018	4,993,700.00	4,996,678.19	4,993,700.00
912828L81	10539	06CF17	U.S. Treasury	Fair	5,000,000.00	1.778	10/15/2018	99.874	08/31/2018	4,994,616.37	4,994,616.37	4,993,700.00
67983UKR3	10571	06CF17	Old Line Funding LLC	Fair	3,000,000.00	2.522	10/25/2018	98.754	08/31/2018	2,962,637.50	2,988,975.00	2,962,637.50
912828T83	10522	06CF17	U.S. Treasury	Fair	15,000,000.00	1.465	10/31/2018	99.802	08/31/2018	14,970,300.00	14,982,566.35	14,970,300.00
19121BLE7	10559	06CF17	Coca Cola	Fair	8,000,000.00	2.216	11/14/2018	98.495	08/31/2018	7,879,600.00	7,964,644.44	7,879,600.00
03785ELK8	10579	06CF17	Apple Inc	Fair	5,000,000.00	2.294	11/19/2018	98.921	08/31/2018	4,946,087.50	4,975,093.06	4,946,087.50
89233HLK8	10577	06CF17	TOYOTA Motor Credit CP	Fair	5,000,000.00	2.388	11/19/2018	98.806	08/31/2018	4,940,344.44	4,974,105.55	4,940,344.44
17177MLM2	10595	06CF17	CIESCO LLC	Fair	4,000,000.00	2.263	11/21/2018	99.387	08/31/2018	3,975,500.00	3,979,750.00	3,975,500.00
912828U40	10542	06CF17	U.S. Treasury	Fair	5,000,000.00	1.848	11/30/2018	99.737	08/31/2018	4,986,850.00	4,989,673.58	4,986,850.00
59157UJMA5	10596	06CF17	METLIFE	Fair	4,000,000.00	2.246	12/10/2018	99.275	08/31/2018	3,971,010.00	3,975,222.22	3,971,010.00
64105HMA7	10560	06CF17	Nestle Capital Corp CP	Fair	7,000,000.00	2.320	12/10/2018	98.312	08/31/2018	6,881,875.00	6,956,250.00	6,881,875.00
89233HMD3	10597	06CF17	TOYOTA Motor Credit CP	Fair	4,700,000.00	2.327	12/13/2018	99.242	08/31/2018	4,664,413.17	4,668,936.92	4,664,413.17
88602UMH0	10584	06CF17	Thunder Bay Funding LLC CP	Fair	3,600,000.00	2.501	12/17/2018	98.751	08/31/2018	3,555,045.00	3,573,999.00	3,555,045.00
89233HJMJO	10580	06CF17	TOYOTA Motor Credit CP	Fair	5,000,000.00	2.428	12/18/2018	98.688	08/31/2018	4,934,444.44	4,964,800.00	4,934,444.44
36960MMU4	10594	06CF17	General Elec Cap Corp	Fair	6,700,000.00	2.413	12/28/2018	99.017	08/31/2018	6,634,168.78	6,647,512.95	6,634,168.78
912828U99	10492	06CF17	U.S. Treasury	Fair	10,000,000.00	1.303	12/31/2018	99.706	08/31/2018	9,970,600.00	9,998,256.21	9,970,600.00
17177MNF5	10589	06CF17	CIESCO LLC	Fair	6,900,000.00	2.536	01/15/2019	98.754	08/31/2018	6,814,066.25	6,836,136.67	6,814,066.25
19121BNJ4	10570	06CF17	Coca Cola	Fair	4,000,000.00	2.483	01/18/2019	98.192	08/31/2018	3,927,700.00	3,962,778.89	3,927,700.00
912828V56	10543	06CF17	U.S. Treasury	Fair	5,000,000.00	1.925	01/31/2019	99.547	08/31/2018	4,977,350.00	4,983,570.22	4,977,350.00
89233HPE8	10585	06CF17	TOYOTA Motor Credit CP	Fair	3,000,000.00	2.513	02/14/2019	98.393	08/31/2018	2,951,810.00	2,966,246.67	2,951,810.00
19121BPL7	10568	06CF17	Coca Cola	Fair	6,000,000.00	2.506	02/20/2019	97.927	08/31/2018	5,875,665.00	5,930,340.00	5,875,665.00
3137EADZ9	10512	06CF17	Federal Home Loan Mtg Corp	Fair	6,000,000.00	1.548	04/15/2019	99.254	08/31/2018	5,955,240.00	5,984,436.18	5,955,240.00
3130ACL93	10519	06CF17	Federal Home Loan Bank	Fair	3,000,000.00	1.599	04/26/2019	99.462	08/31/2018	2,983,860.00	2,998,023.36	2,983,860.00

Portfolio DRJ
AP
IC (PRF_IC) 7.1.1
Report Ver. 7.3.2

Delaware River Joint TBC
Investment Classification
August 31, 2018

Page 4

CUSIP	Investment #	Fund	Issuer	Investment Class	Par Value	YTM	Maturity Date	Market Price	Market Date	Market Value	Book Value	Reported Value
Construction Fund 2017												
912828ST8	10489	06CF17	U.S. Treasury	Fair	10,000,000.00	1.338	04/30/2019	99.293	08/31/2018	9,929,300.00	9,994,218.13	9,929,300.00
912828R44	10521	06CF17	U.S. Treasury	Fair	13,000,000.00	1.552	05/15/2019	98.979	08/31/2018	12,867,270.00	12,939,055.26	12,867,270.00
3130ABF92	10514	06CF17	Federal Home Loan Bank	Fair	6,000,000.00	1.528	05/28/2019	99.271	08/31/2018	5,956,260.00	5,993,303.75	5,956,260.00
3130A8DB6	10520	06CF17	Federal Home Loan Bank	Fair	14,000,000.00	1.600	06/21/2019	99.008	08/31/2018	13,861,120.00	13,946,951.63	13,861,120.00
3130ACJ96	10511	06CF17	Federal Home Loan Bank	Fair	5,000,000.00	1.597	06/28/2019	99.262	08/31/2018	4,963,100.00	4,996,098.52	4,963,100.00
3137EABE1	10515	06CF17	Federal Home Loan Mtg Corp	Fair	6,000,000.00	1.572	07/19/2019	98.667	08/31/2018	5,920,020.00	5,963,714.63	5,920,020.00
912828TH3	10491	06CF17	U.S. Treasury	Fair	10,000,000.00	1.342	07/31/2019	98.612	08/31/2018	9,861,200.00	9,958,131.66	9,861,200.00
Subtotal					243,918,509.86	1.865				242,026,876.11	243,071,032.14	242,026,876.11
Debt Service Reserve Fund 12A												
38145C752	10260	06DSRF12A	Goldman Sachs Ila Fed Port	Amort	25,471.85	1.015		100.000	08/31/2018	25,471.85	25,471.85	25,471.85
3133EFKW6	10381	06DSRF12A	Federal Farm Credit Bank	Fair	1,866,000.00	1.030	10/26/2018	99.830	08/31/2018	1,862,827.80	1,865,943.86	1,862,827.80
912796PP8	10552	06DSRF12A	U.S. Treasury	Fair	1,003,000.00	1.888	01/31/2019	98.024	08/31/2018	983,182.90	995,218.39	983,182.90
Subtotal					2,894,471.85	1.323				2,871,482.55	2,886,634.10	2,871,482.55
Debt Service Reserve Fund 2015												
38145C752	10349	06DSRF15	Goldman Sachs Ila Fed Port	Amort	82,633.85	1.015		100.000	08/31/2018	82,633.85	82,633.85	82,633.85
3133EFKW6	10380	06DSRF15	Federal Farm Credit Bank	Fair	1,103,000.00	1.029	10/26/2018	99.830	08/31/2018	1,101,124.90	1,102,966.81	1,101,124.90
3133EFKW6	10382	06DSRF15	Federal Farm Credit Bank	Fair	3,000,000.00	1.030	10/26/2018	99.830	08/31/2018	2,994,900.00	2,999,909.74	2,994,900.00
912796PP8	10553	06DSRF15	U.S. Treasury	Fair	5,708,000.00	1.888	01/31/2019	98.024	08/31/2018	5,595,222.34	5,663,715.43	5,595,222.34
Subtotal					9,893,633.85	1.521				9,773,881.09	9,849,225.83	9,773,881.09
Debt Service Reserve Fund 2017												
38145C752	10425	06DSRF17	Goldman Sachs Ila Fed Port	Amort	316,648.24	1.015		100.000	08/31/2018	316,648.24	316,648.24	316,648.24
912796PP8	10549	06DSRF17	U.S. Treasury	Fair	30,563,000.00	1.879	01/31/2019	98.024	08/31/2018	29,959,141.63	30,327,107.99	29,959,141.63
912796PP8	10554	06DSRF17	U.S. Treasury	Fair	366,000.00	1.888	01/31/2019	98.024	08/31/2018	358,768.64	363,160.45	358,768.64
Subtotal					31,245,648.24	1.870				30,634,558.51	31,006,916.68	30,634,558.51
Total					542,379,363.22	1.831				538,433,234.28	540,639,706.80	538,433,234.28

DELAWARE RIVER JOINT TOLL BRIDGE COMMISSION
Meeting of September 24, 2018
TOLL TRAFFIC AND REVENUE STATISTICS (August, 2018)

Summary: The Commission experienced an increase in total toll revenue for August 2018 in comparison to the August 2017 traffic and revenue statistics. Total toll traffic however, reflected a decrease for the month. *[It should be noted that for 2017, increases in commercial traffic through-out the Commission and passenger traffic in the Southern Region were directly related to the closure of the Delaware River Turnpike Bridge from January 21st, thru March 10th].*

Analysis of August 2018 / August 2017 toll revenue data comparison:

- An overall toll revenue increase of 0.44 percent was recorded at the Commission's seven toll bridges for the month of August.
- Commercial-vehicle toll revenue reflected a 0.98 percent increase for the month.
- Passenger-vehicle toll revenue generated a 0.96 percent decrease for the month.

Analysis of August 2018 / August 2017 traffic data comparison:

- Total toll traffic decreased by 12,672 vehicles, or 0.33 percent for the month.
- Commercial-vehicle traffic increased by 14,777 vehicles, or 2.90 percent.
- Passenger-vehicle toll traffic decreased by 27,449 vehicles, or 0.81 percent.
- Average daily toll traffic for the Commission's seven toll bridges for August 2018 was 124,658 total vehicles as compared to 125,067 total vehicles in August 2017.
- Total recorded westbound traffic volume at the 11 vehicular toll supported bridges for August 2018 decreased by 111,090 vehicles, or 4.03 percent as compared to the month of August 2017.

Traffic analysis for 2018 YTD:

- Total YTD toll traffic for the seven toll bridges is reflecting a 2.46 percent decrease through the first eight months of 2018 as compared to the same period in 2017.
- Westbound traffic on the eleven toll supported bridges is reflecting a 3.25 percent decrease through the first eight months of 2018 when compared to last year.

REGION REVIEW

Southern Region

Total toll traffic at Trenton-Morrisville (TM) reflected a 3.85 percent increase for August 2018 as the result of increases of 22,473 cars and 9,386 trucks when compared to August 2017. At New Hope-Lambertville (NHL), a decreases of 6,455 cars and an increase of 2,453 trucks combined to generate a decrease in total toll traffic of 2.32 percent for August 2018 as compared to August 2017.

Central Region

The I-78 Toll Bridge experienced a decrease of 2.19 percent in total toll traffic for the month of August 2018 when compared to August 2017 as the result of the decrease of 29,532 cars and the increase of 4,351 trucks. At the Easton-Phillipsburg (EP) Toll Bridge, a decrease of 5,285 passenger vehicles and an increase of 2,126 trucks combined to generate a 0.65 percent decrease in total toll traffic for August 2018.

Northern Region

Portland-Columbia (PC) experienced a 3.61 percent increase in total toll traffic during August 2018 as a result of increases of 3,557 automobiles and 946 trucks compared to August 2017. At the Delaware Water Gap (DWG) Toll Bridge, decreases of 9,273 passenger vehicles and 4,746 trucks combined to generate an over-all decrease of 1.42 percent in total toll traffic for August 2018 as compared to August 2017. At Milford-Montague (MM), the decrease of 2,934 passenger vehicles and the increase of 261 trucks produced a 2.02 percent decrease in total toll traffic for the month of August 2018 compared to August 2017.

E-ZPass Penetration Rates

The table below provides a comparison of the *E-ZPass* penetration rates for the Commission's seven (7) toll bridges for the months of August, 2018 and August, 2017, and the year-to-date periods ending August 31, 2018 and August 31, 2017.

		<i>E-ZPass</i> PENETRATION RATES					
		AUG. 2018	AUG. 2017	Change in Monthly Percentage	YTD 2018	YTD 2017	Change in YTD Percentage
All Toll Bridges	Cars	69.97	68.11	1.86	69.27	66.64	2.63
	Trucks	88.91	85.97	2.94	88.66	85.82	2.84
	Total	72.54	70.52	2.02	72.01	69.27	2.74
Trenton - Morrisville	Cars	67.56	66.58	0.98	67.18	65.70	1.48
	Trucks	91.14	90.59	0.55	90.50	88.80	1.70
	Total	69.29	68.14	1.15	68.76	67.28	1.48
New Hope - Lambertville	Cars	82.61	81.02	1.59	82.85	80.87	1.98
	Trucks	86.56	82.46	4.10	84.59	82.21	2.38
	Total	82.89	81.09	1.80	82.95	80.95	2.00
I-78	Cars	71.94	69.84	2.10	71.32	67.48	3.84
	Trucks	89.19	86.59	2.60	88.88	86.56	2.32
	Total	76.11	73.74	2.37	75.94	72.30	3.64
Easton - Phillipsburg	Cars	68.79	67.71	1.08	68.96	67.12	1.84
	Trucks	83.48	80.37	3.11	83.29	80.62	2.67
	Total	69.66	68.40	1.26	69.76	67.84	1.92
Portland - Columbia	Cars	64.17	62.54	1.63	63.29	61.36	1.93
	Trucks	92.09	89.74	2.35	91.20	86.83	4.37
	Total	66.40	64.59	1.81	65.47	63.19	2.28
Delaware Water Gap	Cars	70.02	66.91	3.11	68.42	65.00	3.42
	Trucks	88.67	86.23	2.44	88.87	84.47	4.40
	Total	72.60	69.63	2.97	71.56	67.90	3.66
Milford - Montague	Cars	65.58	63.34	2.24	63.28	60.65	2.63
	Trucks	79.54	76.69	2.85	79.03	73.86	5.17
	Total	65.99	63.70	2.29	63.71	61.01	2.70

DELAWARE RIVER JOINT TOLL BRIDGE COMMISSION

ALL TOLL BRIDGES

COMPARATIVE STATEMENT OF TOLL TRAFFIC AND REVENUE

AUGUST 2018									
JANUARY 1, 2017			JANUARY 1, 2018			MONTH OF		MONTH OF	
AUGUST 31, 2017			AUGUST 31, 2018			AUGUST 2018		AUGUST 2017	
243 DAYS			243 DAYS			31 DAYS		31 DAYS	
NUMBER OF VEHICLES	TOTAL REVENUE	NUMBER OF VEHICLES	TOTAL REVENUE	VEHICLE CLASS	NUMBER OF VEHICLES	TOTAL REVENUE	NUMBER OF VEHICLES	TOTAL REVENUE	
23,786,876	\$ 23,953,006.00	23,096,965	\$ 23,240,768.00	Passenger	3,340,774	\$ 3,366,593.00	3,368,223	\$ 3,392,115.00	
-	(854,803.68)	-	(826,337.65)	Discounts *	-	(94,197.75)	-	(87,959.40)	
23,786,876	\$ 23,098,202.32	23,096,965	\$ 22,414,430.35	TOTAL PASSENGER	3,340,774	\$ 3,272,395.25	3,368,223	\$ 3,304,155.60	
581,097	3,742,471.20	569,649	3,667,832.35	2-Axle Trucks	86,498	557,100.70	74,540	480,214.15	
326,573	3,864,489.60	309,075	3,657,909.60	3-Axle Trucks	50,297	594,912.00	45,177	534,427.20	
330,982	5,205,148.80	346,276	5,448,124.80	4-Axle Trucks	50,872	801,230.40	49,958	786,616.00	
2,476,665	48,541,738.00	2,498,676	48,953,986.00	5-Axle Trucks	325,174	6,369,370.00	328,755	6,448,596.00	
73,380	1,706,565.61	77,193	1,801,228.80	6-Axle Trucks	10,378	242,054.40	10,231	238,809.60	
3,635	100,339.60	3,297	98,024.60	7-Axle Trucks	419	12,646.80	200	5,563.60	
1	88.30	-	-	Permits	-	-	-	-	
3,792,333	\$ 63,160,841.11	3,804,166	\$ 63,627,106.15	TOTAL TRUCKS	523,638	\$ 8,577,314.30	508,861	\$ 8,494,226.55	
27,579,209	\$ 86,259,043.43	26,901,131	\$ 86,041,536.50	TOTAL TOLL VEHICLES	3,864,412	11,849,709.55	3,877,084	11,798,382.15	
113,495	\$ 354,975.49	110,704	\$ 354,080.40	DAILY AVERAGE	124,658	\$ 382,248.70	125,067	\$ 380,592.97	
Rate Change				Rate Change					
Traffic (toll)				Traffic (toll)					
Autos				Autos					
Trucks				Trucks					
Revenue				Revenue					
Autos				Autos					
Trucks				Trucks					
				</					

Rate Change	
Traffic (toll)	
Autos	-2.46%
Trucks	-2.90%
Revenue	0.31%
Autos	-0.25%
Trucks	-2.96%
	0.74%

Rate Change	
Traffic (toll)	
Autos	-0.33%
Trucks	-0.81%
Revenue	2.90%
Autos	0.44%
Trucks	-0.96%
	0.98%

* Discounts represents rebates for commuter discounts earned when a customer crosses the Commission's bridges 20 times in a 35 day period, as well as discounts for employee's, and Commission vehicle's non-revenue crossings.

NOTE: In 2017, traffic and revenue was positively affected by the closure of the Delaware River Turnpike Bridge from Jan. 21, 2017 through March 10, 2017.

DELAWARE RIVER JOINT TOLL BRIDGE COMMISSION

TRENTON - MORRISVILLE TOLL BRIDGE

COMPARATIVE STATEMENT OF TOLL TRAFFIC AND REVENUE

AUGUST 2018

JANUARY 1, 2017 AUGUST 31, 2017 243 DAYS			JANUARY 1, 2018 AUGUST 31, 2018 243 DAYS			MONTH OF AUGUST 2018 31 DAYS			MONTH OF AUGUST 2017 31 DAYS		
NUMBER OF VEHICLES	TOTAL REVENUE		NUMBER OF VEHICLES	TOTAL REVENUE	VEHICLE CLASS	NUMBER OF VEHICLES	TOTAL REVENUE		NUMBER OF VEHICLES	TOTAL REVENUE	
5,927,594	\$ 5,952,236.00 (176,868.34)		5,795,746	\$ 5,914,828.00 (177,269.44)	Passenger Discounts *	796,265	\$ 796,323.00 (20,375.08)		773,792	\$ 776,462.00 (18,140.42)	
5,927,594	\$ 5,775,367.66		5,795,746	\$ 5,637,558.56	TOTAL PASSENGER	796,265	\$ 778,947.92		773,792	\$ 758,321.58	
133,311	860,319.20		113,883	735,127.90	2-Axle Trucks	19,947	126,809.20		12,461	80,455.05	
71,567	852,081.60		79,212	943,161.60	3-Axle Trucks	11,804	140,362.80		9,313	110,916.00	
69,919	1,106,124.80		62,040	982,312.00	4-Axle Trucks	8,541	135,088.00		9,954	157,425.80	
157,571	3,093,936.00		165,225	3,244,076.00	5-Axle Trucks	22,448	440,602.00		21,701	425,778.00	
1,548	36,307.21		1,576	37,214.40	6-Axle Trucks	250	5,892.00		177	4,188.00	
137	3,910.40		158	4,428.80	7-Axle Trucks	13	361.20		11	308.00	
-	-		-	-	Permits	-	-		-	-	
434,053	\$ 5,952,679.21		422,094	\$ 5,946,320.70	TOTAL TRUCKS	63,003	\$ 851,115.20		53,617	\$ 779,070.85	
6,361,647	\$ 11,728,046.87		6,217,840	\$ 11,583,879.26	TOTAL TOLL VEHICLES	859,268	\$ 1,630,063.12		827,409	\$ 1,537,392.23	
26,180	\$ 48,263.57		25,588	\$ 47,670.29	DAILY AVERAGE	27,718	\$ 52,582.68		26,691	\$ 49,593.30	

Rate Change	
Traffic (toll)	
Autos	-2.26%
Trucks	-2.22%
Revenue	-2.76%
Autos	-1.23%
Trucks	-2.39%
	-0.11%

Rate Change	
Traffic (toll)	
Autos	3.85%
Trucks	2.90%
Revenue	17.51%
Autos	6.03%
Trucks	2.72%
	9.25%

* Discounts represents rebates for commuter discounts earned when a customer crosses the Commission's bridges 20 times in a 35 day period, as well as discounts for employee's and Commission vehicle's non-revenue crossings.

DELAWARE RIVER JOINT TOLL BRIDGE COMMISSION

NEW HOPE - LAMBERTVILLE TOLL BRIDGE

COMPARATIVE STATEMENT OF TOLL TRAFFIC AND REVENUE

AUGUST 2018

JANUARY 1, 2017 AUGUST 31, 2017 243 DAYS			JANUARY 1, 2018 AUGUST 31, 2018 243 DAYS			AUGUST 2018			MONTH OF AUGUST 2018 31 DAYS			MONTH OF AUGUST 2017 31 DAYS		
NUMBER OF VEHICLES	TOTAL REVENUE		NUMBER OF VEHICLES	TOTAL REVENUE		VEHICLE CLASS	NUMBER OF VEHICLES	TOTAL REVENUE	NUMBER OF VEHICLES	TOTAL REVENUE		NUMBER OF VEHICLES	TOTAL REVENUE	
1,214,976	\$ 1,223,236.00		1,177,741	\$ 1,184,694.00		Passenger	156,501	\$ 157,733.00	162,956	\$ 163,964.00		162,956	\$ 163,964.00	
	(51,644.97)			(50,116.13)		Discounts *		(5,439.27)		(5,381.32)			(5,381.32)	
1,214,976	\$ 1,171,591.03		1,177,741	\$ 1,134,577.87		TOTAL PASSENGER	156,501	\$ 152,293.73	162,956	\$ 158,582.68		162,956	\$ 158,582.68	
31,123	200,858.45		30,452	196,446.25		2-Axle Trucks	5,918	38,201.80	3,531	22,798.75		3,531	22,798.75	
14,343	170,864.40		12,016	143,104.80		3-Axle Trucks	1,715	20,442.00	1,855	22,052.40		1,855	22,052.40	
5,148	80,084.80		7,027	109,668.80		4-Axle Trucks	966	15,060.80	831	12,993.60		831	12,993.60	
23,873	489,790.00		23,506	484,716.00		5-Axle Trucks	3,134	61,650.00	3,121	61,418.00		3,121	61,418.00	
670	15,340.80		833	19,058.40		6-Axle Trucks	141	3,223.20	87	1,951.20		87	1,951.20	
23	641.20		31	865.20		7-Axle Trucks	7	196.00	3	84.00		3	84.00	
						Permits	-	-	-	-		-	-	
75,180	\$ 937,579.65		73,965	\$ 933,859.45		TOTAL TRUCKS	11,881	\$ 138,773.80	9,428	\$ 121,297.95		9,428	\$ 121,297.95	
1,290,156	\$ 2,109,170.68		1,251,706	\$ 2,068,437.32		TOTAL TOLL VEHICLES	168,382	\$ 291,067.53	172,384	\$ 279,880.63		172,384	\$ 279,880.63	
5,309	\$ 8,679.71		5,151	\$ 8,512.09		DAILY	5,432	\$ 9,389.28	5,561	\$ 9,028.41		5,561	\$ 9,028.41	

Rate Change	
Traffic (toll)	
Autos	-2.98%
Trucks	-3.06%
Revenue	-1.62%
Autos	-1.93%
Trucks	-3.16%
	-0.40%

Rate Change	
Traffic (toll)	
Autos	-2.32%
Trucks	-3.96%
Revenue	26.02%
Autos	4.00%
Trucks	-3.97%
	14.41%

* Discounts represents rebates for commuter discounts earned when a customer crosses the Commission's bridges 20 times in a 35 day period, as well as discounts for employee's and Commission vehicle's non-revenue crossings.

DELAWARE RIVER JOINT TOLL BRIDGE COMMISSION

178 TOLL BRIDGE

COMPARATIVE STATEMENT OF TOLL TRAFFIC AND REVENUE

AUGUST 2018

JANUARY 1, 2017 AUGUST 31, 2017 243 DAYS				JANUARY 1, 2018 AUGUST 31, 2018 243 DAYS				MONTH OF AUGUST 2018 31 DAYS				MONTH OF AUGUST 2017 31 DAYS					
NUMBER OF VEHICLES		TOTAL REVENUE		NUMBER OF VEHICLES		TOTAL REVENUE		VEHICLE CLASS		NUMBER OF VEHICLES		TOTAL REVENUE		NUMBER OF VEHICLES		TOTAL REVENUE	
5,999,901	\$	6,054,125.00 (252,633.91)		5,687,946	\$	5,734,591.00 (242,429.15)		Passenger Discounts *		853,807	\$	862,233.00 (27,996.69)		883,339	\$	891,599.00 (26,260.18)	
5,999,901	\$	5,801,491.09		5,687,946	\$	5,492,161.85		TOTAL PASSENGER		853,807	\$	834,236.31		883,339	\$	865,338.82	
198,720		1,278,091.75		193,083		1,241,033.30		2-Axle Trucks		27,123		174,301.40		28,844		185,612.70	
128,779		1,520,581.20		102,265		1,206,118.80		3-Axle Trucks		13,942		164,574.00		16,085		189,981.60	
135,175		2,115,132.80		156,093		2,447,859.20		4-Axle Trucks		22,079		346,862.40		19,530		306,414.40	
1,509,599		29,568,928.00		1,525,792		29,872,536.00		5-Axle Trucks		201,750		3,951,208.00		196,448		3,853,646.00	
48,147		1,119,141.60		50,606		1,180,440.00		6-Axle Trucks		6,930		161,584.80		6,690		156,410.40	
2,795		76,859.20		1,990		59,168.80		7-Axle Trucks		238		7,244.40		114		3,175.20	
1		86.30						Permits									
2,023,216	\$	35,676,822.85		2,029,829	\$	36,007,156.10		TOTAL TRUCKS		272,062	\$	4,805,775.00		267,711	\$	4,695,240.30	
8,023,117	\$	41,478,313.94		7,717,775	\$	41,499,317.95		TOTAL TOLL VEHICLES		1,125,869	\$	5,640,011.31		1,151,050	\$	5,560,579.12	
33,017	\$	170,692.65		31,760	\$	170,779.09		DAILY AVERAGE		36,318	\$	181,935.85		37,131	\$	179,373.52	
Rate Change																Rate Change	
Traffic (toll)																Traffic (toll)	
Autos																Autos	
Trucks																Trucks	
Revenue																Revenue	
Autos																Autos	
Trucks																Trucks	

Rate Change Traffic (toll)	
Autos	-3.81%
Trucks	-5.20%
Revenue	0.33%
Autos	0.05%
Trucks	-5.33%
	0.93%

Rate Change Traffic (toll)	
Autos	-2.19%
Trucks	-3.34%
Revenue	1.63%
Autos	1.43%
Trucks	-3.59%
	2.35%

* Discounts represents rebates for commuter discounts earned when a customer crosses the Commission's bridges 20 times in a 35 day period, as well as discounts for employee's and Commission vehicle's non-revenue crossings.

DELAWARE RIVER JOINT TOLL BRIDGE COMMISSION

EASTON - PHILLIPSBURG TOLL BRIDGE

COMPARATIVE STATEMENT OF TOLL TRAFFIC AND REVENUE

AUGUST 2018

JANUARY 1, 2017 AUGUST 31, 2017 243 DAYS				JANUARY 1, 2018 AUGUST 31, 2018 243 DAYS				MONTH OF AUGUST 2018 31 DAYS				MONTH OF AUGUST 2017 31 DAYS					
NUMBER OF VEHICLES		TOTAL REVENUE		NUMBER OF VEHICLES		TOTAL REVENUE		VEHICLE CLASS		NUMBER OF VEHICLES		TOTAL REVENUE		NUMBER OF VEHICLES		TOTAL REVENUE	
3,379,852		\$ 3,398,108.00 (116,163.92)		3,364,998		\$ 3,382,626.00 (107,136.22)		Passenger Discounts *		453,072		\$ 456,021.00 (12,215.89)		458,357		\$ 461,284.00 (11,940.14)	
3,379,852		\$ 3,281,944.08		3,364,998		\$ 3,275,489.78		TOTAL PASSENGER		453,072		\$ 443,805.11		458,357		\$ 449,343.86	
57,287		370,191.90		65,339		421,907.85		2-Axle Trucks		10,011		64,669.15		7,105		45,917.30	
23,638		280,666.80		24,517		290,995.20		3-Axle Trucks		3,264		38,791.20		4,145		49,220.40	
21,161		335,547.20		21,507		341,385.60		4-Axle Trucks		3,063		48,572.80		2,831		44,932.80	
88,120		1,729,274.00		87,966		1,727,360.00		5-Axle Trucks		11,958		234,948.00		12,120		238,292.00	
928		21,907.20		901		21,453.60		6-Axle Trucks		165		3,926.40		136		3,242.40	
25		696.40		25		704.00		7-Axle Trucks		3		88.00		1		28.00	
191,159		\$ 2,738,283.50		200,245		\$ 2,803,806.25		TOTAL TRUCKS		28,464		\$ 390,995.55		26,338		\$ 381,632.90	
3,571,011		\$ 6,020,227.58		3,565,243		\$ 6,079,296.03		TOTAL TOLL VEHICLES		481,536		\$ 834,800.66		484,695		\$ 830,976.76	
14,696		\$ 24,774.60		14,672		\$ 25,017.68		DAILY AVERAGE		15,533		\$ 26,929.05		15,635		\$ 26,805.70	
Rate Change				Rate Change				Rate Change				Rate Change					
Traffic (toll)				Traffic (toll)				Traffic (toll)				Traffic (toll)					
Autos				Autos				Autos				Autos					
Trucks				Trucks				Trucks				Trucks					
Revenue				Revenue				Revenue				Revenue					
Autos				Autos				Autos				Autos					
Trucks				Trucks				Trucks				Trucks					

Rate Change	
Traffic (toll)	-0.16%
Autos	-0.44%
Trucks	4.75%
Revenue	0.98%
Autos	-0.20%
Trucks	2.39%

Rate Change	
Traffic (toll)	-0.65%
Autos	-1.15%
Trucks	8.07%
Revenue	0.46%
Autos	-1.23%
Trucks	2.45%

* Discounts represents rebates for commuter discounts earned when a customer crosses the Commission's bridges 20 times in a 35 day period, as well as discounts for employee's and Commission vehicle's non-revenue crossings.

DELAWARE RIVER JOINT TOLL BRIDGE COMMISSION

PORTLAND - COLUMBIA TOLL BRIDGE

COMPARATIVE STATEMENT OF TOLL TRAFFIC AND REVENUE

AUGUST 2018

JANUARY 1, 2017 AUGUST 31, 2017 243 DAYS				JANUARY 1, 2018 AUGUST 31, 2018 243 DAYS				MONTH OF AUGUST 2018 31 DAYS				MONTH OF AUGUST 2017 31 DAYS					
NUMBER OF VEHICLES		TOTAL REVENUE		NUMBER OF VEHICLES		TOTAL REVENUE		VEHICLE CLASS		NUMBER OF VEHICLES		TOTAL REVENUE		NUMBER OF VEHICLES		TOTAL REVENUE	
784,048	\$	791,636.00		801,955	\$	809,183.00		Passenger		118,916	\$	120,166.00		115,359	\$	116,562.00	
		(31,367.67)				(31,961.41)		Discounts *				(3,057.43)				(2,957.13)	
784,048	\$	760,268.33		801,955	\$	777,221.59		TOTAL PASSENGER		118,916	\$	117,108.57		115,359	\$	113,604.87	
12,853		83,201.30		13,258		85,742.15		2-Axle Trucks		1,918		12,424.75		1,480		9,598.55	
6,395		76,150.80		5,314		63,400.80		3-Axle Trucks		873		10,402.80		870		10,342.80	
18,456		294,288.00		24,681		392,299.20		4-Axle Trucks		3,991		63,478.40		3,584		57,092.80	
22,956		453,834.00		24,386		482,440.00		5-Axle Trucks		3,527		69,736.00		3,418		67,518.00	
294		7,020.00		411		9,765.60		6-Axle Trucks		25		597.60		36		859.20	
12		333.20		16		445.20		7-Axle Trucks		1		28.00		1		28.00	
-								Permits									
60,966	\$	914,827.30		68,066	\$	1,034,092.95		TOTAL TRUCKS		10,335	\$	156,667.55		9,389	\$	145,439.35	
845,014	\$	1,675,095.63		870,021	\$	1,811,314.54		TOTAL TOLL VEHICLES		129,251	\$	273,776.12		124,748	\$	259,044.22	
3,477	\$	6,893.40		3,580	\$	7,453.97		DAILY AVERAGE		4,169	\$	8,831.49		4,024	\$	8,356.27	
Rate Change				Rate Change				Rate Change				Rate Change					
Traffic (toll)				Traffic (toll)				Traffic (toll)				Traffic (toll)					
Autos				Autos				Autos				Autos					
Trucks				Trucks				Trucks				Trucks					
Revenue				Revenue				Revenue				Revenue					
Autos				Autos				Autos				Autos					
Trucks				Trucks				Trucks				Trucks					

Rate Change
Traffic (toll)
Autos 2.96%
Trucks 2.28%
Revenue 11.65%
Autos 8.13%
Trucks 2.23%
13.04%

Rate Change
Traffic (toll)
Autos 3.61%
Trucks 3.08%
Revenue 10.08%
Autos 5.69%
Trucks 3.08%
7.72%

* Discounts represents rebates for commuter discounts earned when a customer crosses the Commission's bridges 20 times in a 35 day period, as well as discounts for employee's and Commission vehicle's non-revenue crossings.

DELAWARE RIVER JOINT TOLL BRIDGE COMMISSION

DELAWARE WATER GAP TOLL BRIDGE

COMPARATIVE STATEMENT OF TOLL TRAFFIC AND REVENUE

AUGUST 2018

JANUARY 1, 2017 AUGUST 31, 2017 243 DAYS			JANUARY 1, 2018 AUGUST 31, 2018 243 DAYS			MONTH OF AUGUST 2018 31 DAYS			MONTH OF AUGUST 2017 31 DAYS		
NUMBER OF VEHICLES	TOTAL REVENUE	NUMBER OF VEHICLES	TOTAL REVENUE	VEHICLE CLASS	NUMBER OF VEHICLES	TOTAL REVENUE	NUMBER OF VEHICLES	TOTAL REVENUE	NUMBER OF VEHICLES	TOTAL REVENUE	
5,631,791	\$ 5,677,700.00 (195,110.88)	5,433,204	\$ 5,471,639.00 (187,963.96)	Passenger	836,689	\$ 844,104.00 (21,953.50)	845,962	\$ 852,603.00 (20,372.69)			
5,631,791	\$ 5,482,589.12	5,433,204	\$ 5,283,675.04	Discounts *	-	-	-	-			
				TOTAL PASSENGER	836,689	\$ 822,150.50	845,962	\$ 832,230.31			
135,143	867,945.00	141,375	908,473.15	2-Axle Trucks	19,370	124,430.80	19,523	125,492.25			
79,007	930,196.80	83,083	979,303.20	3-Axle Trucks	18,233	214,779.60	12,300	144,648.00			
79,243	1,244,011.20	73,197	1,147,009.60	4-Axle Trucks	11,982	188,179.20	12,801	200,961.60			
668,589	13,110,052.00	664,948	13,028,772.00	5-Axle Trucks	81,481	1,593,838.00	91,033	1,783,840.00			
21,725	505,221.60	22,776	531,139.20	6-Axle Trucks	2,849	66,398.40	3,091	71,822.40			
629	17,515.60	1,069	32,188.60	7-Axle Trucks Permits	156	4,701.20	69	1,915.20			
-	16,674,942.20	986,448	\$ 16,626,885.75	TOTAL TRUCKS	134,071	\$ 2,192,327.20	138,817	\$ 2,328,679.45			
6,616,127	\$ 22,157,531.32	6,419,652	\$ 21,910,560.79	TOTAL TOLL VEHICLES	970,760	\$ 3,014,477.70	984,779	\$ 3,160,909.76			
27,227	\$ 91,183.26	26,418	\$ 90,166.92	DAILY AVERAGE	31,315	\$ 97,241.22	31,767	\$ 101,964.83			
Rate Change Traffic (toll)	-2.97%						Rate Change Traffic (toll)	-1.42%			
Autos	-3.53%						Autos	-1.10%			
Trucks	0.21%						Trucks	-3.42%			
Revenue	-1.11%						Revenue	-4.63%			
Autos	-3.63%						Autos	-1.21%			
Trucks	-0.29%						Trucks	-5.86%			

Rate Change Traffic (toll)	-2.97%
Autos	-3.53%
Trucks	0.21%
Revenue	-1.11%
Autos	-3.63%
Trucks	-0.29%

Rate Change Traffic (toll)	-1.42%
Autos	-1.10%
Trucks	-3.42%
Revenue	-4.63%
Autos	-1.21%
Trucks	-5.86%

* Discounts represents rebates for commuter discounts earned when a customer crosses the Commission's bridges 20 times in a 35 day period, as well as discounts for employee's and Commission vehicle's non-revenue crossings.

MILFORD - MONTAGUE TOLL BRIDGE

AUGUST 2018

JANUARY 1, 2017 AUGUST 31, 2017 243 DAYS				JANUARY 1, 2018 AUGUST 31, 2018 243 DAYS				MONTH OF AUGUST 2018 31 DAYS				MONTH OF AUGUST 2017 31 DAYS			
NUMBER OF VEHICLES	TOTAL REVENUE	NUMBER OF VEHICLES	TOTAL REVENUE	NUMBER OF VEHICLES	TOTAL REVENUE	VEHICLE CLASS	NUMBER OF VEHICLES	TOTAL REVENUE	NUMBER OF VEHICLES	TOTAL REVENUE	NUMBER OF VEHICLES	TOTAL REVENUE			
848,714	\$ 855,965.00 (31,013.99)	835,375	\$ 843,207.00 (29,461.34)	835,375	\$ 813,745.66	Passenger Discounts *	125,524	\$ 127,013.00 (3,159.89)	128,458	\$ 129,641.00 (2,907.52)	128,458	\$ 129,641.00 (2,907.52)			
848,714	\$ 824,951.01	835,375	\$ 813,745.66	835,375	\$ 813,745.66	TOTAL PASSENGER	125,524	\$ 123,853.11	128,458	\$ 126,733.48	128,458	\$ 126,733.48			
12,660	81,863.60	12,259	79,101.75	12,259	79,101.75	2-Axle Trucks	2,211	14,263.60	1,596	10,339.55	1,596	10,339.55			
2,844	33,948.00	2,668	31,825.20	2,668	31,825.20	3-Axle Trucks	466	5,559.60	609	7,266.00	609	7,266.00			
1,890	29,960.00	1,731	27,590.40	1,731	27,590.40	4-Axle Trucks	250	3,988.80	427	6,795.20	427	6,795.20			
5,957	117,924.00	5,763	134,086.00	5,763	134,086.00	5-Axle Trucks	876	17,388.00	914	18,104.00	914	18,104.00			
68	1,627.20	90	2,157.60	90	2,157.60	6-Axle Trucks	18	432.00	14	336.00	14	336.00			
14	383.60	8	224.00	8	224.00	7-Axle Trucks	1	28.00	1	25.20	1	25.20			
-	-	-	-	-	-	Permits	-	-	-	-	-	-			
23,423	\$ 285,706.40	23,519	\$ 274,984.95	23,519	\$ 274,984.95	TOTAL TRUCKS	3,822	\$ 41,660.00	3,561	\$ 42,865.95	3,561	\$ 42,865.95			
872,137	\$ 1,090,657.41	858,894	\$ 1,088,730.61	858,894	\$ 1,088,730.61	TOTAL TOLL VEHICLES	129,346	\$ 165,513.11	132,019	\$ 169,599.43	132,019	\$ 169,599.43			
3,589	\$ 4,488.30	3,535	\$ 4,480.37	3,535	\$ 4,480.37	DAILY AVERAGE	4,172	\$ 5,339.13	4,259	\$ 5,470.95	4,259	\$ 5,470.95			
Rate Change Traffic (toll)	-1.52%								Rate Change Traffic (toll)	-2.02%					
Autos	-1.57%								Autos	-2.28%					
Trucks	0.41%								Trucks	7.33%					
Revenue	-0.18%								Revenue	-2.41%					
Autos	-1.36%								Autos	-2.27%					
Trucks	3.49%								Trucks	-2.81%					

* Discounts represents rebates for commuter discounts earned when a customer crosses the Commission's bridges 20 times in a 35 day period, as well as discounts for employee's and Commission vehicle's non-revenue crossings.

Delaware River Joint Toll Bridge Commission

Toll Supported Bridge - Westbound Traffic Counts

August 2018

Bridge	Westbound Volume					
	August 2018	August 2017	% Change	YTD 2018	YTD 2017	% Change
Lower Trenton	390,331	390,973	-0.16%	2,927,791	2,942,458	-0.50%
Calhoun Street ⁽³⁾	293,794	300,251	-2.15%	2,296,662	2,371,450	-3.15%
Scudder Falls ⁽¹⁾	949,535	1,032,062	-8.00%	7,373,484	7,764,810	-5.04%
Washington Crossing	116,991	106,464	9.89%	858,137	838,118	2.39%
New Hope-Lambertville ⁽²⁾	146,803	198,398	-26.01%	1,540,715	1,759,940	-12.46%
Centre Bridge - Stockton	83,656	85,213	-1.83%	591,136	587,971	0.54%
Uhlerstown - Frenchtown ⁽⁴⁾	71,449	71,896	-0.62%	593,028	548,817	8.06%
Upper Black Eddy - Milford	58,300	59,102	-1.36%	452,576	474,538	-4.63%
Riegelsville	54,397	50,245	8.26%	390,460	384,691	1.50%
Northampton Street	386,501	394,751	-2.09%	2,951,412	3,014,996	-2.11%
Riverton - Belvidere	93,320	66,812	39.68%	590,414	567,830	3.98%
Total	2,645,077	2,756,167	-4.03%	20,565,816	21,255,620	-3.25%

Notes:

1. Construction began in June 2017 under contract T-688A for the Scudder Falls Replacement Bridge.
2. Traffic Counts at NH-L were determined to be irregular. The sensor at the facility was recalibrated this month.
3. Data on 8/3, 8/14 & 8/15 was lost. Data on these dates is extrapolated using the average for that day of the week during the month of August
4. U-F counter appears to be inconsistent with past data. Engineering will be looking into the counter to verify its operating correctly.

Delaware River Joint Toll Bridge Commission
Toll Bridge - Two Way Traffic Counts
August 2018

Bridge	Total Volume (all classes)					
	August 2018	August 2017	% Change	YTD 2018	YTD 2017	% Change
Trenton - Morrisville	2,019,612	1,992,296	1.37%	14,821,908	15,071,115	-1.65%
New Hope - Lambertville	398,277	405,757	-1.84%	2,979,705	3,055,414	-2.48%
Interstate 78	2,250,631	2,362,195	-4.72%	15,829,847	16,495,269	-4.03%
Easton - Phillipsburg	1,180,283	1,150,190	2.62%	8,674,923	8,659,924	0.17%
Portland - Columbia	266,638	270,218	-1.32%	1,854,322	1,897,993	-2.30%
Delaware Water Gap	1,894,944	1,904,770	-0.52%	12,537,672	12,876,161	-2.63%
Milford - Montague	260,241	272,693	-4.57%	1,771,634	1,783,101	-0.64%
Total	8,270,626	8,358,119	-1.05%	58,470,011	59,838,977	-2.29%

Delaware River Joint Toll Bridge Commission **Toll Supported Bridge - Two Way Traffic Counts**

August 2018

Bridge	Total Volume				
	August 2018	August 2017	% Change	YTD 2018	YTD 2017
Lower Trenton	486,965	491,902	-1.00%	3,709,750	3,772,475
Calhoun Street ⁽³⁾	505,319	511,159	-1.14%	3,932,164	4,018,201
Scudder Falls ⁽¹⁾	1,710,731	1,870,566	-8.54%	12,879,807	14,442,502
Washington Crossing	193,851	191,718	1.11%	1,433,386	1,469,635
New Hope - Lambertville ⁽²⁾	356,798	381,959	-6.59%	3,215,106	3,160,074
Centre Bridge - Stockton	154,128	159,334	-3.27%	1,110,755	1,127,632
Uhlerstown - Frenchtown ⁽⁴⁾	169,384	142,075	19.22%	1,201,866	1,075,237
Upper Black Eddy-Milford	112,364	113,577	-1.07%	848,823	878,715
Riegelsville	103,320	107,782	-4.14%	789,266	801,276
Northampton Street	543,552	607,523	-10.53%	4,247,765	4,522,807
Riverton - Belvidere	156,200	154,803	0.90%	1,210,023	1,235,534
Total	4,492,612	4,732,398	-5.07%	34,578,710	36,504,088

Notes:

1. Construction began in June 2017 under contract T-688A for the Scudder Falls Replacement Bridge.
2. Traffic Counts at NH-L were determined to be irregular. The sensor at the facility was recalibrated this month.
3. Data on 8/3, 8/14 & 8/15 was lost. Data on these dates is extrapolated using the average for that day of the week during the month of August
4. U-F counter appears to be inconsistent with past data. Engineering will be looking into the counter to verify its operating correctly.

DELAWARE RIVER JOINT TOLL BRIDGE COMMISSION

Meeting of September 24, 2018

STATISTICAL SUMMARY OF EXPENDITURES

This includes reports entitled “**Budget vs Actual**” covering the month of August 2018 and the eight month year-to-date (“YTD”) operations of fiscal year 2018 relative to Toll Bridges, Toll Supported Bridges and Administration departments.

Total expense plus encumbrance totaled \$5,928,300 for the month of August. For the 2018 fiscal period, total expense plus encumbrances amounted to \$38,993,801 or 83.1% of the YTD operating budget.

Most of the expense line categories are within their normal line item budgets. Overtime wages are currently exceeding the YTD budget by \$33,089 or 10.6%, mainly due to first quarter snow removal related cost. Professional Services are exceeding their YTD operating budget by \$221,296 or 23.2% due to higher non-retainer legal fees.

The month of August was a three payroll month, which resulted in higher than usual monthly expense. This additional payroll was accounted for in the Commission’s year-to-date operating budget analysis. There were no other unusual expenses recorded during the month.

Delaware River Joint Toll Bridge Commission
Budget vs Actual
For the Eight Months Ending August 31, 2018

TOTAL COMMISSION

	Annual Budget 2018	YTD Budget 2018	Expended For The Month	Expended Year To Date	Encumbered	Remaining Annual Budget
Regular Employee Salaries	\$21,900,483	15,082,083	\$2,313,837	\$14,236,071	\$0	\$7,664,412
Part-Time Employee Wages	404,630	254,597	36,884	178,075	0	226,555
Summer Employee Wages	112,401	107,862	31,664	60,566	0	51,836
Overtime Wages	475,472	312,383	26,401	345,472	0	130,000
Pension Contributions	7,205,568	4,987,351	756,760	4,241,682	0	2,963,885
FICA Contributions	1,836,643	1,271,545	197,613	1,185,456	0	651,187
Regular Employee Healthcare Benefits	12,877,729	8,593,402	764,612	4,482,502	0	8,395,227
Life Insurance Benefits	220,328	146,885	18,360	146,139	0	74,190
Unemployment Compensation Benefits	44,100	33,075	41	29,548	0	14,552
Utility Expense	965,124	723,624	46,112	418,203	61,211	485,710
Office Expense	269,353	205,027	14,056	140,569	34,975	93,810
Telecommunication Expense	1,232,377	864,791	113,739	768,079	9,946	454,353
Information Technology Expense	596,984	415,682	15,942	233,236	73,698	290,051
Professional Development/Meetings	619,215	424,545	29,896	119,916	19,689	479,610
Vehicle Maintenance Expense and Fuel	461,701	400,296	33,709	221,631	116,979	123,090
Operations Maintenance Expense	1,523,264	1,229,919	77,920	746,690	193,282	583,292
ESS Operating Maintenance Expense	1,500,000	1,000,000	81,887	488,980	24,890	986,130
Commission Expense	22,050	14,700	4,778	14,694	0	7,356
Toll Collection Expense	75,291	50,194	7,996	35,226	22,456	17,610
Uniform Expense	105,622	69,073	7,976	44,433	19,242	41,946
Business Insurance	2,999,411	1,998,803	247,717	1,981,737	0	1,017,674
Licenses & Inspections Expense	10,878	6,272	1,014	4,856	0	6,022
Advertising	60,760	46,517	1,159	6,241	0	54,519
Professional Services	1,391,800	952,870	168,701	1,174,165	0	217,635
State Police Bridge Security	5,787,024	4,045,157	466,498	3,699,546	0	2,087,477
EZPass Equipment/Maintenance	1,327,094	884,729	97,042	776,334	0	550,760
General Contingency	300,000	200,000	0	0	0	300,000
EZPass Operating Expense	3,909,652	2,607,335	402,471	2,637,386	0	1,272,266
Total	\$68,234,954	\$46,928,717	\$5,964,787	\$38,417,434	\$576,367	\$29,241,153

Delaware River Joint Toll Bridge Commission
Budget vs Actual
For the Eight Months Ending August 31, 2018

ADMINISTRATION*

	Annual Budget 2018	YTD Budget 2018	Expended For The Month	Expended Year To Date	Encumbered	Remaining Annual Budget
Regular Employee Salaries	\$4,148,539	2,871,081	\$461,236	\$2,764,722	\$0	\$1,383,817
Summer Employee Wages	8,032	8,032	0	0	0	8,032
Overtime Wages	5,596	3,731	5	2,541	0	3,055
Pension Contributions	1,260,639	871,558	138,407	783,383	0	477,256
FICA Contributions	318,368	220,412	34,860	206,501	0	111,866
Regular Employee Healthcare Benefits	1,557,650	1,038,827	94,187	561,216	0	996,434
Life Insurance Benefits	39,253	26,169	3,197	25,873	0	13,380
Unemployment Compensation Benefits	44,100	33,075	41	29,548	0	14,552
Office Expense	218,873	164,238	13,358	124,296	31,413	63,165
Telecommunication Expense	84,000	55,382	2,248	35,844	0	48,156
Information Technology Expense	570,000	397,306	15,942	233,236	73,698	263,066
Professional Development/Meetings	145,067	106,575	679	49,856	0	95,211
Vehicle Maintenance Expense and Fuel	2,768	1,845	0	843	0	1,925
Commission Expense	22,050	14,700	4,778	14,694	0	7,356
Business Insurance	124,535	82,219	10,245	81,959	0	42,577
Advertising	60,760	46,517	1,159	6,241	0	54,519
Professional Services	1,113,800	767,533	143,860	1,031,282	0	82,518
General Contingency	300,000	200,000	0	0	0	300,000
EZPass Operating Expense	20,300	13,533	0	0	0	20,300
TOTAL	\$10,044,331	\$6,922,733	\$924,200	\$5,952,035	\$105,110	\$3,987,186

* Includes Executive, Human Resources, Accounting, EZPass, Purchasing, Information Technology, Community Affairs and Contract/Compliance.

Delaware River Joint Toll Bridge Commission
Budget vs Actual
For the Eight Months Ending August 31, 2018

ADMINISTRATION - OPERATIONS*

	Annual Budget 2018	YTD Budget 2018	Expended For The Month	Expended Year To Date	Encumbered	Remaining Annual Budget
Regular Employee Salaries	\$1,823,641	1,290,085	\$163,129	\$1,218,946	\$0	\$604,695
Overtime Wages	34,000	22,667	1,886	42,544	0	(8,544)
Pension Contributions	926,035	641,112	87,770	490,144	0	435,890
FICA Contributions	227,790	157,703	28,447	164,384	0	63,406
Regular Employee Healthcare Benefits	1,201,678	801,336	62,681	367,272	0	834,406
Life Insurance Benefits	28,347	18,898	2,764	22,940	0	5,407
Office Expense	19,536	14,292	192	6,617	2,443	10,477
Telecommunication Expense	132,784	88,523	9,002	59,474	0	73,310
Professional Development/Meetings	466,406	313,294	28,225	66,038	19,689	380,679
Vehicle Maintenance Expense and Fuel	2,000	1,333	0	944	0	1,056
ESS Operating Maintenance Expense	1,500,000	1,000,000	81,887	488,980	24,890	986,130
Uniform Expense	14,744	9,829	3,466	12,027	222	2,495
Business Insurance	71,560	47,706	5,885	47,077	0	24,483
Professional Services	278,000	185,336	24,842	142,883	0	135,117
TOTAL	\$6,726,520	\$4,592,116	\$500,176	\$3,130,271	\$47,243	\$3,549,006

* Includes Engineering, Training & Employee Safety, Plant & Facility, and Electronic Security & Surveillance.

Delaware River Joint Toll Bridge Commission
Budget vs Actual
For the Eight Months Ending August 31, 2018

TRENTON - MORRISVILLE TOLL BRIDGE

	Annual Budget 2018	YTD Budget 2018	Expended For The Month	Expended Year To Date	Encumbered	Remaining Annual Budget
Regular Employee Salaries	\$1,834,675	1,256,955	\$221,421	\$1,230,298	\$0	\$604,377
Part-Time Employee Wages	79,380	34,513	3,716	25,080	0	54,300
Summer Employee Wages	26,453	24,986	9,114	13,943	0	12,511
Overtime Wages	34,692	22,587	3,483	30,415	0	4,277
Pension Contributions	573,335	396,931	60,084	335,538	0	237,797
FICA Contributions	151,103	104,612	17,904	97,907	0	53,196
Regular Employee Healthcare Benefits	1,236,303	824,442	71,555	419,975	0	816,329
Life Insurance Benefits	18,087	12,058	1,708	12,569	0	5,517
Utility Expense	143,425	108,005	14,251	62,074	14,000	67,351
Office Expense	4,043	3,508	11	973	53	3,017
Telecommunication Expense	81,264	72,054	8,598	43,329	6,231	31,704
Information Technology Expense	7,017	4,515	0	0	0	7,017
Professional Development/Meetings	196	163	242	242	0	(46)
Vehicle Maintenance Expense and Fuel	87,298	74,482	8,215	42,856	19,676	24,767
Operations Maintenance Expense	214,115	158,663	15,896	113,251	18,532	82,332
Toll Collection Expense	12,554	8,369	619	5,987	3,516	3,051
Uniform Expense	20,482	14,311	3,193	8,615	9,404	2,463
Business Insurance	388,845	259,230	32,098	256,784	0	132,061
Licenses & Inspections Expense	470	470	90	360	0	110
State Police Bridge Security	905,090	632,663	72,960	578,002	0	327,089
EZPass Equipment/Maintenance	207,358	138,239	15,168	121,341	0	86,017
EZPass Operating Expense	863,047	576,266	89,308	585,235	0	277,812
TOTAL	\$6,889,233	\$4,728,022	\$649,636	\$3,984,773	\$71,412	\$2,833,048

Delaware River Joint Toll Bridge Commission
Budget vs Actual
For the Eight Months Ending August 31, 2018

NEW HOPE - LAMBERTVILLE TOLL BRIDGE

	Annual Budget 2018	YTD Budget 2018	Expended For The Month	Expended Year To Date	Encumbered	Remaining Annual Budget
Regular Employee Salaries	\$1,152,241	790,890	\$121,637	\$763,943	\$0	\$388,298
Part-Time Employee Wages	11,760	11,760	3,268	13,653	0	(1,893)
Summer Employee Wages	3,230	3,230	5,654	10,424	0	(7,194)
Overtime Wages	31,164	17,836	2,325	24,886	0	6,278
Pension Contributions	362,950	251,278	39,208	218,956	0	143,994
FICA Contributions	91,677	63,470	10,056	61,467	0	30,211
Regular Employee Healthcare Benefits	714,410	476,520	44,782	264,103	0	450,308
Life Insurance Benefits	11,246	7,497	867	6,648	0	4,598
Utility Expense	154,830	122,720	9,368	58,200	29,386	67,244
Office Expense	2,377	2,148	11	428	53	1,896
Telecommunication Expense	59,863	40,917	6,703	30,095	0	29,768
Information Technology Expense	7,762	5,028	0	0	0	7,762
Professional Development/Meetings	196	163	177	242	0	(46)
Vehicle Maintenance Expense and Fuel	77,185	70,070	7,505	44,545	13,430	19,210
Operations Maintenance Expense	155,624	125,147	18,713	94,609	13,136	47,879
Toll Collection Expense	7,056	4,704	0	2,277	2,481	2,297
Uniform Expense	2,940	2,003	89	801	412	1,727
Business Insurance	252,062	168,041	20,780	166,237	0	85,824
Licenses & Inspections Expense	921	762	90	628	0	293
State Police Bridge Security	186,921	130,659	15,068	119,370	0	67,551
EZPass Equipment/Maintenance	165,887	110,591	12,130	97,042	0	68,845
EZPass Operating Expense	215,859	143,906	22,337	146,375	0	69,484
TOTAL	\$3,668,161	\$2,549,340	\$340,768	\$2,124,930	\$58,899	\$1,484,332

Delaware River Joint Toll Bridge Commission
Budget vs Actual
For the Eight Months Ending August 31, 2018

INTERSTATE - 78 TOLL BRIDGE

	Annual Budget 2018	YTD Budget 2018	Expended For The Month	Expended Year To Date	Encumbered	Remaining Annual Budget
Regular Employee Salaries	\$2,458,280	1,685,630	\$246,648	\$1,511,697	\$0	\$946,582
Part-Time Employee Wages	80,000	53,333	12,184	47,089	0	32,911
Summer Employee Wages	16,072	16,072	1,384	4,114	0	11,958
Overtime Wages	62,362	41,575	5,440	50,630	0	11,732
Pension Contributions	773,081	535,219	84,851	480,092	0	292,989
FICA Contributions	199,867	138,372	20,014	121,098	0	78,769
Regular Employee Healthcare Benefits	1,584,594	1,056,713	93,911	549,974	0	1,034,620
Life Insurance Benefits	23,572	15,715	1,990	15,008	0	8,565
Utility Expense	207,640	155,093	5,775	80,974	12,132	114,534
Office Expense	6,301	5,155	33	2,991	163	3,148
Telecommunication Expense	220,008	147,652	20,319	134,377	0	85,631
Information Technology Expense	2,739	2,458	0	0	0	2,739
Professional Development/Meetings	2,646	1,764	574	1,750	0	896
Vehicle Maintenance Expense and Fuel	75,460	68,915	5,781	34,460	31,321	9,679
Operations Maintenance Expense	395,273	325,389	11,009	144,480	77,027	173,766
Toll Collection Expense	12,740	8,493	2,116	6,295	3,640	2,805
Uniform Expense	11,760	7,217	457	3,845	218	7,697
Business Insurance	596,412	397,608	49,269	394,154	0	202,257
Licenses & Inspections Expense	1,470	440	75	931	0	539
State Police Bridge Security	993,632	694,554	80,098	634,546	0	359,086
EZPass Equipment/Maintenance	248,830	165,887	18,176	145,407	0	103,423
EZPass Operating Expense	1,188,975	792,650	123,035	806,249	0	382,726
TOTAL	\$9,161,713	\$6,315,906	\$783,137	\$5,170,161	\$124,500	\$3,867,053

Delaware River Joint Toll Bridge Commission
Budget vs Actual
For the Eight Months Ending August 31, 2018

EASTON - PHILLIPSBURG TOLL BRIDGE

	Annual Budget 2018	YTD Budget 2018	Expended For The Month	Expended Year To Date	Encumbered	Remaining Annual Budget
Regular Employee Salaries	\$1,887,844	1,293,925	\$201,609	\$1,245,758	\$0	\$642,087
Part-Time Employee Wages	86,000	57,333	3,850	18,655	0	67,345
Summer Employee Wages	23,814	23,814	9,352	20,725	0	3,089
Overtime Wages	43,120	28,747	2,380	26,843	0	16,277
Pension Contributions	592,227	410,010	59,037	329,688	0	262,539
FICA Contributions	156,119	108,085	16,381	98,712	0	57,408
Regular Employee Healthcare Benefits	1,182,607	788,856	72,705	422,609	0	759,998
Life Insurance Benefits	18,211	12,140	1,384	11,771	0	6,440
Utility Expense	125,930	87,804	5,021	55,846	0	70,084
Office Expense	5,096	4,361	22	1,718	403	2,976
Telecommunication Expense	167,467	135,602	17,065	118,660	3,716	45,092
Information Technology Expense	2,367	1,594	0	0	0	2,367
Professional Development/Meetings	2,450	1,530	0	1,287	0	1,163
Vehicle Maintenance Expense and Fuel	55,664	44,467	1,508	24,815	21,682	9,167
Operations Maintenance Expense	176,567	144,425	7,152	111,443	34,081	31,043
Toll Collection Expense	13,230	8,820	5,035	9,960	4,483	(1,214)
Uniform Expense	9,800	5,945	410	2,181	3,047	4,572
Business Insurance	242,421	161,614	20,003	160,020	0	82,400
Licenses & Inspections Expense	2,548	1,699	60	263	0	2,285
State Police Bridge Security	523,726	366,087	42,218	334,458	0	189,268
EZPass Equipment/Maintenance	207,358	138,239	15,168	121,341	0	86,017
EZPass Operating Expense	492,392	328,261	50,953	333,893	0	158,499
TOTAL	\$6,016,957	\$4,153,357	\$531,312	\$3,450,646	\$67,411	\$2,498,900

Delaware River Joint Toll Bridge Commission
Budget vs Actual
For the Eight Months Ending August 31, 2018

PORTLAND - COLUMBIA TOLL BRIDGE

	Annual Budget 2018	YTD Budget 2018	Expended For The Month	Expended Year To Date	Encumbered	Remaining Annual Budget
Regular Employee Salaries	\$789,692	542,012	\$100,919	\$553,076	\$0	\$236,615
Part-Time Employee Wages	21,560	14,028	1,173	12,396	0	9,164
Summer Employee Wages	13,382	12,348	4,560	7,600	0	5,782
Overtime Wages	32,286	22,658	908	20,388	0	11,898
Pension Contributions	252,101	174,534	29,855	166,724	0	85,376
FICA Contributions	65,554	45,385	8,110	44,613	0	20,941
Regular Employee Healthcare Benefits	475,488	317,091	28,611	168,877	0	306,612
Life Insurance Benefits	7,531	5,021	680	5,187	0	2,344
Utility Expense	67,150	49,438	1,663	32,682	1,300	33,168
Office Expense	3,306	2,889	22	546	110	2,650
Telecommunication Expense	51,911	34,607	6,035	35,031	0	16,879
Information Technology Expense	2,367	1,594	0	0	0	2,367
Professional Development/Meetings	392	278	0	121	0	271
Vehicle Maintenance Expense and Fuel	32,148	25,889	3,689	14,483	6,669	10,996
Operations Maintenance Expense	116,811	99,861	3,511	67,829	7,401	41,581
Toll Collection Expense	9,604	6,403	226	3,662	2,500	3,442
Uniform Expense	4,900	2,588	112	2,667	1,632	600
Business Insurance	132,982	88,655	10,959	87,676	0	45,306
Licenses & Inspections Expense	637	637	178	178	0	459
State Police Bridge Security	113,426	79,285	9,143	72,435	0	40,991
EZPass Equipment/Maintenance	124,415	82,943	9,103	72,820	0	51,595
EZPass Operating Expense	109,680	73,120	11,350	74,374	0	35,305
TOTAL	\$2,427,322	\$1,681,264	\$230,807	\$1,443,366	\$19,612	\$964,344

Delaware River Joint Toll Bridge Commission
Budget vs Actual
For the Eight Months Ending August 31, 2018

DELAWARE WATER GAP TOLL BRIDGE

	Annual Budget 2018	YTD Budget 2018	Expended For The Month	Expended Year To Date	Encumbered	Remaining Annual Budget
Regular Employee Salaries	\$2,701,230	1,850,724	\$274,979	\$1,733,727	\$0	\$967,503
Part-Time Employee Wages	102,800	68,539	6,830	30,882	0	71,918
Summer Employee Wages	8,036	7,032	0	0	0	8,036
Overtime Wages	92,345	61,162	4,955	54,502	0	37,843
Pension Contributions	856,790	593,173	87,321	487,637	0	369,152
FICA Contributions	222,187	153,825	21,655	140,228	0	81,959
Regular Employee Healthcare Benefits	1,698,173	1,137,660	106,497	618,470	0	1,079,703
Life Insurance Benefits	25,157	16,771	2,034	17,214	0	7,942
Utility Expense	90,552	68,237	2,353	30,411	0	60,141
Office Expense	5,536	4,894	43	712	216	4,609
Telecommunication Expense	106,760	71,173	10,880	65,675	0	41,084
Information Technology Expense	2,367	1,594	0	0	0	2,367
Professional Development/Meetings	1,470	648	0	60	0	1,410
Vehicle Maintenance Expense and Fuel	70,143	69,498	4,189	37,235	14,026	18,882
Operations Maintenance Expense	163,140	131,222	11,789	101,275	10,468	51,397
Toll Collection Expense	12,091	8,061	0	4,611	3,309	4,171
Uniform Expense	10,290	6,554	418	2,993	2,391	4,906
Business Insurance	461,707	307,805	38,164	305,309	0	156,398
Licenses & Inspections Expense	1,470	438	211	942	0	528
State Police Bridge Security	767,938	536,792	61,904	494,296	0	273,642
EZPass Equipment/Maintenance	248,830	165,887	18,195	145,563	0	103,267
EZPass Operating Expense	911,275	607,517	94,299	617,939	0	293,336
TOTAL	\$8,560,287	\$5,869,205	\$746,716	\$4,889,683	\$30,410	\$3,640,194

Delaware River Joint Toll Bridge Commission
Budget vs Actual
For the Eight Months Ending August 31, 2018

MILFORD - MONTAGUE TOLL BRIDGE

	Annual Budget 2018	YTD Budget 2018	Expended For The Month	Expended Year To Date	Encumbered	Remaining Annual Budget
Regular Employee Salaries	\$821,923	564,379	\$100,908	\$582,747	\$0	\$239,176
Part-Time Employee Wages	23,130	15,090	2,935	17,250	0	5,880
Summer Employee Wages	13,382	12,348	1,600	3,760	0	9,622
Overtime Wages	27,685	19,657	1,039	27,240	0	445
Pension Contributions	260,575	180,401	29,331	163,799	0	96,775
FICA Contributions	67,788	46,931	7,980	47,399	0	20,389
Regular Employee Healthcare Benefits	475,488	317,091	28,671	169,987	0	305,502
Life Insurance Benefits	7,901	5,267	737	4,787	0	3,114
Utility Expense	55,909	42,575	2,629	45,917	4,392	5,600
Office Expense	3,306	2,889	24	587	122	2,597
Telecommunication Expense	53,405	35,603	11,547	97,976	0	(44,572)
Information Technology Expense	2,367	1,594	0	0	0	2,367
Professional Development/Meetings	392	131	0	320	0	72
Vehicle Maintenance Expense and Fuel	36,868	27,978	2,752	21,148	10,176	5,544
Operations Maintenance Expense	121,231	107,762	6,298	63,067	6,150	52,014
Toll Collection Expense	8,016	5,344	0	2,434	2,526	3,057
Uniform Expense	4,900	2,679	83	2,621	1,166	1,112
Business Insurance	117,098	78,065	9,649	77,196	0	39,902
Licenses & Inspections Expense	637	42	75	286	0	351
State Police Bridge Security	108,218	75,645	8,724	69,109	0	39,109
EZPass Equipment/Maintenance	124,415	82,943	9,103	72,820	0	51,595
EZPass Operating Expense	108,124	72,083	11,189	73,319	0	34,805
TOTAL	\$2,442,756	\$1,696,497	\$235,274	\$1,543,770	\$24,532	\$874,454

Delaware River Joint Toll Bridge Commission
Budget vs Actual
For the Eight Months Ending August 31, 2018

SOUTHERN DIVISION TOLL SUPPORTED BRIDGES

	Annual Budget 2018	YTD Budget 2018	Expended For The Month	Expended Year To Date	Encumbered	Remaining Annual Budget
Regular Employee Salaries	\$2,278,970	1,563,546	\$214,659	\$1,373,053	\$0	\$905,917
Part-Time Employee Wages	0	0	0	2,300	0	(2,300)
Overtime Wages	61,033	37,637	537	38,937	0	22,096
Pension Contributions	717,679	496,864	75,124	419,527	0	298,152
FICA Contributions	179,010	123,932	16,192	106,172	0	72,838
Regular Employee Healthcare Benefits	1,461,166	974,498	85,467	498,457	0	962,708
Life Insurance Benefits	21,878	14,585	1,433	12,228	0	9,650
Utility Expense	73,245	58,844	3,220	35,531	0	37,714
Telecommunication Expense	112,596	75,064	7,994	49,049	0	63,547
Vehicle Maintenance Expense and Fuel	14,014	10,382	0	0	0	14,014
Operations Maintenance Expense	116,444	85,881	2,319	25,267	13,418	77,758
Uniform Expense	15,396	10,914	0	2,343	500	12,553
Business Insurance	421,464	280,976	34,908	279,263	0	142,201
Licenses & Inspections Expense	882	773	134	649	0	233
State Police Bridge Security	1,675,343	1,171,073	135,051	1,069,895	0	605,448
TOTAL	\$7,149,120	\$4,904,971	\$577,039	\$3,912,671	\$13,918	\$3,222,530

Delaware River Joint Toll Bridge Commission
Budget vs Actual
For the Eight Months Ending August 31, 2018

NORTHERN DIVISION TOLL SUPPORTED BRIDGES

	Annual Budget 2018	YTD Budget 2018	Expended For The Month	Expended Year To Date	Encumbered	Remaining Annual Budget
Regular Employee Salaries	\$2,003,448	1,372,854	\$206,691	\$1,258,104	\$0	\$745,344
Part-Time Employee Wages	0	0	2,928	10,769	0	(10,769)
Overtime Wages	51,188	34,125	3,442	26,545	0	24,643
Pension Contributions	630,157	436,270	65,772	366,193	0	263,964
FICA Contributions	157,180	108,819	16,014	96,976	0	60,203
Regular Employee Healthcare Benefits	1,290,171	860,368	75,545	441,563	0	848,608
Life Insurance Benefits	19,147	12,765	1,566	11,913	0	7,234
Utility Expense	46,443	30,908	1,832	16,568	0	29,875
Office Expense	980	653	341	1,703	0	(723)
Telecommunication Expense	162,320	108,213	13,348	98,567	0	63,753
Vehicle Maintenance Expense and Fuel	8,154	5,436	71	303	0	7,851
Operations Maintenance Expense	64,060	51,568	1,233	25,469	13,070	25,520
Uniform Expense	10,410	7,032	(250)	6,340	250	3,820
Business Insurance	190,326	126,884	15,758	126,061	0	64,265
Licenses & Inspections Expense	1,842	1,008	101	619	0	1,223
State Police Bridge Security	512,730	358,401	41,332	327,436	0	185,294
TOTAL	\$5,148,555	\$3,515,305	\$445,723	\$2,815,128	\$13,320	\$2,320,107

DELAWARE RIVER JOINT TOLL BRIDGE COMMISSION SYSTEM
STATEMENT OF REVENUE AND EXPENSES FOR THE EIGHT MONTHS ENDED AUGUST 31, 2018

	T-M	NE-L	I-78	E-P	P-C	DWG	M-M	SDTS	NDTS	ADM	TOTAL 2018	TOTAL 2017
TOLL REVENUE												
Net Toll Revenue	11,358,522	2,041,822	40,690,316	6,014,878	1,797,014	21,465,535	1,073,061	-	-	-	84,441,149	84,866,214
EZPass Fee	236,807	63,163	342,823	146,637	32,140	262,139	37,251	-	-	-	1,115,960	951,973
Net Violation Fee Income	424,143	58,250	684,862	220,881	54,322	774,968	43,291	-	-	-	2,260,716	1,644,169
REVENUE FROM TOLL	\$ 12,019,472	\$ 2,163,236	\$ 41,718,002	\$ 6,382,396	\$ 1,883,475	\$ 22,502,643	\$ 1,148,603	\$ -	\$ -	\$ -	\$ 87,817,826	\$ 87,462,355
OPERATING EXPENSE												
Regular Employee Salaries	1,230,298	763,943	1,511,697	1,245,758	553,076	1,733,727	582,747	1,373,053	1,258,104	3,983,668	14,236,071	12,816,569
Part-Time Employee Wages	25,080	13,653	47,089	18,655	12,396	30,882	17,250	2,300	10,769	-	178,075	215,885
Summer Employee Wages	13,943	10,424	4,114	20,725	7,600	-	3,760	-	-	-	60,566	58,423
Overtime Wages	30,415	24,886	50,630	26,843	20,388	54,502	27,240	38,937	26,545	45,085	345,472	368,487
Pension Contributions	335,538	218,956	480,092	329,688	166,724	487,637	163,799	419,527	366,193	1,273,527	4,241,682	3,788,403
FICA Contributions	97,907	61,467	121,098	98,712	44,613	140,228	47,599	106,172	96,976	370,885	1,185,456	1,068,622
Regular Employee Healthcare Benefits	419,975	264,103	549,974	422,609	168,877	618,470	169,987	498,457	441,563	928,488	4,482,502	6,334,457
Life Insurance Benefits	12,569	6,648	15,008	11,771	5,187	17,214	4,787	12,228	11,913	48,813	146,139	116,014
Unemployment Compensation Benefits	-	-	-	-	-	-	-	-	-	29,548	29,548	2,922
Utility Expense	62,074	58,200	80,974	55,846	32,682	30,411	45,917	35,531	16,568	-	418,203	442,288
Office Expense	973	428	2,991	1,718	546	712	587	-	1,703	130,913	140,569	141,371
Telecommunication Expense	43,329	30,095	134,377	118,660	35,031	65,675	97,976	49,049	98,567	95,319	768,079	674,059
Information Technology Expense	-	-	-	-	-	-	-	-	-	233,236	233,236	304,735
Professional Development/Meetings	242	242	1,750	1,287	121	60	320	-	-	115,894	119,916	78,152
Vehicle Maintenance Expense and Fuel	42,856	44,545	34,460	24,815	14,483	37,235	21,148	-	303	1,787	221,631	194,903
Operations Maintenance Expense	113,251	94,609	144,480	111,443	67,829	101,275	63,067	25,267	25,469	-	746,690	620,014
ESS Operating Maintenance Expense	-	-	-	-	-	-	-	-	-	488,980	488,980	786,640
Commission Expense	-	-	-	-	-	-	-	-	-	14,694	14,694	12,892
Toll Collection Expense	5,987	2,277	6,295	9,960	3,662	4,611	2,434	-	-	-	35,226	48,397
Uniform Expense	8,615	801	3,845	2,181	2,667	2,993	2,621	2,343	6,340	12,027	44,433	58,588
Business Insurance	256,784	166,237	394,154	160,020	87,676	305,309	77,196	279,263	126,061	129,036	1,981,737	1,894,459
Licenses & Inspections Expense	360	628	931	263	178	942	286	649	619	-	4,856	5,794
Advertising	-	-	-	-	-	-	-	-	-	6,241	6,241	5,630
Professional Services	-	-	-	-	-	-	-	-	-	1,174,165	1,174,165	892,108
State Police Bridge Security	578,002	119,370	634,546	334,458	72,435	494,296	69,109	1,069,895	377,436	-	3,699,546	3,670,323
EZPass Equipment/Maintenance	121,341	97,042	145,407	121,341	72,820	145,563	72,820	-	-	-	776,334	696,526
General Contingency	-	-	-	-	-	-	-	-	-	-	-	-
EZPass Operating Expense	585,235	146,375	806,249	333,893	74,374	617,939	73,319	-	-	-	2,637,386	3,140,301
TOTAL OP., MAINT., & ADM	\$ 3,984,773	\$ 2,124,930	\$ 5,170,161	\$ 3,450,646	\$ 1,443,366	\$ 4,889,683	\$ 1,543,770	\$ 3,912,671	\$ 2,815,128	\$ 9,082,306	\$ 38,417,434	\$ 38,436,959
OTHER OPERATING INC/EXP												
Other Operating Income	-	-	361	174	-	-	-	-	-	8,305	8,840	95,663
TOTAL OTHER OP INC	\$ -	\$ -	\$ 361	\$ 174	\$ -	\$ -	\$ -	\$ -	\$ -	\$ 8,305	\$ 8,840	\$ 95,663
NET OPERATING INC	\$8,034,699	\$38,306	\$56,548,202	\$2,931,924	\$440,109	\$17,612,960	\$ (395,167)	\$ (3,912,671)	\$ (2,815,128)	\$ (9,074,001)	\$ 49,409,232	\$ 49,121,058
NON-OPERATING REV/EXP												
Interest Revenue	-	-	-	-	-	-	-	-	-	-	5,687,351	3,277,450
Other Non-Operating Revenue	-	-	-	-	-	-	-	-	-	-	-	-
GASB 68 Pension Expense	-	-	-	-	-	-	-	-	-	-	(20,223,538)	(20,833,289)
Interest Expense	-	-	-	-	-	-	-	-	-	-	(14,769,170)	(15,260,153)
Depreciation Expense	-	-	-	-	-	-	-	-	-	-	-	-
OP&B Amort Expense	-	-	-	-	-	-	-	-	-	-	-	-
TOTAL NON-OPERATING REV/EXP	\$ -	\$ -	\$ -	\$ -	\$ -	\$ -	\$ -	\$ -	\$ -	\$ (29,305,357)	\$ (29,305,357)	\$ (29,305,357)
CHANGE IN NET ASSETS	\$ -	\$ -	\$ -	\$ -	\$ -	\$ -	\$ -	\$ -	\$ -	\$ (20,103,875)	\$ (20,103,875)	\$ (20,103,875)

DELAWARE RIVER JOINT TOLL BRIDGE COMMISSION

Meeting of September 24, 2018

ADMINISTRATION

The following Pages reflect the reports on those items assigned to the Administration Department. Each item is reported separately and page numbered accordingly.

DELAWARE RIVER JOINT TOLL BRIDGE COMMISSION

Meeting of September 24, 2018

PURCHASING REPORT INDEX

MONTHS OF JULY & AUGUST 2018

SUBJECT	DESCRIPTION	PAGE NUMBER
Purchasing	Monthly Purchasing Report Covering the Months of July and August 2018	1-8
Purchasing	Supplemental Monthly Purchase Report Lessors, Maintenance and Service Contracts Expiring Between September 2018 and December 2018	9-16

DELAWARE RIVER JOINT TOLL BRIDGE COMMISSION

Meeting of September 24, 2018

MONTHLY PURCHASING REPORT

Months of July/August 2018

This report itemizes all orders for purchases made for the months of July and August, 2018, showing the divisions chargeable for the expense and the source of authority for issuance of the purchase order. This authority is broken into three categories:

- (1) By authority of the Commission
- (2) By authority of the Executive Director or his designate
- (3) By authority of the Director

The purchasing activities for the two (2) months culminated in the preparation and placement of 121 purchase orders in the total amount of \$737,667.84. To secure competitive prices on items being purchased, 39 price inquiries were sent out for 13 of the requisitions leading to purchase orders, an average of 3.0 per order ($39/13 = 3.0$).

Procurements of over \$5,000.00 during the periods of July and August 2018 are shown below:

- Eight (8) Purchase Orders were let, in the total amount of \$292,156.49 for the procurement of three (3) 2018 Ford Explorer Police Interceptors and five (5) 2018 Ford Edge vehicles to be used throughout the Commission.
- Three (3) Purchase Orders were let, in the total amount of \$65,256.94 for the TSB LAN project.
- Four (4) Purchase Orders were let, in the total amount of \$48,726.19 for office furniture upgrades for the Central and Northern Region Facilities.
- Three (3) Purchase Orders were let, in the total amount of \$44,815.00 for ESS workstations and cash fund security.
- A Purchase Order was issued, in the total amount of \$37,332.90 at the request of the IT Department, for the Cisco router maintenance services.

In addition to the practices employed incidental to purchase of materials, etc., from vendors on a direct basis, the Commission also purchases via direct utilization of the purchasing processes of the State of New Jersey, the Commonwealth of Pennsylvania and other joint purchasing arrangements.

DELAWARE RIVER JOINT TOLL BRIDGE COMMISSION
REPORT OF PURCHASING ACTIVITIES

July 2018

PO Number	Vendor Name	General Description	Req Dept	Contract/Resolution/Comment	Commission	** BY AUTHORITY OF ** Director of Purchasing	Director
20180252	INDEPENDENT AG EQUIPMENT	BRINE PUMP	I78			885.00	
20180253	FASTENAL	FASTENERS	I78	PA COSTARS 8		906.05	
20180254	DEER COUNTRY	LAWNMAINT EQUIPMENT PARTS	I78	PA 4400011369		1,414.01	
20180255	NEW HORIZONS COMPUTER LEARNING	COMPUTER TRAINING	TES	PA 4400005406		832.00	
20180256	FRED BEANS PARTS, INC	AUTOMOTIVE PARTS & ACCESSORIES	EP	PA 44000015878		1,899.41	
20180257	STARR UNIFORM	CLOTHING: TOLL COLLECTOR	MULTI	PA COSTARS 12		1,120.00	
20180258	BACK THRU THE FUTURE RECYCLING	ELECTRONIC EQUIPMENT RECYCLING	IT			6,005.60	
20180259	STARR UNIFORM	CLOTHING: ESS UNIFORM	ESS	PA COSTARS 12		2,710.50	
20180260	DELL MARKETING LP	DESKTOP COMPUTER REPLACEMENTS	IT	PA COSTARS 3		21,968.32	
20180261	GARDEN STATE HIGHWAY PRODUCTS	HIGHWAY EMERGENCY SIGNS	ESS			1,300.00	
20180262	BINSKY SERVICE	REPAIRS TO AC-2 & AC-3 UNITS	TM			8,650.00	
20180263	DELMAR ENTERPRISES, INC.	CASH FUND SECURITY	ESS			11,037.44	
20180264	AMERICAN TEST CENTER	BUCKET TRUCKS-TEST/INSPECTIONS	DWG			1,365.00	
20180265	NJ DEPARTMENT OF TREASURY	STORMWATER DISCHARGE FEE	TM			2,450.00	
20180266	BINSKY SERVICE	AC-2 UNIT REPAIR	TM			5,325.17	
20180267	TRM	VEHICLE LIGHTING PARTS	TM	PA COSTARS 12		1,555.30	
20180268	HILLTOP SALES & SERVICE, INC.	TRACTOR PARTS	I78	PA 4400011369		379.79	
20180269	CDW-G	TELEVISION SURGE PROTECTORS	IT	PA COSTARS 3		789.50	
20180270	TILLEY FIRE EQUIPMENT INC.	FIRE ALARM ANL TEST & INSPECT	MULTI			4,919.00	
20180271	SUPER HEAT INC	AIR CONDITIONER UNIT REPLACE	MM			5,075.00	
20180272	ADVANCED MICRO COMPUTER SPECIALISTS INC.	NETILLA REMOTE MAINT. RENEWAL	IT			885.50	
20180273	ESRI INC	GIS SOFTWARE MAINT. RENEWAL	IT	PA COSTARS 3		4,770.00	

DELAWARE RIVER JOINT TOLL BRIDGE COMMISSION
REPORT OF PURCHASING ACTIVITIES

July 2018

PO Number	Vendor Name	General Description	Req Dept	Contract/Resolution/ Comment	** BY AUTHORITY OF **	
					Commission	Director of Purchasing
20180274	NEW JERSEY ANALYTICAL LABORATORIES	WATER TESTING - NHLT	TM		250.00	
20180275	J&J TRUCK EQUIPMENT	PTO REPLACEMENT	DWG		900.94	
20180276	GRAINGER	AC/HEATERS UNITS FOR TOLL-2	DWG	NJM-0002	1,250.00	
20180277	BERGEY'S TIRE	TIRES-PATROL VEHICLE	DWG	PA 4400015996	616.00	
20180278	GRAINGER	ANTI-FATIGUE RUNNER (BOOTH)	DWG	NJM-0002	1,817.73	
20180279	NIVERT METAL SUPPLY INC	BRIDGE BARRIER ALUMINUM PLATE	DWG		477.39	
20180280	STARR UNIFORM	CLOTHING: TOLL COLLECTOR	DWG	PA COSTARS 12	5,050.04	
20180281	SEALMASTER/ALLEN TOWN	AQUAPHALT ROADWAY PATCH	I78		1,607.00	
20180282	BINSKY SERVICE	BASEMENT AC REPAIRS	TM		3,610.00	
20180283	BINSKY SERVICE	LEAK DETECTED AND REPAIRED.	TM		286.00	
20180284	GEORGE ALLEN WASTEWATER	SEPTIC TANK-SF	SDTS		540.00	
20180285	CONTROLTEK	TOLL COLLECTION SUPPLIES	EP		3,211.49	
20180286	PPC LUBRICANTS	MOTOR OIL	TM	PA 440006868	415.80	
20180287	HOFFMAN SERVICES, INC.	ANNUAL OSHA INSPECTION OF VEHI	TM		680.00	
20180288	STARR UNIFORM	UNIFORMS-TOLL OFFICERS STRIPES	TM	PA COSTARS 12	412.00	
20180289	PITNEY BOWES	POSTAGE METER RENTAL NHL	EO		360.00	
20180290	STARR UNIFORM	UNIFORM PATCHES	ESS	PA COSTARS 12	750.00	
20180291	CRAFTMASTER HARDWARE	EXIT DEVICE MORTISE LOCKS	DWG		3,112.00	
20180292	GENERAL SUPPLY COMPANY	LOCK CORES	ESS		495.00	
20180293	PAPER MART INCORPORATED	COPIER PAPER, TABS, CHIPBOARD	NHL	NJ A54809	1,139.28	
20180294	SCHNEIDER ELECTRIC BUILDING AMERICAS, INC.	ESS WORKSTATIONS (3)	ESS	FIN 3422-12-17	12,400.00	

DELAWARE RIVER JOINT TOLL BRIDGE COMMISSION
REPORT OF PURCHASING ACTIVITIES

July 2018

PO Number	Vendor Name	General Description	Req Dept	Contract/Resolution/Comment	Commission	** BY AUTHORITY OF ** Director of Purchasing	Director
20180295	J. FLETCHER CREAMER & SONS, INC	GUIDE RAIL/ATTENUATOR REPLACE	EP	ENG 2574-06-14	8,838.00		
20180296	WHITEHALL TURF EQUIPMENT	HAND TOOL PARTS/EQUIPMENT	EP			2,519.39	
20180297	BINSKY SERVICE	FIXED A/C IN TOLL BOOTH	TM			1,084.00	
20180298	BINSKY SERVICE	HVAC REPAIR	TM			734.00	
20180299	BINSKY SERVICE	HVAC REPAIRS TOLL LANES	NHL			477.51	
20180300	CDW-G	PRINTER REPLACEMENTS	IT	PA COSTARS 3		3,183.67	
20180301	WHITEHALL TURF EQUIPMENT	MOWER ROOM SUPPLIES	EP			1,485.50	
20180302	STARR UNIFORM	UNIFORMS - MAINTENANCE	TM	PA COSTARS 12		2,076.40	
20180303	GLOBAL INDUSTRIAL	FIRST AID SUPPLIES	ESS			568.91	
20180304	GRANTURK EQUIPMENT CO INC	ROADWAY SWEEPER PUMP	TM			794.75	
20180305	CORPORATE FACILITIES, INC. CAPITAL RESERVE	2018 OFFICE FURNITURE-DWG	TES	U.S. COM 4400003404	10,422.20		
20180306	CORPORATE FACILITIES, INC. CAPITAL RESERVE	2018 OFFICE FURNITURE-EP	TES	U.S. COM 4400003404	11,499.81		
20180307	CUMMINS-ALLISON CORPORATION	JETSORT/JETSCAN REPAIR	I78			497.00	
20180308	CORPORATE FACILITIES, INC. CAPITAL RESERVE	2018 OFFICE FURNITURE-I-78	TES	U.S. COM 4400003404	21,330.98		
20180372	ENWORK C/O CORPORATE FACILITIES. INC CAPITAL RESERVE	2018 OFFICE FURNITURE-DWG	TES	PA 400016654	5,473.20		
Purchase Order Count: 58							
AUTHORITY TOTALS:					\$57,564.19	\$139,044.39	\$0.00
GRAND TOTAL:					\$196,608.58		

DELAWARE RIVER JOINT TOLL BRIDGE COMMISSION
REPORT OF PURCHASING ACTIVITIES

August 2018

PO Number	Vendor Name	General Description	Req Dept	Contract/Resolution/Comment	Commission	** BY AUTHORITY OF ** Director of Purchasing	Director
20180309	CUMMINS-ALLISON CORPORATION	JETSCAN REPAIR	EP			797.00	
20180310	GREEN POND NURSERY INC. CAPITAL RESERVE	LANDSCAPING - PLANTS	I78	FIN 3422-12-17	3,087.00		
20180311	GREEN ACRES OUTDOOR LIVING CAPITAL RESERVE	LANDSCAPING ITEMS	I78	FIN 3422-12-17	3,938.20		
20180312	WICKI WHOLESale STONE CAPITAL RESERVE	HARDSCAPE MATERIALS	I78	FIN 3422-12-17	2,460.20		
20180314	STARR UNIFORM	CLOTHING- MAINTENANCE	EP	PA COSTARS 12		2,446.54	
20180315	GRAINGER	RIGHT ANGLE DRILL KIT	MM	NJ M-0002		391.64	
20180316	Y-PERS	WIPING RAGS	DWG			656.25	
20180317	CDW-G CAPITAL RESERVE	VEHICLE MOBILE TERMINALS	IT	PA COSTARS 3	31,500.00		
20180318	CDW-G	PHOTOSHOP ANNL RENEWAL	IT	PA COSTARS 6		850.00	
20180319	BH TUBES	PARTS FOR VEHICLE REPAIR	I78			1,080.00	
20180320	HOOVER TRUCK CENTER	AIR COMPRESSOR REPAIR PARTS	DWG	NJ-T2085		4,075.57	
20180321	GRAINGER	TWO (2) GENERATORS - TM	TM	NJ M-0002		1,498.84	
20180322	GRAINGER	AC/HEATERS UNITS FOR TOLL-3	EP	NJ M-0002		1,875.00	
20180323	TIMMERMAN EQUIPMENT COMPANY	HIGHWAY SWEEPER PARTS	EP	NJ T-2188		467.19	
20180324	TRAMMEL TESTINGS, INC.	FUEL TANK TESTING/REPAIR	TM			550.00	
20180325	TRAMMEL TESTINGS, INC.	FUEL TANK TESTING	I78			700.00	
20180326	TRAMMEL TESTINGS, INC.	FUEL TANK TESTING/REPAIR	EP			1,020.00	
20180327	SCHNEIDER ELECTRIC BUILDING AMERICAS, INC. CAPITAL RESERVE	CASH LOCKERS	ESS	ENG 3993-0718		21,225.00	
20180328	CDW-G CAPITAL RESERVE	TSB LAN INSTALLS NETWORK EQUIP	IT	IT 3991-07-18		32,250.00	

DELAWARE RIVER JOINT TOLL BRIDGE COMMISSION
REPORT OF PURCHASING ACTIVITIES

August 2018

PO Number	Vendor Name	General Description	Req Dept	Contract/Resolution/Comment	Commission	** BY AUTHORITY OF ** Director of Purchasing	Director
20180329	CDW-G CAPITAL RESERVE	TSB LANg PROJECT - SUPPLIES	IT	IT 3991-07-18	4,463.21		
20180330	CDW-G	CISCO SMARTNET MAINT. RENEWAL	IT	NJ 87720		37,332.90	
20180331	DELL MARKETING LP CAPITAL RESERVE	TSB LANg PROJECT - DESKTOP PCs	IT	IT 3991-07-18	25,793.17		
20180332	GARDEN STATE HIGHWAY PRODUCTS	SIGN MAKING MATERIAL.	TM	NJ T-0121		2,197.59	
20180333	VERSALIFT EAST, INC.	LIFT TRUCK ANNUAL TESTING	TM			560.00	
20180334	BINSKY SERVICE	HVAC REPAIRS - TOLL LANES	TM			2,250.00	
20180335	BINSKY SERVICE	HVAC SERVICE	TM			685.00	
20180336	BINSKY SERVICE	HVAC SERVICE	TM			496.00	
20180337	BINSKY SERVICE	HVAC REPAIRS	NHL			620.24	
20180338	BINSKY SERVICE	HVAC REPAIR	NHL			818.00	
20180339	A&H EQUIPMENT CO	SWEEPER REPAIR PARTS	DWG	PA COSTARS 25		1,171.28	
20180340	SKILL PATH/INST SEMINARS	TRAINING MATERIAL	TES			450.00	
20180341	ALL STATE SEPTIC SYSTEMS	PUMP SEPTIC TANKS	DWG			955.00	
20180342	ALL STATE SEPTIC SYSTEMS	PUMPING OF THE GREASE TRAPS	DWG			750.00	
20180343	CUMMINS-ALLISON CORPORATION	BANKING MACHINE MAINTENANCE	EP			612.00	
20180344	FYR-FYTER SALES & SERVICE, INC.	FIRE EXTINGUISHER INSPECTIONS	TM	NJ T-0576		211.88	
20180345	FYR-FYTER SALES & SERVICE, INC.	FIRE EXTINGUISHER INSPECTIONS	NHL	NJ T-0576		275.34	
20180346	METRO FUEL INJECTION SERVICE	WELDER REPLACEMENT PARTS	MM			1,269.96	
20180347	SCHAEGLER YESCO DISTRIBUTION	ELECTRICAL SUPPLIES	DWG	PA COSTARS 33		1,764.60	
20180348	AMP SALES & SERVICES, LLC	BRIDGEMASTER CLASSROOM TRNG	TES			9,350.00	

DELAWARE RIVER JOINT TOLL BRIDGE COMMISSION
REPORT OF PURCHASING ACTIVITIES

August 2018

PO Number	Vendor Name	General Description	Req Dept	Contract/Resolution/Comment	Commission	** BY AUTHORITY OF ** Director of Purchasing	Director
20180349	BRODHEADSVILLE AUTO PARTS	BATTERY REPLACEMENT (STERLING)	DWG			481.96	
20180350	PROJECTORPEOPLE.COM CAPITAL RESERVE	AIRMEDIA TV PROJECTION GATEWAY	IT	ENG 3993-07-18	949.00		
20180351	GRAINGER	FIRST AID KITS	TES	NJ M-0002		2,625.00	
20180352	ARAMSCO	SAFETY VESTS	I78	NJ T-0106		217.80	
20180353	POWER PLACE, INC	SPREADER (TRACTOR)	EP			2,980.00	
20180354	SUBURBAN PROPANE	PROVIDE/INSTALL OIL LIFT PUMPS	I78			2,656.28	
20180355	KOCH 33 FORD CAPITAL RESERVE	2018 FORD POLICE INTERCEPTOR	TM	PA COSTARS 13	43,727.83		
20180356	KOCH 33 FORD CAPITAL RESERVE	2018 FORD POLICE INTERCEPTOR	TM	PA COSTARS 13	43,727.83		
20180357	KOCH 33 FORD CAPITAL RESERVE	2018 FORD POLICE INTERCEPTOR	I78	PA COSTARS 13	43,727.83		
20180358	CDW-G CAPITAL RESERVE	TSB LAN INSTALL - STORAGE	IT	IT 3991-07-18	7,213.77		
20180359	EMR POWER SYSTEMS LLC	GENERATOR TRANSFER SWITCHES SER	NHL			320.00	
20180360	EMR POWER SYSTEMS LLC	EMERGENCY GENERATOR REPAIRS	NHL			2,339.48	
20180361	NEW JERSEY ANALYTICAL LABORATORIES	WATER TESTING	NHL			250.00	
20180362	BINSKY SERVICE	HVAC REPAIR	NHL			4,440.50	
20180363	ADVANCE AUTO PARTS	VEHICLE MAINT. SUPPLIES	I78	USCOM 2017000280		2,069.93	
20180364	TRM	MINI LIGHT BARS - 3	ESS	PA COSTARS 12		902.27	
20180365	KOCH 33 FORD CAPITAL RESERVE	2018 FORD EDGE SEL-4 CYL; GREY	TM	PA COSTARS 13	31,791.40		
20180366	KOCH 33 FORD CAPITAL RESERVE	2018 FORD EDGE SEL-6 CYL; BLK	TM	PA COSTARS 13	32,295.40		

DELAWARE RIVER JOINT TOLL BRIDGE COMMISSION
REPORT OF PURCHASING ACTIVITIES

August 2018

PO Number	Vendor Name	General Description	Req Dept	Contract/Resolution/Comment	Commission	Director of Purchasing
20180367	KOCH 33 FORD CAPITAL RESERVE	2018 FORD EDGE SEL-6 CYL; BLK	NEL	PA COSTARS 13	32,295.40	
20180368	SCHNEIDER ELECTRIC BUILDING AMERICAS, INC.	CARD READER FOR 3-KEY LOCK BOX	ESS	ENG 2313-06-13		11,190.00
20180369	KOCH 33 FORD CAPITAL RESERVE	2018 FORD EDGE SEL-6 CYL; GREY	I78	PA COSTARS 13	32,295.40	
20180370	KOCH 33 FORD CAPITAL RESERVE	2018 FORD EDGE SEL-6 CYL; GREY	I78	PA COSTARS 13	32,295.40	
20180373	SAFETY R US CORP	CLASS 3 LONG SLEEVE MAINT SHIRT	TM			6,872.18
20180374	STARR UNIFORM	PATCHES ON CLASS 3 LS SHIRTS	TM	PA COSTARS 12		500.00
Purchase Order Count: 63						
AUTHORITY TOTALS:					\$425,036.04	\$116,023.22
GRAND TOTAL:						\$541,059.26

DELAWARE RIVER JOINT TOLL BRIDGE COMMISSION

Meeting of September 24, 2018

**SUPPLEMENTAL MONTHLY PURCHASING REPORT
LESSORS, MAINTENANCE AND SERVICE CONTRACTS
EXPIRING BETWEEN SEPTEMBER 2018 AND NOVEMBER 2018**

As requested by Commission Members at the August 31, 1998 meeting, reproduced hereunder are all lessors, maintenance and service contracts that will expire within a three-month period, from September, 2018 through November, 2018.

DELAWARE RIVER JOINT TOLL BRIDGE COMMISSION

MEETING OF SEPTEMBER 24, 2018

LESSOR'S, MAINTENANCE AND SERVICE CONTRACTS

TRENTON-MORRISVILLE TOLL BRIDGE			
VENDOR	PAYMENT AMOUNT	DESCRIPTION OF SERVICES	PAYMENT/CONTRACT PERIOD
EMR Power Systems	\$2,175.00	Service Contract for (2) Two Emergency Generators	1/1/18 through 12/31/18
Morton Salt, Inc.	\$28,019.63 (Approximate)	Sodium Chloride Rock Salt	1/1/18 through 12/31/18
Quench	\$1,591.80	Service Contract (5) Water Coolers	1/1/18 through 12/31/18
American Tower Corp.	\$17,958.50	Tower Lease Agreement	1/1/18 through 12/31/18
Kencor Elevator Systems	\$1,602.00	Maintenance Contract for Elevator	1/1/18 through 12/31/18
Garda CL Atlantic	\$6,837.04 (Approximate)	Armored Car Service	1/1/18 through 12/31/18
Suburban Propane	\$14,000.00 (Approximate)	Fuel Oil	1/1/18 through 12/31/18
Suburban Propane	\$18,000.00 (Approximate)	Diesel Fuel	1/1/18 through 12/31/18
Suburban Propane	\$19,000.00 (Approximate)	Gasoline	1/1/18 through 12/31/18
Waste Management	\$7,588.50	Service Contract for Waste and Recycling	1/1/18 through 12/31/18
Century Pest Control	\$525.00	Service Contract for Pest Control	1/1/18 through 12/31/18
Innovative Surface Solutions	\$2,001.16	Magnesium Chloride Deicer Solution	1/1/18 through 12/31/18
Tilley Fire Equipment, Inc.	\$1,600.00	Annual Inspection and Testing of Fire Alarm System	1/1/18 through 12/31/18

DELAWARE RIVER JOINT TOLL BRIDGE COMMISSION

MEETING OF SEPTEMBER 24, 2018

LESSOR'S, MAINTENANCE AND SERVICE CONTRACTS

NEW HOPE-LAMBERTVILLE TOLL BRIDGE			
VENDOR	PAYMENT AMOUNT	DESCRIPTION OF SERVICES	PAYMENT/CONTRACT PERIOD
Quench	\$636.72	Service Contract for (3) Water Coolers	1/1/18 through 12/31/18
Cascade Water Services	\$1,036.71	Service Contract Water Treatment	1/1/18 through 12/31/18
EMR Power Systems	\$2,100.00	Service Contract for (1) One Emergency Generator	1/1/18 through 12/31/18
Kencor Elevator Systems	\$1,500.00	Maintenance Contract for Elevator	1/1/18 through 12/31/18
Morton Salt, Inc.	\$43,034.36 (Approximate)	Sodium Chloride Rock Salt	1/1/18 through 12/31/18
Suburban Propane	\$25,000.00 (Approximate)	Diesel fuel	1/1/18 through 12/31/18
Suburban Propane	\$34,000.00 (Approximate)	Fuel oil	1/1/18 through 12/31/18
Suburban Propane	\$18,000.00 (Approximate)	Gasoline	1/1/18 through 12/31/18
Garda CL Atlantic	\$3,852.08 (Approximate)	Armored Car Service	1/1/18 through 12/31/18
Century Pest Control	\$105.00	Service Contract for Pest Control	1/1/18 through 12/31/18
Waste Management	\$3,523.50	Service Contract for Waste and Recycling	1/1/18 through 12/31/18
Innovative Surface Solutions	\$2,001.17	Magnesium Chloride Deicer Solution	1/1/18 through 12/31/18
Tilley Fire Equipment, Inc.	\$580.00	Annual Inspection and Testing of Fire Alarm System	1/1/18 through 12/31/18

DELAWARE RIVER JOINT TOLL BRIDGE COMMISSION

MEETING OF SEPTEMBER 24, 2018

LESSOR'S, MAINTENANCE AND SERVICE CONTRACTS

EASTON-PHILLIPSBURG TOLL BRIDGE			
VENDOR	PAYMENT AMOUNT	DESCRIPTION OF SERVICES	PAYMENT/CONTRACT PERIOD
Industrial Commercial Communications	\$20,226.60	Lease Agreement for Radio Tower Site Gravel Hill, New Jersey (Hunterdon County)	1/1/18 through 12/31/18
Quench	\$636.72	Service Contract (2) Water Coolers	1/1/18 through 12/31/18
Aim Extermination	\$469.00	Service Contract for Pest Control	1/1/18 through 12/31/18
Otis Elevator	3,000.00	Maintenance Contract for Elevator	1/1/18 through 12/31/18
Allied Oil, LLC	\$12,000.00 (Approximate)	Diesel fuel	1/1/18 through 12/31/18
Allied Oil, LLC	\$22,000.00 (Approximate)	Gasoline	1/1/18 through 12/31/18
EMR Power Systems	\$350.00	Service Contract for (1) One Emergency Generator	1/1/18 through 12/31/18
Shammy Shine	\$1,500.00	Car Wash Service Contract	1/1/18 through 12/31/18
Waste Management	\$2,865.93	Dumpster Service Contract	1/1/18 through 12/31/18
Garda CL Atlantic	\$7,314.32 (Approximate)	Armored Car Service	1/1/18 through 12/31/18
Morton Salt, Inc.	\$56,672.00 (Approximate)	Sodium Chloride Rock Salt	1/1/18 through 12/31/18
Tilley Fire Equipment, Inc.	\$662.00	Annual Inspection and Testing of Fire Alarm System	1/1/18 through 12/31/18

DELAWARE RIVER JOINT TOLL BRIDGE COMMISSION

MEETING OF SEPTEMBER 24, 2018

LESSOR'S, MAINTENANCE AND SERVICE CONTRACTS

I-78 TOLL BRIDGE			
VENDOR	PAYMENT AMOUNT	DESCRIPTION OF SERVICES	PAYMENT/CONTRACT PERIOD
Quench	\$1,108.96	Service Contract (4) Water Coolers	1/1/18 through 12/31/18
Suburban Propane	\$18,000.00 (Approximate)	Gasoline	1/1/18 through 12/31/18
Suburban Propane	\$40,000.00 (Approximate)	Fuel Oil	1/1/18 through 12/31/18
Suburban Propane	\$27,000.00 (Approximate)	Diesel Fuel	1/1/18 through 12/31/18
EMR Power Systems	\$1,750.00	Service Contract for (3) Emergency Generators	1/1/18 through 12/31/18
Garda CL Atlantic	\$6,666.40	Armored Car Service	1/1/18 through 12/31/18
Chrin Hauling, Inc.	\$6,100.00	Service Contract for Waste Removal	1/1/18 through 12/31/18
Morton Salt, Inc.	\$133,195.00 (Approximate)	Sodium Chloride Rock Salt	1/1/18 through 12/31/18
Aim Extermination	\$525.00	Service Contract for Pest Control	1/1/18 through 12/31/18
Otis Elevator	\$1,500.00	Maintenance Contract for Elevator	1/1/18 through 12/31/18
Tilley Fire Equipment, Inc.	\$675.00	Annual Inspection and Testing of Fire Alarm System	1/1/18 through 12/31/18

DELAWARE RIVER JOINT TOLL BRIDGE COMMISSION

MEETING OF SEPTEMBER 24, 2018

LESSOR'S, MAINTENANCE AND SERVICE CONTRACTS

PORTLAND-COLUMBIA TOLL BRIDGE			
VENDOR	PAYMENT AMOUNT	DESCRIPTION OF SERVICES	PAYMENT/CONTRACT PERIOD
Suburban Propane	\$4,500.00 (Approximate)	Gasoline	1/1/18 through 12/31/18
Suburban Propane	\$11,000.00 (Approximate)	Fuel oil	1/1/18 through 12/31/18
Suburban Propane	\$9,000.00 (Approximate)	Diesel fuel	1/1/18 through 12/31/18
Quench	\$636.72	Service Contract (2) Water Coolers	1/1/18 through 12/31/18
EMR Power Systems	\$1,400.00	Service Contract for (1) Emergency Generator	1/1/18 through 12/31/18
International Salt Company LLC	\$39,350.00 (Approximate)	Sodium Chloride Rock Salt	1/1/18 through 12/31/18
Innovative Surface Solutions	\$3,561.78 (Approximate)	Magnesium chloride deicer solution	1/1/18 through 12/31/18
Aim Extermination	\$399.00	Service Contract for Pest Control	1/1/18 through 12/31/18
Garda CL Atlantic	\$4,215.16	Armored Car Service	1/1/18 through 12/31/18
Waste Management	\$1,037.00	Service Contract for Waste Removal	1/1/18 through 12/31/18
Tilley Fire Equipment, Inc.	\$468.00	Annual Inspection and Testing of Fire Alarm System	1/1/18 through 12/31/18

DELAWARE RIVER JOINT TOLL BRIDGE COMMISSION

MEETING OF SEPTEMBER 24, 2018

LESSOR'S, MAINTENANCE AND SERVICE CONTRACTS

DELAWARE WATER GAP TOLL BRIDGE			
VENDOR	PAYMENT AMOUNT	DESCRIPTION OF SERVICES	PAYMENT/CONTRACT PERIOD
EMR Power Systems	\$1,900.00	Maintenance Contract for (1) One Emergency Generator	1/1/18 through 12/31/18
Quench	\$1591.80	Service Contract (5) Water Coolers	1/1/18 through 12/31/18
Suburban Propane	\$11,000.00 (Approximate)	Gasoline	1/1/18 through 12/31/18
Suburban Propane	\$13,000.00 (Approximate)	Diesel Fuel	1/1/18 through 12/31/18
Innovative Surface Solutions	\$2,759.00 (Approximate)	Magnesium Chloride Deicer Solution	1/1/18 through 12/31/18
Aim Extermination	\$455.00	Service Contract for Pest Control	1/1/18 through 12/31/18
Garda CL Atlantic	\$6,466.40	Armored Car Service	1/1/18 through 12/31/18
Waste Management	\$2,142.40	Service Contract for Waste Removal	1/1/18 through 12/31/18
Morton Salt, Inc.	\$39,350.00 (Approximate)	Sodium Chloride Rock Salt	1/1/18 through 12/31/18
Tilley Fire Equipment, Inc.	\$442.00	Annual Inspection and Testing of Fire Alarm System	1/1/18 through 12/31/18

DELAWARE RIVER JOINT TOLL BRIDGE COMMISSION

MEETING OF SEPTEMBER 24, 2018

LESSOR'S, MAINTENANCE AND SERVICE CONTRACTS

MILFORD-MONTAGUE TOLL BRIDGE			
VENDOR	PAYMENT AMOUNT	DESCRIPTION OF SERVICES	PAYMENT/CONTRACT PERIOD
Naughton Energy Corp.	\$5,000.00	Gasoline	1/1/18 through 12/31/18
Naughton Energy Corp.	\$16,170.00	Fuel oil	1/1/18 through 12/31/18
Naughton Energy Corp.	\$11,000.00	Diesel fuel	1/1/18 through 12/31/18
Quench	\$636.72	Service Contract (2) Water Coolers	1/1/18 through 12/31/18
EMR Power Systems	\$395.00	Maintenance Contract for One (1) Emergency Generators	1/1/18 through 12/31/18
Innovative Surface Solutions	\$1,686.55 (Approximate)	Magnesium Chloride Deicer Solution	1/1/18 through 12/31/18
Aim Extermination	\$420.00	Service Contract for Pest Control	1/1/18 through 12/31/18
Waste Management	\$1,575.60	Service Contract for Waste Removal	1/1/18 through 12/31/18
Garda CL Atlantic	\$4,530.64	Armored Car Service	1/1/18 through 12/31/18
Morton Salt, Inc.	\$39,350.00 (Approximate)	Sodium Chloride Rock Salt	1/1/18 through 12/31/18
Tilley Fire Equipment, Inc.	\$492.00	Annual Inspection and Testing of Fire Alarm System	1/1/18 through 12/31/18

Delaware River Joint Toll Bridge Commission
Meeting of September 24, 2018

**E-Z PASS REPORT
CUSTOMER SERVICE CENTER/VIOLATIONS PROCESSING CENTER
OPERATIONS (CSC/VPC) REPORT FOR THE E-ZPASS SYSTEM
JULY AND AUGUST 2018**

SUBJECT	DESCRIPTION	PAGE NUMBER
E-ZPass CSC/VPC Operations Report	E-ZPass CSC/VPC Operations Report July and August	1-3

Delaware River Joint Toll Bridge Commission
Meeting of September 24, 2018

**E-Z PASS REPORT
CUSTOMER SERVICE CENTER/VIOLATIONS PROCESSING CENTER
OPERATIONS (CSC/VPC) REPORT FOR THE E-ZPASS SYSTEM
JULY AND AUGUST 2018**

E-ZPass Account and Transponder Information as reported by Conduent State and Local
Solutions, Inc. (CSC/VPC Provider)

Total Number of Migrated DRJTBC and NJ CSC E-ZPass Accounts

Migrated Business Accounts	Migrated Private Accounts	Total Number of Migrated Accounts	Total Number of NJ CSC Active Accounts
1,654	77,339	78,993	2,959,298

Total Number of Migrated DRJTBC (029) Transponders and NJ CSC E-ZPass Transponders

Migrated Business Account Transponders	Migrated Private Account Transponders	Total Number of Migrated Transponders	Total Number of NJ CSC Active Transponders
9,228	131,323	140,551	5,227,291

The Commission will be able to identify 78,993 migrated accounts through a prefix account number (60000). This number will precede the 4-digit account assigned to these accounts. The prefix number was provided in order for the Commission to identify all migrated E-ZPass accounts.

Delaware River Joint Toll Bridge Commission
Meeting of September 24, 2018

E-Z PASS REPORT
CUSTOMER SERVICE CENTER/VIOLATIONS PROCESSING CENTER (CSC/VPC)
OPERATIONS REPORT FOR THE E-ZPASS SYSTEM
JULY/AUGUST 2018

E-ZPass Department Call Activity	Total Calls for July	Total Calls for August
<i>CSC/VPC Inquiries</i>		
Account Modification Requests	257	276
Violation Notification Inquires	141	162
<i>General Commission Inquiries</i>		
Calls referred to Other Departments (H.R., Eng., ESS)	20	34
<i>Web-Inquiries</i>		
Account Updates	20	0
Violations	3	14
Disputes	3	0
TOTAL NUMBER OF CALLS	444	486

E-ZPass account modification requests and violation inquiries represent an increase in calls for July and August.

Delaware River Joint Toll Bridge Commission
Meeting of September 24, 2018

**E-Z PASS REPORT
CUSTOMER SERVICE CENTER/VIOLATIONS PROCESSING CENTER (CSC/VPC)
OPERATIONS REPORT FOR THE E-ZPASS SYSTEM
JULY AND AUGUST 2018**

CSC/VPC Pre-Migration Collection Update:

As a result of pre-migration collection efforts from January 2015 through August 2018, Professional Account Management (PAM) a Duncan Solutions Company reports \$166,323.20 collected in outstanding tolls and fees.

Professional Account Management (PAM) a Duncan Solutions Company provide the Commission with monthly payment status updates. Collection activity will continue to be monitored by the E-ZPass Department.

CSC/VPC Post-Migration Collection Update:

As a result of post-migration collection efforts from May 2014 – August 2018, New Jersey E-ZPass reports \$3,097,491.61 collected in tolls and \$11,130,827.88 collected in fees.

New Jersey Customer Service Center Expired Violation Transaction Update:

Conduent failed to process DRJTBC violations from September 2017-December 2017. Notices should have been issued within 60 days. Revenue impact to DRJTBC is \$67,039.79. New Jersey Turnpike Authority (NJTA) submitted the 4th Addendum to the Service Agreement with Conduent. The Addendum identifies the amount of revenue loss for all Agencies within the Consortium.

Violation Camera Monitoring:

The E-ZPass Department in tandem with TransCore's Field Service Technicians (FSTs) monitor vehicle license plate images in the Southern, Central and Northern Regions through the Commission's Violation Enforcement System (VES).

IAG, New Jersey Turnpike Authority (NJTA) and Electronic Toll Collection System (ETC) Meetings and Workshops

Continue to represent the Commission at the following committees, meetings and workshops:

1. IAG Reciprocity Committee
2. IAG Public Relations & Marketing Committee
3. IAG Legal Committee
4. IAG Rental/Fleet Car Subgroup Committee
5. New Jersey Turnpike Authority Project Status Meetings
6. New Jersey Customer Service Center Implementation Requirements Meetings
7. Electronic Toll Collection System Replacement Meetings

DELAWARE RIVER JOINT TOLL BRIDGE COMMISSION
Meeting of September 24, 2018

ELECTRONIC TOLL COLLECTION PROGRAM

MONTHS OF JULY & AUGUST 2018

SUBJECT	DESCRIPTION	PAGE NUMBER
ETC PROGRAM	Electronic Toll Collection Program Report	1-2

DELAWARE RIVER JOINT TOLL BRIDGE COMMISSION
Meeting of September 24, 2018

ELECTRONIC TOLL COLLECTION PROGRAM
MONTHS OF JULY & AUGUST 2018

The following items were recently initiated, accomplished or performed during the above noted month:

Activities for the In-Lane Toll System

1. TransCore is addressing punch list items, final project documentation and as-built drawings. Project Provisional Acceptance was issued on August 16, 2017 and the project is in the maintenance phase.
2. TransCore implemented a plan to improve system performance, focusing on vehicles classifications. The plan included revisiting each lane, checking all equipment connections/configurations and tuning the equipment to increase performance levels. The RK&K team conducted several additional system audits to determine the level of performance. The vehicle classification system was still performing lower than the requirements included in the contract. Commission staff met with the executive management team from TransCore to discuss our on-going concerns regarding the system performance. TransCore developed and implemented an action list to increase performance. The software changes were completed at all Commission bridges and an in house audit along with a third party review by the RK&K team was completed. Vehicle classification by the toll system has improved and is operating near the requirements of the contract. TransCore replaced the communication cable from serial to Ethernet for lane readers, which should improve corresponding transponders to the appropriate vehicles.
3. TransCore began installing riser cards to increase the capacity of the digital video auditing system (DVAS) from 30 days to the required 18 months.
4. There was an issue in the ORT Lane at the Delaware Water Gap Toll Bridge and TransCore was directed to address it. Commission Staff observed a lot of five axle vehicles being recorded as three axels. This issue began in July and was limited to the open road tolling lane. TransCore resolved this problem by deploying a configuration change that to help the embedded roadway loops from dropping axles. Commission Staff requested a report from TransCore detailing the issue, why it occurred, their response and what will be implemented to prevent future occurrences.
5. Commission Staff and TransCore met to review the above identified issues and discuss the action plan.

DELAWARE RIVER JOINT TOLL BRIDGE COMMISSION
Meeting of September 24, 2018

6. Commission Staff, TransCore and the RK&K team meet monthly to review and discuss system operational and maintenance items.

Activities for the E-ZPass Customer Service Center/Violation Processing Center

1. The new NJ Customer Service Center (CSC) is live. The New Jersey Turnpike Authority (NJTA), as the lead agency, is facilitating all meetings with the other agencies and Conduent. Commission staff, Conduent, HNTB and representative from the other agencies that participate in the NJ CSC participated in follow-up workshops to develop the AET Requirements Document and Business Rules needed for video processing to support the Scudder Falls Bridge was held with Commission Staff and Conduent. Commission Staff reviewed the draft DRJTBC AET Requirements and comments were submitted to Conduent to address.

General Electronic Toll Collection Program Activities

1. Mr. Stracciolini participated in the IAG E-ZPass Executive Management Committee meeting and Policy Committee meetings.
2. Mr. Stracciolini participated meetings with Staff from the Pennsylvania Turnpike Commission to discuss the evaluations of proposals for their new electronic toll collection system.

**Delaware River Joint Toll Bridge Commission
Meeting of September 24, 2018**

CONTRACT COMPLIANCE REPORT INDEX

Months of July & August 2018

SUBJECT	DESCRIPTION	PAGE NUMBER
Contract Compliance Program Operations Report	Operations Report July - August 2018	1-20

Delaware River Joint Toll Bridge Commission
Meeting of September 24, 2018

IBE PROGRAM OVERVIEW

The Delaware River Joint Toll Bridge Commission (Commission) established an IBE Program (MBE/WBE/SBE/DBE/DsBE/VBE) with a target of 25% for all Professional Services and Construction contracts awarded by the Commission effective July 1, 2014. To date, the Commission has awarded forty-eight (48) contracts, with the IBE Program requirements. Currently, there are 31 active contracts and 17 contracts that have been completed and archived.

Elation Systems

The Commission began using Elation Systems effective January 2017, as the online system for Payment Verification and Certified Payroll Reporting (CPR). All contracts awarded by the Commission to a Prime Consultant/Prime Contractor and their Subconsultants and Subcontractors use this service free of charge. Online training is available to vendors on how to use Elation Systems. The Contract Compliance Department and Elation Support Staff are available to assist all users.

The Contract Compliance Department (CCD) monitors, posts and reports data in regards to all payments. The CCD also reviews all Certified Payrolls submitted into Elation Systems.

The following are all mandatory requirements:

Company On-Line Registration:

- i. All Primes must register their company and activate an account in Elation Systems; *and*
- ii. All Primes must also ensure that all Subconsultants and Subcontractors register their company and activate an account in Elation Systems.

Payment Verification:

- i. Prime Contractors must post all payments to their Subconsultants and/or Subcontractors in Elation Systems; *and*
- ii. Prime Contractors and their Subconsultants and/or Subcontractors must confirm all payments received in Elation Systems.

Certified Payroll Reporting:

- i. All Prime Contractors are responsible for assigning someone from their staff with the responsibility to review, approve, and upload their CPR(s) on a weekly basis into Elation Systems; *and*
- ii. All Prime Contractors must also ensure that their Subcontractors upload their CPR(s) on a weekly basis into Elation Systems.

Prime Consultants / Contractors IBE Target performance will be displayed / available on the Commission's public website.

**Delaware River Joint Toll Bridge Commission
Meeting of September 24, 2018**

M E E T I N G S

Professional Services Contracts

Pre-Proposal Meeting(s):	Contract C-716A Facilities Task Order Agreement Contract C-728A Electronic Toll Collection / Tolling Task Order Assignment Consultant
Oral Presentation(s) / Interview(s):	Contract C-716A Facilities Task Order Agreement
Kick-Off Meeting(s):	None Attended

Construction Contracts

Pre-Bid Meeting(s):	Contract T/TS-556A Bridge Monitoring – Select Bridges
Bid Opening(s):	Contract T-711A Easton Phillipsburg Toll Bridge Salt Storage Building
Pre-Construction Meeting(s):	None Attended
Kick-Off Meeting(s):	None Attended
Bi-Weekly Progress Meeting(s):	None Attended

Meeting(s) / Conference(s) / Seminar(s) / Event(s)

DRJTBC - Monthly Departmental (CAO) Staff Meeting
DRJTBC - Monthly Committee Meeting
DRJTBC - Monthly Commissioner's Meeting
07/09/18 - Meeting w/J. Guridy, C. Baker, W. Reading, IT Dept. Re: Update of CCD Website
07/12/18 - Meeting w/A. Conoline, J. Guridy, C. Baker, I. Montalvo Re: Distribution of Projects
07/13/18 - SHCCNJ - Diversity Expo
07/19/18 - WTS - Monthly Board Meeting
07/19/18 - WTS Conference Call Re: Commonwealth Connections Update
07/23/18 - WTS Philadelphia - Farewell Luncheon
07/25/18 - Workforce Utilization Training w/J. Guridy, C. Baker
08/02/18 - WTS Conference Call Re: Commonwealth Connections Update
08/08/18 - WTS Networking Event - Summer Lovin'
08/08/18 - Conference Call w/A. Conoline Re: Trumbull & Review of Elation & OCIP Reports
08/09/18 - Conference Call w/J. Guridy, C. Baker, Trumbull Re: Review of Elation & OCIP Reports
08/16/18 - WTS - Monthly Board Meeting
08/17/18 - Kean University Diversity Expo
08/23/18 - WTS Diversity Panel Discussion Event
08/28/18 - HCCLV Monthly Board Meeting

Elation Produced Reports

The following documents present a set of charts that depict a summary of payments for active and completed contracts since the inception of the IBE program. These charts are followed by pie charts that show the distribution of payments by their IBE certification type.

The following spreadsheets include payment data for both Professional and Construction Contracts that are active and/or completed.

The Workforce Utilization pie charts illustrate the hours worked and ethnicity. The attached Workforce Utilization spreadsheet provides detailed data on the trade, ethnicity, and gender of each construction project.

Lastly, the Minority, Women, and Small Business Enterprise charts show the progress of all Professional and Construction Contracts relevant to the MWSBE Program.

PROFESSIONAL SERVICES PAYMENTS & IBE ACTUAL TO DATE

	DBE	MBE	WBE	SBE	VBE	IBE (Total Payments to 08/30/18)	*IBE (Payment Percentage(s) to 08/30/18)	Total Contract Payments to 08/30/18	Total Contract Value as of 08/30/18
Payments of All Contracts Combined	\$7,140,021.13	\$9,210,766.84	\$8,166,832.31	\$5,421,898.96	\$4,211,484.95	\$34,151,004.19	19.56%	\$174,578,934.49	\$542,490,177.33
Payments Percentage of Total Contract Value							6.30%	32.18%	\$542,490,177.33
	DBE	MBE	WBE	SBE	VBE	IBE (Total Payments to 08/30/18)	*IBE (Payment Percentage(s) to 08/30/18)	Total Contract Payments to 08/30/18	Total Contract Value as of 08/30/18
IBE Type Total Payments (Professional Contracts)	\$2,602,907.22	\$4,136,097.40	\$ 905,861.03	\$1,291,230.74	\$1,848,588.80	\$10,784,685.19	25.67%	\$42,010,110.50	\$89,106,878.46
1 C-508A / BURNS - I78 Maintenance Garage Expansion	\$ 108,810.88	\$ 23,012.21	\$ 164,287.18			\$ 296,110.27	39.80%	\$ 659,809.92	\$ 686,117.37
2 C-519A / GANNETT FLEMING ARCHITECTS, INC. - Southern Operations & Maintenance Facilities Improvements				\$ 15,008.30		\$ 15,008.30	0.50%	\$ 59,676.56	\$ 3,012,681.45
3 C-644A / GANNETT FLEMING ARCHITECTS, INC. - I78 Bridges & Approach Slab Rehabilitation	\$ 19,565.85					\$ 19,565.85	3.00%	\$ 368,213.61	\$ 651,157.49
4 C-657A / JINGOLI - TOA / Building Construction Management Services for PA Assignment Level 3 Toll Bridge Facilities Energy Contract		\$ 13,380.00				\$ 13,380.00	0.01%	\$ 287,274.16	\$ 300,000.00
5 C-660A / BAKER - Scudder Falls Bridge Replacement Project Final Design Services	\$ 1,558,878.70	\$ 2,661,914.43	\$ 273,197.88		\$ 1,636,597.46	\$ 6,130,588.47	21.52%	\$ 26,950,129.47	\$ 28,490,033.74
6 C-662A / McCORMICK - Scudder Falls Bridge Replacement Public Involvement Services	\$ 208,970.47					\$ 208,970.47	11.61%	\$ 891,650.29	\$ 1,800,016.87
7 C-684A-(1)-2 / CHERRY, WEBER ASSOCIATES, P.C. - General Engineering Services 2015-2018 Annual Inspections		\$ 171,717.12				\$ 171,717.12	20.44%	\$ 687,089.28	\$ 840,000.00
8 C-696A / JOHNSON, MIRMIRAN AND THOMPSON, INC. - TOA / Engineering Services for PA Assignment	\$ 60,996.27					\$ 60,996.27	12.20%	\$ 220,669.26	\$ 500,000.00
9 C-696B / FRENCH & PARRELLO ASSOCIATES - TOA / Engineering Services for NJ Assignment				\$ 40,502.02		\$ 40,502.02	8.10%	\$ 136,327.86	\$ 500,000.00
10 C-701A / RUMMEL, KLEPPER AND KAHL - TOA / Engineering Services for Electronic Toll Collection Systems	\$ 54,445.79		\$ 300.00			\$ 54,745.79	10.95%	\$ 267,063.81	\$ 500,000.00
11 C-702B / IH ENGINEERS, P.C. (IBE) - Structural / Civil Task Order Agreement for NJ Assignment		\$ 420,866.27				\$ 420,866.27	42.09%	\$ 420,866.27	\$ 1,000,000.00

* IBE percentages are calculated based on the Prime(s) payment amount.

Reporting from 07/01/2014 to 08/30/2018

PROFESSIONAL SERVICES PAYMENTS & IBE ACTUAL TO DATE

	DBE	MBE	WBE	SBE	VBE	IBE (Total Payments to 08/30/18)	*IBE (Payment Percentage(s) to 08/30/18)	Total Contract Payments to 08/30/18	Total Contract Value as of 08/30/18
Payments of All Contracts Combined	\$7,140,021.13	\$9,210,766.84	\$8,166,832.31	\$5,421,898.96	\$4,211,484.95	\$34,151,004.19	19.56%	\$174,578,934.49	\$542,490,177.33
Payments Percentage of Total Contract Value							6.30%	32.18%	\$542,490,177.33
	DBE	MBE	WBE	SBE	VBE	IBE (Total Payments to 08/30/18)	*IBE (Payment Percentage(s) to 08/30/18)	Total Contract Payments to 08/30/18	Total Contract Value as of 08/30/18
IBE Type Total Payments (Professional Contracts)	\$2,602,907.22	\$4,136,097.40	\$ 905,861.03	\$1,291,230.74	\$1,848,588.80	\$10,784,685.19	25.67%	\$42,010,110.50	\$89,106,878.46
¹² C-703A / URBAN ENGINEERS, INC. - TOA / Construction Management Services for PA Assignment			\$ 15,199.70			\$ 15,199.70	3.04%	\$ 227,372.61	\$ 500,000.00
¹³ C-707A / USA ARCHITECTS (IBE) - Commission Administration Building at Scudder Falls			\$ 134,868.10	\$ 743,848.59	\$ 211,991.34	\$ 1,090,708.03	79.24%	\$ 1,090,708.03	\$ 1,376,451.71
¹⁴ C-715A / PENNONI ASSOCIATES, INC. - Structural/Civil Task Order Agreement for PA Assignment	\$ 33,027.35					\$ 33,027.35	3.30%	\$ 145,036.83	\$ 1,000,000.00
¹⁵ CI-671A / TRC ENGINEERS - Scudder Falls Bridge Replacement Project Engineering Services for PA Approach Improvements	\$ 463,178.49					\$ 463,178.49	7.11%	\$ 857,873.93	\$ 6,515,220.03
¹⁶ CI-672A / PARSONS BRINCKERHOFF, INC. (WSP) - Scudder Falls Bridge Replacement Project Engineering Services for Main River Bridge Replacement		\$ 201,813.55				\$ 201,813.55	2.60%	\$ 1,032,668.49	\$ 7,776,718.32
¹⁷ CI-673A / GANNETT FLEMING ARCHITECTS, INC. - SFB Replacement Project Engineering Services for NJ Approach Construction				\$ 246,144.86		\$ 246,144.86	3.75%	\$ 1,228,050.23	\$ 6,568,103.32
¹⁸ CM-644A / GREENMAN-PEDERSEN, INC. - 178 Bridges and Approach Slabs Rehabilitation Construction Management Services / Inspection Services	\$ 95,033.42		\$ 27,643.76	\$ 16,270.82		\$ 138,948.00	7.94%	\$ 864,174.36	\$ 1,545,442.08
¹⁹ CM-669A / HILL INTERNATIONAL, INC. - Scudder Falls Bridge Replacement Project Construction Management Services		\$ 643,393.82	\$ 290,364.41	\$ 229,456.15		\$ 1,163,214.38	4.65%	\$ 5,556,688.12	\$ 25,015,066.98
²⁰ CM-707A / JOSEPH JINGOLI & SON, INC. - Commission Administration Building at Scudder Falls Construction Management Services							0.00%	\$ 58,767.41	\$ 529,869.10

* IBE percentages are calculated based on the Prime(s) payment amount.

Reporting from 07/01/2014 to 08/30/2018

CONSTRUCTION SERVICES PAYMENTS & IBE ACTUAL TO DATE

	DBE	MDBE	WDBE	SDBE	VDBE	IBE Total Payments to 08/30/18	% IBE Payment Percentage(s) to 08/30/18	Prime Total Contract Payments to 08/30/18	Total Contract Value as of 08/30/18
Payments of All Contracts Combined	\$7,140,021.13	\$9,210,766.84	\$8,166,832.31	\$5,421,898.96	\$4,211,484.95	\$34,151,004.19	19.56%	\$174,578,934.49	\$542,490,177.33
Payments Percentage of Total Contract Value							6.30%	32.18%	\$542,490,177.33
IBE Type Total Payments (Construction Contracts)	\$4,486,195.46	\$4,884,799.01	\$7,127,663.34	\$4,033,650.16	\$2,358,824.95	\$22,891,132.92	17.27%	\$132,568,823.99	\$453,383,298.87
DB-540A / TRANSORE - Electronic Toll Collection System Replacement - Design, Build & Maintain	\$ 2,024,382.73	\$ 285,650.85	\$ 6,177.93			\$ 2,316,211.51	18.48%	\$ 10,385,693.44	\$ 12,462,964.26
T-644A / J.D. ECKMAN - Easton/Phillipsburg TB Facility Administration Building			\$ 300,044.36	\$ 1,910,475.00		\$ 2,210,519.36	19.88%	\$ 6,242,443.58	\$ 11,117,003.61
T-645A MJF - Building & Facilities Energy Conservation	\$ 360,695.00					\$ 360,695.00	6.77%	\$ 4,352,479.00	\$ 5,326,520.00
T-645B / SCHNEIDER ELECTRIC - Building & Facilities Energy Conservation Measures - Mechanical/Controls					\$ 36,640.80	\$ 36,640.80	3.17%	\$ 399,023.10	\$ 1,154,809.00
T-668A TRUMBULL 2 New Jersey - SFB Replacement Project							0.00%		
T-668A / TRUMBULL 1 - Pennsylvania Scudder Falls Bridge Replacement Project	\$ 2,052,229.62	\$ 4,599,148.16	\$ 6,545,487.90	\$ 1,066,115.30	\$ 2,322,184.15	\$ 16,585,165.13	4.19%	\$ 107,503,079.06	\$ 396,000,000.00
T-707A / BRACY - Commission Administration Building at Scudder Falls Bridge & Adaptive Reuse of the 1799 Building							0.00%	\$ 698,019.36	\$ 21,357,000.00
T-708A / ALLIED PAINTING - New Hope/Lambertville Toll Bridge Floor System Rehabilitation - Facility Administration Building	\$ 48,888.11		\$ 8,161.61	\$ 12,820.26		\$ 69,869.98	4.12%	\$ 198,900.00	\$ 1,694,000.00
T-717A / BRACY - Milford/Montague Toll Bridge Salt Storage Building			\$ 104,158.96			\$ 104,158.96	8.37%	\$ 1,232,810.45	\$ 1,244,000.00
TS-677A / SPARWICK (IBE) - Scudder Falls TSB Interim Deck Repairs on I-95				\$ 999,656.00		\$ 999,656.00	99.63%	\$ 999,656.00	\$ 1,003,336.00
TS-687A / CARR & DUFF - Lower Trenton Toll Supported Bridge Replacement Of Sign Lighting Elements			\$ 163,632.58			\$ 163,632.58	25.29%	\$ 556,720.00	\$ 647,000.00

* IBE percentages are calculated based on the Prime(s) payment amount.

Reporting from 07/01/2014 - 08/30/2018

CONSTRUCTION SERVICES PAYMENTS & IBE ACTUAL TO DATE

	DBE	MBE	WBE	SBE	VBE	IBF Total Payments to 08/30/18	% IBE Payment Percentage(s) to 08/30/18	Prime Total Contract Payments to 08/30/18	Total Contract Value as of 08/30/18
Payments of All Contracts Combined	\$7,140,021.13	\$9,210,766.84	\$8,166,832.31	\$5,421,898.96	\$4,211,484.95	\$34,151,004.19	19.56%	\$174,578,934.49	\$542,490,177.33
Payments Percentage of Total Contract Value							6.30%	32.18%	\$542,490,177.33
	DBE	MBE	WBE	SBE	VBE	IBF Total Payments to 08/30/18	IBF Payment Percentage(s) to 08/30/18	Prime Total Contract Payments to 08/30/18	Total Contract Value as of 08/30/18
IBE Type Total Payments (Construction Contracts)	\$4,486,195.46	\$4,884,799.01	\$7,127,663.34	\$4,033,650.16	\$2,358,824.95	\$22,891,132.92	17.27%	\$132,568,823.99	\$453,383,298.87
TTS-723A / J. FLETCHER CREAMER - On Call Beam Guide Rail & Attenuator Replacement				\$ 44,583.60		\$ 44,583.60	3.24%		\$ 1,376,666.00

12

* IBE percentages are calculated based on the Prime(s) payment amount.

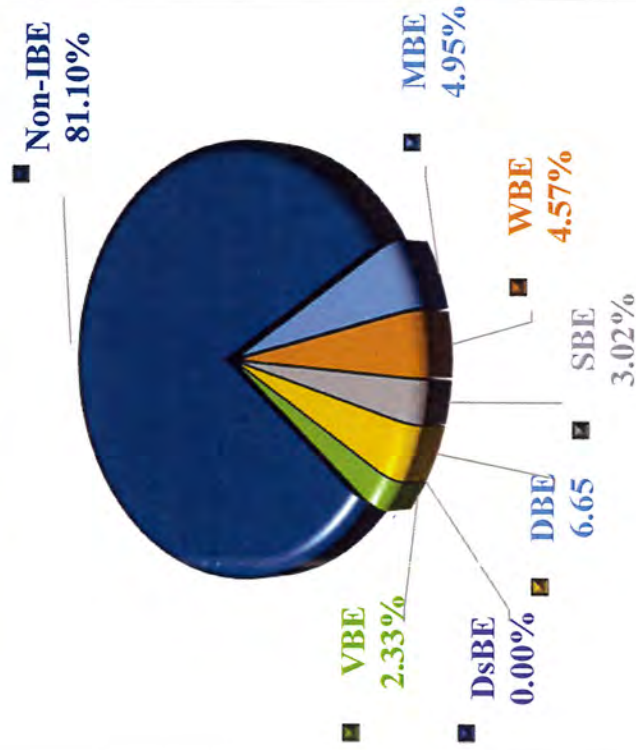
Reporting from 07/01/2014 - 08/30/2018

PERCENTAGES OF PAYMENTS TO CERTIFIED IBE SUBCONTRACTORS

(MBE / WBE / SBE / DBE / DSBE / VBE)

ACTIVE CONTRACTS

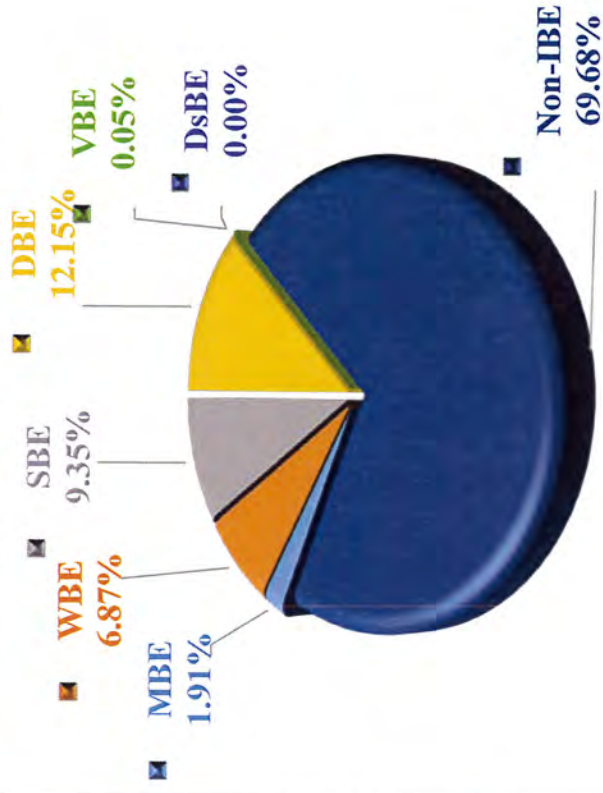
IBE Target 25% - Current IBE Actual 18.90%



■ MBE ■ WBE ■ SBE ■ DBE ■ DSBE ■ VBE ■ Non-IBE

CLOSED CONTRACTS

IBE Target 25% - Current IBE Actual 30.32%



■ MBE ■ WBE ■ SBE ■ DBE ■ DSBE ■ VBE ■ Non-IBE

Reporting from 07/01/2014 - 08/30/2018

Completed Professional Services Contracts Payment Detail Report

Total Prime's Contracts Value	\$ 2,986,954.83
Total Payments to IBEs	\$ 649,229.49
IBE Target	25.00%
IBE Actual	21.74%

Met or Exceeded The Target

Did Not Meet The Target

CONTRACT TITLE	CONTRACT NO.	PRIME CONSULTANTS	CONTRACT VALUES	PAYMENT TOTALS	IBE TARGET	IBE ACTUAL	IBE TYPE	START DATE	END DATE
1 I-78 Maintenance Garage Expansion Engineering Services for Construction Management	CM-508A IBE	STV, Inc. Envision Consultants, Ltd. HRV Conformance Verification Associates, Inc. IH Engineers, P.C.	\$ 582,335.21 \$ 33,957.55 \$ 19,937.70 \$ 46,603.11	\$ 582,335.21 \$ 33,957.55 \$ - \$ 46,603.11	25.00% 06.30% 03.40% 17.55%	13.83% 5.83% 0.00% 8.00%	SBE DBE MBE	02/29/2016	04/30/2018
2 Scudder Falls Bridge Replacement Project - PA Noise Walls Construction	CM-664A IBE	GREENMAN-PEDERSEN, INC. Envision Consultants, Ltd. Keegan Technology & Testing Associates, Inc. A/K/A Key-Tech Naik Consulting Group, P.C. Safegate Associates, LLC	\$ 849,622.00 \$ 45,881.50 \$ 36,494.33 \$ 76,622.13 \$ 8,700.00	\$ 849,622.00 \$ 45,881.50 \$ 36,494.33 \$ 76,622.13 \$ 8,700.00	25.00% 05.20% 03.70% 18.30% 02.60%	19.74% 5.40% 4.30% 9.02% 1.02%	WBE SBE DBE SBE	02/29/2016	01/03/2018
3 Scudder Falls Bridge Replacement Project - PA Noise Walls Construction	CI-665A IBE	JACOBS ENGINEERING GROUP, INC. IH Engineers, P.C. RIG Consulting, Inc.	\$ 626,933.76 \$ 44,766.05 \$ 68,085.01	\$ 626,933.76 \$ 44,766.05 \$ -	25.00% 14.40% 10.86%	7.14% 7.14% 0.00%	MBE DBE	05/23/2016	11/02/2017
4 Riverton - Belvidere Toll Supported Bridge Critical Member	C-650A IBE	AMMANN & WHITNEY Pickering, Cortis & Summerson, Inc.	\$ 451,072.33 \$ 93,184.47	\$ 451,072.33 \$ 93,184.47	25.00% 25.80%	20.66% 20.66%	SBE	10/26/2015	08/08/2017
5 Portland - Columbia Toll Bridge Approach Roadways Improvements	CI-566A IBE	JACOBS ENGINEERING GROUP, INC. AmerCom Corporation Naik Consulting Group, P.C.	\$ 476,991.53 \$ 144,473.11 \$ -	\$ 476,991.53 \$ 144,473.11 \$ -	25.00% 31.55% 04.87%	30.29% 30.29% 0.00%	MBE SBE	02/23/2015	10/15/2016
6 Scudder Falls Bridge Replacement	C-663A	PENNONI ASSOCIATES, INC.	\$ 237,424.67	\$ 237,424.67	25.00%	49.93%		07/30/2015	4/20/2016

Completed Professional Services Contracts Payment Detail Report

Total Prime's Contracts Value	\$ 2,986,954.83
Total Payments to IBEs	\$ 649,229.49
IBE Target	25.00%
IBE Actual	21.74%

Met or Exceeded The Target

Did Not Meet The Target

Project - Traffic Engineering Services Pre-construction Traffic	IBE	Drive Engineering Corp. TechniQuest Corporation	\$	6,757.64	\$	6,757.64	03.40%	2.85%	MBE
			\$	111,789.60	\$	111,789.60	36.50%	47.08%	MBE

Completed Construction Contracts Payment Detail Report

Total Prime's Contracts Value	\$ 35,126,553.43
Total Payments to IBEs	\$ 11,063,149.54
IBE Target	25.00%
IBE Actual	31.50%

Met or Exceeded The Target

Did Not Meet The Target

CONTRACT TITLE	CONTRACT NO.	PRIME CONTRACTORS	CONTRACT VALUES	PAYMENT TOTALS	PRIME TARGET	PRIME ACTUAL	IBE TYPE	START DATE	END DATE
1-78 Maintenance Garage Expansion at I-78 PA Welcome Ctr. / Maintenance Facility	T-508A IBE	BRACY CONSTRUCTION, INC.	\$ 9,845,177.03	\$ 9,845,177.03	25.00%	14.43%		06/27/2016	06/30/2018
		C.A. Weiss Sales, LLC	\$ 245,498.71	\$ 245,498.71	2.49%	2.49%	WBE		
		Central Penn Welding & Ironworks, LLC	\$ 173,273.71	\$ 173,273.71	1.76%	1.76%	MBE		
		Gaver Industries, Inc. d/b/a Barker & Barker Paving	\$ 19,547.10	\$ 19,547.10	0.20%	0.20%	VBE		
		Ida Yeager Sales, Inc.	\$ 148,150.52	\$ 148,150.52	1.50%	1.50%	DBE		
		J. Sterling Solutions, LLC	\$ 51,476.64	\$ 51,476.64	0.52%	0.52%	DBE		
		Labe Sales, Inc.	\$ 73,980.00	\$ 73,980.00	0.75%	0.75%	DBE		
		Penn State Electrical Mechanical Supply Co., Inc.	\$ 196,063.29	\$ 196,063.29	1.99%	1.99%	DBE		
		Reeb Building Systems, LLC	\$ 512,970.82	\$ 512,970.82	5.21%	5.21%	DBE		
CONTRACT TITLE	CONTRACT NO.	PRIME CONTRACTORS	CONTRACT VALUES	PAYMENT TOTALS	IBE TARGET	IBE ACTUAL	IBE TYPE	START DATE	END DATE
Lower Trenton Toll Supported Bridge Approach Traffic Signal Equipment Upgrades	TS-699A	CARR AND DUFF, INC.	\$ 161,150.37	\$ 161,150.32	25.00%	37.96%		03/29/2017	04/24/2018
	IBE	General Highway Products, Inc	\$ 61,169.00	\$ 61,169.00	25.00%	37.96%	WBE		
CONTRACT TITLE	CONTRACT NO.	PRIME CONTRACTORS	CONTRACT VALUES	PAYMENT TOTALS	IBE TARGET	IBE ACTUAL	IBE TYPE	START DATE	END DATE
Scudder Falls Bridge Replacement Project - Tree Clearing	T-667A IBE	AP CONSTRUCTION, INC.	\$ 1,721,688.26	\$ 1,721,688.26	25.00%	26.42%		12/23/2015	09/20/2017
		Athena Contracting, Inc.	\$ 243,315.01	\$ 243,315.01	10.00%	14.13%	WBE		
		BFW Group	\$ 8,550.00	\$ 8,550.00	0.83%	0.50%	DBE		
		Sable Construction, Inc.	\$ 202,960.00	\$ 202,960.00	15.00%	11.79%	MBE		
CONTRACT TITLE	CONTRACT NO.	PRIME CONTRACTORS	CONTRACT VALUES	PAYMENT TOTALS	IBE TARGET	IBE ACTUAL	IBE TYPE	START DATE	END DATE
Scudder Falls Bridge Replacement Project - PA Noise Walls	T-666A IBE	PKF-MARK III, INC.	\$ 11,219,737.01	\$ 11,219,737.01	25.00%	31.54%		04/29/2016	08/14/2017
		Bird Solutions International	\$ 122,732.00	\$ 122,732.00	1.09%	1.09%			
		Green Valley Landscaping, Inc.	\$ 72,163.76	\$ 72,163.76	0.64%	0.64%			
		Sanders Construction Company, Inc.	\$ 3,338,786.23	\$ 3,338,786.23	25.00%	29.76%	DBE		
		Work Zone Contractors, LLC	\$ 5,352.12	\$ 5,352.12	0.05%	0.05%	DBE		
CONTRACT TITLE	CONTRACT NO.	PRIME CONTRACTORS	CONTRACT VALUES	PAYMENT TOTALS	IBE TARGET	IBE ACTUAL	IBE TYPE	START DATE	END DATE

Completed Construction Contracts Payment Detail Report

Total Prime's Contracts Value	\$ 35,126,553.43
Total Payments to IBEs	\$ 11,063,149.54
IBE Target	25.00%
IBE Actual	31.50%

Met or Exceeded The Target
Did Not Meet The Target

5	Scudder Falls Bridge Replacement Project Subsurface Boring & Sampling	T-661A	TRC ENGINEERS	\$	1,438,941.98	\$	1,438,941.98	25.00%	16.29%	05/18/2015	05/18/2017
		IBE	Garden State Highway Products	\$	196,519.30	\$	196,519.30	11.00%	13.66%	WBE	
			Burgette Excavation, LLC t/a Traffic Regulators	\$	37,947.00	\$	37,947.00	15.00%	2.64%	SBE	
6	I-78 Toll Plaza Bumper Block Replacement	CONTRACT NO.	PRIME CONTRACTORS		CONTRACT VALUES		PAYMENT TOTALS	IBE TARGET	IBE ACTUAL	IBE TYPE	END DATE
		T-705A	SPARWICK CONTRACTING, INC. (IBE)	\$	160,006.00	\$	160,006.00	25.00%	100.00%	SBE	03/03/2017
7	DIII Toll Bridges Facilities Emergency Standby Generators Improvements	CONTRACT NO.	PRIME CONTRACTORS		CONTRACT VALUES		PAYMENT TOTALS	IBE TARGET	IBE ACTUAL	IBE TYPE	END DATE
		T-514A	WEST SIDE HAMMER ELECTRIC	\$	644,686.00	\$	644,686.00	25.00%	30.61%		01/08/2017
		IBE	Penn State Electric Mechanical Supply Co., Inc.	\$	197,339.20	\$	197,339.99	29.00%	30.61%	DBE	
8	Lower Trenton TSB Approach Roadways Improvements	CONTRACT NO.	PRIME CONTRACTORS		CONTRACT VALUES		PAYMENT TOTALS	IBE TARGET	IBE ACTUAL	IBE TYPE	END DATE
		TS-639B	MOUNT CONSTRUCTION CO., INC. (IBE)	\$	2,090,794.00	\$	2,090,794.00	25.00%	100.00%	WBE	12/06/2016
9	Easton / Phillipsburg Ramp C Stabilization	CONTRACT NO.	PRIME CONTRACTORS		CONTRACT VALUES		PAYMENT TOTALS	IBE TARGET	IBE ACTUAL	IBE TYPE	END DATE
		T-641A	MERCO, INC. (IBE)	\$	998,300.00	\$	998,300.00	25.00%	100.00%	SBE	12/01/2016
10	Portland - Columbia Toll Bridge Approach Roadway Improvement	CONTRACT NO.	PRIME CONTRACTORS		CONTRACT VALUES		PAYMENT TOTALS	IBE TARGET	IBE ACTUAL	IBE TYPE	END DATE
		T-566A	INTERCOUNTY PAVING COMPANY	\$	6,193,334.28	\$	6,193,334.28	25.00%	30.32%		11/30/2016
		IBE	Established Traffic Control	\$	43,589.66	\$	43,589.66	0.60%	0.70%	DBE	
			MV Contracting, Inc.	\$	1,652,064.50	\$	1,652,064.50	22.70%	26.67%	WBE	
			PIM Corporation	\$	160,217.70	\$	160,217.70	3.50%	2.59%	SBE	
The Vann Organization	\$	22,035.00	\$	22,035.00	0.40%	0.36%	SBE				

Completed Construction Contracts Payment Detail Report

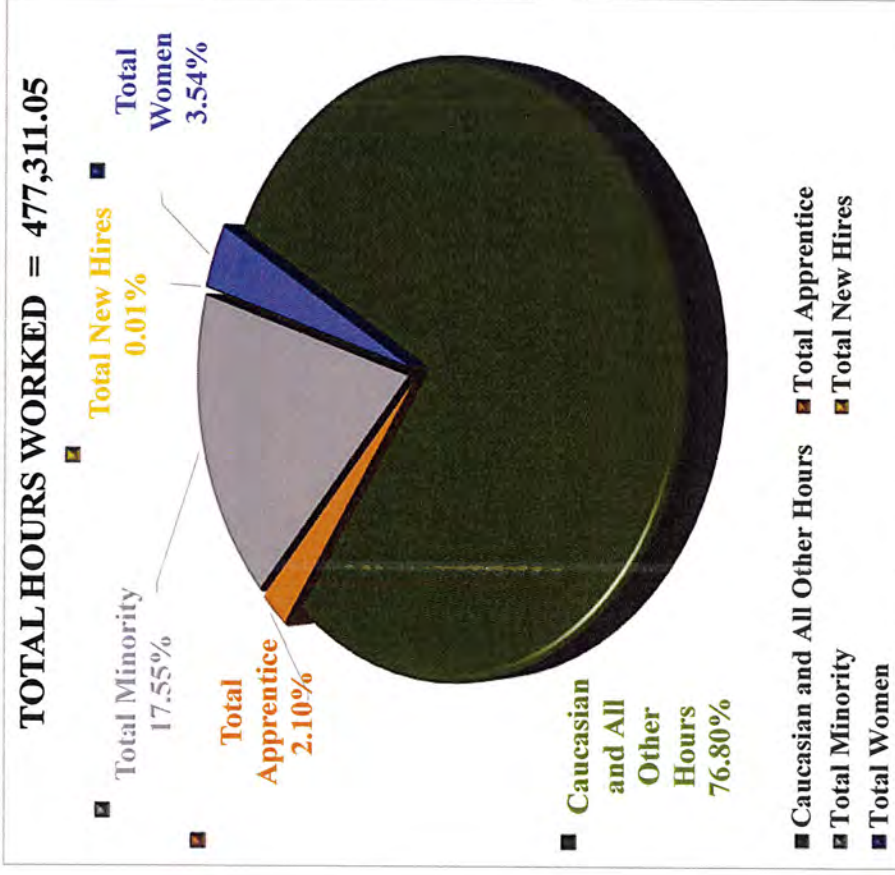
Total Prime's Contracts Value	\$ 35,126,553.43
Total Payments to IBEs	\$ 11,063,149.54
IBE Target	25.00%
IBE Actual	31.50%

Met or Exceeded The Target

Did Not Meet The Target

CONTRACT TITLE	CONTRACT NO.	PRIME CONTRACTORS	CONTRACT VALUES	PAYMENT TOTALS	IBE TARGET	IBE ACTUAL	IBE TYPE	START DATE	END DATE
11 Riverton - Belvidere Toll Supported Bridge	TS-650A	ROAD-CON, INC.	\$ 652,738.50	\$ 652,738.50	25.00%	4.34%		08/15/2016	11/11/2016
	IBE	Desilvio & Company, Inc.	\$ 16,848.00	\$ 16,848.00	2.60%	2.58%	WBE		
		Established Traffic Control	\$ 4,317.48	\$ 4,317.48	0.73%	0.66%	WBE		
		RAM-T Corporation	\$ 7,182.00	\$ 7,182.00	2.00%	1.10%	DBE		
		Williams Flagger Logistics, LLC	\$ 49,842.17	\$ -	5.90%	0.00%			

WORKFORCE UTILIZATION - HOURS REPORTING



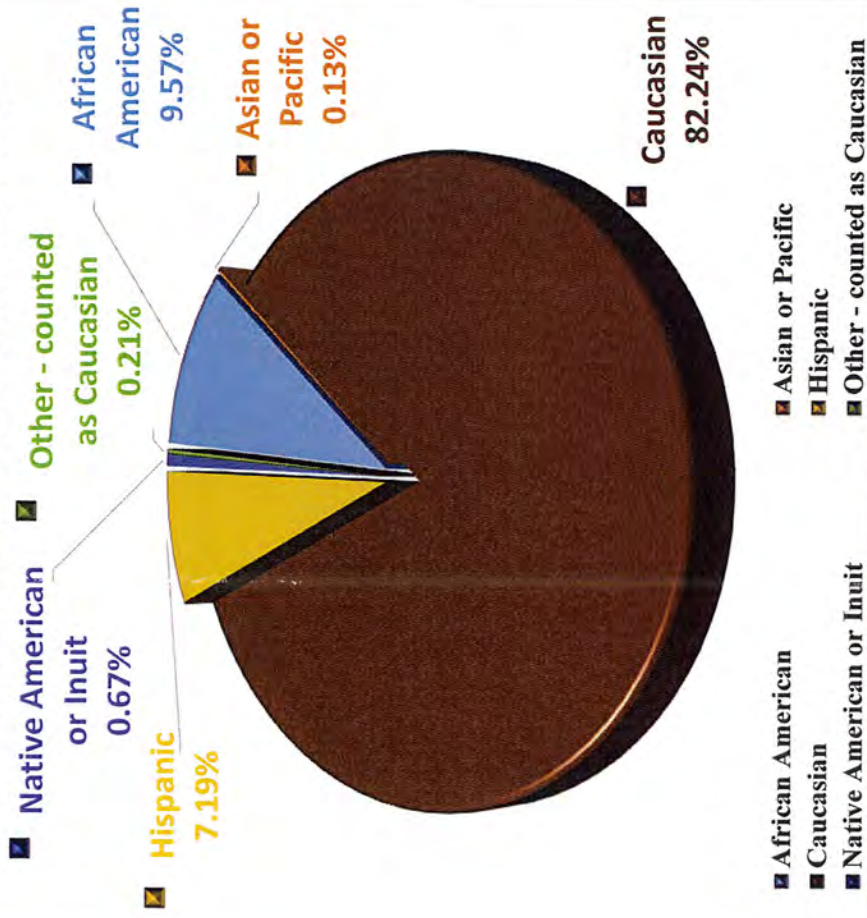
Hours Worked Pie Chart: reflects the individual(s) hours worked by the Prime Contractor(s) and Subcontractor(s) (IBE and Non-IBE) employees.

Work Force Target	Total Hours	# of Workers
Local Residents	454,581.05	1,385
Total Minority	83,785.05	323
Total New Hires	54.00	3
Total Women	16,890.50	42
Total Apprentice	10,044.50	44
Total (All Localities)	477,311.05	1,480

Reporting from 07/01/2014 – 08/30/2018

WORKFORCE UTILIZATION - ETHNICITY REPORTING

ETHNICITY HOURS PERCENTAGE



Ethnicity Pie Chart = reflects the ethnic backgrounds of all individual workers reporting on Commission Projects (Primes Employees / Subcontractor Employees).

Ethnicity Breakdown	Total Hours	# of Workers
African American	45,673.75	143
Asian or Pacific Islander	617.50	8
Caucasian	392,524.50	1,153
Hispanic	34,310.30	166
Native American or Inuit	3,183.50	6
Other	1,001.50	4

The above-referenced workforce utilization data is reflected in the following spreadsheets.

Reporting from 07/01/2014 – 08/30/2018

Workforce Utilization Summary

	Total Hours Worked	Total Apprentice	NJ	NJ %	PA	PA %	Caucasian / White	American Indian	Asian Pacific Islander	Black / African American	Latino / Hispanic	Other	Total Minorities	Minority %	Women	Women %	New Hires
	477,311.05	10,044.50	196,113.85	41.09%	269,033.50	56.55%	392,524.50	3,183.50	617.50	45,673.75	34,310.30	1,001.50	83,785.05	17.55%	16,890.50	3.54%	54.00
Project Name	Total Hours Worked	Total Apprentice	NJ	NJ %	PA	PA %	Caucasian / White	American Indian	Asian Pacific Islander	Black / African American	Latino / Hispanic	Other	Total Minorities	Minority %	Women	Women %	New Hires
T-668A TRUMBULL 2 New Jersey - SFB Replacement Project	187,111.00	4,356.00	140,602.75	75.14%	45,418.25	24.27%	155,232.00	444.00	28.50	19,665.00	8,643.50	98.00	28,781.00	15.35%	6,857.00	3.68%	54.00
T-668A TRUMBULL 1 Pennsylvania SFB Bridge Replacement Project	223,675.25	1,623.00	40,868.50	18.27%	175,943.25	78.66%	184,955.25	2,704.50	411.50	22,887.25	12,444.75	272.00	38,448.00	17.19%	8,985.00	4.02%	0.00
T-668A TRUMBULL (Combined Totals for NJ+PA)	410,786.25	5,979.00	181,471.25	44.18%	221,361.50	53.89%	343,187.25	3,148.50	440.00	42,552.25	21,088.25	370.00	67,229.00	16.37%	15,842.00	3.86%	54.00
DB-540A TRANSORE - Electronic Toll Collection System Replacement - Design, Build & Maintain	2,040.00	0.00	108.00	5.29%	875.00	42.89%	321.00	0.00	158.00	674.00	255.50	631.50	1,037.50	53.31%	0.00	0.00%	0.00
T-644A J.D. ECKMAN - EASTON PHILLIPSBURG TB FACILITY ADMINISTRATION BLDG	39,779.50	1,425.50	6,855.50	17.23%	25,980.50	65.31%	29,845.25	0.00	19.50	949.00	8,965.75	0.00	9,934.25	24.97%	986.50	2.48%	0.00
T-645A MJF BUILDING & FACILITIES ENERGY CONSERVATION	8,676.30	1,092.00	2,330.60	26.86%	12,386.00	142.76%	6,513.50	0.00	0.00	1,110.50	1,052.30	0.00	2,162.80	24.93%	62.00	0.71%	0.00
T-646B SCHNEIDER ELECTRIC BUILDING & FACILITIES ENERGY CONSERVATION MEASURES - MECHANICAL / CONTROLS	1,595.50	0.00	0.00	0.00%	1,105.50	69.29%	1,595.50	0.00	0.00	0.00	0.00	0.00	0.00	0.00%	0.00	0.00%	0.00
T-707A Bracy Commission Administration Building at SFB & Adaptive Reuse of the 1799 Building	3,441.50	8.00	511.50	14.86%	2,530.00	1,006.57%	3,142.50	0.00	0.00	174.50	124.50	0.00	299.00	8.69%	0.00	0.00%	0.00
T-708A Allied Painting New Hope-Lambertville Toll Bridge Floor System Rehabilitation - Facility Administration Building	4,299.00	514.00	3,295.00	76.65%	1,004.00	56.26%	1,833.00	0.00	0.00	0.00	2,666.00	0.00	2,666.00	62.01%	0.00	0.00%	0.00
T-717A BRACY Milford-Montague Toll Bridge Salt Storage Building	3,227.00	0.00	60.00	1.86%	2,307.00	71.49%	2,978.50	35.00	0.00	213.50	0.00	0.00	248.50	7.70%	0.00	0.00%	0.00
TS-677A SPARWICK - SF TSB Interim Deck Repairs on I-95	590.00	0.00	550.00	100.00%	0.00	0.00%	501.00	0.00	0.00	0.00	79.00	0.00	79.00	13.62%	0.00	0.00%	0.00
TS-687A Carr & Duff LOWER TRENTON TOLL SUPPORTED BRIDGE REPLACEMENT OF SIGN LIGHTING ELEMENTS	2,734.00	1,026.00	750.00	27.43%	1,984.00	167.88%	2,693.00	0.00	0.00	0.00	41.00	0.00	41.00	1.50%	0.00	0.00%	0.00
TTS-723A J FLETCHER CREAMER ON CALL BEAM GUIDE RAIL & ATTENUATOR REPLACEMENT	152.00	0.00	152.00	100.00%	0.00	0.00%	114.00	0.00	0.00	0.00	38.00	0.00	38.00	25.00%	0.00	0.00%	0.00

Delaware River Joint Toll Bridge Commission
Meeting of September 24, 2018

MINORITY, WOMEN AND SMALL BUSINESS ENTERPRISE PROGRAM OVERVIEW

The Delaware River Joint Toll Bridge Commission implemented a one-year Minority Business Enterprise (MBE) pilot program, with a 7% participation goal, and the Women Business Enterprise (WBE) pilot program with a 3% goal. These goals applied to consultants and contractors' participating in the Commission's Capital Program and were effective on September 1, 2008.

At its December 2008 Commission Meeting, the Commission revised the pilot program to specify a 25% Small Business Enterprise (SBE) goal to New Jersey assigned consultant contracts in lieu of the previously specified 7% MBE and 3% WBE goals.

At its December 2010 Commission Meeting, due to the success of the Commission's MWSBE Pilot Program, the Delaware River Joint Toll Bridge Commission adopted a resolution for permanent status of the Minority Business Enterprise (MBE) program, with a 7% participation goal, and the Women Business Enterprise (WBE) program with a 3% goal, and the Small Business Enterprise (SBE) program with a 25% goal. These goals apply to consultants and contractors' participating in the Commission's Capital Program.

The Contract Compliance Department continues to monitor, update and analyze the payments for the MWSBE diversity program.


- | | |
|---|-------------------|
| a) PA Assigned Professional Services Contracts: | 7% MBE and 3% WBE |
| b) No State Assigned Professional Services Contracts: | 7% MBE and 3% WBE |
| c) Capital Plan Construction Contracts: | 7% MBE and 3% WBE |
| d) NJ Assigned Professional Services Contracts: | 25% SBE |

Numerous diversified businesses have benefited and continue to benefit from the Commission's previous M/W/SBE Program. The number of Contracts awarded during the MWSBE Program are as follows:

- | | |
|------------------------------------|-----|
| ➤ Active Contracts: | 10 |
| ➤ Completed Contracts: | 67 |
| ➤ Total Capital Program Contracts: | 77 |
| ➤ Total Number of Contractors: | 133 |

As of July 1, 2014 projects fall into the status now commonly referred to as IBE (Identified Business Enterprise) with a projected target to be or to exceed 25% of the total project award amount.

Minority, Women and Small Business Enterprise Payment Reporting September-18



SUMMARY TOTALS		MBE		WBE		SBE	
M/WBE Summary Totals	\$ 33,349,128.22	ACTUAL	PAYMENTS	ACTUAL	PAYMENTS	ACTUAL	PAYMENTS
SBE Summary Totals	\$ 2,189,614.63	4.25%	\$ 1,416,866.47	2.10%	\$ 699,808.13	8.25%	\$ 180,710.24

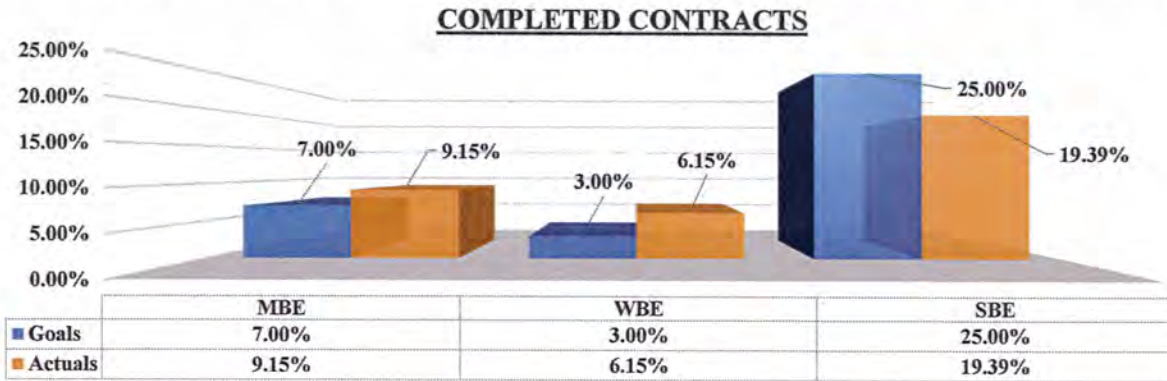
CONTRACT NO.	CONTRACTOR / CONSULTANT	CONTRACT VALUE	TOTAL PAYMENTS TO DATE	MBE GOAL 7.0 %	MBE PAYMENTS	WBE GOAL 3.0 %	WBE PAYMENTS	SBE GOAL 25.0 %	SBE PAYMENTS	AWARD DATE
C-502A	AECOM Transp.	\$ 30,397,000.00	\$ 26,393,486.30	4.34%	\$ 1,319,428.97	2.12%	\$ 643,281.22	-	\$ -	11/25/2008
C-628A	Dewberry	\$ 1,000,000.00	\$ 509,635.62	1.78%	\$ 17,754.10	2.22%	\$ 22,233.26	-	\$ -	02/25/2014
C-627B	French & Parello	\$ 500,000.00	\$ 278,142.94	-	\$ -	-	\$ -	-	\$ -	08/01/2014
C-629A	Hill International	\$ 300,000.00	\$ 181,931.20	-	\$ -	-	\$ -	13.66%	\$ 40,993.70	07/29/2014
C-556A	Pennoni Associates	\$ 389,614.63	\$ 323,615.98	-	\$ -	-	\$ -	12.88%	\$ 50,193.77	05/20/2014
C-628B	Louis Berger Group	\$ 1,000,000.00	\$ 849,510.17	-	\$ -	-	\$ -	7.56%	\$ 75,584.81	12/23/2013
C-549AR	Jacobs Engineering	\$ 452,128.22	\$ 443,549.97	7.91%	\$ 35,742.16	3.07%	\$ 13,866.11	-	\$ -	10/29/2013
C-599A	McCormick & Taylor	\$ 1,000,000.00	\$ 283,117.05	-	\$ -	0.50%	\$ 5,000.00	-	\$ -	11/01/2011
C-629B	Michael Baker	\$ 500,000.00	\$ 329,371.12	-	\$ -	-	\$ -	2.79%	\$ 13,937.96	07/29/2014
C-621A	Rummel Klepper & Kahl	\$ 500,000.00	\$ 487,881.63	8.79%	\$ 43,941.24	3.09%	\$ 15,427.54	-	\$ -	11/22/2013

MBE = Minority Business Enterprise

WBE = Women Business Enterprise

SBE = Small Business Enterprise

Minority, Women and Small Business Enterprise Payment Reporting



SUMMARY TOTALS		MBE		WBE		SBE	
M/WBE Summary Totals	\$ 128,684,944.08	ACTUAL	PAYMENTS	ACTUAL	PAYMENTS	ACTUAL	PAYMENTS
SBE Summary Totals	\$ 16,433,918.99	9.15%	\$ 11,777,464.87	6.15%	\$ 7,910,758.53	19.39%	\$ 3,185,920.49

***Categories highlighted below indicates the Prime has either met or exceeded the target.**

CONTRACT NO.	CONTRACTOR / CONSULTANT	CONTRACT VALUE	MBE GOAL 7.0 %	MBE PAYMENTS	WBE GOAL 3.0 %	WBE PAYMENTS	SBE GOAL 25.0 %	SBE PAYMENTS
DB-427B	A.P. Construction	\$ 4,356,866.00	10.00%	\$ 435,686.60	7.30%	\$ 318,051.22		\$ -
T/TS-573A	A.P. Construction	\$ 7,823,588.00	7.69%	\$ 601,633.92	4.92%	\$ 384,920.53		\$ -
T-440BR	A.P. Construction	\$ 4,608,295.33	11.70%	\$ 539,170.55	7.33%	\$ 337,788.05		\$ -
TTS-476A-2	A.P. Construction	\$ 3,511,153.06	7.20%	\$ 252,803.02	5.50%	\$ 193,113.42		\$ -
T-472A	Allied Painting	\$ 15,595,983.76	9.70%	\$ 1,512,810.42	15.00%	\$ 2,339,397.56		\$ -
C-443A	Ammann & Whitney	\$ 770,909.81	10.00%	\$ 77,090.98	14.00%	\$ 107,927.37		\$ -
C-445A	Ammann & Whitney	\$ 920,304.08	7.20%	\$ 66,261.89	3.20%	\$ 29,449.73		\$ -
T-474A	Bracy Contracting	\$ 2,660,000.00	6.05%	\$ 160,930.00	2.87%	\$ 76,342.00		\$ -
C-474A	Brinjac	\$ 287,603.87	8.00%	\$ 23,008.31	9.00%	\$ 25,884.35		\$ -
C-627A	Buchart Horn	\$ 132,374.35	0.00%	\$ -	0.00%	\$ -		\$ -
C-598A	Burns Group	\$ 408,272.00		\$ -		\$ -	8.00%	\$ 32,661.76
C-454A	Carroll Engineers	\$ 500,000.00	18.10%	\$ 90,500.00	5.90%	\$ 29,500.00		\$ -
C-543A	Cherry Weber	\$ 612,233.00		\$ -		\$ -	28.30%	\$ 173,261.94
C-639A	Cherry Weber	\$ 401,455.40	18.10%	\$ 72,663.43	5.90%	\$ 23,685.87		\$ -
T-498A	Cornell & Co.	\$ 1,999,015.22	9.30%	\$ 185,908.42	6.30%	\$ 125,937.96		\$ -
T-554A	Dayspring Electric	\$ 232,117.66	0.00%	\$ -	0.00%	\$ -		\$ -
C-454B	French & Parello	\$ 500,000.00		\$ -		\$ -	17.00%	\$ 85,000.00
C-453A	Gannett Fleming	\$ 1,000,000.00	5.33%	\$ 53,300.00	0.87%	\$ 8,700.00		\$ -
C-598B	Gannett Fleming	\$ 367,353.90		\$ -		\$ -	8.95%	\$ 32,878.17
C-566A	Greenman Pedersen	\$ 350,675.02	9.54%	\$ 33,464.64	0.83%	\$ 2,924.37		\$ -
C-599B	Greenman Pedersen	\$ 1,000,000.00		\$ -		\$ -	4.00%	\$ 40,000.00
CM-437A	Greenman Pedersen	\$ 2,559,020.59		\$ -		\$ -	19.50%	\$ 499,009.02
CM-440B	Greenman Pedersen	\$ 753,336.71		\$ -		\$ -	17.64%	\$ 132,888.60
T-441A	H & G Contractors	\$ 1,586,698.00	6.60%	\$ 104,722.07	1.57%	\$ 24,911.16		\$ -
C-530A	Hill International	\$ 400,000.00	2.50%	\$ 10,000.00	0.00%	\$ -		\$ -
CM-427B	Hill International	\$ 629,749.00		\$ -		\$ -	13.60%	\$ 85,645.86
CM-447B	Hill International	\$ 973,401.52	4.10%	\$ 39,909.46	2.10%	\$ 20,441.43		\$ -
CM-442A	Hill International	\$ 319,826.73		\$ -		\$ -	25.14%	\$ 80,404.44
CM-573A	Hill International	\$ 1,038,384.48	6.20%	\$ 64,379.84	5.80%	\$ 60,226.30		\$ -
T-506A	HRI	\$ 13,727,411.69	7.17%	\$ 984,255.42	2.91%	\$ 399,467.68		\$ -
TS-505A	IEW	\$ 661,352.00	55.00%	\$ 363,743.60	8.93%	\$ 59,058.73		\$ -
DB-563A	J. Fletcher Creamer	\$ 1,283,717.00	15.00%	\$ 192,557.55	4.00%	\$ 51,348.68		\$ -

MBE = Minority Business Enterprise / WBE = Women Business Enterprise / SBE = Small Business Enterprise
Data represents payments made from the start of the MWSBE program up to the completion of each referenced contract.

SUMMARY TOTALS		MBE		WBE		SBE	
M/WBE Summary Totals	\$ 128,684,944.08	ACTUAL	PAYMENTS	ACTUAL	PAYMENTS	ACTUAL	PAYMENTS
SBE Summary Totals	\$ 16,433,918.99	9.15%	\$ 11,777,464.87	6.15%	\$ 7,910,758.53	19.39%	\$ 3,185,920.49

***Categories highlighted below indicates the Prime has either met or exceeded the target.**

TTS-634AR	J. Fletcher Creamer	\$ 896,808.00	8.35%	\$ 74,885.53	0.42%	\$ 3,755.75		\$ -
T-437A	J.D. Eckman	\$ 24,412,321.90	7.48%	\$ 1,826,041.68	3.04%	\$ 742,134.59		\$ -
TS-442A	James A. Anderson	\$ 2,149,268.62	6.30%	\$ 135,403.92	1.30%	\$ 27,940.49		\$ -
TS-443A	James A. Anderson	\$ 2,461,975.00	0.00%	\$ -	6.10%	\$ 150,180.48		\$ -
T-543A	James D. Morrisey	\$ 6,683,640.40	4.80%	\$ 320,814.74	8.64%	\$ 577,466.53		\$ -
CM-444A	JMT	\$ 905,196.00	9.50%	\$ 85,993.62	2.80%	\$ 25,345.49		\$ -
CM-506A	JMT	\$ 1,459,000.00	7.65%	\$ 111,613.50	2.40%	\$ 35,016.00		\$ -
CM-543A	JMT	\$ 752,729.58		\$ -		\$ -	30.60%	\$ 230,335.25
C-506A	KS Engineers	\$ 1,156,622.33	63.38%	\$ 733,067.23	13.44%	\$ 155,450.04		\$ -
TTS-476A-1	Kyle Conti	\$ 4,128,641.00	0.09%	\$ 3,715.78	9.00%	\$ 371,577.69		\$ -
DB-562A	M.L. Ruberton	\$ 344,492.68	8.30%	\$ 28,592.89	3.80%	\$ 13,090.72		\$ -
T-475A	Miniscalco	\$ 68,229.51	2.25%	\$ 1,535.16	1.20%	\$ 818.75		\$ -
TS-445A	Neshaminy Contractors	\$ 6,285,926.10	16.90%	\$ 1,062,321.51	2.70%	\$ 169,720.00		\$ -
TS-447B	Neshaminy Contractors	\$ 8,955,586.24	8.60%	\$ 770,180.42	2.58%	\$ 231,054.12		\$ -
C-437B	Parsons Brinkerhoff	\$ 2,254,674.00		\$ -		\$ -	22.54%	\$ 508,203.52
C-437A	Pennoni Associates	\$ 764,181.39		\$ -		\$ -	24.00%	\$ 183,403.53
C-455B	Remington & Vernick	\$ 400,000.00		\$ -		\$ -	2.49%	\$ 9,960.00
TS-444A	Road-Con	\$ 7,814,850.68	4.87%	\$ 380,583.23	0.31%	\$ 24,226.04		\$ -
T-639A	Road-Con	\$ 3,324,313.00	0.00%	\$ -	13.90%	\$ 462,079.51		\$ -
T-624A	Sparwick	\$ 874,601.00	7.60%	\$ 66,469.68	0.75%	\$ 6,559.51		\$ -
C-440B	Stantec	\$ 728,011.79	4.75%	\$ 34,580.56	2.80%	\$ 20,384.33		\$ -
C-440A	Stantec	\$ 405,011.03	4.80%	\$ 19,440.53	6.60%	\$ 26,730.73		\$ -
C-600A	STV	\$ 800,000.00		\$ -		\$ -	12.60%	\$ 100,800.00
CM-472A	STV	\$ 1,728,385.40		\$ -		\$ -	23.80%	\$ 411,355.73
CM-474A	STV	\$ 291,172.17	0.00%	\$ -	0.00%	\$ -		\$ -
C-538A	STV	\$ 500,000.00	1.25%	\$ 6,250.00	31.20%	\$ 156,000.00		\$ -
CM-443A	STV	\$ 204,152.63	16.75%	\$ 34,195.57	11.00%	\$ 22,456.79		\$ -
CM-445A	STV	\$ 682,064.44		\$ -		\$ -	26.00%	\$ 177,336.75
CM-498A	STV	\$ 571,665.66	12.00%	\$ 68,599.88	2.40%	\$ 13,719.98		\$ -
C-453B	T & M Associates	\$ 1,000,000.00		\$ -		\$ -	18.90%	\$ 189,000.00
C-07-11	Transystems	\$ 747,493.55		\$ -		\$ -	21.05%	\$ 157,347.39
C-447B	Transystems	\$ 666,016.64	8.00%	\$ 53,281.33	2.00%	\$ 13,320.33		\$ -
CM-476A	Trumbull	\$ 699,250.00	13.60%	\$ 95,098.00	6.10%	\$ 42,654.25		\$ -
C-505A	Urban Engineers	\$ 154,598.70		\$ -		\$ -	36.50%	\$ 56,428.53
C-539A	URS Corporation	\$ 265,070.69		\$ -		\$ -	0.00%	\$ -
Total Number of Contracts	67		47		47		20	

MBE = Minority Business Enterprise / WBE = Women Business Enterprise / SBE = Small Business Enterprise
Data represents payments made from the start of the MWSBE program up to the completion of each referenced contract.

DELAWARE RIVER JOINT TOLL BRIDGE COMMISSION

Meeting of September 24, 2018

COMMUNICATIONS

The following Pages reflect the reports on those items assigned to the Communications Department. Each item is reported separately and page numbered accordingly.

DELAWARE RIVER JOINT TOLL BRIDGE COMMISSION
Meeting of September 24, 2018

**OPERATIONS INDEX
FOR
COMMUNICATIONS**

SUBJECT	DESCRIPTION	PAGE NUMBER
Communications	Status Report Months of July/August 2018	1-8

DELAWARE RIVER JOINT TOLL BRIDGE COMMISSION
Meeting of September 24, 2018

COMMUNICATIONS REPORT
July 2018

- **COMMISSION AWARENESS EFFORTS:**

Scudder Falls Project Presentation to Upper Makefield Business Association – Gave 90 minute PowerPoint slide presentation on the Scudder Falls Bridge Replacement Project. The presentation included an overview of the Commission, its jurisdiction and its service mission. This was followed by an overview of the Scudder Falls project and detailed explanations and updates of the various construction locations/components currently taking place in the 4.4 mile project area. There were audience questions following the presentation. Among the questions were the schedule for construction, the anticipated start of tolling and the anticipated onset of toll collections. The potential for tolling impacts – or lack thereof – for the Washington Crossing Bridge also were tendered. The presentation also was used an opportunity to urge people to get E-ZPass accounts to pay the lowest toll rates. An explanation for why a Commission-affiliated account (New Jersey E-ZPass Group) is need for the frequency-based commuter discount also was provided.

I-78 Bridges and Approach Slabs Rehabilitation Project – Continued efforts aimed at raising public awareness of travel restrictions associated with this project. This included the last weekend of a continuous, maximum 57-hour-long single-lane travel pattern along I-78 westbound.

2017 Annual Report – Continued preparations of materials and research for the 2017 annual report. This included revision of the product outline, collection of additional photographs and support materials and drafting of various articles. Revised outline draft; held conference call with Alex Styer of Bellevue Communications on revisions. Article drafts included Roy Little Eagle Award, Centre Bridge-Stockton walkway re-planking, staff listing, year-in-review items, Lower Trenton Bridge sign lights, and Milford-Montague salt barn

Scudder Falls Bridge Replacement Project – Made various updates and content additions/deletions to Scudderfallsbridge.com project website. These included highlighted entries for sundry overnight detours, preparations for travel shift on PA I-295 approach, and weekly travel advisories and construction updates. Prepared, edited, and vetted various responses to project inquiries in conjunction with the project's public involvement consultants, McCormick Taylor. Made weekly posts on closed-group Facebook pages for Ewing, Lower Makefield/Yardley, and Hopewell-Pennington residents. Made posts on NJ511 travel alert system when and where needed. Worked with public involvement team to fashion and update detour maps for various upcoming road and ramp closures and travel route changes.

DELAWARE RIVER JOINT TOLL BRIDGE COMMISSION
Meeting of September 24, 2018

- **MEDIA RELATIONS:**

Hot Topics: Bridge photos in Chamber of Commerce visitors' guide to Delaware River towns; road project article cites new Scudder Falls Bridge work; 63-year-old man found along river; touring wild and scenic Delaware River; Easton driver arrested in New Jersey after crossing bridge; Phillipsburg then-and-now article references bridge; traffic watch update on Scudder Falls Bridge; American Water pipeline work to take place near interchange on PA side of Scudder Falls Bridge; how every Lehigh Valley town got its name; travel delays on I-78 near Route 22 interchange; dry conditions, but not a drought; towpath closure near Scudder Falls Bridge; Scudder Falls Bridge traffic update; spill closes I-80; New Hope travelogue; article on daughter of Commission Purchasing Director David Burd; Calhoun Street Bridge mentioned in article on death of 31-year-old wrong-way driver; Joe Donnelly to give presentation on Scudder Falls Bridge project; Scott Minnich joins Dewberry as senior project manager; travel restrictions on I-78; July 4 lane closure moratorium for Scudder Falls project area; Construction closures on I-78; UMBA thanks Joe Donnelly for Scudder Falls presentation and Q&A; expect delays on I-78.

- **COMMUNITY AFFAIRS:** (Please refer to Community Affairs report)
Review Frenchtown horse trailer response; edited various communications.

INTERNAL/EXTERNAL COMMUNICATIONS

- A total of 10,477 sessions (visits) were recorded during July for the Commission's website – www.drjtbc.org. That is a reduction from June, when 13,113 sessions were record and a slight decrease from July 2017 when 10,625 visits were recorded.
- Issued 12 press releases/travel advisories in July. All of these communications sought to raise public awareness of upcoming travel restrictions for the Scudder Falls Bridge Replacement Project and I-78 Bridges & Approach Slabs Rehabilitation Project.
- Responded to public inquiry about prospective reimbursement for the Commission's old toll tokens.
- Reviewed February news clips packet and forwarded to administrative assistant for posting.
- Acquired sunset photo of New Hope-Lambertville Bridge for use in annual report and internal communications; executed one-time use agreement.
- Scheduled and conducted conference call on corrections to the 2016 annual report posted on the website.
- Met with SFB project manager Kevin Skeels in preparation for presentation to the Upper Makefield Business Association; secured projector and connections from engineering department. Coordinated all presentation prep with UMBA representative Scott Miller.
- Reviewed, edited various releases drafted by Bellevue Communications; facilitated vetting with respected project managers.
- Responded to Doylestown Intelligencer reporter inquiry.
- Made updates/corrections to new administration building project page.
- Researched shipment route for Scudder Falls Bridge steel girder deliveries.

DELAWARE RIVER JOINT TOLL BRIDGE COMMISSION
Meeting of September 24, 2018

- Provided response to Lower Makefield supervisor Dan Grenier inquiry on Taylorsville Road interchange lights.
- Phone conversations and correspondence with traffic researcher Rick Gobeille, formerly of Jacobs Engineering. Obtained copy of final Level III study and posted it on the Scudder Falls site after confirmations by engineering and executive director. Prepared descriptive paragraph for website posting.
- Responded to HART director Tara Shepherd regarding yield for pedestrian sign and owner of sign off bridge in Milford, NJ.
- Forwarded rendering/map of 1799-park and ride lot and admin building to Friends of Delaware Canal.
- Obtained photograph and usage rights of sunset photo at NH-LTSB, for use in annual report and internal purposes.
- Restored investment management services RFP mistakenly removed from website.
- Attended training session on Lower Trenton Bridge's new sign lighting system.
- Acquired twilight photo of Northampton Street Bridge for use in annual report and internal communications; executed one-time use agreement.
- Participated in conference call on Scudder Falls Bridge Replacement Project website redesign.
- Processed billing for 2016 annual report with Alex Styer and accounting; uploaded and reposted the annual report with corrections.
- Posted various streaming ticker items and traffic alerts on the DRJTBC website.
- Corresponded with Ann Reinert of Northampton County – granddaughter of William Masten, bridge officer who died directing traffic at the New Hope-Lambertville Bridge in the early 1920s.
- Initiated call and correspondence with Federal Reserve Bank in Philadelphia regarding currency notes issued by New Hope Delaware Bridge Company.
- Sought acquisition of Lumberville Bridge photographs posted by Greg Kear and Bob Murphy.
- Corresponded with Vince Fisher regarding I-78 photographs for use in 2017 annual report.
- Posted panoramic photograph of New Hope-Lambertville walkway.
- Attended Pike County Road Task Force meeting.
- Took various photographs of Milford-Montague Toll Bridge, toll plaza, walkway, and salt barn for use in 2017 annual report.
- Posted revised job application on website; worked with website consultants Stokes CG to affix correct JPG image for this posting.
- Facilitated payment of overlooked BLE Sportswear invoice from Lower Trenton sign rededication event.
- Responded to inquiries from Dan Alexander of NJ 101.5 FM regarding I-78 travel restrictions.
- Participated in initial response to surprise excavation for historic ferry sign near the Lower Trenton Bridge.
- Edited draft text for tolling page on new Scudder Falls Bridge Replacement Project website.

DELAWARE RIVER JOINT TOLL BRIDGE COMMISSION
Meeting of September 24, 2018

- Facilitated internal approvals for purple lights at Lower Trenton Bridge on day commemorating Purple Heart recipients.
- Conducted research on 1980s Compact changes and special counsel to the Commission David Goldberg for items in upcoming annual report; this included discussions and conversations with former DRJTBC Chief Engineer Paul Peterson.
- Responded to phone call regarding speed limits on bridges at Uhlerstown-Frenchtown and Upper Black Eddy-Milford.
- Crafted and posted extensive emergency posts and communications for accident-related lane closures along I-295 in Pennsylvania that would affect next morning's commute PA to NJ. Collision damaged guide rail affecting travel in both directions near Quarry Road overpass.
- Meeting with Kevin Skeels to discuss Scudder Falls progress and various images from prior ASHE presentation.
- Monitored/participated in I-95/I-295 Redesignation Signing PR Focus phone conference.
- Posted revised job application as per Joanna Cruz.

DELAWARE RIVER JOINT TOLL BRIDGE COMMISSION
Meeting of September 24, 2018

COMMUNICATIONS REPORT
August 2018

- **COMMISSION AWARENESS EFFORTS:**

Scudder Falls Bridge Replacement Project PA Traffic Pattern Changes– Raised public awareness of major travel pattern changes on Pennsylvania side of the Scudder Falls Bridge. The centerpiece element of this effort was the crafting of a map depicting an impending I-295 WB traffic shift AND exit ramp closures, new temporary exit ramp and traffic lights at the Taylorsville Road interchange. This was coupled with a detailed press release explaining the changes. The map – which will continue in use for the upcoming months – was widely distributed and used on local media websites.

Scudder Falls Bridge Replacement Project Travel/Construction Updates – Made various updates and content additions/deletions to Scudderfallsbridge.com project website. These included highlighted entries for sundry overnight detours, preparations for travel shift on PA I-295 approach, and weekly travel advisories and construction updates. Prepared, edited, and vetted various responses to project inquiries in conjunction with the project's public involvement consultants, McCormick Taylor. Made weekly posts on closed-group Facebook pages for Ewing, Lower Makefield/Yardley, and Hopewell-Pennington residents. Made posts on NJ511 travel alert system when and where needed. Worked with public involvement team to fashion and update detour maps for various upcoming road and ramp closures and travel route changes.

- **MEDIA RELATIONS:**

Hot Topics: Traffic accident at Scudder Falls Bridge; river claims another boating victim; 110 MPH police chase; Scudder Falls Bridge project traffic watch; three major Phillipsburg projects (at least one near Northampton Street Bridge); ramp changes and new traffic lights at Taylorsville Road; five river rescues and police warnings; Friends of Delaware Canal to host walk near Scudder Falls Bridge; I-78 project lane closures; heroin bust involves Trenton-Morrisville toll collector; firefighters rescue 9 individuals near Scudder Falls Bridge; wayward truck causes overnight structure fire on Bridge Street in Frenchtown; Allentown council (w/Commission employee) fires attorney; marijuana seizure on I-78 at NJ-PA border; Delaware River flood of 1955; Lower Trenton Bridge cited in national article on iconic bridges in each state; I-95 almost connected after 61 years; UBE-MTSB figures in Milford historical business article; Easton and Phillipsburg plan police support recovery walk; fatal I-78 wrong-way crash; skeletal remains found on Delaware River island; be aware of new traffic signals at Scudder Falls project; Pennsylvania House panel advances bridge commission reforms; Trenton Makes Bridge shines like never before (Twitter); four rescued from Delaware River at New Hope.

DELAWARE RIVER JOINT TOLL BRIDGE COMMISSION
Meeting of September 24, 2018

- **COMMUNITY AFFAIRS:** (Please refer to Community Affairs report)
Edited various draft communications. Made changes in notice of D&R and Delaware Canal towpath segment closures that were needed to ensure public safety near Scudder Falls project work. Edited NJ closure map.

INTERNAL/EXTERNAL COMMUNICATIONS

- The Commission website recorded 10,539 sessions (visits) in August. This reflects an increase over July when 10,447 sessions were recorded and a decrease from August 2017, when there were 11,334 sessions.
- Issued 18 press releases/travel advisories in July. The preponderance applied to the Scudder Falls project:
 - Travel advisory for week of Sept. 2
 - I-295 Fully Open through SFB project for Labor Day weekend
 - Travel advisory for week of Aug. 26
 - Travel advisory for week of Aug. 19
 - Daytime closure of D&R Canal Towpath in NJ
 - Postponed: Overnight ramp closures/detours at I-295/Rte. 29 interchange
 - Supplemental advisory for overnight ramp closures at I-295/Rte. 29
 - Travel advisory for week of Aug. 12
 - Major Travel Shifts: New I-295 WB travel pattern on PA side of SFB
 - Travel advisory for week of Aug. 5

Other releases for the month were:

- I-78 lane-closure moratorium for Labor Day weekend
- I-78 project travel advisory for week of Sept. 2
- Orlando-based toll network to begin accepting E-ZPass
- I-78 project travel advisory for week of Aug. 26
- I-78 project travel advisory for week of Aug. 19
- I-78 project travel advisory for week of Aug. 12
- Stoneridge PMG Advisors Announced as Commission's New General Investment Management Consultant
- I-78 project travel restrictions for Aug. 6 to 11
- Facebook posts regarding reopening of I-295 in Pennsylvania after emergency closures – relay to TRANSCOM and WAZE.
- Scheduled and held meeting with former chief engineer Paul Peterson at T-M regarding 1983-87 Compact process.
- Conduct phone interview with former David Goldberg law firm associate Judge Peter Buchsbaum.
- Updated the bridge and interchanges map on the Scudder Falls website.
- Rewrite tolling page overview for new Scudder Falls project website and vetted with Chip Straccioli; finalize and sent to public involvement team.
- Made changes to draft I-95/I-295 redesignation page for new Scudder Falls project website.
- Made various ticker and travel alert posts on the Commission's website – www.drjtbc.org.

DELAWARE RIVER JOINT TOLL BRIDGE COMMISSION
Meeting of September 24, 2018

- Corresponded with organizer of Lambertville PechaKucha event concerning slide presentation on a brief history of the New Hope-Lambertville Bridge.
- Corresponded with Jacki Ceaser of Warren County regarding Aug. 7 National Purple Heart Day lighting at the Lower Trenton Toll-Supported Bridge.
- Detected compromised website postings and reported to IT and website consultants Stokes CG.
- Corresponded with Hopewell Library director Anne Zeman regarding Sept. 26 bridges presentation; provided bridge photos and brief write-up.
- Request correction of Facebook entry on name of bridge with purple lights for National Purple Heart Day.
- Responded to Doylestown Intelligencer inquiry on Scudder Falls project travel impacts.
- Provided online financial industries reporter with copy of press release announcing Commission's July 30 selection of Stoneridge PMG Advisors as new general investment management consultant.
- Participated in I-295 re-designation conference call.
- Responded to wave of inquiries regarding Commission's old toll tokens.
- Corresponded with Doylestown area researcher interested in history of Bucks County's Delaware River bridges.
- Responded to public inquiry – Kashinsky – regarding Trenton Makes sign lighting at the Lower Trenton Bridge.
- Completely updated the project page for the Trenton Makes sign lighting upgrades at the Lower Trenton Bridge and worked with website consultants Stokes Creative Group to post and link the post-project video.
- Responded to Lehigh Valley resident/motorist inquiry about the basis for the weight limits at the Northampton Street Bridge; provided response after consultations with Sean Hill and Roy Little.
- Revamped the archive listings of detour maps on the Scudderfallsbridge.com public involvement page; change headings of visible maps.
- Forwarded Blue Bell Auto Bus item in Bucks County Herald to Fred Eisinger of the Lambertville Historical Society.
- Secured all Lower Trenton event photographs from Carol Feeley.
- Shared canal towpath closure info/alerts with canal enthusiasts in NJ and PA.
- Participated in phone call review of Scudder Falls project website changes.
- Attended budget process kickoff meeting.
- Shared Lower Trenton sign photos with event participant Liza Donnelly
- Provided response to online inquiry about what constitutes peak-period driving times at the Scudder Falls Bridge.
- Crafted response to public inquiries about traffic signals and new temporary exit ramp at the I-295/Taylorsville Road interchange (Exit 10) in Lower Makefield, PA.
- Corresponded with Rep. Perry Warren and staffer Ryan Bevitz concerning public inquiries for Scudder Falls project. Answered all inquiries forwarded to us.
- Rewrote three sections of Public Outreach page for new Scudder Falls project website.
- Removed August Commission meeting date from website.

DELAWARE RIVER JOINT TOLL BRIDGE COMMISSION
Meeting of September 24, 2018

- Provided detailed response to public inquiry about why only NJ E-ZPass Group accounts can qualify for the Commission's frequency-based commuter discount program.
- Made evening drive-time site visit to witness traffic outflow from new temporary ramp at I-295 WB/Taylorsville road interchange.
- Discussed E-ZPass service expansion with spokesman for Central Florida Expressway system.
- Provided radio interview to WRNJ on E-ZPass service expansion.
- Worked with Carl DeFebo of Pennsylvania Turnpike to facilitate distribution of Sept. 21 Turnpike/I-95 interchange dedication event to Commissioners and applicable DRJTBC employees; provided invite list to Carl.
- Compiled various materials for meeting with PA Rep. Warren.
- Coordinated with Scudder Falls project program manager Kevin Skeels to provide response on prospective navigation for 2019 Delaware Sojourn participants through project area in June 2019.

DELAWARE RIVER JOINT TOLL BRIDGE COMMISSION

Meeting of September 24, 2018

**OPERATIONS INDEX
FOR
COMMUNITY AFFAIRS**

SUBJECT	DESCRIPTION	PAGE NUMBER
Community Affairs	Status Report Months of July/August 2018	1-2

DELAWARE RIVER JOINT TOLL BRIDGE COMMISSION
Meeting of September 24, 2018

Community Affairs Report

July-August 2018

The following Community Affairs activity took place during July-August 2018:

Scudder Falls Bridge Replacement Project Public Involvement

Assisted in review and response to messages received via the Commission and Scudder Falls project websites, as warranted. Concerns included construction noise and vibrations, detours, damage claims and new traffic signals. Created and posted public notices for closure of canal towpaths.

Administration Building-Woodside Road

Responded to a local official's request for information about the new administration building and related construction activities at the 1799 house; referred them to the project page on the Commission's website.

Lower Trenton Toll-Supported Bridge sign

Attended training with the IT and Engineering Departments on the process for programming the light patterns for the "Trenton Makes The World Takes" sign at the Lower Trenton Toll-Supported Bridge.

I-78 Bridges and Approaches Rehabilitation Project

Provided project updates to Warren County officials, municipalities and the New Jersey State Police staff at the weigh station in Greenwich Township.

Rt. 46-Paulins Kill

Provided plans from the New Jersey Department of Transportation to replace the bridge on Route 46 in Knowlton Township over the Paulins Kill to the Operations Department. This is immediately east of the off-ramp from the Portland-Columbia Toll Bridge. The project is in the planning stages and is projected to get underway in 2021.

Employee Newsletter

Completed summer edition of the Commission's employee newsletter.

Easton-Phillipsburg Public Events – Bridge Travel Impacts

Coordinated and facilitated meeting between Commission officials and representatives of the Easton, Pennsylvania and Phillipsburg, New Jersey Police Departments to discuss public events in the area of the Northampton Street Bridge and the effect on vehicular and pedestrian traffic on the bridge. Provided feedback and suggestions to the Easton Police Department following Heritage Day event.

DELAWARE RIVER JOINT TOLL BRIDGE COMMISSION
Meeting of September 24, 2018

Milford Borough Traffic Concerns

Arranged meeting with Commission officials, Milford Borough (NJ) Mayor Henry Schepens and Holland Township Police Chief John Harris to discuss local officials' concern about truck traffic in the area. Shared information on what other municipalities have implemented regarding weight restrictions on local roads. Upper Black Eddy-Milford Toll Supported Bridge does not have posted weight restrictions.

Workplace Safety and Health Committee

Attended meeting and facility review at Trenton-Morrisville Administration Building. Established subcommittee to create the 2019 Safety calendar and will begin working on same.

Various Community Relations

Replied to various customer and community inquiries, including Use of Facilities requests from a research group to take water samples at the New Hope-Lambertville Toll Supported Bridge, and a commuter's concern about width restrictions on the Uhlerstown-Frenchtown Toll Supported Bridge.

DELAWARE RIVER JOINT TOLL BRIDGE COMMISSION

Meeting of September 24, 2018

ENGINEERING

The following Pages reflect the reports on those items assigned to the Engineering Department. Each item is reported separately and page numbered accordingly.

DELAWARE RIVER JOINT TOLL BRIDGE COMMISSION
Meeting of September 24, 2018
PROJECT STATUS REPORT

FACILITY	PM/PAM	CONTRACT DESCRIPTION	PAGE NO.
Trenton-Morrisville Toll Supported Bridge	RJZ/RWL	Southern Operations & Maintenance Facilities Improvements <ul style="list-style-type: none"> Preliminary, Final, & Post Design Services, C-519A 	1
Lower Trenton Toll Supported Bridge	CTH/RWL	Trenton Makes Sign <ul style="list-style-type: none"> Replacement of Sign, Design, C-628A-7 Construction Management, C-703A-1 Promotional Video, C-703A-2 Construction, TS-687A 	1-2
	CAS/RWL	NJ Approach Traffic Signal Upgrades <ul style="list-style-type: none"> Design Contract C-627B-4 	2
Scudder Falls Toll Supported Bridge	KMS/RWL	Scudder Falls Bridge Replacement Project <ul style="list-style-type: none"> Final Design Services, Contract C-660A Construction Contract, T-668A	3-4
	CTH/KMS	<ul style="list-style-type: none"> Construction Management, CM-669A 	4
	CLR/KMS	<ul style="list-style-type: none"> Construction Inspection, PA Approaches, CI-671A Construction Inspection, Main River, CI-672A 	4-5
	VMF/CLR/KMS	<ul style="list-style-type: none"> Construction Inspection, NJ Approaches, CI-673A 	5
	KMS/RWL	DMC Services for Construction of the SFB Project <ul style="list-style-type: none"> Oversight of Final Design, C-502A-2I 	5-6
	CTH/KMS	Public Involvement Services <ul style="list-style-type: none"> Design Contract, C-662A 	7
	KMS/RWL	Capital Program Management Consultant (CPMC) & Design Management Consultant (DMC) Services for the I-95/Scudder Falls Bridge Improvement Project <ul style="list-style-type: none"> CPMC Services 2018 through 2021, C-502A-1M 	7
	VMF/CLR/KMS	Interim Deck Repairs <ul style="list-style-type: none"> Construction Contract TS-677A 	8
	CAS/RWL	Commission Administration Building at Scudder Falls <ul style="list-style-type: none"> Design Contract, C-707A Construction Management, CM-707A Construction, T-707A 	8-9
New Hope-Lambertville Toll Bridge	WMC/RFM	Floor System Rehabilitation <ul style="list-style-type: none"> Design Services, C-702B-2 Construction, T-708A CM/CI Services, C-703A-5 	9
	CTH/RWL	Salt Storage Facility <ul style="list-style-type: none"> Design, C-702B-5 	10

Notes: Facilities are listed South to North

The first set of initials indicate the Project Manager and the second set of initial indicate the Program Area Manager

Project Manager Legend

WMC – M. Cane
CTH – C. Harney

RSL – R. Luciani
VMF – V. Fischer

Program Area Manager Legend

KMS – K. Skeels
CAS – C. Stracciolini
RFM – Ronald Mieszkowski

RJZ – R. Zakharia
RLR – R. Rash
CLR – C. Rood

DELAWARE RIVER JOINT TOLL BRIDGE COMMISSION
Meeting of September 24, 2018
PROJECT STATUS REPORT

I-78 Toll Bridge	VMF/CTH/KMS	I-78 Bridges and Approach Slab Rehabilitation <ul style="list-style-type: none"> Design Contract, C-644A Construction Management/Inspection, CM-644A Construction, T-644A 	10-11
	VMF/CTH/KMS	Restriping of the Merge Lanes Exiting the Toll Plaza <ul style="list-style-type: none"> Design Contract, C-628A-8 	11-12
Milford-Montague Toll Bridge	CTH/RWL	Salt Storage Facility <ul style="list-style-type: none"> Design, C-702B-4 Construction Management, C-703A-3 Construction, T-717A 	12-13
Multiple Facilities and/or Commission- Wide	JRB/RFM	Approach Roadway Improvements at the Centre Bridge-Stockton, New Hope-Lambertville, and Uhlerstown-Frenchtown Toll Supported Bridges <ul style="list-style-type: none"> Design, C-715A-1 	13
	RJZ/RWL	Phase 1 Toll Collection Counting Facilities - District 2 & 3 <ul style="list-style-type: none"> Preliminary, Final & Post Design Services, C-696B-1 	14
	WMC/RWL	Electronic Surveillance/ Detection System <ul style="list-style-type: none"> ESS Maintenance Contract, DB-575A 	14
	CAS/RWL	Electronic Toll Collection <ul style="list-style-type: none"> Customer Service Center/Violation Processing Center Project, DB-584A 	15
	CAS/RSL	<ul style="list-style-type: none"> Traffic Count Program Upgrade, DR-550A 	15
	CAS/RWL	Electronic Toll Collection System Replacement <ul style="list-style-type: none"> Design, Build, and Maintain, DB-540A Toll System Performance Review and Audit/Operational Assessment, C-701A-3 Toll Plaza LED Sign Installation & Integration, C-701A-4 All Electronic Tolling Study, C-701A-5 	15-17
	CAS/RWL	Level 3 Investment Grade Traffic & Revenue Forecasts <ul style="list-style-type: none"> C-549AR 	17-18
	RFM/RWL	Bridge Monitoring System <ul style="list-style-type: none"> Design for Select Bridges, C-628B-6 	18
	RJZ/RWL	Buildings & Facilities Energy Conservation Measures <ul style="list-style-type: none"> Preliminary, Final & Post Design Services, C-657A-3 Construction Management Services, C-696A-2 Construction, Electrical, T-645A Construction, Mechanical, T-645B 	18-20
	WMC/RWL	Job Ordering Contracting <ul style="list-style-type: none"> Program Manager, C-727A 	20
	RFM/RWL	General Engineering Consultant Annual Inspections <ul style="list-style-type: none"> 2015-2016 Annual Inspections, C-684A 	20-21
	CAS/RWL	2015-2016 Traffic Engineering Consultant <ul style="list-style-type: none"> C-686A 	21

Notes: Facilities are listed South to North

The first set of initials indicate the Project Manager and the second set of initial indicate the Program Area Manager

Project Manager Legend

WMC – M. Cane
CTH – C. Harney

RSL – R. Luciani
VMF – V. Fischer

Program Area Manager Legend

KMS – K. Skeels
CAS – C. Stracciolini
RFM – Ronald Mieszkowski

RJZ – R. Zakharia
RLR – R. Rash
CLR – C. Rood

DELAWARE RIVER JOINT TOLL BRIDGE COMMISSION

**September 24, 2018
PROJECT STATUS REPORT**

SOUTHERN OPERATIONS & MAINTENANCE FACILITIES IMPROVEMENTS PRELIMINARY, FINAL & POST DESIGN SERVICES C-519A

This contract is for Preliminary, Final and Post-Design Services for space utilization improvements at New Hope Lambertville Toll Bridge Executive Headquarters and the demolition and reconstruction of the Trenton Morrisville Toll Bridge Administration Building as identified under a Task Order Assignment for Space Utilization Program and Concept Study.

In accordance with the Commission's February 26th Regular Monthly Commission Meeting, this Contract was awarded to Gannett Fleming, Architects Inc. (GF). Accordingly; a Notice of Award and Limited Notice to Proceed was issued to GF effective February 27, 2018.

A Kick-Off Meeting was conducted with GF on March 20, 2018, and a record room site visits to review and obtain existing records documents was conducted on March 27, 2018. GF is currently conducting existing condition surveys at the New Hope Toll Bridge Facility, contacting all existing public utilities and updating the Boundary & Topographic surveys at Trenton Morrisville site. Consultant is also conducting users' meeting and updating the Space Utilization Program to serve the Commission's current operations and anticipated needs in the foreseeable future.

LOWER TRENTON TOLL-SUPPORTED BRIDGE

REPLACEMENT OF "TRENTON MAKES THE WORLD TAKES SIGN" LIGHTING ELEMENTS

**DESIGN
Task Order Assignment No. C-628A-7**

Dewberry was issued Notice to Proceed effective November 29, 2016. A project kick-off meeting was held with Dewberry and their sub-consultants, The Lighting Practice & ACT Engineers, on December 2, 2016. Local stakeholder meetings were held on February 1st & 2nd 2017 briefing attendees on the sign lighting concept and schedule moving forward. The designer submitted final construction bid documents and assisted with bid review/evaluations Dewberry is assisting with final training as necessary.

DELAWARE RIVER JOINT TOLL BRIDGE COMMISSION

September 24, 2018 PROJECT STATUS REPORT

CONSTRUCTION MANAGEMENT Task Order Assignment No. C-703A-1

Urban Engineers was issued Notice to Proceed effective June 26, 2017. A project kick-off meeting was held with Urban on July 14, 2017. Urban is providing a part time Project Manager, full time Resident Engineer/Inspector and part time Scheduler through this task order assignment. Urban is assisting with project closeout tasks and final training as necessary.

PROMOTIONAL VIDEO Task Order Assignment No. C-703A-2

Urban Engineers was issued Notice to Proceed effective October 20, 2017. A project kick-off meeting was held with Urban and Stokes on October 20, 2017. Urban is working with Stokes Creative Group to produce a promotional video highlighting the history and relighting efforts associated with the "Trenton Makes The World Takes" sign. Stokes has developed the final version of the video which has been accepted. This assignment is in the process of being closed out.

CONSTRUCTION Contract No. TS-687A

At the May 22, 2017 Commissioners Meeting, the Commission awarded Contract TS-687A, Lower Trenton Toll-Supported Bridge, Replacement of Sign Lighting Elements to Carr & Duff, Inc. The Commission issued the full Notice to Proceed effective June 26, 2017.

Carr & Duff have concluded tasks related to replacing the sign lighting elements. System training is continuing as well as project closeout efforts. A successful sign lighting ceremony was held on the evening of May 31, 2018.

NJ APPROACH TRAFFIC SIGNAL UPGRADES Contract No. C-627B-4

French and Parrello Associates submitted the revised as-built drawings and Commission Staff comments were addressed. Upon issuance of final payment and execution of the project closeout modification, this task order assignment will be closed.

DELAWARE RIVER JOINT TOLL BRIDGE COMMISSION

**September 24, 2018
PROJECT STATUS REPORT**

SCUDDER FALLS BRIDGE REPLACEMENT PROJECT

**FINAL DESIGN
Contract No. C-660A**

During the July and August reporting period Michael Baker Jr., Incorporated (Baker) of Hamilton New Jersey, continued their coordination and support with the utility relocation effort in PA and NJ; continued to review and respond to various Requests for Information (RFIs) and submittals from the Contractor and the Construction Manager; and, attended Contract T-668A Progress Meetings; and, various technical meetings involving design issues with the Contractor and CM/CI team. Baker was also involved in the ongoing coordination with NJDOT regarding the need for extended overnight detour hours, weekend detours and long-term detours for the NJ Interchange 29 work.

**Construction
Contract No. T-668A**

Trumbull Corporation of Pittsburgh, PA (Trumbull) was awarded the Scudder Falls Bridge Replacement Construction Contract T-668A in the amount of \$396,000,000.00 at the Commission's January 30, 2017 Meeting. The Commission issued a full Notice to Proceed on March 3, 2017.

Weekly Meetings continued between the Contractor and the Commission's Project team to discuss Project schedule, progress, and planning for ongoing and/or upcoming construction activities. Trumbull continued to submit Requests for Information (RFI's) and make required project submittals throughout this reporting period for ongoing and upcoming construction activities. To date there have been a total of 572 Contractor RFIs and a total of 905 Contractor Submittals. Trumbull and the Construction Manager (Hill/Jacobs) have also been coordinating on the Baseline CPM Schedule progress updates.

During the July/August reporting period Trumbull continued construction in work areas extending throughout the project limits in order to complete parallel activities on the project.

In Pennsylvania, construction work continued on I-295 median T-Wall and drainage; the I-295 Bridges over Taylorsville Road and the Delaware Canal; utility installation along Woodside and Taylorsville Roads; and, the roadway and Bridge Monitor/All Electronic Toll Building site retaining walls and wetland mitigation excavation. In August, the 2nd major traffic shift was completed moving I-295 westbound traffic onto the existing I-295 eastbound widened roadway; relocating an exit ramp to Taylorsville Road; and, start-up operation of 2 new traffic signals on Taylorsville Road.

DELAWARE RIVER JOINT TOLL BRIDGE COMMISSION

September 24, 2018 PROJECT STATUS REPORT

On the Main River Bridge, work continued on Abutment 2 in NJ; Abutment No. 1, and Piers 1, 2 3, and 4 in PA, which allowed the installation of bearings and the resumption of steel beam erection in August. The contractor also commenced with removal of some of the trestle causeway components in PA.

In New Jersey, work continued on the I-295 sound barriers; the access Ramp C Bridge and access Ramp G Bridge structures including roadway deck construction; and, the downstream roundabout, which was partially opened to traffic in mid-August.

CONSTRUCTION MANAGEMENT Contract No. CM-669A

At the October 31, 2016 Commissioners Meeting, the Commission awarded Contract No. CM-669A, Construction Management Services for the Scudder Falls Bridge Replacement project to Hill International (Hill) of Philadelphia, PA for an amount not-to-exceed \$25,015,066.98. Hill was provided with Notice of Award and Limited Notice to proceed on November 2, 2016. Hill was then issued a Full Notice to Proceed on January 31, 2017, in parallel with the award of the Scudder Falls Bridge Replacement Contract T-668A at the same meeting.

The Hill team continues to supply construction management personnel as necessary, monitor Trumbull's performance and progress, conduct bi-weekly progress meetings, oversee and coordinate the three (3) construction inspection firms, perform utility coordination in NJ & PA, perform schedule reviews, conduct bi-weekly scheduling meetings, maintain document control, perform health and safety inspections, adjust project staffing as required, address material testing and inspection plan requirements, prepare monthly contractor invoices and manage overall project budget.

Construction Inspection of PA Approach Contract No. CI-671A

This Contract is for Construction Inspection (CI) Professional Services for the PA Approach Roadway Improvements portion of the Scudder Falls Bridge Replacement Project, Contract T-668A. TRC Engineers, Inc. (TRC) of Plymouth Meeting, PA was awarded this contract at the February 27, 2017 Commissioners' Meeting; and issued a full Notice to Proceed effective March 29, 2017.

During this reporting period TRC removed one (1) inspector at the inspector's request from the project resulting in then supplying four (4) full time inspectors to work on the Pennsylvania approach portion of the Project under the supervision of the Construction Manager. Additional Inspectors will be provided as the need arises based on the Contractor's schedule and Inspector availability.

DELAWARE RIVER JOINT TOLL BRIDGE COMMISSION

September 24, 2018 PROJECT STATUS REPORT

Construction Inspection of Main River Bridge Contract No. CI-672A

This Contract is for Construction Inspection (CI) Professional Services for the Main River Bridge portion of the Scudder Falls Bridge Replacement Project, Contract T-668A. WSP/Parsons Brinckerhoff, Incorporated (PB) of Lawrenceville, NJ was awarded this contract at the February 27, 2017 Commissioners' Meeting; and issued a full Notice to Proceed effective March 22, 2017.

During this reporting period PB continued supplying five (5) full time inspectors to work on the Main River Bridge portion of the Project under the supervision of the Construction Manager. Additional Inspectors may be provided as the need arises based on the Contractor's schedule.

Construction Inspection of NJ Approach Contract No. CI-673A

This Contract is for Construction Inspection (CI) Professional Services for the NJ Approach Roadway Improvements portion of the Scudder Falls Bridge Replacement Project, Contract T-668A. Gannett Fleming, Inc. (GF) of South Plainfield, NJ was awarded this contract at the February 27, 2017 Commissioners' Meeting and issued a full Notice to Proceed effective March 29, 2017.

During this reporting period GF maintained the contract's full complement of five (5) inspectors and added a sixth inspector for a four to six week period, at the request of the Construction Management team, to work on the New Jersey approach portion of this project under the supervision of the Construction Manager. The sixth inspector was requested for this short period to supplement the inspection team during the increased double shift work and scheduled vacation times for the original five inspectors.

DMC SERVICES THROUGH T-668A CONSTRUCTION Task Order Assignment No. C-502A-2I

AECOM is providing DMC services during the construction of the Scudder Falls Bridge Replacement Project, Contract T-668A, under this Task Order Assignment, which began on April 1, 2017. The DMC Services include support to the Commission in the following:

Environmental Agency Coordination – Continuous services providing Project-wide assistance with environmental activities including agency site visits; contractor inquiries associated with existing permits obtained by the Commission; and, monitoring and implementation of existing environmental mitigation stipulations associated with pre-construction project permits and agency agreements.

DELAWARE RIVER JOINT TOLL BRIDGE COMMISSION

September 24, 2018
PROJECT STATUS REPORT

Environmental Permitting - In Pennsylvania, coordination continued with the USACE and the PADEP regarding a drainage alternative to the 48" Pipe Jack-and-Bore operation in PA.

Environmental Monitoring Services – These services are required to take place throughout construction of the SFB Replacement Project to meet Project permit requirements. Services performed during this reporting period included weekly monitoring of the project site for compliance with environmental requirements. Archaeological Monitoring services are also being performed for certain NJ excavation activities in conformance with the Project's Programmatic Agreement although no archaeological monitoring work was performed this reporting period. Coordination continued with the National Marine Fisheries Service (NMFS) regarding the environmental monitoring within the Delaware River and report submissions for Water Quality, Water Temperature, and Cofferdam Monitoring during the restriction period of March 15th through June 30th. A Shortnose Sturgeon Monitoring Report was also prepared and submitted to the NMFS. The Environmental Monitoring work was performed by ACT Engineers, a sub-consultant to AECOM.

Contracts C-660A and T-668A Progress Support - DMC services during this reporting period included participation in the work flow for review and distribution of the contractor's submittals and requests for information; ongoing coordination with the Baker Team on RFI and contractor submittal responses; design and/or construction issue trouble-shooting and resolution support with involvement in the various technical issues meetings with the CM and the Contractor; ongoing utility relocation work and existing facility interface coordination support ; utility design coordination between the Commission's District 1 Administration Building Design and SFB Replacement Project construction projects; and, coordination with Commission Operation's and ESS Departments on maintenance of the existing equipment within the SFB Project construction zone.

CI Contract Administration – AECOM staff serve as Project Managers for the three (3) Construction Inspection (CI) contracts associated with the Scudder Falls Bridge project. This includes coordination with the CI firms for the supplying of inspectors to the project as requested by the Construction Manager; and, administration of the CI contracts and address any contractual needs.

DELAWARE RIVER JOINT TOLL BRIDGE COMMISSION

**September 24, 2018
PROJECT STATUS REPORT**

PUBLIC INVOLVEMENT SERVICES

**FINAL DESIGN
Contract No. C-662A**

McCormick Taylor, Inc. (MT) was awarded this Public Involvement (PI) Contract at the Commission's September 28, 2015 Meeting, and issued Notice to Proceed effective October 29, 2015. A kickoff meeting was held with MT on November 25, 2015. The Commission provided comments to MT's draft PI plan and is awaiting a revised draft. MT has attended numerous C-660A progress meetings, and has successfully taken responsibility of maintaining the project hotline and website. MT organized and participated in the March 15, 2016 Open House/ No Net Loss Public Hearing held in Ewing Township and April 27, 2016 Pennsylvania Noise Walls Update Meeting. MT organized and participated in the July 19th & 21st District I Open House/Toll Hearings held in Ewing Township (NJ) and Lower Makefield Township (PA) respectively. MT also organized and participated in August 2nd & 4th District II Toll Hearings in Easton (PA) and Phillipsburg (NJ) respectively also and the August 9th & 11th District III Toll Hearings held in Montague (NJ) & East Stroudsburg (PA) respectively. MT has finalized the open house/toll hearing summary report from these events. MT's public involvement effort focuses on regularly communicating project activities to officials, stakeholders and the public, as well as informing motorists of near-term construction stage travel implications, performing public involvement initiatives and market research activities and development of discussion guides and analysis related the implementation of the new toll, and payment options related to All-Electronic Tolling. MT has finalized a new project specific logo and is updating the project website.

CAPITAL PROGRAM MANAGEMENT CONSULTANT (CPMC) & DESIGN MANGEMENT CONSULTANT (DMC) SERVICES FOR THE I-95/SCUDDER FALLS BRIDGE IMPROVEMENT PROJECT

**CPMC SERVICES – 2018 THROUGH 2021
Task Order Assignment No. C-502A-1M**

Task Order Assignment 502A-1M, Capital Program Management Consultant (CPMC) Services for 2018 through 2021 began in April 2018. AECOM is currently providing two (2) part-time Project Managers to oversee and administer various design and construction projects that are being advanced in the Capital Improvement Program. During this reporting period, CPMC Staff continued to provide the management and oversight of Professional Services Contract C-644A, CM/CI Services Contract CM-644A, and Construction Contract T-644A for the I-78 Roadway Approach/Transition Slabs Rehabilitation and the Rehabilitation of the Cedarville Road Overpass, as well as Contract T-707A for the New Commission Administration Building and the associated CM/CI Contract CM-707A.

DELAWARE RIVER JOINT TOLL BRIDGE COMMISSION

**September 24, 2018
PROJECT STATUS REPORT**

SCUDDER FALLS BRIDGE INTERIM DECK REPAIRS

**Construction
Contract No. TS-677A**

Sparwick Contracting, Inc. (SCI) completed all deck repairs and roadway striping by September 8, 2015. SCI's on-call and emergency spill repairs phase of the contract ended with the issuance of Notice to Proceed for the Scudder Falls Bridge Replacement project, T-668A on March 3, 2017.

There was no work performed during this reporting period. SCI's contract will remain open until the end of their contract call-back period, which ends on November 20, 2018.

COMMISSION ADMINISTRATION BUILDING AT SCUDDER FALLS

**Design
Contract No. C-707A**

The design team attended bi-weekly project status meetings, reviewed submittals and responded to request for information from the contractor. The design team also completed on site observations as requested by the construction manager.

**Construction Management
Contract No. CM-707A**

Joseph Jingoli & Son, Inc. facilitated the bi-weekly project status meetings and various field meeting as needed for the project. Jingoli continues to facilitate document processing that includes receiving and distributing project submittals and requests for information from the contractor. The construction management team issued their monthly project status report and continues to release three-week look ahead schedules. Staff from the construction manager are on site daily as field work by the contractor continues.

**Construction
Contract No. T-707A**

Project submittal items continue to be submitted by the contractor and are being reviewed by the design team along with various requests for information. The contractor submitted the updated project schedule. Bracy Construction has nearly completed footing installation for the administration building. Pier and foundation installation and foundation walls are on-going. Importation of soil continues in select areas to raise the grade as needed for the installation of underground storm lines and structures. On-going site work includes construction storm water sewer, inlets, manholes and underground basins.

DELAWARE RIVER JOINT TOLL BRIDGE COMMISSION

September 24, 2018
PROJECT STATUS REPORT

The 1799 Home addition and garage have been fully demolished. Interior demolition of the 1799 home was fully completed. Interior framing and mechanical, electrical and plumbing rough-in work is underway. The pool has also been demolished and backfilled. Saw cutting and excavation for new footers at the basement of the 1799 home was completed. Bracy has applied for a 'Well Abandonment' Permit with Bucks County, PA and well abandonment is complete. The existing septic system has been demolished and abandoned per code. The construction of the sanitary sewer force main and communication conduit from the 1799 building to the administration building is complete.

NEW HOPE-LAMBERTVILLE TOLL BRIDGE FLOOR SYSTEM REHABILITATION

DESIGN SERVICES
Task Order Assignment No. C-702B-2

IH Engineers continues to review contract submittals including shop drawings, material and equipment submittals.

CONSTRUCTION
Contract No. T-708A

Progress Meetings were held throughout July and August at the Field Office in New Hope, PA and attended by representatives of Allied Painting, IH Engineers and Urban Engineers along with members of the Commission's staff. Work performed included steel repairs as well as cleaning and painting. Substantial Completion was achieved on August 27, 2018.

CM/CI SERVICES
Task Order Assignment No. C-703A-5

Urban Engineers administered Progress Meetings throughout July and August. Work has involved processing contract submissions, responding to requests for information from the Contractor and inspecting progress of work on site.

DELAWARE RIVER JOINT TOLL BRIDGE COMMISSION

**September 24, 2018
PROJECT STATUS REPORT**

NEW HOPE-LAMBERTVILLE TOLL BRIDGE

**SALT STORAGE FACILITY - DESIGN
Task Order Assignment No. C-702B-5**

IH Engineers was issued Notice to Proceed effective August 21, 2018. A project kick-off meeting was held with IH on August 29, 2018 with operations and supervisory staff in attendance. This Task Order Assignment is to perform final design for constructing a new salt storage facility to meet the needs at NH-L Toll Bridge and to be constructed adjacent to the existing barn/salt storage building.

The designer is currently performing reconnaissance tasks and in the early stages of preparing contract documents.

I-78 BRIDGES AND APPROACH SLABS REHABILITATION

**Design
Contract No. C-644A**

Gannett Fleming, Inc. (GF) was awarded this design contract at the Commission's February 2016 Meeting, with a Notice to Proceed was issued March 1, 2016. This design project is for the repair of various bridge, pavement and other miscellaneous deficiencies associated with the 13 bridges and approach roadways located within the DRJTBC's jurisdiction on I-78.

During this reporting period, GF continued their post-design phase services of this contract, responding to RFIs and reviewing submittals and participating in conference calls as necessary.

**Construction Management/Construction Inspection
Contract No. CM-644A**

Greenman-Pedersen, Inc. (GPI) was awarded this Construction Management/Construction Inspection Services contract at the Commission's April 2017 Meeting with the Notice to Proceed issued effective May 24, 2017.

During this reporting period, GPI continued to provide construction management/inspection of the roadway improvements and bridge painting components of this project. GPI conducted two (2) Progress Meetings and continued tracking RFIs, correspondence, submittals and shop drawings. GPI continued to track, monitor and evaluate the Potential Change Order (PCO) work by JDE and their Painting Subcontractor. These potential cost impacts to approach slab and bridge painting work were initiated by the loss of the single westbound lane closure 24/7 as originally provided in the contract. GPI's current staff includes the Resident Engineer, one (1) full time construction inspector, one (1) full time paint inspector and one (1) part

DELAWARE RIVER JOINT TOLL BRIDGE COMMISSION

September 24, 2018 PROJECT STATUS REPORT

time Project Manager. A part time scheduler and safety consultant, both from Envision, Inc. are providing schedule update reviews and independent site safety inspections respectively as needed.

Construction Contract No. T-644A

J.D. Eckman, Inc. (JDE) was awarded this Construction contract at the Commission's April 2017 Meeting, and given Notice to Proceed effective May 22, 2017.

During this reporting period JDE replaced the remaining eastbound approach slabs at the bridge over Ramp C near exit 3 in New Jersey. All bridge approach slabs within this project have now been replaced. JDE also finished sealing asphalt cracks, backing up the low shoulders with stone and modifying the merge signage and striping west of the toll plaza. JDE's paint contractor, JAG'D Painting (JAG'D), also completed touch-up painting and containment removal at the I-78 Bridges over Warren County Route 519. All bridge painting work is now complete at the six (6) bridges and only punch-list items remain. JDE's sealing subcontractor, JILCO, continued sealing the bridge parapets on I-78 and the overpass bridges. JDE participated in two (2) Progress Meetings and continued submitting material submittals, and RFIs.

RESTRIPING OF THE MERGE LANES EXITING THE I-78 TOLL PLAZA

Design Task Order Agreement Contract No. C-628A-8

Dewberry Engineers, Inc. (DE), through a standing Consultant Engineer Agreement, was requested to provide Engineering Services to design modifications to the existing striping of the merge area west of the I-78 westbound toll plaza. DE was requested to utilize Malick & Scherer, PC. (M&S) for this design effort due to their current involvement as a sub-consultant to Gannett Fleming on the C-644A I-78 Bridges and Approach Slab Rehabilitation Project, whose tasks include the restriping of the entire I-78 mainline located within the DRJTBC's jurisdiction. The purpose of this restriping design is to provide dedicated through lanes for the two left ORT E-Z Pass lanes continuing after the toll plaza, and have the four right toll lanes merge with the right high speed lane in the vicinity of the Morgan Hill Road Interchange.

DELAWARE RIVER JOINT TOLL BRIDGE COMMISSION

September 24, 2018
PROJECT STATUS REPORT

This design has been incorporated into the I-78 Bridges & Approach Slab Rehabilitation Construction Contract T-644A by Gannett Fleming, under Professional Services contract C-644A.

During this reporting period, the merge modification work was completed with the sign relocations and the painting of the traffic striping and lane markings as designed.

MILFORD-MONTAGUE TOLL BRIDGE

SALT STORAGE FACILITY - DESIGN
Task Order Assignment No. C-702B-4

IH Engineers was issued Notice to Proceed effective June 23, 2017. A project kick-off meeting was held with IH on July 23, 2017 with operations and supervisory staff in attendance. This Task Order Assignment is to perform final design for constructing a new salt storage facility to meet the needs at M-M Toll Bridge in the general footprint of the existing damaged/undersized building.

The designer submitted final construction bid documents and assisted with bid review/evaluations IH provided the Commission final conformed documents and provided post-design, post-award services. Field work is now complete and the assignment is in the process of being closed out.

CONSTRUCTION MANAGEMENT
Task Order Assignment No. C-703A-3

Urban Engineers was issued Notice to Proceed effective October 16, 2017. A project kick-off meeting was held with Urban on October 16, 2017. Urban provided a part time Project Manager, full time Resident Engineer/Inspector and part time Scheduler throughout this task order assignment. Urban attended a kick-off meeting with the contractor (Bracy), conducted job progress meetings and performed construction management and inspection activities. Field activities resumed in mid-April and Urban is performing CM related duties until project completion. Field work is now complete and the assignment is in the process of being closed out.

DELAWARE RIVER JOINT TOLL BRIDGE COMMISSION

**September 24, 2018
PROJECT STATUS REPORT**

CONSTRUCTION
Contract No. T-717A

At the September 25, 2017 Commissioners Meeting, the Commission awarded Contract T-717A, Milford-Montague Toll Bridge, Salt Storage Building to Bracy Construction, Inc. The Commission issued a Limited Notice to Proceed effective September 25, 2017.

An on-site project coordination meeting was held with Bracy and their subcontractors on October 3, 2017. The Commission issued the full Notice to Proceed effective October 12, 2017.

A project kick-off meeting was held with Bracy on October 19, 2017. The new salt storage building which is substantially complete and is being used to store salt for the remainder of the winter. Due to unfavorable weather Bracy returned to the project site in mid-April and a final inspection was held on May 30, 2018. Field work is now complete and the contract is in the process of being closed out.

APPROACH ROADWAY IMPROVEMENTS AT THE CENTRE BRIDGE – STOCKTON, NEW HOPE – LAMBERTVILLE, AND UHLERSTOWN – FRENCHTOWN TOLL-SUPPORTED BRIDGES

(DESIGN)
Task Order Assignment C-715A-1

Under this Task Order Assignment (TOA) the Consultant, Pennoni, Inc. (Pennoni), is providing professional services for the design of approach roadway improvements at the Centre Bridge – Stockton, New Hope – Lambertville, and Uhlerstown – Frenchtown Toll-Supported Bridges. Improvements include select roadway repaving, re-striping, three (3) ADA ramps, replacement of six (6) inlets, curbing repair and patching/coating of a retaining wall. Notice to proceed was given on September 25, 2017. A kick off meeting was held on October 3, 2017. Field visits occurred September 28 through October 3. Progress Meeting No. 1 was held on Friday,

November 3. A progress / 60% submission review meeting was held on November 29. On 1/30, Supplement No. 1 was approved to use \$4,265.75 of the \$8,000 Unforeseen Allowance for work related to the NH-L PA north roadway retaining wall that was not included in the original scope of work. Pennoni has submitted the pre-final PS&E documents and previously submitted a request for Supplement No. 2 related to additional traffic control plans due to the planned eastbound lane closing and subsequent detour to be planned. Both documents are under review by the Commission.

DELAWARE RIVER JOINT TOLL BRIDGE COMMISSION

**September 24, 2018
PROJECT STATUS REPORT**

PHASE 1 TOLL COLLECTION COUNTING FACILITIES

**PRELIMINARY, FINAL & POST DESIGN SERVICES
C-696B-1**

Utilizing the Commission standing Consulting Engineer Task Order Agreement with French & Parrello Associates (FPA), this Task Order Assignment is to obtain engineering preliminary, final, and post design services to support the Commission needs for Toll Counting facilities at I-78, Easton Philipsburg, and Delaware Water Gap Toll Bridge Facilities.

As a part of a fast track implementation plan, Kick-Off Meeting was conducted with FPA on October 20, 2016, at which time the Consultant provided pre-schematic design sketches to expedite Commission's input on the same. The Consultant collected Project related record documents after this meeting, conducted site visits on October 25th at all three locations. Schematic Design Submission was received on November 9th, 2016 and a submission review meeting was held on November 14th sharing the Commission's comments with the Consultant. Final Design Submission was received December 30, 2016 and a design submission review meeting was conducted on January 9, 2017 and revised documents were received January 19, 2017.

ELECTRONIC SURVEILLANCE / DETECTION SYSTEM

**ESS MAINTENANCE CONTRACT
Contract No. DB-575A**

Schneider Electric Building Americas, Inc. continues to provide maintenance services in support of the Electronic Surveillance / Detection System under the direction of the Commission's Electronic Security and Surveillance Staff, who operate the system from the Primary Control Center located at the New Jersey State Police's Regional Operation and Information Center (ROIC) in West Trenton, New Jersey.

DELAWARE RIVER JOINT TOLL BRIDGE COMMISSION

**September 24, 2018
PROJECT STATUS REPORT**

CUSTOMER SERVICE CENTER/VIOLATION PROCESSING CENTER PROJECT DB-584

The new NJ Customer Service Center (CSC) is live. The New Jersey Turnpike Authority (NJTA), as the lead agency, is facilitating all meetings with the other agencies and Conduent. Commission staff, Conduent, HNTB and representative from the other agencies that participate in the NJ CSC participated in follow-up workshops to develop the AET Requirements Document and Business Rules needed for video processing to support the Scudder Falls Bridge was held with Commission Staff and Conduent. Commission Staff reviewed the draft DRJTBC AET Requirements and comments were submitted to Conduent to address.

TAFFIC COUNT PROGRAM UPGRADE DR-550A

A Purchase Order was issued to Signal Service, Inc., West Chester, PA for the traffic counters, server and additional materials. Signal Service is a member of the Pennsylvania Department of General Services COSTARS Program (Cooperative Purchasing Contract No. 4400012659). The COSTARS Program sets the pricing for the traffic counters, auxiliary equipment, and software to be purchased.

A signal service is trouble shooting the configuration for the New Hope – Lambertville Toll Supported Bridge traffic counter as the data appears suspect. They are also checking the wireless modems as there have been multiple communication failures.

ELECTRONIC TOLL COLLECTION SYSTEM REPLACEMENT DESIGN, BUILD AND MAINTAIN Contract No. DB-540A

TransCore is addressing punch list items, final project documentation and as-built drawings. Project Provisional Acceptance was issued on August 16, 2017 and the project is in the maintenance phase.

TransCore implemented a plan to improve system performance, focusing on vehicles classifications. The plan included revisiting each lane, checking all equipment connections/configurations and tuning the equipment to increase performance levels. The RK&K team conducted several additional system audits to determine the level of performance. The vehicle classification system was still performing lower than the requirements included in the contract. Commission staff met with the executive management team from TransCore to discuss our on-going concerns regarding the system performance. TransCore developed and implemented an action list to increase performance. The software changes were completed at all Commission

DELAWARE RIVER JOINT TOLL BRIDGE COMMISSION

**September 24, 2018
PROJECT STATUS REPORT**

bridges and an in house audit along with a third party review by the RK&K team was completed. Vehicle classification by the toll system has improved and is operating near the requirements of the contract. TransCore replaced the communication cable from serial to Ethernet for lane readers, which should improve corresponding transponders to the appropriate vehicles.

TransCore began installing riser cards to increase the capacity of the digital video auditing system (DVAS) from 30 days to the required 18 months.

There was an issue in the ORT Lane at the Delaware Water Gap Toll Bridge and TransCore was directed to address it. Commission Staff observed a lot of five axle vehicles being recorded as three axels. This issue began in July and was limited to the open road tolling lane. TransCore resolved this problem by deploying a configuration change that to help the embedded roadway loops from dropping axles. Commission Staff requested a report from TransCore detailing the issue, why it occurred, their response and what will be implemented to prevent future occurrences.

Commission Staff and TransCore met to review the above identified issues and discuss the action plan.

Commission Staff, TransCore and the RK&K team meet monthly to review and discuss system operational and maintenance items.

ELECTRONIC TOLL COLLECTION / TOLLING TASK ORDER CONSULTANT

**TOLL SYSTEM PERFORMANCE REVIEW AND AUDIT / OPERATIONAL ASSESSMENT
Task Order Assignment No. C-701A-3**

TransCore implemented a plan to improve system performance, focusing on vehicles classifications. The plan included revisiting each lane, checking all equipment connections/configurations and tuning the equipment to increase performance levels. The RK&K team conducted several additional system audits to determine the level of performance. The vehicle classification system was still performing lower than the requirements included in the contract. Commission staff met with the executive management team from TransCore to discuss our on-going concerns regarding the system performance. TransCore developed and implemented an action list to increase performance. The software changes were completed at all Commission bridges and an in house audit along with a third party review by the RK&K team was completed. Vehicle classification by the toll system has improved and is operating near the requirements of the contract. TransCore replaced the communication cable from serial to Ethernet for lane readers, which should improve corresponding transponders to the appropriate vehicles.

DELAWARE RIVER JOINT TOLL BRIDGE COMMISSION

**September 24, 2018
PROJECT STATUS REPORT**

ELECTRONIC TOLL COLLECTION SYSTEM REPLACEMENT: TOLL PLAZA LED SIGN INSTALLATION AND INTEGRATION Task Order Assignment No. C-701A-4

The RK&K completed the inspection services related to the Daktronics LED toll plaza canopy sign installation at the New Hope – Lambertville, Easton – Phillipsburg, Portland – Columbia and Milford – Montague Toll Bridges. The sign installation is complete and they are integrated with the electronic toll collection system. The RK&K team reviewed the as-built drawings and comments were addressed.

ALL ELECTRONIC TOLLING STUDY Task Order Assignment No. C-701A-5

RK&K submitted a data request for information required for this study. A conference call was held to review the data needs and determine what information was readily available. The data was provided to RK&K and they are currently reviewing it to determine if there are any gaps.

A project workshop was held with RK&K and Commission Staff to gain a full understanding of the Commission's tolling operations, staffing and plans for electronic tolling.

LEVEL 3 – INVESTMENT GRADE TRAFFIC AND REVENUE FORECASTS

Contract No. C-549AR

There is no activity on this project to report.

BRIDGE MONITORING SYSTEM DESIGN FOR SELECT BRIDGES Task Order Assignment C-628B-6

Under this Task Order Assignment (TOA) the Consultant, the Louis Berger Group. Inc. (Berger), is providing professional services for the design of the installation of overweight / oversized vehicle detection linked to alarms, signage and camera to discourage the passage of these vehicles over selected bridges. Notice to proceed was given on December 15, 2015; kick off meeting was held on January 15, 2016. Existing plans were transmitted to Consultant in order to start construction plan preparation. Consultant conducted field visits to all five bridge sites February 18 & 19, 2016. A Meeting was held with IT and ESS on March 7, 2016 to discuss possible location of over height sensors and connectivity to existing communication systems. Plans showing proposed location of over height sensors, cameras and new weight restriction signing have been submitted and reviewed.

DELAWARE RIVER JOINT TOLL BRIDGE COMMISSION

September 24, 2018 PROJECT STATUS REPORT

Based on review comments, locations will be adjusted and a field meeting with ESS will be scheduled to verify and finalize camera locations. Due to the departure of personnel, Berger submitted the name and qualifications of a new project manager which has been accepted by the Commission. Meeting is being scheduled to revise scope and discuss utilization of new communication infrastructure. As a result of the recent critical fracture of a truss member resulting in the closing of a PA Turnpike bridge, the scope of this contract was expanded. It has been decided to install sensors on all five bridges in the task order and to add the Milford Montague Bridge to the assignment. A revised scoping meeting was held on February 28th and a revised cost will be submitted. Cost for revised scope was submitted March 22 and was deemed excessive. Revised cost estimate was submitted on March 28 and has been accepted. Pre-Final Plans were submitted on Wednesday, November 1, 2017. The prefinal plans were not as complete as required. Comments were given to the Consultant and revised plans and specifications are scheduled to be resubmitted the end of January. Final check of field conditions was done the last week of January. The prefinal plans were resubmitted March 29, 2018. Review meeting was held on April 26, 2018. Consultant will prepare final after conference with ESS Department scheduled for the first week of May. Conference required to finalize connection requirements to ESS system and get specifications for the current cameras being used.

Final plans and specifications to be submitted by June 15, 2018. Contract will be advertised July 11, 2018, bids received on August 22, 2018 and plan to receive authorization to award September 24, 2018. Revised final plans will be submitted July 10, 2018, all other dates to remain. Bids are scheduled to be received Thursday, September 6, 2018 at 2:00 PM.

BUILDINGS & FACILITIES ENERGY CONSERVATION MEASURES

PRELIMINARY, FINAL & POST DESIGN SERVICES C-657A-3

Utilizing the Commission standing Consulting Engineer Task Order Agreement with Joseph Jingoli & Son, Inc. (JJS), this Task Order Assignment is to obtain engineering preliminary, final, and post design services to implement the Energy Conservation Measures (ECM) identified in an ASHRAE Level 3 Energy Audit prepared under Task Order Assignment No. C-657A-1 at all of the Commission's seven (7) Toll Bridge facilities.

A Kick-Off Meeting was conducted with JJS on November 21, 2016, record room site visits, and field surveys of the seven toll bridges has been completed. Progress meeting was conducted on February 1, 2017, reporting field observations and conditions in advance of a Schematic Design submission was received February 28, 2017 and a design review meeting was conducted with the consultant on March 21, and a Final Submission was received on April 24, 2017 addressing Commission's comments. Public Bid Advertisements for an Electrical and a Mechanical Construction Contracts were posted on May 9th, bids were publically opened on June 8th & June 13th respectively. Bids received from the low bidder of each Contract was reviewed by JJS, Commission Staff and Counsels, and found to be responsive. Construction Contracts Awards

DELAWARE RIVER JOINT TOLL BRIDGE COMMISSION

September 24, 2018 PROJECT STATUS REPORT

were made for each of the two (2) Contracts at the Commission's June 26th regular Monthly Meeting and Consultant is currently providing Post Design Services answering Contractors' Requests for Information, reviewing submittals and attending bi-weekly Progress Meetings.

CONSTRUCTION MANAGEMENT SERVICES Task Order Assignment No. C-696A-2

Utilizing the Commission's current Facilities Task Order Agreement with Johnson, Mirmiran & Thompson (JMT), this Task Order Assignment is to provide Construction Management (CM) Services in connection with the Energy Conservation Measures (ECM) implementation Project.

A meeting was held with the Consultant on July 13th to review the Commission's expectations of the consultant's services during the Pre-Construction and Construction phases of both Electrical & Mechanical ECM implementation Construction Contracts T-645A and T-645B respectively. Subsequently; the Notice of Award and Limited Notice to Proceed was issued to JMT effective July 17, 2017.

JMT is currently providing construction field inspections, conducting bi-weekly progress meetings along with processing Architectural Supplementary Instructions, Contractor's Submittals and Request for Information as part of providing construction management services.

CONSTRUCTION Contract No. T-645A

MJF Construction Inc., was awarded this construction contract at the Commission's June 2017 Meeting. Notice of Award and Limited Notice to Proceed letter was issued effective June 27, 2017. Notice to Proceed effective date of July 24th was issued in accordance with the Contract Specifications and Pre-Construction Meeting was held on July 27th.

Long lead delivery material had been ordered. Interior and exterior lighting replacement activities is near completion and Contractor is currently working on finalizing the installation at all Toll Bridges including configuring Commission wide lighting controls.

DELAWARE RIVER JOINT TOLL BRIDGE COMMISSION

September 24, 2018 PROJECT STATUS REPORT

CONSTRUCTION Contract No. T-645B

Schneider Electric Buildings Americas, Inc., was awarded this construction contract at the Commission's June 2017 Meeting. Notice of Award and Limited Notice to Proceed letter was issued effective June 27, 2017. Pre-Construction Meeting was held on August 11th and a Notice to Proceed effective date of August 16th was issued.

Long lead delivery material was received and Contractor completed working at Milford Montague, Delaware Water Gap, Portland Columbia and I-78 sites and is currently working at Easton Philipsburg and New Hope Toll Bridge Facilities.

JOB ORDER CONTRACTING

JOB ORDER CONTRACTING PROGRAM MANAGER Contract No. C-727A

The Gordian Group was provided with Notice of Award and Limited Notice-to-Proceed on July 31, 2018. A Kick-Off Meeting was held on August 22nd at the Commission's Trenton-Morrisville Toll Bridge Administration Building and attended by representatives of The Gordian Group and CMTS along with members of the Commission's staff.

GENERAL ENGINEERING CONSULTANT 2015-2018 ANNUAL INSPECTIONS C-684A

As the Commission's General Engineering Consultant (GEC), Cherry, Weber & Associates (CWA) is providing Annual Inspection Services for the Toll-Supported Bridges in 2016. CWA was provided with Notice to Proceed on March 23, 2015. On November 21, 2016, the Commission, via Resolution 3090-11-16, extended CWA's contract to perform GEC services and inspections in 2017 & 2018. A kick-off meeting was held on March 21st, 2017 for the 2017 Toll Bridge Inspections at the –Delaware Water Gap Toll Bridge Administration Building and attended by representatives from District 1, District 2, District 3, Operations, Engineering, and CWA. A progress meeting was held on June 9.

DELAWARE RIVER JOINT TOLL BRIDGE COMMISSION

September 24, 2018 PROJECT STATUS REPORT

Interim inspections have been completed at all of the required (load posted) Toll-Supported Bridges and Inspections of all seven (7) Toll Bridges have been completed. The Annual Inspection Report was accepted by the Commission on April 30.

A kick-off meeting was held on February 23, 2018, for the 2018 Toll-Supported Bridge Inspections at the Easton - Phillipsburg Toll Bridge Administration Building and attended by representatives from Central and South Regions Maintenance, the Deputy Director of Maintenance, Engineering, and CWA. Due to the number of snow storms this March and raining weather in April, Toll-Supported Bridge Inspections are slightly behind schedule. CWA will continue inspections as weather permits and all inspections except Scudder Falls should be completed by June or July. Scudder Falls is scheduled for August. Inspections have been completed at the Lower Trenton, Calhoun Street, Washington Crossing, New Hope – Lambertville, Centre Bridge – Stockton, Uhlerstown – Frenchtown, Upper Black Eddy – Milford, and Riegelsville Toll-Supported Bridges. The Taylorsville Road and Pennsylvania Canal Overpass on the approach of Scudder Falls have also been inspected. Inspections are underway at Riverton – Belvidere Toll-Supported Bridge.

Facilities inspections were completed on June 20 & 21 at the Southern Region and Central Region Toll-Supported Bridges. Attendees included CWA, Engineering Staff, and Maintenance personnel, with a brief visit by the Deputy Executive Director of Operations.

A progress meeting was held on July 27. Inspections were completed at Scudder Falls Bridge on August 21 and August 24 while the contractor did not have lane closings. The bridge has been netted off for the Scudder Falls Replacement Project and was inspected as best it could be with the netting in place. Inspections at all Toll-Supported Bridges have been completed for the year. The annual Inspections and Maintenance Reports are being developed and the Maintenance Report should be submitted in early September.

2015-2016 TRAFFIC ENGINEERING CONSULTANT

Contract No. C-686A

There is no activity on this project to report.

DELAWARE RIVER JOINT TOLL BRIDGE COMMISSION

Meeting of September 24, 2018

OPERATIONS

The following Pages reflect the reports on those items assigned to the Operations Department. Each item is reported separately and page numbered accordingly.

DELAWARE RIVER JOINT TOLL BRIDGE COMMISSION

Meeting of September 24, 2018

**OPERATIONS INDEX
FOR
PUBLIC SAFETY AND BRIDGE SECURITY**

SUBJECT	DESCRIPTION	PAGE NUMBER
Public Safety and Bridge Security	Status Report Months of July/August 2018	1-41

DELAWARE RIVER JOINT TOLL BRIDGE COMMISSION

Meeting of September 24, 2018

PUBLIC SAFETY AND BRIDGE SECURITY MONTH OF July 2018

The below-listed items represent meetings, communications, tasks, and projects involving the Public Safety and Bridge Security Department:

Radio System

- During the month of July 2018, Public Safety and Bridge Security (PSBS) personnel, along with the NJ State Police and Motorola have been working with personnel who manage the Solebury Tower to prepare for the installation of radio equipment.
- PSBS received new mobile radio for the new Commission vehicles ordered to replace those taken out of service or reassigned.
- PSBS personnel alone, and in conjunction with the New Jersey State Police investigated various other DRJTBC radio issues both during and after normal working hours.
- PSBS personnel continue to work with the Districts and IT to update the CarteGraph radio inventory database.

Access Control System

- During the month of July 2018, PSBS personnel worked with General Supply (Commission's locksmith) to address various lock issues.
- During the month of July 2018, the ACS database was audited and pictures were updated for employees and contractor cards. Various other employee ACS rights were updated and/or changed at the request of supervisors.
- On July 28th 2018, PSBS personnel worked with NHL maintenance & IT to restore a major electrical outage at the NHL toll bridge, which affected normal business operations.
- During the month of July, PSBS personnel collected pricing from various vendors for emergency lock repair.
- Various door alarms and ACS issues were addressed both during and after normal working hours.

Public Safety & Bridge Security

DELAWARE RIVER JOINT TOLL BRIDGE COMMISSION

Meeting of September 24, 2018

PUBLIC SAFETY AND BRIDGE SECURITY MONTH OF July 2018

- During the month of July 2018, PSBS staff developed procedures for the Bridge Security Assistant Coordinator. The procedures include regional patrols, incident management, vehicles and bridge monitor supervision.
- During the month of July 2018, PSBS personnel continued to work with Schneider Electric on various new Capital Projects, pending projects and current construction projects.
- During the month of July 2018, PSBS personnel continued working with Engineering on the new Scudder Falls facility, Administration Building and the design renovations to the Trenton Morrisville administration building.
- During the month of July, Genetec continued configuration of the Kiwi analytics.
- PSBS personnel reviewed and purged the ESS video storage database that contains copies of videos requested by DRJTBC personnel and outside agencies.
- PSBS personnel worked during, and after normal working hours on numerous issues and problems raised by Commission members.
- The PSBS Primary Control Center (PCC) continues to operate 24/7 and detected, documented, and assisted the Regional bridges with various emergencies, traffic, and security related incidents.
- During the month of July 2018, PSBS personnel worked with several police departments and DRJTBC personnel on various inquiries and investigations. As a result, PSBS personnel investigated and processed thirty-one video requests. Please see the attached "ESS Request Video Report" for a summary of information on each request.

Miscellaneous

- On July 6th 2018, PSBS personnel attended Respect in the Workplace – Harassment Training.
- On July 11th 2018, PSBS staff attended a meeting to discuss the department's goals and directives.

DELAWARE RIVER JOINT TOLL BRIDGE COMMISSION

Meeting of September 24, 2018

PUBLIC SAFETY AND BRIDGE SECURITY

MONTH OF July 2018

- On July 16th thru 20th 2018, PSBS staff conducted training for the new PSBS Assistant Coordinators.
- On July 18th & 19th PSBS staff held interviews for the Central and Southern Region Bridge Monitor II postings subsequently, Eleven now
- On July 30th 2018, Bridge Monitors were hired at the commission meeting
- On July 24th PSBS personnel attended CPR/AED/First Aid Training
- On July 21st PSBS personnel met with Sony representatives and demonstrated their new long range PTZ camera (VB770 and HMX70).
- During the month of July 2018, PSBS personnel continued working with Purchasing to finalize the emergency lighting and equipment specifications for the Commission's new response vehicle(s).
- During the month of July 2018, PSBS personnel continued working with Purchasing regarding the acquisition of Bridge Monitor uniforms and Toll Lieutenant Uniforms and badges.
- During the month of July 2018, Schneider Electric continued the installation of the cash fund lockers for toll bridge facilities.
- PSBS personnel worked with maintenance to install height delineators for the Riegelsville toll supported bridge.
- On July 30th 2018, At the Commission Meeting, PSBS personnel did a presentation on the recent motor vehicle accidents on I-80 that affected traffic at the Delaware Water Gap Toll Bridge.

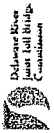


ESS Request Video

Report Month: 7/1/2018- 7/31/2018

Report Run Date: 8/1/2018

ID	Request Date	Request_Agency	Requestor	Location	Incident Type	DRJTBC Requestor
1624	7/2/18	DRJTBC	Matt Skrebel	Scudder Falls	Motor Vehicle Accident	Matt Skrebel
1625	7/3/18	DRJTBC	Matt Skrebel	Scudder Falls	Motor Vehicle Accident	Matt Skrebel
1626	7/3/18	NJSP Hope Barracks	Trp. Penner	I78	Other	Mark Leary Jr
1627	7/4/18	DRJTBC	Sgt Piazza	Northampton	Motor Vehicle Accident	Kevin Clark
1628	7/5/18	DRJTBC	Cpl Provznik	PC	Other	Kevin Clark
1629	7/5/18	DRJTBC	Matt Skrebel	PC	Motor Vehicle Accident	Matt Skrebel
1630	7/9/18	DRJTBC	LT Catto	TM	Motor Vehicle Accident	Kevin Clark
1631	7/11/18	DRJTBC	Nicholas Knechel	EP	Motor Vehicle Accident	Nicholas Knechel
1632	7/12/18	DRJTBC	Nicholas Knechel	EP	Motor Vehicle Accident	Nicholas Knechel
1633	7/13/18	DRJTBC	Michael Rizza	Riverton-Belvidere	Internal Investigation	Michael Rizza
1634	7/15/18	DRJTBC	Cpl Glackin	I78	Motor Vehicle Accident	Kevin Clark
1635	7/15/18		A. León	Calhoun St.	Overweight Crossing	Ariel Leon
1636	7/16/18	DRJTBC	Nicholas Knechel	I78	Motor Vehicle Accident	Nicholas Knechel
1637	7/16/18	DRJTBC	Nicholas Knechel	Scudder Falls	Other	Nicholas Knechel
1638	7/16/18	DRJTBC	Nicholas Knechel	Scudder Falls	Motor Vehicle Accident	Nicholas Knechel
1639	7/16/18	DRJTBC	Matt Skrebel	Calhoun St.	Police Chase	Matt Skrebel
1640	7/17/18	DRJTBC	Nicholas Knechel	Washington Crossing	Overweight Crossing	Nicholas Knechel
1642	7/18/18	NJSP Kingwood	Sgt Joseph Kucowski	Upper Black Eddy-Milford	Police Investigation	Denis Stites
1643	7/18/18	DRJTBC	Matt Skrebel	DWG	Motor Vehicle Accident	Matt Skrebel
1644	7/19/18	DRJTBC	Matt Skrebel	Calhoun St.	Motor Vehicle Accident	Matt Skrebel
1645	7/19/18	DRJTBC	Matt Skrebel	TM	Motor Vehicle Accident	Matt Skrebel
1646	7/19/18	DRJTBC	Cpl Parker	NHL	Hit & Run MVA	Kevin Clark
1647	7/21/18	New Hope Police Department	Ofc. Candice Tremblay	NHL-TS	Stolen Vehicle	Nicholas Knechel
1648	7/22/18	DRJTBC	Nicholas Knechel	TM	Motor Vehicle Accident	Nicholas Knechel



ESS Request Video

Report Month: 7/1/2018- 7/31/2018

Report Run Date: 8/1/2018

ID	Request Date	Request_Agency	Requestor	Location	Incident Type	DRJTBC Requestor
1649	7/23/18	DRJTBC	Ken Terry	EP	Motor Vehicle Accident	Ken Terry
1651	7/23/18	Kingwood NJSP	Trooper Vallarta #8099	NHL	Motor Vehicle Accident	Ariel Leon
1652	7/24/18	DRJTBC	K Clark	Calhoun St.	Bridge Jumper	Kevin Clark
1653	7/25/18	DRJTBC	M. Jones	I78	Other	Matt Jones
1654	7/25/18	DRJTBC	Nicholas Knechel	Calhoun St.	Motor Vehicle Accident	Nicholas Knechel
1655	7/27/18	NJSP	Detective Jacinto	MM	Police Investigation	Kevin Clark
1656	7/29/18	NJSP Kingwood	Trooper Vallarta #8099	Centre Bridge-Stockton	Motor Vehicle Accident	Ariel Leon

Total for Month: 31

July 2018

Bridges	N/R Accidents		Traffic Accidents		Motorist Assists		Other	
	NJ	PA	NJ	PA	NJ	PA	NJ	PA
Milford-Montague 40	3	0	0	0	1	0	0	1
Delaware Water Gap 41	13	1	2	0	5	0	4	4
Portland Pedestrian 42	0	0	0	0	0	0	0	0
Portland-Columbia 43	0	0	0	0	0	0	0	1
Riverton – Belvidere 44	3	0	0	0	0	0	1	0
Rt 22 EP 45	130	1	1	0	0	0	0	0
Northampton St 46	0	1	3	0	0	0	0	12
I-78 47	29	1	15	1	22	5	26	26
Riegelsville 48	3	1	0	0	0	0	0	4
Upper Black Eddy Milford 49	9	1	0	0	0	0	0	0
Uhlerstown Frenchtown 50	8	0	1	0	0	0	0	0
Lumberville Raven Rock 51	0	0	0	0	0	0	0	0
Centre Bridge Stockton 52	15	0	0	0	0	0	0	0
New Hope Lambertville Toll 53	22	0	0	1	0	0	0	2
New Hope Lambertville 54	12	1	0	0	0	1	0	0
Washington Crossing 55	6	2	2	0	0	0	0	0
Scudder Falls 56	4	2	4	0	6	1	0	0
Calhoun St 57	2	1	0	0	0	0	1	0
Lower Trenton 58	1	0	0	1	0	0	0	8
Morrisville Trenton 59	1	3	2	0	1	0	0	0

	Citations	Warnings	Security Checks
New Jersey State Police	253	110	417
Pennsylvania State Police	84	40	464

July 2018 Overweight Crossings (Central Region)

Updated
06/21/2018

July 2018 Totals	Total Turnarounds	Total Overweights	Total Manned	Total Unmanned	NJSP Response	Summons Issued	Warnings Issued	PSP Response	Summons Issued2	Warnings Issued	Local Police Response	No Response Requested
Riverton- Belvidere	64	4	0	4	4	0	4	0	0	0	0	0
Northampton St.	402	13	13	0	0	0	0	12	6	6	0	1
Riegelsville	107	1	1	0	0	0	0	1	1	0	0	0
Uhlerstown - Frenchtown	66	1	0	1	1	1	0	0	0	0	0	1
Totals	639	19	14	5	5	1	4	13	7	6	0	1
2018 Year to Date Totals	Total Turnarounds	Total Overweights	Total Manned	Total Unmanned	NJSP Response	Summons Issued	Warnings Issued	PSP Response	Summons Issued	Warnings Issued	Local Police Response	No Response Requested
Riverton- Belvidere	389	41	6	30	32	7	25	2	0	2	1	7
Northampton St.	2344	72	72	0	16	9	7	47	26	21	0	9
Riegelsville	754	15	9	12	12	1	1	3	1	0	0	1
Uhlerstown - Frenchtown	340	12	0	12	10	1	0	1	0	0	0	2
Year to Date Totals	3827	140	87	54	70	18	33	53	27	23	1	19

July 2018 Overweight Crossings (Southern Region)

07/31/2108
182 OW
956 TA

July 2018 Totals	Total Turnarounds	Total Overweights	Total Manned	Total Unmanned	NJSP Response	Summons Issued	Warnings Issued	PSP Response	Citations Issued	Warnings Issued2	Local Police Response	No Response Requested
Lower Trenton	4	12	0	12	1	0	1	10	3	7	0	1
Calhoun Street	88	4	3	1	2	2	0	2	1	1	0	0
Washington Crossing	40	8	3	5	6	3	3	2	2	0	0	0
New Hope	87	7	5	2	6	6	0	1	1	0	0	0
Lambertville												
Centre Bridge	8	0	0	0	0	0	0	0	0	0	0	0
Stockton												
July Totals	227	31	11	20	15	11	4	15	7	8	0	1

2018 Year to Date Totals	Total Turnarounds	Total Overweights	Total Manned	Total Unmanned	NJSP Response	Summons Issued	Warnings Issued	PSP Response	Citations Issued	Warnings Issued	Local Police Response	No Response Requested
Lower Trenton	18	86	1	85	3	1	2	50	24	26	20	13
Calhoun Street	343	17	14	3	8	5	3	8	2	6	0	1
Washington Crossing	123	41	7	34	33	25	8	5	3	2	0	3
New Hope	458	32	25	7	20	19	1	8	6	2	2	2
Lambertville												
Centre Bridge	14	6	0	6	4	3	1	1	1	0	0	1
Stockton												
Year to Date Totals	956	182	47	135	68	53	15	72	36	36	22	20

DELAWARE RIVER JOINT TOLL BRIDGE COMMISSION
MONTHLY ACTIVITY SERVICES RENDERED REPORT

BRIDGE Northampton Street

MONTH July		YEAR 2018							
ACTIVITY/SERVICE	WEEK OF	7-Jul	WEEK OF	14-Jul	WEEK OF	21-Jul	WEEK OF	28-Jul	TOTAL
Hours Worked		336		336		336		336	1344
Patrols		168		168		168		168	672
Overweight Crossings		3		0		3		6	12
Overweights Refused		90		98		97		117	402
Motorist Aid		2		1		0		0	3
Medical Assistance		0		0		0		0	0
First Aid Rendered		0		0		0		0	0
State / Local Police Requested		5		0		3		5	13
Fire Dept. Requested		0		0		0		0	0
Public Interaction		417		*910		404		364	1185
Traffic Control		68		58		33		109	268
Jumpers		0		0		0		0	0
Assaults		0		0		0		0	0
Other		10		7		5		10	32
Miscellaneous		6		7		12		8	33
NOTES:									

DELAWARE RIVER JOINT TOLL BRIDGE COMMISSION
MONTHLY ACTIVITY SERVICES RENDERED REPORT

BRIDGE Riegelsville

MONTH July

YEAR 2018

ACTIVITY/SERVICE	WEEK OF 7-Jul	WEEK OF 14-Jul	WEEK OF 21-Jul	WEEK OF 28-Jul	TOTAL
Hours Worked	286	296	272	296	1150
Patrols	142	148	136	148	574
Overweight Crossings	1	0	0	0	1
Overweights Refused	26	31	16	34	107
Motorist Aid	0	0	0	0	0
Medical Assistance	0	0	0	0	0
First Aid Rendered	0	0	0	0	0
State / Local Police Requested	0	0	1	0	1
Fire Dept. Requested	0	0	0	0	0
Public Interaction	115	128	0	100	343
Traffic Control	8	23	12	34	77
Jumpers	0	0	0	0	0
Assaults	0	0	0	0	0
Other	1	0	0	0	1
Miscellaneous	2	6	4	8	20
NOTES:					

DELAWARE RIVER JOINT TOLL BRIDGE COMMISSION
MONTHLY ACTIVITY SERVICES RENDERED REPORT

MONTH		BRIDGE					YEAR	
July		Milford-Upper Black Eddy					2018	
ACTIVITY/SERVICE	WEEK OF	WEEK OF	14-Jul	WEEK OF	21-Jul	WEEK OF	28-Jul	TOTAL
Hours Worked			8					8
Patrols			4					4
Overweight Crossings			0					0
Overweights Refused			0					0
Motorist Aid			0					0
Medical Assistance			0					0
First Aid Rendered			0					0
State / Local Police Requested			0					0
Fire Dept. Requested	7-Jul		0					0
Public Interaction			4					4
Traffic Control			0					0
Jumpers			0					0
Assaults			0					0
Other			0					0
Miscellaneous			0					0
NOTES:								

DELAWARE RIVER JOINT TOLL BRIDGE COMMISSION
MONTHLY ACTIVITY SERVICES RENDERED REPORT

BRIDGE Frenchtown-Uhlerstown									
MONTH July		YEAR 2018							
ACTIVITY/SERVICE	WEEK OF	7-Jul	WEEK OF	14-Jul	WEEK OF	21-Jul	WEEK OF	28-Jul	TOTAL
Hours Worked		64		80		32		64	240
Patrols		32		40		16		32	120
Overweight Crossings		1		1		0		0	2
Overweights Refused		11		33		9		13	66
Motorist Aid		0		0		0		0	0
Medical Assistance		0		0		0		0	0
First Aid Rendered		0		0		0		0	0
State / Local Police Requested		0		2		0		0	2
Fire Dept. Requested		0		0		0		0	0
Public Interaction		97		112		17		67	293
Traffic Control		9		29		17		20	75
Jumpers		0		0		0		0	0
Assaults		0		0		0		0	0
Other		0		1		0		1	2
Miscellaneous		1		1		0		0	2
NOTES:									

DELAWARE RIVER JOINT TOLL BRIDGE COMMISSION
MONTHLY ACTIVITY SERVICES RENDERED REPORT

BRIDGE Belvidere-Riverton									
MONTH July		YEAR 2018							
ACTIVITY/SERVICE	WEEK OF	7-Jul	WEEK OF	14-Jul	WEEK OF	21-Jul	WEEK OF	28-Jul	TOTAL
Hours Worked		168		168		168		168	672
Patrols		84		84		84		84	336
Overweight Crossings		2		0		2		0	4
Overweights Refused		21		10		21		14	66
Motorist Aid		0		2		1		2	5
Medical Assistance		0		0		0		0	0
First Aid Rendered		0		0		0		0	0
State / Local Police Requested		7		0		3		0	10
Fire Dept. Requested		0		0		0		0	0
Public Interaction		106		115		105		71	397
Traffic Control		20		4		5		10	39
Jumpers		0		0		0		0	0
Assaults		0		0		0		0	0
Other		1		3		0		0	4
Miscellaneous		5		5		4		6	20
NOTES:									

DELAWARE RIVER JOINT TOLL BRIDGE COMMISSION
MONTHLY ACTIVITY SERVICES RENDERED REPORT

BRIDGE Lumberville-Raven Rock Pedestrian Bridge

MONTH July

YEAR 2018

ACTIVITY/SERVICE	WEEK OF	7-Jul	WEEK OF	14-Jul	WEEK OF	21-Jul	WEEK OF	28-Jul	TOTAL
Hours Worked									0
Patrols		3		3		2		3	11
Overweight Crossings									0
Overweights Refused									0
Motorist Aid									0
Medical Assistance									0
First Aid Rendered									0
State / Local Police Requested									0
Fire Dept. Requested									0
Public Interaction									0
Traffic Control									0
Jumpers									0
Assaults									0
Other									0
Miscellaneous									0
NOTES:									

DELAWARE RIVER JOINT TOLL BRIDGE COMMISSION

MONTHLY ACTIVITY SERVICES RENDERED REPORT

BRIDGE Centre-Bridge Stockton

MONTH July

YEAR 2018

ACTIVITY/SERVICE	WEEK OF	7-Jul	WEEK OF	14-Jul	WEEK OF	21-Jul	WEEK OF	31-Jul	TOTAL
Hours Worked		40		0		0		0	40
Patrols		20		0		0		0	20
Overweight Crossings		0		0		0		0	0
Overweights Refused		8		0		0		0	8
Motorist Aid		0		0		0		0	0
Medical Assistance		0		0		0		0	0
First Aid Rendered		0		0		0		0	0
State / Local Police Requested		0		0		0		0	0
Fire Dept. Requested		0		0		0		0	0
Public Interaction		73		0		0		0	73
Traffic Control		0		0		0		0	0
Jumpers		0		0		0		0	0
Assaults		0		0		0		0	0
Other		32		0		0		0	32
Miscellaneous		1		0		0		0	1
NOTES:									

DELAWARE RIVER JOINT TOLL BRIDGE COMMISSION
MONTHLY ACTIVITY SERVICES RENDERED REPORT

BRIDGE New Hope - Lambertville

MONTH		July		YEAR					2018	
ACTIVITY/SERVICE	WEEK OF	7-Jul	WEEK OF	14-Jul	WEEK OF	21-Jul	WEEK OF	31-Jul	TOTAL	
Hours Worked		288		272		232		424	1216	
Patrols		132		122		109		185	548	
Overweight Crossings		7		0		0		1	8	
Overweights Refused		6		26		13		44	89	
Motorist Aid		0		0		1		0	1	
Medical Assistance		0		0		0		0	0	
First Aid Rendered		0		0		0		0	0	
State / Local Police Requested		7		1		0		0	8	
Fire Dept. Requested		0		0		0		0	0	
Public Interaction		116		182		139		225	662	
Traffic Control		3		2		5		6	16	
Jumpers		0		0		0		0	0	
Assaults		0		0		0		0	0	
Other		38		13		1		22	74	
Miscellaneous		5		4		9		6	24	
NOTES:										

DELAWARE RIVER JOINT TOLL BRIDGE COMMISSION
MONTHLY ACTIVITY SERVICES RENDERED REPORT

BRIDGE Washington Crossing

MONTH July YEAR 2018

ACTIVITY/SERVICE	WEEK OF 7-Jul	WEEK OF 14-Jul	WEEK OF 21-Jul	WEEK OF 31-Jul	TOTAL
Hours Worked	168	168	168	240	744
Patrols	83	84	84	118	369
Overweight Crossings	1	2	1	4	8
Overweights Refused	5	8	12	15	40
Motorist Aid	0	1	0	0	1
Medical Assistance	0	0	0	0	0
First Aid Rendered	0	0	0	0	0
State / Local Police Requested	1	2	1	4	8
Fire Dept. Requested	0	0	0	0	0
Public Interaction	27	34	9	36	106
Traffic Control	3	5	4	0	12
Jumpers	0	0	0	0	0
Assaults	0	0	0	0	0
Other	23	15	8	25	71
Miscellaneous	0	2	0	0	2
NOTES:					

DELAWARE RIVER JOINT TOLL BRIDGE COMMISSION
MONTHLY ACTIVITY SERVICES RENDERED REPORT

BRIDGE Calhoun Street

MONTH	July	YEAR 2018			
ACTIVITY/SERVICE	WEEK OF 7-Jul	WEEK OF 14-Jul	WEEK OF 21-Jul	WEEK OF 31-Jul	TOTAL
Hours Worked	336	320	264	488	1408
Patrols	152	148	126	228	654
Overweight Crossings	1	0	3	0	4
Overweights Refused	18	16	18	22	74
Motorist Aid	1	0	0	3	4
Medical Assistance	0	0	0	1	1
First Aid Rendered	0	0	0	2	2
State / Local Police Requested	1	0	3	6	10
Fire Dept. Requested	0	0	0	0	0
Public Interaction	42	43	48	45	178
Traffic Control	1	5	3	3	12
Jumpers	0	0	0	1	1
Assaults	0	0	0	0	0
Other	3	3	1	6	13
Miscellaneous	2	0	2	0	4
NOTES:					

DELAWARE RIVER JOINT TOLL BRIDGE COMMISSION

MONTHLY ACTIVITY SERVICES RENDERED REPORT

BRIDGE Lower Trenton

MONTH July YEAR 2018

ACTIVITY/SERVICE	WEEK OF	7-Jul	WEEK OF	14-Jul	WEEK OF	21-Jul	WEEK OF	31-Jul	TOTAL
Hours Worked		28		16		8		16	68
Patrols		14		7		4		8	33
Overweight Crossings		6		3		1		3	13
Overweights Refused		2		0		2		0	4
Motorist Aid		0		0		1		0	1
Medical Assistance		0		0		0		0	0
First Aid Rendered		0		0		0		0	0
State / Local Police Requested		6		3		1		3	13
Fire Dept. Requested		0		0		0		0	0
Public Interaction		11		3		5		0	19
Traffic Control		4		0		7		0	11
Jumpers		0		0		0		0	0
Assaults		0		0		0		0	0
Other		6		0		2		0	8
Miscellaneous		0		0		0		0	0
NOTES:									

DELAWARE RIVER JOINT TOLL BRIDGE COMMISSION
MONTHLY ACTIVITY SERVICES RENDERED REPORT

BRIDGE Lumberville - Raven Rock

MONTH July YEAR 2018

ACTIVITY/SERVICE	WEEK OF 7-Jul	WEEK OF 14-Jul	WEEK OF 21-Jul	WEEK OF 31-Jul	TOTAL
Hours Worked	0	0	0	0	0
Patrols	5	0	5	6	16
Overweight Crossings	0	0	0	0	0
Overweights Refused	0	0	0	0	0
Motorist Aid	0	0	0	0	0
Medical Assistance	0	0	0	0	0
First Aid Rendered	0	0	0	0	0
State / Local Police Requested	0	0	0	0	0
Fire Dept. Requested	0	0	0	0	0
Public Interaction	0	0	0	0	0
Traffic Control	0	0	0	0	0
Jumpers	0	0	0	0	0
Assaults	0	0	0	0	0
Other	0	0	0	0	0
Miscellaneous	0	0	0	0	0
NOTES:					

DELAWARE RIVER JOINT TOLL BRIDGE COMMISSION

Meeting of September 24, 2018

PUBLIC SAFETY AND BRIDGE SECURITY MONTH OF August 2018

The below-listed items represent meetings, communications, tasks, and projects involving the Public Safety and Bridge Security Department:

Radio System

- During the month of August 2018, Public Safety and Bridge Security (PSBS) personnel, along with the NJ State Police and Motorola have been working with personnel who manage the Solebury Tower to prepare for the installation of radio equipment.
- PSBS received new mobile radios for the new Commission vehicles ordered to replace those taken out of service or reassigned.
- PSBS personnel alone, and in conjunction with the New Jersey State Police investigated various other DRJTBC radio issues both during and after normal working hours.
- PSBS personnel continue to work with the Regions and IT to update the CarteGraph radio inventory database.

Access Control System

- During the month of August 2018, PSBS personnel worked with General Supply (Commission's locksmith) to address various lock issues.
- During the month of August 2018, PSBS deactivated and started collection of the summer employees badges
- During the month of August 2018, the ACS database was audited and pictures were updated for employees and contractor cards. Various other employee ACS rights were updated and/or changed at the request of supervisors.
- Various door alarms and ACS issues were addressed both during and after normal working hours.

Public Safety & Bridge Security

- During the month of August 2018, PSBS staff developed procedures for the Bridge Security Assistant Coordinator. The procedures include regional patrols, incident management, vehicles and bridge monitor supervision.

DELAWARE RIVER JOINT TOLL BRIDGE COMMISSION

Meeting of September 24, 2018

PUBLIC SAFETY AND BRIDGE SECURITY MONTH OF August 2018

- During the month of August 2018, PSBS personnel continued to work with Schneider Electric on various new Capital Projects, pending projects and current construction projects.
- During the month of August 2018, PSBS personnel continued working with Engineering on the new Scudder Falls facility, Administration Building and the design renovations to the Trenton Morrisville administration building.
- PSBS personnel reviewed and purged the ESS video storage database that contains copies of videos requested by DRJTBC personnel and outside agencies.
- PSBS personnel worked during, and after normal working hours on numerous issues and problems raised by Commission members.
- The PSBS Primary Control Center (PCC) continues to operate 24/7 and detected, documented, and assisted the Regional bridges with various emergencies, traffic, and security related incidents.
- During the month of August 2018, PSBS personnel worked with several police departments and DRJTBC personnel on various inquiries and investigations. As a result, PSBS personnel investigated and processed thirty-one video requests. Please see the attached "ESS Request Video Report" for a summary of information on each request.

Miscellaneous

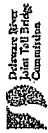
- On August 1st, 3rd, 9th, 14th & 28th 2018, PSBS personnel attended Respect in the Workplace – Harassment Training.
- On August 2nd & 7th 2018, PSBS Staff attended HR intake meetings for new hire personnel.
- On August 6th 2018, PSBS personnel attended the Operations Reorganization meeting.
- On August 13th & 21st 2018, PSBS Staff attended the DB-724A contract negotiations meeting.
- On August 29th 2018, PSBS Staff attended Capital Projects meeting

DELAWARE RIVER JOINT TOLL BRIDGE COMMISSION

Meeting of September 24, 2018

PUBLIC SAFETY AND BRIDGE SECURITY MONTH OF August 2018

- During the month of August 2018, Schneider electric started installation of the commission LAN project at the toll supported bridges
- During the month of August 2018, PSBS staff held meetings and prepared the Capital and Operations budget for the department
- During the month of August 2018, PSBS personnel continued working with Purchasing to finalize the emergency lighting and equipment specifications for the Commission's new response vehicle(s).
- During the month of August 2018, PSBS personnel continued working with Purchasing regarding the acquisition of Bridge Monitor uniforms and Toll Lieutenant Uniforms and badges.
- During the month of August 2018, Schneider Electric continued the installation of the cash fund lockers for toll bridge facilities.




ESS Request Video

Report Month: 8/1/2018-8/31/2018

Report Run Date: 9/3/2018

ID	Request Date	Request Agency	Requestor	Location	Incident Type	DRJTBC Requestor
1657	8/1/18	DRJTBC	Michael Rizza	Lower Trenton	Motor Vehicle Accident	Michael Rizza
1658	8/1/18	DRJTBC	Kevin Clark	Washington Crossing	Internal Investigation	Michael Rizza
1659	8/2/18	DRJTBC	A. León	Northampton	Motor Vehicle Accident	Ariel Leon
1661	8/4/18	DRJTBC	Nicholas Knechel	DWG	Motor Vehicle Accident	Nicholas Knechel
1662	8/4/18	DRJTBC	Nicholas Knechel	TM	Motor Vehicle Accident	Nicholas Knechel
1663	8/6/18	Mercer County Prosecutor's Office	Detective Luis Vega	TM	Police Investigation	Nicholas Knechel
1664	8/7/18	DRJTBC	Michael Rizza	Lower Trenton	Motor Vehicle Accident	Michael Rizza
1665	8/8/18	DRJTBC	Michael Rizza	TM	Motor Vehicle Accident	Michael Rizza
1666	8/8/18	DRJTBC	Matt Skrebel	PC	Other	Matt Skrebel
1667	8/9/18	DRJTBC	M. Leary Jr	Lower Trenton	Police Chase	Mark Leary Jr
1668	8/9/18	DRJTBC	Joseph Trinian	EP	Motor Vehicle Accident	Joseph Trinian
1669	8/10/18	DRJTBC	D Stites - PCC	Northampton	Motor Vehicle Accident	Denis Stites
1670	8/11/18	DRJTBC	ESS	I78	Hft & Run MVA	Michael Rizza
1671	8/11/18		DRJTBC	Calhoun St.	Motor Vehicle Accident	Michael Wahl
1673	8/12/18	DRJTBC	D Stites - PCC	DWG	Other	Denis Stites
1674	8/13/18	Frenchtown PD	PTL Robert Young	Uhlertown-French town	Police Arrest	Matt Hartigan
1675	8/13/18	Frenchtown Police	PTL Robert Young	Uhlertown-French town	Police Investigation	Kevin Raiké
1676	8/14/18	DRJTBC	M. Jones	EP	Theft	Matt Jones
1677	8/14/18	DRJTBC	Matt Skrebel	Northampton	Motor Vehicle Accident	Matt Skrebel
1678	8/14/18	DRJTBC	M. Jones	I78	Theft	Matt Jones
1679	8/14/18	Warren County Prosecutor's Office	Det. Scott D. Imboden	EP	Police Chase	Matt Skrebel
1680	8/14/18	Lopatcong Twp. Police Department	Det. Brian Nizon	Northampton	Theft	Matt Jones



ESS Request Video

Report Month: 8/1/2018-8/31/2018

Report Run Date: 9/3/2018

ID	Request Date	Request Agency	Requestor	Location	Incident Type	DRJTBC Requestor
1681	8/15/18	DRJTBC	Matt Skrebel	MM	Other	Matt Skrebel
1682	8/15/18	DRJTBC	Arnold Conoline	TM	Commission Damage	Matt Skrebel
1683	8/16/18	PSP Belfast	Cpl. Shair	Northampton	Hit & Run MVA	Matt Skrebel
1684	8/20/18	Pohatcong Twp Police	Sgt Ryan Barsony	Riegelsville	Police Investigation	Denis Stites
1685	8/20/18	DRJTBC	Michael Rizza	Riverton-Belvidere	Motor Vehicle Accident	Michael Rizza
1686	8/23/18	Frenchtown PD	PTL Robert Young	Uhlertown-French town	Motor Vehicle Accident	Nicholas Knechel
1687	8/24/18	DRJTBC	Joseph Trinnian III	I78	Motor Vehicle Accident	Joseph Trinnian
1688	8/24/18	DRJTBC	Matt Skrebel	EP	Motor Vehicle Accident	Matt Skrebel
1690	8/25/18	DRJTBC	Matt Skrebel	I78	Motor Vehicle Accident	Matt Skrebel
1691	8/25/18	DRJTBC	Cpl Southard	DWG	Motor Vehicle Accident	Kevin Clark
1692	8/25/18	DRJTBC	Matt Skrebel	PC	Motor Vehicle Accident	Matt Skrebel
1693	8/26/18	DRJTBC	A. Leon	TM	Motor Vehicle Accident	Ariel Leon
1694	8/27/18	DRJTBC	Nicholas Knechel	Calhoun St.	Motor Vehicle Accident	Nicholas Knechel
1695	8/28/18	Phillipsburg PD	Det. Alex Gal	EP	Police Investigation	Nicholas Knechel
1696	8/29/18	DRJTBC	Cpl Southard	DWG	Motor Vehicle Accident	Kevin Clark
1697	8/29/18	Solebury PD	Det John Koretzky	NHL-TS	Hit & Run MVA	Kevin Clark
1698	8/29/18	DRJTBC	Matt Skrebel	PC	Other	Matt Skrebel
1699	8/30/18	DRJTBC	Matt Skrebel	TM	Motor Vehicle Accident	Matt Skrebel
1700	8/31/18	DRJTBC	Nicholas Knechel	Lower Trenton	Motor Vehicle Accident	Nicholas Knechel

Total for Month: 41

August 2018

Bridges	N/R Accidents		Traffic Accidents		Motorist Assists		Other	
	NJ	PA	NJ	PA	NJ	PA	NJ	PA
Milford-Montague 40	0	0	0	0	1	0	2	1
Delaware Water Gap 41	0	1	7	0	4	0	34	4
Portland Pedestrian 42	0	0	0	0	0	0	0	0
Portland-Columbia 43	0	0	0	0	0	0	0	1
Riverton-Belvidere 44	0	0	0	0	0	0	3	0
Rt 22 EP 45	0	1	3	0	0	0	13	0
Northampton St 46	0	1	0	0	0	0	1	12
I-78 47	0	1	15	1	19	5	62	26
Riegelsville 48	0	1	0	0	0	0	0	4
Upper Black Eddy Milford 49	0	1	0	0	0	0	8	0
Uhlerstown Frenchtown 50	0	0	0	0	0	0	12	0
Lumberville Raven Rock 51	0	0	0	0	0	0	0	0
Centre Bridge Stockton 52	0	0	0	0	0	0	7	0
New Hope Lambertville Toll 53	0	0	0	1	2	0	46	2
New Hope Lambertville 54	0	1	0	0	0	1	11	0
Washington Crossing 55	0	2	0	0	1	0	7	0
Scudder Falls 56	0	2	3	0	4	1	3	0
Calhoun St 57	0	1	0	0	0	0	2	0
Lower Trenton 58	0	0	0	1	0	0	3	8
Morrisville Trenton 59	0	3	2	0	1	0	0	0

	Citations	Warnings	Security Checks
New Jersey State Police	148	109	503
Pennsylvania State Police	84	40	464

August 2018 Overweight Crossings (Southern Region)

08/31/2018
216 OW
1,141 TA

July 2018 Totals	Total Turnarounds	Total Overweights	Total Manned	Total Unmanned	NJSP Response	Summons Issued	Warnings Issued	PSP Response	Citations Issued	Warnings Issued2	Local Police Response	No Response Requested
Lower Trenton	2	17	0	17	1	0	1	14	11	3	1	1
Calhoun Street	84	4	2	2	2	2	0	2	0	2	0	0
Washington Crossing	30	8	2	6	6	4	2	1	0	1	0	1
New Hope	49	1	0	1	1	1	0	0	0	0	0	0
Lambertville	8	4	0	4	4	2	2	0	0	0	0	0
Centre Bridge												
Stockton												
August Totals	173	34	4	30	14	9	5	17	11	6	1	2

2018 Year to Date Totals	Total Turnarounds	Total Overweights	Total Manned	Total Unmanned	NJSP Response	Summons Issued	Warnings Issued	PSP Response	Citations Issued	Warnings Issued	Local Police Response	No Response Requested
Lower Trenton	20	103	1	102	4	1	3	64	35	29	21	14
Calhoun Street	427	21	16	5	10	7	3	10	2	8	0	1
Washington Crossing	153	49	9	40	39	29	10	6	3	3	0	4
New Hope	507	33	25	8	21	20	1	8	6	2	2	2
Lambertville												
Centre Bridge	22	10	0	10	8	5	3	1	1	0	0	1
Stockton												
Year to Date Totals	1129	216	51	165	82	62	20	89	47	42	23	22

DELAWARE RIVER JOINT TOLL BRIDGE COMMISSION
MONTHLY ACTIVITY SERVICES RENDERED REPORT

BRIDGE Northampton Street

MONTH August		YEAR 2018			
ACTIVITY/SERVICE	WEEK OF 4-Aug	WEEK OF 11-Aug	WEEK OF 18-Aug	WEEK OF 25-Aug	TOTAL
Hours Worked	336	336	336	336	1344
Patrols	168	168	168	168	672
Overweight Crossings	1	1	0	2	4
Overweights Refused	72	99	85	124	380
Motorist Aid	0	0	0	0	0
Medical Assistance	0	0	0	0	0
First Aid Rendered	0	1	0	0	1
State / Local Police Requested	3	1	0	4	8
Fire Dept. Requested	0	0	0	0	0
Public Interaction	374	395	0	383	1152
Traffic Control	65	45	63	54	227
Jumpers	0	0	0	0	0
Assaults	0	0	0	0	0
Other	12	13	8	10	43
Miscellaneous	10	5	5	5	25
NOTES:					

DELAWARE RIVER JOINT TOLL BRIDGE COMMISSION
MONTHLY ACTIVITY SERVICES RENDERED REPORT

BRIDGE Riegelsville

MONTH	August	YEAR	2018	WEEK OF	11-Aug	WEEK OF	18-Aug	WEEK OF	25-Aug	TOTAL
ACTIVITY/SERVICE	WEEK OF	4-Aug	WEEK OF	11-Aug	WEEK OF	18-Aug	WEEK OF	25-Aug	TOTAL	
Hours Worked		304		296		280		288		1168
Patrols		152		148		140		144		584
Overweight Crossings		1		0		0		4		5
Overweights Refused		13		33		29		42		117
Motorist Aid		0		0		0		0		0
Medical Assistance		0		0		0		0		0
First Aid Rendered		0		0		0		0		0
State / Local Police Requested		1		3		0		0		4
Fire Dept. Requested		0		0		0		0		0
Public Interaction		103		114		92		97		406
Traffic Control		28		29		18		22		97
Jumpers		0		0		0		0		0
Assaults		0		0		0		0		0
Other		0		0		0		0		0
Miscellaneous		6		4		4		1		15
NOTES:										

DELAWARE RIVER JOINT TOLL BRIDGE COMMISSION
MONTHLY ACTIVITY SERVICES RENDERED REPORT

MONTH		August		BRIDGE		Miford-Upper Black Eddy		YEAR		2018	
ACTIVITY/SERVICE	WEEK OF	4-Aug	WEEK OF	11-Aug	WEEK OF	18-Aug	WEEK OF	25-Aug	TOTAL		
Hours Worked									0		
Patrols									0		
Overweight Crossings									0		
Overweights Refused									0		
Motorist Aid									0		
Medical Assistance									0		
First Aid Rendered									0		
State / Local Police Requested									0		
Fire Dept. Requested									0		
Public Interaction									0		
Traffic Control									0		
Jumpers									0		
Assaults									0		
Other									0		
Miscellaneous									0		

DELAWARE RIVER JOINT TOLL BRIDGE COMMISSION
MONTHLY ACTIVITY SERVICES RENDERED REPORT

MONTH		BRIDGE					Frenchtown-Uhlerstown		
August		YEAR					2018		
ACTIVITY/SERVICE	WEEK OF	4-Aug	WEEK OF	11-Aug	WEEK OF	18-Aug	WEEK OF	25-Aug	TOTAL
Hours Worked		32		80		56		40	208
Patrols		16		40		28		20	104
Overweight Crossings		0		0		1		1	2
Overweights Refused		6		22		7		10	45
Motorist Aid		1		0		9		0	10
Medical Assistance		0		0		0		0	0
First Aid Rendered		0		0		0		0	0
State / Local Police Requested		0		2		2		0	4
Fire Dept. Requested		0		0		1		0	1
Public Interaction		18		117		76		54	265
Traffic Control		8		22		54		19	103
Jumpers		0		0		0		0	0
Assaults		0		0		0		0	0
Other		0		0		3		2	5
Miscellaneous		0		0		0		0	0
NOTES:									

DELAWARE RIVER JOINT TOLL BRIDGE COMMISSION
MONTHLY ACTIVITY SERVICES RENDERED REPORT

Fri Dept Requested for off property Fire.

BRIDGE Belvidere-Riverton						
MONTH August		YEAR 2018				
ACTIVITY/SERVICE	WEEK OF 4-Aug	WEEK OF 11-Aug	WEEK OF 18-Aug	WEEK OF 25-Aug	TOTAL	
Hours Worked	168	168	168	168	672	
Patrols	84	84	84	84	336	
Overweight Crossings	1	0	0	0	1	
Overweights Refused	13	19	9	13	54	
Motorist Aid	0	2	0	2	4	
Medical Assistance	0	0	0	0	0	
First Aid Rendered	0	0	0	0	0	
State / Local Police Requested	3	5	3	4	15	
Fire Dept. Requested	0	0	0	0	0	
Public Interaction	91	99	93	112	395	
Traffic Control	8	7	8	6	29	
Jumpers	0	0	0	0	0	
Assaults	0	0	0	0	0	
Other	2	0	0	0	2	
Miscellaneous	6	8	7	7	28	
NOTES:						

DELAWARE RIVER JOINT TOLL BRIDGE COMMISSION
MONTHLY ACTIVITY SERVICES RENDERED REPORT

BRIDGE Lumberville-Raven Rock Pedestrian Bridge

MONTH August

YEAR 2018

ACTIVITY/SERVICE	WEEK OF	WEEK OF	WEEK OF	WEEK OF	25-Aug	TOTAL
Hours Worked	2	3	2	2	9	0
Patrols						0
Overweight Crossings						0
Overweights Refused						0
Motorist Aid						0
Medical Assistance						0
First Aid Rendered						0
State / Local Police Requested						0
Fire Dept. Requested						0
Public Interaction						0
Traffic Control						0
Jumpers						0
Assaults						0
Other						0
Miscellaneous						0
NOTES:						

DELAWARE RIVER JOINT TOLL BRIDGE COMMISSION
MONTHLY ACTIVITY SERVICES RENDERED REPORT

MONTH		BRIDGE		YEAR					
August		Portland Columbia Pedestrian Bridge		2018					
ACTIVITY/SERVICE	WEEK OF	4-Aug	WEEK OF	11-Aug	WEEK OF	18-Aug	WEEK OF	25-Aug	TOTAL
Hours Worked		2		2				1	5
Patrols									0
Overweight Crossings									0
Overweights Refused									0
Motorist Aid									0
Medical Assistance									0
First Aid Rendered									0
State / Local Police Requested									0
Fire Dept. Requested									0
Public Interaction									0
Traffic Control									0
Jumpers									0
Assaults									0
Other									0
Miscellaneous									0
NOTES:									

BRIDGE Centre-Bridge Stockton

YEAR 2018

ADM-135

DELAWARE RIVER JOINT TOLL BRIDGE COMMISSION

MONTHLY ACTIVITY SERVICES RENDERED REPORT

BRIDGE New Hope - Lambertville

MONTH	August	YEAR	2018	WEEK OF	4-Aug	WEEK OF	11-Aug	WEEK OF	18-Aug	WEEK OF	31-Aug	TOTAL
Hours Worked				180		288		280		552		1280
Patrols				67		130		120		260		577
Overweight Crossings				1		0		0		1		2
Overweights Refused				8		10		13		18		49
Motorist Aid				2		0		0		0		2
Medical Assistance				0		0		0		0		0
First Aid Rendered				0		0		0		0		0
State / Local Police Requested				1		0		0		0		1
Fire Dept. Requested				0		0		0		0		0
Public Interaction				113		198		225		185		721
Traffic Control				1		1		1		5		8
Jumpers				0		0		0		0		0
Assaults				0		0		0		0		0
Other				4		95		21		30		150
Miscellaneous				9		0		3		6		18
NOTES:												

DELAWARE RIVER JOINT TOLL BRIDGE COMMISSION
MONTHLY ACTIVITY SERVICES RENDERED REPORT

BRIDGE Washington Crossing

MONTH	August	YEAR	2018						
ACTIVITY/SERVICE	WEEK OF	4-Aug	WEEK OF	11-Aug	WEEK OF	18-Aug	WEEK OF	31-Aug	TOTAL
Hours Worked		96		168		168		336	768
Patrols		48		84		84		168	384
Overweight Crossings		4		0		2		2	8
Overweights Refused		0		6		10		14	30
Motorist Aid		0		0		0		1	1
Medical Assistance		0		0		0		0	0
First Aid Rendered		0		0		0		0	0
State / Local Police Requested		4		0		2		1	7
Fire Dept. Requested		0		0		0		0	0
Public Interaction		1		15		42		106	164
Traffic Control		4		6		6		4	20
Jumpers		0		0		0		0	0
Assaults		0		0		0		0	0
Other		6		14		19		32	71
Miscellaneous		0		0		0		0	0
NOTES:									

DELAWARE RIVER JOINT TOLL BRIDGE COMMISSION
MONTHLY ACTIVITY SERVICES RENDERED REPORT

BRIDGE Calhoun Street

MONTH	August	YEAR	2018						
ACTIVITY/SERVICE	WEEK OF	4-Aug	WEEK OF	11-Aug	WEEK OF	18-Aug	WEEK OF	31-Aug	TOTAL
Hours Worked		184		304		304		632	1424
Patrols		96		152		152		289	689
Overweight Crossings		0		1		2		3	6
Overweights Refused		25		21		18		36	100
Motorist Aid		0		5		1		2	8
Medical Assistance		0		0		0		0	0
First Aid Rendered		0		0		0		0	0
State / Local Police Requested		0		6		3		2	11
Fire Dept. Requested		0		0		0		0	0
Public Interaction		21		40		32		82	175
Traffic Control		0		5		2		0	7
Jumpers		0		0		0		0	0
Assaults		0		0		0		0	0
Other		1		13		2		4	20
Miscellaneous		0		0		0		1	1
NOTES:									

DELAWARE RIVER JOINT TOLL BRIDGE COMMISSION

MONTHLY ACTIVITY SERVICES RENDERED REPORT

BRIDGE Lower Trenton

MONTH	August	YEAR	2018						
ACTIVITY/SERVICE	WEEK OF	4-Aug	WEEK OF	11-Aug	WEEK OF	18-Aug	WEEK OF	31-Aug	TOTAL
Hours Worked		16		8		32		32	88
Patrols		8		4		16		16	44
Overweight Crossings		2		2		7		6	17
Overweights Refused		1		0		1		0	2
Motorist Aid		0		0		0		0	0
Medical Assistance		0		0		0		0	0
First Aid Rendered		0		0		0		0	0
State / Local Police Requested		2		2		7		6	17
Fire Dept. Requested		0		0		0		0	0
Public Interaction		0		0		0		0	0
Traffic Control		4		2		7		6	19
Jumpers		0		0		0		0	0
Assaults		0		0		0		0	0
Other		0		0		0		0	0
Miscellaneous		0		0		0		0	0
NOTES:									

DELAWARE RIVER JOINT TOLL BRIDGE COMMISSION

MONTHLY ACTIVITY SERVICES RENDERED REPORT

BRIDGE Lumberville - Raven Rock

MONTH August YEAR 2018

ACTIVITY/SERVICE	WEEK OF 4-Aug	WEEK OF 11-Aug	WEEK OF 18-Aug	WEEK OF 31-Aug	TOTAL
Hours Worked	0	0	0	0	0
Patrols	3	2	3	1	9
Overweight Crossings	0	0	0	0	0
Overweights Refused	0	0	0	0	0
Motorist Aid	0	0	0	0	0
Medical Assistance	0	0	0	0	0
First Aid Rendered	0	0	0	0	0
State / Local Police Requested	0	0	0	0	0
Fire Dept. Requested	0	0	0	0	0
Public Interaction	0	0	0	0	0
Traffic Control	0	0	0	0	0
Jumpers	0	0	0	0	0
Assaults	0	0	0	0	0
Other	0	0	0	0	0
Miscellaneous	0	0	0	0	0
NOTES:					

DELAWARE RIVER JOINT TOLL BRIDGE COMMISSION

Meeting of September 24, 2018

Operations Report Index

Maintenance and Toll Operations

SUBJECT	DESCRIPTION	PAGE NUMBER
Maintenance and Toll	Status report Months of July/August 2018	1-11

DELAWARE RIVER JOINT TOLL BRIDGE COMMISSION

MAINTENANCE AND TOLL OPERATIONS MONTH OF JULY/AUGUST 2018

- Senior Director attended meeting C-727A Job Order Contracting Program Manager - SSC Meeting Number two held at New Hope Administration Building.
- Senior Director attended meeting to discuss repairs of Air Conditioning Unit number #1 held at New Toll Bridge Administration Building.
- Senior Director attended meeting with Easton and Phillipsburg Police Departments to discuss traffic patterns at the Northampton Street Bridge during special events held at Easton Phillipsburg Facility.
- Senior Director attended meeting with Director of Maintenance and Safety and Training staff to discuss curriculum and certifications required for the Skilled Maintenance Worker positions.
- Senior Director attended site visit at Lehigh Career and Technical Institute to walk through facility and discuss course descriptions for Skilled Maintenance Worker positions.
- Senior Director attended meeting Regional Maintenance Supervisor at the I-78 Toll Bridge maintenance facility to discuss snow plow blades for the upcoming winter snow season.
- Senior Director attended meeting for C-519A - Southern Operations and Maintenance Facilities Improvements user meeting to discuss alternative site changes held at the Trenton-Morrisville Facility.
- Senior Director attended C-657A-3 Buildings & Facilities Energy Conservation Measures Implementation Mechanical & Electrical Design progress meeting at Trenton Morrisville Toll Bridge.
- Authorized J. Fletcher Creamer to complete guide rail repairs at the Trenton Morrisville Toll Supported Bridge and the Calhoun St. Toll Supported Bridge.
- Senior Director attended Toll Lieutenants meeting held at Easton Phillipsburg Toll Bridge Facility.

DELAWARE RIVER JOINT TOLL BRIDGE COMMISSION

- Attended Operations Reorganization Budget Meeting held at New Hope Toll Bridge Administration Building.
- Attended Onboarding meeting for new hires conducted by the Human Resource Department held at the New Hope Administration building.
- Attended C-716A - Facilities Task Order Agreement Technical Evaluation Committee meeting held at Trenton Morrisville Toll Bridge Facility.
- Attended C-716A - Facilities Task Order Agreement Technical Evaluation Committee SSC meeting number one held at Trenton Morrisville Toll Bridge Facility.
- Reviewed the Accident Log/Property Damage Reports for the month of July/August, 2018. Forwarded the monthly report to the Director of Human Resources, Insurance Administrator, Comptroller and Deputy Executive Director of Operations.
- Reviewed activities for the Motorist Assistance Program during the month of July/August, 2018. Forwarded the monthly report to the Executive Director of Operations.
- Prepared monthly Maintenance and Toll report for July/August, 2018 staff agenda meeting held at New Hope Lambertville administration meeting.
- Attended monthly Staff/Operations meeting for July 2018 held at New Hope Toll Bridge Facility
- Prepared and forwarded report of Use of Commission Facilities for the month of July/August, 2018 to the Deputy Executive Director of Operations.

Maintenance Operations

- Director of Maintenance and Deputy Director of Maintenance continued site visits to various facilities.
- Director of Maintenance held monthly Regional Maintenance Supervisors meeting at the New Hope Toll Bridge Facility. Topics discussed:
 - Fleet Report
 - Procurement Cards
 - Monthly Reports

DELAWARE RIVER JOINT TOLL BRIDGE COMMISSION

- Annual Inspection Reports
 - Skilled Maintenance Worker Position
 - CDL Training
 - Public Safety and Bridge Security
 - Training – Mentoring Program
 - Regional Status Update
- Trenton-Morrisville maintenance crews began project to replace foot walk at Calhoun St. Toll supported Bridge.
- Trenton-Morrisville maintenance crews continued crack sealing roadways with hot asphalt sealant.
- Trenton Morrisville maintenance crews continued repairs to highway lights.
- Trenton-Morrisville maintenance crews continued repairing potholes on roadway with new Aqua-Phalt concrete and asphalt patch material.
- New Hope maintenance crews continued repairing potholes at Scudders Falls Bridge with new Aqua Phalt concrete and asphalt patch material.
- New Hope maintenance crews installed pavers in alley near the Firehouse at the New Hope Toll Supported Bridge.
- New Hope Maintenance crews removed cables for the GEC inspection at Lower Trenton Toll Supported Bridge.
- New Hope Maintenance crew's power washed exterior windows at the New Hope Toll Bridge Administration Building.
- New Hope Maintenance crews replaced foot walk planks at the Washington Crossings Toll Supported Bridge.
- New Hope Maintenance crews installed new wooden spacers behind guide rail at the New Hope Toll Bridge roadway.
- I-78 maintenance crews continued repairing potholes on I-78 roadway and ramps with Aqua Phalt concrete and asphalt patch material.
- I-78 maintenance crews continued installation of new trees and plantings as part of the landscape project.
- I-78 maintenance crew's assisted state police with traffic control after accident in I-78 roadway.

DELAWARE RIVER JOINT TOLL BRIDGE COMMISSION

- I-78 Maintenance crew's removed trees and brush from ESS cameras on the I-78 roadway.
- Easton-Phillipsburg maintenance crews continued grass cutting of all areas on commission property with summer employees.
- Easton-Phillipsburg maintenance crew's power washed all shelters to in central region to remove debris and bugs.
- Easton-Phillipsburg repaired damaged storm grate on westbound lane of route 22 off ramp.
- Easton-Phillipsburg maintenance crews replaced sidewalk panels on Northampton St. Toll Supported Bridge.
- Easton-Phillipsburg maintenance crews continued cleaning inlets and drains within jurisdiction.
- Easton Phillipsburg maintenance crews continued filling potholes on roadways and ramps with Aqua Phalt concrete and asphalt patch material.
- Portland-Columbia maintenance mounted bracket and installed new televisions in the Sergeant's office.
- Portland-Columbia maintenance crews continued repairing potholes on roadways and ramps with Aqua Phalt concrete and asphalt patch material.
- Portland-Columbia maintenance crews repaired overhead sign on East bridge approach.
- Portland-Columbia maintenance crew's degreased toll lanes and power washed toll booths.
- Portland-Columbia maintenance crews repaired roadway damaged by fire on New Jersey westbound approach roadway.
- Delaware Water Gap maintenance crews continued repairing potholes on Portland and Columbia roadways and ramps with Aqua Phalt concrete and asphalt patch material.
- Delaware Water Gap maintenance crews assisted with search and rescue of capsized canoer on river.

DELAWARE RIVER JOINT TOLL BRIDGE COMMISSION

- Delaware Water Gap maintenance crews set scaffolding in salt bin and removed concrete as required from GEC report.
- Delaware Water Gap crews removed brush and debris from gate area to access under bridge.
- Milford-Montague maintenance crews repaired pot holes on bridge deck and roadway with new Aqua Phalt concrete and asphalt patch material.
- Milford-Montague maintenance crews ran new wire from air compressor to administration garage.
- Milford-Montague maintenance removed unstable concrete from pier three in New Jersey installed new rebar and poured concrete.
- Milford-Montague maintenance crews continued street sweeping on roadways and parking lot areas.

Toll Operations

- Director of Toll held monthly Lieutenants meeting at Easton Phillipsburg Toll Bridge Facility. Topics discussed:
 - Staffing
 - Kronos/ADP Time Keeping
 - New Electronic Cash Vaults
 - Mentor Pairing
 - Officer Training
- Director of Toll and Deputy Director of Toll interviewed new Toll collectors and Part-Time Toll Collectors candidates.
- Deputy Director of Toll continues training of Inventory Control Specialists in Southern and Central Regions.
- Director of Toll and Deputy Director of Toll continued site visits to Toll facilities and met with toll staff.
- Director and Deputy Director met with Training and Safety Department to discuss mentor program and pairings.

DELAWARE RIVER JOINT TOLL BRIDGE COMMISSION

- Director of Toll continued work with Transcore to resolve issues with classification of vehicles and design build upgrades.
- Toll operations made adjustments to toll collectors schedule so they can attend training classes.
- Director continues to attend Electronic Toll Collection monthly Transcore maintenance meetings held at Trenton Morrisville facility.
- Director of Toll and Deputy Director of Toll continue to review monthly variance reports and suggest changes to reduce variances.
- Director of Toll continues to work with Training and Safety department to update the training manual for Toll Collectors.

Southern Region**LeVar Talley, Director of Maintenance****Richard Taitt Deputy Director of Maintenance****Larry Dubin, Regional Maintenance Supervisor, Trenton-Morrisville****Charles Slack, Regional Maintenance Supervisor, New Hope-Lambertville****Trenton-Morrisville Toll Bridge**

Task	JAN	FEB	MAR	APR	MAY	JUN	JUL	AUG	SEP	OCT	NOV	DEC	Total Man-hours
Bridge Maintenance	0	3	62	168	28	8	8	8					285
Bldg./Facilities Maintenance	946	868	864	623	448	896	894	804					6,343
Grounds Maintenance	16	0	4	77	224	246	158	238					963
Road Maintenance	48	32	8	64	32	40	16	16					256
Snow/Ice Maintenance	204	194	531	45	0	0	0	0					974
Vehicle Maintenance	234	335	282	165	131	128	226	122					1,623
Miscellaneous	8	16	40	16	8	24	0	16					128
Total Man-hours	1,456	1,448	1,791	1,158	871	1,342	1,302	1,204	0	0	0	0	10,572

New Hope-Lambertville Toll Bridge

Task	JAN	FEB	MAR	APR	MAY	JUN	JUL	AUG	SEP	OCT	NOV	DEC	Total Man-hours
Bridge Maintenance	48	96	168	334	304	104	208	248					1,510
Bldg./Facilities Maintenance	681	658	558	440	681	669	820	654					5,161
Grounds Maintenance	104	40	40	54	252	400	206	308					1,404
Road Maintenance	106	144	48	64	24	24	176	136					722
Snow/Ice Maintenance	380	176	296	94	0	0	0	0					946
Vehicle Maintenance	32	52	56	56	24	0	40	112					372
Miscellaneous	24	32	48	32	118	92	56	56					458
Total Man-hours	1,375	1,198	1,214	1,074	1,403	1,289	1,506	1,514	0	0	0	0	10,573

Southern Division Toll Supported Bridges

Task	JAN	FEB	MAR	APR	MAY	JUN	JUL	AUG	SEP	OCT	NOV	DEC	Total Man-hours
Bridge Maintenance	30	44	64	372	215	64	40	136					965
Bldg./Facilities Maintenance	431	401	328	234	193	326	233	297					2,443
Grounds Maintenance	64	40	32	140	228	232	372	246					1,354
Road Maintenance	70	94	71	148	140	40	100	110					773
Snow/Ice Maintenance	338	154	567	117	0	0	0	0					1,176
Vehicle Maintenance	110	156	100	122	47	128	157	120					940
Miscellaneous	24	75	96	48	66	104	72	60					545
Total Man-hours	1,067	964	1,258	1,181	889	894	974	969	0	0	0	0	8,196

Central Region**LeVar Talley, Director of Maintenance****Richard Taitt Deputy Director of Maintenance****Robert Varju, Regional Maintenance Supervisor, I-78****Mark W. Dilts, Regional Maintenance Supervisor, Easton-Phillipsburg****Easton-Phillipsburg Toll Bridge**

Task	JAN	FEB	MAR	APR	MAY	JUN	JUL	AUG	SEP	OCT	NOV	DEC	Total Man-hours
Bridge Maintenance	8	24	16	147	311	256	198	232					1,192
Bldg./Facilities Maintenance	828	599	650	520	577	650	560	763					5,147
Grounds Maintenance	76	48	96	126	351	355	318	392					1,762
Road Maintenance	56	69	24	56	16	56	16	96					389
Snow/Ice Maintenance	209	145	204	44	0	0	0	0					602
Vehicle Maintenance	150	152	194	195	136	132	164	152					1,275
Miscellaneous	121	180	178	128	16	144	144	156					1,067
Total Man-hours	1,448	1,217	1,362	1,216	1,407	1,593	1,400	1,791	0	0	0	0	11,434

I-78 Toll Bridge

Task	JAN	FEB	MAR	APR	MAY	JUN	JUL	AUG	SEP	OCT	NOV	DEC	Total Man-hours
Bridge Maintenance	0	48	0	8	38	80	72	0					246
Bldg./Facilities Maintenance	1,307	947	1,145	1,221	973	775	986	891					8,245
Grounds Maintenance	0	139	78	331	897	809	657	1,002					3,913
Road Maintenance	44	152	276	219	118	96	142	0					1,047
Snow/Ice Maintenance	361	332	569	271	0	0	0	0					1,533
Vehicle Maintenance	32	125	154	158	165	156	142	184					1,116
Miscellaneous	340	226	210	60	63	95	56	144					1,194
Total Man-hours	2,084	1,969	2,432	2,268	2,254	2,011	2,055	2,221	0	0	0	0	17,294

Northern Division Toll Supported Bridges

Task	JAN	FEB	MAR	APR	MAY	JUN	JUL	AUG	SEP	OCT	NOV	DEC	Total Man-hours
Bridge Maintenance	32	4	136	297	392	264	180	136					1,441
Bldg./Facilities Maintenance	410	249	265	200	96	128	32	126					1,506
Grounds Maintenance	111	80	101	105	120	223	216	312					1,268
Road Maintenance	39	96	72	72	0	0	0	96					375
Snow/Ice Maintenance	290	117	247	45	0	0	0	0					699
Vehicle Maintenance	120	156	135	36	8	0	0	0					455
Miscellaneous	40	8	40	0	0	0	80	40					208
Total Man-hours	1,042	710	996	755	616	615	508	710	0	0	0	0	5,952

Northern Region**LeVar Talley, Director of Maintenance****Richard Taitt Deputy Director of Maintenance****James Gower, Regional Maintenance Supervisor****Tim Hannon, Regional Maintenance Supervisor - Milford-Montague****Portland-Columbia Toll Bridge**

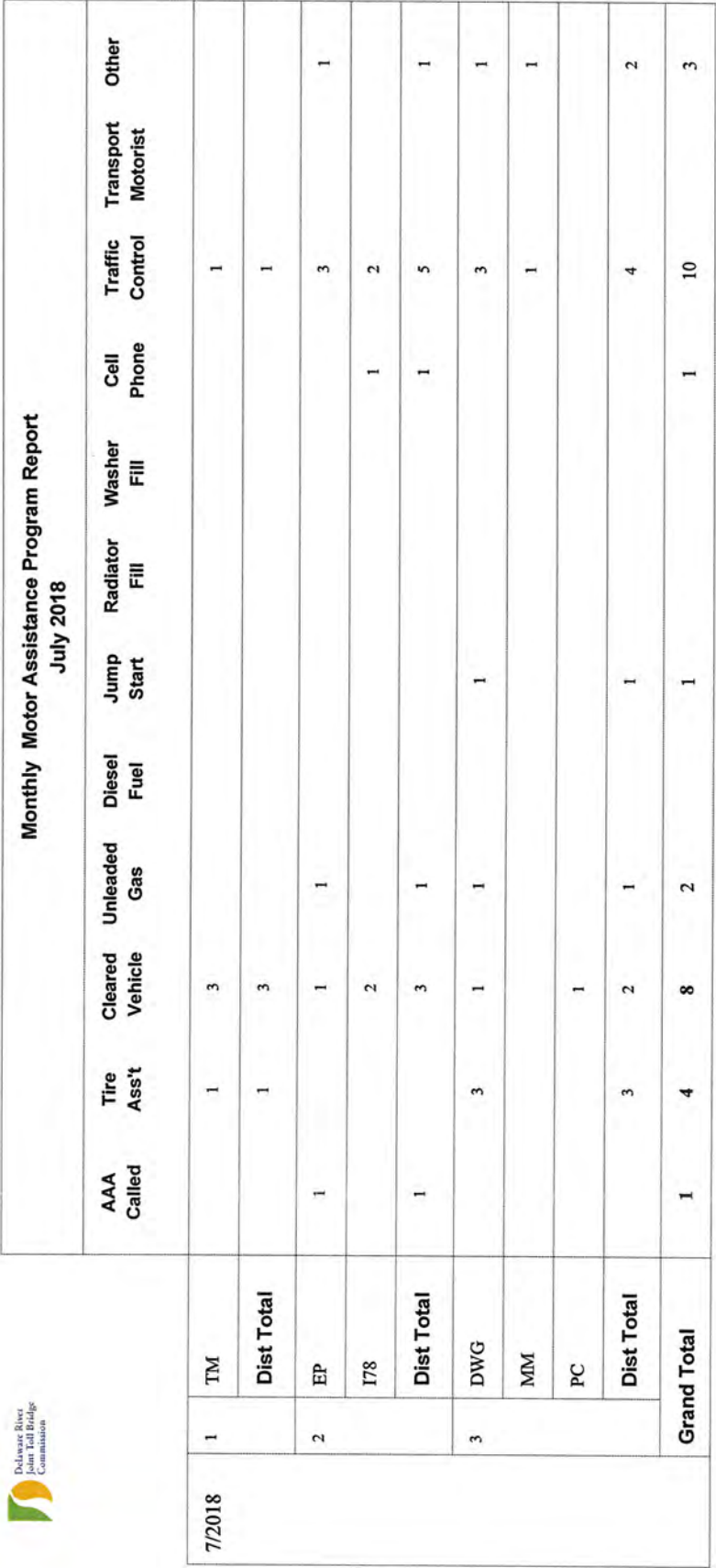
Task	JAN	FEB	MAR	APR	MAY	JUN	JUL	AUG	SEP	OCT	NOV	DEC	Total Man-hours
Bridge Maintenance	0	24	0	32	79	44	16	30					225
Bldg./Facilities Maintenance	387	268	280	334	306	316	376	284					2,551
Grounds Maintenance	24	28	105	146	172	200	176	210					1,061
Road Maintenance	16	36	24	76	79	44	48	120					443
Snow/Ice Maintenance	253	165	357	91	0	0	0	0					866
Vehicle Maintenance	54	72	62	80	60	48	36	60					472
Miscellaneous	9	0	24	33	8	16	20	40					150
Total Man-hours	743	593	852	792	704	668	672	744	0	0	0	0	5,768

Delaware Water Gap Toll Bridge

Task	JAN	FEB	MAR	APR	MAY	JUN	JUL	AUG	SEP	OCT	NOV	DEC	Total Man-hours
Bridge Maintenance	0	0	0	8	40	96	54	224					422
Bldg./Facilities Maintenance	1,271	1004	1,147	1,150	674	690	590	608					7,134
Grounds Maintenance	100	32	16	64	359	351	238	304					1,464
Road Maintenance	0	92	88	160	222	228	144	176					1,110
Snow/Ice Maintenance	390	436	868	149	0	0	0	0					1,843
Vehicle Maintenance	192	196	132	176	224	156	152	172					1,400
Miscellaneous	50	16	48	48	173	266	299	247					1,147
Total Man-hours	2,003	1776	2,299	1,755	1,692	1,787	1,477	1,731	0	0	0	0	14,520

Milford-Montague Toll Bridge

Task	JAN	FEB	MAR	APR	MAY	JUN	JUL	AUG	SEP	OCT	NOV	DEC	Total Man-hours
Bridge Maintenance	0	0	0	44	32	128	200	116					520
Bldg./Facilities Maintenance	416	261	290	340	470	534	402	461					3,174
Grounds Maintenance	0	0	96	60	194	90	120	128					688
Road Maintenance	16	58	8	94	32	104	128	100					540
Snow/Ice Maintenance	322	266	404	71	0	0	0	0					1,063
Vehicle Maintenance	176	92	47	84	92	136	108	96					831
Miscellaneous	2	0	32	0	24	32	56	33					179
Total Man-hours	932	677	877	693	844	1,024	1,014	934	0	0	0	0	6,995





Monthly Motor Assistance Program Report

August 2018

AAA Called	Tire Ass't	Cleared Vehicle	Unloaded Gas	Diesel Fuel	Jump Start	Radiator Fill	Washer Fill	Cell Phone	Traffic Control	Transport Motorist	Other		
8/2018	1	TM	3	5	2				1		2	2	
		Dist Total	3	5	2				1		2	2	
	2	EP		1					1				
		178	1	3	2				2				
		Dist Total	1	4	2				3				
	3	DWG		1	1				3		2	2	
		MM			1								
		Dist Total		1	2				3		2	2	
		Grand Total	4	1	10	6				7		4	4

DELAWARE RIVER JOINT TOLL BRIDGE COMMISSION

Meeting of September 24, 2018

USE OF FACILITIES REQUEST REPORT

MONTH OF JULY/AUGUST 2018

SUBJECT	DESCRIPTION	PAGE NUMBER
Use of Facilities	Use of Facilities Request-Months of July/August 2018	1

DELAWARE RIVER JOINT TOLL BRIDGE COMMISSION

Meeting of September 24, 2018

PROPERTY REPORT

Use of Commission Facilities

Facility	Organization	Date/Time	Description of Use
Northampton St. Toll Supported Bridge	City of Easton	July 3, 2018 through July 9, 2018	Heritage Day Banner
Delaware Water Gap	PennDot	July 18, 2018 through July 22, 2018	I-80 lane closure for bridge work.
Northampton St. Toll Supported Bridge	Warren County Farmers Fair	July 18, 2018 through August 4, 2018	Warren County Farmers Fair Banner
Northampton St. Toll Supported Bridge	Lebanese Heritage Day	July 23, 2018 through August 7, 2018	Lebanese Heritage Day Banner
Solebury Township	Solebury Township Police Department	July 31, 2018 through August 7, 2018	Solebury Township "National Night Out" VMB Board

DELAWARE RIVER JOINT TOLL BRIDGE COMMISSION

Meeting of September 24, 2018

**Operation Report Index
For
Training & Employee Safety**

SUBJECT	DESCRIPTION	PAGE NUMBER
Training & Employee Safety Department	Month of July Status Reports	1-2

DELAWARE RIVER JOINT TOLL BRIDGE COMMISSION

Meeting of September 24, 2018

TRAINING AND EMPLOYEE SAFETY DEPARTMENT MONTH OF JULY 2018

The below-listed items represent meetings, communications, tasks, and projects involving the Training and Employee Safety Department:

- TES staff conducted Respect in the Workplace training for 15 bridge monitors. The training included the following subject areas.
 - 1) Harassment, Bullying, & Discrimination
 - 2) Sensitivity
 - 3) Trauma
 - 4) Suicide Awareness

A total of 190 employees have been trained in Respect in the Workplace in 2018. Additional classes are scheduled for August and September.

- Three First CPR/AED classes were facilitated by TES staff. All 24 attendees were certified in First Aid and CPR. Classes are scheduled for August and September.

A total of 88 commission employees have been certified in CPR/AED in 2018.

- Eight TES department staff members attended a 2 day class in Drug Impairment Training for Professionals, conducted by the New Jersey State Police. All attendees were certified. With this training knowledge and certification, TES staff can train commission supervisors on drug impairment, what to look for and how to make a determination if an employee is impaired.
- Facilitated and attended a meeting and tour of the Lehigh Career & Technical Institute along with Mr. Jones, Mr. Talley, and Mr. Taitt. There was a discussion on the curriculum and certification programs for maintenance workers with the school staff.
- TES staff facilitated and attended a meeting with Mrs. Gara, Mr. Cole, and the toll lieutenants and discussed Officer in Charge training. A curriculum was articulated and TES staff produced a power point presentation with backup materials for the training.

OIC training was conducted with the assistance of TES staff.

- A Workplace Safety Meeting was held on July 19. The committee was reorganized and all members received training by the PMA representative.

- TES staff initiated the implementation of the commission mentoring program. Discussions were held, and a proposal was introduced as a starting point. The goal was to have a mentoring program in place in August for new employees, with the focus on new maintenance and toll employees.
- TES staff met and reviewed the Commission Employee Safety Manual.
- TES managers met and discussed department goals.
- TES staff met and discussed department activities and plans. Also discussed were training initiatives and employee safety programs.
- Submitted the TES department report for July.
- Attended the July staff and Operations meetings.
- TES staff continued to work on the Peer Support program.
- TES staff attended the July Regional Maintenance Supervisors meeting.

Daily Activities Include the Following:

- Conducted recordkeeping of all training.
- Researched the purchase of replacement AED units, Fire Safety training systems, First Aid kits, and bucket tuck operation training. TES staff contacted vendors and discussed their products.
- Scheduled State Police coverage for requested details which include but are not limited to safety/camera cleaning, lane closing etc.
- Continued coordination of supplementary patrols with SP agencies to slow down traffic at various toll facilities. (Visibility details etc.)
- Coordinated/obtained accident reports from State Police liaisons as requested.
- Conducted background checks for DRJTBC new hires.
- Processing of State Police monthly invoices.
- Coordinated State Police representation for the monthly Commission meeting.

DELAWARE RIVER JOINT TOLL BRIDGE COMMISSION

September 24, 2018

**Operation Report Index
For
Training & Employee Safety**

SUBJECT	DESCRIPTION	PAGE NUMBER
Training & Employee Safety Department	Month of August Status Reports	1-2

DELAWARE RIVER JOINT TOLL BRIDGE COMMISSION

Meeting of September 24, 2018

**TRAINING AND EMPLOYEE SAFETY DEPARTMENT
MONTH OF AUGUST 2018**

The below-listed items represent meetings, communications, tasks, and projects involving the Training and Employee Safety Department:

- TES staff conducted four Respect in the Workplace classes for 48 employees. The training included the following subject areas.
 - 1) Harassment, Bullying, & Discrimination
 - 2) Sensitivity
 - 3) Trauma
 - 4) Suicide Awareness

A total of 238 employees have been trained in Respect in the Workplace in 2018.

- Two CPR/AED classes were facilitated by TES staff. All 16 class attendees were certified in First Aid, CPR, and AED.
- The TES department introduced the employee mentoring program. The program was discussed with the new hires who will take part in the mentoring program, on August 1st and August 7th. A training class was conducted for the mentors on August 16th. Mentors will work with their mentees and will write evaluations on the mentees progress and forward them to the TES training coordinator, Angelica Richardson by September 17th. Ms. Richardson will review the evaluations.
- TES staff facilitated new OIC training classes along with Toll Lieutenants.
- TES staff took part in training on the Industry Safe, training tracking system. This training was facilitated with the assistance of the IT department staff. Weekly conference calls are scheduled with the vender as the system is implemented, and TES staff is fully trained.
- TES staff took part in an Industry Safe webinar on the use of the mobile app for facility inspections. It is the goal of the TES department to inspect commission facilities quarterly for safety checks.
- The TES staff met to discuss the implementation of toll box safety talks for maintenance department workers. A curriculum was established and a schedule was set. Toll Box safety talks will start in September with all maintenance staff.

- A demo took place on a fire extinguisher training system. The system can be used to train all employees on how to use a fire extinguisher. Fire extinguisher training will be part of a fire safety class that will be scheduled.
- TES staff facilitated new toll collector training along with toll lieutenants.
- Submitted the TES department report for the September staff meeting.
- Conducted a department managers meeting.
- TES staff met to discuss department activities and training plans. Also discussed were training initiatives and employee safety programs.
- Met with TES staff to review the Employee Safety Manual. The Safety Manual will be sent to Regional Maintenance Supervisors for their review and input.
- A Work Place Safety Committee meeting was held at TM. A safety audit of the facility was completed. The Corrective Action Report has been forwarded to the maintenance managers.
- First aid kits were replaced at all toll, maintenance, and office areas. TES staff will routinely check the first aid kits and will replace all used supplies.

Daily Activities Include the Following:

- Conducted recordkeeping of all training.
- Scheduled State Police coverage for requested details which include but are not limited to safety/camera cleaning, lane closing etc.
- Continued coordination of supplementary patrols with SP agencies to slow down traffic at various toll facilities. (Visibility details etc.)
- Coordinated/obtained accident reports from State Police liaisons as requested.
- Conducted background checks for DRJTBC new hires.
- Processing of State Police monthly invoices.
- Coordinated State Police representation for the monthly Commission meeting.

DELAWARE RIVER JOINT TOLL BRIDGE COMMISSION

Meeting of September 24, 2018

**OPERATIONS INDEX
FOR
INFORMATION TECHNOLOGY**

SUBJECT	DESCRIPTION	PAGE NUMBER
Information Technology	Status Report Months of July/August 2018	1-2

DELAWARE RIVER JOINT TOLL BRIDGE COMMISSION

Meeting of September 24, 2018

Information Technology Department Report Months of July and August 2018

The following activities under the general heading of Information Technology were recently initiated, accomplished, or performed:

IT Helpdesk/Deployments:

- IT Processed 106 work orders for the month of July and 161 work orders for the month of August.
- IT Includes all software support, IT daily tasks, printer and desktop support, Intranet, news and job postings, telephone support, and form design/updates.
- IT Includes configuration and deployment of desktops, laptops, and cell phones.
- IT Includes MUNIS, Kronos, Cartegraph, and other Enterprise Software updates and maintenance, and EZ-Pass support.

IT Projects:

IT ADP Time Project:

- IT Time clocks have been installed and enrollment has begun. Testing begins September 23, training is being finalized, and the go-live date is October 21, 2018.

IT MUNIS Upgrade:

- IT Preparing to upgrade MUNIS to the latest cloud version once ADP Time project is complete.

IT Telephone Upgrade:

- IT Comcast has presented us a solution for the VoIP system. We are currently producing a report on this solution along with a comparison to comparable solutions.

IT HVAC/Lightning/Fuel Systems:

- IT Project continues on but requires IT assistance less and less as time goes on.

IT Asset Management:

- IT IT has started the process of upgrading our Asset Management system.

IT Toll Support Bridge Enhancements:

- IT Schneider Electric has begun construction on each Toll Supported Bridge shelter in order to provide network and power for desktop deployments.

DELAWARE RIVER JOINT TOLL BRIDGE COMMISSION
Meeting of September 24, 2018

- IT Department has begun preparing network equipment and desktop computers for deployment. Projected to be completed by end of October.

Meetings Attended:

I have begun to serve on the IAG Technical Committee and have attended the following meetings and/or phone conferences:

- Every Monday: IAG Tech Committee Call:** General IAG Tech Committee discussion and status. Nothing to report.
- Every Wednesday: Interoperability Coordination:** Technical Committee call for the discussion of testing processes and procedures in regards to NIOP (Nationwide ETC Interoperability). Nothing to report.