

**DELAWARE RIVER**  
**JOINT TOLL BRIDGE COMMISSION**  
**MINUTES**  
**MEETING OF OCTOBER 28, 2019**

**DELAWARE RIVER JOINT TOLL BRIDGE COMMISSION**

**MEMBERS OF THE COMMISSION**

**NEW JERSEY**

HONORABLE MICHAEL B. LAVERY  
**Chairman**

HONORABLE ALADAR KOMJATHY

HONORABLE GARRETT LEONARD VAN VLIET

HONORABLE LORI CIESLA

HONORABLE YUKI MOORE LAURENTI  
**Treasurer**

**PENNSYLVANIA**

HONORABLE WADUD AHMAD  
**Vice Chairman**

VACANT

HONORABLE PAMELA JANVEY  
**Secretary**

HONORABLE DANIEL GRACE

HONORABLE JOHN D. CHRISTY

**DELAWARE RIVER JOINT TOLL BRIDGE COMMISSION**

**STANDING COMMITTEES**

**FINANCE, INSURANCE MANAGEMENT AND OPERATIONS**

**PENNSYLVANIA:** Janvey, Grace\*

**NEW JERSEY:** Ciesla, Laurenti

**PROJECTS, PROPERTY AND EQUIPMENT**

**PENNSYLVANIA:** Ahmad, Christy

**NEW JERSEY:** Lavery\*, Van Vliet

**PROFESSIONAL SERVICES**

**PENNSYLVANIA:** Ahmad, Grace

**NEW JERSEY:** Komjathy, Van Vliet\*

**PERSONNEL**

**PENNSYLVANIA:** Grace, Janvey

**NEW JERSEY:** Ciesla\*, Komjathy

---

**AUDIT COMMITTEE**

**PENNSYLVANIA:** Ahmad\*, Janvey

**NEW JERSEY:** Lavery, Laurenti

**ADMINISTRATIVE COMMITTEE**

**PENNSYLVANIA:** Grace, Vacant

**NEW JERSEY:** Laurenti\*, Ciesla

Chairman and Vice Chairman Ex-Officio of all Committees

\*Chairman of Committee

**DELAWARE RIVER JOINT TOLL BRIDGE COMMISSION  
RECAPITULATION OF COMMITTEE MEMBERSHIP**

<b>Lavery</b>	(1)	Ex-Officio of all Committees
	(2)	Projects, Property and Equipment (Chairperson)
	(3)	Audit Committee
<b>Ciesla</b>	(1)	Finance, Insurance Management and Operations Committee
	(2)	Personnel Committee (Chairperson)
	(3)	Administrative Committee
<b>Ahmad</b>	(1)	Projects, Property and Equipment Committee
	(2)	Professional Services Committee
	(3)	Audit Committee (Chairperson)
<b>Grace</b>	(1)	Professional Services
	(2)	Personnel Committee
	(3)	Administrative Committee
	(4)	Finance, Insurance Management and Operations Committee (Chairperson)
<b>Janvey</b>	(1)	Finance, Insurance Management and Operations Committee
	(2)	Personnel Committee
	(3)	Audit Committee
<b>Laurenti</b>	(1)	Finance, Insurance Management and Operations Committee
	(2)	Audit Committee
	(3)	Administrative Committee (Chairperson)
<b>Christy</b>	(1)	Projects, Property and Equipment Committee
<b>Komjathy</b>	(1)	Professional Services
	(2)	Personnel Committee
<b>Vacant(PA)</b>	(1)	Finance, Insurance Management and Operations Committee
	(2)	Administrative Committee
<b>Van Vliet</b>	(1)	Projects, Property and Equipment Committee
	(2)	Professional Services Committee, Chairperson

**DELAWARE RIVER JOINT TOLL BRIDGE COMMISSION**

**PROFESSIONAL ASSOCIATES**

**CONSULTING ENGINEERS**

VAN CLEEF ENGINEERING ASSOCIATES, LLC

**LEGAL COUNSEL**

ARCHER  
Philadelphia, Pennsylvania

FLORIO, PERRUCCI, STEINHARDT & CAPPELLI  
Phillipsburg, New Jersey

**EMPLOYMENT COUNSEL**

STRADLEY, RONON, STEVENS&YOUNG  
Philadelphia, PA

CHISEA, SHANINIAN & GIANTOMASI  
West Orange, New Jersey

**AUDITOR**

MERCADIEN, P.C.  
Hamilton, NJ

**FINANCIAL ADVISOR**

ACACIA FINANCIAL GROUP  
Mt. Laurel, NJ

**COMMUNICATIONS CONSULTANT**

BELLVUE COMMUNICATIONS  
Philadelphia, Pennsylvania

**INVESTMENT ADVISOR**

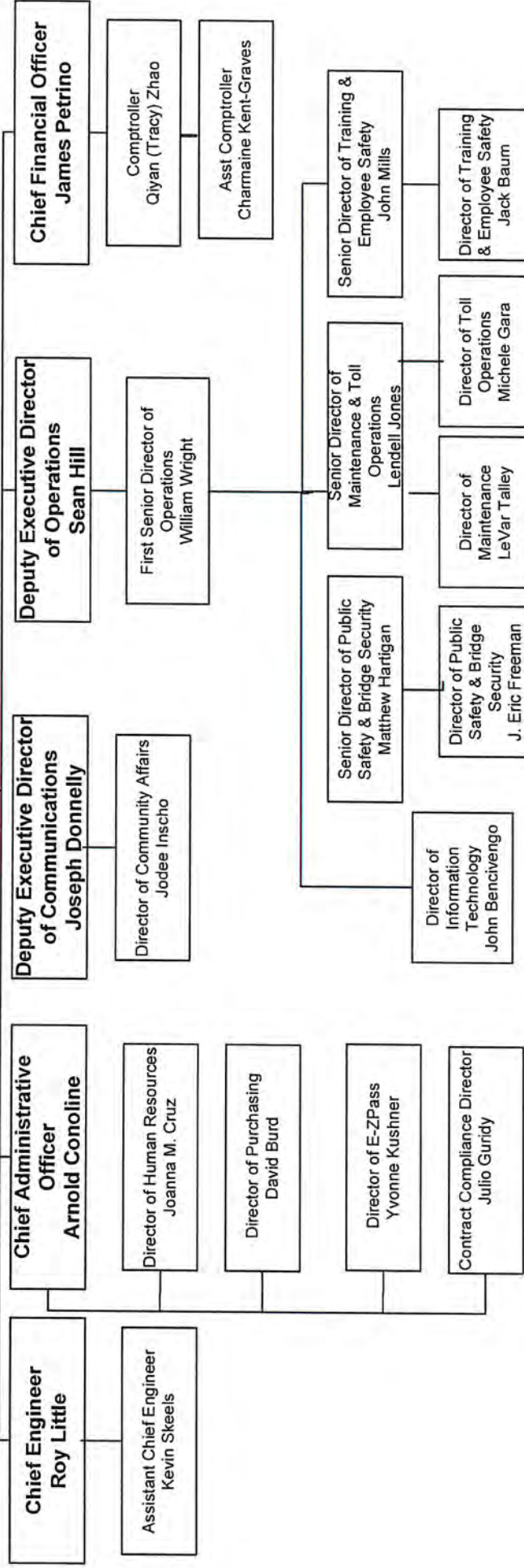
WILMINGTON TRUST  
Wilmington, Delaware

# DELAWARE RIVER JOINT TOLL BRIDGE COMMISSION

## ORGANIZATION CHART

### COMMISSIONERS

**Executive Director**  
**Joseph J. Resta**



# DELAWARE RIVER JOINT TOLL BRIDGE COMMISSION

Meeting of October 28, 2019

## INDEX TO MINUTES

	PAGE
1. Call to Order .....	1
2. Appearances.....	1 - 2
3. Roll Call.....	2
4. Welcome Remarks of Chairman .....	2
5. Introduction of Comments from the Public .....	3
6. Executive Director's Report .....	3
7. Approval of Minutes for Commission Meeting Held September 23, 2019 .....	4
8. Approval of Operations Report Month of September 2019 .....	4
9. Renewal of Medical Insurance Program, January 1, 2020 to December 31, 2020 .....	4 - 5
10. Portland Columbia/ Delaware Water Gap Garage Floor Concrete Resurfacing Project.....	5 - 6
11. Lower Trenton/Calhoun Street Toll Supported Bridge Sidewalk Replacement Material .....	6
12. Appointment of Stephen Mongiovi to ESS Monitor II.....	6 - 7
13. Appointment of Christopher Kilmer Sr. to Bridge Monitor II, Southern Region.....	7
14. Appointment of Deborah Seddon to Bridge Monitor II, Southern Region.....	7 - 8
15. Transfer of Matthew Gary to Maintenance Worker III, Central Region .....	8

# DELAWARE RIVER JOINT TOLL BRIDGE COMMISSION

## Meeting of October 28, 2019

16.	Approval for Payment of Invoices Chiesa, Shahinian & Giantomasi .....	8 - 9
17.	Approval for Payment of Invoices Stradley Ronon, Pa Labor .....	9
18.	Approval for Payment of Invoices Archer Law, Pa Legal Counsel .....	9 - 10
19.	Approval for Payment of Invoices Florio, Perrucci, Steinhardt and Cappelli, NJ Legal Counsel .....	10
20.	Invite any Comments from the Public .....	10 - 37
21.	Scheduling of the November 25, 2019 Meeting .....	37 - 38
22.	Adjournment .....	38



# **DELAWARE RIVER JOINT TOLL BRIDGE COMMISSION**

**Meeting of October 28, 2019**

## **CALL TO ORDER**

The Regular Monthly Meeting of the Delaware River Joint Toll Bridge Commission was called to Order at the New Hope Executive Offices, 2492 River Road, New Hope, PA. 18938-9519, on Monday, October 28, 2019 at 10:30 a.m. pursuant to notice properly forwarded to each member in compliance with the by-laws. Michael Lavery, Chairman, presided at this meeting.

## **APPEARANCES**

### **COMMISSION MEMBERS:**

Hon. John Christy (Pennsylvania)  
Hon. Pamela Janvey (Pennsylvania)  
Hon. Daniel Grace (Pennsylvania)  
Hon. Yuki Moore Laurenti (New Jersey)  
Hon. Lori Ciesla (New Jersey)  
Hon. Michael Lavery (New Jersey)  
Hon. Garrett Van Vliet (New Jersey)  
Hon. Aladar Komjathy (New Jersey)

### **COMMISSION MEMBERS ABSENT:**

Hon. Wadud Ahmad (Pennsylvania)

### **COMMISSION COUNSEL:**

Doug Steinhardt, Florio, Perrucci, Steinhardt & Cappelli, New Jersey  
Shelley Smith, Archer Law, Pennsylvania  
Joseph Catuzzi, Stradley Ronon, Pennsylvania  
John Casey, Chiesa Shahinian & Giantomasi, New Jersey

### **GOVERNORS REPRESENTATIVES:**

Craig Ambrose, NJ Governor's Office (Via Conference Call)

### **COMMISSION STAFF MEMBERS:**

Joseph J. Resta, Executive Director  
Sean Hill, Deputy Executive Director of Operations  
Roy Little, Chief Engineer  
James Petrino, Chief Financial Officer  
Arnold Conoline, Chief Administrative Officer  
Joseph Donnelly, Deputy Executive Director of Communications

# **DELAWARE RIVER JOINT TOLL BRIDGE COMMISSION**

**Meeting of October 28, 2019**

Qiyao Zhao, Comptroller  
Julio Guridy, Director of Contract Compliance  
Jodee Inscho, Director of Community Affairs  
Joanna Cruz, Human Resources Director  
James Palitto, Insurance Manager  
Heather McConnell, Administrative Generalist Executive Office

## **PROFESSIONAL ASSOCIATES:**

Alex Styer, Bellevue Communications  
Pat Wing, Marquette

## **OTHERS:**

Joe Linus, Resident of Washington Crossing, PA  
Brian Zavodnick, Resident  
Doug Anderson, Resident of Solebury Township, PA  
Pat Caimano, Representative Wendi Thomas Office  
Karl Niederer, Resident  
Tim Thomas, Resident of Upper Makefield, PA  
Tim Duffy  
John Caperilla,  
Dan O'Brien, Senator Santarsiero Office  
Raymond Daikeler, Resident of Ewing  
Michael Perry  
Kris Ballerini,  
Peter Reichlin  
Susan Ruch

## **ROLL CALL**

Joseph Resta, Executive Director, in his capacity as Secretary for this Meeting called the roll, and at the conclusion thereof, reported that there was a quorum present-there being three members present from the Commonwealth of Pennsylvania and five members present from the State of New Jersey.

## **WELCOMING REMARKS OF CHAIRMAN**

Chairman Lavery welcomed those persons whose identities are set forth hereinabove under "Appearances".

# DELAWARE RIVER JOINT TOLL BRIDGE COMMISSION

Meeting of October 28, 2019

## INTRODUCE ANY COMMENTS FROM THE PUBLIC

Chairman Lavery addressed the meeting and invited any comments from the public on items pertaining to today's Agenda. No questions were presented.

## EXECUTIVE DIRECTORS REPORT

Joseph Resta, Executive Director, addressed the meeting and said;

*Thank you, Mr. Chairman, I will keep my comments brief today as we have to allow time for our public members to speak.*

*Today's agenda includes resolutions that preserve, provide ease of maintenance, and lengthen the useful life of our facilities.*

*For your consideration at our Portland Columbia and Delaware Water Gap Toll Bridge facilities is the Garage Floor Resurfacing Project. Identical to the project we completed earlier here at the New Hope Toll Bridge Facility; this project will prepare the existing floor surfaces, apply a moisture-mitigating epoxy, and finish with a urethane topcoat. This project re-seals and protects the concrete surface, makes it easier to maintain, and provides for a finish that lasts years.*

*At our Lower Trenton and Calhoun Street Toll-Supported Bridges, for your consideration today is a material purchase of Trex™ products to replace the sidewalk at these two bridges. We have had good experience with this product at other facilities, as it is resistant to weather, and doesn't split, check, or warp as wood planks do. The work for these projects will be completed with our own, very capable, maintenance forces.*

*Also, on today's agenda is the 2020 Renewal of our medical insurance plans for active employees and retirees. The upcoming resolution allows for the purchase of the various self-insured policies, and leaves time for the open enrollment period prior to the start of the plan on January 1st, 2020.*

*My comments today will conclude with mentioning the submission of the draft 2020 Operating Budget and draft 2020-2021 Capital Plan to Commissioners at the conclusion of today's meeting. Staff have been working on these drafts since August and have submitted them for your review, comment, and revision. Let me again thank our unpaid Commissioners for their time and commitment to the Commission; especially during the budget cycle that ends with passage of the budgets at our December meeting.*

*Mr. Chairman, this concludes my report.*

# **DELAWARE RIVER JOINT TOLL BRIDGE COMMISSION**

**Meeting of October 28, 2019**

## **APPROVAL OF MINUTES FOR COMMISSION MEETING HELD SEPTEMBER 23, 2019**

**R: 4236-10-19-ADM-01-10-19**

Chairman Lavery addressed the meeting and requested the adoption of a Resolution approving the Minutes of the Commission Meeting held September 23, 2019.

At the conclusion of the review, Commissioner Ciesla moved and Commissioner Grace seconded the adoption of the following Resolution:

**"RESOLVED**, by the Delaware River Joint Toll Bridge Commission at its Regular Meeting assembled this 28<sup>th</sup> day of October 2019 that the Minutes of the Commission Meeting held on September 23, 2019w be and the same hereby are approved."

Chairman Lavery invited any questions on the Resolution. No questions were presented, and the Resolution was adopted.

## **APPROVAL OF OPERATIONS REPORT FOR THE MONTH OF SEPTEMBER 2019**

**R: 4237-10-19- ADM-02-10-19**

Chairman Lavery addressed the meeting and asked if there were any questions on any of the reports contained in the "Operations Report".

At the conclusion of the review, Commissioner Van Vliet moved and Commissioner Laurenti seconded the adoption of the following Resolution:

**"RESOLVED**, by the Delaware River Joint Toll Bridge Commission at its Regular Meeting assembled this 28<sup>th</sup> day of October 2019 that the Operations Report, which reflects Commission activity for the month of September 2019 are hereby approved."

Chairman Lavery then invited any questions on the Resolution. No questions were presented, and the Resolution was unanimously adopted.

## **RENEWAL OF MEDICAL INSURANCE PROGRAM, JANUARY 1, 2020 TO DECEMBER 31, 2020**

**R: 4238-10-19-INS-01-10-19**

Chairman Lavery addressed the Meeting and asked the Commission Members if, after their review, there were any questions.

## **DELAWARE RIVER JOINT TOLL BRIDGE COMMISSION**

**Meeting of October 28, 2019**

At the conclusion of the review, Commissioner Janvey moved and Commissioner Ciesla seconded the adoption of the following Resolution:

**“RESOLVED**, by the Delaware River Joint Toll Bridge Commission at its Regular Meeting assembled this 28<sup>th</sup> day of October 2019 via this Resolution, that the Commission authorizes renewal of the following plans with the identified provider: Medical insurance plans that cover active employees/dependents and retirees/dependents under the age of 65, specifically to provide for:

- Self-insured policy with claims paid as incurred, estimated for 2020 at \$8,475,121;
- IBC's the third-party administrator, Independence Administrators, for all claims incurred by the program's PPO segment, with an Administrative Fee of \$53.80 per employee, per month, for an annual total of \$291,811; and
- Purchase a twelve (12) month Specific and Aggregate Stop Loss insurance policy with HM. The Specific deductible to be \$150,000, with a premium in the amount of \$1,108,768. The policy will be a 12/15 contract covering medical and prescription claims incurred in 12 months and paid within 15 months of January 1, 2020.
- Projected cost assumes current enrollment of 143 “Singles” and 309 “Families”.

Chairman Lavery then invited any questions on the Resolution. No questions were presented, and the Resolution was unanimously adopted.

### **PORTLAND COLUMBIA/DELAWARE WATER GAP GARAGE FLOOR CONCRETE RESURFACING PROJECT**

**R: 4239-10-19- PROP-01-10-19**

Chairman Lavery addressed the Meeting and asked the Commission Members if, after their review, there were any questions.

At the conclusion of the review, Commissioner Van Vliet moved and Commissioner Grace seconded the adoption of the following Resolution,

**“RESOLVED:** Delaware River Joint Toll Bridge Commission at its Regular Meeting assembled this 28<sup>th</sup> day of October, 2019 via this resolution, authorize the Executive Director or designee to award facility project No. 1909A, 1911A PC/ DWG Maintenance Garage Floor Resurfacing Projects to Applewood Enterprises Inc. in the amount of \$71,950.00 , and

**“RESOLVED:** Identify the General Reserve Fund as the source of funds required for payment of any invoices.”

## **DELAWARE RIVER JOINT TOLL BRIDGE COMMISSION**

**Meeting of October 28, 2019**

Chairman Lavery then invited any questions on the Resolution. No questions were presented, and the Resolution was unanimously adopted.

### **LOWER TRENTON/CALHOUN STREET TOLL SUPPORTED BRIDGE SIDEWALK REPLACEMENT MATERIAL**

**R: 4240-09-19- PROP-02-10-19**

Chairman Lavery addressed the Meeting and asked the Commission Members if, after their review, there were any questions.

At the conclusion of the review, Commissioner Janvey moved and Commissioner Laurenti seconded the adoption of the following Resolution,

**“RESOLVED:** Delaware River Joint Toll Bridge Commission at its Regular Meeting assembled this 28<sup>th</sup> day of October 2019 via this resolution, authorizes the Executive Director or designee to award facility project No.1916A, 1917A Lower Trenton / Calhoun St. TSB Trex Sidewalk Replacement Project Material to C.A. Niece Co, Inc.in the amount of \$211,136.16, and

**“RESOLVED:** Identify the General Reserve Fund as the source of funds required for payment of any invoices.”

Chairman Lavery then invited any questions on the Resolution. No questions were presented, and the Resolution was adopted.

### **APPOINTMENT OF STEPHEN MONGIOVI TO ESS MONITOR II**

**R: 4241-10-19 -PER-01-10-19**

Chairman Lavery addressed the Meeting and asked the Commission Members if, after their review, there were any questions.

At the conclusion of the review, Commissioner Grace moved and Commissioner Laurenti seconded the adoption of the following Resolution:

**“RESOLVED:** That the Delaware River Joint Toll Bridge Commission, at its Regular Meeting assembled this 28<sup>th</sup> day of October, 2019 via this resolution, That Stephen Mongiovi be appointed to the position of ESS Monitor II in the Public Safety and Bridge Security Division, pursuant to the Operations Reorganization approved by the Board of Commissioners at the October 2017 Commission meeting. Compensation shall be set at \$44,136 per annum, which is the introductory step in the pay scale for the ESS Monitor II position (\$44,136 - \$48,550), in accordance with the salary table approved by the Board of Commissioners at the October 2017 Commission meeting, and effective for all appointments,

## **DELAWARE RIVER JOINT TOLL BRIDGE COMMISSION**

**Meeting of October 28, 2019**

promotions and reclassifications made on or after November 20, 2017. The appointment to be made pending satisfactory completion of the required personnel processing.”

Chairman Lavery then invited any questions on the Resolution. No questions were presented, and the Resolution was adopted.

### **APPOINTMENT OF CHRISTOPHER KILMER SR. TO BRIDGE MONITOR II, SOUTHERN REGION**

**R: 4242-10-19- PER-03-10-19**

Chairman Lavery addressed the Meeting and asked the Commission Members if, after their review, there were any questions.

At the conclusion of the review, Commissioner Janvey moved and Commissioner Laurenti seconded the adoption of the following Resolution:

**“RESOLVED**, by the Delaware River Joint Toll Bridge Commission at its Regular Meeting assembled this 28<sup>th</sup> day of October 2019, via this Resolution, That Christopher Kilmer, Sr. be appointed to the position of Bridge Monitor II, Southern Region, in the Public Safety and Bridge Security Department, pursuant to the Operations Reorganization approved by the Board of Commissioners at the October 2017 Commission meeting. Compensation shall be set at \$39,348 per annum, which is the introductory step in the pay scale for the Bridge Monitor II position (\$39,348 - \$43,283), in accordance with the salary table approved by the Board of Commissioners at the October 2017 Commission meeting, and effective for all appointments, promotions and reclassifications made on or after November 20, 2017. The appointment to be made pending satisfactory completion of the required personnel processing.”

Chairman Lavery then invited any questions on the Resolution. No questions were presented, and the Resolution was unanimously adopted.

### **APPOINTMENT OF DEBORAH SEDDON TO BRIDGE MONITOR II, SOUTHERN REGION**

**R: 4243-10-19-PER -04-10-19**

Chairman Lavery addressed the Meeting and asked the Commission Members if, after their review, there were any questions.

At the conclusion of the review, Commissioner Grace moved and Commissioner Ciesla seconded the adoption of the following Resolution:

**“RESOLVED**, by the Delaware River Joint Toll Bridge Commission at its Regular Meeting assembled this 28<sup>th</sup> day of October 2019, via this Resolution, That Deborah Seddon be appointed to the position of Bridge Monitor II, Southern Region, in the Public Safety and Bridge Security Department, pursuant to

## **DELAWARE RIVER JOINT TOLL BRIDGE COMMISSION**

### **Meeting of October 28, 2019**

the Operations Reorganization approved by the Board of Commissioners at the October 2017 Commission meeting. Compensation shall be set at \$39,348 per annum, which is the introductory step in the pay scale for the Bridge Monitor II position (\$39,348 - \$43,283), in accordance with the salary table approved by the Board of Commissioners at the October 2017 Commission meeting, and effective for all appointments, promotions and reclassifications made on or after November 20, 2017. The appointment to be made pending satisfactory completion of the required personnel processing.”

Chairman Lavery then invited any questions on the Resolution. No questions were presented, and the Resolution was unanimously adopted.

### **TRANSFER OF MATTHEW GARY TO MAINTENANCE WORKER III, CENTRAL REGION**

**R: 4244-10-19- PER -05-10-19**

Chairman Lavery addressed the Meeting and asked the Commission Members if, after their review, there were any questions.

At the conclusion of the review, Commissioner Van Vliet moved and Commissioner Ciesla seconded the adoption of the following Resolution:

**“RESOLVED**, by the Delaware River Joint Toll Bridge Commission at its Regular Meeting assembled this 28<sup>th</sup> day of October 2019, via this Resolution, That Matthew Gary be transferred to the position of Maintenance Worker III, of Commissioners at the October 2017 Commission meeting. Compensation shall be set at \$40,000 per annum, which is the introductory step in the pay scale for the Maintenance Worker III position (\$40,000 - \$44,000), in accordance with the salary table approved by the Board of Commissioners at the October 2017 Commission meeting, and effective for all appointments, promotions and reclassifications made on or after November 20, 2017. The transfer to be made pending satisfactory completion of the required personnel processing.”

Chairman Lavery then invited any questions on the Resolution. No questions were presented, and the Resolution was unanimously adopted.

### **APPROVAL FOR PAYMENT OF INVOICES CHIESA, SHAHINIAN & GIANTOMASI**

**R: 4245-10-19- ACCT -01-10-19**

Chairman Lavery addressed the Meeting and asked the Commission Members if, after their review, there were any questions.

At the conclusion of the review, Commissioner Van Vliet and Commissioner Grace seconded the adoption of the following Resolution:



## **DELAWARE RIVER JOINT TOLL BRIDGE COMMISSION**

**Meeting of October 28, 2019**

**“RESOLVED**, by the Delaware River Joint Toll Bridge Commission at its Regular Meeting assembled this 28<sup>th</sup> day of October 2019, via this Resolution, authorizing for payment of invoices #431723, #434743, #434742 in the total amount due of \$ 36,669.62 for professional services rendered to Chiesa, Shahinian & Giantomasi, New Jersey Labor Counsel.

**“RESOLVED:** Identifying the Operating Fund as the source of funds required for any and all disbursements.”

Chairman Lavery then invited any questions on the Resolution. No questions were presented, and the Resolution was unanimously adopted.

### **APPROVAL FOR PAYMENT OF INVOICES STRADLEY RONON, PA LABOR COUNSEL**

**R: 4246-10-19- ACCT -02-10-19**

Chairman Lavery addressed the Meeting and asked the Commission Members if, after their review, there were any questions.

At the conclusion of the review, Commissioner Van Vliet and Commissioner Grace seconded the adoption of the following Resolution:

**“RESOLVED**, by the Delaware River Joint Toll Bridge Commission at its Regular Meeting assembled this 28<sup>th</sup> day of October 2019, via this Resolution, authorizing for payment of invoices #19092197, #19082229 and #19082230 in the total amount of \$ 11,342.91 for Services Rendered to Stradley Ronon, PA Labor Counsel.

**“RESOLVED:** Identifying the Operating Fund as the source of funds required for any and all disbursements.”

### **APPROVAL FOR PAYMENT OF INVOICES ARCHER LAW, PA LEGAL COUNSEL**

**R: 4247-10-19- ACCT -03-10-19**

Chairman Lavery addressed the Meeting and asked the Commission Members if, after their review, there were any questions.

At the conclusion of the review, Commissioner Van Vliet and Commissioner Grace seconded the adoption of the following Resolution:

**“RESOLVED**, by the Delaware River Joint Toll Bridge Commission at its Regular Meeting assembled this 28<sup>th</sup> day of October 2019, via this Resolution, Authorization for payment of invoices #4165656,

## **DELAWARE RIVER JOINT TOLL BRIDGE COMMISSION**

**Meeting of October 28, 2019**

#4165653, #4165654 and #4165655 in the total amount due of \$ 7,202.47 for Professional Services Rendered. Please refer to the Invoice Distribution Sheet for breakdown of Source of Funds and Account Numbers.

**“RESOLVED:** Identifying the Operating Fund as the source of funds required for any and all disbursements.”

Chairman Lavery then invited any questions on the Resolution. No questions were presented, and the Resolution was unanimously adopted.

### **APPROVAL FOR PAYMENT OF INVOICES**

**FLORIO, PERRUCCI, STEINHARDT AND CAPPELLI, NJ LEGAL COUNSEL**

**R: 4248-10-19- ACCT -04-10-19**

Chairman Lavery addressed the Meeting and asked the Commission Members if, after their review, there were any questions.

At the conclusion of the review, Commissioner Van Vliet and Commissioner Grace seconded the adoption of the following Resolution:

**“RESOLVED,** by the Delaware River Joint Toll Bridge Commission at its Regular Meeting assembled this 28<sup>th</sup> day of October 2019, via this Resolution, Authorization for payment of invoices #169398, #169528, #170760, #170761 and #169279 in the total amount due of \$ 7,737.31 for Capital and Non-Capital Professional Services to Florio, Perrucci, Steinhardt and Cappelli, NJ Legal Counsel.

**“RESOLVED:** Identifying the Operating Fund as the source of funds required for any and all disbursements.”

Chairman Lavery then invited any questions on the Resolution. No questions were presented, and the Resolution was unanimously adopted

### **INVITE ANY COMMENTS FROM THE PUBLIC**

Chairman Lavery invited any Comments from the public.

Executive Director Resta addressed Pat Caimano from State Representative Wendi Thomas' office and stated:

*Do we have the video? We were told that a video was coming.*

## DELAWARE RIVER JOINT TOLL BRIDGE COMMISSION

Meeting of October 28, 2019

Pat Caimano from State Representative Wendi Thomas Office addressed the meeting and stated:

*Do you mean from Representative Thomas? We do have the video. I believe she sent it also to you, Mr. Resta. I have it on my phone.*

Executive Director Resta addressed the meeting and stated:

*I believe we can probably broadcast the audio through the microphone, if that's suitable?*

Commissioner Laurenti addressed the meeting and stated:

*That would be acceptable.*

State Representative Wendi Thomas addressed the meeting via a YouTube video and stated:

*Good morning Commissioners. I am coming to you today via video because I am in Harrisburg doing the work of the people. I wish I could be there with you in person. As you should be aware I have been advocating for equal treatment for Pennsylvania, they are residents and they are E-Zpass owners. Since April I have called, I wrote a letter, I did a public petition which got over eleven hundred signatures in a little over ten days and then I wrote another letter. Unfortunately none of my efforts have resulted in fair treatment for Pennsylvania. My hope is that, today after you hear from our commuters you will give the same discount that you give to the New Jersey E-Zpass owners to Pennsylvania E-Zpass owners. The current situation makes our residents ask me questions. They have asked me, does the Delaware River Joint Toll Bridge Commission have a financial interest in New Jersey E-Zpass? How do the Commissioners think it is reasonable to only give one of two states a discount? Do they realize that the E-Zpass owners don't even know, some of them they aren't getting the discount? Why is there a Pennsylvania Commissioner missing, is that why they aren't being fair? And finally the most common question I get asked is, does the Commission, why does the Commission repeatedly tell me go get a New Jersey E-Zpass. I sat on a school board for ten years. I certainly understand what it is like to have the public and others come and comment and ask you for things, but frankly I have been trying to work with your organization for almost six months, trying to get this decision to be fair for Pennsylvania as it is for New Jersey. I ask you; please vote today to do what is on your website and I quote "The Commission operates pursuant to a joint agreement enacted by two jurisdictional states of New Jersey and Pennsylvania." To me this says you work for both states, both their residents, and both their E-Zpass owners. Please be fair to Pennsylvania.*

## DELAWARE RIVER JOINT TOLL BRIDGE COMMISSION

Meeting of October 28, 2019

Executive Director Resta addressed the meeting and stated:

*Do we have other folks that want to speak? Please go to the podium. And we have a stenographer, so please state your name.*

Dan O'Brien from State Senator Steve Santarsiero addressed the meeting and stated:

*We, as well as Representative Thomas, along with Representative Perry Warren have been advocating for months for there to be fair treatment when it comes to New Jersey residents and commuters and Pennsylvania commuters. On August 29th of this year ourselves, Senator Santarsiero and Representative Perry Warren wrote a letter to the Bridge Commission, along to the PA Turnpike Commission asking how we can help to bring the two groups together to try to find a solution in order for Pennsylvania commuters who also have the ability to receive this discount. That's what we are asking. Understanding how the process works, we get that you have a relationship or partnership with the New Jersey E-Z Pass, so we are asking that you, along with the Pennsylvania Turnpike Commission, also build that relationship so we can ensure that all Pennsylvania residents have equal access to this discount, which would also help them in other areas in commuting in Pennsylvania. It's been close to two months since we sent that letter. We have not received a response, as of yet, so we are asking for a recent response to that request and if there is anything that our office, and I'm sure that Representative Warren as well, anything that we can do to help facilitate that relationship to ensure that there is equal treatment for commuters. Please reach out to us and we can do so. Thank you.*

Tim Duffy, Resident of Washington Crossing PA addressed the meeting and stated:

*I'm a 20-plus year resident of Washington Crossing. The whole time I've lived there my wife has worked in New Jersey, so we use that bridge constantly, and I'm here to find out why, we as Pennsylvania residents, don't get the discount. You could easily say just go get a New Jersey E-Z Pass, but why should I? This is a service organization. You are serving the public. The traffic is overwhelmingly from Pennsylvania, so Pennsylvanians are being disproportionately treated differently than New Jersey residents and there is no legitimate reason, other than perhaps forcing, you know, people who live in Pennsylvania have Pennsylvania E-Z Passes. To buy New Jersey E-Z Pass which I guess is a financial benefit to your partner, the New Jersey E-Z Pass company, but it's not a benefit to the public. There is no legitimate nondiscriminatory reason, that I can imagine that you would not extend that equal discount to Pennsylvanians. We use that bridge commuting more so than Jersey residents do and to simply say, well, go out and get one of our E-Z Passes is you know, it's a callus and really pointless position to take. Because, again, there is no legitimate reason, other than financially enriching the New Jersey E-Z Pass company.*

## DELAWARE RIVER JOINT TOLL BRIDGE COMMISSION

Meeting of October 28, 2019

Executive Director Resta addressed the meeting and stated:

*Mr. Duffy, are you aware that you would save money if you got a New Jersey E-ZPass approved transponder and you took 16 or more trips over our bridges within a month?*

Tim Duffy, Resident of Washington Crossing, PA addressed the meeting and stated:

*I also know that I will get a discount if you extended the discount to Pennsylvania E-Z Pass owners; correct?*

Executive Director Resta addressed the meeting and stated:

*Do you have a transponder with the Pennsylvania Turnpike?*

Tim Duffy, Resident of Washington Crossing, PA addressed the meeting and stated:

*I do. That works everywhere up and down the river.*

Executive Director Resta addressed the meeting and stated:

*And the New Jersey E-ZPass transponder would work in all the same places?*

Tim Duffy, Resident of Washington Crossing PA addressed the meeting and stated:

*The Pennsylvania one works, but we don't get the discount because it was not originally purchased through the New Jersey E-Z Pass group. It's an E-Z Pass account that we have had for I don't know how long, since E-Z Pass has been around and we have not had the discount applied because it was bought in Pennsylvania. So, you would have to get all new transponders through New Jersey account to get that discount.*

Executive Director Resta addressed the meeting and stated:

*That is correct, because we have contracts with a back-office provider, and we work in the toll industry, and historically the toll industry operates as a home agency-specific type of industry. If you have a Verizon cell phone and you see that Sprint has got a great deal; that they would give you four new phones and cheaper service; you can't just demand that Verizon should give you everything that Sprint has, you would shop competitively.*

Tim Duffy, Resident of Washington Crossing PA addressed the meeting and stated:

*Well, who sets the discounts and the toll rates?*

# DELAWARE RIVER JOINT TOLL BRIDGE COMMISSION

Meeting of October 28, 2019

Executive Director Resta addressed the meeting and stated:

*The Commission sets the rates. We are the only agency that provides a commuter discount.*

Tim Duffy, Resident of Washington Crossing PA addressed the meeting and stated:

*So, you are the only ones that set the discount?*

Commissioner Janvey addressed the meeting and stated:

*We are the only agency that has a commuter discount.*

Executive Director Resta addressed the meeting and stated:

*The Pennsylvania Turnpike doesn't have a commuter discount. The other agencies in New Jersey E-Z Pass Group do not have a commuter discount. We have the discount for our bridges.*

Tim Duffy, Resident of Washington Crossing PA addressed the meeting and stated:

*But you, as a Commission, should be able to extend the discounts since you set those rates?*

Commissioner Komjathy addressed the meeting and stated:

*We don't own the Pennsylvania Turnpike Authority E-Z Pass.*

Commissioner Janvey addressed the meeting and stated:

*If the Pennsylvania Turnpike would like to set up a back office so that we know who those people are and not charge us for it, then we would be happy to give that discount. However, we don't know who has those E-Z Pass transponders. It's their back office. They want to charge us to set it up, then we can't afford to do it, but it's up to Pennsylvania Turnpike to make that change, not us.*

Executive Director Resta addressed the meeting and stated:

*We have done an analysis.*

**DELAWARE RIVER JOINT TOLL BRIDGE COMMISSION**

**Meeting of October 28, 2019**

Tim Duffy, Resident of Washington Crossing PA addressed the meeting and stated:

*So, you are saying that in order to find out whether you have 16 trips per month?*

Executive Director Resta addressed the meeting and stated:

*We have the data. We have worked with the Turnpike to get the data.*

Commissioner Janvey addressed the meeting and stated:

*But not the individuals. That must come from their back office.*

Tim Duffy, Resident of Washington Crossing PA addressed the meeting and stated:

*To find out who uses the bridge 16 times per month, that information will come from the Pennsylvania Turnpike?*

Commissioner Janvey addressed the meeting and stated:

*Yes.*

Tim Duffy, Resident of Washington Crossing PA addressed the meeting and stated:

*Okay. And the Pennsylvania Turnpike will not give you the names of the people that use?*

Executive Director Resta addressed the meeting and stated:

*It's not just the names of the people. Essentially there has to be a back-office functionality built at the PA Turnpike that provides information on your car, your name, your plate, classification of your vehicle, and all the other attributes that is collected from the transponder as it goes through the readers, so it is much more than just a name. Do you have an active account? Is it backed by a credit card? Are there sufficient funds? There is all of that data that goes back and forth in that kind of millisecond read of your transponder going at speed.*

Tim Duffy, Resident of Washington Crossing PA addressed the meeting and stated:

*And if you were provided that information?*

Commissioner Janvey addressed the meeting and stated:

*At no charge. We don't have the information; they are the agency that bills.*

## DELAWARE RIVER JOINT TOLL BRIDGE COMMISSION

Meeting of October 28, 2019

Executive Director Resta addressed the meeting and stated:

*We would need a resolution of the Commission to change the toll structure. But that is just the beginning of the process. The Commission must hold public toll hearings to change the toll structure. So, we would have to conduct the hearings; it's a total of six hearings, three on either side of the river.*

Tim Duffy, Resident of Washington Crossing PA addressed the meeting and stated:

*But if you have the information as to who uses the bridge with that frequency, is there any reason why you would not be able to extend the discount to them?*

Executive Director Resta addressed the meeting and stated:

*The discount can be extended to them today if they get a New Jersey E-Z Pass Group transponder, so it's not about the finances. We don't have a contract with the PA Turnpike's back-office provider. We do have a contract with another provider. Each agency has a contract for back-office services. We actually have folks with Ohio Turnpike transponders who also qualify with 16 or more trips. We don't have a contract with the Ohio Turnpike or their back-office provider. We do have a contract where we have it and our toll structure basically says that home agency transponder holders that have 16 or more trips in a month and have a noncommercial account get a commuter discount, that's what the toll structure says.*

Tim Duffy, Resident of Washington Crossing PA addressed the meeting and stated:

*You, obviously, know that, you see what the disparate treatment is between them?*

Executive Director Resta addressed the meeting and stated:

*We don't see it as a disparate treatment. I think it's been portrayed as a New Jersey versus Pennsylvania thing and it is entirely not that. It is essentially two companies that you are purchasing your service from, and you are electing to say that one company is unfair because you do not purchase the service from them.*

Commissioner Komjathy addressed the meeting and stated:

*Mr. Executive Director, can you point out some of the other members, it's been portrayed here by the representative that this was a New Jersey-based prejudice against Pennsylvania. That is not the case here. As we have explained that there are other tolling authorities who are members of this, which the Pennsylvania Turnpike Authority is not a member. That's the reason why you are not getting your discount. They are not a member of that consortium. What are the others?*



# DELAWARE RIVER JOINT TOLL BRIDGE COMMISSION

Meeting of October 28, 2019

Executive Director Resta addressed the meeting and stated:

*It's the Delaware River Port Authority, the New Jersey Turnpike, Delaware River Bay Authority, Cape May County Bridge Commission, New Jersey Transportation Authority, and Burlington County Bridge Commission.*

Tim Duffy, Resident of Washington Crossing PA addressed the meeting and stated:

*How many of those organizations issue E-Z Pass?*

Executive Director Resta addressed the meeting and stated:

*They all do. All of them.*

Tim Duffy, Resident of Washington Crossing PA addressed the meeting and stated:

*So, it is all up to those Individual agencies?*

Executive Director Resta addressed the meeting and stated:

*It's up to those individual agencies to, "A", provide a commuter discount. They don't. And, "B", to have a back-office provider administer it for them. So, they have their own home-agency privileges. DRPA I know has a senior discount. It's only for transponders issued through DRPA and through New Jersey E-Z Pass Group which is their contracted back-office provider.*

Tim Duffy, Resident of Washington Crossing PA addressed the meeting and stated:

*So, you are saying bottom line is in order to get any kind of discount, you would have to do that through Pennsylvania, or the home agency.*

Executive Director Resta addressed the meeting and stated:

*In the tolling Industry, it's the home agency issuer where you would get the discounts that come forth out of the agency.*

Tim Duffy, Resident of Washington Crossing PA addressed the meeting and stated:

*But if you set the tolls?*

## DELAWARE RIVER JOINT TOLL BRIDGE COMMISSION

Meeting of October 28, 2019

Executive Director Resta addressed the meeting and stated:

*There is no separate Pennsylvania toll and New Jersey toll. Tolls are tolls.*

Commissioner Komjathy addressed the meeting and stated:

*Just like a phone. If you are not happy with it, switch it in. They will send you a new one and you'll get your discount. Unfortunately, it's portrayed here that the New Jersey people came up with some big scheme. This is even on both sides, Pennsylvania and New Jersey. To say that, you know, New Jerseyans don't use this bridge is totally unfair and I think, unfortunately, this has turned into somewhat of a political football, it's not. It's a contracting thing that the Commission does. It's been well-publicized. And, quite frankly, to say that we have not responded is not true. I think that, it's made that this is some type of political thing, it is not. I think this Commission has tried. Commissioner Janvey has researched this to no end and has tried to be as transparent as possible about this. I think what you need to do is, if you are not happy with your phone, you exchange it. If you are not happy with your toll transponder, exchange it. And you'll get the discount. That's it.*

Chairman Lavery addressed the meeting and stated:

*It won't cost you a penny more to travel on any of the Pennsylvania roads. If you substituted your Pennsylvania for the New Jersey E-Z Pass, you are going to pay the same amount that you pay except you are going to get the discount to cross our bridges. It's that simple.*

Executive Director Resta addressed the meeting and stated:

*We have other agencies with transponder holders, MTA out of New York. NY-NJ Port Authority, they have transponder holders that also qualify, but they have those transponders from their home agency because they get advantages there. There are other agencies, MTA is a perfect example of which, we have a differentiation especially at Scudder Falls between an E-Z Pass, a traditional E-Z Pass customer and a toll-by-plate customer. It is very much more expensive to process that toll-by-plate customer. If you go across an MTA bridge or through a tunnel and you have a New Jersey customer service center E-Z Pass or a Pennsylvania Turnpike E-Z Pass, you are charged a toll-by-plate rate because that's how they have their toll structure set up. So, if you, say, worked and wanted to commute by car to New York every single day, the most advantageous transponder would be to have an MTA transponder and there are folks that do that. There are folks that live in Pennsylvania that have MTA transponders. We have folks that live here that have a Florida Central Expressway transponder because maybe they want to drive in the wintertime and have advantages down there and keep their residence up here. So, it is really just a matter of choice.*

# DELAWARE RIVER JOINT TOLL BRIDGE COMMISSION

Meeting of October 28, 2019

Tim Duffy, Resident of Washington Crossing PA addressed the meeting and stated:

*Thank you for your time.*

Executive Director Resta addressed the meeting and stated:

*Thank you.*

Joe Linus, Resident of Washington Crossing PA addressed the meeting and stated:

*I am a Washington Crossing Pa resident, and I have a Pennsylvania E-Z Pass. I listened to what just went out and my eyes are glassed over. What I know is I have an E-Z Pass. Why can't I get the same discount that a New Jersey E-Z person gets? Now, I heard all the arguments. Sounds like you have a contract with a third-party provider that does the billing. And I'm not sure what the details of that contract are, but it seems to me that my E-Z Pass is read by your readers that are on the Pennsylvania side of the bridge and that information goes to some third party, God knows where they are located?*

Executive Director Resta addressed the meeting and stated:

*Newark, New Jersey.*

Joe Linus, Resident of Washington Crossing PA addressed the meeting and stated:

*Okay. Newark, New Jersey. They read my information that was generated on the Pennsylvania side of the border and somehow, I end up getting discriminated against because I happen to have a Pennsylvania E-Z Pass. This does not make sense to me. Does it make sense to all of you?*

Commissioner Christy addressed the meeting and stated:

*Yes, but the Pennsylvania Turnpike is your issuing agency.*

Joe Linus, Resident of Washington Crossing PA addressed the meeting and stated:

*So what? So what? So what? It's an E-Z Pass. I'm a Pennsylvania customer. This is a joint toll bridge commission. Joint I thought was Pennsylvania and New Jersey, so why don't both states get the benefit? I, frankly, don't understand the argument.*

Commissioner Janvey addressed the meeting and stated:

*I live in Pennsylvania. I get the benefit because I have a transponder through New Jersey.*

**DELAWARE RIVER JOINT TOLL BRIDGE COMMISSION**

**Meeting of October 28, 2019**

Joe Linus, Resident of Washington Crossing PA addressed the meeting and stated:

*I don't think thousands and thousands of Pennsylvania residents ought to be forced to change their transponder and carry two transponders with them.*

Executive Director Resta addressed the meeting and stated:

*You don't need to carry two transponders.*

Joe Linus, Resident of Washington Crossing PA addressed the meeting and stated:

*You are forcing thousands and thousands of customers to change their E-ZPasses.*

Commissioner Janvey addressed the meeting and stated:

*We don't have the information. If PA Turnpike wants to set up a back office and provide us that information.*

Joe Linus, Resident of Washington Crossing PA addressed the meeting and stated:

*You must have some kind of information if I am getting billed.*

Commissioner Janvey addressed the meeting and stated:

*No, we don't. They do. Who is billing you?*

Joe Linus, Resident of Washington Crossing PA addressed the meeting and stated:

*I have no idea. All I know is I have an E-ZPass.*

Commissioner Janvey addressed the meeting and stated:

*You are being billed by the Pennsylvania Turnpike.*

Joe Linus, Resident of Washington Crossing PA addressed the meeting and stated:

*It's your reader that's reading it and your contractor is doing something with my information.*

Executive Director Resta addressed the meeting and stated:

*Sir, do you ever drive to the New Jersey Shore, Atlantic City?*

## DELAWARE RIVER JOINT TOLL BRIDGE COMMISSION

Meeting of October 28, 2019

Joe Linus, Resident of Washington Crossing PA addressed the meeting and stated:

*All the time.*

Executive Director Resta addressed the meeting and stated:

*And you get a bill for that?*

Joe Linus, Resident of Washington Crossing PA addressed the meeting and stated:

*But I get the same bill for that as a New Jersey resident.*

Executive Director Resta addressed the meeting and stated:

*Because your Pennsylvania Turnpike transponder is being read at another agency and the information is being sent to the Pennsylvania Turnpike and they send you a bill.*

Joe Linus, Resident of Washington Crossing PA addressed the meeting and stated:

*I'm fine with that, but because I'm paying the same as anybody else would be paying. What I'm not fine with is paying a different fee because I'm a Pennsylvania resident and using a Pennsylvania transponder, and by the way, the whole cell phone thing is bogus. We are not dealing with two different firms here. We are dealing with E-ZPass.*

Commissioner Komjathy addressed the meeting and stated:

*Yes, you are. E-ZPass is not the same company, it's not. There are different companies that manage those products just like Sprint, just like Verizon and just like T-Mobile.*

Executive Director Resta addressed the meeting and stated:

*The name E-ZPass is a trademark. It's not a company. It's just a collective of agencies there are 30 plus agencies like ours that are in the larger E-Z Pass network and it's, obviously, Mid-Atlantic and the northeast part of the company. It's not in Texas. It's not in Florida. It's not in Oklahoma.*

Joe Linus, Resident of Washington Crossing PA addressed the meeting and stated:

*I spent my life in technology. We did business in 130 countries. We had to charge for our services in 130 countries. Not counties or state, countries, individual countries. It's a coding problem, guys. You set up your systems and you can change the coding. I don't understand. You must have some kind of information if you are able to bill me for crossing that bridge, then your contractor has to have something that tells them that when*

## DELAWARE RIVER JOINT TOLL BRIDGE COMMISSION

Meeting of October 28, 2019

*I go across that bridge and your equipment reads my transponder, they must have something to tell you that I'm a Pennsylvania resident.*

Executive Director Resta addressed the meeting and stated:

*I'm happy to describe to you how it works. So, your transponder has got a number that it's encoded in it. That number is associated with that transponder. It goes through and it's read. That number, none of your personal attributes or payment information or anything is read by that number. It's just a number. That number is basically one of the codes that is triggered to the Pennsylvania Turnpike. The numbers go to the Pennsylvania Turnpike. They know who you are, and they bill you.*

Joe Linus, Resident of Washington Crossing PA addressed the meeting and stated:

*Exactly. Listen to what you just said. My transponder is read. It's a number. But your contractor knows that it's a Pennsylvania number.*

Commissioner Christy addressed the meeting and stated:

*No. Your contractor.*

Joe Linus, Resident of Washington Crossing PA addressed the meeting and stated:

*Well, then, how do they know to send it to Pennsylvania?*

Executive Director Resta addressed the meeting and stated:

*Because the actual number, the sequence of the number is attributed to that agency.*

Joe Linus, Resident of Washington Crossing PA addressed the meeting and stated:

*There you go. So they know it's a Pennsylvania number, so why don't, why can't you give me the same discount?*

Commissioner Janvey addressed the meeting and stated:

*If the Pennsylvania Turnpike will set up a back office so that we know that information, which at this point we do not know and does it at no charge, then we would be happy to do it. And maybe the Pennsylvania Turnpike will then give you a discount also because they don't have a discount now.*

**DELAWARE RIVER JOINT TOLL BRIDGE COMMISSION**

**Meeting of October 28, 2019**

Joe Linus, Resident of Washington Crossing PA addressed the meeting and stated:

*I'm having a hard time understanding. Your contractor knows that my number is a Pennsylvania number.*

Commissioner Janvey addressed the meeting and stated:

*But that's all they know.*

Joe Linus, Resident of Washington Crossing PA addressed the meeting and stated:

*Why can't they apply the same discount to that number?*

Commissioner Janvey addressed the meeting and stated:

*Because they can't bill you.*

Executive Director addressed the meeting and stated:

*We don't know if it's a real account. How do we know if it's a real account?*

Joe Linus, Resident of Washington Crossing PA addressed the meeting and stated:

*Well, maybe what you just said is the key here.*

Joe Linus, Resident of Washington Crossing PA addressed the meeting and stated:

*They send that information to Pennsylvania and then my account gets debited by Pennsylvania and not your contractor?*

Executive Director addressed the meeting and stated:

*That is correct.*

Joe Linus, Resident of Washington Crossing PA addressed the meeting and stated:

*So that makes sense.*

## DELAWARE RIVER JOINT TOLL BRIDGE COMMISSION

Meeting of October 28, 2019

Commissioner Janvey addressed the meeting and stated:

*So, if Pennsylvania is willing to do it at no fee, then fine. Then it's just like you have the New Jersey E-ZPass. What I'm saying is maybe if they do that, they will also try giving a discount for the turnpike commuter which they don't, but we don't have your information.*

Joe Linus, Resident of Washington Crossing PA addressed the meeting and stated:

*Okay. So, there is always two solutions to a problem, and sometimes more solutions. So, I understand what you are now saying. My account, my E-ZPass account, is not being debited by your contractor? You being the Commission entered into a contract with?*

Executive Director addressed the meeting and stated:

*Our contract was a publicly procured contract that the provider that does the Pennsylvania Turnpike also competed in, their price was higher, they didn't get it.*

Joe Linus, Resident of Washington Crossing PA addressed the meeting and stated:

*So, you entered into a contract with a company to process these payments?*

Executive Director addressed the meeting and stated:

*Yes.*

Joe Linus, Resident of Washington Crossing PA addressed the meeting and stated:

*So, your contractor, do they also send the information to the New Jersey authority that debits the New Jersey drivers?*

Executive Director addressed the meeting and stated:

*They send any transponder that's read, that number is read and because of the sequence of the number, it's sent to the appropriate back-office provider. So, if you are a home agency transponder, it will process that transaction. If it's an away agency transponder, it will essentially coordinate with that away agency and the away agency reconciles between agencies that you, as a Pennsylvania Turnpike customer, were charged this. Therefore, they will submit the toll to the appropriate back office.*

Joe Linus, Resident of Washington Crossing PA addressed the meeting and stated:

*So, does your contractor also debit those persons with New Jersey E-Z Pass or does another third party do that?*



**DELAWARE RIVER JOINT TOLL BRIDGE COMMISSION**

**Meeting of October 28, 2019**

Executive Director Resta addressed the meeting and stated:

*No. If you a New Jersey E-Pass group member, you are a home agency transponder holder and your account which is with that agency will be debited.*

Joe Linus, Resident of Washington Crossing PA addressed the meeting and stated:

*So, the contract you have is with the New Jersey home agency?*

Executive Director Resta addressed the meeting and stated:

*Our back-office provider is a collective of agencies. It happens to be called the New Jersey E-Z Pass Group.*

Commissioner Komjathy addressed the meeting and stated:

*It's not New Jersey specific.*

Executive Director Resta addressed the meeting and stated:

*It's not a New Jersey State thing.*

Joe Linus, Resident of Washington Crossing PA addressed the meeting and stated:

*Could Pennsylvania use them as a contractor?*

Executive Director Resta addressed the meeting and stated:

*If they had a contract with them, sure.*

Commissioner Komjathy addressed the meeting and stated:

*If they bid on them, they certainly could.*

Joe Linus, Resident of Washington Crossing PA addressed the meeting and stated:

*So, Pennsylvania E-Z Pass could contract was the same contractor that you contract with?*

Executive Director Resta addressed the meeting and stated:

*Yes.*

**DELAWARE RIVER JOINT TOLL BRIDGE COMMISSION**

**Meeting of October 28, 2019**

Commissioner Komjathy addressed the meeting and stated:

*I think therein lies the confusion. Somebody picked up that it was a New Jersey E-ZPass consortium and said hey it's a New Jersey versus Pennsylvania issue.*

Joe Linus, Resident of Washington Crossing PA addressed the meeting and stated:

*I think you are reading more into it. To me, it's pretty simple.*

Executive Director Resta addressed the meeting and stated:

*The video said it was.*

Chairman Lavery addressed the meeting and stated:

*The video said it was.*

Commissioner Komjathy addressed the meeting and stated:

*If you listen, the video made it seem like it was.*

Joe Linus, Resident of Washington Crossing PA addressed the meeting and stated:

*Which video?*

Chairman Lavery addressed the meeting and stated:

*The video that was played at the beginning of public comments, I don't think you were here for that.*

Joe Linus, Resident of Washington Crossing PA addressed the meeting and stated:

*I was over there. I couldn't understand what was going on. I couldn't understand it was a video, I could barely hear it.*

Pat Caimano from Representative Wendi Thomas' office addressed the meeting and stated:

*I'm sure only one person can speak at one time. My name is Pat Caimano and I work for Representative Wendi Thomas, C-a-i-m- a-n-o, in due respect, this is not political at all. We are working together with other offices as well. It's a big issue of miscommunication. I apologize.*

# DELAWARE RIVER JOINT TOLL BRIDGE COMMISSION

Meeting of October 28, 2019

Joe Linus, Resident of Washington Crossing PA addressed the meeting and stated:

*Can I ask another question? When you issued this contract to your provider, what were some of the terms within the contract? Were the terms of the contract that the Pennsylvania people get treated the same as the New Jersey people?*

Commissioner Ciesla addressed the meeting and stated:

*If they have a transponder, yes. It's the same thing on the other side of the state like when Mr. Resta said, if you bought a New Jersey E-Z Pass through them, you're not going to get the discount from the New York people. You make a choice.*

Joe Linus, Resident of Washington Crossing PA addressed the meeting and stated:

*Did you advertise the contracts?*

Executive Director Resta addressed the meeting and stated:

*Yes.*

Joe Linus, Resident of Washington Crossing PA addressed the meeting and stated:

*To contractors that could provide Pennsylvanians and New Jersey residents with the same discount?*

Executive Director Resta addressed the meeting and stated:

*The toll industry has worked this way since E-ZPass was invented. There is always an advantage to being a home agency transponder holder. This is not new.*

Joe Linus, Resident of Washington Crossing PA addressed the meeting and stated:

*Well, I guess for me a home agency with respect to your bridges is both Pennsylvania and New Jersey. I mean, this is a joint toll bridge commission. This is a joint bridge commission; it is not a New Jersey bridge commission.*

Executive Director Resta addressed the meeting and stated:

*We are not the Pennsylvania Turnpike.*

## DELAWARE RIVER JOINT TOLL BRIDGE COMMISSION

Meeting of October 28, 2019

Chairman Lavery addressed the meeting and stated:

*With all due respect, this should be directed to the Pennsylvania Turnpike because they need to provide the backup that is needed for us. I'm sitting here going, just buy a New Jersey transponder. You're going to pay the same price. You don't get any discount from the Pennsylvania Turnpike, so what's the big deal? It's like, we're American Express. You are Visa card holder.*

Joe Linus, Resident of Washington Crossing PA addressed the meeting and stated:

*Because you are asking thousands and thousands of people to change the way they normally live.*

Chairman Lavery addressed the meeting and stated:

*If the Pennsylvania Turnpike's back office would provide the stuff that we need and then you could get it, but we are the bad guy.*

Commissioner Christy addressed the meeting and stated:

*And the reason why they don't want to do that is they don't want to offer a discount.*

Chairman Lavery addressed the meeting and stated:

*Because they don't offer a discount on any other crossing that you use.*

Commissioner Komjathy addressed the meeting and stated:

*We are offering you a discount. They aren't.*

Commissioner Christy addressed the meeting and stated:

*It's like getting a debit card and paying \$3 every time I use my debit card. Well, I'm at that bank and they are charging me \$3, why do I have that account at the other bank. Go to that bank, if that's where I live, why wouldn't I put that account there?*

Joe Linus, Resident of Washington Crossing PA addressed the meeting and stated:

*Listen, I appreciate your time. I think I understand the problem much better than when I was up here. I do want you to understand you do have a perception problem. Okay. Unfortunately, the people that use your bridge don't understand the complexity of what you explained to me.*

# DELAWARE RIVER JOINT TOLL BRIDGE COMMISSION

Meeting of October 28, 2019

Commissioner Janvey addressed the meeting and stated:

*I think a lot of them do because a bunch of them have changed to the Jersey E-Z Pass.*

Joe Linus, Resident of Washington Crossing PA addressed the meeting and stated:

*I think they changed strictly because it was more expeditious for them to do that then it was for them to come to the Commission meeting and argue.*

Commissioner Janvey addressed the meeting and stated:

*They just simply sent the other one back ordered a new one.*

Joe Linus, Resident of Washington Crossing PA addressed the meeting and stated:

*Thank you very much.*

Chairman Lavery addressed the meeting and stated:

*Thank you.*

Executive Director Resta addressed the meeting and stated:

*Please state your name again, Pat.*

Pat Caimano from Representative Wendi Thomas' office addressed the meeting and stated:

*Pat Caimano. Pat, C-a-i-m-a-n-o, And I work for Representative Wendy Thomas. As I said earlier, we are working together with a variety of offices and, frankly, this has been a lack of communication, or miscommunication because we were not given any of this feedback as to what the problem was or how to resolve it.*

Executive Director Resta addressed the meeting and stated:

*Pat, that's patently not true.*

Pat Caimano from Representative Wendi Thomas' office addressed the meeting and stated:

*Well, I have a letter here.*

Executive Director Resta addressed the meeting and stated:

*I have e-mails between me and you describing the situation. Just read them.*

# DELAWARE RIVER JOINT TOLL BRIDGE COMMISSION

Meeting of October 28, 2019

Pat Caimano from Representative Wendi Thomas' office addressed the meeting and stated:

*My point is not that it was an E-Z Pass problem with Pennsylvania, not the steps that we could be taking to correct the problem.*

Executive Director Resta addressed the meeting and stated:

*That's not true.*

Pat Caimano from Representative Wendi Thomas' office addressed the meeting and stated:

*Well, I don't, I'm sorry. I don't see that in the letter, but I appreciate being here today hearing all the steps from you. If we could have had a meeting, if we could have had a meeting one on one to go over this?*

Executive Director Resta addressed the meeting and stated:

*I've had conversations with the representative one on one.*

Pat Caimano from Representative Wendi Thomas' office addressed the meeting and stated:

*That was the first phone call, and the answer was flat out no.*

Executive Director Resta addressed the meeting and stated:

*That answer wasn't wanted.*

Pat Caimano from Representative Wendi Thomas' office addressed the meeting and stated:

*Monday morning quarterback. We are here now, you know, it's great to have this information and to go forward to kind of correct or resolve. We need to go back to Pennsylvania, and we need to determine what is needed.*

Commissioner Janvey addressed the meeting and stated:

*I would suggest to the representative that she contact the turnpike commission, find out if they will give a discount and then perhaps ask if they will give a discount on their bridges because in my area. I live in Bensalem, if they go to Willow Grove on the turnpike, it's \$1.40. If they gave the same discount for 16 trips, they would save \$9 a month which is definitely, well, obviously, they are more expensive, so it would be more than they'd save here. Most of my residents do take the turnpike to go to Fort Washington, Willow Grove, King of Prussia. King of Prussia, if they go 20 days a month it's like \$160.00 So, maybe if they could get a commuter discount, it would be really good.*

Commissioner Komjathy addressed the meeting and stated:

*I just want to point out to the public that the Commission's public relations staff for months prior to the tolling of this bridge that information was put out through social*

## DELAWARE RIVER JOINT TOLL BRIDGE COMMISSION

Meeting of October 28, 2019

*media, news, clips on YouTube, you name it, about this. So, this was no surprise that this was dropped on anybody. I'm relatively new here as a commissioner, but I know that this has been discussed since this issue came out, and I think our PR staff has been tremendous about getting this information out. I just want to make sure from the New Jersey side that there is this idea that New Jersey was the one that cooked this up to not include Pennsylvania somehow. I got to be bluntly honest with you, this is done on a fair basis. The problem is, that people get this mixed up that this is the New Jersey consortium on the E-Z Pass. That's the only thing that this whole thing has gone sideways on. If this was the PA or something else, we would not be standing here. It's just because we are part of this consortium. Had we been part of the PA Turnpike consortium, it would be a different story, but it's not. So, I would like to clear that up for the record.*

Commissioner Janvey addressed the meeting and stated:

*And, before we put in any toll change, we hold hearings. The representative nor you were at any of the hearings. We discussed all these.*

Pat Caimano from Representative Wendi Thomas' office addressed the meeting and stated:

*She may have not been in office yet.*

Commissioner Janvey addressed the meeting and stated:

*Well, she was still a resident. So, we had what? Two people speak? We must hold these hearings up and down the river, New Jersey and Pennsylvania. There were plenty of explanations at that point.*

Commissioner Komjathy addressed the meeting and stated:

*And I think we would be willing again if this needed.*

Commissioner Janvey addressed the meeting and stated:

*And we will have to.*

Commissioner Komjathy addressed the meeting and stated:

*Just for the public here, if you want, this place is open and I think what we will do is maybe every six months or so if just to give people updates on this, but E-Z Pass stuff has been out there. It's not like we hid anything or did anything.*

Pat Caimano from Representative Wendi Thomas' office addressed the meeting and stated:

*Well, I have not read all of these details that you explained to me and shared with us.*

## DELAWARE RIVER JOINT TOLL BRIDGE COMMISSION

Meeting of October 28, 2019

Executive Director Resta addressed the meeting and stated:

*The process that's just described with toll hearings and any change to the toll structure was e-mailed to your office months ago.*

Pat Caimano from Representative Wendi Thomas' office addressed the meeting and stated:

*That was about the hearing and the process. Correct, but not in terms of the back office, the E-ZPass in Pennsylvania.*

Executive Director Resta addressed the meeting and stated:

*I respectfully disagree. It was specifically written that way.*

Pat Caimano from Representative Wendi Thomas' office addressed the meeting and stated:

*Okay. Let's go forward. Let's work together and see how we go. I have more information now and I think that would be great to go forward and try to resolve this.*

Commissioner Christy addressed the meeting and stated:

*And the four Commissioners from Pennsylvania, don't let the five from New Jersey be done.*

Chairman Lavery addressed the meeting and stated:

*To pass anything you need 3 Commissioners from each state.*

Dan O'Brien from Senator Santarsiero's office addressed the meeting and stated:

*I do want to clear something up. My name is Dan O'Brien from Senator Santarsiero's office. I do want to commend the Bridge Commission for the work that they do with PR. I think a lot of this information has been out there. I did understand everything that you were explaining today. So did Senator Santarsiero. That's why us and Representative Warren are asking with the Bridge Commission and the PA Turnpike Commission to have these conversations. We know how the back offices have worked. That's why we are asking that you, first of all, how can we help to bridge those – that relationship to ensure that those conversations are happening, so that we can figure out a process to then ensure that people that own transponders through the PA Turnpike Commission and New Jersey are able to get access to it. So that's why we want to kind of bring that relationship together so that we can see how to best move it forward to create that process. Okay. Thank you.*

Joe Linus, Resident of Washington Crossing Pennsylvania addressed the meeting and stated:

*How does the Commission derive its revenue? I know there's toll.*



**DELAWARE RIVER JOINT TOLL BRIDGE COMMISSION**

**Meeting of October 28, 2019**

Executive Director Resta addressed the meeting and stated:

*The toll. That's it.*

Joe Linus, Resident of Washington Crossing Pennsylvania addressed the meeting and stated:

*The toll information goes to your processor up in Newark. Your processor then sends something to somebody else that charges a fee. So, they send it either to a New Jersey processor or a Pennsylvania processor.*

Executive Director Resta addressed the meeting and stated:

*Or New Hampshire or California or whoever.*

Joe Linus, Resident of Washington Crossing Pennsylvania addressed the meeting and stated:

*Now, does Pennsylvania and this other processor then send you the money? Where do you get the revenue?*

Executive Director Resta addressed the meeting and stated:

*We get the toll revenue from the other providers. Yes.*

Joe Linus, Resident of Washington Crossing Pennsylvania addressed the meeting and stated:

*So, Pennsylvania sends to you my 1.25?*

Executive Director Resta addressed the meeting and stated:

*The Pennsylvania Turnpike collects our toll from you. The Pennsylvania Turnpike based on a reconciliation, reconciles with us, that they are paying us your toll. They are your customer service provider.*

Joe Linus, Resident of Washington Crossing Pennsylvania addressed the meeting and stated:

*Right. So, my \$1.25 is paid to you by the Pennsylvania Turnpike.*

Executive Director Resta addressed the meeting and stated:

*Our back office provider does not take it directly from your account, because you do not have a home agency transponder, it comes to us when the two providers reconcile.*

Joe Linus, Resident of Washington Crossing Pennsylvania addressed the meeting and stated:

*I'm just trying to understand the mechanics. That's all.*

## DELAWARE RIVER JOINT TOLL BRIDGE COMMISSION

Meeting of October 28, 2019

Tim Thomas, Resident of Upper Makefield addressed the meeting and stated:

*I'm a resident of Upper Makefield. I'm also on the environmental advisory committee. I just wanted to ask, the steel bridge Washington Crossing has been a great barrier because people are terrified of losing their side view mirror. With behavioral economics being what it is and people trying to avoid tolls, we are concerned about the bridge itself and also traffic into our township. I can say anecdotally there is more. I have not talked to the police yet; they are still compiling the data. Is there a long-time plan with the steel bridge? I mean, we love it. We like that it's small. We like that it's narrow, because it prevents people from coming over. But structurally, is there any long-term plans?*

Executive Director Resta addressed the meeting and stated:

*There is a long-term plan for the bridge. We are in the very beginning stages to look at the potential replacement of the bridge. When we started Scudder Falls, it was probably 12 years from the time of concept to the time of construction, so even though it's a smaller bridge and, obviously, it would be a much smaller project, all of the environmental clearances that would have to be garnered before you can actually start work would all apply to Washington Crossing as well. But the steel structure does not last forever, so if that bridge is replaced, it's not basically going to be that Pratt truss that's 15 feet from the other Pratt truss. It is just not designed to today's vehicles and the federal highway standards.*

Tim Thomas, Resident of Upper Makefield addressed the meeting and stated:

*I agree. Do you think, so the historic architectural design will be kept in line?*

Executive Director Resta addressed the meeting and stated:

*It's from 1904. There are several of our bridges that were built in 1904, based on the Pumpkin Flood of 1903 when a lot were washed out. It is unlikely that that same footprint and that same width would be reconstructed. It's essentially not permittable today.*

Tim Thomas, Resident of Upper Makefield addressed the meeting and stated:

*Looks-wise, will it be something pleasing to the eye?*

Executive Director Resta addressed the meeting and stated:

*Looks-wise it probably will not be a replica of the truss. It probably will be a different design, but certainly contextually sensitive. By the way, if there is a new bridge there, the pedestrian pathway would be on the correct side of the bridge for the Washington Crossing event on Christmas.*

Tim Thomas, Resident of Upper Makefield addressed the meeting and stated:

*Well, that's a plus. I think it's absolutely fantastic that there is a walkway/bikeway on the*

# DELAWARE RIVER JOINT TOLL BRIDGE COMMISSION

Meeting of October 28, 2019

*Scudders Falls Bridge to get over to the other side. Fantastic. Thank you for all your work. Appreciate it.*

Executive Director Resta addressed the meeting and stated:

*Thank you.*

Chairman Lavery addressed the meeting and stated:

*Anyone else from the public? Yes, sir?*

Doug Anderson, Resident of Solebury Pa addressed the meeting and stated:

*Doug Anderson from Solebury. Basically, I have a question as to, is there going to be a collection center at this location to pay the tickets that you get toward the toll that are mailed to you?*

Executive Director Resta addressed the meeting and stated:

*No. This is not a payment center, the payment is essentially through the customer service center routinely done on-line or by phone. We don't take cash or anything here. We have, obviously, a toll bridge here, but an E-Z Pass bill is not paid here. We don't have a walk-in customer service center.*

Doug Anderson, Resident of Solebury Pa addressed the meeting and stated:

*Only in New Jersey?*

Executive Director Resta addressed the meeting and stated:

*We have, if you only want to pay in person, it's in New Jersey, yes.*

Doug Anderson, Resident of Solebury Pa addressed the meeting and stated:

*And before this toll went into effect, there was no toll; right?*

Executive Director Resta addressed the meeting and stated:

*On Scudder Falls there was no toll.*

Doug Anderson, Resident of Solebury Pa addressed the meeting and stated:

*So, the whole process was one of either going back to no toll or having a higher toll for Pennsylvania individuals?*

Executive Director Resta addressed the meeting and stated:

*No. Having a toll for a non-toll bridge, that was the thing. It had nothing to do with*

## DELAWARE RIVER JOINT TOLL BRIDGE COMMISSION

### Meeting of October 28, 2019

*having a higher toll. Your toll is the same as anybody else's toll. To get a discount, however, you must be a home agency customer.*

Commissioner Janvey addressed the meeting and stated:

*And cross our bridges 16 times a month.*

Executive Director Resta addressed the meeting and stated:

*16 or more times a month, not just Scudder Falls, any of our bridges.*

Doug Anderson, Resident of Solebury Pa addressed the meeting and stated:

*And you took into effect a lot of individuals who at random go across that bridge not going to work?*

Executive Director Resta addressed the meeting and stated:

*That is the toll-by-plate functionality.*

Doug Anderson, Resident of Solebury Pa addressed the meeting and stated:

*Who chose not to go that way and to go back roads and not go to retail restaurants, et cetera, in New Jersey?*

Executive Director Resta addressed the meeting and stated:

*I don't really understand the question.*

Doug Anderson, Resident of Solebury Pa addressed the meeting and stated:

*In other words, you have an economic impact on businesses in New Jersey if you charge a toll that there was no toll.*

Executive Director Resta addressed the meeting and stated:

*Yes. We were 12 years in analysis through that, and it's actually all on our website, if you want to peruse that, but it's a voluminous set of documents.*

Doug Anderson, Resident of Solebury Pa addressed the meeting and stated:

*The only reason I mention it is seeing different states that have put in different types of tolls with E-ZPass type of transponders, et cetera, how they have affected individuals. Like in Florida, for example, if you have a rental car and you don't pay the toll a head of time and it comes back to the Hertz rental or whatever. The toll is \$17, \$17.50 or \$20 instead of a dollar. And that does have an impact. And you've already considered that?*

## DELAWARE RIVER JOINT TOLL BRIDGE COMMISSION

Meeting of October 28, 2019

Executive Director Resta addressed the meeting and stated:

*Yes*

Doug Anderson, Resident of Solebury Pa addressed the meeting and stated:

*Okay*

Chairman Lavery addressed the meeting and stated:

*Thank you. Anyone else from the public?*

Raymond Daikeler, Resident of Ewing Township addressed the meeting and stated:

*My name is Raymond Daikeler. I'm a resident of Ewing Township in New Jersey. First of all, I want to commend the Commission for your choice of contractors for the Scudder Falls Bridge. The inconveniences have been minimal. They handled the road closures perfectly and they really done a neat job with that massive project. Even though it's going to take a long time, it's going to end up being very nice for us. On the other hand, the Washington Crossing Bridge, I would like you to take another look at the signage for the bridge. Oftentimes I go through the bridge twice a day. Oftentimes I'm held up because somebody with a vehicle too wide with a trailer or whatever is trying to cross the bridge and the guard quick turns on the red light, runs out and now the rest of us are waiting while they are backing this trailer up. The signage is inadequate and it's in the wrong place. By the time people see the sign, they are already committed to the road that leads to the bridge. There is a sign there that is on the road from New Jersey to the bridge. It's been damaged, so it's unreadable and hasn't been replaced for at least six months. So, I think we should have signs well in advance of the bridge so people know what the limitations are for the bridge and don't head down there and hold up the other folks who can legally cross.*

Executive Director Resta addressed the meeting and stated:

*Thank you.*

Chairman Lavery addressed the meeting and stated:

*Anyone else from the public? Hearing none, we will close that.*


### SCHEDULING OF THE NOVEMBER 25, 2019 MEETING

Chairman Lavery addressed the Meeting and stated that the Commission's next meeting will be scheduled to be held Monday, November 25, 2019.


**DELAWARE RIVER JOINT TOLL BRIDGE COMMISSION**

**Meeting of October 28, 2019**

**Prepared and submitted by:**

  
HEATHER MCCONNELL  
Administrative Generalist Executive Offices

**Attested by:**

  
ARNOLD J. CONOLINE  
Assistant Secretary/Treasurer

**Approved by:**

  
JOSEPH J. RESTA  
Executive Director

# **DELAWARE RIVER JOINT TOLL BRIDGE COMMISSION**

**Meeting of October 28, 2019**

## **FINANCE**

The following Pages reflect the reports on those items assigned to the Finance Department. Each item is reported separately and page numbered accordingly.

**DELAWARE RIVER JOINT TOLL BRIDGE COMMISSION**

**Meeting of October 28, 2019**

<b>SUBJECT</b>	<b>DESCRIPTION</b>	<b>PAGE NUMBER</b>
<b>Accounting</b>	<b>Status of Cash Balances at September 30, 2019</b>	<b>1</b>
<b>Accounting</b>	<b>Status of Bond Retirement at September 30, 2019</b>	<b>2-3</b>
<b>Accounting</b>	<b>Status of Investments at September 30, 2019</b>	<b>4-9</b>
<b>Accounting</b>	<b>Status of Toll Traffic and Revenue &amp; Toll Supported Traffic Month of September 2019 Compared with Month of September 2018</b>	<b>10-24</b>
<b>Accounting</b>	<b>Statistical Summary of Expenditures on Toll Bridges and Toll Supported Bridges Accounts for the Period September 1, 2019 through September 30, 2019</b>	<b>25-33</b>
<b>Accounting</b>	<b>Statement of Revenue and Expenses: Nine Months Period ending September 30, 2019</b>	<b>34</b>



**DELAWARE RIVER JOINT TOLL BRIDGE COMMISSION**

**Meeting of October 28, 2019**

**There follows Cash Balances of the Commission at September 30, 2019 for the  
information and review of the Members:**

**COMMISSION CASH DEPOSITS**

Wells Fargo Bank, N. A.

Revenue Fund	9,449,870
Payroll Fund	42,087
Insurance Clearing Account	750,000
<b>TOTAL</b>	<b>\$ 10,241,957</b>

**CASH DEPOSIT GUARANTEES**

<b>Wells Fargo Bank</b>	<b>PA ACT 72</b>	<b>FULL BALANCE</b>
-------------------------	------------------	---------------------

**DELAWARE RIVER JOINT TOLL BRIDGE COMMISSION**

**Meeting of October 28, 2019**

**STATUS OF BRIDGE REVENUE BONDS AT SEPTEMBER 30, 2019**

SERIES 2005A				SERIES 2012A			SERIES 2015			SERIES 2017		
Maturity	Yield	Principal Amount	Maturities & Calls	Yield	Principal Amount	Maturities & Calls	Yield	Principal Amount	Maturities & Calls	Yield	Principal Amount	Maturities & Calls
7/1/2005	2.35%	\$ 330,000	\$ 330,000									
7/1/2006	2.50%	895,000	895,000									
7/1/2007	2.76%	930,000	930,000									
7/1/2008	2.90%	965,000	965,000									
7/1/2009	3.06%	1,005,000	1,005,000									
7/1/2010	3.23%	1,045,000	1,045,000									
7/1/2011	3.39%	1,095,000	1,095,000									
7/1/2012	3.53%	1,150,000	1,150,000									
7/1/2013	3.66%	1,210,000	1,210,000	0.35%	4,435,000	4,435,000						
7/1/2014	3.76%	5,000,000	5,000,000		N/A							
7/1/2015	3.85%	5,220,000	5,220,000		N/A							
7/1/2016	3.96%	5,540,000	5,540,000	0.85%	1,030,000	1,030,000						
7/1/2017	4.02%	5,835,000	5,835,000	1.09%	1,065,000	1,065,000						
7/1/2018	4.04%	6,155,000	6,155,000	1.33%	1,100,000	1,100,000						
7/1/2019	4.09%	6,480,000	6,480,000	1.61%	1,145,000	1,145,000	0	2,410,000	2,410,000			
7/1/2020	4.13%	6,840,000	1,735,000	1.90%	1,195,000		1.62%	2,540,000		1.00%	945,000	
7/1/2021	4.14%	1,825,000	1,825,000	2.14%	6,825,000		1.86%	2,540,000		1.00%	875,000	
7/1/2022	4.19%	1,920,000	1,920,000	2.33%	4,000,000		2.10%	2,695,000		1.81%	1,740,000	
7/1/2022				2.33%	3,165,000							
7/1/2023	4.23%	2,020,000	2,020,000	2.50%	7,445,000		2.34%	2,795,000		2.03%	1,865,000	
7/1/2024	4.35%	2,125,000	2,125,000	2.60%	7,815,000	7,815,000	2.43%	2,935,000		2.31%	1,970,000	
7/1/2025	4.35%	2,235,000	2,235,000	2.67%	8,205,000	8,205,000	2.55%	3,015,000		2.52%	1,070,000	
7/1/2026	4.67%	2,345,000	2,345,000	2.73%	5,000,000	5,000,000	2.73%	3,180,000				
7/1/2026				3.01%	3,620,000	3,620,000						
7/1/2027	4.67%	2,450,000	2,450,000	3.06%	7,015,000	7,015,000	3.10%	4,540,000		2.80%	20,000	
7/1/2027				3.12%	2,000,000							
7/1/2028	4.67%	2,560,000	2,560,000	3.17%	9,355,000	9,355,000	3.28%	3,380,000		2.95%	35,000	
7/1/2029	4.67%	2,675,000	2,675,000	3.21%	1,345,000		3.04%	3,480,000	3,480,000	3.08%	8,380,000	
7/1/2030	4.67%	2,795,000	2,795,000	3.27%	1,385,000		3.10%	3,670,000	3,670,000	3.19%	8,845,000	
7/1/2031		N/A			N/A		3.14%	3,785,000	3,785,000	3.27%	10,765,000	
7/1/2032		N/A			N/A		3.55%	545,000		3.35%	14,735,000	
7/1/2033		N/A			N/A		3.56%	10,595,000		3.41%	15,715,000	
7/1/2034		N/A			N/A		3.60%	11,020,000		3.47%	16,500,000	
7/1/2035		N/A			N/A		3.64%	11,460,000		3.52%	17,325,000	
7/1/2036		N/A			N/A		3.73%	11,920,000		3.56%	18,190,000	
7/1/2037		N/A			N/A			N/A		3.59%	22,015,000	
7/1/2038		N/A			N/A			N/A		3.64%	23,115,000	
7/1/2039		N/A			N/A			N/A		3.64%	24,270,000	
7/1/2040		N/A			N/A			N/A		3.64%	25,485,000	
7/1/2041		N/A			N/A			N/A		3.64%	26,760,000	
7/1/2042		N/A			N/A			N/A		3.64%	28,100,000	
7/1/2043		N/A			N/A			N/A		3.69%	15,930,000	
7/1/2043		N/A			N/A			N/A		4.04%	13,575,000	
7/1/2044		N/A			N/A			N/A		3.69%	16,590,000	
7/1/2044		N/A			N/A			N/A		4.04%	14,255,000	
7/1/2045		N/A			N/A			N/A		3.69%	17,275,000	
7/1/2045		N/A			N/A			N/A		4.04%	14,965,000	
7/1/2046		N/A			N/A			N/A		3.69%	17,990,000	
7/1/2046		N/A			N/A			N/A		4.04%	15,715,000	
7/1/2047		N/A			N/A			N/A		3.69%	18,745,000	
7/1/2047		N/A			N/A			N/A		4.04%	16,490,000	
7/1/2048												
7/1/2049												
		\$ 72,645,000	\$ 67,540,000			\$ 77,145,000 \$ 49,785,000			\$ 86,505,000 \$ 13,345,000			\$ 430,250,000 \$ -

**Footnote:**

Defeased \$39,800,000 of the 2012A Series Bonds using General Reserve Fund.  
 Defeased \$10,935,000 of the 2015 Series Bonds using General Reserve Fund.  
 2019B Series Refunded \$98,400,000 of the 2007B Series Bonds.

**DELAWARE RIVER JOINT TOLL BRIDGE COMMISSION**

**Meeting of October 28, 2019**

**STATUS OF BRIDGE REVENUE BONDS AT SEPTEMBER 30, 2019**

SERIES 2019A				SERIES 2019B			Total	
Maturity	Yield	Principal Amount	Maturities & Calls	Yield	Principal Amount	Maturities & Calls	Average Yield	Remaining Outstanding
7/1/2005								-
7/1/2006								-
7/1/2007								
7/1/2008								
7/1/2009								
7/1/2010								
7/1/2011								
7/1/2012								
7/1/2013								
7/1/2014								
7/1/2015								
7/1/2016								
7/1/2017								
7/1/2018								
7/1/2019								
7/1/2020	5%	505,000		5%	6,015,000		3.74%	16,305,000
7/1/2021	5%	435,000		5%	5,945,000		3.14%	16,620,000
7/1/2022	5%	455,000		5%	6,255,000		3.41%	15,145,000
7/1/2022							2.33%	3,165,000
7/1/2023	5%	480,000		5%	6,565,000		3.35%	19,150,000
7/1/2024	2%	8,015,000		5%	6,830,000		3.13%	19,750,000
7/1/2025	5%	8,170,000		5%	7,195,000		4.48%	19,450,000
7/1/2026	5%	8,585,000		5%	7,515,000		4.63%	19,280,000
7/1/2026								-
7/1/2027	5%	5,800,000		5%	7,880,000		4.52%	18,240,000
7/1/2027							3.12%	2,000,000
7/1/2028	5%	9,410,000		5%	8,300,000		4.72%	21,125,000
7/1/2029	5%	3,725,000		5%	8,670,000		4.16%	22,120,000
7/1/2030	5%	3,930,000		5%	9,045,000		4.21%	23,205,000
7/1/2031	5%	4,055,000		5%	9,520,000		4.23%	24,340,000
7/1/2032	5%	725,000		5%	9,995,000		4.03%	26,000,000
7/1/2033	5%	760,000					3.51%	27,070,000
7/1/2034	5%	800,000					3.56%	28,320,000
7/1/2035	5%	835,000					3.61%	29,620,000
7/1/2036	5%	880,000					3.67%	30,990,000
7/1/2037	5%	925,000					3.65%	22,940,000
7/1/2038	5%	970,000					3.69%	24,085,000
7/1/2039	5%	1,020,000					3.69%	25,290,000
7/1/2040	5%	1,070,000					3.69%	26,555,000
7/1/2041	5%	1,125,000					3.69%	27,885,000
7/1/2042	5%	1,180,000					3.69%	29,280,000
7/1/2043	5%	1,240,000					3.78%	17,170,000
7/1/2043							4.04%	13,575,000
7/1/2044	5%	1,300,000					3.79%	17,890,000
7/1/2044							4.04%	14,255,000
7/1/2045	3%	1,365,000					3.64%	18,640,000
7/1/2045							4.04%	14,965,000
7/1/2046	3%	1,405,000					3.64%	19,395,000
7/1/2046							4.04%	15,715,000
7/1/2047	3%	1,450,000					3.64%	20,195,000
7/1/2047							4.04%	16,490,000
7/1/2048	3%	1,490,000					3.00%	1,490,000
7/1/2049	3%	1,535,000					3.00%	1,535,000
		\$ 73,640,000			\$ 99,730,000			\$ 709,245,000



# Delaware River Joint Toll Bridge Commission

DRJTBC

## Delaware River Joint TBC Purchases Report Sorted by Fund - Maturity Date September 1, 2019 - September 30, 2019

CUSIP	Investment #	Fund	Sec. Type	Issuer	Original Par Value	Purchase Date	Payment Periods	Principal Purchased	Accrued Interest at Purchase	Rate at Purchase	Maturity Date	YTM	Ending Book Value
<b>General Reserve Fund</b>													
89233GD94	10750	01GRF	ACP	TOYOTA	8,300,000.00	09/03/2019	04/09 - At Maturity	8,204,570.75			04/09/2020	1.935	8,216,771.75
912796SR1	10755	01GRF	ATD	USTR	9,870,000.00	09/24/2019	05/21 - At Maturity	9,751,829.75		1.796	05/21/2020	1.839	9,755,276.38
912796TD1	10754	01GRF	ATD	USTR	10,300,000.00	09/12/2019	08/13 - At Maturity	10,132,112.78		1.746	08/13/2020	1.793	10,141,606.40
20271RAP5	10758	01GRF	FAC	COMBKA	5,000,000.00	09/30/2019	03/15 - 09/15	5,035,950.00	5,312.50	2.550	03/15/2021	2.047	5,035,881.52
			<b>Subtotal</b>		<b>33,470,000.00</b>			<b>33,124,463.28</b>	<b>5,312.50</b>				<b>33,149,536.05</b>
<b>Construction Fund 2017</b>													
70708EC94	10756	06CF17	ACP	PFIZER	6,000,000.00	09/20/2019	03/09 - At Maturity	5,943,000.00		2.000	03/09/2020	2.019	5,946,666.67
89233GD94	10751	06CF17	ACP	TOYOTA	3,800,000.00	09/03/2019	04/09 - At Maturity	3,756,309.50			04/09/2020	1.935	3,761,895.50
			<b>Subtotal</b>		<b>9,800,000.00</b>			<b>9,699,309.50</b>	<b>0.00</b>				<b>9,708,562.17</b>
<b>Construction Fund 2019A</b>													
PAINVEST	10752	06CF19A	LA2	PAINV	5,529,709.69	09/03/2019	10/01 - Monthly	5,529,709.69		2.240		2.240	1,047,845.25
89119AAF5	10753	06CF19A	ACP	TORONT	4,500,000.00	09/11/2019	01/15 - At Maturity	4,468,342.50		2.010	01/15/2020	2.024	4,473,367.50
3134GUDZ0	10757	06CF19A	FAC	FHLMC	3,100,000.00	09/27/2019	03/27 - 09/27	3,100,000.00		1.970	09/27/2021	1.970	3,100,000.00
			<b>Subtotal</b>		<b>13,129,709.69</b>			<b>13,098,052.19</b>	<b>0.00</b>				<b>8,621,212.75</b>
		<b>Total Purchases</b>			<b>56,399,709.69</b>			<b>55,921,824.97</b>	<b>5,312.50</b>				<b>51,479,310.97</b>



Delaware River  
Joint Toll Bridge  
Commission

DRJTBC

Delaware River Joint TBC  
Investment Classification  
Sorted by Fund - Maturity Date  
September 30, 2019

CUSIP	Investment #	Fund	Issuer	Investment Class	Par Value	YTM	Maturity Date	Market Price	Market Date	Market Value	Book Value	Reported Value
Debt Service Fund												
38145C752	10113	01DSF	Goldman Sachs Ila Fed Port	Amort	318,539.62	1.231		100.000	09/30/2019	318,539.62	318,539.62	318,539.62
					Subtotal	318,539.62	1.231					
General Reserve Fund												
38145C752	10115	01GRF	Goldman Sachs Ila Fed Port	Amort	0.00	0.822		100.000	09/30/2019	0.00	0.00	0.00
PAINVEST	10050	01GRF	PA Invest	Amort	0.00	2.440		100.000	09/30/2019	0.00	0.00	0.00
PAINVEST	10462	01GRF	PA Invest	Amort	1,972,621.66	2.181		100.000	09/30/2019	1,972,621.66	1,972,621.66	1,972,621.66
3137EADM8	10635	01GRF	Federal Home Loan Mtg Corp	Fair	4,445,000.00	2.720	10/02/2019	100.000	09/30/2019	4,445,000.00	4,444,821.63	4,445,000.00
912796RF8	10637	01GRF	U.S. Treasury	Fair	6,200,000.00	2.624	10/10/2019	99.956	09/30/2019	6,197,278.20	6,196,055.25	6,197,278.20
3135GOR39	10636	01GRF	Federal National Mtg Assn	Fair	10,465,000.00	2.718	10/24/2019	99.942	09/30/2019	10,459,003.56	10,453,721.14	10,459,003.56
3130ACLX0	10517	01GRF	Federal Home Loan Bank	Fair	6,000,000.00	1.625	10/30/2019	99.975	09/30/2019	5,998,500.00	6,000,000.00	5,998,500.00
89114QAV0	10669	01GRF	Toronto Dominion	Fair	5,000,000.00	2.643	11/05/2019	100.008	09/30/2019	5,000,440.00	4,998,160.55	5,000,440.00
912796RM3	10628	01GRF	U.S. Treasury	Fair	8,480,000.00	2.723	11/07/2019	99.825	09/30/2019	8,465,160.00	8,457,055.43	8,465,160.00
961214BK8	10653	01GRF	WestPac Banking Corp	Fair	5,000,000.00	2.904	11/19/2019	100.351	09/30/2019	5,017,560.00	5,012,858.28	5,017,560.00
912796RN1	10656	01GRF	U.S. Treasury	Fair	4,100,000.00	2.566	12/05/2019	99.680	09/30/2019	4,086,900.50	4,081,567.82	4,086,900.50
82124MZB9	10686	01GRF	Sheffield Receivables	Fair	5,000,000.00	2.693	12/11/2019	99.567	09/30/2019	4,978,370.00	4,974,262.50	4,978,370.00
63254AAT5	10652	01GRF	National Australia Bank Ltd	Fair	5,000,000.00	2.900	01/10/2020	100.055	09/30/2019	5,002,785.00	4,991,235.84	5,002,785.00
912796RY7	10674	01GRF	U.S. Treasury	Fair	4,100,000.00	2.552	01/30/2020	99.406	09/30/2019	4,075,670.60	4,065,897.79	4,075,670.60
3130ADN32	10658	01GRF	Federal Home Loan Bank	Fair	3,500,000.00	2.603	02/11/2020	100.072	09/30/2019	3,502,551.50	3,494,060.41	3,502,551.50
64952WBY8	10650	01GRF	New York Life Global	Fair	2,780,000.00	2.841	02/11/2020	99.978	09/30/2019	2,779,413.42	2,771,241.92	2,779,413.42
3133EKA3	10667	01GRF	Federal Farm Credit Bank	Fair	6,000,000.00	2.540	02/12/2020	100.230	09/30/2019	6,013,848.00	5,999,995.60	6,013,848.00
912796TF6	10744	01GRF	U.S. Treasury	Fair	11,000,000.00	1.900	02/13/2020	99.336	09/30/2019	10,927,037.00	10,923,419.37	10,927,037.00
313384UF4	10745	01GRF	Federal Home Loan Bank	Fair	3,000,000.00	1.790	03/13/2020	99.183	09/30/2019	2,975,490.00	2,976,083.32	2,975,490.00
742651DU3	10673	01GRF	Private Expt Fdg	Fair	1,904,000.00	2.568	03/15/2020	100.238	09/30/2019	1,908,531.52	1,901,337.49	1,908,531.52
85325T6B6	10749	01GRF	Standard Chart NY	Fair	6,100,000.00	2.030	03/20/2020	99.978	09/30/2019	6,098,700.70	6,100,000.00	6,098,700.70
89233GD94	10750	01GRF	TOYOTA Motor Credit CP	Fair	8,300,000.00	1.934	04/09/2020	98.942	09/30/2019	8,212,244.10	8,216,771.75	8,212,244.10
912796SR1	10755	01GRF	U.S. Treasury	Fair	9,870,000.00	1.838	05/21/2020	98.869	09/30/2019	9,758,370.30	9,755,276.38	9,758,370.30
90327QD22	10689	01GRF	USAA CAP CORP	Fair	3,300,000.00	2.537	07/01/2020	100.628	09/30/2019	3,320,740.50	3,311,689.07	3,320,740.50
912796TD1	10754	01GRF	U.S. Treasury	Fair	10,300,000.00	1.792	08/13/2020	98.487	09/30/2019	10,144,222.80	10,141,606.40	10,144,222.80
64952WCV3	10700	01GRF	New York Life Global	Fair	5,700,000.00	2.106	09/28/2020	100.007	09/30/2019	5,700,427.50	5,691,272.33	5,700,427.50
59217GCL1	10672	01GRF	METLIFE	Fair	6,000,000.00	2.893	01/08/2021	100.497	09/30/2019	6,029,832.00	5,963,825.42	6,029,832.00
20271RAP5	10758	01GRF	Commonwealth Bank Australia	Fair	5,000,000.00	2.046	03/15/2021	100.711	09/30/2019	5,035,560.00	5,035,881.52	5,035,560.00

Portfolio DRJ  
AP  
IC (PRF\_JC) 7.1.1  
Report Ver. 7.3.2



Delaware River Joint TBC  
Investment Classification  
September 30, 2019

CUSIP	Investment #	Fund	Issuer	Investment Class	Par Value	YTM	Maturity Date	Market Price	Market Date	Market Value	Book Value	Reported Value
<b>General Reserve Fund</b>												
3134GTBG7	10682	01GRF	Federal Home Loan Mtg Corp	Fair	2,500,000.00	2.400	04/01/2021	100.451	09/30/2019	2,511,295.00	2,500,000.00	2,511,295.00
3134GTH30	10701	01GRF	Federal Home Loan Mtg Corp	Fair	2,000,000.00	2.000	07/22/2021	100.318	09/30/2019	2,006,364.00	2,000,000.00	2,006,364.00
86960BAQ5	10679	01GRF	Svenska Handelsbanken	Fair	6,191,000.00	2.859	09/07/2021	99.686	09/30/2019	6,171,578.83	6,077,938.95	6,171,578.83
89233P5F99	10677	01GRF	TOYOTA Motor Credit CP	Fair	1,400,000.00	2.680	09/15/2021	103.033	09/30/2019	1,442,466.20	1,418,916.11	1,442,466.20
63245AAU2	10676	01GRF	National Australia Bank Ltd	Fair	3,200,000.00	3.096	01/10/2022	101.741	09/30/2019	3,255,731.20	3,179,459.29	3,255,731.20
3134GTG72	10704	01GRF	Federal Home Loan Mtg Corp	Fair	3,700,000.00	2.125	01/24/2022	100.202	09/30/2019	3,707,496.20	3,700,000.00	3,707,496.20
78012KZG5	10678	01GRF	Royal Bank of Canada	Fair	5,000,000.00	2.698	02/01/2022	101.919	09/30/2019	5,095,965.00	5,005,616.28	5,095,965.00
57629WCD0	10681	01GRF	Mass Mutual Global	Fair	5,000,000.00	2.599	04/13/2022	101.223	09/30/2019	5,061,175.00	4,987,890.11	5,061,175.00
<b>Subtotal</b>					<b>177,507,621.66</b>	<b>2.383</b>				<b>177,358,330.29</b>	<b>176,800,539.61</b>	<b>177,358,330.29</b>
<b>Operating Fund</b>												
38145C752	10108	01OF	Goldman Sachs Ila Fed Port	Amort	18,592.37	1.231		100.000	09/30/2019	18,592.37	18,592.37	18,592.37
912796RY7	10660	01OF	U.S. Treasury	Fair	6,180,000.00	2.547	01/30/2020	99.406	09/30/2019	6,143,327.88	6,128,756.30	6,143,327.88
<b>Subtotal</b>					<b>6,198,592.37</b>	<b>2.543</b>				<b>6,161,920.25</b>	<b>6,147,348.67</b>	<b>6,161,920.25</b>
<b>Reserve Maintenance Fund</b>												
38145C752	10106	01RMF	Goldman Sachs Ila Fed Port	Amort	22,867.41	1.231		100.000	09/30/2019	22,867.41	22,867.41	22,867.41
912796RY7	10661	01RMF	U.S. Treasury	Fair	5,000,000.00	2.547	01/30/2020	99.406	09/30/2019	4,970,330.00	4,958,540.69	4,970,330.00
<b>Subtotal</b>					<b>5,022,867.41</b>	<b>2.541</b>				<b>4,993,197.41</b>	<b>4,981,408.10</b>	<b>4,993,197.41</b>
<b>Scudder Falls Insurance Reserv</b>												
38145C752	10506	01SFIR	Goldman Sachs Ila Fed Port	Amort	29,235.59	0.001		100.000	09/30/2019	29,235.59	29,235.59	29,235.59
912796RY7	10714	01SFIR	U.S. Treasury	Fair	4,094,000.00	2.027	01/30/2020	99.406	09/30/2019	4,069,706.20	4,066,754.43	4,069,706.20
<b>Subtotal</b>					<b>4,123,235.59</b>	<b>2.013</b>				<b>4,098,941.79</b>	<b>4,095,990.02</b>	<b>4,098,941.79</b>
<b>Debt Service Reserve 2005A</b>												
38145C752	10110	05DSRF05	Goldman Sachs Ila Fed Port	Amort	142,940.80	1.231		100.000	09/30/2019	142,940.80	142,940.80	142,940.80
912796RY7	10662	05DSRF05	U.S. Treasury	Fair	980,000.00	2.547	01/30/2020	99.406	09/30/2019	974,184.68	971,873.98	974,184.68
912796RY7	10706	05DSRF05	U.S. Treasury	Fair	1,900,000.00	2.020	01/30/2020	99.406	09/30/2019	1,888,725.40	1,887,400.19	1,888,725.40
<b>Subtotal</b>					<b>3,022,940.80</b>	<b>2.153</b>				<b>3,005,850.88</b>	<b>3,002,214.97</b>	<b>3,005,850.88</b>
<b>Construction Fund 2017</b>												
38145C752	10424	06CF17	Goldman Sachs Ila Fed Port	Amort	0.00	0.001		100.000	09/30/2019	0.00	0.00	0.00
PAINVEST	10463	06CF17	PA Invest	Amort	2,938,602.29	2.181		100.000	09/30/2019	2,938,602.29	2,938,602.29	2,938,602.29
55607LX17	10694	06CF17	Macquarie Group	Fair	10,500,000.00	2.429	10/01/2019	100.000	09/30/2019	10,500,000.00	10,500,000.00	10,500,000.00
30229BXF9	10695	06CF17	Exxon Mobil	Fair	10,000,000.00	2.271	10/15/2019	99.918	09/30/2019	9,991,830.00	9,991,230.54	9,991,830.00

Delaware River Joint TBC  
Investment Classification  
September 30, 2019

Page 3

CUSIP	Investment #	Fund	Issuer	Investment Class	Par Value	YTM	Maturity Date	Market Price	Market Date	Market Value	Book Value	Reported Value
<b>Construction Fund 2017</b>												
05971SXH0	10692	06CF17	BANCO SANTANDER	Fair	10,000,000.00	2.506	10/17/2019	99.909	09/30/2019	9,990,970.00	9,988,977.78	9,990,970.00
59157UXV7	10693	06CF17	METLIFE	Fair	7,000,000.00	2.528	10/29/2019	99.841	09/30/2019	6,986,926.00	6,986,388.89	6,988,926.00
2254EBCY9	10684	06CF17	Credit Suisse 355	Fair	3,500,000.00	2.608	11/12/2019	99.754	09/30/2019	3,491,400.50	3,489,669.16	3,491,400.50
89119BYNO	10699	06CF17	Toronto Dominion	Fair	7,700,000.00	2.209	11/22/2019	99.702	09/30/2019	7,677,092.50	7,675,642.33	7,677,092.50
313312PS3	10647	06CF17	Federal Farm Credit Bank	Fair	4,000,000.00	2.641	11/25/2019	99.713	09/30/2019	3,988,524.00	3,984,355.55	3,988,524.00
82124MZB9	10687	06CF17	Sheffield Receivables	Fair	8,000,000.00	2.693	12/11/2019	99.567	09/30/2019	7,965,392.00	7,958,820.00	7,965,392.00
82124MZD5	10680	06CF17	Sheffield Receivables	Fair	5,000,000.00	2.755	12/13/2019	99.555	09/30/2019	4,977,760.00	4,973,030.55	4,977,760.00
85324UZT3	10705	06CF17	Standard Chart	Fair	6,700,000.00	2.210	12/27/2019	99.487	09/30/2019	6,665,669.20	6,664,540.26	6,665,669.20
40434PA97	10685	06CF17	HSBC USA Inc	Fair	6,000,000.00	2.666	01/09/2020	99.431	09/30/2019	5,965,878.00	5,957,000.01	5,965,878.00
05971RAP9	10746	06CF17	BANCO SANTANDER	Fair	5,000,000.00	2.068	01/23/2020	99.342	09/30/2019	4,967,125.00	4,967,541.67	4,967,125.00
912796TF6	10743	06CF17	U.S. Treasury	Fair	1,000,000.00	1.900	02/13/2020	99.336	09/30/2019	993,367.00	993,038.12	993,367.00
912796TF6	10747	06CF17	U.S. Treasury	Fair	2,850,000.00	1.873	02/13/2020	99.336	09/30/2019	2,831,095.95	2,830,427.99	2,831,095.95
19121ABU4	10698	06CF17	Coca Cola	Fair	4,000,000.00	2.162	02/28/2020	99.150	09/30/2019	3,966,008.00	3,964,999.99	3,966,008.00
70708EC94	10756	06CF17	Pfizer Inc	Fair	6,000,000.00	2.019	03/09/2020	99.088	09/30/2019	5,945,292.00	5,946,666.67	5,945,292.00
85325T6B6	10748	06CF17	Standard Chart NY	Fair	5,000,000.00	2.030	03/20/2020	99.978	09/30/2019	4,998,935.00	5,000,000.00	4,998,935.00
89233GD94	10751	06CF17	TOYOTA Motor Credit CP	Fair	3,800,000.00	1.934	04/09/2020	98.942	09/30/2019	3,759,822.60	3,761,895.50	3,759,822.60
3134GTHG7	10683	06CF17	Federal Home Loan Mtg Corp	Fair	2,500,000.00	2.400	04/01/2021	100.451	09/30/2019	2,511,295.00	2,500,000.00	2,511,295.00
3134GTH30	10702	06CF17	Federal Home Loan Mtg Corp	Fair	3,000,000.00	2.000	07/22/2021	100.318	09/30/2019	3,009,546.00	3,000,000.00	3,009,546.00
3134GTG72	10703	06CF17	Federal Home Loan Mtg Corp	Fair	3,300,000.00	2.125	01/24/2022	100.202	09/30/2019	3,306,685.80	3,300,000.00	3,306,685.80
<b>Subtotal</b>					<b>117,788,602.29</b>	<b>2.335</b>				<b>117,431,216.84</b>	<b>117,372,827.30</b>	<b>117,431,216.84</b>

**Construction Fund 2019A**

38145C752	10713	06CF19A	Goldman Sachs Ila Fed Port	Amort	0.00	1.231		100.000	09/30/2019	0.00	0.00	0.00
PAINVEST	10752	06CF19A	PA Invest	Amort	1,047,845.25	2.240		100.000	09/30/2019	1,047,845.25	1,047,845.25	1,047,845.25
912796RF8	10721	06CF19A	U.S. Treasury	Fair	8,000,000.00	2.047	10/10/2019	99.956	09/30/2019	7,995,974.99	7,995,974.99	7,996,488.00
912796RM3	10722	06CF19A	U.S. Treasury	Fair	8,000,000.00	2.023	11/07/2019	99.825	09/30/2019	7,986,000.00	7,983,674.77	7,986,000.00
912796RN1	10723	06CF19A	U.S. Treasury	Fair	8,000,000.00	2.017	12/05/2019	99.680	09/30/2019	7,974,440.00	7,971,449.64	7,974,440.00
89119AAF5	10753	06CF19A	Toronto Dominion	Fair	4,500,000.00	2.024	01/15/2020	99.398	09/30/2019	4,472,928.00	4,473,367.50	4,472,928.00
912796SH3	10739	06CF19A	U.S. Treasury	Fair	3,500,000.00	1.804	03/26/2020	99.129	09/30/2019	3,469,539.50	3,469,661.69	3,469,539.50
912796SM2	10740	06CF19A	U.S. Treasury	Fair	4,000,000.00	1.807	04/23/2020	99.001	09/30/2019	3,960,056.00	3,959,797.22	3,960,056.00
912796SR1	10741	06CF19A	U.S. Treasury	Fair	4,000,000.00	1.806	05/21/2020	98.869	09/30/2019	3,954,760.00	3,954,357.89	3,954,760.00
912796SV2	10742	06CF19A	U.S. Treasury	Fair	4,000,000.00	1.801	06/18/2020	98.733	09/30/2019	3,949,352.00	3,949,073.10	3,949,352.00
3135G0T60	10736	06CF19A	Federal National Mtg Assn	Fair	3,000,000.00	1.802	07/30/2020	99.753	09/30/2019	2,992,617.00	2,992,557.71	2,992,617.00
3136G3BS3	10737	06CF19A	Federal National Mtg Assn	Fair	2,000,000.00	1.785	09/16/2020	99.658	09/30/2019	1,993,176.00	1,993,660.69	1,993,176.00
3136G3SV3	10738	06CF19A	Federal National Mtg Assn	Fair	2,000,000.00	1.785	09/28/2020	99.546	09/30/2019	1,990,922.00	1,991,486.52	1,990,922.00
3130AVGA0	10735	06CF19A	Federal Home Loan Bank	Fair	3,000,000.00	2.129	11/06/2020	99.876	09/30/2019	2,996,298.00	3,000,000.00	2,996,298.00

Portfolio DRJ

AP

IC (PRF\_IC) 7.1.1

Report Ver. 7.3.2

Data Updated: ~REPORT~: 10/04/2019 10:02

Run Date: 10/04/2019 - 10:03

**Delaware River Joint TBC  
Investment Classification  
September 30, 2019**

Page 4

CUSIP	Investment #	Fund	Issuer	Investment Class	Par Value	YTM	Maturity Date	Market Price	Market Date	Market Value	Book Value	Reported Value
<b>Construction Fund 2019A</b>												
05253JAK7	10718	06CF19A	Aust & NZ Banking Group	Fair	2,000,000.00	2.065	11/16/2020	100.766	09/30/2019	2,015,320.00	2,013,981.30	2,015,320.00
92826CAB8	10724	06CF19A	Visa Inc	Fair	4,417,000.00	1.899	12/14/2020	100.365	09/30/2019	4,433,148.55	4,431,696.93	4,433,148.55
3130AGUK9	10715	06CF19A	Federal Home Loan Bank	Fair	4,000,000.00	2.150	02/05/2021	100.199	09/30/2019	4,007,996.00	4,000,000.00	4,007,996.00
86960BAL6	10726	06CF19A	Svenska Handelsbanken	Fair	3,000,000.00	2.086	03/30/2021	100.560	09/30/2019	3,016,809.00	3,015,952.22	3,016,809.00
037833AR1	10717	06CF19A	Apple Inc	Fair	2,500,000.00	1.909	05/06/2021	101.643	09/30/2019	2,541,087.50	2,536,713.29	2,541,087.50
9032TQCY3	10728	06CF19A	USAA CAP CORP	Fair	2,330,000.00	2.017	06/01/2021	100.056	09/30/2019	2,331,311.79	2,329,295.66	2,331,311.79
3134GTV75	10716	06CF19A	Federal Home Loan Mtg Corp	Fair	3,000,000.00	2.100	08/05/2021	100.177	09/30/2019	3,005,319.00	3,000,000.00	3,005,319.00
64952WDA8	10719	06CF19A	New York Life Global	Fair	2,000,000.00	2.076	08/06/2021	102.249	09/30/2019	2,042,264.44	2,042,264.44	2,042,264.44
3134GUDZ0	10757	06CF19A	Federal Home Loan Mtg Corp	Fair	3,100,000.00	1.970	09/27/2021	99.977	09/30/2019	3,099,299.40	3,100,000.00	3,099,299.40
771196BM3	10725	06CF19A	ROCHE HLDGS INC	Fair	3,000,000.00	2.228	01/28/2022	99.559	09/30/2019	2,986,785.00	2,979,759.99	2,986,785.00
78012KZG6	10720	06CF19A	Royal Bank of Canada	Fair	1,500,000.00	2.057	02/01/2022	101.919	09/30/2019	1,528,789.50	1,523,524.69	1,528,789.50
<b>Subtotal</b>					<b>85,894,845.25</b>	<b>1.982</b>				<b>85,795,277.49</b>	<b>85,756,095.49</b>	<b>85,795,277.49</b>
<b>Clearing Fund 2019A</b>												
38145C752	10711	06CLEAR19	Goldman Sachs Ila Fed Port	Amort	61,105.99	1.231		100.000	09/30/2019	61,105.99	61,105.99	61,105.99
<b>Subtotal</b>					<b>61,105.99</b>	<b>1.231</b>				<b>61,105.99</b>	<b>61,105.99</b>	<b>61,105.99</b>
<b>Debt Service Reserve Fund 2012</b>												
38145C752	10260	06DSRF12A	Goldman Sachs Ila Fed Port	Amort	159,606.24	1.231		100.000	09/30/2019	159,606.24	159,606.24	159,606.24
912796RY7	10663	06DSRF12A	U.S. Treasury	Fair	1,000,000.00	2.547	01/30/2020	99.406	09/30/2019	994,066.00	991,708.14	994,066.00
912796RY7	10707	06DSRF12A	U.S. Treasury	Fair	1,750,000.00	2.020	01/30/2020	99.406	09/30/2019	1,739,615.50	1,738,394.92	1,739,615.50
<b>Subtotal</b>					<b>2,909,606.24</b>	<b>2.158</b>				<b>2,893,287.74</b>	<b>2,889,709.30</b>	<b>2,893,287.74</b>
<b>Debt Service Reserve Fund 2015</b>												
38145C752	10349	06DSRF15	Goldman Sachs Ila Fed Port	Amort	235,020.69	1.231		100.000	09/30/2019	235,020.69	235,020.69	235,020.69
912796RY7	10664	06DSRF15	U.S. Treasury	Fair	5,700,000.00	2.547	01/30/2020	99.406	09/30/2019	5,666,176.20	5,652,736.39	5,666,176.20
912796RY7	10708	06DSRF15	U.S. Treasury	Fair	4,000,000.00	2.020	01/30/2020	99.406	09/30/2019	3,976,264.00	3,973,474.09	3,976,264.00
<b>Subtotal</b>					<b>9,935,020.69</b>	<b>2.303</b>				<b>9,877,460.89</b>	<b>9,861,231.17</b>	<b>9,877,460.89</b>
<b>Debt Service Reserve Fund 2017</b>												
38145C752	10425	06DSRF17	Goldman Sachs Ila Fed Port	Amort	332,531.58	1.231		100.000	09/30/2019	332,531.58	332,531.58	332,531.58
912796RY7	10666	06DSRF17	U.S. Treasury	Fair	26,500,000.00	2.547	01/30/2020	99.406	09/30/2019	26,342,749.00	26,280,265.68	26,342,749.00
912796RY7	10709	06DSRF17	U.S. Treasury	Fair	4,400,000.00	2.020	01/30/2020	99.406	09/30/2019	4,373,890.40	4,370,821.50	4,373,890.40
<b>Subtotal</b>					<b>31,232,531.58</b>	<b>2.459</b>				<b>31,049,170.98</b>	<b>30,983,618.76</b>	<b>31,049,170.98</b>

Portfolio DRJ  
AP  
IC (PRF\_IC) 7.1.1  
Report Ver. 7.3.2



Delaware River Joint TBC  
Investment Classification  
September 30, 2019

Page 5

CUSIP	Investment #	Fund	Issuer	Investment Class	Par Value	YTM	Maturity Date	Market Price	Market Date	Market Value	Book Value	Reported Value
<b>Debt Service Reserve Fund 19A</b>												
38145C752	10712	06DSRF19A	Goldman Sachs IIa Fed Port	Amort	137,134.36	1.231		100.000	09/30/2019	137,134.36	137,134.36	137,134.36
912796RY7	10729	06DSRF19A	U.S. Treasury	Fair	3,750,000.00	1.982	01/30/2020	99.406	09/30/2019	3,727,747.50	3,725,592.02	3,727,747.50
				<b>Subtotal</b>	<b>3,887,134.36</b>	<b>1.955</b>				<b>3,864,881.86</b>	<b>3,862,726.38</b>	<b>3,864,881.86</b>
				<b>Total</b>	<b>447,902,643.85</b>	<b>2.290</b>				<b>446,909,182.03</b>	<b>446,133,355.38</b>	<b>446,909,182.03</b>

**DELAWARE RIVER JOINT TOLL BRIDGE COMMISSION**  
**Meeting of October 28, 2019**  
**TOLL TRAFFIC AND REVENUE STATISTICS (September, 2019)**

**Summary:** The Commission experienced an increase in total toll revenue for September 2019 in comparison to the September 2018 traffic and revenue statistics. Total toll traffic also reflected an increase for the month. It should be noted the Scudder Falls Bridge began toll collections on July 14, 2019.

**Analysis of September 2019 / September 2018 toll revenue data comparison:**

- An overall toll revenue increase of 21.08 percent was recorded at the Commission's eight toll bridges for the month.
- Commercial-vehicle toll revenue reflected a 16.63 percent increase.
- Passenger-vehicle toll revenue generated a 33.32 percent increase.

**Analysis of September 2019 / September 2018 traffic data comparison:**

- Total toll traffic increased by 774,846 vehicles, or 23.12 percent for the month.
- Commercial-vehicle traffic increased by 81,745 vehicles, or 17.66 percent.
- Passenger-vehicle toll traffic increased by 693,101 vehicles, or 23.99 percent.
- Average daily toll traffic for the Commission's eight toll bridges for September 2019 was 137,559 total vehicles as compared to 111,730 total vehicles in September 2018.
- Total recorded westbound traffic volume at the 11 vehicular toll supported bridges for September 2019 decreased by 739,694 vehicles, or 29.37 percent as compared to September 2018. It should be noted that the Scudder Falls Bridge converted from a toll supported bridge to a toll bridge on July 14, 2019.

**Traffic analysis for 2019 YTD:**

- Total YTD toll traffic for the eight toll bridges is reflecting a 7.75 percent increase for the first nine months of 2019 as compared to the same period in 2018. Toll Revenue is reflecting a 7.52% increase for this same nine month period.
- Westbound traffic on the eleven toll supported bridges is reflecting a 8.87 percent decrease through the first nine months of 2019 as compared to last year.

## **REGION REVIEW:**

### **Southern Region**

Total toll traffic at Trenton-Morrisville (TM) reflected an 8.08 percent increase for September 2019 when compared to September 2018 as the result of increases of 52,686 cars and 9,320 trucks. The new Scudder Falls Bridge began collecting tolls on Sunday, July 14, 2019. Total passenger vehicles of 670,587 and total trucks of 40,502 were recorded for this second full month of the SFB's operation as a toll facility. At New Hope-Lambertville (NHL), a decrease of 955 cars and an increase of 348 trucks combined to generate a decrease of 0.37 percent in total toll traffic for September 2019 as compared to September 2018.

### **Central Region**

The I-78 Toll Bridge recorded an increase of 0.80 percent in total toll traffic for the month of September 2019 when compared to September 2018 as the result of the decrease of 10,532 cars and the increase of 18,189 trucks. At the Easton-Phillipsburg (EP) Toll Bridge, combined increases of 5,360 passenger vehicles and 1,379 trucks generated a 1.54 percent increase in total toll traffic for September 2019 as compared to September 2018.

### **Northern Region**

Portland-Columbia (PC) recorded a 1.53 percent increase in total toll traffic during September 2019 compared to September 2018 as a result of the increases of 219 automobiles and 1,409 trucks. At the Delaware Water Gap (DWG) Toll Bridge, the decrease of 11,369 passenger vehicles and the increase of 9,859 trucks combined to generate an overall decrease of 0.19 percent in total toll traffic for September 2019 when compared to September 2018. At Milford-Montague (MM), a decrease of 12,895 passenger vehicles combined with an increase of 739 trucks to produce a 10.33 percent decrease in total toll traffic for the month of September 2019 as compared to September 2018.

### **E-ZPass Penetration Rates**

The table below provides a comparison of the *E-ZPass* penetration rates for the Commission's eight (8) toll bridges for the months of September, 2019 and September 2018, and the year-to-date periods ending September 30, 2019 and September 30, 2018.

		<b><i>E-ZPass</i> PENETRATION RATES</b>					
		<b>Sept 2019</b>	<b>Sept 2018</b>	<b>Change in Monthly Percentage</b>	<b>YTD 2019</b>	<b>YTD 2018</b>	<b>Change in YTD Percentage</b>
<b>All Toll Bridges</b>	Cars	74.18	69.65	4.53	71.72	69.32	2.40
	Trucks	90.11	89.10	1.01	90.27	88.58	1.69
	<b>Total</b>	76.29	72.33	3.96	74.32	72.04	2.28
<b>Trenton - Morrisville</b>	Cars	69.04	67.57	1.47	68.64	67.22	1.42
	Trucks	90.55	90.78	-0.23	91.48	89.40	2.08
	<b>Total</b>	70.70	69.23	1.47	70.31	68.73	1.58
<b>Scudder Falls</b>	Cars	87.68	<i>n/a</i>	<i>n/a</i>	85.60	<i>n/a</i>	<i>n/a</i>
	Trucks	83.60	<i>n/a</i>	<i>n/a</i>	81.69	<i>n/a</i>	<i>n/a</i>
	<b>Total</b>	87.44	<i>n/a</i>	<i>n/a</i>	85.36	<i>n/a</i>	<i>n/a</i>
<b>New Hope - Lambertville</b>	Cars	85.05	83.24	1.81	84.40	82.89	1.51
	Trucks	88.20	86.84	1.36	88.05	84.86	3.19
	<b>Total</b>	85.25	83.46	1.79	84.63	83.01	1.62
<b>I-78</b>	Cars	73.30	71.83	1.47	72.99	71.37	1.62
	Trucks	91.26	89.40	1.86	90.92	88.94	1.98
	<b>Total</b>	78.16	76.29	1.87	77.76	75.98	1.78
<b>Easton - Phillipsburg</b>	Cars	70.64	69.27	1.37	69.98	69.05	0.93
	Trucks	85.28	84.62	0.66	84.38	83.44	0.94
	<b>Total</b>	71.52	70.16	1.36	70.81	69.86	0.95
<b>Portland - Columbia</b>	Cars	63.74	62.68	1.06	63.96	63.22	0.74
	Trucks	92.14	91.59	0.55	91.79	91.24	0.55
	<b>Total</b>	66.29	64.93	1.36	66.45	65.42	1.03
<b>Delaware Water Gap</b>	Cars	70.01	68.93	1.08	70.25	68.48	1.77
	Trucks	90.84	88.93	1.91	90.67	88.87	1.80
	<b>Total</b>	73.35	71.88	1.47	73.45	71.60	1.85
<b>Milford - Montague</b>	Cars	65.71	62.16	3.55	65.48	63.15	2.33
	Trucks	82.74	78.42	4.32	82.41	78.96	3.45
	<b>Total</b>	66.31	62.57	3.74	66.02	63.58	2.44

DELAWARE RIVER JOINT TOLL BRIDGE COMMISSION

ALL TOLL BRIDGES

COMPARATIVE STATEMENT OF TOLL TRAFFIC AND REVENUE

SEPTEMBER 2019

JANUARY 1, 2018			JANUARY 1, 2019			MONTH OF			MONTH OF		
SEPTEMBER 30, 2018			SEPTEMBER 30, 2019			SEPTEMBER 2019			SEPTEMBER 2018		
273 DAYS			273 DAYS			30 DAYS			30 DAYS		
NUMBER OF VEHICLES	TOTAL REVENUE		NUMBER OF VEHICLES	TOTAL REVENUE	VEHICLE CLASS	NUMBER OF VEHICLES	TOTAL REVENUE		NUMBER OF VEHICLES	TOTAL REVENUE	
25,986,028	\$ 26,151,020.00		28,033,730	\$ 28,995,422.10	Passenger	3,582,164	\$ 3,886,547.40		2,889,063	\$ 2,910,252.00	
-	(934,039.25)		-	(1,007,583.00)	Discounts *	-	(150,114.05)		-	(107,701.60)	
25,986,028	\$ 25,216,980.75		28,033,730	\$ 27,987,839.10	TOTAL PASSENGER	3,582,164	\$ 3,736,433.35		2,889,063	\$ 2,802,550.40	
643,447	4,142,935.55		767,479	4,972,223.15	2-Axle Trucks	-	-		73,798	475,103.20	
343,527	4,065,511.20		327,510	3,770,594.54	3-Axle Trucks	38,262	455,848.28		34,452	407,601.60	
386,243	6,077,368.00		385,317	6,074,691.90	4-Axle Trucks	48,737	772,827.00		39,967	629,243.20	
2,803,590	54,926,590.00		2,995,354	58,748,518.59	5-Axle Trucks	349,638	6,876,902.29		304,914	5,972,604.00	
86,575	2,019,624.00		93,854	2,181,575.70	6-Axle Trucks	10,639	247,310.70		9,382	218,395.20	
3,631	108,125.80		2,669	81,434.13	7-Axle Trucks	239	7,250.95		334	10,101.20	
-	-		-	-	Permits	-	-		-	-	
4,267,013	\$ 71,340,154.55		4,562,498	\$ 75,829,038.01	TOTAL TRUCKS	544,592	\$ 8,995,777.92		462,847	\$ 7,713,048.40	
30,253,041	\$ 96,557,135.30		32,596,228	\$ 103,816,877.11	TOTAL TOLL VEHICLES	4,126,756	\$ 12,732,211.27		3,351,910	\$ 10,515,598.80	
110,817	\$ 353,689.14		119,400.10	\$ 380,281.60	DAILY AVERAGE	137,559	\$ 424,407.04		111,730	\$ 350,519.96	

Rate Change	
Traffic (toll)	7.75%
Autos	7.88%
Trucks	6.92%
Revenue	7.52%
Autos	10.99%
Trucks	6.29%

Rate Change	
Traffic (toll)	23.12%
Autos	23.99%
Trucks	17.68%
Revenue	21.08%
Autos	33.32%
Trucks	16.63%

NOTE: The Scudder Falls Toll Bridge began toll collections on Sunday, July 14, 2019. SFB traffic and toll revenue for July 14, 2019 thru July 31, 2019 is included in the monthly and YTD totals and calculations above. Prior to July 14, 2019, the Scudder Falls Bridge operated as a toll-supported bridge.

\* Discounts represents rebates for commuter discounts earned when a customer crosses the Commission's bridges 20 times in a 35 day period, as well as discounts for employee's, and Commission vehicle's non-revenue crossings.

DELAWARE RIVER JOINT TOLL BRIDGE COMMISSION

TRENTON - MORRISVILLE TOLL BRIDGE

COMPARATIVE STATEMENT OF TOLL TRAFFIC AND REVENUE

SEPTEMBER 2019

JANUARY 1, 2018 SEPTEMBER 30, 2018 273 DAYS		JANUARY 1, 2019 SEPTEMBER 30, 2019 273 DAYS		MONTH OF SEPTEMBER 2019 30 DAYS		MONTH OF SEPTEMBER 2018 30 DAYS		
NUMBER OF VEHICLES	TOTAL REVENUE	NUMBER OF VEHICLES	TOTAL REVENUE	VEHICLE CLASS	NUMBER OF VEHICLES	TOTAL REVENUE	NUMBER OF VEHICLES	TOTAL REVENUE
6,508,265	\$ 6,529,923.00 (200,641.09)	6,751,219	\$ 6,777,127.00 (227,559.50)	Passenger Discounts *	765,205	\$ 768,448.00 (27,183.08)	712,519	\$ 715,095.00 (23,371.65)
6,508,265	\$ 6,329,281.91	6,751,219	\$ 6,549,567.50	TOTAL PASSENGER	765,205	\$ 741,264.92	712,519	\$ 691,723.35
131,563	849,311.45	192,404	1,241,856.85	2-Axle Trucks	22,321	144,010.10	17,680	114,183.55
88,640	1,055,240.40	81,158	965,040.00	3-Axle Trucks	9,510	112,950.00	9,428	112,078.80
68,940	1,091,721.60	62,171	984,704.00	4-Axle Trucks	7,046	111,566.40	6,900	109,409.60
185,954	3,651,074.00	194,681	3,818,040.00	5-Axle Trucks	25,215	494,596.00	20,729	406,998.00
1,746	41,220.00	1,417	33,660.00	6-Axle Trucks	142	3,381.60	170	4,005.60
174	4,880.80	133	3,752.80	7-Axle Trucks	9	256.00	16	452.00
-	-	-	-	Permits	-	-	-	-
477,017	\$ 6,693,448.25	531,964	\$ 7,047,053.65	TOTAL TRUCKS	64,243	\$ 866,760.10	54,923	\$ 747,127.55
6,985,282	\$ 13,022,730.16	7,283,183	\$ 13,596,621.15	TOTAL TOLL VEHICLES	829,448	\$ 1,608,025.02	767,442	\$ 1,438,850.90
25,587	\$ 47,702.31	26,678	\$ 49,804.47	DAILY AVERAGE	27,648	\$ 53,600.83	25,581	\$ 47,961.70
Rate Change Traffic (toll)							Rate Change Traffic (toll)	
Autos	4.26%						Autos	8.08%
Trucks	3.73%						Trucks	7.39%
Revenue	11.52%						Revenue	16.97%
Autos	4.41%						Autos	11.76%
Trucks	3.48%						Trucks	7.16%
	5.28%							16.01%

Rate Change Traffic (toll)	4.26%
Autos	3.73%
Trucks	11.52%
Revenue	4.41%
Autos	3.48%
Trucks	5.28%

Rate Change Traffic (toll)	8.08%
Autos	7.39%
Trucks	16.97%
Revenue	11.76%
Autos	7.16%
Trucks	16.01%

NOTE: Higher E-ZPass toll rates at the Scudder Falls Toll Bridge has resulted in some diversion to Trenton-Morrisville.

\* Discounts represents rebates for commuter discounts earned when a customer crosses the Commission's bridges 20 times in a 35 day period, as well as discounts for employee's and Commission vehicle's non-revenue crossings.

DELAWARE RIVER JOINT TOLL BRIDGE COMMISSION

SCUDDER FALLS TOLL BRIDGE

COMPARATIVE STATEMENT OF TOLL TRAFFIC AND REVENUE

SEPTEMBER 2019

JANUARY 1, 2018 SEPTEMBER 30, 2018 273 DAYS			JANUARY 1, 2019 SEPTEMBER 30, 2019 273 DAYS			MONTH OF SEPTEMBER 2019 30 DAYS			MONTH OF SEPTEMBER 2018 30 DAYS		
NUMBER OF VEHICLES	TOTAL REVENUE		NUMBER OF VEHICLES	TOTAL REVENUE	VEHICLE CLASS	NUMBER OF VEHICLES	TOTAL REVENUE		NUMBER OF VEHICLES	TOTAL REVENUE	
0	0		1,747,513	\$ 2,531,394.10	Passenger	670,587	\$ 952,399.40		0	0	
0	0			\$ (33,225.62)	Discounts *		\$ (32,813.62)				
			1,747,513	\$ 2,498,168.48	TOTAL PASSENGER	670,587	\$ 919,585.78		0	0	
			42,248	302,390.45	2-Axle Trucks	15,540	110,833.70				
			9,705	124,578.14	3-Axle Trucks	3,409	43,636.28				
			8,828	150,687.10	4-Axle Trucks	3,788	64,436.60				
			49,693	1,065,622.59	5-Axle Trucks	17,423	372,760.29				
			732	18,914.10	6-Axle Trucks	291	7,531.50				
			139	4,268.53	7-Axle Trucks	51	1,567.75				
0	0				Permits						
0	0		111,345	\$ 1,666,460.91	TOTAL TRUCKS	40,502	\$ 600,766.12		0	0	
0	0		1,858,858	\$ 4,164,629.39	TOTAL TOLL VEHICLES	711,089	\$ 1,520,351.90		0	0	
0	0		6,809	\$ 15,255.05	DAILY AVERAGE	23,703	\$ 50,678.40		0	0	
Rate Change											
Traffic (toll)											
Autos											
Trucks											
Revenue											
Autos											
Trucks											

Rate Change  
Traffic (toll)  
Autos  
Trucks  
Revenue  
Autos  
Trucks

Rate Change  
Traffic (toll)  
Autos  
Trucks  
Revenue  
Autos  
Trucks

NOTE: The Scudder Falls Toll Bridge began toll collection on Sunday, July 14, 2019. Daily and YTD averages for this bridge are based on 18 days.

\* Discounts represents rebates for commuter discounts earned when a customer crosses the Commission's bridges 20 times in a 35 day period, as well as discounts for employee's and Commission vehicle's non-revenue crossings.

DELAWARE RIVER JOINT TOLL BRIDGE COMMISSION

NEW HOPE - LAMBERTVILLE TOLL BRIDGE

COMPARATIVE STATEMENT OF TOLL TRAFFIC AND REVENUE

SEPTEMBER 2019

JANUARY 1, 2018			JANUARY 1, 2019			MONTH OF			MONTH OF		
SEPTEMBER 30, 2018			SEPTEMBER 30, 2019			SEPTEMBER 2019			SEPTEMBER 2018		
273 DAYS			273 DAYS			30 DAYS			30 DAYS		
NUMBER OF VEHICLES	TOTAL REVENUE		NUMBER OF VEHICLES	TOTAL REVENUE	VEHICLE CLASS	NUMBER OF VEHICLES	TOTAL REVENUE		NUMBER OF VEHICLES	TOTAL REVENUE	
1,332,543	\$ 1,340,567.00		1,339,780	\$ 1,349,709.00	Passenger	153,847	\$ 155,232.00		154,802	\$ 155,873.00	
	(56,313.75)			(69,783.08)	Discounts *		(7,580.40)			(6,197.62)	
1,332,543	\$ 1,284,253.25		1,339,780	\$ 1,279,925.92	TOTAL PASSENGER	153,847	\$ 147,651.60		154,802	\$ 149,675.38	
35,470	228,822.75		42,765	275,820.35	2-Axle Trucks	4,822	31,058.95		5,018	32,376.50	
13,368	159,196.80		10,129	120,393.60	3-Axle Trucks	1,160	13,809.60		1,352	16,092.00	
7,861	122,707.20		9,042	141,752.00	4-Axle Trucks	1,103	17,312.00		834	13,038.40	
26,517	521,948.00		28,763	566,040.00	5-Axle Trucks	3,323	65,280.00		2,911	57,232.00	
952	21,796.80		1,324	30,403.20	6-Axle Trucks	178	4,082.40		119	2,738.40	
39	1,089.20		22	616.00	7-Axle Trucks	4	112.00		8	224.00	
					Permits	-	-				
84,207	\$ 1,055,560.75		92,045	\$ 1,135,025.15	TOTAL TRUCKS	10,590	\$ 131,654.95		10,242	\$ 121,701.30	
1,416,750	\$ 2,339,814.00		1,431,825	\$ 2,414,951.07	TOTAL TOLL VEHICLES	164,437	\$ 279,306.55		165,044	\$ 271,376.68	
5,190	\$ 8,570.75		5,245	\$ 8,845.97	DAILY	5,481	\$ 9,310.22		5,501	\$ 9,045.89	

Rate Change	
Traffic (toll)	
Autos	1.06%
Trucks	0.54%
Revenue	9.31%
Autos	3.21%
Trucks	-0.34%
	7.53%

Rate Change	
Traffic (toll)	
Autos	-0.37%
Trucks	-0.62%
Revenue	3.40%
Autos	2.92%
Trucks	-1.35%
	8.18%

\* Discounts represents rebates for commuter discounts earned when a customer crosses the Commission's bridges 20 times in a 35 day period, as well as discounts for employee's and Commission vehicle's non-revenue crossings.



DELAWARE RIVER JOINT TOLL BRIDGE COMMISSION

I78 TOLL BRIDGE

COMPARATIVE STATEMENT OF TOLL TRAFFIC AND REVENUE

SEPTEMBER 2019

JANUARY 1, 2018 SEPTEMBER 30, 2018 273 DAYS			JANUARY 1, 2019 SEPTEMBER 30, 2019 273 DAYS			MONTH OF SEPTEMBER 2019 30 DAYS			MONTH OF SEPTEMBER 2018 30 DAYS		
NUMBER OF VEHICLES	TOTAL REVENUE		NUMBER OF VEHICLES	TOTAL REVENUE		VEHICLE CLASS	NUMBER OF VEHICLES	TOTAL REVENUE	NUMBER OF VEHICLES	TOTAL REVENUE	
6,402,942	\$ 6,456,748.00 (274,436.22)		6,452,332	\$ 6,509,975.00 (239,663.13)		Passenger			714,996	\$ 722,157.00 (32,007.07)	
6,402,942	\$ 6,182,311.78		6,452,332	\$ 6,270,291.87		Discounts *	704,464	\$ 711,676.00 (29,557.28)	714,996	\$ 690,149.93	
						TOTAL PASSENGER	704,464	\$ 682,118.72			
217,028	1,394,797.95		220,933	1,419,588.30		2-Axle Trucks	25,039	160,855.50	23,945	153,764.65	
114,980	1,355,950.80		113,041	1,332,570.00		3-Axle Trucks	12,312	145,096.80	12,715	149,832.00	
174,902	2,743,035.20		171,896	2,693,686.40		4-Axle Trucks	20,981	329,476.80	18,809	295,176.00	
1,707,058	33,420,990.00		1,767,009	34,577,232.00		5-Axle Trucks	195,862	3,831,028.00	181,266	3,548,454.00	
56,675	1,321,802.40		62,978	1,460,484.00		6-Axle Trucks	6,921	160,027.20	6,069	141,362.40	
2,216	66,060.80		1,164	34,851.60		7-Axle Trucks	104	3,184.00	226	6,892.00	
						Permits					
2,272,859	\$ 40,302,637.15		2,337,021	\$ 41,518,412.30		TOTAL TRUCKS	261,219	\$ 4,629,668.30	243,030	\$ 4,295,481.05	
8,675,801	\$ 46,484,948.93		8,789,353	\$ 47,788,704.17		TOTAL TOLL VEHICLES	965,683	\$ 5,311,787.02	958,026	\$ 4,985,630.98	
31,779	\$ 170,274.54		32,195	\$ 175,050.20		DAILY AVERAGE	32,189	\$ 177,059.57	31,934	\$ 166,187.70	

Rate Change Traffic (toll)	
Autos	1.31%
Trucks	0.77%
Revenue	2.82%
Autos	2.80%
Trucks	1.42%
	3.02%

Rate Change Traffic (toll)	
Autos	0.80%
Trucks	-1.47%
Revenue	7.48%
Autos	6.54%
Trucks	-1.16%
	7.78%

\* Discounts represents rebates for commuter discounts earned when a customer crosses the Commission's bridges 20 times in a 35 day period, as well as discounts for employee's and Commission vehicle's non-revenue crossings.

DELAWARE RIVER JOINT TOLL BRIDGE COMMISSION

EASTON - PHILLIPSBURG TOLL BRIDGE

COMPARATIVE STATEMENT OF TOLL TRAFFIC AND REVENUE

SEPTEMBER 2019

JANUARY 1, 2018			JANUARY 1, 2019			MONTH OF			MONTH OF		
SEPTEMBER 30, 2018			SEPTEMBER 30, 2019			SEPTEMBER 2019			SEPTEMBER 2018		
273 DAYS			273 DAYS			30 DAYS			30 DAYS		
NUMBER OF VEHICLES	TOTAL REVENUE		NUMBER OF VEHICLES	TOTAL REVENUE	VEHICLE CLASS	NUMBER OF VEHICLES	TOTAL REVENUE		NUMBER OF VEHICLES	TOTAL REVENUE	
3,776,569	\$ 3,796,775.00		3,775,738	\$ 3,797,862.00	Passenger	416,931	\$ 419,788.00		411,571	\$ 414,149.00	
	(121,012.73)			(139,485.11)	Discounts *		(16,030.41)			(13,876.51)	
3,776,569	\$ 3,675,762.27		3,775,738	\$ 3,658,376.89	TOTAL PASSENGER	416,931	\$ 403,757.59		411,571	\$ 400,272.49	
74,202	479,117.60		85,248	550,423.90	2-Axle Trucks	9,713	62,736.70		8,863	57,209.75	
27,367	324,786.00		28,500	338,530.80	3-Axle Trucks	3,322	39,441.60		2,850	33,790.80	
24,348	386,430.40		26,597	421,459.20	4-Axle Trucks	3,430	54,377.60		2,841	45,044.80	
98,482	1,934,254.00		90,510	1,781,092.00	5-Axle Trucks	10,018	197,204.00		10,526	206,894.00	
1,023	24,333.60		853	20,136.00	6-Axle Trucks	100	2,356.80		122	2,880.00	
31	880.00		36	1,004.80	7-Axle Trucks	4	112.00		6	176.00	
					Permits	-	-				
225,453	\$ 3,149,801.60		231,744	\$ 3,112,646.70	TOTAL TRUCKS	26,587	\$ 356,228.70		25,208	\$ 345,995.35	
4,002,022	\$ 6,825,563.87		4,007,482	\$ 6,771,023.59	TOTAL TOLL VEHICLES	443,518	\$ 759,986.29		436,779	\$ 746,267.84	
14,659	\$ 25,002.07		14,679	\$ 24,802.28	DAILY AVERAGE	14,784	\$ 25,332.88		14,559	\$ 24,875.59	

Rate Change	
Traffic (toll)	
Autos	0.14%
Trucks	-0.02%
Revenue	2.79%
Autos	-0.80%
Trucks	-0.47%
	-1.18%

Rate Change	
Traffic (toll)	
Autos	1.54%
Trucks	1.30%
Revenue	5.47%
Autos	1.84%
Trucks	0.87%
	2.96%

\* Discounts represents rebates for commuter discounts earned when a customer crosses the Commission's bridges 20 times in a 35 day period, as well as discounts for employee's and Commission vehicle's non-revenue crossings.

DELAWARE RIVER JOINT TOLL BRIDGE COMMISSION

PORTLAND - COLUMBIA TOLL BRIDGE

COMPARATIVE STATEMENT OF TOLL TRAFFIC AND REVENUE

SEPTEMBER 2019

JANUARY 1, 2018 SEPTEMBER 30, 2018 273 DAYS			JANUARY 1, 2019 SEPTEMBER 30, 2019 273 DAYS			MONTH OF SEPTEMBER 2019 30 DAYS			MONTH OF SEPTEMBER 2018 30 DAYS		
NUMBER OF VEHICLES	TOTAL REVENUE		NUMBER OF VEHICLES	TOTAL REVENUE	VEHICLE CLASS	NUMBER OF VEHICLES	TOTAL REVENUE		NUMBER OF VEHICLES	TOTAL REVENUE	
900,302 \$	908,561.00 (35,526.18)		922,208 \$	932,002.00 (40,639.23)	Passenger Discounts *	98,566 \$	99,773.00 (4,315.07)		98,347 \$	99,396.00 (3,564.77)	
900,302 \$	873,054.82		922,208 \$	891,362.77	TOTAL PASSENGER	98,566 \$	95,457.93		98,347 \$	95,833.23	
14,896	96,323.50		17,370	112,204.95	2-Axle Trucks	1,831	11,840.40		1,638	10,581.35	
6,020	71,810.40		7,071	84,214.80	3-Axle Trucks	739	8,792.40		706	8,409.60	
27,813	442,113.60		33,992	541,350.40	4-Axle Trucks	3,788	60,388.80		3,132	49,814.40	
27,217	538,402.00		31,445	621,560.00	5-Axle Trucks	3,343	66,166.00		2,831	55,982.00	
437	10,387.20		481	11,400.00	6-Axle Trucks	41	979.20		26	621.60	
18	501.20		28	781.20	7-Axle Trucks	2	56.00		2	56.00	
-					Permits				-		
76,401 \$	1,159,537.90		90,387 \$	1,371,511.35	TOTAL TRUCKS	9,744 \$	148,222.80		8,335 \$	125,444.95	
976,703 \$	2,032,592.72		1,012,595 \$	2,262,874.12	TOTAL TOLL VEHICLES	108,310 \$	243,680.73		106,682 \$	221,278.18	
3,578 \$	7,445.39		3,709 \$	8,288.92	DAILY AVERAGE	3,610 \$	8,122.69		3,556 \$	7,375.94	

Rate Change  
Traffic (toll)  
Autos 3.67%  
Trucks 2.43%  
Revenue 18.31%  
Autos 11.33%  
Trucks 2.10%  
18.28%

Rate Change  
Traffic (toll)  
Autos 1.53%  
Trucks 0.22%  
Revenue 16.90%  
Autos 10.12%  
Trucks -0.39%  
18.16%

\* Discounts represents rebates for commuter discounts earned when a customer crosses the Commission's bridges 20 times in a 35 day period, as well as discounts for employee's and Commission vehicle's non-revenue crossings.

DELAWARE RIVER JOINT TOLL BRIDGE COMMISSION

DELAWARE WATER GAP TOLL BRIDGE

COMPARATIVE STATEMENT OF TOLL TRAFFIC AND REVENUE

SEPTEMBER 2019

JANUARY 1, 2018 SEPTEMBER 30, 2018 273 DAYS			JANUARY 1, 2019 SEPTEMBER 30, 2019 273 DAYS			MONTH OF SEPTEMBER 2019 30 DAYS			MONTH OF SEPTEMBER 2018 30 DAYS		
NUMBER OF VEHICLES	TOTAL REVENUE		NUMBER OF VEHICLES	TOTAL REVENUE	VEHICLE CLASS	NUMBER OF VEHICLES	TOTAL REVENUE		NUMBER OF VEHICLES	TOTAL REVENUE	
6,115,376 \$	6,159,324.00		6,116,126 \$	6,158,906.00	Passenger	670,803 \$	676,285.00		682,172 \$	687,685.00	
-	(212,979.47)		-	(218,982.94)	Discounts *	-	(28,061.67)		-	(25,015.51)	
6,115,376 \$	5,946,344.53		6,116,126 \$	5,939,923.06	TOTAL PASSENGER	670,803 \$	648,223.33		682,172 \$	662,669.49	
156,334	1,004,522.35		150,597	967,560.75	2-Axle Trucks	16,077	103,340.90		14,959	96,049.20	
90,179	1,063,058.40		64,410	760,087.20	3-Axle Trucks	7,113	83,864.40		7,096	83,755.20	
80,440	1,260,456.00		69,966	1,096,164.80	4-Axle Trucks	8,250	129,545.60		7,243	113,446.40	
750,852	14,711,036.00		824,836	16,152,626.00	5-Axle Trucks	93,544	1,831,924.00		85,904	1,682,264.00	
25,638	597,592.80		25,920	603,014.40	6-Axle Trucks	2,950	68,568.00		2,862	66,453.60	
1,144	34,461.80		1,162	36,019.20	7-Axle Trucks	64	1,935.20		75	2,273.20	
					Permits						
1,104,587 \$	18,671,127.35		1,136,891 \$	19,615,472.35	TOTAL TRUCKS	127,998 \$	2,219,178.10		118,139 \$	2,044,241.60	
7,219,963 \$	24,617,471.88		7,253,017 \$	25,555,395.41	TOTAL TOLL VEHICLES	798,801 \$	2,867,401.43		800,311 \$	2,706,911.09	
26,447 \$	90,173.89		26,568 \$	93,609.51	DAILY AVERAGE	26,627 \$	95,580.05		26,677 \$	90,230.37	

Rate Change  
Traffic (toll)

Autos 0.46%  
Trucks 0.01%  
Revenue 2.92%  
Autos 3.81%  
Trucks -0.11%  
5.06%

Rate Change  
Traffic (toll)

Autos -0.19%  
Trucks -1.67%  
Revenue 8.35%  
Autos 5.93%  
Trucks -2.18%  
8.56%

\* Discounts represents rebates for commuter discounts earned when a customer crosses the Commission's bridges 20 times in a 35 day period, as well as discounts for employee's and Commission vehicle's non-revenue crossings.

DELAWARE RIVER JOINT TOLL BRIDGE COMMISSION

MILFORD - MONTAGUE TOLL BRIDGE

COMPARATIVE STATEMENT OF TOLL TRAFFIC AND REVENUE

SEPTEMBER 2019

JANUARY 1, 2018			JANUARY 1, 2019			MONTH OF			MONTH OF		
SEPTEMBER 30, 2018			SEPTEMBER 30, 2019			SEPTEMBER 2019			SEPTEMBER 2018		
273 DAYS			273 DAYS			30 DAYS			30 DAYS		
NUMBER OF VEHICLES	TOTAL REVENUE		NUMBER OF VEHICLES	TOTAL REVENUE		NUMBER OF VEHICLES	VEHICLE CLASS	TOTAL REVENUE	NUMBER OF VEHICLES	TOTAL REVENUE	
950,031	\$ 959,102.00		928,814	\$ 938,447.00		101,761	Passenger	102,946.00	114,656	\$ 115,885.00	
	(33,129.81)			(38,224.39)			Discounts *	(4,572.52)		(3,688.47)	
950,031	\$ 925,972.19		928,814	\$ 900,222.61		101,761	TOTAL PASSENGER	98,373.48	114,656	\$ 112,226.53	
13,954	90,039.95		15,914	102,377.60		1,734	2-Axle Trucks	11,162.45	1,695	10,938.20	
2,973	35,468.40		3,791	45,180.00		697	3-Axle Trucks	8,257.20	305	3,643.20	
1,939	30,904.00		2,825	44,888.00		351	4-Axle Trucks	5,523.20	208	3,313.60	
7,510	148,886.00		8,417	166,306.00		910	5-Axle Trucks	17,944.00	747	14,800.00	
104	2,491.20		149	3,564.00		16	6-Axle Trucks	384.00	14	333.60	
9	252.00		5	140.00		1	7-Axle Trucks	28.00	1	28.00	
-						-	Permits		-		
26,489	\$ 308,041.55		31,101	\$ 362,455.60		3,709	TOTAL TRUCKS	43,298.85	2,970	\$ 33,056.60	
976,520	\$ 1,234,013.74		959,915	\$ 1,262,678.21		105,470	TOTAL TOLL VEHICLES	141,672.33	117,626	\$ 145,283.13	
3,577	\$ 4,520.20		3,516	\$ 4,625.19		3,516	DAILY AVERAGE	4,722.41	3,921	\$ 4,842.77	

Rate Change	
Traffic (toll)	
Autos	-1.70%
Trucks	-2.23%
Revenue	17.41%
Autos	2.32%
Trucks	-2.78%
	17.66%

Rate Change	
Traffic (toll)	
Autos	-10.33%
Trucks	-11.25%
Revenue	24.88%
Autos	-2.49%
Trucks	-12.34%
	30.98%

\* Discounts represents rebates for commuter discounts earned when a customer crosses the Commission's bridges 20 times in a 35 day period, as well as discounts for employee's and Commission vehicle's non-revenue crossings.

**Delaware River Joint Toll Bridge Commission**  
**Toll Supported Bridge - Westbound Traffic Counts**  
**September 2019**

<b>Bridge</b>	<b>Westbound Volume</b>				
	<b>September 2019</b>	<b>September 2018</b>	<b>% Change</b>	<b>YTD 2019</b>	<b>YTD 2018</b>
Lower Trenton	391,069	358,249	9.16%	3,412,353	3,286,040
Calhoun Street	292,896	275,551	6.29%	2,585,492	2,573,527
Scudder Falls <sup>(1)</sup>		878,442	-100.00%	5,331,348	8,251,926
Washington Crossing	156,395	114,833	36.19%	1,196,796	972,970
New Hope - Lambertville	175,928	180,589	-2.58%	1,674,175	1,721,304
Centre Bridge - Stockton	86,728	78,450	10.55%	716,614	669,586
Uhlerstown - Frenchtown <sup>(2)</sup>	102,565	85,061	20.58%	901,953	660,933
Upper Black Eddy - Milford	54,273	55,144	-1.58%	504,860	507,720
Riegelsville	51,419	45,365	13.35%	468,803	435,825
Northampton Street	368,379	356,053	3.46%	3,347,019	3,307,465
Riverton - Belvidere	99,043	90,652	9.26%	852,938	649,422
<b>Total</b>	<b>1,778,695</b>	<b>2,518,389</b>	<b>-29.37%</b>	<b>20,992,351</b>	<b>23,036,718</b>

**Notes:**

1. Construction began in June 2017 under contract T-688A for the Scudder Falls Replacement Bridge. On 7/14/19 Scudder Falls became a Toll Bridge.
2. U-F 2018 EB & WB numbers were reversed. September 2018 number updated however YTD 2018 is not updated because it would require updating 9 previous months of data.

**Delaware River Joint Toll Bridge Commission**  
**Toll Supported Bridge - Two Way Traffic Counts**  
**September 2019**

<b>Bridge</b>	<b>Total Volume</b>					
	<b>September 2019</b>	<b>September 2018</b>	<b>% Change</b>	<b>YTD 2019</b>	<b>YTD 2018</b>	<b>% Change</b>
Lower Trenton	479,092	448,998	6.70%	4,225,945	4,158,748	1.62%
Calhoun Street	485,789	474,296	2.42%	4,253,707	4,406,460	-3.47%
Scudder Falls <sup>(1)</sup>	-	1,587,924	-100.00%	9,688,012	14,467,731	-33.04%
Washington Crossing	243,548	192,007	26.84%	1,966,142	1,625,393	20.96%
New Hope-Lambertville	360,985	366,166	-1.41%	3,387,243	3,581,272	-5.42%
Centre Bridge - Stockton	162,850	144,770	12.49%	1,352,748	1,255,525	7.74%
Uhlerstown-Frenchtown	151,397	152,966	-1.03%	1,482,307	1,354,832	9.41%
Upper Black Eddy - Milford	104,544	105,321	-0.74%	949,820	954,144	-0.45%
Riegelsville	98,146	95,423	2.85%	887,530	884,689	0.32%
Northampton Street	506,795	501,765	1.00%	4,640,104	4,749,530	-2.30%
Riverton - Belvidere	158,383	149,660	5.83%	1,408,656	1,359,683	3.60%
<b>Total</b>	<b>2,751,529</b>	<b>4,219,296</b>	<b>-34.79%</b>	<b>34,242,214</b>	<b>38,798,006</b>	<b>-11.74%</b>

Notes:

1. Construction began in June 2017 under contract T-688A for the Scudder Falls Replacement Bridge. On 7/14/19 Scudder Falls became a Toll Bridge.

**Delaware River Joint Toll Bridge Commission**  
**Toll Bridge - Two Way Traffic Counts**  
**September 2019**

Bridge	Total Volume (all classes)					
	September 2019	September 2018	% Change	YTD 2019	YTD 2018	% Change
Trenton - Morrisville	1,847,778	1,860,696	-0.69%	17,087,547	16,682,604	2.43%
Scudder Falls <sup>1</sup>	1,406,259	1,587,924	-11.44%	3,315,224	N/A	N/A
New Hope - Lambertville	394,744	388,807	1.53%	3,422,620	3,368,512	1.61%
Interstate 78	1,993,646	1,950,144	2.23%	18,098,648	17,779,991	1.79%
Easton - Phillipsburg	1,077,316	1,073,162	0.39%	9,747,348	9,748,085	-0.01%
Portland - Columbia	229,293	231,529	-0.97%	2,173,851	2,085,851	4.22%
Delaware Water Gap	1,597,497	1,579,416	1.14%	14,164,285	14,117,088	0.33%
Milford - Montague	235,242	250,570	-6.12%	1,948,069	2,022,204	-3.67%
Total	8,781,775	8,922,248	-1.57%	69,957,592	65,804,335	6.31%

**Notes:**

1. Scudder Falls Toll Bridge Free Direction Traffic Counter came online this month.. September 2018 TSB Traffic is being used for comparison purposes. 2018 YTD TSB values are not being used.



## DELAWARE RIVER JOINT TOLL BRIDGE COMMISSION

Meeting of October 28, 2019

### STATISTICAL SUMMARY OF EXPENDITURES

This includes reports entitled "Budget vs Actual" covering the month of September 2019 and the nine month year-to-date ("YTD") operations of fiscal year 2019 relative to Toll Bridges, Toll Supported Bridges and Administration departments.

Total expense plus encumbrance totaled \$4,661,520 for the month of September. For the 2019 fiscal period, total expense plus encumbrances amounted to \$48,972,063 or 89.2% of the YTD operating budget.

All expense categories are within their normal line item budgets. There were no unusual expenses recorded during the month.

**Delaware River Joint Toll Bridge Commission**  
**Budget vs Actual**  
**For the Nine Months Ending September 30, 2019**

**TOTAL COMMISSION**

	<b>Annual Budget 2019</b>	<b>YTD Budget 2019</b>	<b>Expended For The Month</b>	<b>Expended Year To Date</b>	<b>Encumbered</b>	<b>Remaining Annual Budget</b>
Regular Employee Salaries	\$23,473,003	17,825,694	\$1,803,941	\$17,509,922	\$0	\$5,963,080
Part-Time Employee Wages	314,000	242,116	9,760	108,844	0	205,156
Summer Employee Wages	100,000	100,000	0	40,841	0	59,159
Overtime Wages	475,472	345,749	16,888	314,306	0	161,166
Pension Contributions	7,429,914	5,678,722	569,075	5,469,543	0	1,960,371
FICA Contributions	1,948,510	1,489,364	140,488	1,419,863	0	528,648
Regular Employee Healthcare Benefits	12,554,640	9,405,323	567,917	6,655,144	0	5,899,497
Life Insurance Benefits	235,178	176,241	19,534	176,547	0	58,631
Unemployment Compensation Benefits	44,100	33,075	0	5,751	0	38,349
Utility Expense	946,325	748,820	40,355	436,300	100,223	409,802
Office Expense	295,733	239,005	7,735	124,911	12,754	158,068
Telecommunication Expense	1,414,121	1,085,444	87,607	965,182	1,363	447,577
Information Technology Expense	733,984	591,344	34,183	362,365	61,475	310,144
Professional Development/Meetings	654,743	507,020	8,828	213,905	34,917	405,921
Vehicle Maintenance Expense and Fuel	478,201	438,412	24,019	292,857	130,505	54,839
Operations Maintenance Expense	1,503,394	1,292,394	79,202	753,463	284,468	465,463
ESS Operating Maintenance Expense	1,500,000	1,125,000	142,629	950,149	79,852	469,999
Commission Expense	22,050	16,538	120	13,791	0	8,259
Toll Collection Expense	75,291	65,790	8,839	59,741	15,174	376
Uniform Expense	173,622	130,648	5,334	124,158	25,688	23,775
Business Insurance	3,367,199	2,521,149	259,126	2,301,243	0	1,065,955
Licenses & Inspections Expense	10,878	8,485	425	6,619	0	4,259
Advertising	59,980	49,493	905	566	0	59,414
Professional Services	1,597,000	1,216,502	94,452	1,132,895	0	464,105
State Police Bridge Security	5,685,192	4,334,720	494,170	4,160,259	0	1,524,934
EZPass Equipment/Maintenance	1,326,270	994,703	87,530	763,918	0	562,352
General Contingency	300,000	225,000	0	0	0	300,000
EZPass Operating Expense	5,841,514	3,996,694	630,183	3,862,563	0	1,978,951
<b>Total</b>	<b>\$72,560,314</b>	<b>\$54,883,445</b>	<b>\$5,133,246</b>	<b>\$48,225,644</b>	<b>\$746,419</b>	<b>\$23,588,250</b>

**Delaware River Joint Toll Bridge Commission**  
**Budget vs Actual**  
**For the Nine Months Ending September 30, 2019**

**ADMINISTRATION\***

	<b>Annual Budget 2019</b>	<b>YTD Budget 2019</b>	<b>Expended For The Month</b>	<b>Expended Year To Date</b>	<b>Encumbered</b>	<b>Remaining Annual Budget</b>
<b>OPERATING EXPENSE</b>						
Regular Employee Salaries	\$4,260,587	3,261,313	\$335,740	\$3,350,644	\$0	\$909,943
Overtime Wages	5,596	4,197	612	2,321	0	3,275
Pension Contributions	1,257,509	962,577	100,227	950,297	0	307,212
FICA Contributions	326,325	249,790	22,356	250,541	0	75,784
Regular Employee Healthcare Benefits	1,471,492	1,088,165	65,485	741,544	0	729,948
Life Insurance Benefits	40,687	30,372	1,956	28,113	0	12,574
Unemployment Compensation Benefits	44,100	33,075	0	5,751	0	38,349
Utility Expense	64,500	32,250	0	0	0	64,500
Office Expense	220,783	177,612	6,343	101,261	12,283	107,239
Telecommunication Expense	76,817	54,684	7,406	58,529	0	18,288
Information Technology Expense	710,000	573,153	34,183	362,365	61,475	286,160
Professional Development/Meetings	142,397	118,310	839	53,045	0	89,352
Vehicle Maintenance Expense and Fuel	7,768	4,813	0	843	0	6,925
Operations Maintenance Expense	56,000	28,000	0	0	0	56,000
Commission Expense	22,050	16,538	120	13,791	0	8,259
Uniform Expense	4,000	2,000	0	0	0	4,000
Business Insurance	143,393	103,295	10,907	67,267	0	76,126
Advertising	59,980	49,493	905	566	0	59,414
Professional Services	1,352,000	1,032,750	94,452	1,005,542	0	346,458
General Contingency	300,000	225,000	0	0	0	300,000
EZPass Operating Expense	20,300	15,225	(392,033)	(392,033)	0	412,333
<b>OPERATING EXPENSE SUBTOTAL</b>	<b>\$10,586,283</b>	<b>\$8,062,613</b>	<b>\$289,497</b>	<b>\$6,600,386</b>	<b>\$73,758</b>	<b>\$3,912,138</b>
<b>ADM OPS ALLOCATION</b>						
TES Allocation			10,780	117,847		
<b>ADM OPS ALLOCATION SUBTOTAL</b>			<b>\$10,780</b>	<b>\$117,847</b>		
<b>TOTAL EXPENSES</b>			<b>\$300,277</b>	<b>\$6,718,233</b>		

\* Includes Executive, Human Resources, Accounting, EZPass, Purchasing, Information Technology, Community Affairs and Contract/Compliance.

**Delaware River Joint Toll Bridge Commission**  
**Budget vs Actual**  
**For the Nine Months Ending September 30, 2019**

**ADMINISTRATION - OPERATIONS\***

	<b>Annual Budget 2019</b>	<b>YTD Budget 2019</b>	<b>Expended For The Month</b>	<b>Expended Year To Date</b>	<b>Encumbered</b>	<b>Remaining Annual Budget</b>
<b>OPERATING EXPENSE</b>						
Regular Employee Salaries	\$3,192,487	2,453,571	\$234,632	\$2,326,890	\$0	\$865,597
Overtime Wages	24,000	18,000	1,785	14,046	0	9,954
Pension Contributions	1,294,780	989,253	97,993	944,924	0	349,856
FICA Contributions	332,506	254,028	23,667	245,579	0	86,927
Regular Employee Healthcare Benefits	1,628,033	1,221,216	72,968	842,174	0	785,859
Life Insurance Benefits	41,183	30,887	2,486	30,020	0	11,163
Office Expense	36,456	28,242	977	12,137	471	23,848
Telecommunication Expense	148,182	111,136	5,816	76,473	0	71,709
Professional Development/Meetings	482,099	364,302	7,989	156,299	34,917	290,883
Vehicle Maintenance Expense and Fuel	3,000	2,250	218	371	0	2,629
ESS Operating Maintenance Expense	1,500,000	1,125,000	142,629	950,149	79,852	469,999
Toll Collection Expense	300	225	0	0	0	300
Uniform Expense	23,744	17,808	217	12,514	0	11,230
Business Insurance	75,009	56,257	6,437	57,929	0	17,080
Professional Services	245,000	183,752	0	127,353	0	117,647
<b>OPERATING EXPENSE SUBTOTAL</b>	<b>\$9,026,778</b>	<b>\$6,855,928</b>	<b>\$597,813</b>	<b>\$5,796,857</b>	<b>\$115,240</b>	<b>\$3,114,682</b>
<b>ADM OPS ALLOCATION</b>						
TES Allocation			(81,513)	(891,125)		
Toll Operation Allocation			(55,008)	(554,721)		
Bridge Maint Allocation			(47,386)	(479,203)		
Maint/Toll Allocation			(18,078)	(183,111)		
PSBS Allocation			(313,548)	(2,713,452)		
<b>ADM OPS ALLOCATION SUBTOTAL</b>			<b>(\$515,534)</b>	<b>(\$4,821,612)</b>		
<b>TOTAL EXPENSES</b>			<b>\$82,280</b>	<b>\$975,245</b>		

\* Includes Engineering, Training & Employee Safety, Maintenance/Toll Operation, Public Safety and Bridge Security.

**Delaware River Joint Toll Bridge Commission**  
**Budget vs Actual**  
**For the Nine Months Ending September 30, 2019**

**SOUTHERN REGION TOLL BRIDGE**

	<b>Annual Budget 2019</b>	<b>YTD Budget 2019</b>	<b>Expended For The Month</b>	<b>Expended Year To Date</b>	<b>Encumbered</b>	<b>Remaining Annual Budget</b>
<b>OPERATING EXPENSE</b>						
Regular Employee Salaries	\$3,486,546	2,579,477	\$294,954	\$2,522,047	\$0	\$964,498
Part-Time Employee Wages	61,760	53,608	1,455	16,306	0	45,454
Summer Employee Wages	40,232	40,232	0	16,671	0	23,561
Overtime Wages	65,856	43,567	4,866	46,869	0	18,987
Pension Contributions	997,337	755,647	82,370	703,353	0	293,984
FICA Contributions	279,670	210,152	22,662	196,110	0	83,560
Regular Employee Healthcare Benefits	2,018,509	1,514,213	98,153	1,011,984	0	1,006,524
Life Insurance Benefits	33,676	25,257	3,357	24,126	0	9,550
Utility Expense	272,401	228,628	23,364	162,796	51,904	57,701
Office Expense	13,919	11,448	0	2,042	0	11,877
Telecommunication Expense	163,836	132,464	8,877	97,414	0	66,423
Information Technology Expense	11,778	8,585	0	0	0	11,778
Professional Development/Meetings	5,851	4,716	0	454	0	5,396
Vehicle Maintenance Expense and Fuel	153,370	143,691	8,322	106,702	41,415	5,253
Operations Maintenance Expense	375,534	321,564	31,507	147,501	94,696	133,337
Toll Collection Expense	19,610	17,405	3,674	16,529	4,316	(1,235)
Uniform Expense	69,385	53,970	66	18,213	13,237	37,935
Business Insurance	953,360	715,020	56,168	519,918	0	433,442
Licenses & Inspections Expense	1,537	1,537	188	2,829	0	(1,292)
State Police Bridge Security	1,440,745	1,098,493	163,719	935,535	0	505,211
EZPass Equipment/Maintenance	373,013	279,760	24,642	214,775	0	158,238
EZPass Operating Expense	2,721,779	1,656,878	337,596	1,228,761	0	1,493,019
<b>OPERATING EXPENSE SUBTOTAL</b>	<b>\$13,559,704</b>	<b>\$9,896,311</b>	<b>\$1,165,939</b>	<b>\$7,990,936</b>	<b>\$205,567</b>	<b>\$5,363,200</b>
<b>ADM OPS ALLOCATION</b>						
TES Allocation			14,389	151,732		
Toll Operation Allocation			16,503	166,416		
Bridge Maint Allocation			11,846	109,122		
Maint/Toll Allocation			3,977	37,548		
PSBS Allocation			84,834	536,487		
<b>ADM OPS ALLOCATION SUBTOTAL</b>			<b>\$131,548</b>	<b>\$1,001,305</b>		
<b>TOTAL EXPENSES</b>			<b>\$1,297,487</b>	<b>\$8,992,241</b>		

**Delaware River Joint Toll Bridge Commission**  
**Budget vs Actual**  
**For the Nine Months Ending September 30, 2019**

**CENTRAL REGION TOLL BRIDGE**

	<b>Annual Budget 2019</b>	<b>YTD Budget 2019</b>	<b>Expended For The Month</b>	<b>Expended Year To Date</b>	<b>Encumbered</b>	<b>Remaining Annual Budget</b>
<b>OPERATING EXPENSE</b>						
Regular Employee Salaries	\$4,171,520	3,177,799	\$310,403	\$3,103,578	\$0	\$1,067,941
Part-Time Employee Wages	134,750	101,062	3,217	46,385	0	88,365
Summer Employee Wages	41,012	41,012	0	19,943	0	21,069
Overtime Wages	105,482	79,112	1,676	61,569	0	43,913
Pension Contributions	1,284,878	988,380	97,265	937,719	0	347,159
FICA Contributions	339,776	261,369	23,600	242,412	0	97,364
Regular Employee Healthcare Benefits	2,410,741	1,808,426	109,659	1,298,393	0	1,112,349
Life Insurance Benefits	39,836	29,877	3,841	30,873	0	8,963
Utility Expense	305,770	245,055	9,186	123,820	31,040	150,910
Office Expense	11,947	10,399	18	4,089	0	7,858
Telecommunication Expense	417,913	331,630	26,625	288,518	1,363	128,032
Information Technology Expense	5,106	4,245	0	0	0	5,106
Professional Development/Meetings	13,716	11,586	0	3,701	0	10,015
Vehicle Maintenance Expense and Fuel	122,059	109,884	9,461	77,440	37,201	7,418
Operations Maintenance Expense	518,589	457,234	27,894	282,199	119,955	116,435
Toll Collection Expense	25,870	22,587	3,905	21,567	5,204	(901)
Uniform Expense	25,674	17,236	1,296	8,098	7,008	10,568
Business Insurance	868,105	651,078	70,600	635,402	0	232,703
Licenses & Inspections Expense	4,018	2,406	0	1,453	0	2,566
State Police Bridge Security	1,502,028	1,145,233	130,560	1,099,140	0	402,888
EZPass Equipment/Maintenance	455,905	341,929	29,767	264,287	0	191,619
EZPass Operating Expense	1,846,909	1,385,182	407,788	1,802,886	0	44,023
<b>OPERATING EXPENSE SUBTOTAL</b>	<b>\$14,651,604</b>	<b>\$11,222,724</b>	<b>\$1,266,761</b>	<b>\$10,353,472</b>	<b>\$201,771</b>	<b>\$4,096,361</b>
<b>ADM OPS ALLOCATION</b>						
TES Allocation			18,457	201,774		
Toll Operation Allocation			22,003	221,888		
Bridge Maint Allocation			14,216	143,761		
Maint/Toll Allocation			5,785	58,595		
PSBS Allocation			55,565	471,804		
<b>ADM OPS ALLOCATION SUBTOTAL</b>			<b>\$116,026</b>	<b>\$1,097,823</b>		
<b>TOTAL EXPENSES</b>			<b>\$1,382,787</b>	<b>\$11,451,295</b>		

**Delaware River Joint Toll Bridge Commission**  
**Budget vs Actual**  
**For the Nine Months Ending September 30, 2019**

**NORTHERN REGION TOLL BRIDGE**

	<b>Annual Budget 2019</b>	<b>YTD Budget 2019</b>	<b>Expended For The Month</b>	<b>Expended Year To Date</b>	<b>Encumbered</b>	<b>Remaining Annual Budget</b>
<b>OPERATING EXPENSE</b>						
Regular Employee Salaries	\$4,268,426	3,252,828	\$325,845	\$3,243,306	\$0	\$1,025,120
Part-Time Employee Wages	117,490	87,446	5,089	35,941	0	81,549
Summer Employee Wages	18,757	18,757	0	4,227	0	14,530
Overtime Wages	152,317	114,095	6,911	103,913	0	48,403
Pension Contributions	1,304,119	1,003,181	98,721	951,761	0	352,358
FICA Contributions	348,610	268,164	25,415	254,968	0	93,641
Regular Employee Healthcare Benefits	2,379,433	1,788,095	107,957	1,279,011	0	1,100,422
Life Insurance Benefits	40,762	30,571	3,728	31,698	0	9,063
Utility Expense	191,712	151,448	4,282	101,364	17,279	73,068
Office Expense	11,648	10,570	87	4,973	0	6,674
Telecommunication Expense	343,845	257,884	22,782	247,331	0	96,514
Information Technology Expense	7,100	5,361	0	0	0	7,100
Professional Development/Meetings	4,702	3,623	0	405	0	4,297
Vehicle Maintenance Expense and Fuel	145,160	135,623	4,535	82,759	40,266	22,136
Operations Maintenance Expense	370,592	331,766	11,816	260,609	43,881	66,101
Toll Collection Expense	29,511	25,573	1,259	21,645	5,654	2,213
Uniform Expense	25,245	19,964	3,453	20,534	2,711	2,001
Business Insurance	760,528	570,396	62,264	560,377	0	200,152
Licenses & Inspections Expense	2,744	2,744	125	1,691	0	1,053
State Police Bridge Security	983,538	749,907	85,491	719,725	0	263,814
EZPass Equipment/Maintenance	497,351	373,013	33,121	284,856	0	212,495
EZPass Operating Expense	1,252,526	939,394	276,831	1,222,948	0	29,578
<b>OPERATING EXPENSE SUBTOTAL</b>	<b>\$13,256,116</b>	<b>\$10,140,401</b>	<b>\$1,079,711</b>	<b>\$9,434,044</b>	<b>\$109,791</b>	<b>\$3,712,281</b>
<b>ADM OPS ALLOCATION</b>						
TES Allocation			18,700	204,438		
Toll Operation Allocation			16,503	166,416		
Bridge Maint Allocation			11,373	115,009		
Maint/Toll Allocation			4,339	43,947		
PSBS Allocation			83,347	707,706		
<b>ADM OPS ALLOCATION SUBTOTAL</b>			<b>\$134,262</b>	<b>\$1,237,516</b>		
<b>TOTAL EXPENSES</b>			<b>\$1,213,972</b>	<b>\$10,671,560</b>		

**Delaware River Joint Toll Bridge Commission**  
**Budget vs Actual**  
**For the Nine Months Ending September 30, 2019**

**SOUTHERN DIVISION TOLL SUPPORTED BRIDGES**

	<b>Annual Budget 2019</b>	<b>YTD Budget 2019</b>	<b>Expended For The Month</b>	<b>Expended Year To Date</b>	<b>Encumbered</b>	<b>Remaining Annual Budget</b>
<b>OPERATING EXPENSE</b>						
Regular Employee Salaries	\$2,079,192	1,568,648	\$149,746	\$1,478,556	\$0	\$600,637
Part-Time Employee Wages	0	0	0	7,924	0	(7,924)
Overtime Wages	71,033	48,387	407	51,328	0	19,705
Pension Contributions	681,988	510,985	45,189	526,260	0	155,728
FICA Contributions	163,618	124,316	11,307	115,874	0	47,744
Regular Employee Healthcare Benefits	1,394,099	1,045,767	56,992	814,356	0	579,744
Life Insurance Benefits	19,799	14,849	2,067	15,464	0	4,335
Utility Expense	65,499	56,662	1,619	30,721	0	34,779
Telecommunication Expense	90,894	68,170	4,108	74,791	0	16,103
Professional Development/Meetings	3,430	2,572	0	0	0	3,430
Vehicle Maintenance Expense and Fuel	29,427	26,773	247	17,291	6,062	6,075
Operations Maintenance Expense	108,749	89,198	2,776	38,509	15,051	55,189
Uniform Expense	15,433	12,000	183	27,048	0	(11,615)
Business Insurance	364,693	273,520	35,954	309,183	0	55,510
Licenses & Inspections Expense	737	663	59	307	0	430
State Police Bridge Security	1,259,153	960,066	70,963	1,040,172	0	218,981
<b>OPERATING EXPENSE SUBTOTAL</b>	<b>\$6,347,744</b>	<b>\$4,802,590</b>	<b>\$381,619</b>	<b>\$4,547,782</b>	<b>\$21,113</b>	<b>\$1,778,849</b>
<b>ADM OPS ALLOCATION</b>						
TES Allocation			9,599	110,503		
Bridge Maint Allocation			4,739	58,599		
Maint/Toll Allocation			1,989	22,879		
PSBS Allocation			47,879	617,384		
<b>ADM OPS ALLOCATION SUBTOTAL</b>			<b>\$64,205</b>	<b>\$809,366</b>		
<b>TOTAL EXPENSES</b>			<b>\$445,824</b>	<b>\$5,357,148</b>		



**Delaware River Joint Toll Bridge Commission**  
**Budget vs Actual**  
**For the Nine Months Ending September 30, 2019**

**NORTHERN DIVISION TOLL SUPPORTED BRIDGES**

	<b>Annual Budget 2019</b>	<b>YTD Budget 2019</b>	<b>Expended For The Month</b>	<b>Expended Year To Date</b>	<b>Encumbered</b>	<b>Remaining Annual Budget</b>
<b>OPERATING EXPENSE</b>						
Regular Employee Salaries	\$2,014,245	1,532,058	\$152,622	\$1,484,901	\$0	\$529,344
Part-Time Employee Wages	0	0	0	2,289	0	(2,289)
Overtime Wages	51,188	38,391	631	34,260	0	16,928
Pension Contributions	609,303	468,700	47,311	455,228	0	154,075
FICA Contributions	158,006	121,544	11,482	114,379	0	43,627
Regular Employee Healthcare Benefits	1,252,333	939,442	56,702	667,682	0	584,651
Life Insurance Benefits	19,235	14,426	2,100	16,253	0	2,983
Utility Expense	46,443	34,777	1,903	17,599	0	28,844
Office Expense	980	735	309	408	0	572
Telecommunication Expense	172,634	129,476	11,993	122,126	0	50,508
Professional Development/Meetings	2,548	1,911	0	0	0	2,548
Vehicle Maintenance Expense and Fuel	17,416	15,378	1,235	7,452	5,562	4,402
Operations Maintenance Expense	73,930	64,631	5,209	24,645	10,884	38,401
Uniform Expense	10,141	7,669	119	37,751	2,733	(30,342)
Business Insurance	202,110	151,583	16,796	151,168	0	50,943
Licenses & Inspections Expense	1,842	1,135	54	340	0	1,502
State Police Bridge Security	499,728	381,022	43,438	365,687	0	134,042
<b>OPERATING EXPENSE SUBTOTAL</b>	<b>\$5,132,085</b>	<b>\$3,902,878</b>	<b>\$351,906</b>	<b>\$3,502,166</b>	<b>\$19,179</b>	<b>\$1,610,739</b>
<b>ADM OPS ALLOCATION</b>						
TES Allocation			9,589	104,832		
Bridge Maint Allocation			5,212	52,712		
Maint/Toll Allocation			1,989	20,142		
PSBS Allocation			41,923	380,069		
<b>ADM OPS ALLOCATION SUBTOTAL</b>			<b>\$58,713</b>	<b>\$557,756</b>		
<b>TOTAL EXPENSES</b>			<b>\$410,619</b>	<b>\$4,059,923</b>		

**DELAWARE RIVER JOINT TOLL BRIDGE COMMISSION SYSTEM**  
**STATEMENT OF REVENUE AND EXPENSES FOR THE NINE MONTHS ENDED SEPTEMBER 30, 2019**

	Southern Toll Bridges	Central Toll Bridges	Northern Toll Bridges	Toll Bridges Subtotal	Southern Region TSB	Northern Region TSB	TSB Subtotal	Administration Operation	Administration Administrative	ADM Subtotal	TOTAL 2019	TOTAL 2018
<b>TOLL REVENUE</b>												
Net Toll Revenue	20,093,270	52,998,864	28,947,159	102,039,293	-	-	-	-	-	-	102,039,293	94,770,665
ETPass Fee	387,159	542,557	377,785	1,307,500	-	-	-	-	-	-	1,307,500	1,240,297
Net Violation Fee Income	496,337	935,157	574,333	2,005,827	-	-	-	-	-	-	2,005,827	2,507,252
<b>REVENUE FROM TOLL</b>	<b>\$ 20,976,766</b>	<b>\$ 54,476,579</b>	<b>\$ 29,899,276</b>	<b>\$ 105,352,621</b>	<b>\$ -</b>	<b>\$ -</b>	<b>\$ -</b>	<b>\$ -</b>	<b>\$ -</b>	<b>\$ -</b>	<b>\$ 105,352,621</b>	<b>\$ 98,518,214</b>
<b>OPERATING EXPENSE</b>												
Regular Employee Salaries	2,572,047	3,103,578	3,243,306	8,868,932	1,478,556	1,484,901	2,963,457	2,326,890	3,350,644	5,677,534	17,509,922	15,893,815
Part-Time Employee Wages	16,306	46,385	35,941	98,632	7,924	2,289	10,213	-	-	-	108,844	192,054
Summer Employee Wages	16,671	19,943	4,227	40,841	-	-	-	-	-	-	40,841	60,566
Overtime Wages	46,869	61,569	103,913	212,351	51,328	34,260	85,587	14,046	2,321	16,367	314,306	358,443
Pension Contributions	703,353	937,719	951,761	2,592,833	526,260	455,228	981,489	944,924	950,297	1,895,221	5,469,543	4,758,673
FICA Contributions	196,110	242,412	254,968	693,490	115,874	114,379	230,253	245,579	250,541	496,120	1,419,863	1,313,939
Regular Employee Healthcare Benefits	1,011,984	1,298,393	1,279,011	3,589,388	814,356	667,682	1,482,038	842,174	741,544	1,583,718	6,655,144	5,233,945
Life Insurance Benefits	24,126	30,873	31,698	86,698	15,464	16,253	31,717	30,020	28,113	58,132	176,547	164,392
Unemployment Compensation Benefits	-	-	-	-	-	-	-	-	5,751	5,751	29,548	29,548
Utility Expense	162,796	123,820	101,364	387,980	30,721	17,599	48,319	-	-	-	436,300	450,887
Office Expense	2,042	4,089	4,973	11,105	-	408	408	12,137	101,261	113,398	124,911	150,313
Telecommunication Expense	97,414	288,518	247,331	633,264	74,791	122,126	196,917	76,473	58,529	135,001	965,182	869,132
Information Technology Expense	-	-	-	-	-	-	-	-	362,365	362,365	362,365	333,739
Professional Development/Meetings	454	3,701	405	4,561	-	-	-	-	53,045	209,344	145,445	145,445
Vehicle Maintenance Expense and Fuel	106,702	77,440	82,759	266,900	17,291	7,452	24,743	371	843	1,213	292,857	239,659
Operations Maintenance Expense	147,501	282,199	260,609	690,309	38,509	24,645	63,154	-	-	-	753,463	811,405
ESS Operating Maintenance Expense	-	-	-	-	-	-	-	950,149	-	950,149	950,149	563,502
Commission Expense	-	-	-	-	-	-	-	-	13,791	13,791	13,791	13,226
Toll Collection Expense	16,529	21,567	21,645	59,741	-	-	-	-	-	-	59,741	35,645
Uniform Expense	18,213	8,098	20,534	46,845	27,048	37,751	64,799	12,514	-	12,514	124,158	46,599
Business Insurance	519,918	635,402	560,377	1,715,696	309,183	151,168	460,351	57,929	67,267	125,196	2,301,243	2,229,454
Licenses & Inspections Expense	2,829	1,453	1,691	5,972	307	340	647	-	-	-	6,619	5,006
Advertising	-	-	-	-	-	-	-	-	566	566	566	6,415
Professional Services	-	-	-	-	-	-	-	127,353	1,005,542	1,132,895	1,132,895	1,275,855
State Police Bridge Security	935,535	1,099,140	719,725	2,754,400	1,040,172	365,687	1,405,859	-	-	-	4,160,259	4,167,453
ETPass Equipment/Maintenance	214,775	264,287	284,856	763,918	-	-	-	-	-	-	763,918	873,376
General Contingency	-	-	-	-	-	-	-	-	-	-	-	-
ETPass Operating Expense	1,228,761	1,802,886	1,222,948	4,254,596	-	-	-	-	(392,033)	(392,033)	3,862,563	3,105,598
<b>TOTAL OP, MAINT, &amp; ADM</b>	<b>\$ 7,990,936</b>	<b>\$ 10,353,472</b>	<b>\$ 9,434,044</b>	<b>\$ 27,778,452</b>	<b>\$ 4,547,782</b>	<b>\$ 3,502,166</b>	<b>\$ 8,049,949</b>	<b>\$ 5,796,857</b>	<b>\$ 6,600,386</b>	<b>\$ 12,397,243</b>	<b>\$ 48,225,644</b>	<b>\$ 43,328,083</b>
<b>ADM OPS ALOCATION</b>												
TES Allocation	151,732	201,774	204,438	557,944	110,503	104,832	215,335	(891,125)	117,847	(773,279)	-	-
Toll Ops Allocation	166,416	221,888	166,416	554,721	-	-	-	(554,721)	-	(554,721)	-	-
Bridge Maint Allocation	109,172	143,761	115,009	367,892	58,599	52,712	111,312	(479,203)	-	(479,203)	-	-
Maint/Toll Allocation	37,548	58,595	43,947	140,090	22,879	20,142	43,021	(183,111)	-	(183,111)	-	-
PSRS Allocation	536,487	471,804	707,706	1,715,998	617,384	380,069	997,454	(2,713,452)	-	(2,713,452)	-	-
<b>TOTAL ADM OPS ALOCATION</b>	<b>\$ 1,001,305</b>	<b>\$ 1,097,823</b>	<b>\$ 1,237,516</b>	<b>\$ 3,336,644</b>	<b>\$ 809,366</b>	<b>\$ 557,756</b>	<b>\$ 1,367,122</b>	<b>\$ (4,821,612)</b>	<b>\$ 117,847</b>	<b>\$ (4,703,766)</b>	<b>\$ -</b>	<b>\$ -</b>
<b>OTHER OPERATING INC/EXP</b>												
Other Operating Income	-	-	-	-	-	-	-	-	10,525	10,525	10,525	8,840
<b>TOTAL OTHER OP INC</b>	<b>\$ 11,984,525</b>	<b>\$ 43,025,283</b>	<b>\$ 19,227,716</b>	<b>\$ 74,237,524</b>	<b>\$ (5,357,148)</b>	<b>\$ (4,059,923)</b>	<b>\$ (9,417,070)</b>	<b>\$ (975,245)</b>	<b>\$ (6,707,708)</b>	<b>\$ (7,682,953)</b>	<b>\$ 57,137,501</b>	<b>\$ 55,591,971</b>
<b>NET OPERATING INC</b>												
<b>NON-OPERATING REV/EXP</b>												
Interest Revenue	-	-	-	-	-	-	-	-	-	-	9,773,907	6,277,550
Other Non-Operating Revenue	-	-	-	-	-	-	-	-	-	-	21,317	-
Interest Expense	-	-	-	-	-	-	-	-	-	-	(27,032,214)	(22,675,903)
Depreciation Expense	-	-	-	-	-	-	-	-	-	-	(19,679,180)	(21,453,717)
<b>TOTAL NON-OPS REV/EXP</b>											<b>\$ (36,916,170)</b>	<b>\$ (37,852,070)</b>
<b>CHANGE IN NET ASSETS</b>											<b>\$ 20,221,331</b>	<b>\$ 17,346,901</b>

# **DELAWARE RIVER JOINT TOLL BRIDGE COMMISSION**

**Meeting of October 28, 2019**

## **ADMINISTRATION**

The following Pages reflect the reports on those items assigned to the Administration Department. Each item is reported separately and page numbered accordingly.

**DELAWARE RIVER JOINT TOLL BRIDGE COMMISSION**

**Meeting of October 28, 2019**

**PURCHASING REPORT INDEX**

**MONTH OF SEPTEMBER 2019**

SUBJECT	DESCRIPTION	PAGE NUMBER
Purchasing	Monthly Purchasing Report Covering the Month of September, 2019	1-4

# **DELAWARE RIVER JOINT TOLL BRIDGE COMMISSION**

**Meeting of October 28, 2019**

## **MONTHLY PURCHASING REPORT**

**Month of September 2019**

This report itemizes all orders for purchases made for the month of September, 2019, showing the divisions chargeable for the expense and the source of authority for issuance of the Purchase Order. This authority is broken into three categories:

- (1) By authority of the Commission
- (2) By authority of the Executive Director or his designate
- (3) By authority of the Director

The purchasing activities for the month of September 2019, culminated in the preparation and placement of 50 purchase orders in the total amount of \$427,221.40. For four (4) of these purchases, 13 price inquiries were sent out for an average of 3.25 inquiries per Order ( $13/4=3.25$ ).

Procurements of over \$5,000.00 during the period of September 2019 are shown below:

- One (1) Purchase Order was issued, in the total amount of \$139,950.00 for ESS camera upgrades at Calhoun Street;
- One (1) Purchase Order was issued, in the total amount of \$86,800.00 for ESS camera upgrades at Lower Trenton;
- One (1) Purchase Order was issued, in the total amount of \$43,062.49 for the Cisco equipment Smartnet annual maintenance fee;
- Three (3) Purchase Orders were let, in the total amount of \$24,632.44 for monitors/TV's for the Administration Building at Scudder Falls;
- A Purchase Order was issued, in the total amount of \$19,450.00 to provide and install four (4) ESS workstations at the Administration Building at Scudder Falls.

In addition to the practices employed incidental to purchase of materials, etc., from vendors on a direct basis, the Commission also purchases via direct utilization of the purchasing processes of the State of New Jersey, the Commonwealth of Pennsylvania and other joint purchasing arrangements.

**DELAWARE RIVER JOINT TOLL BRIDGE COMMISSION  
REPORT OF PURCHASING ACTIVITIES**

September 2019

PO Number	Vendor Name	General Description	Req Dept	Contract/Resolution/Comment	Commission	Director of Purchasing	Director
20190437	HOME DEPOT CAPITAL RESERVE	BUILDER'S SUPPLIES (NOT LUMBER)	DWG	PA 4400010890	1,094.00		
20190438	LOWES CAPITAL RESERVE	DWG TRAINING ROOM	DWG	PA 4400016354	1,869.04		
20190439	BERGEY'S TIRE	TIRES	DWG	PA 4400008516	8,332.90		
20190440	STARR UNIFORM	CLOTHING- OFFICER	EP	COSTARS 12	1,055.80		
20190441	TRANS EDGE TRUCK CENTER	2014 MACK A/C REPAIR	I78		1,342.52		
20190442	J. FLETCHER CREAMER & SONS , INC	GUIDE RAIL REPAIR/REPLACE	EP	TTS-723A	9,256.25		
20190443	ADVANCE AUTO	AUTOMOTIVE SUPPLIES	I78	USCM 2017000280	2,512.61		
20190444	E.M. KUTZ, INC.	FLOW PARTS	I78	COSTARS 25	5,372.00		
20190445	GRAINGER	SAFETY HARNESES	TES	NJ M-0002	1,512.59		
20190446	OFFICE BASICS	JANITORIAL SUPPLIES	TM		3,077.84		
20190447	OFFICE BASICS	JANITORIAL SUPPLIES	TM		425.10		
20190448	GLOBAL INDUSTRIAL	TRAFFIC CHANNELIZERS	EP		992.84		
20190449	KOCH 33 FORD	VEHICLE REPAIR	I78		588.47		
20190450	FACTORY DIRECT CHEMICALS	VINEGAR - WEED CONTROL	I78		1,199.98		
20190451	AMAZON CAPITAL SERVICES CAPITAL RESERVE	TV BRACKETS AB@SF	ENG	4074-12-18	1,039.85		
20190452	CDW-G	CISCO WIRELESS ACCESS POINT	IT	COSTARS 6	4,400.00		
20190453	CDW-G	CISCO SMARTNET ANNUAL MAINT.	IT	COSTARS 6	43,062.49		
20190454	CAMPBELL SUPPLY COMPANY OF SUSSEX COUNTY	STARTER FOR STERLING	PC	NJ T-2085	426.17		
20190455	CDW-G	TELEVISIONS	EP	COSTARS 3	3,295.99		
20190456	GRAINGER	FIRST AID SUPPLIES	TES	NJ M-0002	498.96		

**DELAWARE RIVER JOINT TOLL BRIDGE COMMISSION**  
**REPORT OF PURCHASING ACTIVITIES**

September 2019

PO Number	Vendor Name	General Description	Req Dept	Contract/Resolution/Comment	Commission	Director of Purchasing
20190457	HOFFMAN SERVICES, INC.	VEHICLE LIFT INSPECTION	EP		385.00	
20190458	AMAZON CAPITAL SERVICES CAPITAL RESERVE	MONITORS/TVS - AB@SF	ENG	4027-12-18	8,050.53	
20190459	AMAZON CAPITAL SERVICES CAPITAL RESERVE	MONITORS/TVS - AB@SF	ENG	4027-12-18	11,385.93	
20190460	AMAZON CAPITAL SERVICES CAPITAL RESERVE	MONITORS/TVS - AB@SF	ENG	4027-12-18	5,195.98	
20190461	STARR UNIFORM	CLOTHING: SST UNIFORMS	TES	COSTARS 12	737.03	
20190462	FRED BEANS PARTS, INC	AUTO REPAIR / SUPPLIES	TM	PA 4400015878	1,728.47	
20190463	FRED BEANS PARTS, INC	AUTO REPAIR / SUPPLIES	TM	PA 4400015878	263.39	
20190464	FRED BEANS PARTS, INC	AUTO REPAIR / SUPPLIES	TM	PA 4400015878	1,219.63	
20190465	GARDEN STATE HIGHWAY PRODUCTS	I78 REPLACEMENT SIGNS NEEDED	I78	NJ 86462	1,384.48	
20190466	STARR UNIFORM	CLOTHING: ESS UNIFORM	ESS	COSTARS 12	623.19	
20190467	E. J. ACOSTA, INC.	FIRE DOORS DROP TESTS	TM		1,200.00	
20190468	LAWN AND GOLF SUPPLY	MOWER REPAIR	TM		3,654.00	
20190469	SCHNEIDER ELECTRIC BUILDING AMERICAS, INC. CAPITAL RESERVE	ESS CAMERA UPGRADE - CS-TSB	ESS	4032-09-18	139,950.00	
20190470	SCHNEIDER ELECTRIC BUILDING AMERICAS, INC. CAPITAL RESERVE	ESS WORKSTATION	ESS	4032-09-18	19,450.00	
20190471	SCHNEIDER ELECTRIC BUILDING AMERICAS, INC. CAPITAL RESERVE	ESS CAMERA UPGRADE - LT-TSB	ESS	4032-09-18	86,800.00	
20190472	EQUIPMENT DEPOT	SCISSOR LIFT INSPECTION	DWG		188.00	
20190473	BENSALEM LAWN EQUIP	LAWN MOWER	TM	PA 4400020097	2,906.75	
20190474	PUBLIC SAFETY TRAINING INSTITUTE	TRAINING: ESS	ESS		500.00	

**DELAWARE RIVER JOINT TOLL BRIDGE COMMISSION**  
**REPORT OF PURCHASING ACTIVITIES**

September 2019

PO Number	Vendor Name	General Description	Req Dept	Contract/Resolution/ Comment	Commission	Director of Purchasing	Director
<b>** BY AUTHORITY OF **</b>							
20190475	GRAINGER	ELECTRIC WALL HEATERS	MM	NJ M-0002		740.00	
20190476	BEST LINE EQUIPMENT CAPITAL RESERVE	2019 GENIE GR-20 LIFT	ENG	4027-12-18	13,960.00		
20190477	PLANT FARM GARDENS CAPITAL RESERVE	LANDSCAPING-PLANTS	EP	2891-12-15	1,864.29		
20190478	HAFER PETROLEUM EQUIPMENT LTD	FUEL SENSOR REPAIR	I78			312.00	
20190479	INNOVATIVE SURFACE SOLUTIONS	MAG CHLORIDE FOR SNOW REMOVAL	TM			1,040.00	
20190480	E.M. KUTZ, INC.	PLOW PARTS	TM	COSTARS 25		16,027.20	
20190481	E.M. KUTZ, INC.	STEEL BLADE CUTTING EDGE 11-1	NHL	COSTARS 25		2,656.48	
20190482	PAPER MART INCORPORATED	PRINTED BUSINESS ENVELOPES	EO			2,201.06	
20190483	PITNEY BOWES	POSTAGE FOR ADMIN SF	EO			2,000.00	
20190484	GRAINGER CAPITAL RESERVE	SMOKING SHELTER	ENG	4027-12-18	8,500.00		
20190485	STARR UNIFORM	CLOTHING: PSBS	PSBS	COSTARS 12		222.48	
20190486	COOPER ELECTRIC SUPPLY CO	LIGHT FIXTURES	EP			720.11	
<b>Purchase Order Count: 50</b>							
<b>AUTHORITY TOTALS:</b>					<b>\$308,415.87</b>	<b>\$118,805.53</b>	<b>\$0.00</b>
<b>GRAND TOTAL:</b>						<b>\$427,221.40</b>	



Delaware River Joint Toll Bridge Commission  
Meeting of October 28, 2019

**E-ZPASS REPORT  
CUSTOMER SERVICE CENTER/VIOLATIONS PROCESSING CENTER (CSC/VPC)  
OPERATIONS REPORT FOR THE E-ZPASS SYSTEM  
SEPTEMBER 2019**

<b>SUBJECT</b>	<b>DESCRIPTION</b>	<b>PAGE NUMBER</b>
<b>E-ZPass CSC/VPC Operations Report</b>	<b>E-ZPass CSC/VPC Operations Report September</b>	<b>1-4</b>

Delaware River Joint Toll Bridge Commission  
Meeting of October 28, 2019

**E-ZPASS REPORT**  
**CUSTOMER SERVICE CENTER/VIOLATIONS PROCESSING CENTER (CSC/VPC)**  
**OPERATIONS REPORT FOR THE E-ZPASS SYSTEM**  
**SEPTEMBER 2019**

E-ZPass Account and Transponder Information as reported by Conduent State and Local  
Solutions, Inc. (CSC/VPC Provider)

Total Number of Migrated DRJTBC and NJ CSC E-ZPass Accounts

Migrated Business Accounts	Migrated Private Accounts	Total Number of Migrated Accounts	Total Number of NJ CSC Active Accounts
1,654	77,339	78,993	3,103,766

Total Number of Migrated DRJTBC (029) Transponders and NJ CSC E-ZPass Transponders

Migrated Business Account Transponders	Migrated Private Account Transponders	Total Number of Migrated Transponders	Total Number of NJ CSC Active Transponders
9,228	131,323	140,551	5,373,351

The Commission will be able to identify 78,993 migrated accounts through a prefix account number (60000). This number will precede the 4-digit account assigned to these accounts. The prefix number was provided in order for the Commission to identify all migrated E-ZPass accounts.

Delaware River Joint Toll Bridge Commission  
Meeting of October 28, 2019

**E-ZPASS REPORT**  
**CUSTOMER SERVICE CENTER/VIOLATIONS PROCESSING CENTER (CSC/VPC)**  
**OPERATIONS REPORT FOR THE E-ZPASS SYSTEM**  
**SEPTEMBER 2019**

<b>E-ZPass Department Call Activity</b>	<b>Total Calls for September</b>
<b><i>CSC/VPC Inquiries</i></b>	
Account Modification Requests	127
Violation Notification Inquires	70
SFB Inquiries (commuter discount/toll by plate)	5
<b><i>General Commission Inquiries</i></b>	
Calls referred to Other Departments (H.R., Eng., ESS)	15
<b><i>Web-Inquiries</i></b>	
Account Updates	14
Violations	6
Disputes	5
<b>TOTAL NUMBER OF CALLS</b>	<b>242</b>

E-ZPass account modification requests and violation inquiries represent an increase in calls for September.

<b>SCUDDER FALLS BRIDGE TOLL-BY-PLATE UPDATE</b>		
<b>MONTH</b>	<b>TOLL-BY-PLATE NOTICES MAILED</b>	<b>TOLL-BY-PLATE TOLL PAYMENTS</b>
<b>AUGUST</b>	<b>33,289</b>	<b>\$45,262.05</b>
<b>SEPTEMBER</b>	<b>34,984</b>	<b>\$134,012.38</b>

**E-ZPASS REPORT  
CUSTOMER SERVICE CENTER/VIOLATIONS PROCESSING CENTER (CSC/VPC)  
OPERATIONS REPORT FOR THE E-ZPASS SYSTEM  
SEPTEMBER 2019**

**CSC/VPC Post-Migration Collection Update:**

As a result of post-migration collection efforts from May 2014 – September 2019, New Jersey E-ZPass reports \$4,027,696.06 collected in tolls and \$14,513,101.24 collected in fees.

**Counsel's Efforts Regarding Collection Accounts:**

**CRST Lincoln Sales - August Settlement:** DRJTBC received payment in the amount of \$43,188.15 for violation transactions from February 2016 through July 2019. The full outstanding toll in the amount of \$14,428.15 was paid. Conduent receives a percentage share of the administrative fee. Therefore, DRJTBC received payment for the fees in the amount of \$19,185.00. Commission counsel filed a civil complaint for the outstanding amount. General Counsel for CRST International, Inc. and Commission counsel representing Florio Perucci Steinhardt & Capelli negotiated payment for the entire outstanding amount.

**Transcom - August Settlement:** DRJTBC received payment in the amount of \$5,000.00 representing outstanding tolls from April 2014-October 2018. Commission counsel filed a civil complaint for the outstanding amount. Counsel for Transcom and Commission counsel representing Florio Perucci Steinhardt & Capelli negotiated payment.

**JCV Trucking - September Settlement:** DRJTBC will receive payment in the amount of \$100,050.00 representing outstanding tolls and a portion of fees for violation transactions from 2014-2018. The full outstanding toll in the amount of \$67,098 will be paid. \$32,952.00 will be applied to \$143,010.00 in outstanding fees. Commission counsel filed a civil lawsuit for the outstanding amounts. A hearing in Federal Bankruptcy Court was scheduled on September 24<sup>th</sup> which resulted in JCV's Chapter 11 Reorganization Plan and Disclosure Statement. Monthly payments will be paid in the amount of \$1,334.00 over 75 months.

**E-Z PASS REPORT  
CUSTOMER SERVICE CENTER/VIOLATIONS PROCESSING CENTER (CSC/VPC)  
OPERATIONS REPORT FOR THE E-ZPASS SYSTEM  
SEPTEMBER 2019**

**Violation Camera Monitoring:**

The E-ZPass Department in tandem with TransCore's Field Service Technicians (FSTs) monitor vehicle license plate images in the Southern, Central and Northern Regions through the Commission's Violation Enforcement System (VES).

**IAG, New Jersey Turnpike Authority (NJTA) and Electronic Toll Collection System (ETC)  
Meetings and Workshops**

Continue to represent the Commission at the following committees, meetings and workshops:

1. IAG Reciprocity Committee
2. IAG Public Relations & Marketing Committee
3. IAG Legal Committee
4. IAG Rental/Fleet Car Subgroup Committee
5. New Jersey Turnpike Authority Project Status Meetings
6. New Jersey Customer Service Center Requirements Meetings
7. Scudder Falls Bridge CSC Requirements Meetings

**DELAWARE RIVER JOINT TOLL BRIDGE COMMISSION**  
**Meeting of October 28, 2019**

**ELECTRONIC TOLL COLLECTION PROGRAM**

**MONTH OF SEPTEMBER 2019**

<b>SUBJECT</b>	<b>DESCRIPTION</b>	<b>PAGE NUMBER</b>
ETC PROGRAM	Electronic Toll Collection Program Report	1

**DELAWARE RIVER JOINT TOLL BRIDGE COMMISSION**  
**Meeting of October 28, 2019**

**ELECTRONIC TOLL COLLECTION PROGRAM**  
**MONTH OF SEPTEMBER 2019**

The following items were recently initiated, accomplished or performed during the above noted month:

Activities for the In-Lane Toll System

1. TransCore submitted the Commissioning Test report for the installation of the All Electronic Tolling (AET) system at the Scudder Falls Bridge. The document is currently under review by Commission staff and RK&K. Commission staff coordinated with Conduent and TransCore to allow for the NJ CSC to issue an incremental tag status file and for the in-lane toll system to receive and process it.
2. Commission Staff and TransCore meet monthly to review and discuss system operational and maintenance items. A weekly call also takes place to briefly review system maintenance items for the week.

Activities for the E-ZPass Customer Service Center/Violation Processing Center

1. The new NJ Customer Service Center (CSC) is live and transactions for the Scudder Falls Bridge are being processed. The New Jersey Turnpike Authority (NJTA), as the lead agency, is facilitating all meetings with the other agencies and Conduent to manage the implementation of outstanding system elements. Commission staff coordinated with Conduent and TransCore to allow for the NJ CSC to issue an incremental tag status file and for the in-lane toll system to receive and process it.

General Electronic Toll Collection Program Activities

1. Mr. Stracciolini participated in the IAG E-ZPass Executive Management Committee meeting and Policy Committee meetings.

**Delaware River Joint Toll Bridge Commission**  
**Meeting of October 28, 2019**

**CONTRACT COMPLIANCE REPORT INDEX**

**Month of September 2019**

<b>SUBJECT</b>	<b>DESCRIPTION</b>	<b>PAGE NUMBER</b>
<b>Contract Compliance Program Operations Report</b>	<b>Operations Report September 2019</b>	<b>1-14</b>



**Delaware River Joint Toll Bridge Commission**  
**Meeting of October 28, 2019**

**TABLE OF CONTENTS**

	<b><u>PAGE</u></b>
IBE Program Overview	3
Compliance Score Rankings Overview	4
Professional Services & Construction Contractors 25% IBE Target Status (Active & Completed Pie Charts)	5-6
<i>Reference: Active Professional Projects Payments Detail and Score Rankings</i>	7
<i>Reference: Active Construction Projects Payments Detail and Workforce Utilization Score Rankings</i>	8 - 9
<i>Reference: Final IBE Compliance Score Rankings for Professional and Construction Projects</i>	10
MWSBE Program Commitments for Professional and Construction (Active & Completed Pie Charts)	11
<i>Reference: Minority, Women, and Small Business Enterprise Program Overview</i>	12
<i>Reference: MWSBE Professional &amp; Construction Projects Final Commitments</i>	13 - 14

**Delaware River Joint Toll Bridge Commission**  
**Meeting of October 28, 2019**

**IBE PROGRAM OVERVIEW**

The Delaware River Joint Toll Bridge Commission (Commission) established an IBE Program (MBE/WBE/SBE/DBE/DsBE/VBE) with a target of 25% for all Professional Services and Construction Contracts awarded by the Commission effective July 1, 2014. To date, the Commission has awarded sixty-two (62) contracts, with the IBE Program requirements. Currently, there are **(39) active** projects and **(23) completed** projects.

**IBE Program Requirements**

The Commission began using Elation Systems effective January 2017, as the online system for Payment Verification and Certified Payroll Reporting (CPR). All contracts awarded by the Commission to a Prime Consultant/Prime Contractor and their Subconsultants and Subcontractors use this service free of charge. Online training is available to vendors on how to use Elation Systems. The Contract Compliance Department and Elation Support Staff are available to assist all users.

The Contract Compliance Department (CCD) monitors, posts and reports data in regards to all payments. The CCD also reviews all Certified Payrolls submitted into Elation Systems.

*The following are all mandatory requirements:*

**Company On-Line Registration:**

- i. All Primes must register their company and activate an account in Elation Systems; *and*
- ii. All Primes must also ensure that all Subconsultants and Subcontractors register their company and activate an account in Elation Systems.

**Payment Verification:**

- i. Prime Contractors must post all payments to their Subconsultants and/or Subcontractors in Elation Systems; *and*
- ii. Prime Contractors and their Subconsultants and/or Subcontractors must confirm all payments received in Elation Systems.

**Certified Payroll Reporting:**

- i. All Prime Contractors are responsible for assigning someone from their staff with the responsibility to review, approve, and upload their CPR(s) on a weekly basis into Elation Systems; *and*
- ii. All Prime Contractors must also ensure that their Subcontractors upload their CPR(s) on a weekly basis into Elation Systems.

Prime Consultants / Contractors IBE Target performance will be displayed / available on the Commission's public website.

**Delaware River Joint Toll Bridge Commission**  
**Meeting of October 28, 2019**

**Contract Compliance Department**  
**Compliance Score Rankings Overview**

The Commission through its Contract Compliance Department has instituted a Compliance Score Ranking that will be included in the Monthly Contract Compliance Report for all Professional Services and Construction Projects.

The Compliance Score Ranking is an ongoing summary of data presented on Active and Completed contracts, which includes the tracking of payments from Prime Consultants and Contractors to IBE Subconsultants and Subcontractors, and the Prime Contractors Workforce Utilization. The Scores will illustrate the progress and participation to meet the Targets by Prime Consultants and Contractors as part of the IBE program.

The complete and timely reporting of payments and certified payrolls to the Elation Systems by the Prime Consultants and Prime Contractors, and their Subconsultants and Subcontractors, will assist the Prime Consultant and Prime Contractor in tracking the data to meet their targets.

Accordingly, each Prime will also be given a final grade at the completion of each project. Additionally, the data will be uploaded onto the Commission's public website on a monthly basis. *The Score(s) are factored using the following criteria:*

**IBE PAYMENTS**

The payments by the Prime Consultant / Contractor to each of their IBE Subconsultants / Subcontractors will be calculated based on the criteria set by the Commission's 25% IBE Target.

**WORKFORCE UTILIZATION**

Workforce utilization contains 2 levels of scoring and documents the hourly employee utilization by workforce type, ethnicity and gender.

IBE Payments Legend		Workforce Utilization Legend		
Score Rankings	IBE Commitment Participation	Score Rankings	Workforce Commitment Participation	Ethnicity & Gender Participation
A+	45% & above	A+	30% & above	25% & above
A	35% to 44.9%	A	25% to 29.9%	15% to 24.9%
B+	30% to 34.9%	B+	20% to 24.9%	over 15%
B	25% to 29.9%	B	15% to 19.9%	10% to 14.9%
C+	20% to 24.9%	C+	10% to 14.9%	over 10%
C	15% to 19.9%	C	10% to 14.9%	7.5% to 9.9%
D+	10% to 14.9%	D+	5% to 9.9%	over 7.5%
D	5% to 9.9%	D	5% to 9.9%	5% to 7.4%
F	4.9% & below	F	4.9% & below	4.9% & below

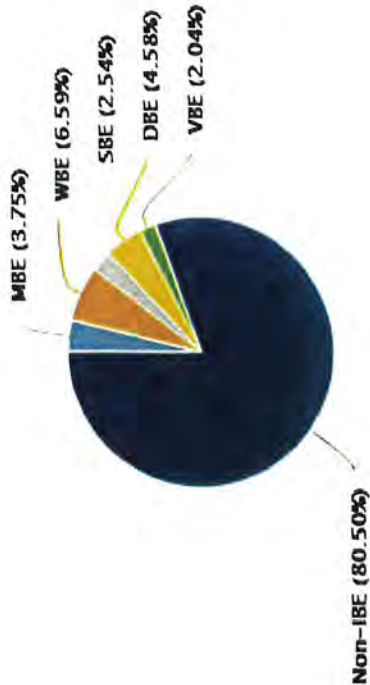
Professional Services and Construction Contractors 25% IBE Target Status

ACTIVE PROJECTS

Current IBE Status: 19.50%

Total Payments to Prime: \$320,831,457.04

Total Payments to IBEs: \$62,562,135.03



MBE: \$12,019,604.33  
SBE: \$8,155,425.14  
VBE: \$6,545,172.75  
WBE: \$21,150,401.16  
DBE: \$14,691,531.65  
Non-IBE: \$258,269,322.01

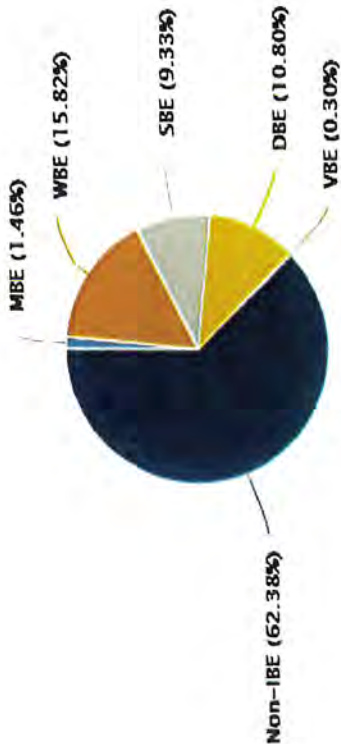
COMPLETED PROJECTS

Final IBE Status: 37.62%

Total Prime Awarded Contract Values: \$50,095,833.74

Total Payments to Prime: \$49,470,508.32

Total Payments to IBEs: \$18,611,110.84



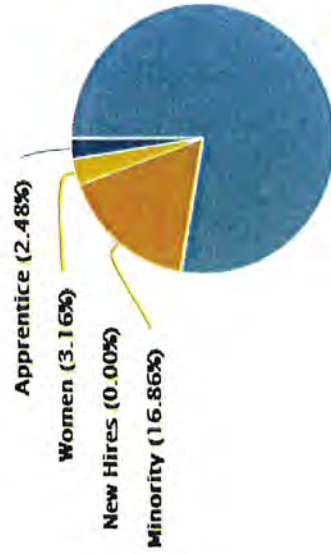
MBE: \$720,216.17  
SBE: \$4,616,275.64  
VBE: \$149,072.60  
WBE: \$7,828,332.43  
DBE: \$5,340,803.66  
Non-IBE: \$30,859,397.48

# Prime Contractor(s) & Subcontractor(s) Workforce Utilization Categories By Hours, Workers & Ethnicity

## Workers Categories

Hours, Percentages and Workers

Total Hours Worked: 1,053,396.47

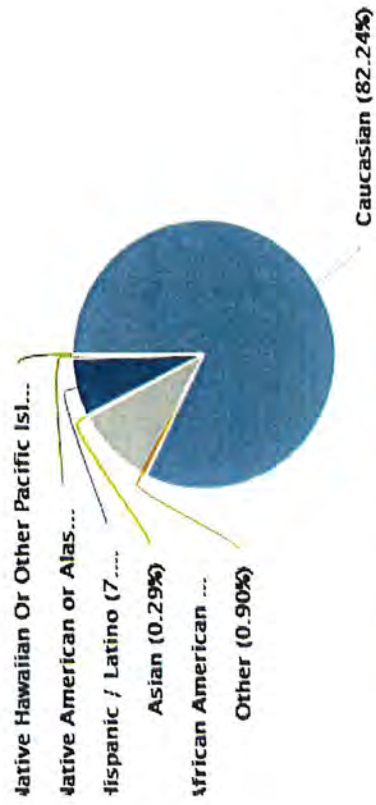


All Other Workers: 78.63%  
 New Hires: 0.00%  
 Women: 3.16%  
 Minority: 16.86%  
 Apprentices: 2.48%

## Ethnicity Categories

Hours, Percentages and Workers

Total Number of Workers: 3,100



Caucasian: 82.24%  
 African American: 9.07%  
 Hispanic / Latino: 7.06%  
 Asian: 0.29%  
 Native American or Alaskan: 0.44%  
 Native Hawaiian Or Other Pacific Islander: 0.01%  
 Other: 0.90%



# Active Professional Services and Construction Projects Payments Detail Report

Total Prime's Contracts Value	\$ 580,133,039.85
Total Payments to Primes	\$ 320,468,958.04
Total Payments to IBEs	\$ 62,508,036.32
IBE Target	25.00%
IBE Actual	19.51%

IBE Payments Legend	
Score	IBE Commitment
Rankings	Participation
A+	45% & above
A	35% to 44.9%
B+	30% to 34.9%
B	25% to 29.9%
C+	20% to 24.9%
C	15% to 19.9%
D+	10% to 14.9%
D	5% to 9.9%
F	4.9% & below

Prime Consultants	Project Title	Contract Value	Prime P / T / D	IBE P / T / D	IBE Actual	Score
GANNETT FLEMING, INC.	C-519A - Southern Operations & Maintenance Facilities Improvements	\$ 3,012,681.45	\$ 369,992.06	\$ 117,644.90	31.80%	B+
GANNETT FLEMING, INC.	C-644A - I78 Bridges & Approach Slab Rehabilitation	\$ 651,157.49	\$ 504,246.00	\$ 42,925.47	8.51%	D
JOSEPH JINGOLI & SON, Inc.	C-657A - TOA / Building Construction Management Services - PA Assignment Level 3 Toll Bridge Facilities Energy Contract	\$ 300,000.00	\$ 294,729.96	\$ 13,380.00	4.54%	F
MICHAEL BAKER INTERNATIONAL, INC.	C-660A - SFB Replacement Project Final Design Services	\$ 33,626,658.74	\$30,483,270.84	\$6,323,387.59	20.74%	C+
McCORMICK TAYLOR, INC.	C-662A - SFB Replacement Public Involvement Services	\$ 1,800,016.87	\$ 1,166,909.24	\$ 342,163.84	29.32%	B
CHERRY WEBER & ASSOCIATES, P.C. d/b/a Van Cleef Engineering Associates, LLC	C-684A - General Engineering Services 2015-2018 Annual Inspections	\$ 1,260,000.00	\$ 902,696.13	\$ 208,235.66	23.07%	C+
JOHNSON, MIRMIRAN AND THOMPSON, INC.	C-696A - TOA / Engineering Services - PA Assignment	\$ 500,000.00	\$ 369,964.75	\$ 91,400.98	24.71%	C+
FRENCH & PARRELLO ASSOCIATES	C-696B - TOA / Engineering Services - NJ Assignment	\$ 500,000.00	\$ 139,135.60	\$ 139,135.60	100.00%	A+
RUMMEL, KLEPPER & KAHL, LLP	C-701A - TOA / Engineering Services for Electronic Toll Collection Systems	\$ 500,000.00	\$ 428,958.91	\$ 91,464.15	21.32%	C+
IH ENGINEERS, P.C. (IBE)	C-702B - Structural / Civil Task Order Agreement - NJ Assignment	\$ 1,000,000.00	\$ 639,792.28	\$ 639,792.28	100.00%	A+
URBAN ENGINEERS, P.C.	C-703A - TOA / Construction Management Services for PA Assignment	\$ 500,000.00	\$ 385,180.05	\$ 89,676.75	23.28%	C+
GREENMAN-PEDERSEN, INC.	C-704A - New Hope / Lambertville Toll Bridge Salt Storage Building - CM / CI Services	\$ 500,000.00	\$ 116,483.25	\$ 7,770.30	6.67%	D
USA ARCHITECTS	C-707A - Commission Administration Building at Scudder Falls	\$ 1,376,451.71	\$ 1,296,274.73	\$1,296,274.73	99.28%	A+
PENNONI ASSOCIATES, INC.	C-715A - Structural/Civil Task Order Agreement - PA Assignment	\$ 1,000,000.00	\$ 449,425.63	\$ 145,165.40	32.30%	B+
JOHNSON, MIRMIRAN & THOMPSON	C-716A - Facilities Task Order Assignment	\$ 500,000.00	\$-	\$-	0.00%	N / A
THE GORDIAN GROUP	C-727A - Job Order Contracting Program Manager Consultant	\$ 650,000.00	\$-	\$-	0.00%	N / A
RUMMEL, KLEPPER & KAHL, LLP	C-728A - Electronic Toll Collection / Tolling Task Order Agreement Consultant - PA Assignment	\$ 500,000.00	\$-	\$-	0.00%	N / A
FRENCH & PARRELLO ASSOCIATES	C-729A - Facilities Task Order Agreement - NJ Assignment	\$ 500,000.00	\$-	\$-	0.00%	N / A
ARORA AND ASSOCIATES, PC.	C-732A - Structural Civil TOA - NJ Assignment	\$ 2,000,000.00	\$-	\$-	0.00%	N / A
KS ENGINEERS, P.C.	C-733A - Construction Management Services Task Order Agreement for Professional Engineering Services	\$ 500,000.00	\$-	\$-	0.00%	N / A
TRC ENGINEERS	CI-671A - SFB Replacement Project Engineering Services for PA Approach Improvements	\$ 6,515,220.03	\$ 2,028,483.16	\$ 935,867.55	46.14%	A+
WSP / PARSONS BRINCKERHOFF, INC.	CI-672A - SFB Replacement Project Engineering Services for Main River Bridge Replacement	\$ 7,776,718.32	\$ 2,337,427.89	\$ 476,525.02	20.39%	C+
GANNETT FLEMING, INC.	CI-673A - SFB Replacement Project Engineering Services for NJ Approach Construction	\$ 6,568,103.32	\$ 2,712,926.06	\$ 834,474.89	30.76%	B+
GREENMAN PEDERSEN, INC.	CM-644A - I78 Bridges and Approach Slabs Rehabilitation Construction Management / Inspection Services	\$ 1,545,442.08	\$ 1,429,603.53	\$ 266,934.72	18.67%	C
HILL INTERNATIONAL, INC.	CM-669A - SFB Replacement Project Construction Management Services	\$ 25,015,066.98	\$10,456,521.64	\$2,294,718.06	21.95%	C+
JOSEPH JINGOLI & SON, INC.	CM-707A - Commission Administration Building at Scudder Falls - Construction Management Services	\$ 529,869.10	\$ 389,484.68	\$ 35,421.21	9.09%	D

7

\*Meeting or Exceeding the Target

\*Not Yet Met the Target

\*P/T/D = Paid To Date

Reporting from 07/01/2014 - 09/30/2019



**IBE Payments Legend**

Score Rankings	IBE Commitment Participation
A+	45% & above
A	35% to 44.9%
B+	30% to 34.9%
B	25% to 29.9%
C+	20% to 24.9%
C	15% to 19.9%
D+	10% to 14.9%
D	5% to 9.9%
F	4.9% & below

**Construction Projects - Summary's & Scores  
(IBE Payments, Workforce Hours & Ethnicity Participation)**

Total of all Primes' Contract Values	\$ 580,133,039.85
Total Payments to all Primes'	\$ 320,468,958.04
Total Payments to all IBEs	\$ 62,508,036.32
IBE Target	25.00%
IBE Actual	19.51%

**Workforce Utilization Legend**

Score Rankings	Workforce Commitment Participation	Ethnicity & Gender Participation
A+	30% & above	25% & above
A	25% to 29.9%	15% to 24.9%
B+	20% to 24.9%	over 15%
B	15% to 19.9%	10% to 14.9%
C+	10% to 14.9%	over 10%
C	10% to 14.9%	7.5% to 9.9%
D+	5% to 9.9%	over 7.5%
D	5% to 9.9%	5% to 7.4%
F	4.9% & below	4.9% & below

**ALL CONSTRUCTION PROJECTS**

Payments Summary					Workforce Hours Summary 17.04%						Ethnicity Participation Summary			
Total Contracts Value	Total Prime P / T / D	Total IBE P / T / D	Total IBE %	Payments Score (Total IBE Payments)	Total Number of Workers	Total Hours Worked	Caucasian Hours	Total Minority Hours	Total Women Hours	Workforce Score (Total Hours Worked)	Caucasian %	Minority %	Women %	Ethnicity Score (Total Participation %)
\$ 580,133,039.85	\$ 320,468,958.04	\$ 62,508,036.32	19.51%	C+	2709	990,397.31	821,619.45	168,778.16	31,849.50	B	80.49%	17.04%	2.47%	B

**DB-540A - TRANSORE - Electronic Toll Collection System Replacement - Design, Build & Maintain**

Payments Summary					Workforce Hours Summary 53.2%						Ethnicity Participation Summary			
Total Contracts Value	Total Prime P / T / D	Total IBE P / T / D	Total IBE %	Payments Score (Total IBE Payments)	Total Number of Workers	Total Hours Worked	Caucasian Hours	Total Minority Hours	Total Women Hours	Workforce Score (Total Hours Worked)	Caucasian %	Minority %	Women %	Ethnicity Score (Total Participation %)
\$ 12,462,964.26	\$ 10,937,590.24	\$ 2,316,211.51	21.18%	C+	15	2,040.00	952.50	1,087.50	0.00	A+	53.31%	46.69%	0.00%	A+

**DB-724A - SCHNEIDER ELECTRIC - Electronic Surveillance / Detection System Maintenance Contract**

Payments Summary					Workforce Hours Summary 0%						Ethnicity Participation Summary			
Total Contracts Value	Total Prime P / T / D	Total IBE P / T / D	Total IBE %	Payments Score (Total IBE Payments)	Total Number of Workers	Total Hours Worked	Caucasian Hours	Total Minority Hours	Total Women Hours	Workforce Score (Total Hours Worked)	Caucasian %	Minority %	Women %	Ethnicity Score (Total Participation %)
\$ 11,294,820.75	\$ 256,678.27	\$ 27,708.76	10.80%	D+	0	0.00	136.00	0.00	0.00	F	100.00%	0.00%	0.00%	F

**T-611A - MAGNUM (IBE) - NH / L Toll Bridge Salt Storage Facility**

Payments Summary					Workforce Hours Summary 0%						Ethnicity Participation Summary			
Total Contracts Value	Total Prime P / T / D	Total IBE P / T / D	Total IBE %	Payments Score (Total IBE Payments)	Total Number of Workers	Total Hours Worked	Caucasian Hours	Total Minority Hours	Total Women Hours	Workforce Score (Total Hours Worked)	Caucasian %	Minority %	Women %	Ethnicity Score (Total Participation %)
\$ 1,439,584.00	\$ 210,052.80	\$ 210,052.80	100.00%	A+	16	1,578.50	1,578.50	0.00	0.00	F	100.00%	0.00%	0.00%	F

**T-544A - J.D. ECKMAN - Easton / Phillipsburg Toll Bridge Facility Administration Building**

Payments Summary					Workforce Hours Summary 25.6%						Ethnicity Participation Summary			
Total Contracts Value	Total Prime P / T / D	Total IBE P / T / D	Total IBE %	Payments Score (Total IBE Payments)	Total Number of Workers	Total Hours Worked	Caucasian Hours	Total Minority Hours	Total Women Hours	Workforce Score (Total Hours Worked)	Caucasian %	Minority %	Women %	Ethnicity Score (Total Participation %)
\$ 11,117,003.61	\$ 10,655,961.72	\$ 3,066,725.97	28.78%	B	318	48,869.50	35,248.00	12,522.75	1,098.75	A	77.67%	26.21%	2.30%	A+

**T-668A - TRUMBULL SFB Bridge Replacement Project**

Payments Summary					Workforce Hours Summary 20.5%						Ethnicity Participation Summary			
Total Contracts Value	Total Prime P / T / D	Total IBE P / T / D	Total IBE %	Payments Score (Total IBE Payments)	Total Number of Workers	Total Hours Worked	Caucasian Hours	Total Minority Hours	Total Women Hours	Workforce Score (Total Hours Worked)	Caucasian %	Minority %	Women %	Ethnicity Score (Total Participation %)
\$ 407,099,015.14	\$ 221,945,459.72	\$ 38,591,146.79	17.39%	C	2379	857,074.00	710,610.75	145,638.25	30,541.75	B+	75.21%	22.19%	2.60%	A

**T-707A - BRACY - Commission Administration Building at Scudder Falls Bridge & Adaptive Reuse of the 1799 Building**

Payments Summary					Workforce Hours Summary 11.65%						Ethnicity Participation Summary			
Total Contracts Value	Total Prime P / T / D	Total IBE P / T / D	Total IBE %	Payments Score (Total IBE Payments)	Total Number of Workers	Total Hours Worked	Caucasian Hours	Total Minority Hours	Total Women Hours	Workforce Score (Total Hours Worked)	Caucasian %	Minority %	Women %	Ethnicity Score (Total Participation %)
\$ 21,357,000.00	\$ 18,359,339.73	\$ 3,695,615.21	20.13%	C+	399	76,617.36	67,222.95	8,923.66	209.00	C	77.19%	20.30%	2.01%	A



T-711AR - BRACY - Easton Phillipsburg Toll Bridge Salt Storage Building														
Payments Summary					Workforce Hours Summary 18.86%						Ethnicity Participation Summary			
Total Contracts Value	Total Prime P / T / D	Total IBE P / T / D	Total IBE %	Payments Score (Total IBE Payments)	Total Number of Workers	Total Hours Worked	Caucasian Hours	Total Minority Hours	Total Women Hours	Workforce Score (Total Hours Worked)	Caucasian %	Minority %	Women %	Ethnicity Score (Total Participation %)
\$ 1,711,600.00	\$ 414,245.17	\$ -	0.00%	F	17	1,723.00	1,398.00	325.00	0.00	B	94.12%	5.88%	0.00%	D

TS-687A - CARR & DUFF - Lower Trenton Toll Supported Bridge Replacement of Sign Lighting Elements														
Payments Summary					Workforce Hours Summary 1.5%						Ethnicity Participation Summary			
Total Contracts Value	Total Prime P / T / D	Total IBE P / T / D	Total IBE %	Payments Score (Total IBE Payments)	Total Number of Workers	Total Hours Worked	Caucasian Hours	Total Minority Hours	Total Women Hours	Workforce Score (Total Hours Worked)	Caucasian %	Minority %	Women %	Ethnicity Score (Total Participation %)
\$ 647,000.00	\$ 584,060.00	\$ 163,632.58	28.02%	B	14	2,734.00	2,693.00	41.00	0.00	F	85.71%	14.29%	0.00%	B

TTS-723A - J. FLETCHER CREAMER - On Call Beam Guide Rail & Attenuator Replacement														
Payments Summary					Workforce Hours Summary 33.15%						Ethnicity Participation Summary			
Total Contracts Value	Total Prime P / T / D	Total IBE P / T / D	Total IBE %	Payments Score (Total IBE Payments)	Total Number of Workers	Total Hours Worked	Caucasian Hours	Total Minority Hours	Total Women Hours	Workforce Score (Total Hours Worked)	Caucasian %	Minority %	Women %	Ethnicity Score (Total Participation %)
\$ 1,376,866.00	\$ 204,064.00	\$ 44,583.60	21.85%	C+	32	724.00	484.00	240.00	0.00	A+	59.38%	40.63%	0.00%	A+

TTS-734A - MOUNT CONSTRUCTION (SBE) - JOC North Bridge Construction														
Payments Summary						Workforce Hours Summary						Ethnicity Participation Summary		
Total Contracts Value	Total Prime P / T / D	Total IBE P / T / D	Total IBE %	Payments Score (Total IBE Payments)	Total Number of Workers	Total Hours Worked	Caucasian Hours	Total Minority Hours	Total Women Hours	Workforce Score (Total Hours Worked)	Caucasian %	Minority %	Women %	Ethnicity Score (Total Participation %)
\$ 3,500,000.00	\$ -	\$ -	0.00%	N / A	0	0.00	0.00	0.00	0.00	N / A	0.00%	0.00%	0.00%	N / A

TTS-735A - MOUNT CONSTRUCTION (SBE) - JOC Services for Bridge, Highway & Civil Work - South Region														
Payments Summary						Workforce Hours Summary					Ethnicity Participation Summary			
Total Contracts Value	Total Prime P / T / D	Total IBE P / T / D	Total IBE %	Payments Score (Total IBE Payments)	Total Number of Workers	Total Hours Worked	Caucasian Hours	Total Minority Hours	Total Women Hours	Workforce Score (Total Hours Worked)	Caucasian %	Minority %	Women %	Ethnicity Score (Total Participation %)
\$ 2,500,000.00	\$ -	\$ -	0.00%	N / A	0	0.00	0.00	0.00	0.00	N / A	0.00%	0.00%	0.00%	N / A

TTS-736A - RCC BUILDERS & DEVELOPERS - JOC for Building and Facility Work - North Region															
Payments Summary						Workforce Hours Summary						Ethnicity Participation Summary			
Total Contracts Value	Total Prime P / T / D	Total IBE P / T / D	Total IBE %	Payments Score (Total IBE Payments)	Total Number of Workers	Total Hours Worked	Caucasian Hours	Total Minority Hours	Total Women Hours	Workforce Score (Total Hours Worked)	Caucasian %	Minority %	Women %	Ethnicity Score (Total Participation %)	
\$ 3,000,000.00	\$ -	\$ -	0.00%	N / A	0	0.00	0.00	0.00	0.00	N / A	0.00%	0.00%	0.00%	N / A	

TTS-737A - RCC BUILDERS & DEVELOPERS - JOC for Building and Facility Work - South Region															
Payments Summary					Workforce Hours Summary						Ethnicity Participation Summary				
Total Contracts Value	Total Prime P / T / D	Total IBE P / T / D	Total IBE %	Payments Score (Total IBE Payments)	Total Number of Workers	Total Hours Worked	Caucasian Hours	Total Minority Hours	Total Women Hours	Workforce Score (Total Hours Worked)	Caucasian %	Minority %	Women %	Ethnicity Score (Total Participation %)	
\$ 3,500,000.00	\$ -	\$ -	0.00%	N / A	0	0.00	0.00	0.00	0.00	N / A	0.00%	0.00%	0.00%	N / A	

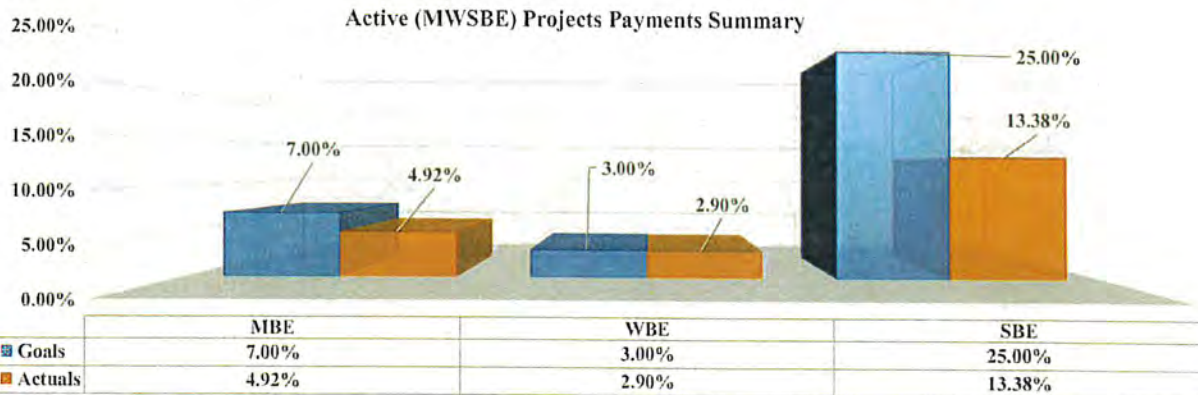


# Final Compliance Scores for Completed Professional and Construction Projects

IBE Payments Legend	
Score	IBE Commitment
Rankings	Participation
A+	45% & above
A	35% to 44.9%
B+	30% to 34.9%
B	25% to 29.9%
C+	20% to 24.9%
C	15% to 19.9%
D+	10% to 14.9%
D	5% to 9.9%
F	4.9% & below

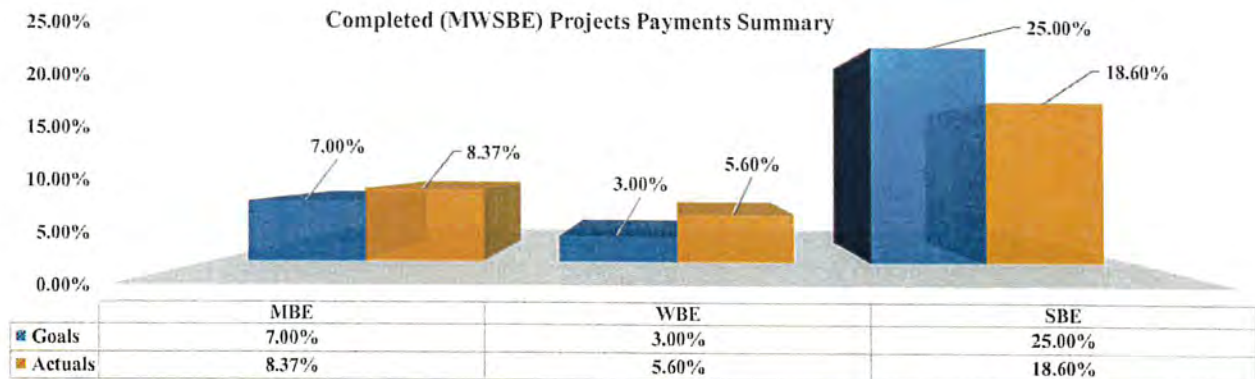
PRIME CONSULTANTS / CONTRACTORS	PROJECT TITLE	PRIME CONTRACT VALUES	IBE PAYMENT TOTALS	IBE TARGET	IBE ACTUAL	IBE TYPE	SCORE
Burns Engineering, Inc.	C-508A - I78 Maintenance Garage Expansion	\$ 717,042.74	\$ 305,795.94	25.00%	42.65%		A
Ammann & Whitney	C-650A - Riverton / Belvidere TSB Critical Member Strengthening - Design	\$ 451,072.33	\$ 36,347.80	25.00%	8.06%		D
Pennoni Associates Inc	C-663A - SFB Replacement Project Traffic Engineering Services Pre-construction Traffic Study	\$ 237,424.67	\$ 118,547.24	25.00%	49.93%		A+
Jacobs Engineering Group Inc.	CI-566A - Portland / Columbia Toll Bridge Approach Roadways Improvements	\$ 476,991.53	\$ 144,473.11	25.00%	30.29%		B+
Jacobs Engineering Group Inc.	CI-665A - SFB Replacement Project Engineering Services for PA Noise Walls Construction	\$ 626,933.76	\$ 44,766.05	25.00%	7.14%		D
STV, Inc.	CM-508A - I78 Maintenance Garage Expansion Engineering Services for Construction Management	\$ 582,335.21	\$ 44,851.79	25.00%	7.70%		D
Greenman-Pedersen, Inc.	CM-664A - SFB Replacement Project PA Noise Walls Construction Management Services	\$ 849,622.00	\$ 137,484.89	25.00%	16.18%		C
Bracy Construction Inc	T-508A - I78 Maintenance Garage Expansion at I78 PA Welcome Center / Maintenance Facility	\$ 9,845,177.03	\$ 1,589,381.54	25.00%	16.14%		C
West Side Hammer Electric	T-514A - DIII Toll Bridges Facilities Emergency Standby Generators Improvements	\$ 644,686.07	\$ 197,339.99	25.00%	30.61%		B+
Intercounty Paving Company	T-566A - Portland / Columbia Toll Bridge Approach Roadway Improvements	\$ 6,317,000.00	\$ 1,877,906.86	25.00%	30.32%		B+
Merco, Inc. (IBE Prime)	T-641A - Easton / Phillipsburg Ramp C Stabilization	\$ 998,300.00	\$ 998,300.00	25.00%	100.00%	SBE	A+
MJF Electrical Contracting, Inc.	T-645A- Building & Facilities Energy Conservation	\$ 5,376,806.87	\$ 480,200.00	25.00%	100.00%		A+
Schneider Electric	T-645B - Building & Facilities Energy Conservation Measures - Mechanical/Controls	\$ 1,247,159.50	\$ 129,525.50	25.00%	10.39%		D+
TRC Engineers	T-661A - SFB Replacement Project Subsurface Boring & Sampling	\$ 1,438,942.00	\$ 234,466.30	25.00%	16.29%		C
PKF-Mark III, Inc.	T-666A - SFB Replacement Project Construction for PA Noise Walls	\$ 11,394,750.00	\$ 3,338,786.23	25.00%	29.76%		B
AP Construction, Inc.	T-667A - SFB Replacement Project Tree Clearing	\$ 1,814,999.39	\$ 454,825.01	25.00%	26.42%		B
Sparwick Contracting, Inc. (IBE Prime)	T-705A - I78 Toll Plaza Bumper Block Replacement	\$ 160,006.00	\$ 160,006.00	25.00%	100.00%	SBE	A+
Allied Painting, Inc.	T-708A - New Hope / Lambertville Toll Bridge Floor System Rehabilitation -Facility Administration Building	\$ 1,694,000.00	\$ 170,944.28	25.00%	11.06%		D+
Bracy Construction	T-717A - Milford / Montague Toll Bridge Salt Storage Building	\$ 1,244,000.00	\$ 70,588.96	25.00%	5.73%		D
Mount Construction Co., Inc. (IBE Prime)	TS-639B - Lower Trenton TSB Approach Roadways Improvements	\$ 2,090,794.02	\$ 2,090,794.00	25.00%	100.00%	SBE	A+
Road-Con, Inc.	TS-650A - Riverton / Belvidere TSB	\$ 652,738.50	\$ 28,347.48	25.00%	4.34%		F
Sparwick Contracting, Inc. (IBE Prime)	TS-677A - SF TSB Interim Deck Repairs on I-95	\$ 1,003,336.00	\$ 999,656.00	25.00%	100.00%	SBE	A+
Carr & Duff, Inc.	TS-699A - Lower Trenton TSB Approach Traffic Signal Equipment Upgrades	\$ 161,150.37	\$ 61,169.00	25.00%	37.96%		A

## Minority, Women and Small Business Enterprise Payment Reporting



SUMMARY TOTALS		MBE		WBE		SBE	
M/WBE Summary Totals	\$ 27,153,479.84	ACTUAL	PAYMENTS	ACTUAL	PAYMENTS	ACTUAL	PAYMENTS
SBE Summary Totals	\$ 1,582,488.53	4.92%	\$1,337,183.07	2.90%	\$ 786,800.63	13.38%	\$ 211,785.97

PROJECT NO.	CONTRACTOR / CONSULTANT	PROJECT VALUE	TOTAL PAYMENTS TO DATE	MBE GOAL 7 %	MBE PAYMENTS	WBE GOAL 3 %	WBE PAYMENTS	SBE GOAL 25 %	SBE PAYMENTS	AWARD DATE
C-502A	AECOM Transp.	\$ 30,397,000.00	\$ 26,395,486.30	4.34%	\$ 1,319,428.97	2.50%	\$ 759,567.37		\$ -	11/25/2008
C-628A	Dewberry	\$ 1,000,000.00	\$ 474,876.49	1.78%	\$ 17,754.10	2.22%	\$ 22,233.26		\$ -	02/25/2014
C-629A	Hill International	\$ 300,000.00	\$ 181,931.20		\$ -		\$ -	13.66%	\$ 40,993.70	07/29/2014
C-556A	Pennoni Associates	\$ 389,614.63	\$ 323,615.98		\$ -		\$ -	12.88%	\$ 50,193.77	05/20/2014
C-628B	Louis Berger Group	\$ 1,000,000.00	\$ 800,089.77		\$ -		\$ -	9.21%	\$ 92,111.29	12/23/2013
C-599A	McCormick & Taylor	\$ 1,000,000.00	\$ 283,117.05		\$ -	0.50%	\$ 5,000.00		\$ -	11/01/2011



SUMMARY TOTALS		MBE		WBE		SBE	
M/WBE Summary Totals	\$ 141,741,490.25	ACTUAL	PAYMENTS	ACTUAL	PAYMENTS	ACTUAL	PAYMENTS
SBE Summary Totals	\$ 17,198,989.68	8.37%	\$ 11,857,151.27	5.60%	\$ 7,940,052.18	18.60%	\$ 3,199,858.45

**Delaware River Joint Toll Bridge Commission**  
**Meeting of October 28, 2019**

**MINORITY, WOMEN AND SMALL BUSINESS ENTERPRISE PROGRAM OVERVIEW**

The Delaware River Joint Toll Bridge Commission implemented a one-year Minority Business Enterprise (MBE) pilot program, with a 7% participation goal, and the Women Business Enterprise (WBE) pilot program with a 3% goal. These goals applied to consultants and contractors' participating in the Commission's Capital Program and were effective on September 1, 2008.

At its December 2008 Commission Meeting, the Commission revised the pilot program to specify a 25% Small Business Enterprise (SBE) goal to New Jersey assigned consultant contracts in lieu of the previously specified 7% MBE and 3% WBE goals.

At its December 2010 Commission Meeting, due to the success of the Commission's MWSBE Pilot Program, the Delaware River Joint Toll Bridge Commission adopted a resolution for permanent status of the Minority Business Enterprise (MBE) program, with a 7% participation goal, and the Women Business Enterprise (WBE) program with a 3% goal, and the Small Business Enterprise (SBE) program with a 25% goal. These goals apply to consultants and contractors' participating in the Commission's Capital Program.

The Contract Compliance Department continues to monitor, update and analyze the payments for the MWSBE diversity program.

a) PA Assigned Professional Services Contracts:	7% MBE and 3% WBE
b) No State Assigned Professional Services Contracts:	7% MBE and 3% WBE
c) Capital Plan Construction Contracts:	7% MBE and 3% WBE
d) NJ Assigned Professional Services Contracts:	25% SBE

Numerous diversified businesses have benefited and continue to benefit from the Commission's previous M/W/SBE Program. The number of Contracts awarded during the MWSBE Program are as follows:

➤ Active Projects:	6
➤ Completed Projects:	71
➤ Total Capital Program Projects:	77
➤ Total Number of Contractors:	180

As of July 1, 2014 projects fall into the status now commonly referred to as IBE (Identified Business Enterprise) with a projected target to be or to exceed 25% of the total project award amount.



**Minority, Women and Small Business Enterprise Payment Reporting**  
**Completed Contracts Payments Detail**

\*Categories highlighted below indicates the Prime has either met or exceeded the target.

CONTRACT NO.	CONTRACTOR / CONSULTANT	CONTRACT VALUE	MBE GOAL 7.0 %	MBE PAYMENTS	WBE GOAL 3.0 %	WBE PAYMENTS	SBE GOAL 25.0 %	SBE PAYMENTS
DB-427B	A.P. Construction	\$ 4,356,866.00	10.00%	\$ 435,686.60	7.30%	\$ 318,051.22		\$ -
T/TS-573A	A.P. Construction	\$ 7,823,588.00	7.69%	\$ 601,633.92	4.92%	\$ 384,920.53		\$ -
T-440BR	A.P. Construction	\$ 4,608,295.33	11.70%	\$ 539,170.55	7.33%	\$ 337,788.05		\$ -
TTS-476A-2	A.P. Construction	\$ 3,511,153.06	7.20%	\$ 252,803.02	5.50%	\$ 193,113.42		\$ -
T-472A	Allied Painting	\$ 15,595,983.76	9.70%	\$ 1,512,810.42	15.00%	\$ 2,339,397.56		\$ -
C-443A	Ammann & Whitney	\$ 770,909.81	10.00%	\$ 77,090.98	14.00%	\$ 107,927.37		\$ -
C-445A	Ammann & Whitney	\$ 920,304.08	7.20%	\$ 66,261.89	3.20%	\$ 29,449.73		\$ -
C-629B	Michael Baker	\$ 500,000.00		\$ -		\$ -	2.79%	\$ 13,937.96
T-474A	Bracy Contracting	\$ 2,660,000.00	6.05%	\$ 160,930.00	2.87%	\$ 76,342.00		\$ -
C-474A	Brinjac	\$ 287,603.87	8.00%	\$ 23,008.31	9.00%	\$ 25,884.35		\$ -
C-627A	Buchart Horn	\$ 132,374.35	0.00%	\$ -	0.00%	\$ -		\$ -
C-598A	Burns Group	\$ 408,272.00		\$ -		\$ -	8.00%	\$ 32,661.76
C-454A	Carroll Engineers	\$ 500,000.00	18.10%	\$ 90,500.00	5.90%	\$ 29,500.00		\$ -
C-543A	Cherry Weber	\$ 612,233.00		\$ -		\$ -	28.30%	\$ 173,261.94
C-639A	Cherry Weber	\$ 401,455.40	18.10%	\$ 72,663.43	5.90%	\$ 23,685.87		\$ -
T-498A	Cornell & Co.	\$ 1,999,015.22	9.30%	\$ 185,908.42	6.30%	\$ 125,937.96		\$ -
T-554A	Dayspring Electric	\$ 232,117.66	0.00%	\$ -	0.00%	\$ -		\$ -
C-454B	French & Parello	\$ 500,000.00		\$ -		\$ -	17.00%	\$ 85,000.00
C-453A	Gannett Fleming	\$ 1,000,000.00	5.33%	\$ 53,300.00	0.87%	\$ 8,700.00		\$ -
C-598B	Gannett Fleming	\$ 367,353.90		\$ -		\$ -	8.95%	\$ 32,878.17
C-566A	Greenman Pedersen	\$ 350,675.02	9.54%	\$ 33,464.64	0.83%	\$ 2,924.37		\$ -
C-599B	Greenman Pedersen	\$ 1,000,000.00		\$ -		\$ -	4.00%	\$ 40,000.00
CM-437A	Greenman Pedersen	\$ 2,559,020.59		\$ -		\$ -	19.50%	\$ 499,009.02
CM-440B	Greenman Pedersen	\$ 753,336.71		\$ -		\$ -	17.64%	\$ 132,888.60
T-441A	H & G Contractors	\$ 1,586,698.00	6.60%	\$ 104,722.07	1.57%	\$ 24,911.16		\$ -
C-530A	Hill International	\$ 400,000.00	2.50%	\$ 10,000.00	0.00%	\$ -		\$ -
CM-427B	Hill International	\$ 629,749.00		\$ -		\$ -	13.60%	\$ 85,645.86
CM-447B	Hill International	\$ 973,401.52	4.10%	\$ 39,909.46	2.10%	\$ 20,441.43		\$ -
CM-442A	Hill International	\$ 319,826.73		\$ -		\$ -	25.14%	\$ 80,404.44
CM-573A	Hill International	\$ 1,038,384.48	6.20%	\$ 64,379.84	5.80%	\$ 60,226.30		\$ -
T-506A	HRI	\$ 13,727,411.69	7.17%	\$ 984,255.42	2.91%	\$ 399,467.68		\$ -
TS-505A	IEW	\$ 661,352.00	55.00%	\$ 363,743.60	8.93%	\$ 59,058.73		\$ -
DB-563A	J. Fletcher Creamer	\$ 1,283,717.00	15.00%	\$ 192,557.55	4.00%	\$ 51,348.68		\$ -
TTS-634AR	J. Fletcher Creamer	\$ 896,808.00	8.35%	\$ 74,885.53	0.42%	\$ 3,755.75		\$ -
T-437A	J.D. Eckman	\$ 24,412,321.90	7.48%	\$ 1,826,041.68	3.04%	\$ 742,134.59		\$ -
C-549AR	Jacobs Engineering	\$ 445,549.98	8.02%	\$ 35,745.16	3.11%	\$ 13,866.11		\$ -
TS-442A	James A. Anderson	\$ 2,149,268.62	6.30%	\$ 135,403.92	1.30%	\$ 27,940.49		\$ -
TS-443A	James A. Anderson	\$ 2,461,975.00	0.00%	\$ -	6.10%	\$ 150,180.48		\$ -
T-543A	James D. Morrissey	\$ 6,683,640.40	4.80%	\$ 320,814.74	8.64%	\$ 577,466.53		\$ -
CM-444A	JMT	\$ 905,196.00	9.50%	\$ 85,993.62	2.80%	\$ 25,345.49		\$ -
CM-506A	JMT	\$ 1,459,000.00	7.65%	\$ 111,613.50	2.40%	\$ 35,016.00		\$ -
CM-543A	JMT	\$ 752,729.58		\$ -		\$ -	30.60%	\$ 230,335.25
C-506A	KS Engineers	\$ 1,156,622.33	63.38%	\$ 733,067.23	13.44%	\$ 155,450.04		\$ -
TTS-476A-1	Kyle Conti	\$ 4,128,641.00	0.09%	\$ 3,715.78	9.00%	\$ 371,577.69		\$ -
DB-562A	M.L. Ruberton	\$ 344,492.68	8.30%	\$ 28,592.89	3.80%	\$ 13,090.72		\$ -
T-475A	Miniscalco	\$ 68,229.51	2.25%	\$ 1,535.16	1.20%	\$ 818.75		\$ -
TS-445A	Neshaminy Contractors	\$ 6,285,926.10	16.90%	\$ 1,062,321.51	2.70%	\$ 169,720.00		\$ -
TS-447B	Neshaminy Contractors	\$ 8,955,586.24	8.60%	\$ 770,180.42	2.58%	\$ 231,054.12		\$ -
C-437B	Parsons Brinkerhoff	\$ 2,254,674.00		\$ -		\$ -	22.54%	\$ 508,203.52
C-437A	Pennoni Associates	\$ 764,181.39		\$ -		\$ -	24.00%	\$ 183,403.53
C-455B	Remington & Vernick	\$ 400,000.00		\$ -		\$ -	2.49%	\$ 9,960.00
TS-444A	Road-Con	\$ 7,814,850.68	4.87%	\$ 380,583.23	0.31%	\$ 24,226.04		\$ -
T-639A	Road-Con	\$ 3,324,313.00	0.00%	\$ -	13.90%	\$ 462,079.51		\$ -
C-621A	Rummel, Klepper & Kahl	\$ 487,881.64	9.01%	\$ 43,941.24	3.16%	\$ 15,427.54		\$ -
T-624A	Sparwick	\$ 874,601.00	7.60%	\$ 66,469.68	0.75%	\$ 6,559.51		\$ -
C-440B	Stantec	\$ 728,011.79	4.75%	\$ 34,580.56	2.80%	\$ 20,384.33		\$ -
C-440A	Stantec	\$ 405,011.03	4.80%	\$ 19,440.53	6.60%	\$ 26,730.73		\$ -
C-600A	STV	\$ 800,000.00		\$ -		\$ -	12.60%	\$ 100,800.00



\*Categories highlighted below indicates the Prime has either met or exceeded the target.

CONTRACT NO.	CONTRACTOR / CONSULTANT	CONTRACT VALUE	MBE GOAL 7.0 %	MBE PAYMENTS	WBE GOAL 3.0 %	WBE PAYMENTS	SBE GOAL 25.0 %	SBE PAYMENTS
CM-472A	STV	\$ 1,728,385.40		\$ -		\$ -	23.80%	\$ 411,355.73
CM-474A	STV	\$ 291,172.17	0.00%	\$ -	0.00%	\$ -		\$ -
C-538A	STV	\$ 500,000.00	1.25%	\$ 6,250.00	31.20%	\$ 156,000.00		\$ -
CM-443A	STV	\$ 204,152.63	16.75%	\$ 34,195.57	11.00%	\$ 22,456.79		\$ -
CM-445A	STV	\$ 682,064.44		\$ -		\$ -	26.00%	\$ 177,336.75
CM-498A	STV	\$ 571,665.66	12.00%	\$ 68,599.88	2.40%	\$ 13,719.98		\$ -
C-453B	T & M Associates	\$ 1,000,000.00		\$ -		\$ -	18.90%	\$ 189,000.00
C-07-11	Transystems	\$ 747,493.55		\$ -		\$ -	21.05%	\$ 157,347.39
C-447B	Transystems	\$ 666,016.64	8.00%	\$ 53,281.33	2.00%	\$ 13,320.33		\$ -
CM-476A	Trumbull	\$ 699,250.00	13.60%	\$ 95,098.00	6.10%	\$ 42,654.25		\$ -
C-505A	Urban Engineers	\$ 154,598.70		\$ -		\$ -	36.50%	\$ 56,428.53
C-539A	URS Corporation	\$ 265,070.69		\$ -		\$ -	0.00%	\$ -

# **DELAWARE RIVER JOINT TOLL BRIDGE COMMISSION**

**Meeting of October 28, 2019**

## **COMMUNICATIONS**

The following Pages reflect the reports on those items assigned to the Communications Department. Each item is reported separately and page numbered accordingly.

**DELAWARE RIVER JOINT TOLL BRIDGE COMMISSION**  
**Meeting of October 28, 2019**

**OPERATIONS INDEX**  
**FOR**  
**COMMUNICATIONS**

<b>SUBJECT</b>	<b>DESCRIPTION</b>	<b>PAGE NUMBER</b>
Communications	Status Report Month of September 2019	1-3

# DELAWARE RIVER JOINT TOLL BRIDGE COMMISSION

Meeting of October 28, 2019

## COMMUNICATIONS REPORT

September 2019

- **COMMISSION AWARENESS EFFORTS:**

**Scudder Falls Bridge Replacement Project** – Updated detour maps for various MPT events related to project construction activities and demolition of the old Scudder Falls Bridge. Scaled back advertising efforts for E-ZPass at the new bridge now that tolling has been in effect for more than two months. Some advertising will continue through the end of the year. This will consist mostly of billboards. Weekly travel advisories continue to be posted and distributed, although mainline I-295 roadway and interchanges are devoid of peak-period restrictions for the foreseeable future.

**I-78 Pavement Joint Rehabilitation Project** – With the start-up of the Commission's job-order contract – the I-78 Pavement Joint Rehabilitation Project – a series of weekly travel advisories was established to raise public awareness of the construction and related overnight travel restrictions. The outreach has resulted in online, print and radio coverage. This short-duration project is expected to end late October or early November.

**Ewing Library Bridge History Presentation** – Prepared and deliver a 90-minute-long slide program on the history of the Delaware River bridges in Mercer County, including the current Scudder Falls Bridge Rehabilitation Project. Approximately 40 people attended the presentation, which included information about the Bridge Commission's origins and service mission. There was significant audience interest in the Scudder Falls project and the history of that crossing's establishment and legacy.

**Apparent Crop Duster Flies Below the Riegelsville Bridge** – The posting of a screen shot of an airplane flying beneath the Riegelsville Bridge on a social-media site ignited a flurry of media interest and an investigation by the FAA. Coordinated with security, executive staff and FAA to provide interviews to newspaper, online and television outlets from Lehigh Valley to Philadelphia.

- **MEDIA RELATIONS:**

**Hot Topics:** E-ZPass newspaper advertisements; rock fall-prevention fence along I-80 New Jersey approach to the Delaware Water Gap Toll Bridge; \$100 million Morrisville town square project outlined; demolition of the Scudder Falls Bridge; Delaware River cleanup in the vicinity of the Lumberville-Raven Rock Toll-Supported Pedestrian Bridge; 9-11 Promise Run at the Calhoun Street Bridge; I-78 overnight single-lane patterns for new project; I-80 eastbound shutdown near bridge; biologists catch shad near Easton bridge; plane flies beneath the Riegelsville Toll-Supported ridge; bridge traffic for Riverside festival in Easton; various Scudder Falls project-related travel restrictions; Route 22 east paving.



**DELAWARE RIVER JOINT TOLL BRIDGE COMMISSION**  
**Meeting of October 28, 2019**

- **COMMUNITY AFFAIRS:** (Please refer to Community Affairs report)  
Edited and/or assisted on various draft communications, including the summer newsletter. Community Affairs Director Jodee Inscho was instrumental in various Communications and outreach efforts, including an updated detour map for River Road/PA Route 32 closures/detours for demolition of the old Scudder Falls Bridge.

**INTERNAL/EXTERNAL COMMUNICATIONS**

- A total of 13,228 sessions (visits) were recorded during September for the Commission's website – [www.drjtbc.org](http://www.drjtbc.org). That is a significant increase over August 2018, when 11,430 sessions were record, but a decrease from last month's (August) total of 15,854 visits likely generated by the July onset of tolling at the Scudder Falls Bridge and interchange ramp closures at the I-295/Taylorsville Road interchange.
- Issued 7 press releases/travel advisories in September. All of these products concerned the Scudder Falls Bridge Replacement Project and the I-78 Pavement Joint Rehabilitation Project.
- **Important Note:** A considerable amount of time in September was focused on packing and moving office and files to the new administration building at Scudder Falls.
- Facilitated permission for bridge historian Nathan Holth to photograph the Calhoun Street Bridge for the website HistoricBridges.org.
- Move all computer desktop photo files to respective X-drive folders.
- Corrected July Bellevue billings.
- Drafted and vetted proclamation for retiring Steve Cathcart; ordered and picked up plaque for presentation at Commission meeting.
- Spoke with Jeff L'Amoreaux at Mercer County Engineering Department.
- Responded to David Miller inquiry regarding potential presentation on Commission bridges to the Solebury Farmers' Club; set October 5 presentation date and discussed logistics in subsequent phone calls.
- Explained E-ZPass commuter discount to Yardley resident Burton Ring, who filed inquiry through ScudderFallsBridge.com comments portal.
- Responded to Trenton Times photographer inquiry about the demolition of the old Scudder Falls Bridge.
- Posted various alerts on both the DRJTBC.org and scudderfallsbridge.com websites.
- Updated, as needed, the banner ticker on the DRJTBC.org website homepage.
- Reviewed and edited Executive Director Joe Resta's bio for an upcoming presentation and provided to the company/organization (Northstar Strategies) hosting the event.
- Write and post warning message for customers receiving solicitations for E-ZPass app services. Warning was placed as an alert on the DRJTBC website and as banner ticker message on the website's homepage. Worked with website consultant to have it appear as a popup on the website's E-ZPass page.
- Provided Commission logo artwork in various iterations to engineering department's Chip Stracciolini.

**DELAWARE RIVER JOINT TOLL BRIDGE COMMISSION**  
**Meeting of October 28, 2019**

- Coordinated with project manager Vince Fischer on the startup of the I-78 Pavement Joint Rehabilitation Project.
- Visited Trenton-Morrisville maintenance facility with Joe Later in search of historical bridge items.
- Responded to Scudder Falls customer Michael Cheung regarding status of interchange ramps (open) near the bridge.
- Wrote various articles and page entries for the 2018 annual report; secured artwork of the Scudder Falls website redesign.
- Provided copies and text files of the Cathcart proclamation to human resources and for meeting minutes.
- Visited Tinsman Lumber in Lumberville, PA. to get historic photographs of the former wooden bridge and pre-paid toll passes.
- Reviewed and expanded various 2018 monthly news clip packets.
- Photographed demolition progress on the old Scudder Falls Bridge for use in week-of-September 30 travel advisory/project update.
- Fixed Scudder Falls administration building project progress video links on DRJTBC.com website.
- Request informational update from human resources for job opportunities page on drjtbc.org.
- Attended 2020 budget review meeting.
- Compared minute meeting books from 1987 through 2002 to ensure inclusion of monthly minutes kept by various Commission comptrollers over the past 30 years; found discrepancies and reported to administration personnel to ensure a completed and correct record of Commission meetings. A similar review of meeting minutes from 2003 to 2019 will be conducted in October before disposal of hard-copy meeting books.
- Dropped off 1950s bond photo and deteriorated frame for restoration by maintenance personnel at NH-L.
- Brought various photos and historical documents to the new Scudder Falls administration building.
- Brought missing meeting books to administrative personnel for inclusion in respective bound meeting-minute books that were incomplete.
- Updated Scudder Falls page on DRJTBC.com website, including removal of old bridge photo, revisions to interactive map, and other info.

**DELAWARE RIVER JOINT TOLL BRIDGE COMMISSION**

**Meeting of October 28, 2019**

**OPERATIONS INDEX  
FOR  
COMMUNITY AFFAIRS**

<b>SUBJECT</b>	<b>DESCRIPTION</b>	<b>PAGE NUMBER</b>
Community Affairs	Status Report Month of September 2019	1

**DELAWARE RIVER JOINT TOLL BRIDGE COMMISSION**  
**Meeting of October 28, 2019**

**Community Affairs Report**  
**September 2019**

The following Community Affairs activity took place during September 2019:

**Scudder Falls Public Involvement**

Assisted in review and response to messages received via the Commission and Scudder Falls project websites, as appropriate. Questions and concerns included Toll By Plate, E-ZPass procedures, signage.

Assisted in posting weekly construction activity notice on project website and disseminating information on various road closures and changes in traffic patterns.

**Community Events**

There have been several downtown festival sin Easton PA this season. Traffic adjustment plans put in place last year seem to be working, keeping traffic moving across the Northampton Street Toll Supported Bridge and decreasing back-ups into Phillipsburg. We have established good communication between the Commission, Easton and Phillipsburg Police Departments and event organizers.

**Workplace Safety Committee/Training**

Attended Workplace Safety meetings and audit of facility at Easton-Phillipsburg Toll Facility. Began creation of 2020 Safety calendar with TES Assistant Coordinator Linda Tipton.

**Various Community Relations**

Handled various customer and community inquires, including use of facility requests, OPRA request regarding Route 29 off-ramp, met with Trenton Police regarding Rt. 29 off-ramp. Developed contact with Amtrak officials in regards to train tracks in vicinity of Route 1 in Trenton. Distributed notice of NJ DOT work and lane closures on Route 80. Attended Go Hunterdon Annual meeting and awards event and connected with Lambertville Mayor Julie Fahl. Attended open house at YRC Trucking's Lehigh Valley transportation center.

# **DELAWARE RIVER JOINT TOLL BRIDGE COMMISSION**

**Meeting of October 28, 2019**

## **ENGINEERING**

The following Pages reflect the reports on those items assigned to the Engineering Department. Each item is reported separately and page numbered accordingly.

**Meeting of October 28, 2019**  
**PROJECT STATUS REPORT**

FACILITY	PM/PAM	CONTRACT DESCRIPTION	PAGE NO.
Trenton-Morrisville Toll Bridge	RJZ/RWL	<b>Southern Operations &amp; Maintenance Facilities Improvements</b> <ul style="list-style-type: none"><li>Preliminary, Final, &amp; Post Design Services, C-519A</li></ul>	1
Scudder Falls Toll Supported Bridge	KMS/RWL	<b>Scudder Falls Bridge Replacement Project</b> <ul style="list-style-type: none"><li>Final Design Services, Contract C-660A</li><li>Construction Contract, T-668A</li></ul>	2-3
	CTH/KMS	<ul style="list-style-type: none"><li>Construction Management, CM-669A</li></ul>	3
	CLR/KMS	<ul style="list-style-type: none"><li>Construction Inspection, PA Approaches, CI-671A</li><li>Construction Inspection, Main River, CI-672A</li></ul>	4
	VMF/CLR/KMS	<ul style="list-style-type: none"><li>Construction Inspection, NJ Approaches, CI-673A</li></ul>	5
	CTH/RWL	<ul style="list-style-type: none"><li>BM/AET Building Code Compliance Inspections, C-703A-6</li></ul>	5
	KMS/RWL	<b>DMC Services for Construction of the SFB Project</b> <ul style="list-style-type: none"><li>Oversight of Final Design, C-502A-2I</li></ul>	6-7
	CTH/KMS	<b>Public Involvement Services</b> <ul style="list-style-type: none"><li>Design Contract, C-662A</li></ul>	7
	KMS/RWL	<b>Capital Program Management Consultant (CPMC) &amp; Design Management Consultant (DMC) Services for the I-95/Scudder Falls Bridge Improvement Project</b> <ul style="list-style-type: none"><li>CPMC Services 2018 through 2021, C-502A-1M</li></ul>	7
	CAS/RWL	<b>Commission Administration Building at Scudder Falls</b> <ul style="list-style-type: none"><li>Design Contract, C-707A</li><li>Construction Management, CM-707A</li><li>Construction, T-707A</li></ul>	8
	Washington Crossing Toll Supported Bridge	WMC/RWL	<b>Replacement</b> <ul style="list-style-type: none"><li>Feasibility Study, C-715A-6</li></ul>
New Hope-Lambertville Toll Bridge	CTH/RWL	<b>Salt Storage Facility</b> <ul style="list-style-type: none"><li>Design, C-702B-5</li><li>Construction Management/Inspection, C-704A-1</li><li>Construction, T-611A</li></ul>	9-10
	HDH/JRB/RWL	<b>East Abutment Stone Veneer</b> <ul style="list-style-type: none"><li>Study, C-704A-2</li></ul>	10
Uhlerstown-Frenchtown Toll Supported Bridge	HDH/RWL	<b>Replacement of NJ Upstream Retaining Wall</b> <ul style="list-style-type: none"><li>Design, C-732A-1</li></ul>	10
I-78 Toll Bridge	VMF/KMS	<b>I-78 Pavement Rehabilitation (Joint Rehabilitation)</b> <ul style="list-style-type: none"><li>Design Contract, DR-721A</li><li>Construction Contract, T/TS-734A-001</li></ul>	11
Easton-Phillipsburg Toll Bridge	CTH/RWL	<b>Salt Storage Facility</b> <ul style="list-style-type: none"><li>Design, C-702B-3</li><li>Construction Management/Inspection, C-704A-3</li><li>Construction, T-711AR</li></ul>	11-12
	HDH/RWL	<b>Critical Member Strengthening And Load Capacity Assessment Of The Us 22 Broad Street Viaduct</b> <ul style="list-style-type: none"><li>Assessment, C-732A-2</li></ul>	12
Delaware Water Gap Toll Bridge	CTH/RWL	<b>Toll Plaza Roadway &amp; NJ Approach Repairs</b> <ul style="list-style-type: none"><li>Scoping/Concept Study, C-702B-6</li></ul>	13

**Notes:** *Facilities are listed South to North*

*The first set of initials indicate the Project Manager and the second set of initial indicate the Program Area Manager*

### Project Manager Legend

WMC – M. Cane  
CTH – C. Harney

VMF – V. Fischer

### Program Area Manager Legend

KMS – K. Skeels  
CAS – C. Stracciolini  
RJZ – R. Zakharia

RLR – R. Rash  
CLR – C. Rood

**DELAWARE RIVER JOINT TOLL BRIDGE COMMISSION**  
**Meeting of October 28, 2019**  
**PROJECT STATUS REPORT**

<b>FACILITY</b>	<b>PM/PAM</b>	<b>CONTRACT DESCRIPTION</b>	<b>PAGE NO.</b>
<b>District 2 and 3</b>	RJZ/RWL	<b>Phase 1 Toll Collection Counting Facilities</b> <ul style="list-style-type: none"> <li>Preliminary, Final &amp; Post Design Services, C-696B-1</li> </ul>	13
<b>Multiple Facilities and/or Commission-Wide</b>	JRB/RWL	<b>Approach Roadway Improvements at the Centre Bridge-Stockton, New Hope-Lambertville, and Uhlerstown-Frenchtown Toll Supported Bridges</b> <ul style="list-style-type: none"> <li>Design, C-715A-1</li> </ul>	14
	WMC/RWL	<b>Electronic Surveillance/ Detection System</b> <ul style="list-style-type: none"> <li>ESS Maintenance Contract, DB-724A</li> </ul>	14
	CAS/RWL	<b>Electronic Toll Collection</b> <ul style="list-style-type: none"> <li>Customer Service Center/Violation Processing Center Project, DB-584A</li> </ul>	14
	CAS/RWL	<b>Traffic Count Program Upgrade</b> <ul style="list-style-type: none"> <li>DR-550A</li> </ul>	15
	CAS/RWL	<b>Electronic Toll Collection System Replacement</b> <ul style="list-style-type: none"> <li>Design, Build, and Maintain, DB-540A</li> <li>All Electronic Tolling Study, C-701A-5</li> <li>SFB All Electronic Tolling System, Installation Management, C-701A-7</li> </ul>	15-16
	RJZ/RWL	<b>Buildings &amp; Facilities Energy Conservation Measures</b> <ul style="list-style-type: none"> <li>Preliminary, Final &amp; Post Design Services, C-657A-3</li> <li>Construction Management Services, C-696A-2</li> <li>Construction, Electrical, T-645A</li> <li>Construction, Mechanical, T-645B</li> </ul>	16-18
	WMC/RWL	<b>Job Ordering Contracting</b> <ul style="list-style-type: none"> <li>Program Manager, C-727A</li> </ul>	18
	JRB/RWL	<b>General Engineering Consultant Annual Inspections</b> <ul style="list-style-type: none"> <li>2015-2018 Annual Inspections, C-684A</li> </ul>	18-19
	CAS/RWL	<b>2015-2016 Traffic Engineering Consultant</b> <ul style="list-style-type: none"> <li>C-686A</li> </ul>	19

**Notes:** Facilities are listed South to North

The first set of initials indicate the Project Manager and the second set of initial indicate the Program Area Manager

Project Manager Legend

WMC – M. Cane  
 CTH – C. Harney

VMF – V. Fischer

Program Area Manager Legend

KMS – K. Skeels  
 CAS – C. Stracciolini  
 RJZ – R. Zakharia

RLR – R. Rash  
 CLR – C. Rood

# **DELAWARE RIVER JOINT TOLL BRIDGE COMMISSION**

**October 28, 2019  
PROJECT STATUS REPORT**

## **SOUTHERN OPERATIONS & MAINTENANCE FACILITIES IMPROVEMENTS**

Preliminary, Final & Post Design Services  
Contract No. C-519A

This contract is for Preliminary, Final and Post-Design Services for space utilization improvements at New Hope Lambertville Toll Bridge Executive Headquarters and the demolition and reconstruction of the Trenton Morrisville Toll Bridge Administration Building as identified under a Task Order Assignment for Space Utilization Program and Concept Study.

In accordance with the Commission's February 26<sup>th</sup> Regular Monthly Commission Meeting, this Contract was awarded to Gannett Fleming, Architects Inc. (GF). Accordingly; a Notice of Award and Limited Notice to Proceed was issued to GF effective February 27, 2018.

A Kick-Off Meeting was conducted with GF on March 20, 2018, and a record room site visits to review and obtain existing records documents was conducted on March 27, 2018. GF is currently conducting existing condition surveys at the New Hope Toll Bridge Facility, contacting all existing public utilities and updating the Boundary & Topographic surveys at Trenton Morrisville site. Consultant continue to conduct users' meeting and updating the Space Utilization Program to serve the Commission's current operations and anticipated needs in the foreseeable future.

In connection with Resolution No. 4076-12-18 and the new real estate acquired to house the Commission's Southern Maintenance Facility, GF completed the Topographic Land Survey, Boundary Survey necessary to proceed with Lot Consolidation with Bucks County, Environmental Assessment Phase I, and currently working on Environmental Assessment Phase II. Screening for suspected Bog Turtles and other federally endangered species' was made on June 14<sup>th</sup> by the US Army Corp. of Engineers and found that the Project site is not considered a Bog Turtle Habitat. In lights of these results an environmental permitting pre-application meeting was held on June 20<sup>th</sup> with PADEP in attendance of the US Army Corps of Engineers as relates to a joint permit for wetland and storm water impact and mitigation as relates to the Southern Maintenance Facility at Langhorne. Another permit Pre-Application meeting was held with Bucks County Soil Conservation on September 26<sup>th</sup> in connection with the Southern Operations Facility at Trenton Morrisville.



# DELAWARE RIVER JOINT TOLL BRIDGE COMMISSION

October 28, 2019  
PROJECT STATUS REPORT

## SCUDDER FALLS BRIDGE REPLACEMENT PROJECT

Final Design  
Contract No. C-660A

During the September reporting period Michael Baker Jr., Incorporated (Baker) of Hamilton New Jersey continued to review and respond to various Requests for Information and submittals from the Contractor and the Construction Manager; and, attended Contract T-668A Progress Meetings, Schedule Meetings and various technical meetings involving design and field issues with the Contractor and CM/CI team.

Construction  
Contract No. T-668A

Trumbull Corporation of Pittsburgh, PA (Trumbull) was awarded the Scudder Falls Bridge Replacement Construction Contract T-668A in the amount of \$396,000,000.00 at the Commission's January 30, 2017 Meeting. The Commission issued a full Notice to Proceed on March 3, 2017.

Weekly Meetings continued between the Contractor and the Commission's Project team to discuss Project schedule, progress, and planning for ongoing and/or upcoming construction activities. Trumbull continued to submit Requests for Information (RFI's) and make required project submittals throughout this reporting period for ongoing and upcoming construction activities. To date there have been a total of 835 Contractor RFIs and a total of 1,397 Contractor Submittals. Trumbull and the Construction Manager (Hill/Jacobs) have also been coordinating on the Baseline CPM Schedule progress updates.

During the September reporting period Trumbull continued construction in work areas extending throughout the project limits in order to complete parallel activities on the project.

In **Pennsylvania**, during the September time period construction continued on: installation of the last sound barrier near Exit 8 Route 332; embankment excavation and grading, and drainage system installation along I-295 EB and at I-295 EB entrance Ramps B and R from Taylorsville Road, the Woodside Road and Taylorsville Road intersection re-construction; the installation of ITS and ESS systems/cameras along with temporary (staging) and permanent highway lighting adjacent to I-295 WB; sandblasting and painting of the Quarry Road Bridge over I-295, which was completed by the end of the month; demolition of the Phase 2 (remaining) Taylorsville Road Bridge superstructure and substructures; completed installation of the piers, pier caps, and abutment footing for the PA Approach Pedestrian/Bike Bridge; roadside landscaping erosion control measures at various areas; and, remaining punch list work for the Bridge Monitor/All Electronic Toll (BM/AET) Building.

On the **Main River Bridge (MRB)**, construction operations continued with the demolition and removal of the existing Main River Bridge superstructure; demolition of existing, NJ land based Pier No 9 making way for new MRB Pier 6 construction. In-water work included trestle

## **DELAWARE RIVER JOINT TOLL BRIDGE COMMISSION**

**October 28, 2019**

### **PROJECT STATUS REPORT**

finger installation off the main causeway work platform in NJ for construction of the new MRB Pier No. 5 in-water cofferdam. The contractor began mobilizing for the MRB downstream structures Pier No. 5 and Pier No. 6 cofferdams construction in NJ.

In **New Jersey**, during the September period work continued on the MSE wall construction, and started on the pier foundation underground shafts, for the NJ Pedestrian/Bike approach Bridge; demolition of the Stage 2 portion of the NJ Main Approach Bridge over Route 29NB, Route 175, and the Delaware & Raritan Canal; and, landscape grading, lighting and drainage along I-295 and the Route 29 interchange. In addition, the Contractor began to mobilize for the construction of the retaining walls adjacent to the I-295 SB entrance Ramp M from NJ Route 175.

Construction Management  
Contract No. CM-669A

At the October 31, 2016 Commissioners Meeting, the Commission awarded Contract No. CM-669A, Construction Management Services for the Scudder Falls Bridge Replacement project to Hill International (Hill) of Philadelphia, PA for an amount not-to-exceed \$25,015,066.98. Hill was provided with Notice of Award and Limited Notice to proceed on November 2, 2016. Hill was then issued a Full Notice to Proceed on January 31, 2017, in parallel with the award of the Scudder Falls Bridge Replacement Contract T-668A at the same meeting.

The Hill team continues to supply construction management personnel as necessary, monitor Trumbull's performance and progress, conduct bi-weekly progress meetings, oversee and coordinate the three (3) construction inspection firms, perform utility coordination in NJ & PA, perform schedule reviews, conduct bi-weekly scheduling meetings, maintain document control, perform health and safety inspections, adjust project staffing as required, address material testing and inspection plan requirements, prepare monthly contractor invoices and manage overall project budget.

# **DELAWARE RIVER JOINT TOLL BRIDGE COMMISSION**

## **October 28, 2019 PROJECT STATUS REPORT**

### **Construction Inspection of the Pennsylvania Approach Contract No. CI-671A**

This Contract is for Construction Inspection (CI) Professional Services for the PA Approach Roadway Improvements portion of the Scudder Falls Bridge Replacement Project, Contract T-668A. TRC Engineers, Inc. (TRC) of Plymouth Meeting, PA was awarded this contract at the February 27, 2017 Commissioners' Meeting; and issued a full Notice to Proceed effective March 29, 2017.

During this reporting period with the completion of the cleaning and painting of the Quarry Road Overhead Bridge the full time Coatings Inspector left the Project. At the present time TRC is providing four (4) full-time inspectors for inspection of the work on the Pennsylvania Approach Roadway portion of the Project, with all working under the supervision of the Construction Manager. Additional Inspectors will be provided as the need arises based on the Contractor's schedule.

### **Construction Inspection of the Main River Bridge Contract No. CI-672A**

This Contract is for Construction Inspection (CI) Professional Services for the Main River Bridge portion of the Scudder Falls Bridge Replacement Project, Contract T-668A. WSP/Parsons Brinckerhoff, Incorporated (PB) of Lawrenceville, NJ was awarded this contract at the February 27, 2017 Commissioners' Meeting; and issued a full Notice to Proceed effective March 22, 2017.

During this reporting period PB continued to provide four (4) full time inspectors for inspection of the work on the Main River Bridge portion of the Project and also continued to provide one (1) full time inspector for inspection of the work on the Pennsylvania Approach Roadway portion of the Project with all inspectors working under the supervision of the Construction Manager. Additional Inspectors will be provided as the need arises based on the Contractor's schedule.

# **DELAWARE RIVER JOINT TOLL BRIDGE COMMISSION**

## **October 28, 2019 PROJECT STATUS REPORT**

### **Construction Inspection of New Jersey Approach Contract No. CI-673A**

This Contract is for Construction Inspection (CI) Professional Services for the NJ Approach Roadway Improvements portion of the Scudder Falls Bridge Replacement Project, Contract T-668A. Gannett Fleming, Inc. (GF) of South Plainfield, NJ was awarded this contract at the February 27, 2017 Commissioners' Meeting and issued a full Notice to Proceed effective March 29, 2017.

During this reporting period GF continued to maintain the contract's full complement of five (5) inspectors to provide inspection and material testing for work on the New Jersey approach portion of this project under the supervision of the Construction Manager. Two of the current five inspectors are from GF's IBE sub-consultant, Churchill Consulting Engineers. One of GF's inspectors retired on September 3<sup>rd</sup> and was replaced with another approved GF inspector meeting the requirements of the RFP.

### **BM/AET BUILDING CODE COMPLIANCE INSPECTIONS Task Order Assignment No. C-703A-6**

Utilizing the Commission's current Construction Management Task Order Agreement, this Task Order Assignment is to provide Code Compliance Inspections on as needed basis for the construction of the new BM/AET Building being constructed as part of the Scudder Falls Bridge Replacement project. Said services will be provided by a Commonwealth of Pennsylvania Department of Labor and Industry (PA L&I) Certified Third-Party Agency in the appropriate building trade categories and in accordance with the current Uniform Construction Code Inspection Procedures UCC-9.

Urban was issued Notice to Proceed effective August 6, 2018. UCC inspections have been performed on a periodic basis as determined by the classification of work being performed and will continue until building construction is complete in 2019.

# DELAWARE RIVER JOINT TOLL BRIDGE COMMISSION

October 28, 2019  
PROJECT STATUS REPORT

## DESIGN MANAGEMENT CONSULTANT SERVICES T-668A CONSTRUCTION

Task Order Assignment No. C-502A-2I

AECOM is providing DMC services during the construction of the Scudder Falls Bridge Replacement Project, Contract T-668A, under this Task Order Assignment, which began on April 1, 2017. The DMC Services include support to the Commission in the following:

**Environmental Agency Coordination** – Continuous services providing Project-wide assistance with environmental activities including agency site visits; contractor inquiries associated with existing permits obtained by the Commission; and, monitoring and implementation of existing environmental mitigation stipulations associated with pre-construction project permits and agency agreements.

**Environmental Permitting** – During the September time period AECOM prepared the necessary Pennsylvania Natural Diversity Inventory (PNDI) Review request forms for the project and submitted the forms to the Pennsylvania Department of Conservation and Natural Resources for a PNDI update for the project. The PNDI update is required every two (2) years until completion of the project.

**Environmental Monitoring Services** – Continuous services throughout construction to meet project permit requirements. Services performed during this reporting period included weekly monitoring of the project site for compliance with environmental stormwater management requirements by AECOM sub-consultant ACT Engineers. Ongoing Coordination was performed for the Archaeological Monitoring services associated with the NJ site excavation activities for the NJ approach Pedestrian/Bicycle Facility within NJDOT property; and for the MRB Pier No. 6 in conformance with the Project's Programmatic Agreement.

**Contracts C-660A and T-668A Progress Support** - DMC services during this reporting period included participation in the work flow for review and distribution of the contractor's submittals and requests for information (RFI) for review and responses to same; ongoing coordination with the Baker Team to expedite RFI and contractor submittal responses to meet project schedules; design and/or construction issue trouble-shooting and resolution support with involvement in the various technical issues meetings with the CM and the Contractor; ongoing utility relocation work and existing facility interface coordination support; utility design coordination between the Commission's District 1 Administration Building Design and SFB construction projects; and, liaison to the Commission Operations, Public Safety Bridge Security, and Purchasing Departments for maintenance of the existing equipment and other roadway appurtenances within the SFB Project construction zone; and, required coordination to facilitate outside parties interface with the project such as utility companies, adjacent municipalities, and State DOT's.

**CI Contract Administration** – AECOM staff serve as Project Managers for the three (3) Construction Inspection (CI) contracts associated with the Scudder Falls Bridge project. This

## **DELAWARE RIVER JOINT TOLL BRIDGE COMMISSION**

**October 28, 2019**

### **PROJECT STATUS REPORT**

includes coordination with the CI firms for the supplying of inspectors to the project as requested by the Construction Manager; and, administration of the CI contracts and address any contractual needs.

### **PUBLIC INVOLVEMENT SERVICES**

Final Design Services

Contract No. C-662A

McCormick Taylor, Inc. (MT) was awarded this Public Involvement (PI) Contract at the Commission's September 28, 2015 Meeting, and issued Notice to Proceed effective October 29, 2015. MT's public involvement effort focuses on regularly communicating project activities to officials, stakeholders and the public, as well as informing motorists of near-term construction stage travel implications, performing public involvement initiatives and market research activities and development of discussion guides and analysis related the implementation of the new toll, and payment options related to All-Electronic Tolling. MT has finalized a new project specific logo and has created a new project specific website that went live on October 4, 2018. MT submitted a revised public involvement toll-implementation strategy and timeline to Commission staff for application and roll-out. MT continues to monitor the toll-free information line calls, compiling and responding to calls as well as project specific e-mails related to construction and toll implementation.

### **CAPITAL PROGRAM MANAGEMENT CONSULTANT (CPMC) & DESIGN MANGEMENT CONSULTANT (DMC) SERVICES FOR THE I-95/SCUDDER FALLS BRIDGE IMPROVEMENT PROJECT**

#### **CPMC SERVICES – 2018 THROUGH 2021**

Task Order Assignment No. C-502A-1M

Task Order Assignment 502A-1M, Capital Program Management Consultant (CPMC) Services for 2018 through 2021 began in April 2018. AECOM is currently providing two (2) part-time Project Managers to oversee and administer various design and construction projects that are being advanced in the Capital Improvement Program. During this reporting period, CPMC Staff continued to provide the management and oversight of the close-out of Professional Services Contract C-644A, CM/CI Services Contract CM-644A, and Construction Contract T-644A for the I-78 Roadway Approach/Transition Slabs Rehabilitation and the Rehabilitation of the Cedarville Road Overpass; management and oversight of Construction Contract T-707A for the New Commission Administration Building, associated CM/CI Contract CM-707A; and Resident Engineer services for the T/TS-734A-001 Job-Order Contract for the I-78 Roadway Pavement Joint Rehabilitation.

# **DELAWARE RIVER JOINT TOLL BRIDGE COMMISSION**

**October 28, 2019  
PROJECT STATUS REPORT**

## **COMMISSION ADMINISTRATION BUILDING AT SCUDDER FALLS**

**Design  
Contract No. C-707A**

The design team attended bi-weekly project status meetings, reviewed submittals, responded to request for information from the contractor and prepared a punch-list of the project. The design team also completed on site observations as needed. The design team developed and issued field bulletins and clarification for the contractors use as needed.

**Construction Management  
Contract No. CM-707A**

Joseph Jingoli & Son, Inc. facilitated the bi-weekly project status meetings and various field meeting as needed for the project. Jingoli continues to complete document processing that includes receiving and distributing project submittals and requests for information from the contractor. Review of schedule updates occur along with a report summarizing their findings that is provided to the contractor to address. Jingoli added their project punch-list items to the initial list that was prepared by the design team. Staff from the construction manager include the Resident Engineer and the Mechanical/Electrical/Plumbing Inspector, are on site as needed as field work by the contractor occurs.

**Construction  
Contract No. T-707A**

Project submittal items continue to be submitted by the contractor and are being reviewed by the design team along with various requests for information. Site work includes constructing a concrete pad for a Smoker Shelter that was purchased by the Commission. Landscaping the areas surrounding the building along with the parking lot islands is nearly complete.

Pressure testing of the IT Server Room passed. Building security elements are nearly complete with added access control elements remaining to be completed. Bracy Construction received the punch-list for the interior of the building and is currently working on completing those items. Bracy Construction is also working on the punch-list items for the 1799 Building.

# **DELAWARE RIVER JOINT TOLL BRIDGE COMMISSION**

**October 28, 2019  
PROJECT STATUS REPORT**

## **WASHINGTON CROSSING TOLL-SUPPORTED BRIDGE**

**WASHINGTON CROSSING BRIDGE REPLACEMENT FEASIBILITY STUDY  
Contract No. C-715A-6**

Pennonni Associates' activities included advancing identified alternatives as part of the study of the engineering and environmental feasibility of replacing the Washington Crossing Toll-Supported Bridge expanding upon previously identified alternatives as well as develop additional alternatives to include, but not limited to, realignment and profile adjustments.

## **NEW HOPE-LAMBERTVILLE TOLL BRIDGE**

**SALT STORAGE FACILITY - DESIGN  
Task Order Assignment No. C-702B-5**

IH Engineers was issued Notice to Proceed effective August 21, 2018. A project kick-off meeting was held with IH on August 29, 2018 with operations and supervisory staff in attendance. This Task Order Assignment is to perform final design for constructing a new salt storage facility to meet the needs at NH-L Toll Bridge and to be constructed adjacent to the existing barn/salt storage building.

The designer submitted final bid documents on January 25, 2019 and the construction project was awarded at the March 25, 2019 Commissioners Meeting. IH is currently performing post-design/post-award services.

**SALT STORAGE FACILITY – CM/CI  
Task Order Assignment No. C-704A-1**

Greenman-Pedersen, Inc. (GPI) was issued Notice to Proceed effective April 1, 2019. A project kick-off meeting was held with GPI on April 3, 2019 with operations and supervisory staff in attendance. GPI will provide a part time Project Manager, full time Resident Engineer/Inspector and part time Scheduler throughout the duration of this task order assignment. GPI attended a kick-off meeting with the contractor (Magnum), conducted job progress meetings and performed construction management and inspection activities.



## **DELAWARE RIVER JOINT TOLL BRIDGE COMMISSION**

**October 28, 2019  
PROJECT STATUS REPORT**

### **SALT STORAGE FACILITY - CONSTRUCTION Contract No. T-611A**

At the March 25, 2019 Commissioners Meeting, the Commission awarded Contract No. T-611A, New Hope-Lambertville Toll Bridge Salt Storage Building to Magnum Inc. of Warminster, PA for an amount not-to-exceed \$1,439,584.00. Magnum was provided with Notice of Award/Limited Notice to proceed on March 26, 2019 and a full Notice-to-Proceed was given on April 24, 2019. A kick-off meeting was scheduled with Magnum on May 3, 2019. Magnum has demolished the old storage shed and portions of the old salt storage building and is currently constructing the new building which is expected to be substantially complete in autumn 2019.

### **NEW HOPE-LAMBERTVILLE TOLL BRIDGE STONE VENEER**

**C-704A-2**

At the end of March the breakdown of a section of the stone veneer at the east abutment of the New Hope – Lambertville Toll Bridge (Route 202) was discovered under an existing task order agreement. GPI Inc. was given the task to investigate the cause, and determine a solution for the issue. The consultant was given Notice to Proceed on 4/29/2019. The consultant went out in the field on 5/15 and 5/16/19 to access the condition of the stone veneer at both abutments of the NH-L Toll Bridge. A preliminary report was received June 7<sup>th</sup>, 2019. Report was finalized 7/15/2019. Preliminary design/repair documents received 8/9/2019, and reviewed by 8/23/19. Revisions to design documents received electronically on 9/13/2019.

### **UHLERSTOWN-FRENCHTOWN TOLL SUPPORTED BRIDGE REPLACEMENT OF NJ UPSTREAM RETAINING WALL**

**C-732A-1**

The stone masonry retaining wall to the north of the Bridge Monitor Shelter in Frenchtown is deteriorated and in need of replacement. Arora and Associates, P.C. has been given the task to design a new retaining wall that would keep the appearance of the existing wall in mind. Arora was given Notice To Proceed on 8/16/2019. A Preliminary Design submission has been received 9/4/2019. Upon review by the Commission, the consultant has been asked to provide an additional design option, which would include acquiring additional property.

# **DELAWARE RIVER JOINT TOLL BRIDGE COMMISSION**

**October 28, 2019  
PROJECT STATUS REPORT**

## **I-78 TOLL BRIDGE**

### **I-78 PAVEMENT REHABILITATION (JOINT REHABILITATION)**

Design  
Contract No. DR-721A

This project is for the rehabilitation of deteriorated transverse and longitudinal asphalt joints on I-78 throughout the Commission's New Jersey jurisdiction. The scope of work also includes pothole repairs, line striping and replacement of reflective pavement markers where removed during the asphalt repairs.

The contract specifications, estimate of quantities, construction details and engineer's estimate for this construction contract have been revised to adapt to the Commission's Job Order Contracting (JOC) program thus, completing the design phase of this contract. This project's construction phase was procured through the Commission's JOC program.

Construction  
JOC Contract No. T/TS-734A-001

During this reporting period the T/TS-734A JOC north contractor, Mount Construction Company, Inc. (Mount) estimate for the scoped work was reviewed by the Program Manager Gordian, the Commission and AECOM. A revised cost was negotiated and an agreement signed on September 16, 2019. Mount began construction on that same date and has replaced roughly 50% of the transverse joint patches to date.

## **EASTON-PHILLIPSBURG TOLL BRIDGE**

SALT STORAGE FACILITY - DESIGN  
Task Order Assignment No. C-702B-3

IH Engineers was issued Notice to Proceed effective February 16, 2018. A project kick-off meeting was held with IH on the same date. This Task Order Assignment is to perform final design for constructing a new salt storage facility to meet the needs at E-P Toll Bridge.

IH provided revised/updated final design construction bid documents to the Commission and bids were received on March 28, 2019 and the construction project was awarded at the April 29, 2019 Commissioners Meeting. IH is currently providing post-design/post-award services.

# **DELAWARE RIVER JOINT TOLL BRIDGE COMMISSION**

## **October 28, 2019 PROJECT STATUS REPORT**

CM/CI  
Task Order Assignment No. C-704A-3

Greenman-Pedersen, Inc. (GPI) was issued Notice to Proceed effective May 24, 2019. A project kick-off meeting was held with GPI on June 12, 2019 with operations and supervisory staff in attendance. GPI will provide a part time Project Manager, full time Resident Engineer/Inspector and part time Scheduler throughout the duration of this task order assignment. GPI attended a kick-off meeting with the contractor (Bracy), conducted job progress meetings and is currently performing construction management and inspection activities.

Construction  
Contract No. T-711AR

At the April 29, 2019 Commissioners Meeting, the Commission awarded Contract No. T-711AR, Easton-Phillipsburg Toll Bridge Salt Storage Building to Bracy Construction, Inc. of Allentown, PA for an amount not-to-exceed \$1,711,600.00. Bracy was provided with Notice of Award/Limited Notice to proceed on April 30, 2019 and a full Notice-to-Proceed was given on June 4, 2019. A kick-off meeting was scheduled with Bracy on June 12, 2019. Bracy has performed site preparation and excavation activities and is currently constructing the new building which is expected to be substantially complete in autumn 2019.

### **CRITICAL MEMBER STRENGTHENING AND LOAD CAPACITY ASSESSMENT OF THE US 22 BROAD STREET VIADUCT**

C-732A-2

Arora and Associates, P.C. to perform a load capacity assessment of the Broad Street Viaduct, a NJ approach structure to the Easton Phillipsburg Toll Bridge. This load rating assessment will include Specialized Hauling Vehicles (SHVs) and Emergency Vehicles EVs in accordance with the FHWA directives mandated by MAP21 and Fast Act. Notice to Proceed on 9/23/2019.

# **DELAWARE RIVER JOINT TOLL BRIDGE COMMISSION**

**October 28, 2019  
PROJECT STATUS REPORT**

## **DELAWARE WATER GAP TOLL BRIDGE**

**TOLL PLAZA ROADWAY & NJ APPROACH REPAIRS  
Task Order Assignment No. C-702B-6**

IH Engineers was issued Notice to Proceed effective February 6, 2019. A project kick-off meeting was held with IH on February 8, 2019. This Task Order Assignment is to provide a Scoping/Concept Study Report for WB Toll Plaza Roadway and NJ Approach Repairs at the Delaware Water Gap Toll Bridge facility.

IH and their subconsultants have completed their field assessments and have submitted a draft concept study report which has been reviewed by Commission staff. IH is making final revisions to the report and is expected to resubmit the final version in November 2019.

## **DISTRICT 2 AND 3**

**PHASE 1 TOLL COLLECTION COUNTING FACILITIES**  
Preliminary, Final & Post Design Services  
Task Order Assignment No. C-696B-1

Utilizing the Commission standing Consulting Engineer Task Order Agreement with French & Parrello Associates (FPA), this Task Order Assignment is to obtain engineering preliminary, final, and post design services to support the Commission needs for Toll Counting facilities at I-78, Easton Philipsburg, and Delaware Water Gap Toll Bridge Facilities.

As a part of a fast track implementation plan, Kick-Off Meeting was conducted with FPA on October 20, 2016, at which time the Consultant provided pre-schematic design sketches to expedite Commission's input on the same. The Consultant collected Project related record documents after this meeting, conducted site visits on October 25<sup>th</sup> at all three locations. Schematic Design Submission was received on November 9<sup>th</sup>, 2016 and a submission review meeting was held on November 14<sup>th</sup> sharing the Commission's comments with the Consultant. Final Design Submission was received December 30, 2016 and a design submission review meeting was conducted on January 9, 2017 and revised documents were received January 19, 2017.

# **DELAWARE RIVER JOINT TOLL BRIDGE COMMISSION**

**October 28, 2019  
PROJECT STATUS REPORT**

## **MULTIPLE FACILITIES AND/OR COMMISSION-WIDE**

### **APPROACH ROADWAY IMPROVEMENTS AT THE CENTRE BRIDGE – STOCKTON, NEW HOPE – LAMBERTVILLE, AND UHLERSTOWN – FRENCHTOWN TOLL-SUPPORTED BRIDGES**

**Design  
Task Order Assignment No. C-715A-1**

Under this Task Order Assignment (TOA) the Consultant, Pennoni, Inc. (Pennoni), is providing professional services for the design of approach roadway improvements at the Centre Bridge – Stockton, New Hope – Lambertville, and Uhlerstown – Frenchtown Toll-Supported Bridges. Improvements include select roadway repaving, re-striping, three (3) ADA ramps, replacement of six (6) inlets, curbing repair and patching/coating of a retaining wall.

Notice to proceed was given on September 25, 2017. Final plans and specifications are ready awaiting construction under the Job Order Contracting Program. Construction expected in spring 2020.

### **ELECTRONIC SURVEILLANCE / DETECTION SYSTEM ESS MAINTENANCE CONTRACT Contract No. DB-724A**

Schneider Electric Building Americas, Inc. continued to provide maintenance services in support of the Electronic Surveillance / Detection System under the direction of the Commission's Public Safety and Bridge Security, who operate the system from the Primary Control Center located at the New Jersey State Police's Regional Operation and Information Center (ROIC) in West Trenton, New Jersey.

### **ELECTRONIC TOLL COLLECTION CUSTOMER SERVICE CENTER/VIOLATION PROCESSING CENTER PROJECT Contract No. DB-584**

The new NJ Customer Service Center (CSC) is live and transactions for the Scudder Falls Bridge are being processed. The New Jersey Turnpike Authority (NJTA), as the lead agency, is facilitating all meetings with the other agencies and Conduent to manage the implementation of outstanding system elements. Commission staff coordinated with Conduent and TransCore to allow for the NJ CSC to issue an incremental tag status file and for the in-lane toll system to receive and process it.

# **DELAWARE RIVER JOINT TOLL BRIDGE COMMISSION**

**October 28, 2019  
PROJECT STATUS REPORT**

## **TRAFFIC COUNT PROGRAM UPGRADE Contract No. DR-550A**

A Purchase Order was issued to Signal Service, Inc., West Chester, PA for the traffic counters, server and additional materials. Signal Service is a member of the Pennsylvania Department of General Services COSTARS Program (Cooperative Purchasing Contract No. 4400012659). The COSTARS Program sets the pricing for the traffic counters, auxiliary equipment, and software to be purchased.

As the Commission expanded its wide area network (WAN) to the toll supported bridges, the traffic counters were all transitioned from the cellular modems to the WAN for the transmission of data. Commission staff is working with Signal Service to transition the counters for the free direction of the Toll Bridges from cellular modems to the WAN.

## **ELECTRONIC TOLL COLLECTION SYSTEM REPLACEMENT DESIGN, BUILD AND MAINTAIN Contract No. DB-540A**

TransCore submitted the Commissioning Test report for the installation of the All Electronic Tolling (AET) system at the Scudder Falls Bridge. The document is currently under review by Commission staff and RK&K. Commission staff coordinated with Conduent and TransCore to allow for the NJ CSC to issue an incremental tag status file and for the in-lane toll system to receive and process it.

Commission Staff and TransCore meet monthly to review and discuss system operational and maintenance items. A weekly call also takes place to briefly review system maintenance items for the week.

## **ELECTRONIC TOLL COLLECTION / TOLLING TASK ORDER CONSULTANT**

### **ALL ELECTRONIC TOLLING STUDY Task Order Assignment No. C-701A-5**

RK&K submitted the revised draft report and it was distributed to Commission Executive Staff confirm that all review comments were addressed.

# **DELAWARE RIVER JOINT TOLL BRIDGE COMMISSION**

**October 28, 2019**  
**PROJECT STATUS REPORT**

## **SCUDDER FALLS BRIDGE ALL ELECTRONIC TOLLING SYSTEM – INSTALLATION MANAGEMENT Task Order Assignment No. C-701A-7**

TransCore submitted the Commissioning Test report for the installation of the All Electronic Tolling (AET) system at the Scudder Falls Bridge. The document is currently under review by Commission staff and RK&K.

## **BUILDINGS & FACILITIES ENERGY CONSERVATION MEASURES Preliminary, Final & Post Design Services Task Order Assignment No. C-657A-3**

Utilizing the Commission standing Consulting Engineer Task Order Agreement with Joseph Jingoli & Son, Inc. (JJS), this Task Order Assignment is to obtain engineering preliminary, final, and post design services to implement the Energy Conservation Measures (ECM) identified in an ASHRAE Level 3 Energy Audit prepared under Task Order Assignment No. C-657A-1 at all of the Commission's seven (7) Toll Bridge facilities.

A Kick-Off Meeting was conducted with JJS on November 21, 2016, record room site visits, and field surveys of the seven toll bridges has been completed. Progress meeting was conducted on February 1, 2017, reporting field observations and conditions in advance of a Schematic Design submission was received February 28, 2017 and a design review meeting was conducted with the consultant on March 21, and a Final Submission was received on April 24, 2017 addressing Commission's comments. Public Bid Advertisements for an Electrical and a Mechanical Construction Contracts were posted on May 9<sup>th</sup>, bids were publically opened on June 8<sup>th</sup> & June 13<sup>th</sup> respectively. Bids received from the low bidder of each Contract was reviewed by JJS, Commission Staff and Counsels, and found to be responsive. Construction Contracts Awards were made for each of the two (2) Contracts and Consultant is currently providing Post Design Services answering Contractors' Requests for Information and reviewing submittals. Final invoice has been received and this Project is being closed.

## **CONSTRUCTION MANAGEMENT SERVICES Task Order Assignment No. C-696A-2**

Utilizing the Commission's current Facilities Task Order Agreement with Johnson, Mirmiran & Thompson (JMT), this task Order Assignment is to provide Construction Management (CM) Services in connection with the Energy Conservation Measures (ECM) implementation Project.

A meeting was held with the Consultant on July 13<sup>th</sup> to review the Commission's expectations of the consultant's services during the Pre-Construction and Construction phases of both Electrical & Mechanical ECM implementation Construction Contracts T-645A and T-645B

## **DELAWARE RIVER JOINT TOLL BRIDGE COMMISSION**

**October 28, 2019**

### **PROJECT STATUS REPORT**

respectively. Subsequently; the Notice of Award and Limited Notice to Proceed was issued to JMT effective July 17, 2017.

JMT is currently providing construction field inspections, conducting bi-weekly progress meetings along with processing Architectural Supplementary Instructions, Contractor's Submittals and Request for Information, conducting final walk-through and completed the Close-Out process for each of the two Construction Project. Final invoice has been received and paid. This Project is closed.

#### **CONSTRUCTION** Contract No. T-645A

MJF Construction Inc., was awarded this construction contract at the Commission's June 2017 Meeting. Notice of Award and Limited Notice to Proceed letter was issued effective June 27, 2017. Notice to Proceed effective date of July 24<sup>th</sup> was issued in accordance with the Contract Specifications and Pre-Construction Meeting was held on July 27<sup>th</sup>.

Interior and exterior lighting replacement activities is near completion and Contractor is currently finalizing the Commission wide lighting controls system configuration at all seven Toll Bridges Facilities. Training workshop covering all Toll Bridge facilities was completed on December 11, 2018, Substantial Completion was reached December 31, 2018, and completed the Project Close-Out Phase. Final invoice has been received and paid. This Project is closed.

#### **CONSTRUCTION** Contract No.,T-645B

Schneider Electric Buildings Americas, Inc., was awarded this construction contract at the Commission's June 2017 Meeting. Notice of Award and Limited Notice to Proceed letter was issued effective June 27, 2017. Pre-Construction Meeting was held on August 11<sup>th</sup> and a Notice to Proceed effective date of August 16<sup>th</sup> was issued.

Contractor completed working at Milford Montague, Delaware Water Gap, Portland-Columbia, I-78, Easton Philipsburg and the New Hope Toll Bridge Facility. Contractor completed system integration, interface and setting up the Sequence of Operation of the Commission wide Building Management System at all six Toll Bridge Facilities. Training workshop was completed on December 11, 2018, Substantial Completion was reached December 31, 2018, a second training session was conducted at Easton Phillipsburg and New Hope Facilities on February 13<sup>th</sup> and 27<sup>th</sup> respectively, and completed the Project Close-Out Phase. Final invoice has been received and paid. This Project is closed.



# **DELAWARE RIVER JOINT TOLL BRIDGE COMMISSION**

**October 28, 2019  
PROJECT STATUS REPORT**

## **JOB ORDER CONTRACTING**

**JOB ORDER CONTRACTING PROGRAM MANAGER  
Contract No. C-727A**

Gordian Group's activities included providing program management services in support of individual job orders.

## **GENERAL ENGINEERING CONSULTANT 2015-2020 ANNUAL INSPECTIONS C-684A**

As the Commission's General Engineering Consultant (GEC), Van Cleef Engineering Associates, LLC, (formerly Cherry, Weber & Associates) (VCEA) is providing Annual Inspection Services for the Toll-Supported Bridges in 2016. VCEA was provided with Notice to Proceed on March 23, 2015. On November 21, 2016, the Commission, via Resolution 3090-11-16, extended VCEA's contract to perform GEC services and inspections in 2017 & 2018. On November 19, 2018, the Commission, via Resolution 4045-10-18, extended VCEA's contract to perform GEC services and inspections in 2019 & 2020, the second and final of two 2-year optional extensions in the original contract.

A kick-off meeting was held on March 18 for the 2019 Toll Bridge Inspections at the I-78 Toll Bridge Maintenance Garage and attended by representatives from North, Central and South Regional Maintenance, the Deputy Director of Maintenance, Engineering, the Director of Tolling, the Senior Director of Maintenance and Toll Operations, and VCEA. Interim inspections of all required Toll-Supported Bridges are complete. Inspections have been completed at all Toll Bridges. A progress meeting was held on June 5 at the Easton – Phillipsburg Toll Bridge with attendees from VCEA, Commission Engineering Staff, and Maintenance. Facilities inspections (except Trenton – Morrisville) were held on June 12 at New Hope - Lambertville and Interstate 78, June 21 at Milford – Montague and Portland – Columbia, and June 26 at Easton – Phillipsburg and Delaware Water Gap. Representatives from VCEA, SJH (Subconsultant & Architect), Commission Engineering Staff, Deputy Director of Maintenance and Maintenance Supervisors were present at facility inspections.

As a follow-up to the progress meeting on June 5, VCEA performed additional inspections on June 14 at three Toll-Supported Bridges. Loose / missing stones at the base of Pier 3 at Washington Crossing TSB and Pier 5 at New Hope – Lambertville TSB were inspected and the NJ retaining wall on the north side of the Uhlerstown – Frenchtown TSB was also inspected. A report of findings was provided to the Commission.

## **DELAWARE RIVER JOINT TOLL BRIDGE COMMISSION**

### **October 28, 2019 PROJECT STATUS REPORT**

A progress meeting was held on August 2 at the Trenton – Morrisville Administration Building. On August 12, VCEA performed a first cycle inspection on the new Scudder Falls Toll Bridge, Pennsylvania Canal Overpass, and Taylorsville Road Overpass. The Commission has received SI&A information from the bridge designer, Michael Baker, and is coordinating with VCEA to enter the information in the PennDOT BMS2 system. Sign retro-reflectivity testing will be performed in October. Scudder Falls will not be tested due to construction and upcoming replacement of signs due to construction.

The draft Maintenance report was submitted to the Commission on September 12 and has been distributed to Maintenance and Operations for review and comment. Review meetings will be held in mid-October with M&O, Engineering, and VCEA.

The draft Annual Inspection Report was submitted to the Commission on September 25 and is under review.

### **2015-2016 TRAFFIC ENGINEERING CONSULTANT Contract No. C-686A**

There is no activity to report for this agreement.

# **DELAWARE RIVER JOINT TOLL BRIDGE COMMISSION**

**Meeting of October 28, 2019**

## **OPERATIONS**

The following Pages reflect the reports on those items assigned to the Operations Department. Each item is reported separately and page numbered accordingly.

**DELAWARE RIVER JOINT TOLL BRIDGE COMMISSION**  
**Meeting of October 28, 2019**

**OPERATIONS INDEX**  
**FOR**  
**PUBLIC SAFETY & BRIDGE SECURITY**

<b>SUBJECT</b>	<b>DESCRIPTION</b>	<b>PAGE NUMBER</b>
Public Safety & Bridge Security	Status Reports Month of September 2019	1-21

**DELAWARE RIVER JOINT TOLL BRIDGE COMMISSION**  
**Meeting of October 28, 2019**

**PUBLIC SAFETY AND BRIDGE SECURITY**  
**MONTH OF September 2019**

The below-listed items represent meetings, communications, tasks, and projects involving the Public Safety and Bridge Security Department:

**Radio System**

- During the month of September 2019, the radio system experienced trunking issues out of the Stockton Tower due to communications outage.
- During the month of September 2019, Public Safety and Bridge Security (PSBS) personnel, along with the NJ State Police and Motorola have been working with personnel who manage the Solebury and Stockton Towers to prepare for the extension of the Stockton Tower and installation of radio equipment at both sites. Currently we are waiting for required permits to be issued.
- PSBS received new mobile radios for the new Commission vehicles ordered to replace those taken out of service or reassigned.
- PSBS personnel alone, and in conjunction with the New Jersey State Police investigated various other DRJTBC radio issues both during and after normal working hours.
- PSBS personnel continue to work with the Regions and IT to update the Maximo radio inventory database.

**Access Control System**

- During the month of September 2019, PSBS personnel worked with General Supply (Commission's locksmith) to address various door lock issues.
- During the month of September 2019, the ACS database was audited and pictures were updated for employees and contractor cards. Various other employee ACS rights were updated and/or changed at the request of supervisors. PSBS has issued badges for the summer employees.
- During the month of September 2019, Schneider Electric performed preventive maintenance on all access control doors at the toll bridge facilities.
- During the month of September 2109, PSBS configured access for the Scudder Falls administration building

**DELAWARE RIVER JOINT TOLL BRIDGE COMMISSION**  
**Meeting of October 28, 2019**

**PUBLIC SAFETY AND BRIDGE SECURITY**  
**MONTH OF September 2019**

- Various door alarms and ACS issues were addressed both during and after normal working hours.

Public Safety & Bridge Security

- During the month of September 2019, PSBS staff continued installing new monitors at the bridge shelters. These monitors allow for the simultaneous viewing of cameras from the ESS systems and commission email/documents.
- During the month of September 2019, PSBS personnel continued to work with Schneider Electric on various new Capital Projects, pending projects and current construction projects.
- During the month of September 2019, PSBS personnel continued working with Engineering on the new Scudder Falls facility, Administration Building and the design renovations to the Trenton Morrisville administration building.
- PSBS personnel reviewed and purged the ESS video storage database that contains copies of videos requested by DRJTBC personnel and outside agencies.
- PSBS personnel worked during, and after normal working hours on numerous issues and problems raised by Commission members.
- The PSBS Primary Control Center (PCC) continues to operate 24/7 and detected, documented, and assisted the Regional bridges with various emergencies, traffic, and security related incidents.
- During the month of September 2019, PSBS personnel worked with several police departments and DRJTBC personnel on various inquiries and investigations. As a result, PSBS personnel investigated and processed Thirty-Six video requests. Please see the attached "ESS Request Video Report" for a summary of information on each request.
- During the month of September 2019, PSBS personnel worked with signal services to install an oversized vehicle detection radar system at Riverton Belvidere. The system is being tested for accuracy in identifying oversized vehicles.

Miscellaneous

- On September 9<sup>th</sup> & 13<sup>th</sup> 2019, PSBS staff interviewed potential candidates for the position of Bridge Monitor and the position of ESS Monitor

**DELAWARE RIVER JOINT TOLL BRIDGE COMMISSION**  
**Meeting of October 28, 2019**

**PUBLIC SAFETY AND BRIDGE SECURITY**  
**MONTH OF September 2019**

- On September 17<sup>th</sup> 2019, PSBS staff met with Genetec, the discussion focused on intelligent traffic systems
- On September 19<sup>th</sup> 2019, PSBS attended the Workplace Safety Committee Meeting.
- On September 19<sup>th</sup> 2019, PSBS staff attended a meeting with engineering to discuss the Trenton Morrisville DMARC and phasing plan
- On September 20<sup>th</sup> 2019, PSBS Staff held a biweekly meeting with Schneider Electric to review BD-724A phase projects



## ESS Request Video

Report Month: 9/1/2019- 9/30/2019

Report Run Date: 10/1/2019

ID	Request Date	Request_Agency	Requestor	Location	Incident Type	DRJTBC Requestor
2135	9/1/19	DRJTBC	K. Raikie	I78	Motor Vehicle Accident	Kevin Raikie
2136	9/3/19	DRJTBC	M. Wahl	TM	Other	Michael Wahl
2137	9/3/19	DRJTBC	Matt Skrebel	TM	Motor Vehicle Accident	Matt Skrebel
2138	9/3/19	DRJTBC	Matt Skrebel	Washington Crossing	Motor Vehicle Accident	Matt Skrebel
2139	9/3/19	DRJTBC	M. Leary Jr	TM	Other	Mark Leary Jr
2141	9/5/19	Hunterdon County Prosecutor's Office	Detective Dean Cerdeira	Northampton	Police Investigation	Matt Skrebel
2142	9/5/19	DRJTBC	M. Jones	EP	Motor Vehicle Accident	Matt Jones
2143	9/7/19	DRJTBC	M. Wahl	Scudder Falls	Other	
2144	9/8/19	DRJTBC	M. Wahl	TM	Motor Vehicle Accident	Michael Wahl
2145	9/8/19	DRJTBC	M. Wahl	I78	Motor Vehicle Accident	Michael Wahl
2146	9/9/19	DRJTBC	Nicholas Knechel	Northampton	Motor Vehicle Accident	Nicholas Knechel
2147	9/10/19	DRJTBC	M. Jones	TM	Other	Matt Jones
2148	9/10/19	DRJTBC	Michael Rizza	TM	Motor Vehicle Accident	Michael Rizza
2149	9/11/19		A. Leon	I78	Motor Vehicle Accident	Ariel Leon
2150	9/11/19	PSP Belfast	Trooper Matthew Brown	EP	Motor Vehicle Accident	Ariel Leon
2151	9/13/19	NJSP	SFC Brian Miller	Riegelsville	Other	Nicholas Knechel
2152	9/15/19	DRJTBC	M. Jones	Scudder Falls	Other	Matt Jones
2154	9/17/19	DRJTBC	D Sittes - PCC	TM	Motor Vehicle Accident	Denis Sittes
2155	9/17/19	NJSP Trenton Mercer Task force	Det Carlos Estevez #5863	TM	Homicide	Kevin Clark
2156	9/18/19	DRJTBC	Nicholas Knechel	TM	Other	Nicholas Knechel
2157	9/18/19	DRJTBC	Nicholas Knechel	Uhlertown-French town	Hit & Run MVA	Nicholas Knechel
2158	9/19/19	DRJTBC	K. Raikie	Scudder Falls	Motor Vehicle Accident	Kevin Raikie
2159	9/21/19	DRJTBC	M. Leary Jr	TM	Motor Vehicle Accident	Mark Leary Jr





## ESS Request Video

Report Month: 9/1/2019- 9/30/2019

Report Run Date: 10/1/2019

ID	Request Date	Request_Agency	Requestor	Location	Incident Type	DRJTBC Requestor
2160	9/21/19		D Sites - PCC	Scudder Falls	Motor Vehicle Accident	Denis Stites
2162	9/23/19	DRJTBC	Nicholas Knechel	EP	Hit & Run MVA	Nicholas Knechel
2163	9/23/19	DRJTBC	Nicholas Knechel	Scudder Falls	Motor Vehicle Accident	Nicholas Knechel
2164	9/23/19	DRJTBC	Nicholas Knechel	Northampton	Motor Vehicle Accident	Nicholas Knechel
2165	9/24/19	DRJTBC	ESS K. Raika	TM	Motor Vehicle Accident	Kevin Raika
2166	9/24/19	Delaware Water Gap NRA	Supervisory Park Ranger	DWG	Stolen Vehicle	Matt Skrebel
2167	9/24/19	DRJTBC	M. Leary Jr	EP	Motor Vehicle Accident	Mark Leary Jr
2168	9/27/19	DRJTBC	Michael Rizza	TM	Motor Vehicle Accident	Michael Rizza
2169	9/28/19	DRJTBC	Nicholas Knechel	NHL	Motor Vehicle Accident	Nicholas Knechel
2170	9/29/19	DRJTBC	M. Leary Jr	TM	Other	Mark Leary Jr
2171	9/29/19	DRJTBC	M. Leary Jr	Calhoun St.	Hit & Run MVA	Mark Leary Jr
2172	9/29/19	DRJTBC	Jim Montgomery	TM	Motor Vehicle Accident	Matt Jones
2173	9/29/19	DRJTBC	Jim Montgomery	Calhoun St.	Motor Vehicle Accident	Matt Jones

Total for Month:

36

## August 2019

Bridges	N/R Accidents		Traffic Accidents		Motorist Assists		Other	
	NJ	PA	NJ	PA	NJ	PA	NJ	PA
Milford-Montague 40	0	0	0	0	1	0	2	0
Delaware Water Gap 41	0	0	4	1	14	2	41	0
Portland Pedestrian 42	0	0	0	0	0	0	0	0
Portland – Columbia 43	0	0	1	0	0	0	0	0
Riverton – Belvidere 44	0	0	1	0	0	0	10	0
Rt 22 EP 45	0	1	1	0	5	0	194	0
Northampton St 46	0	0	1	1	0	0	36	0
I-78 47	0	5	4	2	30	12	142	0
Riegelsville 48	0	0	0	0	0	0	0	0
Upper Black Eddy Milford 49	0	0	0	0	0	0	5	0
Uhlerstown Frenchtown 50	0	0	1	0	0	0	5	0
Lumberville Raven Rock 51	0	0	0	0	0	0	0	0
Centre Bridge Stockton 52	0	0	0	0	0	0	0	0
New Hope Lambertville Toll 53	0	0	0	0	2	0	37	0
New Hope Lambertville 54	0	0	0	0	2	0	13	0
Washington Crossing 55	0	1	1	1	0	0	4	0
Scudder Falls 56	0	0	0	0	1	0	5	0
Calhoun St 57	0	1	0	0	0	0	3	0
Lower Trenton 58	0	0	0	0	0	0	1	0
Morrisville Trenton 59	0	2	1	2	1	7	1	0

	Citations	Warnings	Security Checks
New Jersey State Police	443	257	627
Pennsylvania State Police	78	67	458

# Sept. 2019 Overweight Crossings-Central Region

9/30/2019

Bridge	Total Turnarounds	Total Overweights	Total Manned	Total Unmanned	NJSP Response	Summons Issued	Warnings Issued	PSP Response	Citations Issued	Warnings Issued2	Local Police Response	No Response Requested
Riverton-Belvidere	81	4	1	3	3	2	0	0	0	0	0	1
Northampton St.	401	2	3	0	2	1	0	0	0	0	0	1
Riegelsville	114	2	2	0	2	2	0	0	0	0	0	0
Uhlerstown - Frenchtown	33	2	0	2	2	2	0	0	0	0	0	0
September Totals	629	10	6	5	9	7	0	0	0	0	0	2
Bridge	Total Turnarounds	Total Overweights	Total Manned	Total Unmanned	NJSP Response	Summons Issued	Warnings Issued	PSP Response	Citations Issued	Warnings Issued	Local Police Response	No Response Requested
Riverton-Belvidere	293	20	8	10	11	6	5	3	1	2	0	7
Northampton St.	3741	25	26	0	6	3	2	13	2	11	0	7
Riegelsville	650	7	6	3	4	4	0	2	2	0	0	0
Uhlerstown - Frenchtown	252	11	0	11	8	5	1	1	1	0	0	2
Year to Date Totals	6175	63	40	24	29	18	8	19	6	13	0	16

# Sept. 2019 Overweight Crossings-Southern Region

9/30/2019

Bridge	Total Turnarounds	Total Overweights	Total Manned	Total Unmanned	NJSP Response	Summons Issued	Warnings Issued	PSP Response	Citations Issued	Warnings Issued2	Local Police Response	No Response Requested
Lower Trenton	0	45	0	45	2	2	0	43	11	32	0	0
Calhoun Street	49	1	1	0	0	0	0	1	0	1	0	0
Washington Crossing	134	8	5	3	3	2	1	5	3	2	0	0
New Hope												
Lambertville	79	0	0	0	0	0	0	0	0	0	0	0
Centre Bridge												
Stockton	10	0	0	0	0	0	0	0	0	0	0	0
<b>September Totals</b>	<b>272</b>	<b>54</b>	<b>6</b>	<b>48</b>	<b>5</b>	<b>4</b>	<b>1</b>	<b>49</b>	<b>14</b>	<b>35</b>	<b>0</b>	<b>0</b>
Bridge	Total Turnarounds	Total Overweights	Total Manned	Total Unmanned	NJSP Response	Summons Issued	Warnings Issued	PSP Response	Citations Issued	Warnings Issued	Local Police Response	No Response Requested
Lower Trenton	25	241	0	241	9	9	0	227	98	129	0	5
Calhoun Street	564	43	39	4	14	9	5	27	13	14	0	2
Washington Crossing	845	85	44	41	43	28	15	31	9	22	0	11
New Hope												
Lambertville	627	31	27	4	11	10	1	16	9	7	0	4
Centre Bridge												
Stockton	44	5	0	5	4	4	0	1	1	0	0	0
<b>Year to Date Totals</b>	<b>2105</b>	<b>405</b>	<b>110</b>	<b>295</b>	<b>81</b>	<b>60</b>	<b>21</b>	<b>302</b>	<b>130</b>	<b>172</b>	<b>0</b>	<b>22</b>

DELAWARE RIVER JOINT TOLL BRIDGE COMMISSION  
MONTHLY ACTIVITY SERVICES RENDERED REPORT

MONTH <u>September</u>		BRIDGE	YEAR <u>2019</u>		
		<u>Northampton Street</u>			
ACTIVITY/SERVICE	WEEK OF 7-Sep-19	WEEK OF 14-Sep-19	WEEK OF 21-Sep-19	WEEK OF 28-Sep-19	
Hours Worked	336	336	336	336	
Patrols	168	164	168	168	
Overweight Crossings	1	0	1	0	
Overweights Refused	142	128	119	154	
Motorist Aid	0	0	0	0	
Medical Assistance	0	0	0	1	
First Aid Rendered	0	0	0	0	
State / Local Police Requested	0	2	1	1	
Fire Dept. Requested	0	0	0	0	
Public Interaction	218	254	233	265	
Traffic Control	67	57	69	77	
Jumpers	0	0	0	0	
Assaults	0	0	0	0	
Other	8	4	3	4	
Miscellaneous	6	6	1	3	
NOTES:					

DELAWARE RIVER JOINT TOLL BRIDGE COMMISSION  
MONTHLY ACTIVITY SERVICES RENDERED REPORT

BRIDGE Riegelsville

MONTH September

YEAR 2019

ACTIVITY/SERVICE	WEEK OF 7-Sep-19	WEEK OF 14-Sep-19	WEEK OF 21-Sep-19	WEEK OF 28-Sep-19	TOTAL
Hours Worked	336	328	336	300	964
Patrols	168	166	167	160	493
Overweight Crossings	1	0	0	2	3
Overweights Refused	36	36	43	35	114
Motorist Aid	0	0	0	0	0
Medical Assistance	0	0	0	0	0
First Aid Rendered	1	0	0	0	1
State / Local Police Requested	1	0	0	0	1
Fire Dept. Requested	0	0	0	0	0
Public Interaction	80	64	79	96	239
Traffic Control	12	3	23	20	46
Jumpers	0	0	0	0	0
Assaults	0	0	0	0	0
Other	0	0	0	0	0
Miscellaneous	2	1	3	0	6
NOTES:					

DELAWARE RIVER JOINT TOLL BRIDGE COMMISSION  
MONTHLY ACTIVITY SERVICES RENDERED REPORT

MONTH <u>September</u>		BRIDGE <u>Milford-Upper Black Eddy</u>		YEAR <u>2019</u>	
ACTIVITY/SERVICE	WEEK OF    7-Sep-19	WEEK OF    14-Sep-19	WEEK OF    21-Sep-19	WEEK OF    28-Sep-19	TOTAL
Hours Worked	39.25	0	12	12	24
Patrols	20	0	6	6	32
Overweight Crossings	0	0	0	0	0
Overweights Refused	0	0	0	0	0
Motorist Aid	0	0	0	0	0
Medical Assistance	0	0	0	0	0
First Aid Rendered	0	0	0	0	0
State / Local Police Requested	0	0	0	0	0
Fire Dept. Requested	0	0	0	0	0
Public Interaction	20	0	0	0	0
Traffic Control	0	0	0	0	0
Jumpers	0	0	0	0	0
Assaults	0	0	0	0	0
Other	0	0	0	0	0
Miscellaneous	0	0	0	0	0
NOTES:					





DELAWARE RIVER JOINT TOLL BRIDGE COMMISSION

MONTHLY ACTIVITY SERVICES RENDERED REPORT

		BRIDGE		Belvidere-Riverton	
MONTH		September		YEAR	
		2019			
ACTIVITY/SERVICE	WEEK OF 7-Sep-19	WEEK OF 14-Sep-19	WEEK OF 21-Sep-19	WEEK OF 28-Sep-19	TOTAL
Hours Worked	168	168	168	168	504
Patrols	84	86	84	84	254
Overweight Crossings	1	4	2	1	7
Overweights Refused	23	31	29	21	81
Motorist Aid	0	0	0	0	0
Medical Assistance	0	0	0	0	0
First Aid Rendered	0	0	0	0	0
State / Local Police Requested	8	10	9	2	21
Fire Dept. Requested	0	0	0	0	0
Public Interaction	86	75	65	72	212
Traffic Control	4	6	10	1	17
Jumpers	0	0	0	0	0
Assaults	0	0	0	0	0
Other	0	0	0	1	1
Miscellaneous	7	7	7	6	20
NOTES:					

DELAWARE RIVER JOINT TOLL BRIDGE COMMISSION

MONTHLY ACTIVITY SERVICES RENDERED REPORT

MONTH <u>September</u>		BRIDGE <u>Portland Columbia - Pedestrian Bridge</u>			
		YEAR <u>2019</u>			
ACTIVITY/SERVICE	WEEK OF 7-Sep-19	WEEK OF 14-Sep-19	WEEK OF 21-Sep-19	WEEK OF 28-Sep-19	TOTAL
Hours Worked					
Patrols	14	14	14	14	56
Overweight Crossings					
Overweights Refused					
Motorist Aid					
Medical Assistance					
First Aid Rendered					
State / Local Police Requested					
Fire Dept. Requested					
Public Interaction					
Traffic Control					
Jumpers					
Assaults					
Other					
Miscellaneous					
NOTES:					

DELAWARE RIVER JOINT TOLL BRIDGE COMMISSION  
MONTHLY ACTIVITY SERVICES RENDERED REPORT

BRIDGE Centre-Bridge Stockton

MONTH September

YEAR 2019

ACTIVITY/SERVICE	WEEK OF 7-Sep	WEEK OF 14-Sep	WEEK OF 21-Sep	WEEK OF 30-Sep	TOTAL
Hours Worked	36	0	12	28	76
Patrols	18	0	6	14	38
Overweight Crossings	0	0	0	0	0
Overweights Refused	2	0	2	6	10
Motorist Aid	0	0	0	0	0
Medical Assistance	0	0	0	0	0
First Aid Rendered	0	0	0	0	0
State / Local Police Requested	0	0	0	0	0
Fire Dept. Requested	0	0	0	0	0
Public Interaction	40	0	8	25	73
Traffic Control	2	0	2	6	10
Jumpers	0	0	0	0	0
Assaults	0	0	0	0	0
Other	3	0	0	0	3
Miscellaneous	0	0	0	0	0
NOTES:					

BRIDGE  
New Hope - Lambertville

YEAR 2019

ADM-135

DELAWARE RIVER JOINT TOLL BRIDGE COMMISSION  
MONTHLY ACTIVITY SERVICES RENDERED REPORT

BRIDGE Washington Crossing

MONTH	September	YEAR	2019		
ACTIVITY/SERVICE	WEEK OF 7-Sep	WEEK OF 14-Sep	WEEK OF 21-Sep	WEEK OF 30-Sep	TOTAL
Hours Worked	168	168	168	168	672
Patrols	82	79	80	82	323
Overweight Crossings	0	6	0	2	8
Overweights Refused	40	40	17	37	134
Motorist Aid	0	0	0	0	0
Medical Assistance	0	0	0	0	0
First Aid Rendered	0	0	0	0	0
State / Local Police Requested	0	6	1	2	9
Fire Dept. Requested	0	0	0	0	0
Public Interaction	116	85	75	69	345
Traffic Control	36	32	13	34	115
Jumpers	0	0	0	0	0
Assaults	0	0	0	0	0
Other	10	7	4	3	24
Miscellaneous	0	0	0	0	0
NOTES:					

DELAWARE RIVER JOINT TOLL BRIDGE COMMISSION  
MONTHLY ACTIVITY SERVICES RENDERED REPORT

BRIDGE Calhoun Street

MONTH	September	YEAR 2019			
ACTIVITY/SERVICE	WEEK OF 7-Sep	WEEK OF 14-Sep	WEEK OF 21-Sep	WEEK OF 30-Sep	TOTAL
Hours Worked	292	296	320	280	1188
Patrols	149	138	143	129	559
Overweight Crossings	0	0	0	1	1
Overweights Refused	19	12	13	5	49
Motorist Aid	0	0	0	1	1
Medical Assistance	0	0	0	0	0
First Aid Rendered	0	0	0	0	0
State / Local Police Requested	0	0	0	0	0
Fire Dept. Requested	0	0	0	0	0
Public Interaction	69	20	71	66	226
Traffic Control	2	4	7	10	23
Jumpers	0	0	0	0	0
Assaults	0	0	0	0	0
Other	3	5	7	1	16
Miscellaneous	0	0	0	0	0
NOTES:					

DELAWARE RIVER JOINT TOLL BRIDGE COMMISSION  
MONTHLY ACTIVITY SERVICES RENDERED REPORT

BRIDGE Lower Trenton

MONTH <u>September</u>		YEAR <u>2019</u>			
ACTIVITY/SERVICE	WEEK OF   7-Sep	WEEK OF   14-Sep	WEEK OF   21-Sep	WEEK OF   30-Sep	TOTAL
Hours Worked	24	24	12	24	84
Patrols	12	12	6	12	42
Overweight Crossings	9	12	11	13	45
Overweights Refused	0	0	0	0	0
Motorist Aid	0	0	0	0	0
Medical Assistance	0	0	0	0	0
First Aid Rendered	0	0	0	0	0
State / Local Police Requested	9	12	11	13	45
Fire Dept. Requested	0	0	0	0	0
Public Interaction	0	0	0	0	0
Traffic Control	9	12	11	13	45
Jumpers	0	0	0	0	0
Assaults	0	0	0	0	0
Other	6	11	10	14	41
Miscellaneous	0	0	0	0	0
NOTES:					

DELAWARE RIVER JOINT TOLL BRIDGE COMMISSION  
MONTHLY ACTIVITY SERVICES RENDERED REPORT

BRIDGE Lumberville - Raven Rock

MONTH	<u>September</u>	YEAR	<u>2019</u>						
ACTIVITY/SERVICE	WEEK OF	7-Sep	WEEK OF	14-Sep	WEEK OF	21-Sep	WEEK OF	30-Sep	TOTAL
Hours Worked		0		0		0		0	0
Patrols		12		9		14		8	43
Overweight Crossings		0		0		0		0	0
Overweights Refused		0		0		0		0	0
Motorist Aid		0		0		0		0	0
Medical Assistance		0		0		0		0	0
First Aid Rendered		0		0		0		0	0
State / Local Police Requested		0		0		0		0	0
Fire Dept. Requested		0		0		0		0	0
Public Interaction		0		0		0		0	0
Traffic Control		0		0		0		0	0
Jumpers		0		0		0		0	0
Assaults		0		0		0		0	0
Other		0		0		0		0	0
Miscellaneous		0		0		0		0	0
NOTES:									



2019

## AC Bridge Activities

September 2019

Location	Bridge Checks	Overweights	Accidents	Jumpers	Disabled Vehicles	Medical Emergencies
Lower Trenton	49	45	0	0	0	0
Calhoun Street	120	1	1	0	0	0
Scudder Falls	165	0	2	0	2	0
Washington Crossing	70	8	0	0	0	0
New Hope	67	0	0	0	0	0
Lambertville	35	0	0	0	0	0
Centre Bridge	43	0	0	0	0	0
Stockton	50	2	0	0	0	0
Lumberville	48	0	0	0	0	0
RavenRock	116	2	0	0	0	0
Uhlersown	127	2	0	0	0	0
Frenchtown	66	4	0	0	0	0
Upper Black Eddy	31	0	0	0	0	0
Milford	987	64	3	0	2	0
Riegelsville						
Northampton St.						
Riverton						
Belvidere						
Portland Columbia						
Totals						

**DELAWARE RIVER JOINT TOLL BRIDGE COMMISSION**

**Meeting of October 28, 2019**

**Operations Report Index**

**Maintenance and Toll Operations**

<b>SUBJECT</b>	<b>DESCRIPTION</b>	<b>PAGE NUMBER</b>
Maintenance and Toll	Status report Month of September 2019	1-12

**DELAWARE RIVER JOINT TOLL BRIDGE COMMISSION**  
**Meeting of October 28, 2019**

**MAINTENANCE AND TOLL OPERATIONS**  
**MONTH OF SEPTEMBER 2019**

- Attended meeting with Training and Safety Department to discuss conflict resolution training for Regional Maintenance Supervisors and employees under their direction.
- Participated in interviews for Scudders Falls Maintenance Worker positions held at Trenton Morrisville Toll Bridge.
- Participated in interviews for new Administration Custodial Worker positions held at Trenton Morrisville Toll Bridge.
- Attended T/TS-736A-002 (DWG Toll Bridge Replace Red Exterior Doors - Joint Scope Meeting) held at Delaware Water Gap Administration Building.
- Attended meeting to discuss New Hope Lambertville office renovations and room assignments held at New Hope Facility
- Attended Toll Lieutenants meeting held at Easton Phillipsburg Toll Bridge. Facility topic discussed ADP Portal,
- Attended Regional Maintenance Supervisors meeting held at New Hope Lambertville Toll Bridge Facility.
- Attended C-704A-1, Construction Inspection Task Order Agreement, NH-L Toll Salt Storage Building - CM/CI Services, Progress Meeting held at New Hope Toll Bridge.
- Attended meeting with Southern Operations staff to discuss cleaning and maintenance of Scudders Falls, Public Safety, Bridge Monitors and Administration Buildings held at New Hope Toll Bridge Facility.
- Attended meeting with staff to review custodial schedules and responsibilities for new Administration Building Complex.
- Senior Director prepared a needs summary for purchasing department to use for procurement of salt contract for 2019-2020 winter season.

**DELAWARE RIVER JOINT TOLL BRIDGE COMMISSION**  
**Meeting of October 28, 2019**

- Senior Director prepared Summary Statement and Resolution for the purchase of Trex Floor Boards for the Lower Trenton and Calhoun St. Toll Supported Bridges Sidewalk Replacement Project.
- Senior Director prepared and Summary Statement and Resolution for the resurfacing of concrete floors at the Delaware Water Gap and Portland Columbia maintenance garage floor resurfacing project.
- Senior Director held meetings with Toll Operations staff to discuss next year budget completion held at Easton Phillipsburg Toll Bridge.
- Senior Director reviewed and approved invoices for Guiderail Attenuator repairs completed by J. Fletcher Creamer.
- Senior Director attended meetings with fleet management department to vehicle and equipment status for procurement.
- Reviewed the Accident Log/Property Damage Reports for the month of September 2019. Forwarded the monthly report to the Director of Human Resources, Insurance Administrator, Comptroller and Deputy Executive Director of Operations.
- Reviewed assistance to motorist by Toll Officers during the month of September 2019. Forwarded the monthly report to the Executive Director of Operations.
- Prepared monthly Maintenance and Toll report for September 2019 staff agenda meeting held at New Hope Lambertville administration meeting.
- Prepared and forwarded report of Use of Commission Facilities for the month of September 2019 to the Deputy Executive Director of Operations.

**Maintenance Operations**

- Director of Maintenance completed 2020 next year budget entries into Munis system and forwarded Increase Budget Request Forms to accounting department.
- Director of Maintenance and Deputy Director of Maintenance continued site visits to various facilities.
- Director of Maintenance scheduled interviews for maintenance and custodians positions for new Scudders Falls complex.
- Director of Maintenance worked with purchasing department to order supplies for the new Administration Building.

**DELAWARE RIVER JOINT TOLL BRIDGE COMMISSION**  
**Meeting of October 28, 2019**

- Trenton Morrisville Maintenance crews prepared new Administration Building for full occupancy by wiping down all furniture and moping all floors.
- Trenton Morrisville Maintenance crews made concrete repairs to the sidewalk at the Lower Trenton Toll Supported Bridge.
- Trenton Morrisville Maintenance crews continued cleanup of new maintenance garage site on Woodbourne St. in Langhorne Pa.
- Trenton Morrisville maintenance crews continue mowing and landscaping projects within Commission jurisdiction.
- Trenton Morrisville Maintenance Crews checked and cleaned all drain and inlets as needed.
- Trenton-Morrisville maintenance crews continued crack sealing roadways with hot asphalt sealant as needed
- Trenton-Morrisville maintenance crews continued repairing potholes on roadways within Commission jurisdictions as needed.
- New Hope Maintenance crews repaired damaged foot walk planks at Washington Crossings Toll Supported Bridge.
- New Hope Maintenance crews installed new light pole bases on New Hope Toll main river bridge.
- New Hope Maintenance crews continued street sweeping program on roadways to extend asphalt life, reduce clogged storm drains and sewers and combat dust.
- New Hope Maintenance crews began renovation project in Executive wing of New Hope Toll Bridge administration building.
- New Hope maintenance crews began snow preparations on all trucks and equipment.
- New Hope maintenance crew's continued repairing potholes at New Hope Toll Supported Bridge with new Aqua Phalt concrete and asphalt patch material.
- I-78 Maintenance crews began snow preparations on all trucks, plows and spreaders.

**DELAWARE RIVER JOINT TOLL BRIDGE COMMISSION**  
**Meeting of October 28, 2019**

- I-78 Maintenance crews began preventative maintenance repairs to Brine making machine.
- I-78 Maintenance crews continued street sweeping program on roadways to extend asphalt life, reduce clogged storm drains and sewers and combat dust.
- I-78 maintenance crews continue mowing and landscaping projects within Commission jurisdiction.
- I-78 maintenance crew's continued crack sealing roadways with hot asphalt as needed.
- I-78 maintenance crews continued repairing potholes on I-78 roadway and ramps with Aqua Phalt concrete and asphalt patch material.
- I-78 Maintenance Crews checked all drain and inlets and cleaned as needed.
- Easton Phillipsburg Maintenance crews began snow preparations on all trucks, plows and spreaders.
- Easton Phillipsburg Maintenance crews continue street sweeping program on roadways to extend asphalt life, reduce clogged storm drains and sewers and combat dust.
- Easton Phillipsburg maintenance crews hung banners for various community events at Northampton Street Toll Supported Bridge.
- Easton Phillipsburg maintenance crews completed project to install a new flower bed in front of Welcome to Phillipsburg sign.
- Easton-Phillipsburg maintenance crews made repairs to Northampton St. Toll Supported Bridge Jersey barrier damaged by car accident.
- Easton-Phillipsburg maintenance crews continue mowing and landscaping projects within Commission jurisdiction.
- Easton-Phillipsburg maintenance crews continued cleaning inlets and drains within jurisdiction.
- Easton-Phillipsburg maintenance crews removed trees and debris from piers at Belvidere and Riegelsville Toll Supported Bridges.

**DELAWARE RIVER JOINT TOLL BRIDGE COMMISSION**  
**Meeting of October 28, 2019**

- Easton Phillipsburg maintenance crews continued filling potholes on roadways and ramps with Aqua Phalt concrete and asphalt patch material.
- Portland-Columbia maintenance crews began snow preparations on all trucks, plows and spreaders.
- Portland Columbia maintenance crews continue street sweeping program on roadways to extend asphalt life, reduce clogged storm drains and sewers and combat dust.
- Portland-Columbia maintenance crews repainted all lines in parking lot and fuel pump areas.
- Portland-Columbia maintenance crews continued repairing potholes on roadways and ramps with Aqua Phalt concrete and asphalt patch material.
- Portland-Columbia maintenance crews replaced hydraulic motor on sweeper center boom.
- Portland-Columbia maintenance crews continue mowing and landscaping projects within Commission jurisdiction.
- Delaware Water Gap maintenance crews began snow preparations on all trucks, plows and spreaders.
- Delaware Water Gap maintenance crews continue project to construct a new training room in the administration building garage parking bay.
- Delaware Water Gap maintenance crews continued street sweeping program on roadways to extend asphalt life, reduce clogged storm drains and sewers and combat dust.
- Delaware Water Gap maintenance crews continued repairing potholes on Route 80 and ramps with Aqua Phalt concrete and asphalt patch material.
- Delaware Water Gap maintenance crews made repairs to man saver gates and toll booth doors on Toll Plaza.
- Milford-Montague maintenance crews began snow preparations on all trucks, plows and spreaders.
- Milford-Montague maintenance crews removed old paint on Toll Booths and repainted.

**DELAWARE RIVER JOINT TOLL BRIDGE COMMISSION**  
**Meeting of October 28, 2019**

- Milford-Montague maintenance crews mounted racks for metal storage on wall of small garage.
- Milford-Montague maintenance crews continued street sweeping program on roadways to extend asphalt life, reduce clogged storm drains and sewers and combat dust.
- Milford-Montague maintenance crews poured 10 yards of concrete under small garage area.
- Milford-Montague maintenance crews continue to check and clean all inlets and storm drains.
- Milford-Montague maintenance crews continued repairs of potholes on bridge deck and roadway with new Aqua Phalt concrete and asphalt patch material.

**Fleet Department**

**Vehicle & Equipment Status**

- Spec for Tandem Mack's under review some questions and concerns under review by Bonnel engineering.
- Mag Tank issues on Elliptical bodies under review By ARM and the Buyers Team, waiting for response.
- ARM will be out the week of October 7<sup>th</sup> to address and fix the remaining issues with the Mack trucks.
- 3 Mack Granite single axle chassis at ARM for upfitting (Expected) completion date 11/15/2019
- (4) 2019 Chevy 6500 cab/Chassis were accepted on 9/30/2019 purchasing should have something for operation's the week of October 1<sup>st</sup> for review and approval of upfitting.
- 8 Ford F-250-New Patrol Vehicles (at Koch awaiting pickup for upfitting)

**Vehicle & Equipment Repairs**

- Altec bucket truck repaired with a new platform Cost \$3176.56
- F-250 fuel injector replaced NHL
- Escape pool vehicle booster assembly & brake module repaired & replaced NHL
- OIC interceptor light bar repaired TM
- 2012 F-550 axle u joint and front bearings repaired TM



**DELAWARE RIVER JOINT TOLL BRIDGE COMMISSION**  
**Meeting of October 28, 2019**

- 2015 Ford Transit van fuel pump module replaced
- BP 1 & BP 2- new set of tires
- Alternator replaced 2006 sterling PC
- 2011 expedition window regulator replaced PC
- BP vehicles upfitted with road watch temperature gauges I-78

**Other items**

- Registration renewals, adding new vehicles to Fleet insurance, and supplied accounting with spread sheets for new assets.

**Toll Operations**

- Director of Toll held monthly Lieutenants meeting at I-78 Toll Bridge Facility.  
Topics discussed:
  - ADP Time Keeping
  - Transcore
  - Requesting Time Off Procedures
  - Incident Reports
  - Disabled Motor Vehicles
  - Variances and misclassifications
  - Building Checks after normal business hours..
- Director of Toll held Monthly Sergeants Meeting at I78 Toll Bridge Facility  
Topics Discussed:
  - ADP
  - Conflict Resolution Training
  - Counterfeit Bills
  - Training Classes
  - FMLA / Medical Leave
  - Communications
- Director of Toll attended Conflict Resolution and De-escalating Training held at New Hope Toll Facility.
- Director of Tolls coordinated with Transcore to close lanes at DWG to replace loops.
- Director of Toll and Deputy Director of Toll conducted interviews for Part-Time Toll Collector positions.

**DELAWARE RIVER JOINT TOLL BRIDGE COMMISSION**  
**Meeting of October 28, 2019**

- Director of Toll and Deputy Director of Toll continued site visits to Toll locations and met with Toll staff.
- Deputy Director of Toll continues to work with Inventory Control Specialists in Southern and Central and Northern Regions.
- Director of Toll and Deputy Director of Toll attended meeting with safety staff to discuss implementing safety measures to assist toll employees.
- Director continues to attend Electronic Toll Collection monthly Transcore maintenance meetings held at Trenton Morrisville facility.
- Director of Toll and Deputy Director of Toll continue to review monthly variance reports and suggest changes to reduce variances.

**Charles Slack, Regional Maintenance Supervisor, New Hope-Lambertville**

Task	JAN	FEB	MAR	APR	MAY	JUN	JUL	AUG	SEP	OCT	NOV	DEC	Total Man-hours
Bridge Maintenance	0	136	144	224	72	130	48	112	40				906
Bldg./Facilities Maintenance	784	552	480	856	777	1,369	1203	1,391	2,059				9,471
Grounds Maintenance	0	160	176	440	256	450	500	333	761				3,076
Road Maintenance	24	224	224	248	128	56	72	80	88				1,144
Snow/Ice Maintenance	215	414	374	224	72	0	0	0	0				1,299
Vehicle Maintenance	304	320	344	496	270	264	298	272	652				3,220
Miscellaneous	0	152	152	264	72	200	142	304	643				1,929
Total Man-hours	1,327	1,958	1,894	2,752	1,647	2,469	2,263	2,492	4,243	0	0	0	21,045

Task	JAN	FEB	MAR	APR	MAY	JUN	JUL	AUG	SEP	OCT	NOV	DEC	Total Man-hours
Bridge Maintenance	56	304	440	669	362	256	384	232	240				2,943
Bldg./Facilities Maintenance	856	612	640	749	582	524	568	824	1,076				6,431
Grounds Maintenance	32	240	360	515	649	456	528	328	248				3,356
Road Maintenance	80	344	636	533	458	176	88	632	262				3,209
Snow/Ice Maintenance	280	472	424	317	218	0	0	16	216				1,943
Vehicle Maintenance	128	336	408	397	362	154	232	232	224				2,473
Miscellaneous	56	278	344	381	330	174	128	72	304				2,067
Total Man-hours	1,488	2,586	3,252	3,561	2,961	1,740	1,928	2,336	2,570	0	0	0	22,422

[illegible]



**Northern Region**  
**LeVar Talley, Director of Maintenance**  
**Richard Taitt Deputy Director of Maintenance**  
**James Gower, Regional Maintenance Supervisor**  
**Tim Hannon, Regional Maintenance Supervisor - Milford-Montague**

**Portland-Columbia Toll Bridge**

Task	JAN	FEB	MAR	APR	MAY	JUN	JUL	AUG	SEP	OCT	NOV	DEC	Total Man-hours
Bridge Maintenance	0	132	159	186	172	0	16	0	0				665
Bldg./Facilities Maintenance	447	332	342	360	256	428	400	400	384				3,349
Grounds Maintenance	96	228	367	390	304	456	368	272	486				2,967
Road Maintenance	16	144	159	234	156	80	82	64	48				983
Snow/Ice Maintenance	280	387	305	160	84	0	0	0	0				1,216
Vehicle Maintenance	68	199	255	228	144	64	80	134	142				1,314
Miscellaneous	8	136	179	168	108	0	8	0	0				607
Total Man-hours	915	1,558	1,766	1,726	1,224	1,028	954	870	1,060	0	0	0	11,101

**Delaware Water Gap Toll Bridge**

Task	JAN	FEB	MAR	APR	MAY	JUN	JUL	AUG	SEP	OCT	NOV	DEC	Total Man-hours
Bridge Maintenance	0	248	280	392	432	8	0	0	0				1,360
Bldg./Facilities Maintenance	930	712	720	840	736	852	839	1,120	808				7,557
Grounds Maintenance	268	416	492	662	464	440	344	368	272				3,726
Road Maintenance	0	310	424	384	376	64	217	64	48				1,887
Snow/Ice Maintenance	588	781	668	328	176	0	16	8	8				2,573
Vehicle Maintenance	216	496	504	588	272	280	248	264	312				3,180
Miscellaneous	48	382	392	466	416	96	112	200	248				2,360
Total Man-hours	2,050	3,345	3,480	3,660	2,872	1,740	1,776	2,024	1,696	0	0	0	22,643

**Milford-Montague Toll Bridge**

Task	JAN	FEB	MAR	APR	MAY	JUN	JUL	AUG	SEP	OCT	NOV	DEC	Total Man-hours
Bridge Maintenance	0	273	351	392	345	80	48	0	0				1,489
Bldg./Facilities Maintenance	560	459	663	472	526	625	600	472	560				4,937
Grounds Maintenance	8	285	375	432	345	120	120	96	48				1,829
Road Maintenance	36	305	399	488	289	24	88	32	16				1,677
Snow/Ice Maintenance	331	581	570	312	237	0	0	0	0				2,031
Vehicle Maintenance	208	407	415	424	325	112	96	72	56				2,115
Miscellaneous	16	339	463	360	277	56	56	48	168				1,783
Total Man-hours	1,159	2,649	3,236	2,880	2,344	1,017	1,008	720	848	0	0	0	15,861



Monthly Disabled Vehicle Report September 2019						
9/2019	1	TM	AAA Called	Cleared Vehicle	Cell Phone	Traffic Control
			Transport Motorist	Other		
			1	1	1	1
		<b>Dist Total</b>	1	1	1	1
	2	EP	1			
		178	4	2	1	1
		<b>Dist Total</b>	5	2	1	1
	3	DWG	2	2	1	1
		<b>Dist Total</b>	2	2	1	1
	<b>Grand Total</b>		8	5	1	2

**DELAWARE RIVER JOINT TOLL BRIDGE COMMISSION**

**Meeting of October 28, 2019**

**USE OF FACILITIES REQUEST REPORT**

**MONTH OF SEPTEMBER 2019**

SUBJECT	DESCRIPTION	PAGE NUMBER
Use of Facilities	Use of Facilities Request-Month of September 2019	1

# DELAWARE RIVER JOINT TOLL BRIDGE COMMISSION

Meeting of October 28, 2019

## PROPERTY REPORT

### Use of Commission Facilities

Facility	Organization	Date/Time	Description of Use
Northampton St. Toll Supported Bridge	City of Easton	September 7 through September 20, 2019	2019 UOF-C-Region "Riverside Festival of the Arts" BANNER
Frenchtown Toll Supported Bridge	Binnacle House	September 14, 2019	EVENT NOTICE - C-Region "Binnacle House" 5K Run/Walk - 7-Mile Run
Milford-Upper Black Eddy Toll Supported Bridge	Milford Merchants Association	September 22, 2019	2019 UOF-C-Region Milford Merchants Assoc. "Bed Race"
New Hope Toll Supported Bridge	Delaware River Steamboat Floating Classroom	August 31, 2019 through September 22, 2019	2019 UOF-S-Region "SPLASH" Water Sampling
Delaware Water Gap	DWG Celebration of the Arts	September 6 through September 8, 2019	2019 UOF- N-Region - DWG Celebration of the Arts



**DELAWARE RIVER JOINT TOLL BRIDGE COMMISSION**  
**Meeting of October 28, 2019**

**OPERATIONS INDEX**  
**FOR**  
**TRAINING AND EMPLOYEE SAFETY**

<b>SUBJECT</b>	<b>DESCRIPTION</b>	<b>PAGE NUMBER</b>
Training and Employee Safety	Status Reports Month of September 2019	1-13

## **DELAWARE RIVER JOINT TOLL BRIDGE COMMISSION**

**Meeting of October 10th, 2019**

### **TRAINING AND EMPLOYEE SAFETY DEPARTMENT MONTH OF SEPTEMBER 2019**

The below-listed items represent meetings, communications, tasks, and accomplishments of the Training and Employee Safety Department:

The Training & Employee Safety (TES) department instructed and/or facilitated (30) training sessions in the month of September. (187) Commission employees were trained during the month of September in the following areas;

- CPR/AED/First Aid Certification (Heart Saver)
- Traffic Control Coordinator Refresher
- Toll Robbery
- De-Escalation
- Conflict Resolution
- Fire Safety/Extinguisher Training
- Bridge Master Training/Aerial Lift Training
- Flagger Certification Training
- NJDEP UST Class A&B Operator Training
- The Future of Snow Operations
- Global Security Exchange
- Essential Skills of Dynamic Public Speaking
- Assertiveness Skills for Managers
- How to Establish Effective Team Communication
- Strengthening Your People Skills in the Workplace
- Ladder Safety Training

#### **Training --**

- Coordinated CPR Training at NHL
- Facilitated Flagger Certification Training @ NHL
- Actively working on Leadership Training course content (Preview 10/22)
- Met with Maintenance Dept. Heads in prep for Conflict Resolution Training
- Developing training content for Maintenance Conflict Resolution Training
- Coordinated Traffic Control Coordinator Refresher Training (Rutgers)

#### Training - Continued

- Instructed Conflict Resolution /Toll Robbery Training @ I 78, DWG & NHL
- Registered TES Personnel for ITC Training @ Ocean Co. Police Academy
- Updated training material for Toll Robbery, Conflict Resolution & De-Escalation Training
- Registered DRJTBC Employees for NJDEP UST Class A & B Operator Training
- Provided an overview of how to navigate the online NJDEP UST online study material
- Coordinated CPR/AED Certification Training with Hunterdon Healthcare
- Review/follow up with mentors/new hires as needed

#### Industry Safe -

- Updated training calendar
- Updated IS w/Skill Path Training Courses and Certificates
- Uploaded CPR Certificates
- Coordinated w/HR to update employee records
- Input Tool Box Talks Training into the database
- Industry Safe updates webinar

#### State Police –

- Ongoing coordination of NJSP/PSP details for requested lane closures
- Coordinated NJSP/ PSP Trooper assignments for September Commission Meeting
- Conducted background checks for new hires
- Obtained accident reports from liaisons as requested
- Processed NJSP/PSP invoices in SharePoint

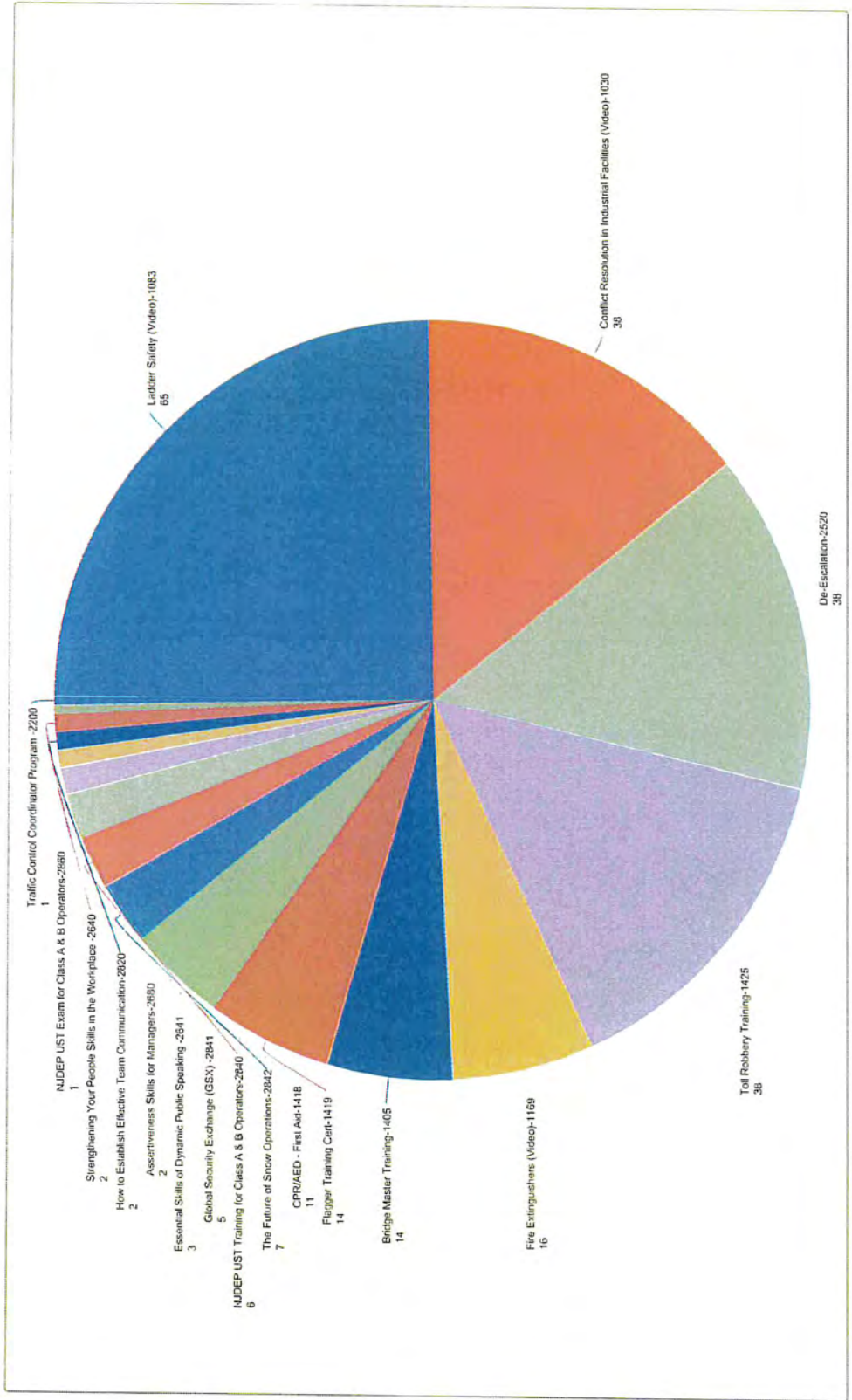
#### Skill Path – Professional Development

- Assertiveness Skills for Managers & Supervisors Seminar
- Strengthening People Skills Seminar
- Dynamic Public Speaking Seminar

Employee Safety –

- Conducted Tool Box Talks at each commission facility
- Conducted Fire Safety Training @ EP
- Facilitated Monthly WPSC Meeting
- Actively working on obtaining Fire Safety/Emergency Plan for Scudder Falls
- Conducted AED/First Aid checks at each respective DRJTBC facility
- Replenished First Aid Kit supplies as needed
- Facilitated Bridge Master Training @ I 78
- Facilitated Aerial Lift Training @ I 78

## TES Monthly Training Report



Date Attended	Class Name	Business Unit	Employee ID
9/3/2019	Assertiveness Skills for Managers-2680		Total # of Emp. Trained: 187
			# of Emp Trained for Day: 2
			# of Emp in Class: 2
		OPERATIONS	G5B002229
		OPERATIONS	G5B002199
9/4/2019	Ladder Safety (Video)-1083		# of Emp Trained for Day: 7
			# of Emp in Class: 7
		OPERATIONS	G5B001792
		OPERATIONS	G5B001157
		OPERATIONS	G5B001744
		OPERATIONS	G5B002115
		OPERATIONS	G5B002228
		OPERATIONS	G5B002334
		OPERATIONS	G5B002247
9/5/2019	Conflict Resolution in Industrial Facilities (Video)-1030		# of Emp Trained for Day: 11
			# of Emp in Class: 11
		OPERATIONS	G5B001165
		OPERATIONS	G5B002066
		OPERATIONS	G5B001167
		OPERATIONS	G5B001236
		OPERATIONS	G5B002015
		OPERATIONS	G5B002254
		OPERATIONS	G5B001133
		OPERATIONS	G5B001814
		OPERATIONS	G5B002314
		OPERATIONS	G5B001331
		OPERATIONS	G5B002248
			# of Emp in Class: 11
		OPERATIONS	G5B001165
		OPERATIONS	G5B002066
		OPERATIONS	G5B001167
		OPERATIONS	G5B001236
		OPERATIONS	G5B002015
		OPERATIONS	G5B002254
		OPERATIONS	G5B001133
		OPERATIONS	G5B001814
	De-Escalation-2520		

9/8/2019	Toll Robbery Training-1425		OPERATIONS	G5B002314	# of Emp in Class: 11
			OPERATIONS	G5B001331	
			OPERATIONS	G5B002248	
			OPERATIONS	G5B001165	
			OPERATIONS	G5B002066	
			OPERATIONS	G5B001167	
			OPERATIONS	G5B001236	
			OPERATIONS	G5B002015	
			OPERATIONS	G5B002254	
			OPERATIONS	G5B001133	
9/8/2019	Global Security Exchange (GSX) -2841		OPERATIONS	G5B001814	# of Emp in Class: 5
			OPERATIONS	G5B002314	
			OPERATIONS	G5B001331	
			OPERATIONS	G5B002248	
			OPERATIONS	G5B002210	
			OPERATIONS	G5B001464	
			OPERATIONS	G5B001900	
			OPERATIONS	G5B001463	
			OPERATIONS	G5B001338	
			OPERATIONS	G5B002229	
9/9/2019	Strengthening Your People Skills in the Workplace -2640		OPERATIONS	G5B002199	# of Emp in Class: 8
			OPERATIONS	G5B001807	
			OPERATIONS	G5B001637	
			OPERATIONS	G5B002251	
			OPERATIONS	G5B002203	
			OPERATIONS	G5B001220	
			OPERATIONS	G5B002182	
			OPERATIONS	G5B001232	
			OPERATIONS	G5B001182	
			OPERATIONS	G5B001182	
9/10/2019	Conflict Resolution in Industrial Facilities (Video)-1030		OPERATIONS	G5B001182	# of Emp in Class: 8
			OPERATIONS	G5B001182	
			OPERATIONS	G5B001182	
			OPERATIONS	G5B001182	
			OPERATIONS	G5B001182	
			OPERATIONS	G5B001182	
			OPERATIONS	G5B001182	
			OPERATIONS	G5B001182	
			OPERATIONS	G5B001182	
			OPERATIONS	G5B001182	
9/10/2019	De-Escalation-2520		OPERATIONS	G5B001182	# of Emp in Class: 8
			OPERATIONS	G5B001182	
			OPERATIONS	G5B001182	
			OPERATIONS	G5B001182	
			OPERATIONS	G5B001182	
			OPERATIONS	G5B001182	
			OPERATIONS	G5B001182	
			OPERATIONS	G5B001182	
			OPERATIONS	G5B001182	
			OPERATIONS	G5B001182	

OPERATIONS	G5B001807	
OPERATIONS	G5B001637	
OPERATIONS	G5B002251	
OPERATIONS	G5B002203	
OPERATIONS	G5B001220	
OPERATIONS	G5B002182	
OPERATIONS	G5B001232	
OPERATIONS	G5B001182	
		# of Emp in Class: 6
NJDEP UST Training for Class A & B Operators-2840		
OPERATIONS	G5B001561	
OPERATIONS	G5B001239	
OPERATIONS	G5B001386	
OPERATIONS	G5B001547	
OPERATIONS	G5B001942	
OPERATIONS	G5B001120	
		# of Emp in Class: 8
Toll Robbery Training-1425		
OPERATIONS	G5B001807	
OPERATIONS	G5B001637	
OPERATIONS	G5B002251	
OPERATIONS	G5B002203	
OPERATIONS	G5B001220	
OPERATIONS	G5B002182	
OPERATIONS	G5B001232	
OPERATIONS	G5B001182	
		# of Emp in Class: 1
Traffic Control Coordinator Program -2200		
OPERATIONS	G5B001744	
		# of Emp Trained for Day: 20
		# of Emp in Class: 5
CPR/AED - First Aid-1418		
OPERATIONS	G5B002368	
OPERATIONS	G5B002367	
OPERATIONS	G5B002379	
OPERATIONS	G5B002347	
OPERATIONS	G5B002373	
		# of Emp in Class: 15
Ladder Safety (Video)-1083		
OPERATIONS	G5B001468	
OPERATIONS	G5B002192	
OPERATIONS	G5B002212	





OPERATIONS	G5B001120
OPERATIONS	G5B001561
OPERATIONS	G5B002269
OPERATIONS	G5B001086
OPERATIONS	G5B002074
OPERATIONS	G5B002026
OPERATIONS	G5B001361
OPERATIONS	G5B001218
OPERATIONS	G5B001166
OPERATIONS	G5B001452
OPERATIONS	G5B002227
OPERATIONS	G5B002213

**Toll Robbery Training-1425**

# of Emp in Class: 7

OPERATIONS	G5B001327
OPERATIONS	G5B002250
OPERATIONS	G5B002185
OPERATIONS	G5B002179
OPERATIONS	G5B001336
OPERATIONS	G5B002160
OPERATIONS	G5B001919

9/13/2019

**Fire Extinguishers (Video)-1169**

# of Emp in Class: 16

OPERATIONS	G5B001761
OPERATIONS	G5B001464
OPERATIONS	G5B002213
OPERATIONS	G5B002227
OPERATIONS	G5B001547
OPERATIONS	G5B001452
OPERATIONS	G5B001166
OPERATIONS	G5B001218
OPERATIONS	G5B001361
OPERATIONS	G5B002074
OPERATIONS	G5B001086
OPERATIONS	G5B001942
OPERATIONS	G5B002269
OPERATIONS	G5B001561
OPERATIONS	G5B002184

9/16/2019	ADMINISTRATIVE	G5B001282	Bridge Master Training-1405	# of Emp. Trained for Day 14
				# of Emp in Class: 14
	OPERATIONS	G5B001156		
	OPERATIONS	G5B002192		
	OPERATIONS	G5B002226		
	OPERATIONS	G5B002212		
	OPERATIONS	G5B001294		
	OPERATIONS	G5B002003		
	OPERATIONS	G5B001128		
	OPERATIONS	G5B001744		
	OPERATIONS	G5B001881		
	OPERATIONS	G5B002078		
	OPERATIONS	G5B002284		
	OPERATIONS	G5B001120		
	OPERATIONS	G5B002308		
	OPERATIONS	G5B001792		
9/17/2019	Flagger Training Cert-1419			# of Emp. Trained for Day 14
				# of Emp in Class: 14
	OPERATIONS	G5B002248		
	OPERATIONS	G5B001249		
	OPERATIONS	G5B001824		
	OPERATIONS	G5B002331		
	OPERATIONS	G5B002377		
	OPERATIONS	G5B002333		
	OPERATIONS	G5B002285		
	OPERATIONS	G5B002302		
	OPERATIONS	G5B002346		
	OPERATIONS	G5B002372		
	OPERATIONS	G5B002368		
	OPERATIONS	G5B002370		
	OPERATIONS	G5B002264		
	OPERATIONS	G5B001768		
9/24/2019	Conflict Resolution in Industrial Facilities (Video)-1030			# of Emp. Trained for Day 13
				# of Emp in Class: 12
	OPERATIONS	G5B001122		
	OPERATIONS	G5B002218		

OPERATIONS	G5B002369
OPERATIONS	G5B002105
OPERATIONS	G5B002249
OPERATIONS	G5B001612
OPERATIONS	G5B001230
OPERATIONS	G5B001188
OPERATIONS	G5B002130
OPERATIONS	G5B002060
OPERATIONS	G5B001158
OPERATIONS	G5B002246
# of Emp in Class: 12	
OPERATIONS	G5B001122
OPERATIONS	G5B002246
OPERATIONS	G5B001158
OPERATIONS	G5B002060
OPERATIONS	G5B002130
OPERATIONS	G5B001188
OPERATIONS	G5B001230
OPERATIONS	G5B001612
OPERATIONS	G5B002249
OPERATIONS	G5B002105
OPERATIONS	G5B002369
OPERATIONS	G5B002218
# of Emp in Class: 1	
OPERATIONS	G5B001942
# of Emp in Class: 12	
OPERATIONS	G5B001122
OPERATIONS	G5B002218
OPERATIONS	G5B002369
OPERATIONS	G5B002105
OPERATIONS	G5B002249
OPERATIONS	G5B001612
OPERATIONS	G5B001230
OPERATIONS	G5B001188
OPERATIONS	G5B002130
OPERATIONS	G5B002060
OPERATIONS	G5B001158

### De-Escalation-2520

### NJDEP UST Exam for Class A & B Operators-2860

### Toll Robbery Training-1425

9/25/2019	OPERATIONS	G5B002246	# of Emp. Trained for Day 31
Ladder Safety (Video) - 1083			# of Emp. in Class: 24
	OPERATIONS	G5B001546	
	OPERATIONS	G5B001294	
	OPERATIONS	G5B001946	
	OPERATIONS	G5B001249	
	OPERATIONS	G5B002133	
	OPERATIONS	G5B001127	
	OPERATIONS	G5B002255	
	OPERATIONS	G5B002377	
	OPERATIONS	G5B002333	
	OPERATIONS	G5B001090	
	OPERATIONS	G5B002308	
	OPERATIONS	G5B002264	
	OPERATIONS	G5B001808	
	OPERATIONS	G5B001482	
	OPERATIONS	G5B002003	
	OPERATIONS	G5B001075	
	OPERATIONS	G5B001268	
	OPERATIONS	G5B001191	
	OPERATIONS	G5B001128	
	OPERATIONS	G5B001203	
	OPERATIONS	G5B001824	
	OPERATIONS	G5B002331	
	OPERATIONS	G5B002372	
	OPERATIONS	G5B002368	
			# of Emp. in Class: 7
The Future of Snow Operations-2842			
	OPERATIONS	G5B001359	
	OPERATIONS	G5B001464	
	OPERATIONS	G5B002115	
	OPERATIONS	G5B002228	
	OPERATIONS	G5B002028	
	OPERATIONS	G5B001338	
	OPERATIONS	G5B001705	
9/26/2019			# of Emp. Trained for Day 8
CPR/AED - First Aid-1418			# of Emp. in Class: 6

How to Establish Effective Team Communication -2820	
ADMINISTRATIVE	G5B002031
ADMINISTRATIVE	G5B001062
OPERATIONS	G5B002381
ADMINISTRATIVE	G5B002299
OPERATIONS	G5B002222
OPERATIONS	G5B001105
# of Emp in Class: 2	
OPERATIONS	G5B002229
OPERATIONS	G5B002199
9/27/2019	
Essential Skills of Dynamic Public Speaking -2641	
# of Emp Trained for Day: 3	
# of Emp in Class: 3	
OPERATIONS	G5B002211
OPERATIONS	G5B002199
OPERATIONS	G5B001800