

DELAWARE RIVER
JOINT TOLL BRIDGE COMMISSION
MINUTES
MEETING OF OCTOBER 27, 2025

DELAWARE RIVER JOINT TOLL BRIDGE COMMISSION

MEMBERS OF THE COMMISSION

NEW JERSEY

HONORABLE ALADAR KOMJATHY

Chairman

HONORABLE MICHAEL B. LAVERY

HONORABLE WALTER ORCUTT

HONORABLE LORI CIESLA

HONORABLE YUKI MOORE LAURENTI

Treasurer

PENNSYLVANIA

HONORABLE PAMELA JANVEY

Vice Chair

HONORABLE DANIELLA YOUNG

HONORABLE ISMAIL A. SHAHID

HONORABLE DANIEL GRACE

HONORABLE JOHN D. CHRISTY

Secretary

DELAWARE RIVER JOINT TOLL BRIDGE COMMISSION

STANDING COMMITTEES

FINANCE, INSURANCE MANAGEMENT AND OPERATIONS

PENNSYLVANIA: Janvey*, Shahid

NEW JERSEY: Ciesla, Komjathy

PROJECTS, PROPERTY AND EQUIPMENT

PENNSYLVANIA: Christy, Young

NEW JERSEY: Lavery*, Orcutt

PROFESSIONAL SERVICES

PENNSYLVANIA: Christy*, Janvey

NEW JERSEY: Komjathy, Orcutt

PERSONNEL

PENNSYLVANIA: Young, Grace

NEW JERSEY: Laurenti, Komjathy*

AUDIT COMMITTEE

PENNSYLVANIA: Janvey, Shahid*

NEW JERSEY: Laurenti, Lavery

ADMINISTRATIVE COMMITTEE

PENNSYLVANIA: Grace, Shahid

NEW JERSEY: Ciesla, Laurenti*

Chairman and Vice Chair are Ex-Officio of All Committees

*Chairperson of Committee

DELAWARE RIVER JOINT TOLL BRIDGE COMMISSION
RECAPITULATION OF COMMITTEE MEMBERSHIP

Lavery	(1)	Projects, Property and Equipment (Chairperson)
	(2)	Audit Committee
Laurenti	(1)	Personnel
	(2)	Audit Committee
	(3)	Administrative Committee (Chairperson)
Orcutt	(1)	Projects, Property and Equipment
	(2)	Professional Services
Ciesla	(1)	Finance, Insurance Management Operations
	(2)	Administrative Committee
Komjathy	(1)	Ex-Officio of all Committees
	(2)	Finance, Insurance Management Operations
	(3)	Professional Services
	(4)	Personnel (Chairperson)
Janvey	(1)	Ex-Officio of all Committees
	(2)	Finance, Insurance Management and Operations (Chairperson)
	(3)	Audit Committee
	(4)	Professional Services
Grace	(1)	Administrative Committee
	(2)	Personnel Committee (Chairperson)
Christy	(1)	Projects, Property and Equipment
	(2)	Professional Services (Chairperson)
Young	(1)	Projects, Property and Equipment
	(2)	Personnel
Shahid	(1)	Finance, Insurance Management Operations
	(2)	Audit Committee (Chairperson)
	(3)	Administrative Committee

DELAWARE RIVER JOINT TOLL BRIDGE COMMISSION

PROFESSIONAL ASSOCIATES

CONSULTING ENGINEERS

PICKERING, CORTS & SUMMERSON, INC.
Newtown, Pennsylvania

GENERAL COUNSEL

ARCHER
Philadelphia, Pennsylvania

FLORIO, PERRUCCI, STEINHARDT & CAPPELLI
Phillipsburg, New Jersey

LABOR COUNSEL

STRADLEY, RONON
Philadelphia, Pennsylvania

CHISEA, SHAHINIAN & GIANTOMASI
West Orange, New Jersey

AUDITOR

MERCADIEN, P.C.
Hamilton, New Jersey

FINANCIAL ADVISOR

ACACIA FINANCIAL GROUP
Mt. Laurel, New Jersey

COMMUNICATIONS CONSULTANT

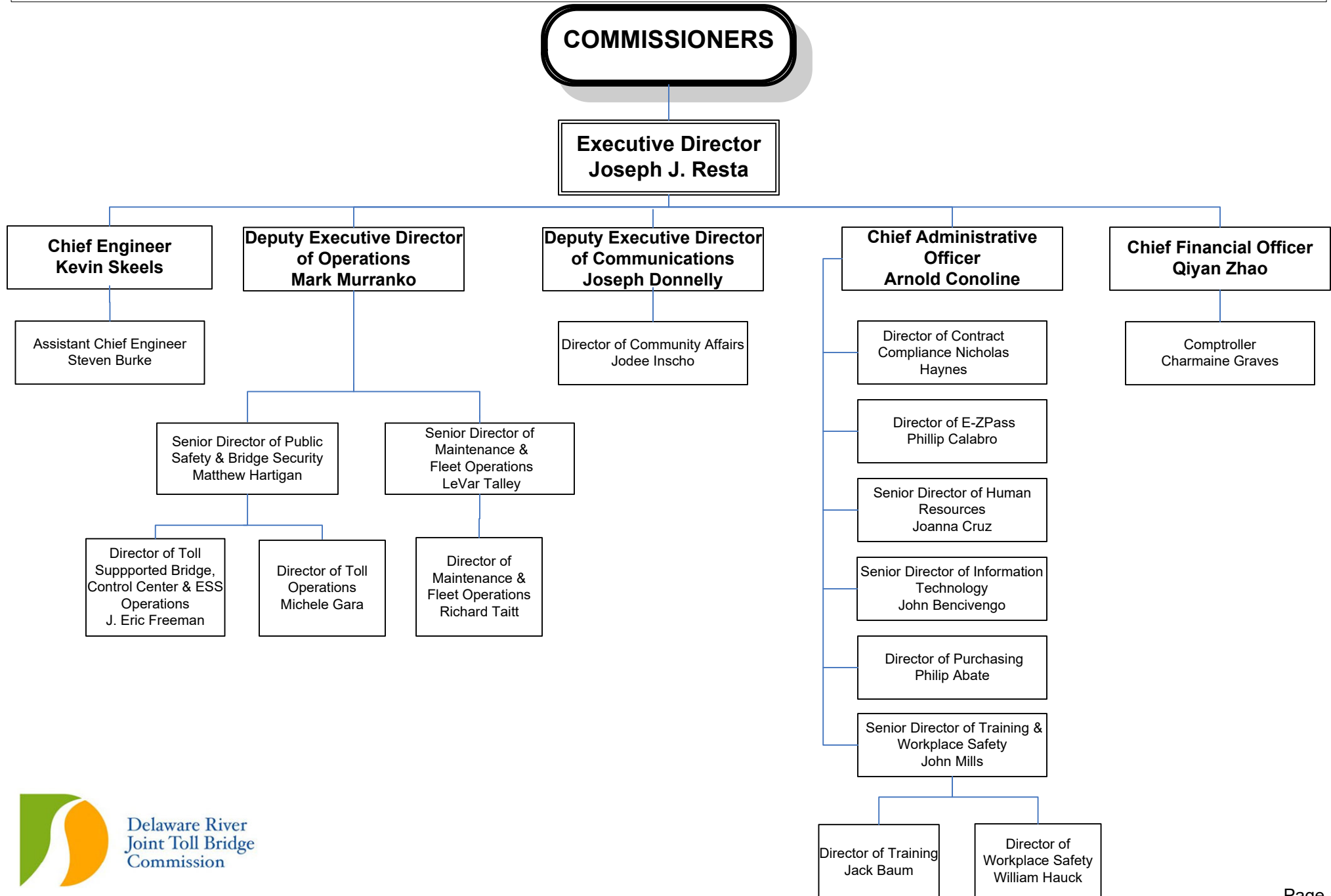
BELLEVUE COMMUNICATIONS
Philadelphia, Pennsylvania

INVESTMENT ADVISOR

STONERIDGE PMG ADVISORS, LLC
Radnor, Pennsylvania

DELAWARE RIVER JOINT TOLL BRIDGE COMMISSION

ORGANIZATION CHART



DELAWARE RIVER JOINT TOLL BRIDGE COMMISSION

Meeting of October 27, 2025

INDEX TO MINUTES

	PAGE
1. Call to Order.....	1
2. Appearances.....	1 - 2
3. Roll Call.....	2
4. Welcome Remarks of the Executive Director	2
5. Introduction of Comments from the Public.....	2
6. Executive Director's Report.....	3 - 4
7. Approval of Minutes for Commission Meeting held September 22, 2025.....	4
8. Approval of Operations Report-Month of September 2025.....	4
9. Appointment of Transaction Financial Advisor From the Financial Advisory Pool.....	5
10. Appointment of Co-Senior Managing Underwriters From the Investment Banking and Underwriting Pool.....	5 - 6
11. Appointment of Co-Managing Underwriters From the Investment Banking and Underwriter Pool.....	6
12. Appointment of Co-Bond Counsel from The Bond Attorney Pool.....	6 - 7
13. Appointment of Co-Disclosure/Underwriter's Counsel From the Bond Counsel Pool.....	7
14. Renewal of Medical Insurance Program for Active Employees and Retirees Under Age 65. January 1, 2026-December 31, 2026.....	8

DELAWARE RIVER JOINT TOLL BRIDGE COMMISSION

Meeting of October 27, 2025

15. Placement of Medicare-Eligible-Retiree Medical and Prescription Insurance. January 1, 2026-December 31, 2026.....	8 - 9
16. Renewal of Dental Insurance Program for Active Employees. January 1, 2026-December 31, 2026.....	9
17. Renewal of Dental Insurance Program for Retirees January 1, 2026- December 31, 2026.....	9 - 10
18. Professional Engineering Services Non-Destructive Bridge Pin Testing at Select Bridges, Contract C-813A, Authorization to Negotiate.....	10
19. Appointment of Ryen Beers to Maintenance Worker III, Northern Region.....	11
20. Appointment of Clinton Kohler to Maintenance Worker III, Northern Region.....	11 - 12
21. Appointment of Stephen Roderick to Toll-Supported Bridge Monitor II, Central Region.....	12
22. Appointment of Raphael Pagan to Toll-Supported Bridge Monitor II, Central Region.....	12 - 13
23. Appointment of Scott Sylvester to Toll-Supported Bridge Monitor II, Central Region.....	13
24. Appointment of David Gonzales to Toll-Supported Bridge Monitor II, Southern Region.....	13 - 14
25. Appointment of James Hendricks to Toll-Supported Bridge Monitor II, Southern Region.....	14
26. Appointment of Sean Giosso to Toll-Supported Bridge Monitor II, Southern Region.....	14 - 15
27. Appointment of George Rosado to Toll Bridge Monitor II, Northern Region.....	15
28. Appointment of David Grover to Control Center Monitor II.....	15 - 16

DELAWARE RIVER JOINT TOLL BRIDGE COMMISSION

Meeting of October 27, 2025

29. Appointment of Karl Schmiederer to Control Center Monitor II.....	16
30. Reclassify one Administrative Generalist Position to Administrative Generalist/Inventory Control Specialist and Appoint Jodi Fisk.....	17
31. Promotion of Maintenance Employees (3) Individuals.....	17 - 18
32. Approve Payment of Invoices, Chiesa, Shahinian & Giantomasi, NJ Labor Counsel.....	18
33. Approve Payment of Invoices, Archer Law, PA General Counsel.....	18 - 19
34. Approve Payment of Invoices, Stradley Ronon, PA Labor Counsel.....	19
35. Approve Payment of Invoices, Florio, Perrucci, Steinhardt and Cappelli, NJ General Counsel	19 - 20
36. Invite Any Comments from the Public.....	20 - 21
37. Scheduling of the November 24, 2025 Meeting.....	21 - 22
38. Adjournment.....	22

DELAWARE RIVER JOINT TOLL BRIDGE COMMISSION
Meeting of October 27, 2025

CALL TO ORDER

The Regular Monthly Meeting of the Delaware River Joint Toll Bridge Commission was called to order at the Scudder Falls Administration Building via Microsoft Teams and in person on Monday, October 27, 2025, at 10:33 a.m. pursuant to notice properly forwarded to each member in compliance with the by-laws. Joseph J. Resta, Executive Director presided at this meeting.

APPEARANCES:

COMMISSION MEMBERS:

Hon. Aladar Komjathy (New Jersey)
Hon. Pamela Janvey (Pennsylvania)
Hon. Yuki Moore Laurenti (New Jersey)
Hon. Lori Ciesla (New Jersey)
Hon. John Christy (Pennsylvania)
Hon. Ismail Shahid (Pennsylvania)
Hon. Michael Lavery (New Jersey)
Hon. Daniella Young (Pennsylvania)
Hon. Walter Orcutt (New Jersey)

COMMISSION MEMBERS ABSENT:

Hon. Daniel Grace (Pennsylvania)

COMMISSION COUNSEL:

Shelley Smith, Archer Law, Pennsylvania
Katy Fina, Florio, Perrucci Steinhardt & Cappelli, New Jersey
Brian O'Neill, Chiesa, Shahinian & Giantomasi, New Jersey
Jonathan Bloom, Stradley Ronon, Pennsylvania

GOVERNORS' REPRESENTATIVES:

Dorian Smith, NJ Governor's Office
Anthony Luker, PA Governor's Office

COMMISSION STAFF MEMBERS:

Joseph Resta, Executive Director
Arnold Conoline, Chief Administrative Officer
Kevin Skeels, Chief Engineer
Qiyao (Tracy) Zhao, Chief Financial Officer
Joseph Donnelly, Deputy Executive Director of Communications
Charmaine Graves, Comptroller

DELAWARE RIVER JOINT TOLL BRIDGE COMMISSION
Meeting of October 27, 2025

Charles Stracciolini, Program Manager of Technology
Mark Murranko, Deputy Executive Director of Operations
Jodee Inscho, Director of Community Affairs
Donna Tronolone, Administrative Generalist, Executive Office
Heather McConnell, Executive Administrative Generalist/Commissioner Liaison

PROFESSIONAL ASSOCIATES:

Pete Peterson, Bellevue Associates
Alex Styer, Bellevue Associates

OTHERS:

Sarah Major, Titusville, NJ.

ROLL CALL

Joseph Resta, Executive Director, in his capacity as Secretary for this Meeting called the roll, and at the conclusion thereof, reported that there was a quorum present-there being four members present from the Commonwealth of Pennsylvania and five members present from the State of New Jersey.

WELCOMING REMARKS OF THE EXECUTIVE DIRECTOR

Executive Director Resta welcomed those persons whose identities are set forth hereinabove under "Appearances".

INTRODUCE ANY COMMENTS FROM THE PUBLIC

Executive Director Resta addressed the meeting and said:

This is the point in the meeting where we invite any comments on agenda items from the public. Procedures for public comments are as follows: Speakers will be allowed one three-minute time frame to comment. There will be no repeat speakers and no yielding time to another speaker. Ms. Major, is your comment on an agenda item or like a new business item?

Sarah Major of Titusville, NJ. addressed the meeting and said:

I would say it's probably new business, under ongoing business.

Executive Director Resta addressed the meeting and said:

There is another public comment period a little later in the agenda where we will get back to you.

DELAWARE RIVER JOINT TOLL BRIDGE COMMISSION
Meeting of October 27, 2025

Sarah Major of Titusville, NJ. addressed the meeting and said:

Sounds good.

Executive Director Resta addressed the meeting and said:

Okay. Thank you.

EXECUTIVE DIRECTOR'S REPORT

Good morning, commissioners.

As you are aware, staff has been working for the past months in developing the 2026 operating and 2026 and 2027 capital budgets, the review of which will begin with Commissioners in the coming weeks.

As always, we thank our unpaid Commissioners for their time and attention during our budget review cycles. One of the building blocks of the 2026 operating budget is the medical and dental insurance programs for our active employees and retirees.

We have routinely passed resolutions for these services in advance of the budget resolution, as coverage under these policies starts January 1st and the month of December is utilized as our open enrollment period. There are several resolutions on today's agenda concerning selection from our previously qualified pool of professionals for an anticipated DRJTBC bond transaction in early 2026.

These resolutions and the discussions regarding a prospective toll adjustment round out the Commission's plan of finance for the coming years and are vital to the continued operations and capital investments for this agency.

As you may recall, during the rehabilitation of the New Hope-Lambertville Toll Supported Bridge, a structural pin was found to have deteriorated to the point that it needed to be replaced. This pin is one of over 200 pins at this location and based on professional engineering protocols, all structural pins at this location were evaluated using ultrasonic testing methods.

There is a resolution for your consideration today that engages some specialized professional engineering services to undertake ultrasonic testing at portions of our other bridges that have similar structural pin connections. In closing, we also have several hiring resolutions for your consideration today and for these and all resolutions on today's agenda, we ask for your support.

Thank you, Mr. Chairman. This concludes my comments.

DELAWARE RIVER JOINT TOLL BRIDGE COMMISSION
Meeting of October 27, 2025

Chairman Komjathy addressed the meeting and said:

Thank you, Mr. Resta. Next item on the agenda.

Executive Director Resta addressed the meeting and said:

We will move onto general items requiring Commission action, the first of which is resolution:

APPROVAL OF MINUTES FOR REGULAR COMMISSION MEETING SEPTEMBER 22, 2025

R: 5279-10-25-ADM-01-10-25

Executive Director Resta addressed the meeting and requested the adoption of a Resolution approving the Minutes of the Commission Meeting held September 22, 2025.

At the conclusion of the review, Chairman Komjathy moved and Vice Chair Janvey seconded the adoption of the following Resolution:

"RESOLVED: by the Delaware River Joint Toll Bridge Commission at its Regular Meeting assembled this 27th Day of October 2025 that the Minutes of the Regular Commission Meeting held on September 22, 2025, are hereby approved."

Executive Director Resta reported that there were five affirmative votes from New Jersey, and four affirmative votes from Pennsylvania.

Executive Director Resta then invited any further questions on the Resolution. No further questions were presented, and the Resolution was unanimously adopted.

APPROVAL OF OPERATIONS REPORT-MONTH OF SEPTEMBER 2025

R: 5280-10-25-ADM-02-10-25

Executive Director Resta addressed the meeting and asked if there were any questions on any of the reports contained in the "Operations Report".

At the conclusion of the review, Vice Chair Janvey moved and Chairman Komjathy seconded the adoption of the following Resolution:

"RESOLVED: by the Delaware River Joint Toll Bridge Commission at its Regular Meeting assembled this 27th Day of October 2025 that the Operations Report, which reflects Commission activity for the month of September 2025, is hereby approved."

Executive Director Resta reported that there were five affirmative votes from New Jersey, and four affirmative votes from Pennsylvania.

Executive Director Resta then invited any further questions on the Resolution. No further questions were presented, and the Resolution was unanimously adopted.

DELAWARE RIVER JOINT TOLL BRIDGE COMMISSION
Meeting of October 27, 2025

APPOINTMENT OF TRANSACTION FINANCIAL ADVISOR FROM THE FINANCIAL ADVISORY POOL

R: 5281-10-25-FIN-01-10-25

Executive Director Resta addressed the Meeting and asked the Commission Members, if, after their review, there were any questions.

At the conclusion of the review, Chairman Komjathy moved and Commissioner Shahid seconded the adoption of the following Resolution:

“RESOLVED: by the Delaware River Joint Toll Bridge Commission at its Regular Meeting assembled this 27th Day of October 2025, the Commission hereby selects from the Financial Advisory Pool and appoints Acacia Financial Group, Inc. to serve as Transaction Financial Advisor in relation to the potential issuance of bonds for capital projects and/or re-funding of prior obligations of the Commission.

“RESOLVED: The Commission hereby authorizes the Executive Director to negotiate the terms of this engagement with the selected firm and to take all other actions necessary and desirable to effectuate this appointment in the best interests of the Commission.”

Executive Director Resta reported that there were five affirmative votes from New Jersey, and four affirmative votes from Pennsylvania.

Executive Director Resta then invited any further questions on the Resolution. No further questions were presented, and the Resolution was unanimously adopted.

APPOINTMENT OF CO-SENIOR MANAGING UNDERWRITERS FROM THE INVESTMENT BANKING AND UNDERWRITER POOL

R:5282-10-25-FIN-02-10-25

Executive Director Resta addressed the Meeting and asked the Commission Members, if, after their review, there were any questions.

At the conclusion of the review, Commissioner Laurenti moved and Commissioner Young seconded the adoption of the following Resolution:

"RESOLVED: by the Delaware River Joint Toll Bridge Commission at its Regular Meeting assembled this 27th Day of October 2025, the Commission hereby selects from the Investment Banking and Underwriter Pool and appoints RBC Capital Markets, LLC and Wells Fargo Corporate & Investment Banking to serve as Co-Senior Managing Underwriters in connection with the potential issuance of bonds for capital projects and/or refunding of prior obligations of the Commission.

DELAWARE RIVER JOINT TOLL BRIDGE COMMISSION
Meeting of October 27, 2025

“RESOLVED: The Commission hereby authorizes the Executive Director to negotiate the terms of this engagement with the selected firm and to take all other actions necessary and desirable to effectuate this appointment in the best interests of the Commission.”

Executive Director Resta reported that there were five affirmative votes from New Jersey, and four affirmative votes from Pennsylvania.

Executive Director Resta then invited any further questions on the Resolution. No further questions were presented, and the Resolution was unanimously adopted.

APPOINTMENT OF CO-MANAGING UNDERWRITERS FROM THE INVESTMENT BANKING AND UNDERWRITER POOL

R:5283-10-25-FIN-03-10-25

Executive Director Resta addressed the Meeting and asked the Commission Members, if, after their review, there were any questions.

At the conclusion of the review, Commissioner Lavery moved and Commissioner Christy seconded the adoption of the following Resolution:

“RESOLVED: by the Delaware River Joint Toll Bridge Commission at its Regular Meeting assembled this 27th Day of October 2025, the Commission hereby selects from the Investment Banking and Underwriter Pool and appoints Ramirez & Co., Inc. and Drexel Hamilton to serve as Co-Managing Underwriters in connection with the proposed issuance of bonds for capital projects and refunding of prior obligations of the Commission.

“RESOLVED: The Commission hereby authorizes the Executive Director to negotiate the terms of this engagement and to take all other actions necessary and desirable to effectuate this appointment in the best interests of the Commission.”

Executive Director Resta reported that there were five affirmative votes from New Jersey, and four affirmative votes from Pennsylvania.

Executive Director Resta then invited any further questions on the Resolution. No further questions were presented, and the Resolution was unanimously adopted.

APPOINTMENT OF CO-BOND COUNSEL FROM THE BOND ATTORNEY POOL

R: 5284-10-25-FIN-04-10-25

Executive Director Resta addressed the Meeting and asked the Commission Members, if, after their review, there were any questions.

At the conclusion of the review, Vice Chair Janvey moved and Commissioner Orcutt seconded the adoption of the following Resolution:

DELAWARE RIVER JOINT TOLL BRIDGE COMMISSION
Meeting of October 27, 2025

“RESOLVED: by the Delaware River Joint Toll Bridge Commission at its Regular Meeting assembled this 27th Day of October 2025, the Commission hereby selects from the Bond Attorney Pool and appoints Wilentz, Goldman & Spitzer, P.A. and Ballard Spahr, LLP to serve as co-bond counsel to provide legal analysis and advice related to the potential issuance of bonds for capital projects and/or refunding of prior obligations of the Commission.

“RESOLVED: The Commission hereby authorizes the Executive Director to negotiate and execute appropriate contracts with the respective firms and to take all other actions necessary and desirable to effectuate these appointments in the best interests of the Commission.”

Executive Director Resta reported that there were five affirmative votes from New Jersey, and four affirmative votes from Pennsylvania.

Executive Director Resta then invited any further questions on the Resolution. No further questions were presented, and the Resolution was unanimously adopted.

APPOINTMENT OF CO-DISCLOSURE/ UNDERWRITER’S COUNSEL FROM THE BOND COUNSEL POOL

R: 5285-10-25-FIN-05-10-25

Executive Director Resta addressed the Meeting and asked the Commission Members, if, after their review, there were any questions.

At the conclusion of the review, Vice Chair Janvey moved and Chairman Komjathy seconded the adoption of the following Resolution:

“RESOLVED: by the Delaware River Joint Toll Bridge Commission at its Regular Meeting assembled this 27th Day of October 2025, the Commission hereby selects from the Bond Counsel Pool and appoints McManimon, Scotland & Baumann, LLC and Ahmad Zaffarese, LLP to serve as Co-Disclosure / Underwriter’s Counsel in relation to the potential issuance of bonds for capital projects and/or refunding of prior obligations of the Commission.

“RESOLVED: The Commission hereby authorizes the Executive Director to negotiate the terms of this engagement with the selected firms and to take all other actions necessary and desirable to effectuate this appointment in the best interests of the Commission.”

Executive Director Resta reported that there were five affirmative votes from New Jersey, and four affirmative votes from Pennsylvania.

Executive Director Resta then invited any further questions on the Resolution. No further questions were presented, and the Resolution was unanimously adopted.

DELAWARE RIVER JOINT TOLL BRIDGE COMMISSION
Meeting of October 27, 2025

RENEWAL OF MEDICAL INSURANCE PROGRAM FOR ACTIVE EMPLOYEES AND RETIREES UNDER AGE 65, JANUARY 1, 2026- DECEMBER 31, 2026

R: 5286-10-25-INS-01-10-25

Executive Director Resta addressed the Meeting and asked the Commission Members, if, after their review, there were any questions.

At the conclusion of the review, Chairman Komjathy moved and Commissioner Shahid seconded the adoption of the following Resolution:

“RESOLVED: by the Delaware River Joint Toll Bridge Commission at its Regular Meeting assembled this 27th Day of October 2025, The Commission authorizes renewal of the following plans with the identified provider: Medical insurance plans that cover active employees/dependents and retirees/dependents under the age of 65, specifically to provide for: Self-insured policy with medical and prescription drug claims paid as incurred, estimated for 2026 at \$14,890,451; IBC’s third-party administrator, Independence Administrators, for all claims processed by the program’s PPO segment, with a first year Administrative Fee of \$60.93 per employee, per month, for an annual total of \$297,582; and Purchase a twelve (12) month Specific and Aggregate Stop-Loss insurance policy with Sunlife. The Specific deductible to be \$175,000, with a premium in the amount of \$2,418,994. The policy will be a 12/24 contract covering medical and prescription claims incurred in 12 months and paid within 24 months of January 1, 2026. Projected cost assumes current enrollment of 153 “Singles” and 254 “Families”.

Executive Director Resta reported that there were five affirmative votes from New Jersey, and four affirmative votes from Pennsylvania.

Executive Director Resta then invited any further questions on the Resolution. No further questions were presented, and the Resolution was unanimously adopted.

PLACEMENT OF MEDICARE-ELIGIBLE-RETIREE MEDICAL AND PRESCRIPTION INSURANCE, JANUARY 1, 2026- DECEMBER 31, 2026

R: 5287-10-25-INS-02-10-25

Executive Director Resta addressed the Meeting and asked the Commission Members, if, after their review, there were any questions.

At the conclusion of the review, Commissioner Laurenti moved and Commissioner Young seconded the adoption of the following Resolution:

“RESOLVED: by the Delaware River Joint Toll Bridge Commission at its Regular Meeting assembled this 27th Day of October 2025, that the Commission authorizes the Executive Director to affect the placement of the Medicare-eligible retiree medical and prescription insurance plans administered by NEBCO/AmWins with the medical and prescription insurers Transamerica and Humana for eligible retirees and dependents who are sixty-five years and older. That coverage is to be provided at the current benefit levels on an insured premium basis at a monthly rate per

DELAWARE RIVER JOINT TOLL BRIDGE COMMISSION
Meeting of October 27, 2025

enrollee of \$586.20, reflecting overall increase of 11.1%, for the one-year period January 1, 2026, through December 31, 2026.”

Vice Chair Janvey addressed the meeting and said:

As a former Commission employee who receives retiree health benefits, I abstain from voting on this resolution and have recused myself from any deliberation on this issue.

Executive Director Resta reported that there were five affirmative votes from New Jersey, and three affirmative votes from Pennsylvania.

Executive Director Resta then invited any further questions on the Resolution. No further questions were presented, and the Resolution was adopted.

**RENEWAL OF DENTAL INSURANCE PROGRAM FOR ACTIVE EMPLOYEES,
JANUARY 1, 2026-DECEMBER 31, 2026**

R: 5288-10-25-INS-03-10-25

Executive Director Resta addressed the Meeting and asked the Commission Members, if, after their review, there were any questions.

At the conclusion of the review, Commissioner Lavery moved and Commissioner Shahid seconded the adoption of the following Resolution:

“RESOLVED: by the Delaware River Joint Toll Bridge Commission at its Regular Meeting assembled this 27th Day of October 2025, to renew Dental Insurance Program for Active Employees with Delta Dental.”

Executive Director Resta reported that there were five affirmative votes from New Jersey, and four affirmative votes from Pennsylvania.

Executive Director Resta then invited any further questions on the Resolution. No further questions were presented, and the Resolution was unanimously adopted.

**RENEWAL OF DENTAL INSURANCE PROGRAM FOR RETIREES, JANUARY 1, 2026-
DECEMBER 31, 2026**

R: 5289-10-25-INS-04-10-25

Executive Director Resta addressed the Meeting and asked the Commission Members, if, after their review, there were any questions.

At the conclusion of the review, Chairman Komjathy moved and Commissioner Christy seconded the adoption of the following Resolution:

DELAWARE RIVER JOINT TOLL BRIDGE COMMISSION
Meeting of October 27, 2025

“RESOLVED: by the Delaware River Joint Toll Bridge Commission at its Regular Meeting assembled this 27th Day of October 2025, to renew Dental Insurance Program for Retirees with Delta Dental.”

Vice Chair Janvey addressed the meeting and said:

As a former Commission employee who receives retiree health benefits, I abstain from voting on this resolution and have recused myself from any deliberation on this issue.

Executive Director Resta reported that there were five affirmative votes from New Jersey, and three affirmative votes from Pennsylvania.

Executive Director Resta then invited any further questions on the Resolution. No further questions were presented, and the Resolution was adopted.

PROFESSIONAL ENGINEERING SERVICES FOR NON-DESTRUCTIVE BRIDGE PIN TESTING AT SELECT BRIDGES, CONTRACT C-813A, AUTHORIZATION TO NEGOTIATE

R: 5290-10-25-ENG-01-10-25

Executive Director Resta addressed the Meeting and asked the Commission Members, if, after their review, there were any questions.

At the conclusion of the review, Commissioner Orcutt moved and Commissioner Shahid seconded the adoption of the following Resolution:

“RESOLVED: by the Delaware River Joint Toll Bridge Commission at its Regular Meeting assembled this 27th Day of October 2025, That the Commission authorize the Executive Director to negotiate scope and fee with the Consultant(s) whose proposal has been deemed qualified through the RFP procurement process and determined to be fair, reasonable and in the best interest of the Commission.

“RESOLVED: Identify the Operating Fund as the source of funds required for payment of any invoices.

“RESOLVED: The Executive Director is hereby authorized to approve and execute all necessary contracts on behalf of the DRJTBC.”

Executive Director Resta reported that there were five affirmative votes from New Jersey, and four affirmative votes from Pennsylvania.

Executive Director Resta then invited any further questions on the Resolution. No further questions were presented, and the Resolution was unanimously adopted.

DELAWARE RIVER JOINT TOLL BRIDGE COMMISSION
Meeting of October 27, 2025

Executive Director Resta addressed the meeting and said:

We will now move on to our personnel related resolutions. First of which is:

APPOINTMENT OF RYEN BEERS TO MAINTENANCE WORKER III, NORTHERN REGION

R: 5291-10-25-PER-01-10-25

Executive Director Resta addressed the Meeting and asked the Commission Members, if, after their review, there were any questions.

At the conclusion of the review, Commissioner Christy moved and Commissioner Orcutt seconded the adoption of the following Resolution:

“RESOLVED: by the Delaware River Joint Toll Bridge Commission at its Regular Meeting assembled this 27th Day of October 2025, that Ryen Beers be appointed to the position of Maintenance Worker III, Northern Region, in the Maintenance & Fleet Operations Division. Compensation shall be set at \$45,812, which is the starting salary for the Maintenance Worker III position in accordance with the Salary Table effective January 1, 2025. The appointment to be made pending satisfactory completion of the required personnel processing.”

Executive Director Resta reported that there were five affirmative votes from New Jersey, and four affirmative votes from Pennsylvania.

Executive Director Resta then invited any further questions on the Resolution. No further questions were presented, and the Resolution was unanimously adopted.

APPOINTMENT OF CLINTON KOHLER TO MAINTENANCE WORKER III, NORTHERN REGION

R: 5292-10-25-PER-02-10-25

Executive Director Resta addressed the Meeting and asked the Commission Members, if, after their review, there were any questions.

At the conclusion of the review, Commissioner Orcutt moved and Commissioner Christy seconded the adoption of the following Resolution:

“RESOLVED: by the Delaware River Joint Toll Bridge Commission at its Regular Meeting assembled this 27th Day of October 2025, that Clinton Kohler be appointed to the position of Maintenance Worker III, Northern Region, in the Maintenance & Fleet Operations Division. Compensation shall be set at \$45,812, which is the starting salary for the Maintenance Worker III position in accordance with the Salary Table effective January 1, 2025. The appointment to be made pending satisfactory completion of the required personnel processing.”

Executive Director Resta reported that there were five affirmative votes from New Jersey, and four affirmative votes from Pennsylvania.

DELAWARE RIVER JOINT TOLL BRIDGE COMMISSION
Meeting of October 27, 2025

Executive Director Resta then invited any further questions on the Resolution. No further questions were presented, and the Resolution was unanimously adopted.

APPOINTMENT OF STEPHEN RODERICK TO TOLL-SUPPORTED BRIDGE MONITOR II, CENTRAL REGION

R: 5293-10-25-PER-03-10-25

Executive Director Resta addressed the Meeting and asked the Commission Members, if, after their review, there were any questions.

At the conclusion of the review, Commissioner Ciesla moved and Commissioner Young seconded the adoption of the following Resolution:

“RESOLVED: by the Delaware River Joint Toll Bridge Commission at its Regular Meeting assembled this 27th Day of October 2025, that Stephen Roderick be appointed to the position of Toll-Supported Bridge Monitor II, Central Region, in the Public Safety and Bridge Security Division. Compensation shall be set at \$48,000 per annum, which is the starting salary for the Toll Supported Bridge Monitor II position in accordance with the Salary Table effective January 1, 2025. The appointment to be made pending satisfactory completion of the required personnel processing.”

Chairman Komjathy was not present in the room at the time of voting

Executive Director Resta reported that there were four affirmative votes from New Jersey, and four affirmative votes from Pennsylvania.

Executive Director Resta then invited any further questions on the Resolution. No further questions were presented, and the Resolution was unanimously adopted.

APPOINTMENT OF RAPHAEL PAGAN TO TOLL-SUPPORTED BRIDGE MONITOR II, CENTRAL REGION

R: 5294-10-25-PER-04-10-25

Executive Director Resta addressed the Meeting and asked the Commission Members, if, after their review, there were any questions.

At the conclusion of the review, Commissioner Laurenti moved and Commissioner Shahid seconded the adoption of the following Resolution:

“RESOLVED: by the Delaware River Joint Toll Bridge Commission at its Regular Meeting assembled this 27th Day of October 2025, that Raphael Pagan be appointed to the position of Toll Supported Bridge Monitor II, Central Region, in the Public Safety and Bridge Security Division. Compensation shall be set at \$48,000 per annum, which is the starting salary for the Toll Supported

DELAWARE RIVER JOINT TOLL BRIDGE COMMISSION
Meeting of October 27, 2025

Bridge Monitor II position in accordance with the Salary Table effective January 1, 2025. The appointment to be made pending satisfactory completion of the required personnel processing.”

Chairman Komjathy was not present in the room at the time of voting

Executive Director Resta reported that there were four affirmative votes from New Jersey, and four affirmative votes from Pennsylvania.

Executive Director Resta then invited any further questions on the Resolution. No further questions were presented, and the Resolution was unanimously adopted.

APPOINTMENT OF SCOTT SYLVESTER TO TOLL-SUPPORTED BRIDGE MONITOR II, CENTRAL REGION

R: 5295-10-25-PER-05-10-25

Executive Director Resta addressed the Meeting and asked the Commission Members if, after their review, there were any questions.

At the conclusion of the review, Commissioner Lavery moved and Commissioner Shahid seconded the adoption of the following Resolution:

“**RESOLVED:** by the Delaware River Joint Toll Bridge Commission at its Regular Meeting assembled this 27th Day of October 2025, that Scott Sylvester be appointed to the position of Toll-Supported Bridge Monitor II, Central Region, in the Public Safety and Bridge Security Division. Compensation shall be set at \$48,000 per annum, which is the starting salary for the Toll-Supported Bridge Monitor II position in accordance with the Salary Table effective January 1, 2025. The appointment to be made pending satisfactory completion of the required personnel processing.”

Executive Director Resta reported that there were affirmative votes from New Jersey, and four affirmative votes from Pennsylvania.

Executive Director Resta then invited any further questions on the Resolution. No further questions were presented, and the Resolution was unanimously adopted.

APPOINTMENT OF DAVID GONZALES TO TOLL-SUPPORTED BRIDGE MONITOR II, SOUTHERN REGION

R: 5296-10-25-PER-06-10-25

Executive Director Resta addressed the Meeting and asked the Commission Members, if, after their review, there were any questions.

At the conclusion of the review, Vice Chair Janvey moved and Commissioner Laurenti seconded the adoption of the following Resolution:

DELAWARE RIVER JOINT TOLL BRIDGE COMMISSION
Meeting of October 27, 2025

“RESOLVED: by the Delaware River Joint Toll Bridge Commission at its Regular Meeting assembled this 27th Day of October 2025, that David Gonzales be appointed to the position of Toll-Supported Bridge Monitor II, Southern Region, in the Public Safety and Bridge Security Division. Compensation shall be set at \$48,000 per annum, which is the starting salary for the Toll-Supported Bridge Monitor II position in accordance with the Salary Table effective January 1, 2025. The appointment to be made pending satisfactory completion of the required personnel processing.”

Executive Director Resta reported that there were five affirmative votes from New Jersey, and four affirmative votes from Pennsylvania.

Executive Director Resta then invited any further questions on the Resolution. No further questions were presented, and the Resolution was unanimously adopted.

APPOINTMENT OF JAMES HENDRICKS TO TOLL-SUPPORTED BRIDGE MONITOR II, SOUTHERN REGION

R: 5297-10-25-PER-07-10-25

Executive Director Resta addressed the Meeting and asked the Commission Members, if, after their review, there were any questions.

At the conclusion of the review, Vice Chair Janvey moved and Commissioner Orcutt seconded the adoption of the following Resolution:

“RESOLVED: by the Delaware River Joint Toll Bridge Commission at its Regular Meeting assembled this 27th Day of October 2025, that James Hendricks be appointed to the position of Toll-Supported Bridge Monitor II, Southern Region, in the Public Safety and Bridge Security Division. Compensation shall be set at \$48,000 per annum, which is the starting salary for the Toll-Supported Bridge Monitor II position in accordance with the Salary Table effective January 1, 2025. The appointment to be made pending satisfactory completion of the required personnel processing.”

Executive Director Resta reported that there were five affirmative votes from New Jersey, and four affirmative votes from Pennsylvania.

Executive Director Resta then invited any further questions on the Resolution. No further questions were presented, and the Resolution was unanimously adopted.

APPOINTMENT OF SEAN GIOSSO TO TOLL-SUPPORTED BRIDGE MONITOR II, SOUTHERN REGION

R: 5298-10-25-PER-08-10-25

Executive Director Resta addressed the Meeting and asked the Commission Members, if, after their review, there were any questions.

DELAWARE RIVER JOINT TOLL BRIDGE COMMISSION
Meeting of October 27, 2025

At the conclusion of the review, Commissioner Laurenti moved and Commissioner Shahid seconded the adoption of the following Resolution:

“RESOLVED: by the Delaware River Joint Toll Bridge Commission at its Regular Meeting assembled this 27th Day of October 2025, that Sean Giosso be appointed to the position of Toll-Supported Bridge Monitor II, Southern Region, in the Public Safety and Bridge Security Division. Compensation shall be set at \$48,000 per annum, which is the starting salary for the Toll-Supported Bridge Monitor II position in accordance with the Salary Table effective January 1, 2025. The appointment to be made pending satisfactory completion of the required personnel processing.”

Executive Director Resta reported that there were five affirmative votes from New Jersey, and four affirmative votes from Pennsylvania.

Executive Director Resta then invited any further questions on the Resolution. No further questions were presented, and the Resolution was unanimously adopted.

APPOINTMENT OF GEORGE ROSADO TO TOLL BRIDGE MONITOR II, NORTHERN REGION

R: 5299-10-25-PER-09-10-25

Executive Director Resta addressed the Meeting and asked the Commission Members, if, after their review, there were any questions.

At the conclusion of the review, Commissioner Christy moved and Commissioner Orcutt seconded the adoption of the following Resolution:

“RESOLVED: by the Delaware River Joint Toll Bridge Commission at its Regular Meeting assembled this 27th Day of October 2025, that George Rosado be appointed to the position of Toll Bridge Monitor II, Northern Region, in the Public Safety and Bridge Security Division. Compensation shall be set at \$48,000 per annum, which is the starting salary for the Toll Bridge Monitor II position in accordance with the Salary Table effective January 1, 2025. The appointment to be made pending satisfactory completion of the required personnel processing.”

Executive Director Resta reported that there were five affirmative votes from New Jersey, and four affirmative votes from Pennsylvania.

Executive Director Resta then invited any further questions on the Resolution. No further questions were presented, and the Resolution was unanimously adopted.

APPOINTMENT OF DAVID GROVER TO CONTROL CENTER MONITOR II

R: 5300-10-25-PER-10-10-25

Executive Director Resta addressed the Meeting and asked the Commission Members, if, after

DELAWARE RIVER JOINT TOLL BRIDGE COMMISSION
Meeting of October 27, 2025

their review, there were any questions.

At the conclusion of the review, Chairman Komjathy moved and Commissioner Shahid seconded the adoption of the following Resolution:

“RESOLVED: by the Delaware River Joint Toll Bridge Commission at its Regular Meeting assembled this 27th Day of October 2025, that David Grover be appointed to the position of Control Center Monitor II, in the Public Safety and Bridge Security Division. Compensation shall be set at \$51,283, which is the starting salary for the Control Center Monitor II position in accordance with the Salary Table effective January 1, 2025. The appointment to be made pending satisfactory completion of the required personnel processing.”

Executive Director Resta reported that there were five affirmative votes from New Jersey, and four affirmative votes from Pennsylvania.

Executive Director Resta then invited any further questions on the Resolution. No further questions were presented, and the Resolution was unanimously adopted.

APPOINTMENT OF KARL SCHMIEDERER TO CONTROL CENTER MONITOR II

R: 5301-10-25-PER-11-10-25

Executive Director Resta addressed the Meeting and asked the Commission Members, if, after their review, there were any questions.

At the conclusion of the review, Vice Chair Janvey moved and Commissioner Lavery seconded the adoption of the following Resolution:

“RESOLVED: by the Delaware River Joint Toll Bridge Commission at its Regular Meeting assembled this 27th Day of October 2025, that Karl Schmiederer be appointed to the position of Control Center Monitor II, in the Public Safety and Bridge Security Division. Compensation shall be set at \$51,283, which is the starting salary for the Control Center Monitor II position in accordance with the Salary Table effective January 1, 2025. The appointment to be made pending satisfactory completion of the required personnel processing.”

Executive Director Resta reported that there were five affirmative votes from New Jersey, and four affirmative votes from Pennsylvania.

Executive Director Resta then invited any further questions on the Resolution. No further questions were presented, and the Resolution was unanimously adopted.

DELAWARE RIVER JOINT TOLL BRIDGE COMMISSION
Meeting of October 27, 2025

RECLASSIFY ONE ADMINISTRATIVE GENERALIST POSITION TO ADMINISTRATIVE GENERALIST/INVENTORY CONTROL SPECIALIST AND APPOINT JODI FISK

R: 5302-10-25-PER-12-10-25

Executive Director Resta addressed the Meeting and asked the Commission Members, if, after their review, there were any questions.

At the conclusion of the review, Commissioner Lavery moved and Commissioner Shahid seconded the adoption of the following Resolution:

“RESOLVED: by the Delaware River Joint Toll Bridge Commission at its Regular Meeting assembled this 27th Day of October 2025, that the Commission authorizes the reclassification of one Administrative Generalist position to Administrative Generalist/Inventory Control Specialist position, and further authorize the appointment of Jodi Fisk to the position in the Public Safety and Bridge Security Division. Compensation shall be set at \$55,200 per annum. The appointment to be made pending satisfactory completion of the required personnel processing.”

Executive Director Resta reported that there were five affirmative votes from New Jersey, and four affirmative votes from Pennsylvania.

Executive Director Resta then invited any further questions on the Resolution. No further questions were presented, and the Resolution was unanimously adopted.

PROMOTION OF MAINTENANCE EMPLOYEES (3) INDIVIDUALS

R: 5303-10-25-PER-13-10-25

Executive Director Resta addressed the Meeting and asked the Commission Members, if, after their review, there were any questions.

At the conclusion of the review, Vice Chair Janvey moved and Commissioner Laurenti seconded the adoption of the following Resolution:

“RESOLVED: by the Delaware River Joint Toll Bridge Commission at its Regular Meeting assembled this 27th Day of October 2025, that the Commission authorizes the Executive Director to affect the promotions of the following employees, at the stated salary at the start of the first pay period after the approval of this Resolution to the classifications indicated: Hunter Storms MM Maintenance Worker II \$52,164; Eric Ritts NHL Maintenance Worker II \$52,164; Matthew Stock PC Maintenance Worker I \$60,385.”

Executive Director Resta reported that there were five affirmative votes from New Jersey, and four affirmative votes from Pennsylvania.

DELAWARE RIVER JOINT TOLL BRIDGE COMMISSION
Meeting of October 27, 2025

Executive Director Resta then invited any further questions on the Resolution. No further questions were presented, and the Resolution was unanimously adopted.

Executive Director Resta addressed the meeting and said:

As is common with past practice, we do recitation of all the ratification of legal invoice payments for the month. We will recite all four and do one voice vote for the tally.

**APPROVAL FOR PAYMENT OF INVOICES, CHIESA, SHAHINIAN & GIANTOMASI,
NJ LABOR COUNSEL**

R: 5304-10-25-ACCT-01-10-25

Executive Director Resta addressed the Meeting and asked the Commission Members, if, after their review, there were any questions.

At the conclusion of the review, Chairman Komjathy moved and Vice Chair Janvey seconded the adoption of the following Resolution:

“RESOLVED: by the Delaware River Joint Toll Bridge Commission at its Regular Meeting assembled this 27th Day of October 2025, authorizes payment of invoice #650778 in the total amount due of \$275.00 for professional services rendered by Chiesa, Shahinian & Giantomasi, New Jersey Labor Counsel.

“RESOLVED: Identifying the Operating Fund as the source of funds required for any and all disbursements.”

Executive Director Resta reported that there were five affirmative votes from New Jersey, and four affirmative votes from Pennsylvania.

Executive Director Resta then invited any further questions on the Resolution. No further questions were presented, and the Resolution was unanimously adopted.

APPROVE PAYMENT OF INVOICES, ARCHER LAW, PA GENERAL COUNSEL

R: 5305-10-25-ACCT-02-10-25

Executive Director Resta addressed the Meeting and asked the Commission Members, if, after their review, there were any questions.

At the conclusion of the review, Chairman Komjathy moved and Vice Chair Janvey seconded the adoption of the following Resolution:

“RESOLVED: By the Delaware River Joint Toll Bridge Commission at its Regular Meeting assembled this 27th Day of October 2025, authorizes payment of invoices #4369145, #4369144, #4369143, #436142, #4369141, and #4369140 in the total amount of \$7,325.00 for Professional Services Rendered by Archer Law; and

DELAWARE RIVER JOINT TOLL BRIDGE COMMISSION
Meeting of October 27, 2025

“RESOLVED: Identifying the Operating Fund as the source of funds required for any and all disbursements.”

Executive Director Resta reported that there were five affirmative votes from New Jersey, and four affirmative votes from Pennsylvania.

Executive Director Resta then invited any further questions on the Resolution. No further questions were presented, and the Resolution was unanimously adopted.

APPROVE PAYMENT OF INVOICES, STRADLEY RONON, PA LABOR COUNSEL

R: 5306-10-25-ACCT-03-10-25

Executive Director Resta addressed the Meeting and asked the Commission Members, if, after their review, there were any questions.

At the conclusion of the review, Chairman Komjathy moved and Vice Chair Janvey seconded the adoption of the following Resolution:

“RESOLVED: By the Delaware River Joint Toll Bridge Commission at its Regular Meeting assembled this 27th Day of October 2025, authorizes payment of invoices #25092657, # 25092651, and #25092650 in the total amount of \$2,925.00 for Professional Services Rendered by Stradley Ronon, PA Labor Counsel ; and

“RESOLVED: Identifying the Operating Fund as the source of funds required for any and all disbursements.”

Executive Director Resta reported that there were five affirmative votes from New Jersey, and four affirmative votes from Pennsylvania.

Executive Director Resta then invited any further questions on the Resolution. No further questions were presented, and the Resolution was unanimously adopted.

APPROVE PAYMENT OF INVOICES, FLORIO, PERRUCCI, STEINHARDT AND CAPPELLI, NJ GENERAL COUNSEL

R: 5307-10-25-ACCT-04-10-25

Executive Director Resta addressed the Meeting and asked the Commission Members, if, after their review, there were any questions.

At the conclusion of the review, Chairman Komjathy moved and Vice Chair Janvey seconded the adoption of the following Resolution:

“RESOLVED: By the Delaware River Joint Toll Bridge Commission at its Regular Meeting assembled this 27th Day of October 2025, authorizes payment of invoices #652855, #652856, #652857, and #653497 in the total amount due of \$4,045.63 for Capital and Non-Capital

DELAWARE RIVER JOINT TOLL BRIDGE COMMISSION
Meeting of October 27, 2025

Professional Services Rendered by Florio, Perrucci, Steinhardt and Cappelli, NJ Legal Counsel;
and

“RESOLVED: Identifying the Operating Fund as the source of funds required for any and all disbursements.”

Executive Director Resta reported that there were five affirmative votes from New Jersey, and four affirmative votes from Pennsylvania.

Executive Director Resta then invited any further questions on the Resolution. No further questions were presented, and the Resolution was unanimously adopted.

INVITE ANY COMMENTS FROM THE PUBLIC

Executive Director Resta addressed the meeting and said:

This is the portion of the meeting where we invite any further new business comments from the public. Ms. Major?

Sarah Major of Titusville, NJ addressed the meeting and said:

Good morning. I am a long-term resident of the Village of Titusville. And for those of you that aren't familiar, Titusville is on the New Jersey side of the river, and it's located adjacent to the lower part of Washington Crossing State Park and is in between the canal and the river. Ever since the toll was added to the Scudder Fall Bridge, we have seen a huge increase of oversized and overweight vehicles that attempt to get over the Washington Crossing Bridge to avoid the toll and then come down through the lower part of Washington Crossing Park and have no other way to get back out onto Route 29 but to go through our neighborhoods, specifically my street, which is Grand Street, often knocking down stop signs, running over the corner of people's lots. They really have no business to be there in the first place. Part of the problem that we see is that the toll monitor booth is so close to the river that trucks that are entering don't get seen or stopped and actually get through that intersection. I know that the bridge monitors have been told not to wave people down through Washington Crossing Park, but sometimes these drivers just go through anyway. So, one of the items that we think would help would be to have some type of monitor who is up closer to the intersection of 29 and Route 546 that can keep oversized vehicles from even trying to get through that intersection. We are also concerned with the proposed rate increase of the Scudder Falls Bridge that this will push more traffic to try and get over our little bridge. We also understand that the Commission is looking into possibly rehabilitating the Washington Crossing Bridge and what would happen there. And one of the suggestions that my neighborhood really likes is keeping that bridge to just be pedestrians and bikes and connecting the PA park and the New Jersey park and pushing all that traffic down to the toll on the Scudder Falls Bridge, which I understand is not collecting as many tolls as you had in the past. I thought from the last meeting I attended on-line that the numbers were down in toll collections ever since COVID.

Executive Director Resta addressed the meeting and said:

Yeah. They have recovered since COVID.

DELAWARE RIVER JOINT TOLL BRIDGE COMMISSION
Meeting of October 27, 2025

Sarah Major of Titusville, NJ addressed the meeting and said:

But this would be one way to push people down to a toll bridge.

Executive Director Resta addressed the meeting and said:

Okay.

Sarah Major of Titusville, NJ addressed the meeting and said:

And the other thing is, we would like to know if there is a representative on the Commission that we can contact when we have concerns about the amount of traffic that's coming through our neighborhood now?

Executive Director Resta addressed the meeting and said:

You can contact me.

Sarah Major of Titusville, NJ addressed the meeting and said:

Okay. So maybe I can get your e-mail.

Executive Director Resta addressed the meeting and said:

Sure.

Sarah Major of Titusville, NJ addressed the meeting and said:

Thank you.

Executive Director Resta addressed the meeting and said:

I can write it down for you after the meeting.

Executive Director Resta addressed the meeting and said:

Thank you for your comments. Folks that are on Teams, there is a JF? Do you wish to make public comment? Is there anyone else on the Teams meeting that wishes to make public comment? Okay. Thank you.

SCHEDULING OF THE NOVEMBER 24, 2025 MEETING

Executive Director Resta addressed the Meeting and stated that the Commission's next meeting is scheduled to be held Monday, November 24, 2025.

This meeting will be called to Order at 10:30 a.m. at the Scudder Falls Administration Building, 1199 Woodside Road, Yardley, PA 19067.


DELAWARE RIVER JOINT TOLL BRIDGE COMMISSION
Meeting of October 27, 2025

Executive Director Resta assured the Commission Members that an "Official Notice of Meeting" would be forwarded to each and every Member of the Commission.


ADJOURNMENT

Commissioner Lavery then moved that the Meeting be adjourned, and Commissioner Orcutt seconded. The voice vote was unanimously affirmative, and the Meeting was adjourned at 11:03 a.m., Monday, October 27, 2025.

Prepared and submitted by:


HEATHER L. MCCONNELL
Executive Administrative Generalist/
Commissioner Liaison

Attested by:


ARNOLD J. CONOLINE
Assistant Secretary/Treasurer

Approved by:


JOSEPH J. RESTA
Executive Director

DELAWARE RIVER JOINT TOLL BRIDGE COMMISSION

Meeting of October 27, 2025

FINANCE

The following Pages reflect the reports on those items assigned to the Finance Department. Each item is reported separately and page numbered accordingly.

DELAWARE RIVER JOINT TOLL BRIDGE COMMISSION

Meeting of October 27, 2025

SUBJECT	DESCRIPTION	PAGE NUMBER
Accounting	Status of Cash Balances at September 30, 2025	1
Accounting	Status of Bond Retirement at September 30, 2025	2
Accounting	Status of Investments at September 30, 2025	3–6
Accounting	Status of Toll Traffic and Revenue & Toll Supported Traffic Month of September 2025 Compared with Month of September 2024	7-22
Accounting	Statistical Summary of Expenditures on Toll Bridges and Toll Supported Bridges Accounts for the Period September 1, 2025, through September 30, 2025	23-31
Accounting	Statement of Revenue and Expenses: Nine Month Period ending September 30, 2025	32

DELAWARE RIVER JOINT TOLL BRIDGE COMMISSION

Meeting of October 27, 2025

There follows Cash Balances of the Commission at September 30, 2025 for the information and review of the Members:

COMMISSION CASH DEPOSITS

Wells Fargo Bank, N. A.

Revenue Fund	5,620,301
Payroll Fund	1,186,744
Insurance Clearing Account	750,000
TOTAL	\$ 7,557,045

CASH DEPOSIT GUARANTEES

Wells Fargo Bank	PA ACT 72	FULL BALANCE
-------------------------	------------------	---------------------

DELAWARE RIVER JOINT TOLL BRIDGE COMMISSION

Meeting of October 27, 2025

STATUS OF BRIDGE REVENUE BONDS AT September 30, 2025

	SERIES 2015			SERIES 2017			SERIES 2019A			SERIES 2019B			Total	
Maturity	Yield	Principal Amount	Maturities & Calls	Yield	Principal Amount	Maturities & Calls	Yield	Principal Amount	Maturities & Calls	Yield	Principal Amount	Maturities & Calls	Average Yield	Remaining Outstanding
7/1/2019	0	2,410,000	2,410,000											
7/1/2020	1.62%	2,540,000	2,540,000	1.00%	945,000	945,000	1.17%	505,000	505,000	1.17%	6,015,000	6,015,000		-
7/1/2021	1.86%	2,540,000	2,540,000	1.00%	875,000	875,000	1.20%	435,000	435,000	1.20%	5,945,000	5,945,000		-
7/1/2022	2.10%	2,695,000	2,695,000	1.81%	1,740,000	1,740,000	1.23%	455,000	455,000	1.23%	6,255,000	6,255,000		-
7/1/2023	2.34%	2,795,000	2,795,000	2.03%	1,865,000	1,865,000	1.25%	480,000	480,000	1.25%	6,565,000	6,565,000		-
7/1/2024	2.43%	2,935,000	2,935,000	2.31%	1,970,000	1,970,000	1.31%	8,015,000	8,015,000	1.31%	6,830,000	6,830,000		-
7/1/2025	2.55%	3,015,000	3,015,000	2.52%	1,070,000	1,070,000	1.40%	8,170,000	8,170,000	1.40%	7,195,000	7,195,000		-
7/1/2026	2.73%	3,180,000					1.49%	8,585,000		1.49%	7,515,000		1.69%	19,280,000
7/1/2027	3.10%	4,540,000		2.80%	20,000		1.59%	5,800,000		1.59%	7,880,000		1.97%	18,240,000
7/1/2028	3.28%	3,380,000		2.95%	35,000		1.69%	9,410,000		1.69%	8,300,000		1.95%	21,125,000
7/1/2029	3.04%	3,480,000	3,480,000	3.08%	8,380,000		1.77%	3,725,000		1.77%	8,670,000		2.30%	20,775,000
7/1/2030	3.10%	3,670,000	3,670,000	3.19%	8,845,000		1.85%	3,930,000		1.85%	9,045,000		2.39%	21,820,000
7/1/2031	3.14%	3,785,000	3,785,000	3.27%	10,765,000		1.91%	4,055,000		1.91%	9,520,000		2.51%	24,340,000
7/1/2032	3.55%	545,000		3.35%	14,735,000		1.97%	725,000		1.97%	9,995,000		2.79%	26,000,000
7/1/2033	3.56%	10,595,000		3.41%	15,715,000		2.09%	760,000					3.43%	27,070,000
7/1/2034	3.60%	11,020,000		3.47%	16,500,000		2.16%	800,000					3.48%	28,320,000
7/1/2035	3.64%	11,460,000		3.52%	17,325,000		2.21%	835,000					3.53%	29,620,000
7/1/2036	3.73%	11,920,000		3.56%	18,190,000		2.25%	880,000					3.59%	30,990,000
7/1/2037		N/A		3.59%	22,015,000		2.29%	925,000					3.54%	22,940,000
7/1/2038		N/A		3.64%	23,115,000		2.32%	970,000					3.59%	24,085,000
7/1/2039		N/A		3.64%	24,270,000		2.35%	1,020,000					3.59%	25,290,000
7/1/2040		N/A		3.64%	25,485,000		2.50%	1,070,000					3.59%	26,555,000
7/1/2041		N/A		3.64%	26,760,000		2.50%	1,125,000					3.59%	27,885,000
7/1/2042		N/A		3.64%	28,100,000		2.50%	1,180,000					3.59%	29,280,000
7/1/2043		N/A		3.69%	15,930,000		2.50%	1,240,000					3.60%	17,170,000
7/1/2043		N/A		4.04%	13,575,000								4.04%	13,575,000
7/1/2044		N/A		3.69%	16,590,000		2.50%	1,300,000					3.60%	17,890,000
7/1/2044		N/A		4.04%	14,255,000								4.04%	14,255,000
7/1/2045		N/A		3.69%	17,275,000		3.04%	1,365,000					3.64%	18,640,000
7/1/2045		N/A		4.04%	14,965,000								4.04%	14,965,000
7/1/2046		N/A		3.69%	17,990,000		3.04%	1,405,000					3.64%	19,395,000
7/1/2046		N/A		4.04%	15,715,000								4.04%	15,715,000
7/1/2047		N/A		3.69%	18,745,000		3.04%	1,450,000					3.64%	20,195,000
7/1/2047		N/A		4.04%	16,490,000								4.04%	16,490,000
7/1/2048							3.04%	1,490,000					3.04%	1,490,000
7/1/2049							3.04%	1,535,000					3.04%	1,535,000
		\$ 86,505,000	\$ 29,865,000		\$ 430,250,000	\$ 8,465,000		\$ 73,640,000	\$ 18,060,000		\$ 99,730,000	\$ 38,805,000	\$	594,930,000



Delaware River Joint TBC
Purchases Report
Sorted by Fund - Maturity Date
September 1, 2025 - September 30, 2025

CUSIP	Investment #	Fund	Sec. Type	Issuer	Original Par Value	Purchase Date	Payment Periods	Principal Purchased	Accrued Interest at Purchase	Rate at Purchase	Maturity Date	YTM	Ending Book Value
General Reserve Fund													
649902S53	11192	01GRF	FAC	NYSHGR	4,000,000.00	09/12/2025	02/15 - 08/15	4,175,240.00	16,656.00	5.552	02/15/2029	4.249	4,172,539.63
57604TAC0	11194	01GRF	MC9	MASSAC	3,850,000.00	09/17/2025	12/01 - 06/01	3,997,108.50	63,833.64	5.631	06/01/2030	4.155	3,995,892.73
3130B7LE2	11189	01GRF	FAC	FHLB	5,000,000.00	09/09/2025	03/09 - 09/09	5,000,000.00		4.000	09/09/2030	4.000	5,000,000.00
3136GARY7	11193	01GRF	FAC	FNMA	5,000,000.00	09/12/2025	03/10 - 09/10	5,000,000.00	1,041.67	3.750	09/10/2030	3.750	5,000,000.00
Subtotal					17,850,000.00			18,172,348.50	81,531.31				18,168,432.36
Total Purchases					17,850,000.00			18,172,348.50	81,531.31				18,168,432.36



Delaware River Joint TBC
Investment Classification
Sorted by Fund - Maturity Date
September 30, 2025

DRJTBC

CUSIP	Investment #	Fund	Issuer	Investment Class	Par Value	YTM	Maturity Date	Market Price	Market Date	Market Value	Book Value	Reported Value
Debt Service Fund												
38145C752	10113	01DSF	Goldman Sachs Ila Fed Port	Amort	82.30	3.180		100.000	09/30/2025	82.30	82.30	82.30
Subtotal					82.30	3.180				82.30	82.30	82.30
General Reserve Fund												
38145C752	10115	01GRF	Goldman Sachs Ila Fed Port	Amort	0.00			100.000	09/30/2025	0.00	0.00	0.00
PAINVEST	10050	01GRF	PA Invest	Amort	0.00			100.000	09/30/2025	0.00	0.00	0.00
PAINVEST	10462	01GRF	PA Invest	Amort	55,383,232.20	4.203		100.000	09/30/2025	55,383,232.20	55,383,232.20	55,383,232.20
91282CJL6	11059	01GRF	U.S. Treasury	Fair	3,000,000.00	4.717	11/30/2025	100.109	09/30/2025	3,003,281.25	3,000,742.19	3,003,281.25
49474E3Z4	10991	01GRF	King County Washington	Fair	560,000.00	4.364	12/01/2025	100.151	09/30/2025	560,850.92	560,923.92	560,850.92
05254JAA8	11004	01GRF	Aust & NZ Banking Group	Fair	3,000,000.00	4.777	12/08/2025	100.124	09/30/2025	3,003,747.00	3,001,592.16	3,003,747.00
592179KD6	11121	01GRF	METLIFE	Fair	2,000,000.00	5.135	01/06/2026	100.220	09/30/2025	2,004,418.00	1,999,301.37	2,004,418.00
592179KD6	11139	01GRF	METLIFE	Fair	2,000,000.00	4.486	01/06/2026	100.220	09/30/2025	2,004,418.00	2,002,579.39	2,004,418.00
742718BH1	11150	01GRF	Procter & Gamble CO	Fair	2,093,000.00	3.897	01/15/2026	100.600	09/30/2025	2,105,562.19	2,107,878.96	2,105,562.19
64966MYL7	10944	01GRF	City of New York	Fair	3,000,000.00	2.642	04/01/2026	99.629	09/30/2025	2,988,899.90	3,009,039.78	2,988,899.90
57629W6F2	11116	01GRF	Mass Mutual Global	Fair	2,250,000.00	5.350	04/10/2026	100.106	09/30/2025	2,252,400.75	2,240,575.22	2,252,400.75
57629W6F2	11120	01GRF	Mass Mutual Global	Fair	2,000,000.00	5.151	04/10/2026	100.106	09/30/2025	2,002,134.00	1,993,524.79	2,002,134.00
58989V2F0	11129	01GRF	Met Tower Global Fund	Fair	2,000,000.00	4.853	06/20/2026	100.791	09/30/2025	2,015,828.00	2,007,395.72	2,015,828.00
54438CYL0	10955	01GRF	Los Angeles CA Community Colle	Fair	1,480,000.00	3.339	08/01/2026	98.069	09/30/2025	1,451,429.70	1,457,606.08	1,451,429.70
826200AD9	11141	01GRF	SIEMENS	Fair	2,500,000.00	4.364	08/17/2026	101.679	09/30/2025	2,541,992.50	2,536,609.22	2,541,992.50
91282CHY0	11041	01GRF	U.S. Treasury	Fair	1,000,000.00	4.911	09/15/2026	100.832	09/30/2025	1,008,320.31	997,466.92	1,008,320.31
06375M3Z6	11034	01GRF	Bank of Montreal	Fair	3,000,000.00	5.583	09/21/2026	99.664	09/30/2025	2,989,941.00	3,000,000.00	2,989,941.00
882724WT0	10915	01GRF	Texas Public Finance Authority	Fair	7,500,000.00	1.289	10/01/2026	101.250	09/30/2025	7,593,781.88	7,768,336.57	7,593,781.88
059189N55	11185	01GRF	City of Baltimore	Fair	910,000.00	4.024	10/15/2026	102.368	09/30/2025	931,556.87	927,723.07	931,556.87
771196CE0	11128	01GRF	ROCHE HLDGS INC	Fair	3,500,000.00	4.842	11/13/2026	101.429	09/30/2025	3,550,039.50	3,515,338.47	3,550,039.50
5253JAZ4	11142	01GRF	Aust & NZ Banking Group	Fair	3,000,000.00	4.255	01/18/2027	100.950	09/30/2025	3,028,500.00	3,018,033.63	3,028,500.00
64953BBM9	11127	01GRF	New York Life Global	Fair	2,000,000.00	4.837	04/02/2027	101.441	09/30/2025	2,028,838.00	2,001,673.08	2,028,838.00
29446MAE2	11097	01GRF	EQUINOR ASA	Fair	1,000,000.00	4.833	04/06/2027	98.657	09/30/2025	986,573.00	974,492.05	986,573.00
57629W4S6	11126	01GRF	Mass Mutual Global	Fair	3,000,000.00	4.867	04/09/2027	101.517	09/30/2025	3,045,516.00	3,009,714.55	3,045,516.00
64971MT44	11176	01GRF	NYC Transitional Fin Authority	Fair	2,000,000.00	4.310	05/01/2027	101.973	09/30/2025	2,039,464.71	2,028,421.92	2,039,464.71
74172WAJ5	11188	01GRF	Prince George County Rev Autho	Fair	560,000.00	3.976	05/01/2027	100.033	09/30/2025	560,188.66	557,290.21	560,188.66
166764BX7	11073	01GRF	Chevron Corp	Fair	3,000,000.00	4.379	05/11/2027	97.073	09/30/2025	2,912,217.00	2,893,709.01	2,912,217.00
90327QD97	11124	01GRF	USAA CAP CORP	Fair	5,000,000.00	5.048	06/01/2027	102.053	09/30/2025	5,102,655.00	5,015,350.80	5,102,655.00

Data Updated: ~REPORT~: 10/02/2025 14:59

Run Date: 10/02/2025 - 15:00

Portfolio DRJ
AP
IC (PRF_IC) 7.1.1
Report Ver. 7.3.2

Delaware River Joint TBC
Investment Classification
September 30, 2025

CUSIP	Investment #	Fund	Issuer	Investment Class	Par Value	YTM	Maturity Date	Market Price	Market Date	Market Value	Book Value	Reported Value
General Reserve Fund												
649907XF4	11100	01GRF	New York State Dormitory Auth	Fair	1,000,000.00	5.049	07/01/2027	101.464	09/30/2025	1,014,640.15	997,757.10	1,014,640.15
3130B2WX9	11148	01GRF	Federal Home Loan Bank	Fair	3,000,000.00	3.666	10/01/2027	99.640	09/30/2025	2,989,209.00	3,000,000.00	2,989,209.00
3130B3DA8	11157	01GRF	Federal Home Loan Bank	Fair	1,470,000.00	4.393	10/15/2027	100.014	09/30/2025	1,470,208.74	1,469,493.91	1,470,208.74
3130B3JC8	11158	01GRF	Federal Home Loan Bank	Fair	1,500,000.00	4.310	10/22/2027	100.233	09/30/2025	1,503,502.50	1,500,000.00	1,503,502.50
40139LBG7	11098	01GRF	Guardian Life Global Funding	Fair	3,000,000.00	4.853	10/28/2027	103.135	09/30/2025	3,094,074.00	3,039,124.27	3,094,074.00
64966MGP8	11169	01GRF	City of New York	Fair	1,000,000.00	4.391	12/01/2027	99.197	09/30/2025	991,977.82	980,980.30	991,977.82
64952WEY5	11111	01GRF	New York Life Global	Fair	3,000,000.00	5.020	01/09/2028	101.802	09/30/2025	3,054,069.00	2,989,415.54	3,054,069.00
3130AYLF1	11094	01GRF	Federal Home Loan Bank	Fair	3,000,000.00	4.535	01/14/2028	100.138	09/30/2025	3,004,155.00	2,999,006.12	3,004,155.00
3136GA6V6	11162	01GRF	Federal National Mtg Assn	Fair	5,000,000.00	4.650	01/27/2028	100.202	09/30/2025	5,010,135.00	5,000,000.00	5,010,135.00
3130B4WZ0	11172	01GRF	Federal Home Loan Bank	Fair	5,000,000.00	4.550	02/18/2028	100.204	09/30/2025	5,010,230.00	5,000,000.00	5,010,230.00
3130B5HW1	11173	01GRF	Federal Home Loan Bank	Fair	1,610,000.00	4.280	03/13/2028	100.159	09/30/2025	1,612,567.95	1,610,000.00	1,612,567.95
3130B5LN6	11175	01GRF	Federal Home Loan Bank	Fair	4,000,000.00	4.300	03/24/2028	100.179	09/30/2025	4,007,188.00	4,000,000.00	4,007,188.00
13063DGC6	11040	01GRF	State of California	Fair	2,000,000.00	5.035	04/01/2028	99.150	09/30/2025	1,983,006.13	1,932,022.35	1,983,006.13
3134HBML2	11178	01GRF	Federal Home Loan Mtg Corp	Fair	2,000,000.00	4.248	04/24/2028	100.104	09/30/2025	2,002,080.00	2,000,000.00	2,002,080.00
637639AK1	11104	01GRF	National Securities Clearing	Fair	4,000,000.00	4.641	05/30/2028	102.432	09/30/2025	4,097,284.00	4,034,182.18	4,097,284.00
01266HFL8	11050	01GRF	Albemarle Cnty VA Economic Dev	Fair	3,000,000.00	5.260	06/01/2028	100.820	09/30/2025	3,024,623.02	3,002,711.00	3,024,623.02
686053DR7	11171	01GRF	Oregon School Board Assn	Fair	2,289,489.48	4.283	06/30/2028	101.995	09/30/2025	2,335,179.25	2,321,370.96	2,335,179.25
898365AP6	11066	01GRF	Boston College	Fair	2,550,000.00	4.705	07/01/2028	101.858	09/30/2025	2,597,400.91	2,538,324.77	2,597,400.91
3136GAGW3	11180	01GRF	Federal National Mtg Assn	Fair	4,400,000.00	4.043	08/10/2028	100.122	09/30/2025	4,405,368.00	4,402,526.56	4,405,368.00
91282CJA0	11042	01GRF	U.S. Treasury	Fair	1,000,000.00	4.806	09/30/2028	102.804	09/30/2025	1,028,046.87	995,197.70	1,028,046.87
67080LAA3	11063	01GRF	Nuveen LLC	Fair	5,000,000.00	5.034	11/01/2028	99.748	09/30/2025	4,987,435.00	4,851,011.37	4,987,435.00
91282CJN2	11060	01GRF	U.S. Treasury	Fair	2,000,000.00	4.257	11/30/2028	102.164	09/30/2025	2,043,281.24	2,006,614.29	2,043,281.24
64952WFF5	11149	01GRF	New York Life Global	Fair	1,850,000.00	4.045	01/29/2029	101.812	09/30/2025	1,883,529.40	1,886,577.50	1,883,529.40
649902S53	11192	01GRF	New York State Dormitory Auth	Fair	4,000,000.00	4.248	02/15/2029	103.601	09/30/2025	4,144,068.57	4,172,539.63	4,144,068.57
3130B0KB4	11105	01GRF	Federal Home Loan Bank	Fair	3,000,000.00	5.000	03/20/2029	100.500	09/30/2025	3,015,027.00	3,000,000.00	3,015,027.00
95662NSL3	11154	01GRF	West Virginia Housing Developm	Fair	510,000.00	4.207	05/01/2029	105.917	09/30/2025	540,178.54	539,519.30	540,178.54
3136GAK24	11183	01GRF	Federal National Mtg Assn	Fair	5,000,000.00	4.150	07/11/2029	100.078	09/30/2025	5,003,925.00	5,000,000.00	5,003,925.00
3130B2N43	11144	01GRF	Federal Home Loan Bank	Fair	4,000,000.00	4.000	09/10/2029	99.539	09/30/2025	3,981,576.00	4,000,000.00	3,981,576.00
3134HBEU1	11177	01GRF	Federal Home Loan Mtg Corp	Fair	3,083,000.00	4.119	09/19/2029	100.268	09/30/2025	3,091,284.02	3,091,894.55	3,091,284.02
95662NSM1	11155	01GRF	West Virginia Housing Developm	Fair	505,000.00	4.800	11/01/2029	106.106	09/30/2025	535,840.07	537,017.67	535,840.07
3130B6DA1	11179	01GRF	Federal Home Loan Bank	Fair	3,000,000.00	4.150	05/07/2030	100.012	09/30/2025	3,000,363.00	3,000,000.00	3,000,363.00
57604TAC0	11194	01GRF	Commonwealth of Massachusetts	Fair	3,850,000.00	4.155	06/01/2030	103.289	09/30/2025	3,976,650.65	3,995,892.73	3,976,650.65
3130B6V60	11181	01GRF	Federal Home Loan Bank	Fair	5,000,000.00	4.570	07/08/2030	100.165	09/30/2025	5,008,265.00	5,000,000.00	5,008,265.00
3130B7G57	11186	01GRF	Federal Home Loan Bank	Fair	1,700,000.00	4.198	08/12/2030	99.697	09/30/2025	1,694,862.60	1,700,000.00	1,694,862.60
3136GANV7	11187	01GRF	Federal National Mtg Assn	Fair	3,830,000.00	4.116	08/19/2030	99.898	09/30/2025	3,826,093.40	3,827,191.40	3,826,093.40
3130B7LE2	11189	01GRF	Federal Home Loan Bank	Fair	5,000,000.00	4.000	09/09/2030	99.508	09/30/2025	4,975,405.00	5,000,000.00	4,975,405.00

Delaware River Joint TBC
Investment Classification
September 30, 2025

CUSIP	Investment #	Fund	Issuer	Investment Class	Par Value	YTM	Maturity Date	Market Price	Market Date	Market Value	Book Value	Reported Value
General Reserve Fund												
3136GARY7	11193	01GRF	Federal National Mtg Assn	Fair	5,000,000.00	3.749	09/10/2030	98.929	09/30/2025	4,946,450.00	5,000,000.00	4,946,450.00
Subtotal					226,883,721.68	4.294				227,984,966.17	227,428,922.48	227,984,966.17
Operating Fund												
38145C752	10108	01OF	Goldman Sachs IIa Fed Port	Amort	374,355.08	3.180		100.000	09/30/2025	374,355.08	374,355.08	374,355.08
91282CJV4	11165	01OF	U.S. Treasury	Fair	8,645,000.00	4.272	01/31/2026	100.062	09/30/2025	8,650,403.13	8,644,335.49	8,650,403.13
Subtotal					9,019,355.08	4.227				9,024,758.21	9,018,690.57	9,024,758.21
Reserve Maintenance Fund												
38145C752	10106	01RMF	Goldman Sachs IIa Fed Port	Amort	691,119.69	3.180		100.000	09/30/2025	691,119.69	691,119.69	691,119.69
91282CJV4	11166	01RMF	U.S. Treasury	Fair	15,962,000.00	4.272	01/31/2026	100.062	09/30/2025	15,971,976.25	15,960,773.06	15,971,976.25
Subtotal					16,653,119.69	4.227				16,663,095.94	16,651,892.75	16,663,095.94
Scudder Falls Insurance Reserv												
38145C752	10506	01SFIR	Goldman Sachs IIa Fed Port	Amort	279.83	3.180		100.000	09/30/2025	279.83	279.83	279.83
912797MS3	11167	01SFIR	U.S. Treasury	Fair	1,413,000.00	4.141	10/02/2025	99.989	09/30/2025	1,412,844.57	1,412,843.39	1,412,844.57
Subtotal					1,413,279.83	4.140				1,413,124.40	1,413,123.22	1,413,124.40
Debt Service Reserve Fund Comm												
38145C752	10994	06DSRF	Goldman Sachs IIa Fed Port	Amort	1,037,426.27	3.180		100.000	09/30/2025	1,037,426.27	1,037,426.27	1,037,426.27
91282CJV4	11164	06DSRF	U.S. Treasury	Fair	47,625,000.00	4.260	01/31/2026	100.062	09/30/2025	47,654,765.63	47,623,281.92	47,654,765.63
91282CJV4	11168	06DSRF	U.S. Treasury	Fair	1,017,000.00	4.257	01/31/2026	100.062	09/30/2025	1,017,635.63	1,016,973.07	1,017,635.63
Subtotal					49,679,426.27	4.237				49,709,827.53	49,677,681.26	49,709,827.53
Total					303,648,984.85	4.278				304,795,854.55	304,190,392.58	304,795,854.55

DELAWARE RIVER JOINT TOLL BRIDGE COMMISSION
Meeting of October 27, 2025
TOLL TRAFFIC AND REVENUE STATISTICS (September 2025)

Summary: The Commission recorded a small decrease in total toll revenue for September 2025 in comparison to the September 2024 traffic and revenue statistics. Total toll traffic however reflected a slight increase for the month. [It should be noted that the Commission eliminated cash toll collections at TM, I78, EP, and DWG at 11:00 PM on January 12, 2025. In addition, it should be noted that 2024 was a leap year].

Analysis of September 2025 / September 2024 toll revenue data comparison:

- Total toll revenue decreased by **\$38,251** or **0.23** percent at the Commission's eight toll bridges for the month of September.
- Commercial-vehicle toll revenue increased \$62,230 or 0.55 percent.
- Passenger-vehicle toll revenue decreased \$100,481 or 1.75 percent.

Analysis of September 2025 / September 2024 traffic data comparison:

- Total toll traffic increased by **8,232** vehicles, or **0.21** percent for the month.
- Commercial-vehicle traffic decreased by 3,893 vehicles, or 0.66 percent.
- Passenger-vehicle toll traffic increased by 12,125 vehicles, or 0.37 percent.
- Average daily toll traffic for the Commission's toll bridges for September 2025 was 12,560 total vehicles as compared to the 129,286 total vehicles recorded in September 2024, an increase on average of 274 vehicles a day.
- Total recorded westbound traffic volume at the ten toll supported bridges for September 2025 decreased by 128,403 vehicles, or 7.0 percent as compared to September 2024. Average daily westbound traffic on the toll supported bridges was 57,141 vehicles in September 2025 as compared to 61,422 vehicles in September 2024.

Traffic analysis for September 2025:

- Total toll traffic for the eight toll bridges is reflecting a 0.93 percent decrease through the first nine months of 2025 as compared to the same nine-month period of 2024.
- Westbound traffic on the ten toll supported bridges reflects a decrease of 3.3 percent for the first nine months of 2025 when compared to 2024.

REGION REVIEW:

Southern Region

Total toll traffic at Trenton-Morrisville (TM) reflected a 2.83 percent increase for September 2025 when compared to September 2024 as the result of the increase of 23,031 cars and the decrease of 3,927 trucks. The Scudder Falls Bridge recorded a 1.36 percent increase in total toll traffic for September 2025 compared to September 2024 due to the increases of 7,992 cars and 1,308 trucks. At New Hope-Lambertville (NHL), a decrease of 3,442 cars combined with an increase of 282 trucks resulted in a decrease of 2.20 percent in total toll traffic for September 2025 as compared to September 2024.

Central Region

The I-78 Toll Bridge recorded an increase of 1.60 percent in total toll traffic for the month of September 2025 when compared to September 2024 as the result of the increase of 17,741 cars and the decrease of 3,049 trucks. At the Easton-Phillipsburg (EP) Toll Bridge, the increase of 10,659 passenger vehicles combined with the decrease of 918 trucks generated a 2.23 percent increase in total toll traffic for September 2025 as compared to September 2024.

Northern Region

Portland-Columbia (PC) recorded an 8.05 percent decrease in total toll traffic during September 2025 compared to September 2024 as the result of the decrease of 9,459 automobiles and the increase of 493 trucks. At the Delaware Water Gap (DWG) Toll Bridge, the decrease of 32,414 passenger vehicles and the increase of 2,661 trucks generated a decrease of 3.76 percent in total toll traffic for September 2025 when compared to September 2024. At Milford-Montague (MM), decreases of 1,983 passenger vehicles and 743 trucks produced a 2.26 percent decrease in total toll traffic for the month of September 2025 as compared to September 2024.

E-ZPass Penetration Rates

The table below provides a comparison of the *E-ZPass* penetration rates for the Commission's eight (8) toll bridges for the months of September 2025 and Septmeber 2024, and the year-to-date periods ending September 30, 2025 and Septmeber 30, 2024.

		<i>E-ZPass</i> PENETRATION RATES					
		SEPT. 2025	SEPT. 2024	Change in Monthly Percentage	YTD 2025	YTD 2024	Change in YTD Percentage
All Toll Bridges	Cars	86.95	84.59	2.36	86.99	84.69	2.30
	Trucks	88.05	87.92	0.13	88.46	87.99	0.47
	Total	87.12	85.10	2.02	87.21	85.19	2.02
Trenton - Morrisville	Cars	86.92	83.38	3.54	86.61	83.79	2.82
	Trucks	85.29	86.32	-1.03	86.43	86.05	0.38
	Total	86.76	83.69	3.07	86.59	84.03	2.56
Scudder Falls	Cars	91.96	91.77	0.19	91.96	91.94	0.02
	Trucks	89.73	89.76	-0.03	89.91	89.67	0.24
	Total	91.85	91.67	0.18	91.85	91.83	0.02
New Hope - Lambertville	Cars	93.63	93.20	0.43	93.58	92.87	0.71
	Trucks	91.63	89.79	1.84	90.04	89.97	0.07
	Total	93.45	92.90	0.55	93.26	92.63	0.63
I-78	Cars	84.38	80.77	3.61	84.10	80.98	3.12
	Trucks	88.70	88.65	0.05	89.25	88.83	0.42
	Total	85.67	83.18	2.49	85.63	83.34	2.29
Easton - Phillipsburg	Cars	88.07	86.19	1.88	88.45	86.21	2.24
	Trucks	87.77	85.21	2.56	87.91	85.68	2.23
	Total	88.05	86.11	1.94	88.41	86.17	2.24
Portland - Columbia	Cars	88.27	87.26	1.01	88.08	85.76	2.32
	Trucks	86.86	88.61	-1.75	87.65	87.82	-0.17
	Total	88.09	87.41	0.68	88.02	85.99	2.03
Delaware Water Gap	Cars	82.33	78.99	3.34	82.70	79.71	2.99
	Trucks	87.55	87.25	0.30	87.60	87.40	0.20
	Total	83.31	80.45	2.86	83.58	81.03	2.55
Milford - Montague	Cars	85.66	85.75	-0.09	87.53	84.80	2.73
	Trucks	86.62	87.01	-0.39	85.91	84.59	1.32
	Total	85.68	85.79	-0.11	87.46	84.80	2.66

Starting 11pm on January 12th, 2025, the Commission ceased cash toll collections at TM, I-78, EP and DWG, and completed soft AET conversions at all toll bridges.

DELAWARE RIVER JOINT TOLL BRIDGE COMMISSION
ALL TOLL BRIDGES
COMPARATIVE STATEMENT OF TOLL TRAFFIC AND REVENUE

SEPTEMBER 2025

JANUARY 1, 2024 SEPTEMBER 30, 2024 274 DAYS		JANUARY 1, 2025 SEPTEMBER 30, 2025 273 DAYS		VEHICLE CLASS	MONTH OF SEPTEMBER 2025 30 DAYS		MONTH OF SEPTEMBER 2024 30 DAYS	
NUMBER OF VEHICLES	TOTAL REVENUE	NUMBER OF VEHICLES	TOTAL REVENUE		NUMBER OF VEHICLES	TOTAL REVENUE	NUMBER OF VEHICLES	TOTAL REVENUE
29,672,526	\$ 51,694,444.15	29,343,109	\$ 50,247,960.25	Passenger	3,302,440	\$ 5,665,897.10	3,290,315	\$ 5,758,477.75
-	(274,762.75)		(412,892.50)	Discounts *	-	(30,968.50)	-	(23,068.50)
29,672,526	\$ 51,419,681.40	29,343,109	\$ 49,835,067.75	TOTAL PASSENGER	3,302,440	\$ 5,634,928.60	3,290,315	\$ 5,735,409.25
1,059,239	9,685,017.30	1,086,697	9,889,137.95	2-Axle Trucks	109,030	990,315.00	118,878	1,086,915.00
365,776	5,003,832.00	364,072	4,977,688.50	3-Axle Trucks	41,771	571,402.50	41,928	574,003.50
401,246	7,335,438.00	365,154	6,670,742.00	4-Axle Trucks	41,899	765,154.00	46,510	850,666.00
3,371,825	76,802,687.50	3,388,406	77,182,390.00	5-Axle Trucks	382,334	8,713,665.00	371,409	8,460,272.50
80,205	2,177,562.00	81,101	2,202,426.00	6-Axle Trucks	9,091	246,600.00	9,075	246,276.00
3,798	126,951.50	2,658	90,688.50	7-Axle Trucks	242	8,371.50	460	15,145.00
5,282,089	\$ 101,131,488.30	5,288,088	\$ 101,013,072.95	TOTAL TRUCKS	584,367	\$ 11,295,508.00	588,260	\$ 11,233,278.00
34,954,615	\$ 152,551,169.70	34,631,197	\$ 150,848,140.70	TOTAL TOLL VEHICLES	3,886,807	\$ 16,930,436.60	3,878,575	16,968,687.25
127,572	\$ 556,756.09	126,854	\$ 552,557.29	DAILY AVERAGE	129,560	\$ 564,347.89	129,286	\$ 565,622.91
YTD Rate Change				MTD Rate Change Traffic				
Traffic (toll)		-0.93%	Traffic (toll)		0.21%			
Autos		-1.11%	Autos		0.37%			
Trucks		0.11%	Trucks		-0.66%			
Revenue		-1.12%	Revenue		-0.23%			
Autos		-3.08%	Autos		-1.75%			
Trucks		-0.12%	Trucks		0.55%			

* "Discounts" The Commuter Discount was eliminated effective January 1st, 2024. The commuter discount reported in the January 2024 Comparatives represented the discounts issued for trips made in December 2023. "Discounts" now represents adjustments for employee and Commission vehicle non-revenue crossings.

NOTE: On January 12, 2025 at 11:00 PM the Commission eliminated Cash Toll collections at TM, I78, EP, and DWG.

NOTE: 2024 was a Leap Year

DELAWARE RIVER JOINT TOLL BRIDGE COMMISSION
TRENTON - MORRISVILLE TOLL BRIDGE
COMPARATIVE STATEMENT OF TOLL TRAFFIC AND REVENUE

SEPTEMBER 2025

JANUARY 1, 2024 SEPTEMBER 30, 2024 274 DAYS			JANUARY 1, 2025 SEPTEMBER 30, 2025 273 DAYS			MONTH OF SEPTEMBER 2025 30 DAYS			MONTH OF SEPTEMBER 2024 30 DAYS				
NUMBER OF VEHICLES		TOTAL REVENUE	NUMBER OF VEHICLES		TOTAL REVENUE	VEHICLE CLASS		NUMBER OF VEHICLES		TOTAL REVENUE	NUMBER OF VEHICLES		TOTAL REVENUE
5,501,754		\$ 9,639,834.00 (40,435.75)	5,642,148		\$ 9,680,094.50 (86,549.50)	Passenger Discounts *		627,092		\$ 1,074,606.25 (4,305.50)	604,061		\$ 1,065,666.00 (3,135.00)
5,501,754		\$ 9,599,398.25	5,642,148		\$ 9,593,545.00	TOTAL PASSENGER		627,092		\$ 1,070,300.75	604,061		\$ 1,062,531.00
207,182		1,891,717.00	206,104		1,878,560.00	2-Axle Trucks		18,247		166,646.00	22,472		205,178.00
102,133		1,397,793.00	96,168		1,316,619.00	3-Axle Trucks		11,080		151,698.00	11,505		157,678.50
89,103		1,632,306.00	70,633		1,290,620.00	4-Axle Trucks		8,206		150,060.00	10,645		194,910.00
238,895		5,462,032.50	261,795		5,988,262.50	5-Axle Trucks		28,864		661,415.00	25,664		586,127.50
6,265		171,654.00	7,488		204,279.00	6-Axle Trucks		667		18,165.00	596		16,314.00
1,590		50,858.50	142		4,620.00	7-Axle Trucks		13		434.00	122		3,871.00
645,168		\$ 10,606,361.00	642,330		\$ 10,682,960.50	TOTAL TRUCKS		67,077		\$ 1,148,418.00	71,004		\$ 1,164,079.00
6,146,922		\$ 20,205,759.25	6,284,478		\$ 20,276,505.50	TOTAL TOLL VEHICLES		694,169		\$ 2,218,718.75	675,065		\$ 2,226,610.00
22,434		\$ 73,743.65	23,020		\$ 74,272.91	DAILY AVERAGE		23,139		\$ 73,957.29	22,502		\$ 74,220.33
Rate Change													
Traffic (toll)		2.24%									Traffic (toll)		2.83%
Autos		2.55%									Autos		3.81%
Trucks		-0.44%									Trucks		-5.53%
Revenue		0.35%									Revenue		-0.35%
Autos		-0.06%									Autos		0.73%
Trucks		0.72%									Trucks		-1.35%

DELAWARE RIVER JOINT TOLL BRIDGE COMMISSION

SCUDDER FALLS TOLL BRIDGE

COMPARATIVE STATEMENT OF TOLL TRAFFIC AND REVENUE

SEPTEMBER 2025

JANUARY 1, 2024 SEPTEMBER 30, 2024 274 DAYS			JANUARY 1, 2025 SEPTEMBER 30, 2025 273 DAYS			MONTH OF SEPTEMBER 2025 30 DAYS			MONTH OF SEPTEMBER 2024 30 DAYS			
NUMBER OF VEHICLES		TOTAL REVENUE	NUMBER OF VEHICLES		TOTAL REVENUE	VEHICLE CLASS	NUMBER OF VEHICLES		TOTAL REVENUE	NUMBER OF VEHICLES		TOTAL REVENUE
5,656,989		\$ 9,195,894.15 (43,848.29)	5,751,411		\$ 9,375,225.50 (35,749.00)	Passenger Discounts *	655,614		\$ 1,069,622.60 (2,692.00)	647,622		\$ 1,057,969.25 (2,399.50)
5,656,989		\$ 9,152,045.86	5,751,411		\$ 9,339,476.50	TOTAL PASSENGER	655,614		1,066,930.60	647,622		\$ 1,055,569.75
153,472		1,394,810.30	163,201		1,483,198.95	2-Axle Trucks	16,870		153,431.00	17,269		156,920.00
28,077		381,885.00	28,271		384,696.00	3-Axle Trucks	3,143		42,796.50	2,976		40,596.00
20,524		375,084.00	23,109		422,560.00	4-Axle Trucks	2,658		48,580.00	2,304		42,136.00
102,744		2,342,560.00	109,561		2,495,197.50	5-Axle Trucks	12,491		284,547.50	11,428		260,552.50
1,778		48,444.00	1,804		49,185.00	6-Axle Trucks	299		8,142.00	179		4,884.00
184		6,333.50	157		5,389.50	7-Axle Trucks	19		613.50	16		547.50
306,779		\$ 4,549,116.80	326,103		\$ 4,840,226.95	TOTAL TRUCKS	35,480		\$ 538,110.50	34,172		\$ 505,636.00
5,963,768		\$ 13,701,162.66	6,077,514		\$ 14,179,703.45	TOTAL TOLL VEHICLES	691,094		\$ 1,605,041.10	681,794		\$ 1,561,205.75
21,766		\$ 50,004.24	22,262		\$ 51,940.31	DAILY AVERAGE	23,036		\$ 53,501.37	22,726		\$ 52,040.19
Rate Change						Rate Change						
Traffic (toll)		1.91%				Traffic (toll)				1.36%		
Autos		1.67%				Autos				1.23%		
Trucks		6.30%				Trucks				3.83%		
Revenue		3.49%				Revenue				2.81%		
Autos		2.05%				Autos				1.08%		
Trucks		6.40%				Trucks				6.42%		

DELAWARE RIVER JOINT TOLL BRIDGE COMMISSION
NEW HOPE - LAMBERTVILLE TOLL BRIDGE
COMPARATIVE STATEMENT OF TOLL TRAFFIC AND REVENUE

SEPTEMBER 2025

JANUARY 1, 2024 SEPTEMBER 30, 2024 274 DAYS		JANUARY 1, 2025 SEPTEMBER 30, 2025 273 DAYS		MONTH OF SEPTEMBER 2025 30 DAYS		MONTH OF SEPTEMBER 2024 30 DAYS		
NUMBER OF VEHICLES	TOTAL REVENUE	NUMBER OF VEHICLES	TOTAL REVENUE	VEHICLE CLASS	NUMBER OF VEHICLES	TOTAL REVENUE	NUMBER OF VEHICLES	TOTAL REVENUE
1,139,201	\$ 1,854,225.50 (24,682.08)	1,143,788	\$ 1,852,584.00 (55,473.00)	Passenger Discounts *	127,761	\$ 207,347.00 (7,112.50)	131,203	\$ 213,896.25 (2,686.00)
1,139,201	\$ 1,829,543.42	1,143,788	\$ 1,797,111.00	TOTAL PASSENGER	127,761	\$ 200,234.50	131,203	\$ 211,210.25
48,970	445,332.00	57,346	496,341.00	2-Axle Trucks	6,243	51,200.00	6,607	60,116.00
10,432	142,125.00	11,891	161,979.00	3-Axle Trucks	1,641	22,402.50	1,283	17,500.50
7,736	141,814.00	8,289	151,888.00	4-Axle Trucks	904	16,532.00	873	16,000.00
34,902	793,370.00	33,163	755,127.50	5-Axle Trucks	3,796	86,417.50	3,603	81,932.50
2,786	75,693.00	2,852	77,550.00	6-Axle Trucks	337	9,141.00	272	7,377.00
32	1,032.50	22	721.00	7-Axle Trucks			1	31.50
104,858	\$ 1,599,366.50	113,563	\$ 1,643,606.50	TOTAL TRUCKS	12,921	\$ 185,693.00	12,639	\$ 182,957.50
1,244,059	\$ 3,428,909.92	1,257,351	\$ 3,440,717.50	TOTAL TOLL VEHICLES	140,682	\$ 385,927.50	143,842	\$ 394,167.75
4,540	\$ 12,514.27	4,606	\$ 12,603.36	DAILY AVERAGE	4,689	\$ 12,864.25	4,795	\$ 13,138.93
Rate Change				Rate Change				
Traffic (toll)		1.07%		Traffic (toll)		-2.20%		
Autos		0.40%		Autos		-2.62%		
Trucks		8.30%		Trucks		2.23%		
Revenue		0.34%		Revenue		-2.09%		
Autos		-1.77%		Autos		-5.20%		
Trucks		2.77%		Trucks		1.50%		

DELAWARE RIVER JOINT TOLL BRIDGE COMMISSION

178 TOLL BRIDGE

COMPARATIVE STATEMENT OF TOLL TRAFFIC AND REVENUE

SEPTEMBER 2025

JANUARY 1, 2024 SEPTEMBER 30, 2024 274 DAYS		JANUARY 1, 2025 SEPTEMBER 30, 2025 273 DAYS		VEHICLE CLASS	MONTH OF SEPTEMBER 2025 30 DAYS		MONTH OF SEPTEMBER 2024 30 DAYS	
NUMBER OF VEHICLES	TOTAL REVENUE	NUMBER OF VEHICLES	TOTAL REVENUE		NUMBER OF VEHICLES	TOTAL REVENUE	NUMBER OF VEHICLES	TOTAL REVENUE
5,854,480	\$ 10,562,150.50	6,003,011	\$ 10,574,112.25	Passenger	654,438	\$ 1,152,921.50	636,697	\$ 1,155,564.50
	(24,316.90)		(31,030.00)	Discounts *		(3,057.00)		(696.50)
5,854,480	\$ 10,537,833.60	6,003,011	\$ 10,543,082.25	TOTAL PASSENGER	654,438	\$ 1,149,864.50	636,697	\$ 1,154,868.00
276,122	2,531,551.00	284,207	2,599,772.00	2-Axle Trucks	28,706	262,909.00	31,507	288,989.00
117,277	1,604,022.00	121,842	1,664,848.50	3-Axle Trucks	13,625	186,454.50	13,767	188,236.50
164,908	3,009,920.00	151,049	2,753,876.00	4-Axle Trucks	16,886	307,974.00	19,799	361,820.00
1,914,607	43,573,730.00	1,946,352	44,290,402.50	5-Axle Trucks	214,402	4,881,607.50	210,674	4,795,062.50
44,808	1,215,135.00	43,394	1,177,143.00	6-Axle Trucks	4,564	123,690.00	5,374	145,716.00
1,166	39,404.50	1,536	52,115.50	7-Axle Trucks	130	4,527.50	241	7,881.00
2,518,888	\$ 51,973,762.50	2,548,380	\$ 52,538,157.50	TOTAL TRUCKS	278,313	\$ 5,767,162.50	281,362	\$ 5,787,705.00
8,373,368	\$ 62,511,596.10	8,551,391	\$ 63,081,239.75	TOTAL TOLL VEHICLES	932,751	\$ 6,917,027.00	918,059	\$ 6,942,573.00
30,560	\$ 228,144.51	31,324	\$ 231,066.81	DAILY AVERAGE	31,092	\$ 230,567.57	30,602	\$ 231,419.10
Rate Change				Rate Change				
Traffic (toll)				Traffic (toll)				
Autos				Autos				
Trucks				Trucks				
Revenue				Revenue				
Autos				Autos				
Trucks				Trucks				

DELAWARE RIVER JOINT TOLL BRIDGE COMMISSION
EASTON - PHILLIPSBURG TOLL BRIDGE
COMPARATIVE STATEMENT OF TOLL TRAFFIC AND REVENUE

SEPTEMBER 2025

JANUARY 1, 2024 SEPTEMBER 30, 2024 274 DAYS		JANUARY 1, 2025 SEPTEMBER 30, 2025 273 DAYS		MONTH OF SEPTEMBER 2025 30 DAYS		MONTH OF SEPTEMBER 2024 30 DAYS		
NUMBER OF VEHICLES	TOTAL REVENUE	NUMBER OF VEHICLES	TOTAL REVENUE	VEHICLE CLASS	NUMBER OF VEHICLES	TOTAL REVENUE	NUMBER OF VEHICLES	TOTAL REVENUE
3,669,686	\$ 6,304,150.25 (33,514.76)	3,718,303	\$ 6,278,699.00 (63,739.00)	Passenger Discounts *	415,312	\$ 704,817.25 (8,598.50)	404,653	\$ 698,028.75 (2,637.00)
3,669,686	\$ 6,270,635.49	3,718,303	\$ 6,214,960.00	TOTAL PASSENGER	415,312	\$ 696,218.75	404,653	\$ 695,391.75
106,542	975,089.00	119,386	1,087,914.00	2-Axle Trucks	11,426	104,151.00	11,646	106,636.00
28,648	393,852.00	31,025	425,749.50	3-Axle Trucks	3,168	43,491.00	3,524	48,582.00
26,436	482,920.00	23,013	419,410.00	4-Axle Trucks	2,593	47,224.00	2,956	53,916.00
131,229	2,995,852.50	144,133	3,286,562.50	5-Axle Trucks	14,425	329,012.50	14,376	328,290.00
1,383	37,722.00	2,032	55,575.00	6-Axle Trucks	160	4,380.00	188	5,136.00
28	903.00	40	1,288.00	7-Axle Trucks	6	196.00	6	192.50
294,266	\$ 4,886,338.50	319,629	\$ 5,276,499.00	TOTAL TRUCKS	31,778	\$ 528,454.50	32,696	\$ 542,752.50
3,963,952	\$ 11,156,973.99	4,037,932	\$ 11,491,459.00	TOTAL TOLL VEHICLES	447,090	\$ 1,224,673.25	437,349	\$ 1,238,144.25
14,467	\$ 40,718.88	14,791	\$ 42,093.26	DAILY AVERAGE	14,903	\$ 40,822.44	14,578	\$ 41,271.48
Rate Change				Rate Change				
Traffic (toll)		1.87%		Traffic (toll)		2.23%		
Autos		1.32%		Autos		2.63%		
Trucks		8.62%		Trucks		-2.81%		
Revenue		3.00%		Revenue		-1.09%		
Autos		-0.89%		Autos		0.12%		
Trucks		7.98%		Trucks		-2.63%		

DELAWARE RIVER JOINT TOLL BRIDGE COMMISSION

PORTLAND - COLUMBIA TOLL BRIDGE

COMPARATIVE STATEMENT OF TOLL TRAFFIC AND REVENUE

SEPTEMBER 2025

JANUARY 1, 2024 SEPTEMBER 30, 2024 274 DAYS		JANUARY 1, 2025 SEPTEMBER 30, 2025 273 DAYS		VEHICLE CLASS	MONTH OF SEPTEMBER 2025 30 DAYS		MONTH OF SEPTEMBER 2024 30 DAYS	
NUMBER OF VEHICLES	TOTAL REVENUE	NUMBER OF VEHICLES	TOTAL REVENUE		NUMBER OF VEHICLES	TOTAL REVENUE	NUMBER OF VEHICLES	TOTAL REVENUE
886,590	\$ 1,537,225.75	773,079	\$ 1,317,788.00	Passenger	89,815	\$ 153,100.50	99,274	\$ 170,494.50
	(35,172.86)		(41,081.50)	Discounts *		(1,041.00)		(4,226.50)
886,590	\$ 1,502,052.89	773,079	\$ 1,276,706.50	TOTAL PASSENGER	89,815	\$ 152,059.50	99,274	\$ 166,268.00
27,461	250,255.00	25,322	230,033.00	2-Axle Trucks	2,166	19,773.00	3,306	30,042.00
10,578	144,942.00	10,603	144,952.50	3-Axle Trucks	1,433	19,636.50	1,074	14,682.00
35,681	652,644.00	35,514	652,226.00	4-Axle Trucks	4,456	81,724.00	3,674	67,196.00
36,435	828,712.50	36,149	821,395.00	5-Axle Trucks	4,569	103,877.50	4,089	93,060.00
280	7,686.00	451	12,279.00	6-Axle Trucks	38	1,035.00	27	738.00
7	224.00	11	346.50	7-Axle Trucks	2	63.00	1	31.50
110,442	\$ 1,884,463.50	108,050	\$ 1,861,232.00	TOTAL TRUCKS	12,664	\$ 226,109.00	12,171	\$ 205,749.50
997,032	\$ 3,386,516.39	881,129	\$ 3,137,938.50	TOTAL TOLL VEHICLES	102,479	\$ 378,168.50	111,445	\$ 372,017.50
3,639	\$ 12,359.55	3,228	\$ 11,494.28	DAILY AVERAGE	3,416	\$ 12,605.62	3,715	\$ 12,400.58
Rate Change				Rate Change				
Traffic (toll)				Traffic (toll)				
Autos				Autos				
Trucks				Trucks				
Revenue				Revenue				
Autos				Autos				
Trucks				Trucks				

DELAWARE RIVER JOINT TOLL BRIDGE COMMISSION
DELAWARE WATER GAP TOLL BRIDGE
COMPARATIVE STATEMENT OF TOLL TRAFFIC AND REVENUE

SEPTEMBER 2025

JANUARY 1, 2024 SEPTEMBER 30, 2024 274 DAYS		JANUARY 1, 2025 SEPTEMBER 30, 2025 273 DAYS		VEHICLE CLASS	MONTH OF SEPTEMBER 2025 30 DAYS		MONTH OF SEPTEMBER 2024 30 DAYS	
NUMBER OF VEHICLES	TOTAL REVENUE	NUMBER OF VEHICLES	TOTAL REVENUE		NUMBER OF VEHICLES	TOTAL REVENUE	NUMBER OF VEHICLES	TOTAL REVENUE
6,068,308	\$ 11,033,773.25 (39,352.25)	5,462,991	\$ 9,713,414.50 (44,798.00)	Passenger Discounts *	618,095	\$ 1,104,369.50 (1,441.50)	650,509	\$ 1,194,376.25 (2,290.50)
6,068,308	\$ 10,994,421.00	5,462,991	\$ 9,668,616.50	TOTAL PASSENGER	618,095	\$ 1,102,928.00	650,509	\$ 1,192,085.75
214,957	1,971,914.00	206,804	1,891,287.00	2-Axle Trucks	23,258	212,921.00	23,087	211,796.00
65,472	895,651.50	61,119	835,404.00	3-Axle Trucks	7,343	100,264.50	7,468	102,187.50
54,948	1,005,410.00	51,281	938,266.00	4-Axle Trucks	5,944	108,478.00	6,058	110,998.00
907,246	20,674,767.50	850,990	19,402,590.00	5-Axle Trucks	103,103	2,351,165.00	100,963	2,301,292.50
22,612	613,266.00	22,829	619,590.00	6-Axle Trucks	2,999	81,315.00	2,409	65,301.00
784	27,961.00	718	25,196.50	7-Axle Trucks	72	2,537.50	73	2,590.00
1,266,019	\$ 25,188,970.00	1,193,741	\$ 23,712,333.50	TOTAL TRUCKS	142,719	\$ 2,856,681.00	140,058	\$ 2,794,165.00
7,334,327	\$ 36,183,391.00	6,656,732	\$ 33,380,950.00	TOTAL TOLL VEHICLES	760,814	\$ 3,959,609.00	790,567	\$ 3,986,250.75
26,768	\$ 132,056.17	24,384	\$ 122,274.54	DAILY AVERAGE	25,360	\$ 131,986.97	26,352	\$ 132,875.03
Rate Change					Rate Change			
Traffic (toll)		-9.24%			Traffic (toll)		-3.76%	
Autos		-9.98%			Autos		-4.98%	
Trucks		-5.71%			Trucks		1.90%	
Revenue		-7.75%			Revenue		-0.67%	
Autos		-12.06%			Autos		-7.48%	
Trucks		-5.86%			Trucks		2.24%	

Note: Multiple sinkholes along Interstate 80 near Wharton, NJ, about 35 miles east of the Delaware Water Gap Toll Bridge, forced a full shutdown of the highway in both directions starting March 19, 2025. Repairs were fully completed and all westbound lanes reopened on June 14, 2025.

DELAWARE RIVER JOINT TOLL BRIDGE COMMISSION
MILFORD - MONTAGUE TOLL BRIDGE
COMPARATIVE STATEMENT OF TOLL TRAFFIC AND REVENUE

SEPTEMBER 2025

JANUARY 1, 2024 SEPTEMBER 30, 2024 274 DAYS			JANUARY 1, 2025 SEPTEMBER 30, 2025 273 DAYS			MONTH OF SEPTEMBER 2025 30 DAYS			MONTH OF SEPTEMBER 2024 30 DAYS			
NUMBER OF VEHICLES	TOTAL REVENUE		NUMBER OF VEHICLES	TOTAL REVENUE		VEHICLE CLASS	NUMBER OF VEHICLES	TOTAL REVENUE		NUMBER OF VEHICLES	TOTAL REVENUE	
895,518	\$	1,567,190.75 (33,439.86)	848,378	\$	1,456,042.50 (54,472.50)	Passenger Discounts *	114,313	\$	199,112.50 (2,720.50)	116,296	\$	202,482.25 (4,997.50)
895,518	\$	1,533,750.89	848,378	\$	1,401,570.00	TOTAL PASSENGER	114,313	\$	196,392.00	116,296	\$	197,484.75
24,533		224,349.00	24,327		222,032.00	2-Axle Trucks	2,114		19,284.00	2,984		27,238.00
3,159		43,561.50	3,153		43,440.00	3-Axle Trucks	338		4,659.00	331		4,540.50
1,910		35,340.00	2,266		41,896.00	4-Axle Trucks	252		4,582.00	201		3,690.00
5,767		131,662.50	6,263		142,852.50	5-Axle Trucks	684		15,622.50	612		13,955.00
293		7,962.00	251		6,825.00	6-Axle Trucks	27		732.00	30		810.00
7		234.50	32		1,011.50	7-Axle Trucks						
35,669	\$	443,109.50	36,292	\$	458,057.00	TOTAL TRUCKS	3,415	\$	44,879.50	4,158	\$	50,233.50
931,187	\$	1,976,860.39	884,670	\$	1,859,627.00	TOTAL TOLL VEHICLES	117,728	\$	241,271.50	120,454	\$	247,718.25
3,398	\$	7,214.82	3,241	\$	6,811.82	DAILY AVERAGE	3,924	\$	8,042.38	4,015	\$	8,257.28
Rate Change												
Traffic (toll)		-5.00%								Rate Change		
Autos		-5.26%								Traffic (toll)		-2.26%
Trucks		1.75%								Autos		-1.71%
Revenue		-5.93%								Trucks		-17.87%
Autos		-8.62%								Revenue		-2.60%
Trucks		3.37%								Autos		-0.55%
										Trucks		-10.66%

Dingmans Ferry Bridge was closed for annual maintenance from 9/8/25 to 9/19/25, a total of 12 days. During the closure, traffic was diverted to the Milford-Montague Toll Bridge.
The same 12-day closure occurred last year, from 9/9/24 to 9/20/24, for annual maintenance.



Delaware River Joint Toll Bridge Commission Toll Supported Bridge - Westbound Traffic Counts September 2025

Bridge	Westbound Volume					
	September 2025	September 2024	% Change	YTD 2025	YTD 2024	% Change
Lower Trenton	448,106	448,756	-0.1%	4,026,730	4,185,624	-3.8%
Calhoun Street ¹	322,755	320,185	0.8%	2,903,890	2,772,336	4.7%
Washington Crossing	136,983	131,453	4.2%	1,200,337	1,169,506	2.6%
New Hope-Lambertville ²	108,631	205,845	-47.2%	1,230,646	1,694,639	-27.4%
Centre Bridge- Stockton	97,641	83,065	17.5%	838,995	689,705	21.6%
Uhlerstown-Frenchtown ³	-	98,142	-100.0%	101,445	744,430	-86.4%
Upper Black Eddy-Milford ^{3,4}	90,838	60,211	50.9%	684,907	447,538	53.0%
Riegelsville	54,730	49,752	10.0%	465,277	444,374	4.7%
Northampton Street	375,575	371,387	1.1%	3,446,533	3,391,228	1.6%
Riverton-Belvidere	78,983	73,849	7.0%	683,850	569,690	20.0%
Total	1,714,242	1,842,645	-7.0%	15,582,610	16,109,070	-3.3%

NOTES:

1. In 2024, traffic counter was recalibrated several times to get more accurate counts. Construction by NJDOT on US Route 29 in New Jersey had lane closures into December 2024, which may have affected counts. Traffic counts will continue to be monitored monthly.

2. On February 14, 2025, eastbound traffic detour was removed and the bridge was reopened to two-way traffic. During Contract No. TS-694A NH-L TSB Rehabilitation, traffic counter was reconfigured to count WB traffic only in October 2024. Traffic counter was reconfigured for two-way traffic on Monday, March 3, 2025. 12-Hour (6AM-6PM) Eastbound detour was in place weekdays (Monday through Friday) from September 15-26, 2025, as part of TS-694A NH-L TSB Rehabilitation.

3. On February 20, 2025, westbound (PA bound) traffic detoured under Contract No. TS-642A U-F TSB Rehabilitation. Detour expected to remain in place until November 2025. Westbound traffic is detoured over the Upper Black Eddy-Milford TSB. Traffic counter was reconfigured to one-way eastbound (NJ bound) counts on Monday, March 3, 2025. Traffic counter to be relocated to a new pole as part of Contract No. TS-642A U-F TSB Rehabilitation.

4. Total traffic volume appears to be correct. However, based on the geometry on the bridge, the location of the traffic sensor, and the driving habits of motorists, we will continue to monitor the Eastbound/Westbound directional percentage split.

**Due to the narrowness of many of the toll-supported bridges, some vehicles drive over the centerline when there is no oncoming traffic, causing directional misclassification.*



Delaware River Joint Toll Bridge Commission Toll-Supported Bridge Traffic Counts September 2025

Bridge	Eastbound				Westbound				Total Volume	
	September 2025		September 2024		September 2025		September 2024		September 2025	September 2024
	Volume	% of Total	Volume	% of Total	Volume	% of Total	Volume	% of Total		
Lower Trenton	88,150	16.4%	102,245	18.56%	448,106	83.6%	448,756	81.44%	536,256	551,001
Calhoun Street ¹	225,793	41.2%	214,865	40.16%	322,755	58.8%	320,185	59.84%	548,548	535,050
Washington Crossing	66,332	32.6%	72,432	35.53%	136,983	67.4%	131,453	64.47%	203,315	203,885
New Hope-Lambertville ²	152,374	58.4%	-	0.00%	108,631	41.6%	205,845	100.00%	261,005	205,845
Centre Bridge- Stockton	64,417	39.7%	65,581	44.12%	97,641	60.3%	83,065	55.88%	162,058	148,646
Uhlerstown-Frenchtown ³	53,794	100.0%	89,137	47.60%	0	0.0%	98,142	52.40%	53,794	187,279
Upper Black Eddy-Milford ^{3,4}	60,062	39.8%	78,401	56.56%	90,838	60.2%	60,211	43.44%	150,900	138,612
Riegelsville	40,144	42.3%	39,023	43.96%	54,730	57.7%	49,752	56.04%	94,874	88,775
Northampton Street	164,727	30.5%	160,669	30.20%	375,575	69.5%	371,387	69.80%	540,302	532,056
Riverton-Belvidere	54,272	40.7%	54,239	42.35%	78,983	59.3%	73,849	57.65%	133,255	128,088
Total	970,065	36.1%	876,592	32.2%	1,714,242	63.9%	1,842,645	67.8%	2,684,307	2,719,237

NOTES:

1. In 2024, traffic counter was recalibrated several times to get more accurate counts. Construction by NJDOT on US Route 29 in New Jersey had lane closures into December 2024, which may have affected counts. Traffic counts will continue to be monitored monthly.

2. On February 14, 2025, eastbound traffic detour was removed and the bridge was reopened to two-way traffic. During Contract No. TS-694A NH-L TSB Rehabilitation, traffic counter was reconfigured to count WB traffic only in October 2024. Traffic counter was reconfigured for two-way traffic on Monday, March 3, 2025. 12-Hour (6AM-6PM) Eastbound detour was in place weekdays (Monday through Friday) from September 15-26, 2025, as part of TS-694A NH-L TSB Rehabilitation.

3. On February 20, 2025, westbound (PA bound) traffic detoured under Contract No. TS-642A U-F TSB Rehabilitation. Detour expected to remain in place until November 2025. Westbound traffic is detoured over the Upper Black Eddy-Milford TSB. Traffic counter was reconfigured to one-way eastbound (NJ bound) counts on Monday, March 3, 2025. Traffic counter to be relocated to a new pole as part of Contract No. TS-642A U-F TSB Rehabilitation.

4. Total traffic volume appears to be correct. However, based on the geometry on the bridge, the location of the traffic sensor, and the driving habits of motorists, we will continue to monitor the Eastbound/Westbound directional percentage split.

**Due to the narrowness of many of the toll-supported bridges, some vehicles drive over the centerline when there is no oncoming traffic, causing directional misclassification.*



Delaware River Joint Toll Bridge Commission Toll Supported Bridge - Two Way Traffic Counts September 2025

Bridge	Total Volume					
	September 2025	September 2024	% Change	YTD 2025	YTD 2024	% Change
Lower Trenton	536,256	551,001	-2.7%	4,803,153	4,980,051	-3.6%
Calhoun Street ¹	548,548	535,050	2.5%	4,900,204	4,572,468	7.2%
Washington Crossing	203,315	203,885	-0.3%	1,771,279	1,821,707	-2.8%
New Hope-Lambertville ²	261,005	205,845	26.8%	2,229,839	1,815,652	22.8%
Centre Bridge- Stockton	162,058	148,646	9.0%	1,398,561	1,235,187	13.2%
Uhlerstown-Frenchtown ³	53,794	187,279	-71.3%	554,779	1,224,226	-54.7%
Upper Black Eddy-Milford ^{3,4}	150,900	138,612	8.9%	1,293,160	1,012,073	27.8%
Riegelsville	94,874	88,775	6.9%	821,505	798,739	2.9%
Northampton Street	540,302	532,056	1.5%	4,929,510	4,870,211	1.2%
Riverton-Belvidere	133,255	128,088	4.0%	1,158,046	1,116,135	3.8%
Total	2,684,307	2,719,237	-1.3%	23,860,036	23,446,449	1.8%

NOTES:

1. In 2024, traffic counter was recalibrated several times to get more accurate counts. Construction by NJDOT on US Route 29 in New Jersey had lane closures into December 2024, which may have affected counts. Traffic counts will continue to be monitored monthly.

2. On February 14, 2025, eastbound traffic detour was removed and the bridge was reopened to two-way traffic. During Contract No. TS-694A NH-L TSB Rehabilitation, traffic counter was reconfigured to count WB traffic only in October 2024. Traffic counter was reconfigured for two-way traffic on Monday, March 3, 2025. 12-Hour (6AM-6PM) Eastbound detour was in place weekdays (Monday through Friday) from September 15-26, 2025, as part of TS-694A NH-L TSB Rehabilitation.

3. On February 20, 2025, westbound (PA bound) traffic detoured under Contract No. TS-642A U-F TSB Rehabilitation. Detour expected to remain in place until November 2025. Westbound traffic is detoured over the Upper Black Eddy-Milford TSB. Traffic counter was reconfigured to one-way eastbound (NJ bound) counts on Monday, March 3, 2025. Traffic counter to be relocated to a new pole as part of Contract No. TS-642A U-F TSB Rehabilitation.

4. Total traffic volume appears to be correct. However, based on the geometry on the bridge, the location of the traffic sensor, and the driving habits of motorists, we will continue to monitor the Eastbound/Westbound directional percentage split.

**Due to the narrowness of many of the toll-supported bridges, some vehicles drive over the centerline when there is no oncoming traffic, causing directional misclassification.*



Delaware River Joint Toll Bridge Commission Toll Bridge - Two Way Traffic Counts September 2025

Bridge	Total Volume (all classes)					
	September 2025	September 2024	% Change	YTD 2025	YTD 2024	% Change
Trenton-Morrisville	1,578,003	1,560,054	1.2%	14,436,341	14,591,975	-1.1%
Scudder Falls	1,468,659	1,430,572	2.7%	12,752,804	12,279,945	3.9%
New Hope-Lambertville ^{1, 1A}	265,966	427,294	-37.8%	2,909,508	3,713,565	-21.7%
Interstate 78 ²	1,982,359	1,955,262	1.4%	18,141,510	17,730,058	2.3%
Easton - Phillipsburg	1,036,316	1,021,170	1.5%	9,398,527	9,312,328	0.9%
Portland-Columbia ^{3,4}	218,433	236,476	-7.6%	1,840,899	2,114,108	-12.9%
Delaware Water Gap ^{3,4}	1,563,376	1,611,021	-3.0%	13,509,133	14,712,046	-8.2%
Milford - Montague	249,391	256,697	-2.8%	1,882,198	1,941,714	-3.1%
Total	8,362,503	8,498,546	-1.6%	74,870,920	76,395,739	-2.0%

NOTES:

1. On January 30, 2024, eastbound traffic detour set in place due to construction under Contract No. TS-694A NH-L TSB Rehabilitation. On February 17, 2025, NH-L TSB eastbound traffic detour was removed and the bridge was reopened to two-way traffic. There were no recorded lane closures under Contract No. TS-694A NH-L TSB Rehabilitation during July 2025. Construction began for Contract T-754A New Hope-Lambertville Toll Bridge All Electronic Tolling (AET) Conversion & PA Abutment Backwall Replacement on June 18, 2025.

1A. Traffic counter was removed on July 7, 2025 and will be relocated in the future under Contract No. T-754A, therefore the northbound traffic was estimated. September 2024 traffic volume was used by estimating the increased traffic from TS-694A NH-L TSB Rehabilitation project and subtracting the amount from the September 2024 NH-L TB NB traffic count. The normalized September 2024 volume was then adjusted by a growth factor for 2025. 12-Hour (6AM-6PM) Eastbound detour was in place weekdays (Monday through Friday) from September 15-26, 2025, as part of TS-694A NH-L TSB Rehabilitation.

2. Construction for Contract T-766A I-78 NJ Roadway Rehabilitation and Power & Communication Infrastructure Improvements began on April 15, 2024. Final completion was reached on July 16, 2025.

3. On December 6, 2022, a portion of Route 611 North of Portland was closed indefinitely after a rockfall occurred in Delaware Water Gap Borough. On November 9, 2024, this portion of Route 611 was re-opened to traffic in a long-term temporary configuration of one lane, alternating via traffic signals. It will remain in this configuration until a permanent solution is decided on in the future.

4. Between December 2024 and March 2025, multiple sink holes appeared along the Interstate 80 (I-80) corridor near Wharton, NJ, about 35 miles East of the DWG Toll Bridge. On March 19, 2025, Interstate 80 was shut down in both directions. On June 21, 2025 Interstate 80 was re-opened with all lanes in both directions. Effects of this were seen in monthly traffic counts at Delaware Water Gap and Portland – Columbia Toll Bridges.

DELAWARE RIVER JOINT TOLL BRIDGE COMMISSION

Meeting of October 27th, 2025

STATISTICAL SUMMARY OF EXPENDITURES

There follow reports entitled “**Budget vs Actual**” covering the month of September 2025 relative to Toll Bridges, Toll Supported Bridges and Administration Departments.

Total operating expenses plus encumbrance totaled \$6,411,596 for the month of September. For the 2025 fiscal period, total expenses plus encumbrances amounted to \$66,065,869 which represents 83.51% of 2025 year-to-date operating budget.

There were no other unusual expenses during the month.

Delaware River Joint Toll Bridge Commission
Budget vs Actual
For the Nine Months Ending September 30, 2025

TOTAL COMMISSION

	Annual Budget 2025	YTD Budget 2025	Expended For The Month	Expended Year To Date	Encumbered	Remaining Annual Budget
Regular Employee Salaries	\$27,551,941	20,065,646	\$1,994,147	\$19,502,031	\$0	\$8,049,910
Part-Time Employee Wages	579,342	459,506	14,900	202,375	0	376,967
Overtime Wages	2,912,290	2,185,781	132,172	1,365,267	0	1,547,024
Pension Contributions	10,188,616	7,454,035	636,077	6,198,165	0	3,990,451
FICA Contributions	2,458,505	1,798,643	169,216	1,677,104	0	781,401
Regular Employee Healthcare Benefits	14,780,447	11,089,382	150,410	8,850,660	0	5,929,787
Life Insurance Benefits	308,512	231,642	23,261	211,917	0	96,595
Unemployment Compensation Benefits	241,000	169,250	8,094	120,013	0	120,987
Utility Expense	1,107,239	860,920	106,016	679,366	60,008	367,865
Office Expense	393,286	308,786	20,308	167,351	20,957	204,978
Telecommunication Expense	1,688,309	1,281,132	131,241	1,076,988	17,866	593,455
Information Technology Expense	1,325,444	1,124,083	73,648	848,955	88,904	387,585
Professional Development/Meetings	827,069	674,258	42,312	241,734	158,415	426,920
Vehicle Maintenance Expense and Fuel	821,617	713,142	47,756	436,399	184,382	200,836
Operations Maintenance Expense	2,295,874	1,924,283	49,867	881,887	275,952	1,138,035
ESS Operating Maintenance Expense	1,499,400	1,124,400	144,238	607,624	186,992	704,783
Commission Expense	26,448	19,836	967	10,627	0	15,821
Toll Collection Expense	13,755	13,566	0	5,605	0	8,150
Uniform Expense	338,006	255,999	13,207	81,498	85,946	170,562
Business Insurance	6,390,459	4,624,095	491,782	4,149,446	0	2,241,014
Licenses & Inspections Expense	26,593	19,944	1,161	9,470	0	17,123
Advertising	50,958	54,344	1,600	6,352	0	44,607
Professional Services	4,242,512	3,211,484	122,702	1,041,372	3,333	3,197,807
State Police Bridge Security	8,058,398	6,043,799	635,165	5,598,961	0	2,459,437
ETC Equip/Traffic Counter Maint	1,500,000	1,126,220	94,213	925,056	2,502	572,442
General Contingency	500,000	375,000	0	0	0	500,000
ETC Operating Expense	15,879,666	11,909,749	1,441,316	10,084,390	0	5,795,276
Total	\$106,005,685	\$79,118,926	\$6,545,778	\$64,980,611	\$1,085,258	\$39,939,817

Delaware River Joint Toll Bridge Commission
Budget vs Actual
For the Nine Months Ending September 30, 2025

ADMINISTRATION*

	Annual Budget 2025	YTD Budget 2025	Expended For The Month	Expended Year To Date	Encumbered	Remaining Annual Budget
OPERATING EXPENSE						
Regular Employee Salaries	\$6,736,631	4,920,348	\$502,748	\$4,862,629	\$0	\$1,874,002
Part-Time Employee Wages	472,000	354,000	14,900	145,700	0	326,300
Overtime Wages	10,101	7,576	1,564	7,729	0	2,372
Pension Contributions	2,158,834	1,577,590	144,528	1,383,793	0	775,041
FICA Contributions	521,633	381,189	37,203	370,038	0	151,595
Regular Employee Healthcare Benefits	2,854,332	2,141,493	56,229	1,598,687	0	1,255,645
Life Insurance Benefits	72,521	54,391	5,434	51,135	0	21,387
Unemployment Compensation Benefits	241,000	169,250	8,094	120,013	0	120,987
Utility Expense	148,700	109,838	10,330	90,323	0	58,377
Office Expense	270,825	217,094	15,031	128,284	12,900	129,642
Telecommunication Expense	149,919	126,339	8,695	89,172	0	60,747
Information Technology Expense	1,306,000	1,109,500	73,648	848,955	88,904	368,141
Professional Development/Meetings	686,207	570,280	39,994	220,393	158,415	307,399
Vehicle Maintenance Expense and Fuel	59,334	49,559	3,707	40,984	1,899	16,451
Operations Maintenance Expense	196,050	154,233	3,382	71,333	19,897	104,820
Commission Expense	26,448	19,836	967	10,627	0	15,821
Uniform Expense	10,747	8,060	0	2,722	6,101	1,925
Business Insurance	519,404	220,803	24,749	(45,402)	0	564,806
Licenses & Inspections Expense	500	375	0	104	0	396
Advertising	50,958	54,344	1,600	6,352	0	44,607
Professional Services	1,557,512	1,197,734	90,085	792,087	3,333	762,091
General Contingency	500,000	375,000	0	0	0	500,000
OPERATING EXPENSE SUBTOTAL	\$18,549,659	\$13,818,832	\$1,042,890	\$10,795,657	\$291,449	\$7,462,553
ADM OPS AIIOCATION						
TES Allocation			(122,407)	(1,130,499)		
ADM OPS AIIOCATION SUBTOTAL			(\$122,407)	(\$1,130,499)		
			\$0	\$0		
TOTAL EXPENSES			\$920,483	\$9,665,158		

* Includes Executive, Human Resources, Accounting, EZPass, Purchasing, Information Technology, Community Affairs, Contract/Compliance, and Training & Employee Safety.

Delaware River Joint Toll Bridge Commission
Budget vs Actual
For the Nine Months Ending September 30, 2025

ADMINISTRATION - OPERATIONS*

	Annual Budget 2025	YTD Budget 2025	Expended For The Month	Expended Year To Date	Encumbered	Remaining Annual Budget
OPERATING EXPENSE						
Regular Employee Salaries	\$4,349,098	3,142,619	\$293,095	\$3,031,785	\$0	\$1,317,313
Overtime Wages	348,988	261,850	15,806	190,304	0	158,684
Pension Contributions	1,973,952	1,443,261	139,631	1,380,402	0	593,550
FICA Contributions	474,120	346,655	32,242	331,280	0	142,840
Regular Employee Healthcare Benefits	2,334,846	1,751,784	(112,333)	1,399,563	0	935,283
Life Insurance Benefits	61,040	45,804	4,505	41,149	0	19,891
Utility Expense	144,800	112,466	59,309	73,533	0	71,267
Office Expense	51,524	38,294	1,261	15,779	3,691	32,054
Telecommunication Expense	178,103	134,427	8,252	97,202	6,208	74,693
Professional Development/Meetings	110,451	82,445	2,318	20,849	0	89,602
Vehicle Maintenance Expense and Fuel	130,500	110,250	3,714	68,823	46,128	15,549
Operations Maintenance Expense	428,895	398,596	9,538	186,012	14,959	227,924
ESS Operating Maintenance Expense	1,499,400	1,124,400	144,238	607,624	186,992	704,783
Uniform Expense	62,630	47,366	639	9,329	18,780	34,522
Business Insurance	343,071	257,303	27,413	245,615	0	97,455
Licenses & Inspections Expense	3,015	2,261	207	1,151	0	1,864
Professional Services	2,685,000	2,013,750	32,616	249,285	0	2,435,715
OPERATING EXPENSE SUBTOTAL	\$15,179,433	\$11,313,530	\$662,451	\$7,949,684	\$276,758	\$6,952,990
ADM OPS ALLOCATION						
TES Allocation			21,299	196,710		
Toll Operation Allocation			93,403	(670,657)		
Bridge Maint Allocation			(251,600)	(2,395,869)		
PSBS Allocation			(418,004)	(3,854,993)		
ADM OPS ALLOCATION SUBTOTAL			(\$554,902)	(\$6,724,809)		
TOTAL EXPENSES			\$107,550	\$1,224,876		

* Includes Engineering, Maintenance/Toll Operation, Southern Region Maintenance Center, Public Safety and Bridge Security.

Delaware River Joint Toll Bridge Commission
Budget vs Actual
For the Nine Months Ending September 30, 2025

SOUTHERN REGION TOLL BRIDGE

	Annual Budget 2025	YTD Budget 2025	Expended For The Month	Expended Year To Date	Encumbered	Remaining Annual Budget
OPERATING EXPENSE						
Regular Employee Salaries	\$3,425,617	2,498,138	\$272,455	\$2,530,368	\$0	\$895,248
Part-Time Employee Wages	30,000	30,000	0	20,946	0	9,054
Overtime Wages	606,912	455,547	27,594	261,991	0	344,921
Pension Contributions	1,283,898	940,267	84,299	792,759	0	491,139
FICA Contributions	310,672	227,518	22,781	213,650	0	97,022
Regular Employee Healthcare Benefits	1,881,896	1,411,943	40,383	1,157,813	0	724,083
Life Insurance Benefits	37,384	28,100	3,128	26,421	0	10,963
Utility Expense	283,105	222,999	15,587	183,103	10,173	89,829
Office Expense	25,305	18,979	4,016	13,715	1,532	10,057
Telecommunication Expense	221,119	165,840	12,708	124,378	0	96,741
Information Technology Expense	8,679	6,509	0	0	0	8,679
Professional Development/Meetings	6,993	5,244	0	100	0	6,892
Vehicle Maintenance Expense and Fuel	240,958	213,035	14,327	95,519	53,196	92,243
Operations Maintenance Expense	402,511	312,001	29,931	139,048	57,240	206,222
Toll Collection Expense	4,279	4,234	0	1,662	0	2,617
Uniform Expense	91,355	70,716	9,674	27,832	28,203	35,320
Business Insurance	2,213,818	1,660,364	175,115	1,572,108	0	641,711
Licenses & Inspections Expense	5,015	3,761	128	1,911	0	3,104
State Police Bridge Security	2,485,813	1,864,360	195,949	1,727,280	0	758,533
ETC Equipment/Traffic Counter Maint	523,333	392,703	32,640	330,875	417	192,041
ETC Operating Expense	6,314,931	4,736,198	573,130	4,010,464	0	2,304,466
OPERATING EXPENSE SUBTOTAL	\$20,403,592	\$15,268,457	\$1,513,844	\$13,231,944	\$150,761	\$7,020,887
ADM OPS AIIOCATION						
TES Allocation			28,676	264,839		
Toll Operation Allocation			(34,699)	249,149		
Bridge Maint Allocation			148,464	1,287,932		
PSBS Allocation			121,049	1,119,669		
ADM OPS AIIOCATION SUBTOTAL			\$263,489	\$2,921,589		
TOTAL EXPENSES			\$1,777,333	\$16,153,533		

Delaware River Joint Toll Bridge Commission
Budget vs Actual
For the Nine Months Ending September 30, 2025

CENTRAL REGION TOLL BRIDGE

	Annual Budget 2025	YTD Budget 2025	Expended For The Month	Expended Year To Date	Encumbered	Remaining Annual Budget
OPERATING EXPENSE						
Regular Employee Salaries	\$3,374,610	2,456,826	\$241,274	\$2,350,305	\$0	\$1,024,305
Part-Time Employee Wages	30,000	30,000	0	20,553	0	9,447
Overtime Wages	331,767	249,388	16,859	185,486	0	146,281
Pension Contributions	1,179,763	864,343	74,850	733,255	0	446,508
FICA Contributions	285,660	209,282	19,619	194,274	0	91,386
Regular Employee Healthcare Benefits	1,821,254	1,366,440	38,320	1,118,602	0	702,652
Life Insurance Benefits	35,356	26,582	2,674	24,405	0	10,951
Utility Expense	260,746	202,243	12,319	175,199	40,220	45,327
Office Expense	12,178	9,330	0	4,926	1,455	5,797
Telecommunication Expense	478,370	358,778	51,827	325,343	11,658	141,369
Information Technology Expense	4,503	3,378	0	0	0	4,503
Professional Development/Meetings	9,898	6,273	0	391	0	9,506
Vehicle Maintenance Expense and Fuel	192,882	174,863	15,191	125,397	48,045	19,440
Operations Maintenance Expense	582,877	494,360	(9,666)	232,423	87,731	262,723
Toll Collection Expense	6,981	6,911	0	2,937	0	4,043
Uniform Expense	57,627	43,220	890	12,322	6,727	38,578
Business Insurance	1,254,985	941,239	100,385	901,462	0	353,523
Licenses & Inspections Expense	4,247	3,185	64	2,055	0	2,192
State Police Bridge Security	2,185,638	1,639,229	172,257	1,518,438	0	667,200
ETC Equipment/Traffic Counter Maint	442,222	331,802	27,544	270,306	278	171,638
ETC Operating Expense	5,322,980	3,992,235	483,414	3,388,824	0	1,934,155
OPERATING EXPENSE SUBTOTAL	\$17,874,541	\$13,409,906	\$1,247,821	\$11,586,903	\$196,114	\$6,091,524
ADM OPS AIIOCATION						
TES Allocation			25,039	231,254		
Toll Operation Allocation			(30,300)	217,561		
Bridge Maint Allocation			17,047	235,874		
PSBS Allocation			93,967	854,549		
ADM OPS AIIOCATION SUBTOTAL			\$105,754	\$1,539,238		
TOTAL EXPENSES			\$1,353,574	\$13,126,142		

Delaware River Joint Toll Bridge Commission
Budget vs Actual
For the Nine Months Ending September 30, 2025

NORTHERN REGION TOLL BRIDGE

	Annual Budget 2025	YTD Budget 2025	Expended For The Month	Expended Year To Date	Encumbered	Remaining Annual Budget
OPERATING EXPENSE						
Regular Employee Salaries	\$3,720,105	2,719,318	\$259,940	\$2,610,210	\$0	\$1,109,895
Part-Time Employee Wages	40,000	40,000	0	15,176	0	24,824
Overtime Wages	462,515	347,395	18,412	201,927	0	260,588
Pension Contributions	1,331,516	976,256	80,122	816,661	0	514,856
FICA Contributions	322,875	236,722	21,161	215,164	0	107,711
Regular Employee Healthcare Benefits	2,079,641	1,560,305	44,582	1,275,721	0	803,920
Life Insurance Benefits	39,425	29,665	2,847	26,263	0	13,162
Utility Expense	172,769	141,418	5,090	105,259	9,615	57,895
Office Expense	11,718	8,789	0	4,646	1,379	5,693
Telecommunication Expense	386,067	289,550	29,442	254,782	0	131,285
Information Technology Expense	6,262	4,697	0	0	0	6,262
Professional Development/Meetings	8,247	6,061	0	0	0	8,247
Vehicle Maintenance Expense and Fuel	184,787	154,445	10,817	106,760	35,114	42,913
Operations Maintenance Expense	531,454	444,907	8,525	204,358	86,276	240,820
Toll Collection Expense	2,495	2,421	0	1,006	0	1,489
Uniform Expense	66,069	49,552	399	17,898	7,964	40,208
Business Insurance	1,158,115	868,587	92,586	831,908	0	326,207
Licenses & Inspections Expense	4,420	3,315	555	2,876	0	1,545
State Police Bridge Security	1,497,868	1,123,401	118,077	1,040,847	0	457,022
ETC Equipment/Traffic Counter Maint	523,333	392,703	32,639	319,705	417	203,211
ETC Operating Expense	4,241,755	3,181,316	384,773	2,685,101	0	1,556,654
OPERATING EXPENSE SUBTOTAL	\$16,791,438	\$12,580,823	\$1,109,967	\$10,736,267	\$140,765	\$5,914,406
ADM OPS ALLOCATION						
TES Allocation			23,451	216,586		
Toll Operation Allocation			(28,404)	203,947		
Bridge Maint Allocation			16,020	221,662		
PSBS Allocation			88,115	801,334		
ADM OPS ALLOCATION SUBTOTAL			\$99,183	\$1,443,530		
TOTAL EXPENSES			\$1,209,150	\$12,179,796		

Delaware River Joint Toll Bridge Commission
Budget vs Actual
For the Nine Months Ending September 30, 2025

SOUTHERN DIVISION TOLL SUPPORTED BRIDGES

	Annual Budget 2025	YTD Budget 2025	Expended For The Month	Expended Year To Date	Encumbered	Remaining Annual Budget
OPERATING EXPENSE						
Regular Employee Salaries	\$2,765,453	2,012,702	\$184,737	\$1,870,964	\$0	\$894,489
Part-Time Employee Wages	3,671	2,753	0	0	0	3,671
Overtime Wages	552,172	414,129	26,878	254,055	0	298,117
Pension Contributions	1,056,664	772,168	48,561	482,697	0	573,967
FICA Contributions	254,079	185,671	16,100	161,646	0	92,433
Regular Employee Healthcare Benefits	1,875,532	1,407,170	41,570	1,141,471	0	734,061
Life Insurance Benefits	29,178	21,883	2,108	19,550	0	9,628
Utility Expense	56,857	42,310	1,505	28,981	0	27,876
Office Expense	11,500	8,625	0	0	0	11,500
Telecommunication Expense	72,949	54,862	5,267	47,784	0	25,165
Professional Development/Meetings	3,025	2,269	0	0	0	3,025
Vehicle Maintenance Expense and Fuel	7,088	6,720	0	(1,083)	0	8,171
Operations Maintenance Expense	88,298	67,229	5,120	26,504	4,230	57,564
Uniform Expense	24,672	18,404	1,214	6,357	9,828	8,486
Business Insurance	537,056	402,792	42,548	382,910	0	154,146
Licenses & Inspections Expense	5,370	4,028	64	549	0	4,821
State Police Bridge Security	1,149,840	862,380	90,575	798,412	0	351,428
ETC Equipment/Traffic Counter Maint	5,556	4,506	695	2,085	695	2,776
OPERATING EXPENSE SUBTOTAL	\$8,498,960	\$6,290,600	\$466,941	\$5,222,883	\$14,753	\$3,261,323
ADM OPS AIIOCATION						
TES Allocation			11,933	110,212		
Bridge Maint Allocation			61,838	536,517		
PSBS Allocation			57,095	536,502		
ADM OPS AIIOCATION SUBTOTAL			\$130,866	\$1,183,232		
TOTAL EXPENSES			\$597,807	\$6,406,115		

Delaware River Joint Toll Bridge Commission
Budget vs Actual
For the Nine Months Ending September 30, 2025

NORTHERN DIVISION TOLL SUPPORTED BRIDGES

	Annual Budget 2025	YTD Budget 2025	Expended For The Month	Expended Year To Date	Encumbered	Remaining Annual Budget
OPERATING EXPENSE						
Regular Employee Salaries	\$3,121,027	2,272,288	\$239,899	\$2,245,770	\$0	\$875,258
Part-Time Employee Wages	3,671	2,753	0	0	0	3,671
Overtime Wages	599,836	449,897	25,060	263,775	0	336,061
Pension Contributions	1,185,070	866,325	64,086	608,599	0	576,472
FICA Contributions	284,921	208,286	20,110	191,052	0	93,869
Regular Employee Healthcare Benefits	1,913,808	1,435,888	41,660	1,158,804	0	755,005
Life Insurance Benefits	32,990	24,753	2,566	22,995	0	9,995
Utility Expense	40,263	29,647	1,876	22,968	0	17,295
Office Expense	10,235	7,676	0	0	0	10,235
Telecommunication Expense	201,782	151,337	15,049	138,327	0	63,455
Professional Development/Meetings	2,247	1,686	0	0	0	2,247
Vehicle Maintenance Expense and Fuel	6,068	4,270	0	0	0	6,068
Operations Maintenance Expense	65,789	52,957	3,037	22,208	5,619	37,962
Uniform Expense	24,906	18,680	391	5,037	8,344	11,524
Business Insurance	364,010	273,007	28,985	260,844	0	103,166
Licenses & Inspections Expense	4,025	3,019	143	824	0	3,201
State Police Bridge Security	739,239	554,429	58,308	513,984	0	225,254
ETC Equipment/Traffic Counter Maint	5,556	4,506	695	2,085	695	2,776
OPERATING EXPENSE SUBTOTAL	\$8,605,443	\$6,361,404	\$501,864	\$5,457,272	\$14,658	\$3,133,513
ADM OPS ALLOCATION						
TES Allocation			12,008	110,898		
Bridge Maint Allocation			8,231	113,883		
PSBS Allocation			57,779	542,938		
ADM OPS ALLOCATION SUBTOTAL			\$78,017	\$767,719		
TOTAL EXPENSES			\$579,881	\$6,224,991		

DELAWARE RIVER JOINT TOLL BRIDGE COMMISSION SYSTEM
STATEMENT OF REVENUE AND EXPENSES FOR THE NINE MONTHS ENDED SEPTEMBER 30, 2025

	Southern Toll Bridges	Central Toll Bridges	Northern Toll Bridges	Toll Bridges Subtotal	Southern Region TSB	Northern Region TSB	TSB Subtotal	Administration Operation	Administration Administrative	ADM Subtotal	TOTAL 2025	TOTAL 2024
	-----	-----	-----	-----	-----	-----	-----	-----	-----	-----	-----	-----
TOLL REVENUE												
Net Toll Revenue	36,419,385	71,414,794	36,535,150	144,369,328	-	-	-	-	-	-	144,369,328	147,761,277
EZPass Fee	563,652	1,141,974	612,545	2,318,171	-	-	-	-	-	-	2,318,171	2,350,401
Net Violation Fee Income	1,232,366	351,260	774,737	2,358,363	-	-	-	-	-	-	2,358,363	4,608,233
REVENUE FROM TOLL	\$ 38,215,404	\$ 72,908,027	\$ 37,922,431	\$ 149,045,862	\$ -	\$ -	\$ -	\$ -	\$ -	\$ -	\$ 149,045,862	\$ 154,719,911
OPERATING EXPENSE												
Regular Employee Salaries	2,530,368	2,350,305	2,610,210	7,490,884	1,870,964	2,245,770	4,116,734	3,031,785	4,862,629	7,894,414	19,502,031	19,468,531
Part-Time Employee Wages	20,946	20,553	15,176	56,675	-	-	-	-	145,700	145,700	202,375	718,337
Summer Employee Wages	-	-	-	-	-	-	-	-	-	-	-	-
Overtime Wages	261,991	185,486	201,927	649,403	254,055	263,775	517,830	190,304	7,729	198,033	1,365,267	127,068
Pension Contributions	792,759	733,255	816,661	2,342,674	482,697	608,599	1,091,295	1,380,402	1,383,793	2,764,196	6,198,165	6,216,903
FICA Contributions	213,650	194,274	215,164	623,089	161,646	191,052	352,697	331,280	370,038	701,318	1,677,104	1,623,803
Regular Employee Healthcare Benefits	1,157,813	1,118,602	1,275,721	3,552,135	1,141,471	1,158,804	2,300,275	1,399,563	1,598,687	2,998,249	8,850,660	8,046,073
Life Insurance Benefits	26,421	24,405	26,263	77,089	19,550	22,995	42,545	41,149	51,135	92,284	211,917	212,616
Unemployment Compensation Benefits	-	-	-	-	-	-	-	-	120,013	120,013	120,013	(21,932)
Utility Expense	183,103	175,199	105,259	463,561	28,981	22,968	51,950	73,533	90,323	163,856	679,366	566,917
Office Expense	13,715	4,926	4,646	23,288	-	-	-	15,779	128,284	144,063	167,351	180,098
Telecommunication Expense	124,378	325,343	254,782	704,503	47,784	138,327	186,112	97,202	89,172	186,373	1,076,988	1,013,926
Information Technology Expense	-	-	-	-	-	-	-	-	848,955	848,955	848,955	757,046
Professional Development/Meetings	100	391	-	492	-	-	-	20,849	220,393	241,242	241,734	122,473
Vehicle Maintenance Expense and Fuel	95,519	125,397	106,760	327,675	(1,083)	-	(1,083)	68,823	40,984	109,807	436,399	400,155
Operations Maintenance Expense	139,048	232,423	204,358	575,829	26,504	22,208	48,712	186,012	71,333	257,345	881,887	1,027,927
ESS Operating Maintenance Expense	-	-	-	-	-	-	-	607,624	-	607,624	607,624	703,485
Commission Expense	-	-	-	-	-	-	-	-	10,627	10,627	10,627	12,153
Toll Collection Expense	1,662	2,937	1,006	5,605	-	-	-	-	-	-	5,605	59,410
Uniform Expense	27,832	12,322	17,898	58,052	6,357	5,037	11,395	9,329	2,722	12,051	81,498	70,698
Business Insurance	1,572,108	901,462	831,908	3,305,478	382,910	260,844	643,754	245,615	(45,402)	200,214	4,149,446	4,156,050
Licenses & Inspections Expense	1,911	2,055	2,876	6,842	549	824	1,373	1,151	104	1,255	9,470	10,000
Advertising	-	-	-	-	-	-	-	-	6,352	6,352	6,352	12,647
Professional Services	-	-	-	-	-	-	-	249,285	792,087	1,041,372	1,041,372	878,415
State Police Bridge Security	1,727,280	1,518,438	1,040,847	4,286,565	798,412	513,984	1,312,396	-	-	-	5,598,961	5,414,234
ETC Equip/Traffic Counter Maint	330,875	270,306	319,705	920,886	2,085	2,085	4,170	-	-	-	925,056	911,990
General Contingency	-	-	-	-	-	-	-	-	-	-	-	110,885
ETC Operating Expense	4,010,464	3,388,824	2,685,101	10,084,390	-	-	-	-	-	-	10,084,390	7,683,880
TOTAL OP., MAINT., & ADM	\$ 13,231,944	\$ 11,586,903	\$ 10,736,267	\$ 35,555,114	\$ 5,222,883	\$ 5,457,272	\$ 10,680,156	\$ 7,949,684	\$ 10,795,657	\$ 18,745,341	\$ 64,980,611	\$ 60,483,786
ADM OPS ALLOCATION												
TES Allocation	264,839	231,254	216,586	712,679	110,212	110,898	221,110	196,710	(1,130,499)	(933,789)	-	-
Toll Ops Allocation	249,149	217,561	203,947	670,657	-	-	-	(670,657)	-	(670,657)	-	-
Bridge Maint Allocation	1,287,932	235,874	221,662	1,745,468	536,517	113,883	650,401	(2,395,869)	-	(2,395,869)	-	-
Maint/Toll Allocation	-	-	-	-	-	-	-	-	-	-	-	-
PSBS Allocation	1,119,669	854,549	801,334	2,775,553	536,502	542,938	1,079,440	(3,854,993)	-	(3,854,993)	-	-
TOTAL ADM OPS ALLOCATION	\$ 2,921,589	\$ 1,539,238	\$ 1,443,530	\$ 5,904,357	\$ 1,183,232	\$ 767,719	\$ 1,950,950	\$(6,724,809)	\$(1,130,499)	\$(7,855,308)	\$ -	\$ -
OTHER OPERATING INC/EXP												
Other Operating Income	-	2,287	-	2,287	-	-	-	-	320,676	320,676	322,963	246,115
TOTAL OTHER OP INC	\$ -	\$ 2,287	\$ -	\$ 2,287	\$ -	\$ -	\$ -	\$ -	\$ 320,676	\$ 320,676	\$ 322,963	\$ 246,115
NET OPERATING INC	\$ 22,061,871	\$ 59,784,172	\$ 25,742,634	\$ 107,588,678	\$(6,406,115)	\$(6,224,991)	\$(12,631,106)	\$(1,224,876)	\$(9,344,482)	\$(10,569,357)	\$ 84,388,215	\$ 94,482,240
NON-OPERATING REV/EXP												
Interest Revenue & Unrealized Gain/Loss											11,108,589	12,860,012
Other Non-Operating Revenue											11,351	1,500
Interest Expense											(19,033,925)	(19,442,912)
Depreciation Expense											(18,132,558)	(18,629,640)
TOTAL NON-OPS REV/EXP											\$(26,046,543)	\$(25,211,040)
CHANGE IN NET ASSETS											\$ 58,341,671	\$ 69,271,201

DELAWARE RIVER JOINT TOLL BRIDGE COMMISSION

Meeting of October 27, 2025

ADMINISTRATION

The following Pages reflect the reports on those items assigned to the Administration Department. Each item is reported separately and page numbered accordingly.

DELAWARE RIVER JOINT TOLL BRIDGE COMMISSION

Meeting October 27, 2025

PURCHASING REPORT INDEX

MONTH OF SEPTEMBER 2025

SUBJECT	DESCRIPTION	PAGE NUMBER
Purchasing	Monthly Purchasing Report covering the month of September 2025	1-5

DELAWARE RIVER JOINT TOLL BRIDGE COMMISSION

Meeting of October 27, 2025

MONTHLY PURCHASING REPORT

Month of September 2025

This report itemizes all orders for purchases made for the month of September 2025, showing the divisions chargeable for the expense and the source of authority for issuance of the Purchase Order. This authority is broken into three categories:

- (1) By authority of the Commission
- (2) By authority of the Executive Director or his designate
- (3) By authority of the Director

The purchasing activities for the month of September 2025, culminated in the preparation and placement of 61 purchase orders in the total amount of \$677,023.89. There were no quotes for the month of September.

Significant procurements are shown below:

- One (1) Purchase Order was issued, in the total amount of \$228,436.60 for the network wan router refresh project;
- One (1) Purchase Order was issued, in the total amount of \$70,494.00 for ESS maintenance cameras, switches and media converters;
- One (1) Purchase Order was issued, in the total amount of \$42,439.00 for the Elation system renewal;
- One (1) Purchase Order was issued, in the total amount of \$41,413.25 for the control center phone system extended maintenance agreement;
- Two (2) Purchase Orders were issued, in the total amount of \$39,217.59 for southern region maintenance uniforms.

In addition to the practices employed incidental to purchase of materials, etc., from vendors on a direct basis, the Commission also purchases via direct utilization of the purchasing processes of the State of New Jersey, the Commonwealth of Pennsylvania and other joint purchasing arrangements.

**DELAWARE RIVER JOINT TOLL BRIDGE COMMISSION
REPORT OF PURCHASING ACTIVITIES**

September 2025

PO Number	Vendor Name	General Description	Req Dept	Contract/Resolution/ Comment	** BY AUTHORITY OF **		Director
					Commission	Director of Purchasing	
20250564	MUNICIPAL MAINTENANCE CO., INC	SEWAGE SYSTEM-MUNICIPAL MAINTENANCE CO	SFT			2,580.81	
20250565	PACE ANALYTICAL SERVICES	PACE ANALYTICAL SERVICES-WATER TREATMENT NHL	NHL			319.10	
20250566	RK INDUSTRIES GROUP	RK UNIFORM-SOUTHER REGION MAINT	SRMC			10,955.00	
20250567	ADVANCE AUTO PARTS	2025 AUTO SUPPLIES FOR EP	EP	OMNIA 2017000280		1,638.27	
20250568	FIRST CHOICE AUTO EQUIPMENT INC.	VEHICLE LIFT INSPECTION	DWG			2,255.00	
20250569	CAROUSEL INDUSTRIES OF NORTH AMERICA, LLC	CONTROL CENTER PHONE SYSTEM EXTENDED MAINTENANCE	ESS	T-0109 /R4400-12-20		41,413.25	
20250570	TRAMMEL TESTINGS, INC.	NHL UNDERGROUND STORAGE TANK TESTING&INSP-TRAMMEL	NHL			1,450.00	
20250571	TRAMMEL TESTINGS, INC.	SF ADMIN. VAPOR RECOVERY AND TANK INSP.- TRAMMEL	AB SF			1,050.00	
20250572	ASPEN AERIALS, INC.	SRMC- SHARED- ASPEN PARTS	SRMC			1,349.88	
20250573	GRAINGER	SAFETY SHOE PROGRAM	TES			1,904.75	
20250574	OFFICE BASICS	JANITORIAL SUPPLIES (OFFICE BASICS)-NHL	NHL	COSTARS 05		5,954.33	
20250575	ACS SERVICES LLC	HVAC PM MAINTENANCE-BM-AET	SFT			2,725.00	
20250576	ACS SERVICES LLC	BATHROOM VENTILATION REPLACEMENT-NHL	NHL			2,095.50	
20250577	SIGNAL SERVICE INC	EP RF-01 BOSCH AUTODOME ITS 7100i	ESS	COSTARS 18		4,542.00	
20250578	CDW-G	DESKTOP UPS FOR TRENTON-MORRISVILLE	IT	KPN-A-202112-04		3,378.00	
20250579	STARR UNIFORM	STARR UNIFORM-SOUTHERN REGION MAINT.	SRMC	COSTARS 12		28,262.59	
20250580	CRAFCO INC	ROADWAY SEALER	DWG			4,331.02	
20250581	MOTOROLA INC.	RADIO REPAIRS (FROM 2023)	MULTI			7,362.60	

**DELAWARE RIVER JOINT TOLL BRIDGE COMMISSION
REPORT OF PURCHASING ACTIVITIES**

September 2025

PO Number	Vendor Name	General Description	Req Dept	Contract/Resolution/ Comment	** BY AUTHORITY OF **		
					Commission	Director of Purchasing	Director
20250582	EMR POWER SYSTEMS LLC	GENERATOR BATTERY REPLACEMENT NHL-EMR POWER SYSTEM	NHL	NJ T-2848		1,146.88	
20250583	SCC CONCRETE	AE4000psi CONCRETE MIX	ESS			655.00	
20250584	WEATHERWORKS	WEATHER WORKS RENEWAL AGREEMENT	MULTI			7,400.00	
20250585	FERGUSON & MCCANN INC	TROUBLESHOOTING OF UNDERGROUND TANK MONITOR SYSTEM	EP			750.00	
20250587	STARR UNIFORM	CLOTHING: TES UNIFORMS	TES	COSTARS 12		665.73	
20250588	STARR UNIFORM	CLOTHING: MAINTENANCE UNIFORM-STARR UNIFORM	SFT	COSTARS 12		555.00	
20250589	CDW-G	CISCO SMARTNT ANNL MAINT RENEWAL	IT	KPN-A-202112-04 (022-G)		26,519.07	
20250590	CDW-G	NETWORK WAN ROUTER REFRESH PROJECT	IT	KPN-A-202112-04 (022-G)	228,436.60		
	CAPITAL RESERVE						
20250591	CDW-G	TRAINING ROOM CRESTRON SYSTEM UPS	TES	KPN-A-202112-04 (022-G)	2,049.25		
	CAPITAL RESERVE						
20250592	E.O. HABHEGGER CO, INC.	EP TANK MONITOR E.O HABHEGGER	EP			6,575.20	
20250593	SUPER HEAT INC	DWG BOILER SYSTEM UPGRADE-SUPER HEAT	DWG		14,331.38		
	CAPITAL RESERVE						
20250594	AMAZON CAPITAL SERVICES	EDUCATIONAL AND TRAINING SERVICES/TRAINING CENTER	TES	US COMM R-TC-17006		883.00	
20250595	MONTAGE ENTERPRISES	I-78- PARTS FOR JD 6115 TRACTOR- INVOICE	I78			625.51	
20250596	CHASE ENTERPRISES	HERBICIDE APPLICATION FOR ROADSIDE VEGETATION-I78	I78			5,765.59	
20250597	ELATION SYSTEMS, INC.	ELATION SYSTEMS SUBSCRIPTION (MAY 2025 - APR 2026)	CCOMPL			42,439.00	
20250598	DOI-USGS	USGS RIVER GAUGE CONTRACT	MULTI			12,062.50	

**DELAWARE RIVER JOINT TOLL BRIDGE COMMISSION
REPORT OF PURCHASING ACTIVITIES**

September 2025

PO Number	Vendor Name	General Description	Req Dept	Contract/Resolution/ Comment	** BY AUTHORITY OF **		
					Commission	Director of Purchasing	Director
20250599	JTECHUSA	NHL- ACTUATOR SWITCHES FOR SIGN BOARD- PARTS	NHL			1,677.74	
20250600	ACS SERVICES LLC	CHILLED WATER VALVE-SFAB-ACS	AB SF			941.25	
20250601	HOME DEPOT	ESS BUCKET TRUCK TOOLS	ESS	NJ M-8001		5,479.84	
20250602	STARR UNIFORM	ESS UNIFORMS	ESS	COSTARS 12		3,327.84	
20250603	COOPER ELECTRIC SUPPLY CO CAPITAL RESERVE	TRAINING ROOM UPS POWER	TES		613.69		
20250604	HOME DEPOT CAPITAL RESERVE	TM MONITOR INSTALL	ENG	NJ M-8001	809.55		
20250605	AMAZON CAPITAL SERVICES CAPITAL RESERVE	TM MISC FURNITURE	ENG	US COMM R-TC-17006	5,313.13		
20250606	GRAINGER	STORAGE CABINET (TOOLS & PARTS)	DWG	OMNIA 16154		2,626.96	
20250607	INNOVATIVE SURFACE SOLUTIONS	MAG CHLORIDE - INNOVATIVE SOLUTIONS NHL	NHL			5,520.00	
20250608	STARR UNIFORM	CLASS 3 PULL OVER SWEATSHIRTS-PSBS	MULTI	COSTARS 12		8,670.00	
20250609	DELL MARKETING LP	EXECUTIVE LAPTOP REPLACEMENTS	IT	COSTARS 03		11,806.68	
20250610	SIGNAL SERVICE INC	ESS MAINTENANCE CAMERAS/ SWITCHES/MEDIA CONVERTERS	ESS	COSTARS 18		70,494.00	
20250611	SIGNAL SERVICE INC	ESS MAINTENANCE UF SINGLE MODE RACK CONVERTER	ESS	COSTARS 18		10,554.00	
20250612	SIGNAL SERVICE INC	WASHINGTON CROSSING CAMERA REPLACEMENTS	ESS	COSTARS 18		11,291.00	
20250613	FROMM ELECTRIC SUPPLY CORP.	STREET LIGHT POLES AND STANDARDS-I78	I78	COSTARS 08		1,314.25	
20250614	FERGUSON & MCCANN INC	SENSOR REPLACEMENTS FOR VEEDER ROOT-I78	I78			4,110.00	
20250615	PERFORMANCE TIRE CO.	I78- EIGHT TIRES- PATROL VEHICLES- INVOICE	I78			1,658.88	
20250616	COOPER ELECTRIC SUPPLY CO	GROUND ELECTRICAL BOX	MM			604.67	

**DELAWARE RIVER JOINT TOLL BRIDGE COMMISSION
REPORT OF PURCHASING ACTIVITIES**

September 2025

PO Number	Vendor Name	General Description	Req Dept	Contract/Resolution/ Comment	** BY AUTHORITY OF **		
					Commission	Director of Purchasing	Director
20250617	OFFICE BASICS	AUTO SCRUBBER-SF ADMIN	AB SF	COSTARS 05		5,233.95	
20250618	HARTFORD STEAM BOILER INSPECTION AND INSURANCE CO.	BOLIER INSPECTIONS FOR ALL DRJTBC FACILITIES	MULTI			16,000.00	
20250619	ATLANTIC CONCRETE PRODUCTS, INC.	ATLANTIC CONCRETE PRODUCTS-TM LANE GRATE REPAIR	TM			3,800.00	
20250620	HOME DEPOT	BUCKET TRUCK TOOLS	ESS	NJ M-8001		5,169.65	
20250621	WEST AMWELL MASON SUPPLY	PRO-SLICER ICE MELTER-NHL	NHL			3,069.60	
20250622	WEST AMWELL MASON SUPPLY	PRO SLICER ICE MELTER	I78			1,023.20	
20250623	WEST AMWELL MASON SUPPLY	PRO SLICER ICE MELTER	EP			6,139.20	
20250624	WEST AMWELL MASON SUPPLY	ICE MELT-SRMC/TM/SF/TSB LOCATIONS	MULTI			15,348.00	
Purchase Order Count: 61				AUTHORITY TOTALS:	\$251,553.60	\$425,470.29	\$0.00
				GRAND TOTAL:	\$677,023.89		

Delaware River Joint Toll Bridge Commission
Meeting of September 22, 2025

**E-ZPASS/CUSTOMER SERVICE REPORT
SEPTEMBER 2025**

SUBJECT	DESCRIPTION	PAGE NUMBER
E-ZPass/Customer Service Operations Report	E-ZPass/Customer Service September	1-3

Delaware River Joint Toll Bridge Commission
Meeting of September 22, 2025

**E-ZPASS/CUSTOMER SERVICE REPORT
SEPTEMBER 2025**

E-ZPass Account and Transponder Information as reported by Conduent State and Local
Solutions, Inc. (CSC/VPC Provider)

Total Number of Migrated DRJTBC and NJ CSC E-ZPass Accounts

Migrated Business Accounts	Migrated Private Accounts	Total Number of Migrated Accounts	Total Number of NJ CSC Active Accounts
1,654	77,339	78,993	4,197,017

Total Number of Migrated DRJTBC (029) Transponders and NJ CSC E-ZPass Transponders

Migrated Business Account Transponders	Migrated Private Account Transponders	Total Number of Migrated Transponders	Total Number of NJ CSC Active Transponders
9,228	131,323	140,551	6,600,669

Delaware River Joint Toll Bridge Commission
Meeting of September 22, 2025

**E-ZPASS/CUSTOMER SERVICE REPORT
SEPTEMBER 2025**

Customer Service Report:

CSRs perform service with quick responses to:

- Emails
- Phone Calls
- Service Requests
- Commission E-ZPass Issues

Total Calls	Total Minutes and Average Duration	Average Wait Time
552	2,432 minutes – 4:29 minutes per call	0:00

Web Inquiries (Acct Updates, Violations, Disputes)	83
Service Requests (Acct Updates, Violation Notifications, E-ZPass + TBP Inquiries)	102

Computer kiosks are accessible for customer use if needed at both locations.

Walk-ins

I-78	DWG	SF	Total
36	7	8	51

Toll Monitoring:

- 8 CSRs averaged around 1,744 transaction views per day for the month of September
- All discrepancies and potential issues are reported to Toll Auditing for further review
- Violations images are viewed to ensure accuracy of the cameras

Delaware River Joint Toll Bridge Commission
Meeting of September 22, 2025

**E-ZPASS/CUSTOMER SERVICE REPORT
SEPTEMBER 2025**

Other current E-ZPass duties include:

- Assisting law enforcement
- Notifying Toll Audit and In-lane when any issues we see arise
- Monitoring Superload crossings
- Daily calls with other Agencies in the NJ Consortium

CSC/VPC Post-Migration Collection Update:

As a result of post-migration collection efforts from May 2014 – September 2025, New Jersey E-ZPass reports \$27,219,063.42 collected in tolls and \$66,835,244.02 collected in fees.

DELAWARE RIVER JOINT TOLL BRIDGE COMMISSION
Meeting of October 27, 2025

ELECTRONIC TOLL COLLECTION PROGRAM

MONTH OF SEPTEMBER 2025

SUBJECT	DESCRIPTION	PAGE NUMBER
ETC PROGRAM	Electronic Toll Collection Program Report	1-5

DELAWARE RIVER JOINT TOLL BRIDGE COMMISSION
Meeting of October 27, 2025

ELECTRONIC TOLL COLLECTION PROGRAM
MONTH OF SEPTEMBER 2025

The following items were recently initiated, accomplished or performed during the above noted month:

Activities for the In-Lane Toll System

1. Commission Staff are working with TransCore and the NJ E-ZPass CSC provider, Conduent, to implement IAG Interface Control Document (ICD) version 1.60. This will allow CSCs to receive data and process transactions from other transponder protocols such as SeGo and 6C, in addition to the current TDM protocol, as well as other functionalities. Testing is complete with the Inter Agency Group Hub, go-live is tentatively scheduled for October 4 - 6, 2025. The NY CSC had issues with their transition to the IAG ICD 1.6 causing a delay in reconciling transactions with all other E-ZPass CSC's. It was decided to postpone the NJ CSC transition until the NY CSC transactions were caught up.
2. TransCore implemented a new image processing system that has improved the flow of images from the lanes to the toll host and ultimately to the NJ Customer Service Center. This has reduced the number of missing images daily.
3. TransCore is planning to update the Palo Alto Networks firewalls Operating System to introduce new features and to address issues found by the company or the community that notify Palo Alto of such issues with their systems. Vulnerability patching is essential to maintain a secure working environment.
4. Lane equipment cleaning is a constant activity during this time of year. Firmware upgrades are continuing on all UPS units. In addition, UPS units are affected by the extreme heat and battery conditions are being checked. Also, all lane cameras are being checked for image clarity.
5. Commission Staff and TransCore meet monthly to review and discuss system operational and maintenance items. A weekly call also takes place to briefly review system maintenance items for the week.

Activities for the E-ZPass Customer Service Center/Violation Processing Center

1. Commission Staff are working with the New Jersey E-ZPass Customer Service Center (NJ E-ZPass CSC) provider, Conduent, to implement IAG Interface Control Document (ICD) version 1.60. This will allow CSCs to receive data and process transactions from other transponder protocols such as SeGo and 6C, in addition to the current TDM protocol, as well as other functionalities. Testing is completed with the NJ E-ZPass

DELAWARE RIVER JOINT TOLL BRIDGE COMMISSION
Meeting of October 27, 2025

CSC and the Inter Agency Group Hub and go-live is tentatively scheduled for October 4 - 6, 2025. The NY CSC had issues with their transition to the IAG ICD 1.6 causing a delay in reconciling transactions with all other E-ZPass CSC's. It was decided to postpone the NJ CSC transition until the NY CSC transactions were caught up.

2. Conduent continues to develop the real time digital payment function at the NJ E-ZPass CSC for toll by plate customers. Conduent revised the terms and conditions that will be displayed on the NJ E-ZPass website, and comments were provided from the NJTA. Conduent has released this functionality into the NJ CSC software, and they are proceeding with testing it through a small group of individuals.
3. The NJ E-ZPass CSC launched the Amnesty Program in June 2025. NJ MVC legislation was passed and NJTA is working with the MVC on the programs. There are two programs: the Amnesty Program and the Vehicle Registration Suspension Program. The Amnesty Program must run for 180 days, with no lookback timeframe, meaning the program can go back as far as the violator wants to pay. Violation transactions after the start of the program are NOT eligible. The program is open to all violators (from any state), with tolls and fees that are \$500 or more prior to June 2025. The program must offer a 25% reduction of the fees, the program will collect 100% of the toll revenue. When applying payment, 100% of the toll amount will be satisfied first, followed by AET fees and administrative fees. The amount owed must be paid in full or no payment plan. A violator may make arrangements for a payment plan, outside of the Amnesty Program. For the NJ MVC Vehicle Registration Suspension, the transactions criteria include all NJ E-ZPass agency violations, unpaid tolls, administration fees and AET fees totaling \$500 or more; or 60 or more violations with at least one having occurred after January 2024 (legislation date).
4. The NJTA, as the lead agency, is facilitating all meetings with the other agencies and Conduent to manage the implementation of outstanding system elements for the New Jersey E-ZPass Customer Service Center.
5. For the Next Generation Customer Service Center Services for the New Jersey E-ZPass Group (Category A), the New Jersey Turnpike Authority (NJTA) awarded the agreements. Contract documents were provided from the NJTA for Category A Customer Service Center Services for the New Jersey E-ZPass Group and for Category B for License Plate Review Services for the New Jersey E-ZPass Group. The documents were provided to Commission counsel for review prior to execution. As TransCore submits various documents, they are being reviewed by the implementation team that includes North Highland and HNTB under contract with the New Jersey Turnpike Authority. Commission Staff are participating on their assigned

DELAWARE RIVER JOINT TOLL BRIDGE COMMISSION
Meeting of October 27, 2025

implementation team meetings as needed. Meetings were held to review the business rules, the AET accounts/toll bills and the system architecture. Additionally, TransCore facilitated an initial meeting with Conduent, the current NJ CSC vendor, to discuss data migration.

AET Program

1. Rummel, Klepper & Kahl, LLP (RK&K) participated in New Hope – Lambertville Toll Bridge All Electronic Tolling project related meetings with PKF as needed. During the reporting period RK&K prepared responses to Requests for Information (RFI) from the construction team and issued change of plans as needed. Additionally, RK&K completed several reviews of construction submittals from the contractor.
2. Commission Staff, TransCore and the RK&K team participated in bi-weekly project status meetings for the All Electronic Tolling system. TransCore submitted the revised schedule and currently addressing review comments. TransCore submitted several revised chapters of the system Detailed Design Document. These documents were distributed for review and comments were provided to TransCore. RK&K reviewed the documents to confirm that our comments were addressed and the documents were finalized by TransCore. TransCore staff continue to meet with the New Hope – Lambertville Toll Bridge AET Conversion construction team to discuss the construction progress and to coordinate the all electronic tolling equipment installation and testing. TransCore is working with Commission Staff and RK&K to develop the testing plans for the New Hope – Lambertville Toll Bridge AET system.
3. Commission Staff and Atkins Réalis USA Inc. held several Trenton – Morrisville Toll Bridge All Electronic Tolling project status meetings. Additionally, Atkins Réalis and Commission Staff met with TransCore, so Atkins Réalis may gain an understanding of the electronic toll collection system needs and necessary roadway, toll gantry and building infrastructure needed to support the system. Commission Staff and Atkins Réalis conducted a workshop to discuss the preliminary roadway alignment options, toll gantry location, toll gantry options and the roadway/barrier design elements. Commission Staff coordinated a meeting with PennDOT and Atkins Réalis to discuss the preliminary design of the Route 1 and PA Avenue interchange. Once this meeting is complete, we will reconvene the Diagnostic Team that includes the Commission, PennDOT, Morrisville Borough, Conrail and the Pennsylvania Public Utility Commission.

DELAWARE RIVER JOINT TOLL BRIDGE COMMISSION
Meeting of October 27, 2025

General Electronic Toll Collection Program Activities

1. Mr. Stracciolini participated in the IAG E-ZPass Executive Management Committee meeting and Policy Committee meetings. At the August 2025 IAG EMC Meeting, Mr. Stracciolini was elected by the members to serve as Chair to the EMC.
2. At the December 12, 2024, IAG Service Corp. Board of Directors Meeting, a resolution was approved electing and appointing Mr. Stracciolini as the Chair of the IAG Service Corporation, effective December 12, 2024.
3. Mr. Stracciolini is participating in the Non-toll Business Opportunity Task Force.
4. Mr. Stracciolini is serving on the International Bridge, Tunnel & Turnpike Association's (IBTTA) 2025 Engineering and Construction Task Force and the Toll Revenue Assurance Committee.
5. Mr. Stracciolini attended the TransCore Partnering and Collaboration Summit.

Delaware River Joint Toll Bridge Commission
Meeting of October 27, 2025

CONTRACT COMPLIANCE REPORT INDEX
Month of September 2025

SUBJECT	DESCRIPTION	PAGE NUMBER
Contract Compliance Program Operations Report	Operations Report September 2025	1-20

**Delaware River Joint Toll Bridge Commission
Meeting of October 27, 2025**

**CONTRACT COMPLIANCE REPORT INDEX
Month of September 2025**

TABLE OF CONTENTS

IBE PROGRAM

	PAGES
• IBE Program Overview	3
• Compliance IBE Scores Overview	4
• IBE Summary Reports	5
• Active Construction Projects Payments, Workforce & Ethnicity Utilization Scores	6-8
• Active Professional Projects Payments Detail and Scores	9-10
• Completed Construction Projects Payments, Workforce & Ethnicity Utilization Scores	11-15
• Completed Professional Projects Payments Detail and Scores	16-17

MWSBE Program

• MWSBE Minority (7%), Women (3%), and Small Business (25%) Enterprise Program Overview	18
• MWSBE Program Commitments for Professional and Construction (Active & Completed Pie Charts)	19
• MWSBE Professional & Construction Projects Final Commitment	20

Delaware River Joint Toll Bridge Commission
Meeting of October 27, 2025

IBE PROGRAM OVERVIEW

The Delaware River Joint Toll Bridge Commission (Commission) established an IBE Program (MBE/WBE/SBE/DBE/DsBE/VBE) with a target of 25% for all Professional Services and Construction Contracts awarded by the Commission effective July 1, 2014. To date, the Commission has awarded **(109)** contracts with the IBE Program requirements. Currently, there are **(55) active** projects and **(54) completed** projects.

IBE Program Requirements

The Commission began using Elation Systems effective January 2017, as the online system for Payment Verification and Certified Payroll Reporting (CPR). All contracts awarded by the Commission to a Prime Consultant/Prime Contractor and their Subconsultants and Subcontractors use this service free of charge. Online training is available to vendors on how to use Elation Systems. The Contract Compliance Department and Elation Support Staff are available to assist all users.

The Contract Compliance Department (CCD) monitors, posts and reports data in regard to all payments. The CCD also reviews all Certified Payrolls submitted into Elation Systems.

The following are all mandatory requirements:

Company On-Line Registration:

- i.* All Primes must register their company and activate an account in Elation Systems; *and*
- ii.* All Primes must also ensure that all Subconsultants and Subcontractors register their company and activate an account in Elation Systems.

Payment Verification:

- i.* Prime Contractors must post all payments to their Subconsultants and/or Subcontractors in Elation Systems; *and*
- ii.* Prime Contractors and their Subconsultants and/or Subcontractors must confirm all payments received in Elation Systems.

Certified Payroll Reporting:

- i.* All Prime Contractors are responsible for assigning someone from their staff with the responsibility to review, approve, and upload their CPR(s) on a weekly basis into Elation Systems; *and*
- ii.* All Prime Contractors must also ensure that their Subcontractors upload their CPR(s) on a weekly basis into Elation Systems.

Prime Consultants / Contractors IBE Target performance will be displayed / available on the Commission's public website.

Delaware River Joint Toll Bridge Commission
Meeting of October 27, 2025

Contract Compliance Department
Compliance IBE Scores Overview

The Commission through its Contract Compliance Department has instituted a Compliance Score Ranking that will be included in the Monthly Contract Compliance Report for all Professional Services and Construction Projects.

The Compliance Score Ranking is an ongoing summary of data presented on Active and Completed contracts, which includes the tracking of payments from Prime Consultants and Contractors to IBE Subconsultants and Subcontractors, and the Prime Contractors Workforce Utilization. The Scores will illustrate the progress and participation to meet the Targets by Prime Consultants and Contractors as part of the IBE program.

The complete and timely reporting of payments and certified payrolls to the Elation Systems by the Prime Consultants and Prime Contractors, and their Subconsultants and Subcontractors, will assist the Prime Consultant and Prime Contractor in tracking the data to meet their targets.

Accordingly, each Prime will also be given a final grade at the completion of each project. Additionally, the data will be uploaded onto the Commission's public website monthly.

The Score(s) are factored using the following criteria:

IBE PAYMENTS

The payments by the Prime Consultant / Contractor to each of their IBE Subconsultants / Subcontractors will be calculated based on the criteria set by the Commission's 25% IBE Target.

WORKFORCE UTILIZATION

Workforce utilization contains two levels of scoring and documents the hourly employee utilization by workforce type, ethnicity and gender.

IBE Payments Legend	
Score Rankings	IBE Commitment Participation
A+	45% & above
A	35% to 44.9%
B+	30% to 34.9%
B	25% to 29.9%
C+	20% to 24.9%
C	15% to 19.9%
D+	10% to 14.9%
D	5% to 9.9%
F	4.9% & below

Workforce Utilization Legend		
Score Rankings	Workforce Commitment Participation	Ethnicity & Gender Participation
A+	30% & above	25% & a above
A	25% to 29.9%	15% to 24.9%
B+	20% to 24.9%	over 15%
B	15% to 19.9%	10% to 14.9%
C+	10% to 14.9%	over 10%
C	10% to 14.9%	7.5% to 9.9%
D+	5% to 9.9%	over 7.5%
D	5% to 9.9%	5% to 7.4%
F	4.9% & below	4.9% & below

Delaware River Joint Toll Bridge Commission

Meeting of October 27, 2025

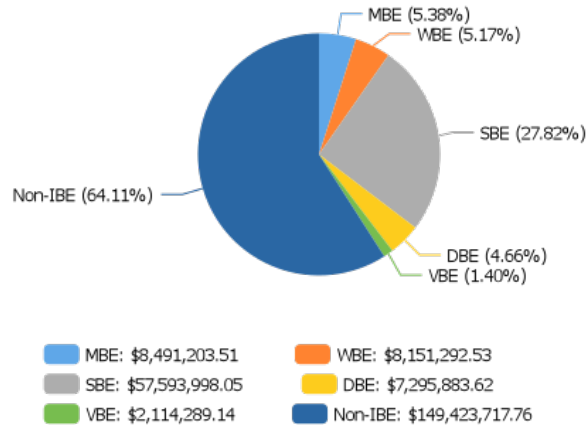
Summary - Professional Services and Construction Contractors 25% IBE Target Status

ACTIVE PROJECTS

Current IBE Status: 35.89%

Total Payments to Prime: \$149,423,717.76

Total Payments to IBEs: \$83,646,666.85



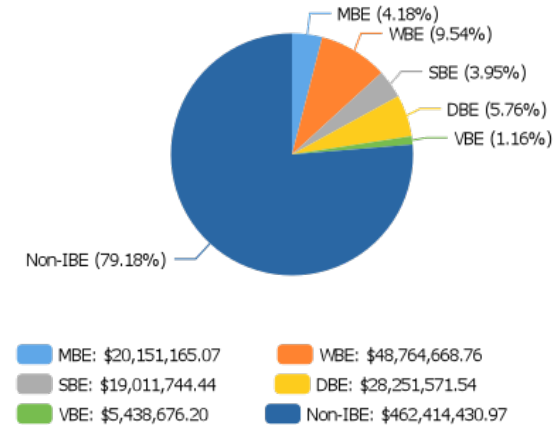
COMPLETED PROJECTS

Final IBE Status: 20.82%

Total Prime Awarded Contract Values: \$583,976,763.65

Total Payments to Prime: \$462,414,430.97

Total Payments to IBEs: \$121,562,331.68

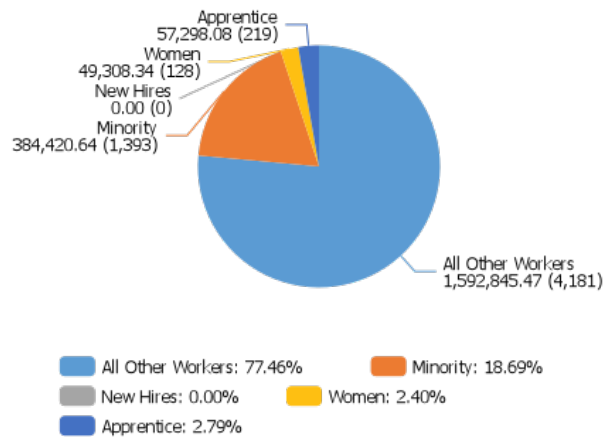


Summary - Prime Contractor(s) & Subcontractor(s) Workforce Utilization Categories By Hours, Workers & Ethnicity

Workers Categories

Hours, Percentages and Workers

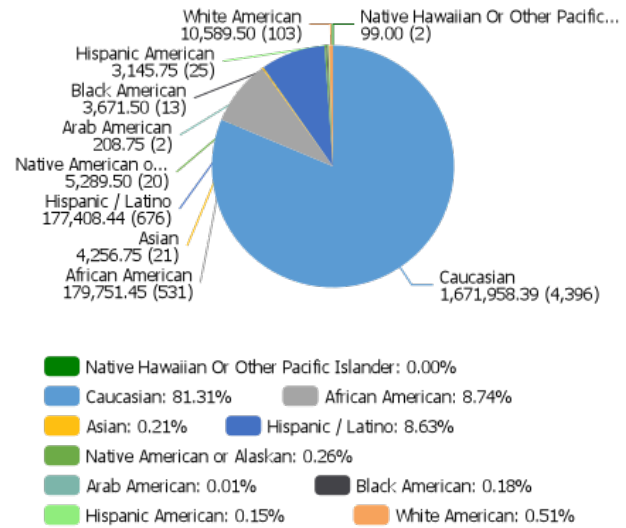
Total Hours Worked: 2,056,379.03



Ethnicity Categories

Hours, Percentages and Workers

Total Number of Workers: 5,789



(Percentage is based on work hours)

(Percentage is based on work hours)

Active Professional & Construction Projects Payment Summary				Initial Contract Value	Prime P / T / D	IBE P / T / D	IBE Actual	Score
Professional and Construction Projects Totals				\$298,725,365.87	\$149,423,717.76	\$83,646,666.85	35.89%	A
Professional Services Projects Totals				\$88,553,333.44	\$49,445,058.96	\$20,215,881.58	29.02%	B
Completed Professional & Construction Projects Payment Summary				Contract Value	Prime P / T / D	IBE P / T / D	IBE Actual	Score
Professional and Construction Projects Totals				\$583,976,762.65	\$462,414,430.97	\$121,562,331.68	20.82%	C+
Professional Services Projects Totals				\$55,692,240.29	\$38,940,072.49	\$16,752,167.80	30.08%	B+

ACTIVE CONSTRUCTION PROJECTS														
Payments Summary					Workforce Hours Summary 28.64%						Ethnicity Participation Summary			
Initial Contract Value	Total Prime P / T / D	Total IBE P / T / D	Total IBE %	Payments Score (Total IBE Payments) A	Total Number of Workers	Total Hours Worked	Caucasian Hours	Total Minority Hours	Total Women Hours	Workforce Score (Total Hours Worked) A	Caucasian %	Minority %	Women %	Ethnicity Score (Total Participation) A+
\$210,172,032.43	\$99,978,658.80	\$63,430,785.27	38.82%		1,604	329,243.58	238,140.33	91,103.25	3,201.34		72.33%	27.67%	0.97%	

COMPLETED CONSTRUCTION PROJECTS														
Payments Summary					Workforce Hours Summary 19.65%						Ethnicity Participation Summary			
Total Contracts Value	Total Prime P / T / D	Total IBE P / T / D	Total IBE %	Payments Score (Total IBE Payments) C	Total Number of Workers	Total Hours Worked	Caucasian Hours	Total Minority Hours	Total Women Hours	Workforce Score (Total Hours Worked) B	Caucasian %	Minority %	Women %	Ethnicity Score (Total Participation) A
\$528,284,522.36	\$423,474,358.48	\$104,810,163.88	19.84%		4,368	1,727,135.45	1,433,818.06	293,317.39	46,107.00		83.02%	16.98%	2.67%	

Delaware River Joint Toll Bridge Commission

Meeting of October 27, 2025

Active Construction Projects - Summary's & Scores (IBE Payments, Workforce Hours & Ethnicity Participation)

Date: From 07/01/2014 To 09/30/2025

IBE Payments Legend	
Score Rankings	IBE Commitment Participation
A+	45% & above
A	35% to 44.9%
B+	30% to 34.9%
B	25% to 29.9%
C+	20% to 24.9%
C	15% to 19.9%
D+	10% to 14.9%
D	5% to 9.9%
F	4.9% & below

Total of all Primes Contract Values \$210,172,032.43

Total Payments to all Primes \$99,978,658.80

Total Payments to all IBEs \$63,430,785.27

IBE Target 25.00%

IBE Actual 38.82%

Workforce Utilization Legend		
Score Rankings	Workforce Commitment Participation	Ethnicity & Gender Participation
A+	30% & above	25% & above
A	25% to 29.9%	15% to 24.9%
B+	20% to 24.9%	over 15%
B	15% to 19.9%	10% to 14.9%
C+	10% to 14.9%	over 10%
C	10% to 14.9%	7.5% to 9.9%
D+	5% to 9.9%	over 7.5%
D	5% to 9.9%	5% to 7.4%
F	4.9% & below	4.9% & below

ACTIVE CONSTRUCTION PROJECTS														
Payments Summary					Workforce Hours Summary 28.64%						Ethnicity Participation Summary			
Initial Contract Value	Total Prime P / T / D	Total IBE P / T / D	Total IBE %	Payments Score (Total IBE Payments) A	Total Number of Workers	Total Hours Worked	Caucasian Hours	Total Minority Hours	Total Women Hours	Workforce Score (Total Hours Worked) A	Caucasian %	Minority %	Women %	Ethnicity Score (Total Participation) A+
\$210,172,032.43	\$99,978,658.80	\$63,430,785.27	38.82%		1,604	329,243.58	238,140.33	91,103.25	3,201.34		72.33%	27.67%	0.97%	

DB-540A/B/C TRANSCORE, LP - Electronic Toll Collection System Replacement - Design, Build & Maintain														
Payments Summary					Workforce Hours Summary 53.31%						Ethnicity Participation Summary			
Initial Contract Value	Total Prime P / T / D	Total IBE P / T / D	Total IBE %	Payments Score (Total IBE Payments) C	Total Number of Workers	Total Hours Worked	Caucasian Hours	Total Minority Hours	Total Women Hours	Workforce Score (Total Hours Worked) A+	Caucasian %	Minority %	Women %	Ethnicity Score (Total Participation) A+
\$1,950,671.74	\$11,230,227.20	\$2,316,211.51	17.10%		15	2,040.00	952.50	1,087.50	0.00	46.69%	53.31%	0.00%		

DB-724A SCHNEIDER ELECTRIC Electronic Surveillance/Detection System Maintenance Contract														
Payments Summary					Workforce Hours Summary 45.89%						Ethnicity Participation Summary			
Initial Contract Value	Total Prime P / T / D	Total IBE P / T / D	Total IBE %	Payments Score (Total IBE Payments) D+	Total Number of Workers	Total Hours Worked	Caucasian Hours	Total Minority Hours	Total Women Hours	Workforce Score (Total Hours Worked) A+	Caucasian %	Minority %	Women %	Ethnicity Score (Total Participation) A+
\$11,294,820.75	\$1,402,730.84	\$215,551.42	13.32%		57	717.00	479.00	238.00	91.00	66.81%	33.19%	12.69%		

DB-768B DYNAMIC SECURITY, LLC (IBE) dba SECUNI / Network Video Management System (NVMS) Integrator Services														
Payments Summary					Workforce Hours Summary 0.00%						Ethnicity Participation Summary			
Initial Contract Value	Total Prime P / T / D	Total IBE P / T / D	Total IBE %	Payments Score (Total IBE Payments) A+	Total Number of Workers	Total Hours Worked	Caucasian Hours	Total Minority Hours	Total Women Hours	Workforce Score (Total Hours Worked) N/A	Caucasian %	Minority %	Women %	Ethnicity Score (Total Participation) N/A
\$104,074.00	\$-	\$87,232.80	100.00%		0	0.00	0.00	0.00	0.00		0.00%	0.00%	0.00%	

DB-792A TRANSCORE, LP - In-Lane All Electronic Toll Collection System (Design, Build and Maintain)														
Payments Summary					Workforce Hours Summary 0.00%						Ethnicity Participation Summary			
Initial Contract Value	Total Prime P / T / D	Total IBE P / T / D	Total IBE %	Payments Score (Total IBE Payments)	Total Number of Workers	Total Hours Worked	Caucasian Hours	Total Minority Hours	Total Women Hours	Workforce Score (Total Hours Worked)	Caucasian %	Minority %	Women %	Ethnicity Score (Total Participation)
\$9,701,499.00	\$1,980,426.42	\$-	0.00%		N/A	0	0.00	0.00	0.00		0.00	N/A	0.00%	

T-519A BRACY CONSTRUCTION, INC. / Southern Operations and Maintenance Facilities Improvements - Trenton Morrisville, Langhorne, and New Hope														
Payments Summary					Workforce Hours Summary 19.67%						Ethnicity Participation Summary			
Initial Contract Value	Total Prime P / T / D	Total IBE P / T / D	Total IBE %	Payments Score (Total IBE Payments) C	Total Number of Workers	Total Hours Worked	Caucasian Hours	Total Minority Hours	Total Women Hours	Workforce Score (Total Hours Worked) B	Caucasian %	Minority %	Women %	Ethnicity Score (Total Participation) A
\$59,300,150.96	\$48,190,784.91	\$8,541,725.04	15.06%		605	116,546.08	94,148.33	22,397.75	529.84	80.78%	19.22%	0.45%		

T-746B ROAD-CON, INC. / Trenton Morrisville TB Roadway Repaving and Deck Sealing Improvements														
Payments Summary					Workforce Hours Summary 23.18%						Ethnicity Participation Summary			
Initial Contract Value	Total Prime P / T / D	Total IBE P / T / D	Total IBE %	Payments Score (Total IBE Payments) D+	Total Number of Workers	Total Hours Worked	Caucasian Hours	Total Minority Hours	Total Women Hours	Workforce Score (Total Hours Worked) B+	Caucasian %	Minority %	Women %	Ethnicity Score (Total Participation) A
\$5,980,564.55	\$4,949,916.35	\$653,759.99	11.67%		107	11,213.25	8,617.50	2,595.75	3.00		76.85%	23.15%	0.03%	

Delaware River Joint Toll Bridge Commission

Meeting of October 27, 2025

Active Construction Projects - Summary's & Scores (IBE Payments, Workforce Hours & Ethnicity Participation)

Date: From 07/01/2014 To 09/30/2025

IBE Payments Legend	
Score Rankings	IBE Commitment Participation
A+	45% & above
A	35% to 44.9%
B+	30% to 34.9%
B	25% to 29.9%
C+	20% to 24.9%
C	15% to 19.9%
D+	10% to 14.9%
D	5% to 9.9%
F	4.9% & below

Total of all Primes Contract Values \$210,172,032.43

Total Payments to all Primes \$99,978,658.80

Total Payments to all IBEs \$63,430,785.27

IBE Target 25.00%

IBE Actual 38.82%

Workforce Utilization Legend		
Score Rankings	Workforce Commitment Participation	Ethnicity & Gender Participation
A+	30% & above	25% & above
A	25% to 29.9%	15% to 24.9%
B+	20% to 24.9%	over 15%
B	15% to 19.9%	10% to 14.9%
C+	10% to 14.9%	over 10%
C	10% to 14.9%	7.5% to 9.9%
D+	5% to 9.9%	over 7.5%
D	5% to 9.9%	5% to 7.4%
F	4.9% & below	4.9% & below

T-754A PKF-MARK III, INC / New Hope - Lambertville Toll Bridge All Electronic Tolling (AET) Conversion & PA Abutment Backwall Replacement														
Payments Summary					Workforce Hours Summary 20.60%						Ethnicity Participation Summary			
Initial Contract Value	Total Prime P / T / D	Total IBE P / T / D	Total IBE %	Payments Score (Total IBE Payments)	Total Number of Workers	Total Hours Worked	Caucasian Hours	Total Minority Hours	Total Women Hours	Workforce Score (Total Hours Worked)	Caucasian %	Minority %	Women %	Ethnicity Score (Total Participation)
\$11,863,715.00	\$1,841,496.55	\$-	0.00%	N/A	72	5,447.25	4,713.25	734.00	388.00	B+	86.53%	13.47%	7.12%	B

T-766A CRISDEL GROUP, INC. / I-78 NJ Roadway Rehabilitation and Power & Communication Infrastructure Improvements														
Payments Summary					Workforce Hours Summary 36.28%						Ethnicity Participation Summary			
Initial Contract Value	Total Prime P / T / D	Total IBE P / T / D	Total IBE %	Payments Score (Total IBE Payments) B	Total Number of Workers	Total Hours Worked	Caucasian Hours	Total Minority Hours	Total Women Hours	Workforce Score (Total Hours Worked) A+	Caucasian %	Minority %	Women %	Ethnicity Score (Total Participation) A+
\$22,494,884.42	\$15,614,209.79	\$6,335,785.34	28.86%		203	29,869.50	19,139.00	10,730.50	107.00		64.08%	35.92%	0.36%	

TS-590A J.D. ECKMAN, INC. / Northampton St. TSB Rehabilitation														
Payments Summary					Workforce Hours Summary 22.68%						Ethnicity Participation Summary			
Initial Contract Value	Total Prime P / T / D	Total IBE P / T / D	Total IBE %	Payments Score (Total IBE Payments) B	Total Number of Workers	Total Hours Worked	Caucasian Hours	Total Minority Hours	Total Women Hours	Workforce Score (Total Hours Worked) B+	Caucasian %	Minority %	Women %	Ethnicity Score (Total Participation) A
\$15,487,427.50	\$10,879,493.81	\$3,917,310.23	26.47%		111	35,867.50	27,733.25	8,134.25	0.00		77.32%	22.68%	0.00%	

TS-642A ANSELM I & DeCICCO (IBE) / Uhlerstown - Frenchtown Toll-Supported Bridge Rehabilitation														
Payments Summary					Workforce Hours Summary 46.42%						Ethnicity Participation Summary			
Initial Contract Value	Total Prime P / T / D	Total IBE P / T / D	Total IBE %	Payments Score (Total IBE Payments) A+	Total Number of Workers	Total Hours Worked	Caucasian Hours	Total Minority Hours	Total Women Hours	Workforce Score (Total Hours Worked) A+	Caucasian %	Minority %	Women %	Ethnicity Score (Total Participation) A+
\$22,216,237.00	\$-	\$7,935,992.62	100.00%		91	31,935.00	17,294.50	14,640.50	185.00		54.16%	45.84%	0.58%	

TS-694A/B/C/D/E ANSELM I & DeCICCO (IBE) / New Hope Lambertville TSB Rehabilitation														
Payments Summary					Workforce Hours Summary 41.75%						Ethnicity Participation Summary			
Initial Contract Value	Total Prime P / T / D	Total IBE P / T / D	Total IBE %	Payments Score (Total IBE Payments) A+	Total Number of Workers	Total Hours Worked	Caucasian Hours	Total Minority Hours	Total Women Hours	Workforce Score (Total Hours Worked) A+	Caucasian %	Minority %	Women %	Ethnicity Score (Total Participation) A+
\$26,190,186.51	\$-	\$24,606,703.06	100.00%		140	56,816.75	33,101.75	23,715.00	8.00		58.26%	41.74%	0.01%	

TTS-734A MOUNT CONSTRUCTION CO., INC. (IBE) / JOC - Bridge, Highway & Civil Work - North Region														
Payments Summary					Workforce Hours Summary 26.07%						Ethnicity Participation Summary			
Initial Contract Value	Total Prime P / T / D	Total IBE P / T / D	Total IBE %	Payments Score (Total IBE Payments) A+	Total Number of Workers	Total Hours Worked	Caucasian Hours	Total Minority Hours	Total Women Hours	Workforce Score (Total Hours Worked) A	Caucasian %	Minority %	Women %	Ethnicity Score (Total Participation) A
\$7,000,000.00	\$-	\$6,962,308.81	100.00%		148	22,646.75	18,609.25	4,037.50	1,866.50		82.17%	17.83%	8.24%	

TTS-735A MOUNT CONSTRUCTION CO., INC. (IBE) / JOC - Bridge, Highway & Civil Work - South Region														
Payments Summary					Workforce Hours Summary 20.75%						Ethnicity Participation Summary			
Initial Contract Value	Total Prime P / T / D	Total IBE P / T / D	Total IBE %	Payments Score (Total IBE Payments)	Total Number of Workers	Total Hours Worked	Caucasian Hours	Total Minority Hours	Total Women Hours	Workforce Score (Total Hours Worked)	Caucasian %	Minority %	Women %	Ethnicity Score (Total Participation)
\$2,500,000.00	\$-	\$1,858,204.45	100.00%	A+	97	8,008.50	6,369.50	1,639.00	23.00	B+	79.53%	20.47%	0.29%	A

Delaware River Joint Toll Bridge Commission

Meeting of October 27, 2025

Active Construction Projects - Summary's & Scores (IBE Payments, Workforce Hours & Ethnicity Participation)

Date: From 07/01/2014 To 09/30/2025

IBE Payments Legend	
Score Rankings	IBE Commitment Participation
A+	45% & above
A	35% to 44.9%
B+	30% to 34.9%
B	25% to 29.9%
C+	20% to 24.9%
C	15% to 19.9%
D+	10% to 14.9%
D	5% to 9.9%
F	4.9% & below

Total of all Primes Contract Values \$210,172,032.43

Total Payments to all Primes \$99,978,658.80

Total Payments to all IBEs \$63,430,785.27

IBE Target 25.00%

IBE Actual 38.82%

Workforce Utilization Legend		
Score Rankings	Workforce Commitment Participation	Ethnicity & Gender Participation
A+	30% & above	25% & above
A	25% to 29.9%	15% to 24.9%
B+	20% to 24.9%	over 15%
B	15% to 19.9%	10% to 14.9%
C+	10% to 14.9%	over 10%
C	10% to 14.9%	7.5% to 9.9%
D+	5% to 9.9%	over 7.5%
D	5% to 9.9%	5% to 7.4%
F	4.9% & below	4.9% & below

TTS-783A J. FLETCHER CREAMER & SON, INC. / On-Call Beam Guide Rail and Attenuator Replacement														
Payments Summary					Workforce Hours Summary 34.32%						Ethnicity Participation Summary			
Initial Contract Value	Total Prime P / T / D	Total IBE P / T / D	Total IBE %	Payments Score (Total IBE Payments)	Total Number of Workers	Total Hours Worked	Caucasian Hours	Total Minority Hours	Total Women Hours	Workforce Score (Total Hours Worked)	Caucasian %	Minority %	Women %	Ethnicity Score (Total Participation)
\$2,087,801.00	\$303,750.00	\$-	0.00%		N/A	49	998.00	655.50	342.50		0.00	A+	65.68%	

TTS-784A MOUNT CONSTRUCTION CO., INC. / JOC - Bridge, Highway, and Civil Work - North Region														
Payments Summary					Workforce Hours Summary 21.84%						Ethnicity Participation Summary			
Initial Contract Value	Total Prime P / T / D	Total IBE P / T / D	Total IBE %	Payments Score (Total IBE Payments)	Total Number of Workers	Total Hours Worked	Caucasian Hours	Total Minority Hours	Total Women Hours	Workforce Score (Total Hours Worked)	Caucasian %	Minority %	Women %	Ethnicity Score (Total Participation)
\$3,000,000.00	\$856,307.41	\$-	0.00%		N/A	25	2,843.50	2,222.50	621.00		0.00	B+	78.16%	

TTS-785A MOUNT CONSTRUCTION CO., INC. / JOC - Bridge, Highway, and Civil Work - South Region														
Payments Summary					Workforce Hours Summary 17.61%						Ethnicity Participation Summary			
Initial Contract Value	Total Prime P / T / D	Total IBE P / T / D	Total IBE %	Payments Score (Total IBE Payments)	Total Number of Workers	Total Hours Worked	Caucasian Hours	Total Minority Hours	Total Women Hours	Workforce Score (Total Hours Worked)	Caucasian %	Minority %	Women %	Ethnicity Score (Total Participation)
\$3,000,000.00	\$180,719.58	\$-	0.00%		N/A	20	1,079.00	889.00	190.00		0.00	B	82.39%	

TTS-786A MOUNT CONSTRUCTION CO., INC. / JOC - Building and Facility Work - North Region														
Payments Summary					Workforce Hours Summary 0.00%						Ethnicity Participation Summary			
Initial Contract Value	Total Prime P / T / D	Total IBE P / T / D	Total IBE %	Payments Score (Total IBE Payments)	Total Number of Workers	Total Hours Worked	Caucasian Hours	Total Minority Hours	Total Women Hours	Workforce Score (Total Hours Worked)	Caucasian %	Minority %	Women %	Ethnicity Score (Total Participation)
\$3,000,000.00	\$140,294.57	\$-	0.00%		N/A	5	257.00	257.00	0.00		0.00	F	100.00%	

TTS-787A A.P. CONSTRUCTION, INC. / JOC - Building and Facility Work - South Region														
Payments Summary					Workforce Hours Summary 0.00%						Ethnicity Participation Summary			
Initial Contract Value	Total Prime P / T / D	Total IBE P / T / D	Total IBE %	Payments Score (Total IBE Payments)	Total Number of Workers	Total Hours Worked	Caucasian Hours	Total Minority Hours	Total Women Hours	Workforce Score (Total Hours Worked)	Caucasian %	Minority %	Women %	Ethnicity Score (Total Participation)
\$3,000,000.00	\$2,408,301.37	\$-	0.00%	N/A	21	2,958.50	2,958.50	0.00	0.00	F	100.00%	0.00%	0.00%	F

Delaware River Joint Toll Bridge Commission

Meeting of October 27, 2025

Active Professional Services Projects Payments Detail Report

Date: From 07/01/2014 To 09/30/2025

IBE Payments Legend	
Score Rankings	IBE Commitment Participation
A+	45% & above
A	35% to 44.9%
B+	30% to 34.9%
B	25% to 29.9%
C+	20% to 24.9%
C	15% to 19.9%
D+	10% to 14.9%
D	5% to 9.9%
F	4.9% & below

Summary	Initial Contract Value	Prime P / T / D	IBE P / T / D	IBE Actual	Score
Professional and Construction Projects Totals	\$298,725,365.87	\$149,423,717.76	\$83,646,666.85	35.89%	A
Professional Services Projects Totals	\$88,553,333.44	\$49,445,058.96	\$20,215,881.58	29.02%	B

Prime Consultants	IBE Firm	Project Title	Initial Contract Value	Prime P / T / D	IBE P / T / D	IBE Actual	Score
Gannett Fleming Inc. - Camp Hill, PA		C-519A GANNETT FLEMING ARCHITECTS, INC. / Southern Operations & Maintenance Facilities Improvements - Consulting Engineer Agreement	\$4,848,884.54	\$3,609,758.23	\$1,158,885.33	24.30%	C+
Greenman-Pedersen, Inc.		C-590A GREENMAN-PEDERSEN, INC. / Northampton St. TSB Rehabilitation - Preliminary, Final and Post Design - Consulting Engineer Agreement	\$1,504,783.15	\$906,645.35	\$540,453.22	37.35%	A
WSP USA, Inc. - PHILADELPHIA, PA		C-642A WSP USA, INC. / Uhlerstown Frenchtown TSB Rehabilitation - Preliminary, Final and Post Design - Consulting Engineer Agreement	\$1,771,189.56	\$1,374,125.49	\$501,257.05	26.73%	B
Michael Baker International, Inc.		C-660A MICHAEL BAKER, JR., INC. / SFB Replacement Project Final Design Services - Consulting Engineer Agreement	\$33,626,658.74	\$26,783,020.09	\$6,808,784.95	20.27%	C+
Greenman-Pedersen, Inc.		C-694A GREENMAN-PEDERSEN, INC. / New Hope Lambertville TSB Rehabilitation - Preliminary, Final and Post Design - Consulting Engineer Agreement	\$2,280,484.05	\$1,318,500.62	\$669,717.54	33.68%	B+
French & Parrello Associates		C-696B FRENCH & PARRELLO ASSOCIATES, P.A. / TOA - Facilities - NJ - Consulting Engineer Agreement	\$500,000.00	\$98,391.08	\$40,744.52	29.28%	B
HDR Engineering, Inc. - Pittsburgh, PA		C-697A HDR ENGINEERING, INC. / Preliminary Engineering and Environmental Documentation for the Washington Crossing Bridge Replacement - Consulting Engineer Agreement	\$8,061,761.62	\$1,425,315.26	\$514,569.55	26.53%	B
Greenman-Pedersen, Inc.		C-704A GREENMAN-PEDERSEN, INC. / TOA - New Hope-Lambertville Toll Bridge Salt Storage Building - CM/CI Services	\$610,849.20	\$583,574.55	\$26,570.72	4.35%	F
Johnson, Mirmiran and Thompson, Inc.		C-716A JOHNSON, MIRMIRAN & THOMPSON / TOA - Facilities - Consulting Engineer Agreement	\$500,000.00	\$272,648.65	\$48,594.97	15.13%	C
The Gordian Group, Inc.		C-727A THE GORDIAN GROUP, INC. / JOC - Program Manager Consultant - Consulting Engineer Agreement	\$1,450,000.00	\$841,342.11	\$729,008.62	46.42%	A+
Rummel, Klepper and Kahl, LLP		C-728A RUMMEL, KLEPPER & KAHL / TOA - Electric Toll Collection / Tolling - PA - Consulting Engineer Agreement	\$500,000.00	\$385,325.84	\$114,472.44	22.90%	C+
French & Parrello Associates (IBE Prime)	VBE	C-729A FRENCH & PARRELLO ASSOCIATES, P.A. (IBE) / TOA - Facilities - NJ - Consulting Engineer Agreement	\$500,000.00	\$-	\$99,472.30	100.00%	A+
Arora and Associates, P.C. (IBE Prime)	MBE	C-732A ARORA AND ASSOCIATES, PC. (IBE) / TOA - Structural / Civil - NJ - Consulting Engineer Agreement	\$1,000,000.00	\$-	\$788,087.07	100.00%	A+
WSP/PARSONS BRINCKERHOFF, INC		C-750A WSP USA, INC. / TOA - Structural / Civil - Consulting Engineer Agreement	\$1,000,000.00	\$631,081.04	\$125,019.51	16.53%	C
Traffic Planning and Design, Inc.		C-751A TRAFFIC PLANNING AND DESIGN, INC. / TOA - Construction Inspection - Consulting Engineer Agreement	\$500,000.00	\$343,562.59	\$30,950.72	8.26%	D
Rummel, Klepper and Kahl, LLP		C-754A RUMMEL, KLEPPER & KAHL, LLP / New Hope Lambertville TB All Electronic Tolling (AET) Conversion Design - Consulting Engineer Agreement	\$1,567,218.48	\$1,035,907.14	\$378,351.50	26.75%	B
Pickering, Corts & Summerson, Inc. (IBE Prime)	SBE	C-757A-1 PICKERING, CORTS & SUMMERSON (IBE) / Professional Engineering Services for 2023-2024 Annual Inspections - Consulting Engineer Agreement	\$748,898.24	\$-	\$650,654.06	100.00%	A+
Naik Consulting Group, P.C. (IBE Prime)	DBE	C-759A NAIK CONSULTING GROUP, PC (IBE) / TOA - Structural / Civil - Consulting Engineer Agreement	\$1,000,000.00	\$-	\$755,490.09	100.00%	A+
Remington & Vernick		C-760A REMINGTON & VERNICK ENGINEERS, INC. / TOA - Construction Management Services - Consulting Engineer Agreement	\$500,000.00	\$256,245.95	\$60,290.60	19.05%	C
Pennoni Associates Inc		C-761A PENNONI ASSOCIATES, INC. / Traffic Engineering Consultant 2021-2022 Annual Reports - Consulting Engineer Agreement	\$303,088.00	\$176,465.60	\$-	0.00%	N/A
Arora and Associates, P.C. (IBE Prime)	MBE	C-766A ARORA & ASSOCIATES, PC (IBE) / I-78 NJ Roadway Rehabilitation and Power & Communication Infrastructure - Final and Post Design - Consulting Engineer Agreement	\$2,900,943.54	\$-	\$2,676,095.29	100.00%	A+
Traffic Planning and Design, Inc.		C-769A TRAFFIC PLANNING & DESIGN, INC. / TOA - Structural / Civil - Consulting Engineer Agreement	\$1,000,000.00	\$567,507.26	\$176,429.07	23.72%	C+
Rummel, Klepper and Kahl, LLP		C-770A RUMMEL, KLEPPER & KAHL, LLP / TOA - Electronic Toll Collection / Tolling - Consulting Engineer Agreement	\$1,250,000.00	\$519,215.26	\$62,300.66	10.71%	D+

*Met or Exceeded the Target

*Did Not Meet the Target

*P/T/D = Paid To Date

Delaware River Joint Toll Bridge Commission

Meeting of October 27, 2025

Active Professional Services Projects Payments Detail Report

Date: From 07/01/2014 To 09/30/2025

IBE Payments Legend	
Score Rankings	IBE Commitment Participation
A+	45% & above
A	35% to 44.9%
B+	30% to 34.9%
B	25% to 29.9%
C+	20% to 24.9%
C	15% to 19.9%
D+	10% to 14.9%
D	5% to 9.9%
F	4.9% & below

Prime Consultants	IBE Firm	Project Title	Initial Contract Value	Prime P / T / D	IBE P / T / D	IBE Actual	Score
French & Parrello Associates		C-771A FRENCH & PARRELLO ASSOCIATES, P.A. / TOA - Facilities - Consulting Engineer Agreement	\$1,165,540.60	\$744,108.49	\$158,793.65	17.59%	C
KS Engineers, P.C. (IBE Prime)	MBE	C-772A KS ENGINEERS, PC (IBE) / TOA - Construction Inspection - Consulting Engineer Agreement	\$500,000.00	\$-	\$389,040.94	100.00%	A+
IH Engineers, P.C. (IBE Prime)	SBE	C-782A IH ENGINEERS, PC (IBE) / Underwater Substructure Improvement Design - All Regions - Professional Engineering Services Agreement	\$1,866,074.12	\$-	\$843,414.15	100.00%	A+
Traffic Planning and Design, Inc.		C-788A TRAFFIC PLANNING & DESIGN, INC. / TOA - Structural / Civil - Consulting Engineer Agreement	\$976,551.83	\$349,118.36	\$18,607.36	5.06%	D
Pennoni Associates Inc		C-789A PENNONI ASSOCIATES, INC. / TOA - Consulting Engineer Agreement	\$500,000.00	\$76,393.79	\$-	0.00%	N/A
Traffic Planning and Design, Inc.		C-802A TRAFFIC PLANNING AND DESIGN, INC. / TOA - PROFESSIONAL ENGINEERING SERVICES - STRUCTURAL / CIVIL	\$1,000,000.00	\$-	\$-	0.00%	N/A
French & Parrello Associates		C-803A FRENCH & PARRELLO ASSOCIATES, PA / TOA - Consulting Engineer Agreement	\$1,000,000.00	\$14,784.41	\$11,025.69	42.72%	A
STV, INC		C-804A STV, INC. / TOA - Professional Engineering Services - Construction Inspection Services	\$500,000.00	\$-	\$-	0.00%	N/A
Joseph Jingoli & Son, Inc.		CM-519A JOSEPH JINGOLI & SON, INC. / Southern Operations & Maintenance Facilities Improvements - Consulting Engineer Agreement	\$3,611,070.08	\$2,443,502.42	\$909,743.89	27.13%	B
Johnson, Mirmiran and Thompson, Inc.		CM-590A JOHNSON, MIRMIRAN AND THOMPSON, INC. / Northampton St. TSB Rehabilitation - CM / CI Services - Consulting Engineer Agreement	\$1,554,968.16	\$954,373.01	\$325,198.53	25.41%	B
Urban Engineers, Inc.		CM-642A URBAN ENGINEERS, INC. / UHLERSTOWN - FRENCHTOWN TSB REHABILITATION / CONSTRUCTION MANAGEMENT & INSPECTION SERVICES	\$1,587,138.62	\$596,586.02	\$11,664.00	1.92%	F
Urban Engineers, Inc.		CM-694A URBAN ENGINEERS, INC. / New Hope Lambertville TSB Rehabilitation - CM / CI Services - Consulting Engineer Agreement	\$1,485,819.91	\$1,116,823.05	\$340,034.30	23.34%	C+
STV Inc. - Trenton, NJ		CM-754A STV, INC. / New Hope - Lambertville Toll Bridge - All Electronic Tolling Conversion & PA Abutment Backwall Replacement - CM & CI Services	\$2,476,202.84	\$76,215.36	\$-	0.00%	N/A
Greenman-Pedersen, Inc.		CM-766A GREENMAN-PEDERSEN, INC. / I-78 NJ Roadway Rehabilitation and Power & Communication Infrastructure Improvements - CM / CI Services - Consulting Engineer Agreement	\$2,405,208.16	\$1,944,521.94	\$252,159.29	11.48%	D+

*Met or Exceeded the Target

*Did Not Meet the Target

*P/T/D = Paid To Date

Delaware River Joint Toll Bridge Commission

Meeting of October 27, 2025

Completed Construction Projects - Summary's & Scores (IBE Payments, Workforce Hours & Ethnicity Participation)

Date: From 07/01/2014 To 09/30/2025

IBE Payments Legend	
Score Rankings	IBE Commitment Participation
A+	45% & above
A	35% to 44.9%
B+	30% to 34.9%
B	25% to 29.9%
C+	20% to 24.9%
C	15% to 19.9%
D+	10% to 14.9%
D	5% to 9.9%
F	4.9% & below

Total of all Primes Contract Values \$528,284,522.36

Total Payments to all Primes \$423,474,358.48

Total Payments to all IBEs \$104,810,163.88

IBE Target 25.00%

IBE Actual 19.84%

Workforce Utilization Legend		
Score Rankings	Workforce Commitment Participation	Ethnicity & Gender Participation
A+	30% & above	25% & above
A	25% to 29.9%	15% to 24.9%
B+	20% to 24.9%	over 15%
B	15% to 19.9%	10% to 14.9%
C+	10% to 14.9%	over 10%
C	10% to 14.9%	7.5% to 9.9%
D+	5% to 9.9%	over 7.5%
D	5% to 9.9%	5% to 7.4%
F	4.9% & below	4.9% & below

COMPLETED CONSTRUCTION PROJECTS														
Payments Summary					Workforce Hours Summary 19.65%						Ethnicity Participation Summary			
Total Contracts Value	Total Prime P / T / D	Total IBE P / T / D	Total IBE %	Payments Score (Total IBE Payments) C	Total Number of Workers	Total Hours Worked	Caucasian Hours	Total Minority Hours	Total Women Hours	Workforce Score (Total Hours Worked) B	Caucasian %	Minority %	Women %	Ethnicity Score (Total Participation) A
\$528,284,522.36	\$423,474,358.48	\$104,810,163.88	19.84%		4,368	1,727,135.45	1,433,818.06	293,317.39	46,107.00	83.02%	16.98%	2.67%		

T-508A BRACY - I-78 Maintenance Garage Expansion at I-78 PA Welcome Center / Maintenance Facility														
Payments Summary					Workforce Hours Summary 7.39%						Ethnicity Participation Summary			
Total Contracts Value	Total Prime P / T / D	Total IBE P / T / D	Total IBE %	Payments Score (Total IBE Payments) C	Total Number of Workers	Total Hours Worked	Caucasian Hours	Total Minority Hours	Total Women Hours	Workforce Score (Total Hours Worked) D	Caucasian %	Minority %	Women %	Ethnicity Score (Total Participation) F
\$9,845,176.91	\$8,255,795.37	\$1,589,381.54	16.14%		244	31,516.58	30,048.08	1,468.50	861.25		95.34%	4.66%	2.73%	

T-514A WEST SIDE - DIII Toll Bridges Facilities Emergency Standby Generators Improvements														
Payments Summary					Workforce Hours Summary 0.00%						Ethnicity Participation Summary			
Total Contracts Value	Total Prime P / T / D	Total IBE P / T / D	Total IBE %	Payments Score (Total IBE Payments) B+	Total Number of Workers	Total Hours Worked	Caucasian Hours	Total Minority Hours	Total Women Hours	Workforce Score (Total Hours Worked) N/A	Caucasian %	Minority %	Women %	Ethnicity Score (Total Participation) N/A
\$644,686.00	\$447,346.01	\$197,339.99	30.61%		0	0.00	0.00	0.00	0.00		0.00%	0.00%	0.00%	

T-566A INTERCOUNTY PAVING - PORTLAND COLUMBIA TOLL BRIDGE APPROACH ROADWAY IMPROVEMENTS														
Payments Summary					Workforce Hours Summary 0.00%						Ethnicity Participation Summary			
Total Contracts Value	Total Prime P / T / D	Total IBE P / T / D	Total IBE %	Payments Score (Total IBE Payments) B+	Total Number of Workers	Total Hours Worked	Caucasian Hours	Total Minority Hours	Total Women Hours	Workforce Score (Total Hours Worked) N/A	Caucasian %	Minority %	Women %	Ethnicity Score (Total Participation) N/A
\$6,193,334.28	\$4,315,427.42	\$1,877,906.86	30.32%		0	0.00	0.00	0.00	0.00		0.00%	0.00%	0.00%	

T-611A MAGNUM (IBE) NH-L Toll Bridge Salt Storage Facility														
Payments Summary					Workforce Hours Summary 2.16%						Ethnicity Participation Summary			
Total Contracts Value	Total Prime P / T / D	Total IBE P / T / D	Total IBE %	Payments Score (Total IBE Payments)	Total Number of Workers	Total Hours Worked	Caucasian Hours	Total Minority Hours	Total Women Hours	Workforce Score (Total Hours Worked)	Caucasian %	Minority %	Women %	Ethnicity Score (Total Participation)
\$1,348,934.71	\$-	\$1,348,934.71	100.00%	A+	65	5,925.50	5,805.50	120.00	8.00	F	97.97%	2.03%	0.14%	F

T-641A MERCO - Easton / Phillipsburg Ramp C Stabilization														
Payments Summary					Workforce Hours Summary 0.00%						Ethnicity Participation Summary			
Total Contracts Value	Total Prime P / T / D	Total IBE P / T / D	Total IBE %	Payments Score (Total IBE Payments) A+	Total Number of Workers	Total Hours Worked	Caucasian Hours	Total Minority Hours	Total Women Hours	Workforce Score (Total Hours Worked) N/A	Caucasian %	Minority %	Women %	Ethnicity Score (Total Participation) N/A
\$998,300.00	\$-	\$998,300.00	100.00%		0	0.00	0.00	0.00	0.00		0.00%	0.00%	0.00%	

T-644A J.D. ECKMAN - Easton Phillipsburg TB Facility Administration Bldg.														
Payments Summary					Workforce Hours Summary 28.50%						Ethnicity Participation Summary			
Total Contracts Value	Total Prime P / T / D	Total IBE P / T / D	Total IBE %	Payments Score (Total IBE Payments) B	Total Number of Workers	Total Hours Worked	Caucasian Hours	Total Minority Hours	Total Women Hours	Workforce Score (Total Hours Worked) A	Caucasian %	Minority %	Women %	Ethnicity Score (Total Participation) A+
\$11,038,703.72	\$7,971,977.75	\$3,066,725.97	27.78%		320	47,800.75	35,278.00	12,522.75	1,098.75		73.80%	26.20%	2.30%	

Delaware River Joint Toll Bridge Commission

Meeting of October 27, 2025

Completed Construction Projects - Summary's & Scores (IBE Payments, Workforce Hours & Ethnicity Participation)

Date: From 07/01/2014 To 09/30/2025

IBE Payments Legend	
Score Rankings	IBE Commitment Participation
A+	45% & above
A	35% to 44.9%
B+	30% to 34.9%
B	25% to 29.9%
C+	20% to 24.9%
C	15% to 19.9%
D+	10% to 14.9%
D	5% to 9.9%
F	4.9% & below

Total of all Primes Contract Values \$528,284,522.36

Total Payments to all Primes \$423,474,358.48

Total Payments to all IBEs \$104,810,163.88

IBE Target 25.00%

IBE Actual 19.84%

Workforce Utilization Legend		
Score Rankings	Workforce Commitment Participation	Ethnicity & Gender Participation
A+	30% & above	25% & above
A	25% to 29.9%	15% to 24.9%
B+	20% to 24.9%	over 15%
B	15% to 19.9%	10% to 14.9%
C+	10% to 14.9%	over 10%
C	10% to 14.9%	7.5% to 9.9%
D+	5% to 9.9%	over 7.5%
D	5% to 9.9%	5% to 7.4%
F	4.9% & below	4.9% & below

T-645A MJF Building & Facilities Energy Conservation														
Payments Summary					Workforce Hours Summary 23.54%						Ethnicity Participation Summary			
Total Contracts Value	Total Prime P / T / D	Total IBE P / T / D	Total IBE %	Payments Score (Total IBE Payments)	Total Number of Workers	Total Hours Worked	Caucasian Hours	Total Minority Hours	Total Women Hours	Workforce Score (Total Hours Worked)	Caucasian %	Minority %	Women %	Ethnicity Score (Total Participation)
\$5,376,806.87	\$-	\$5,376,806.87	100.00%	A+	46	9,735.28	7,509.23	2,226.05	65.75	B+	77.13%	22.87%	0.68%	A

T-645B SCHNEIDER ELECTRIC Building & Facilities Energy Conservation Measures - Mechanical/Controls														
Payments Summary					Workforce Hours Summary 0.00%						Ethnicity Participation Summary			
Total Contracts Value	Total Prime P / T / D	Total IBE P / T / D	Total IBE %	Payments Score (Total IBE Payments)	Total Number of Workers	Total Hours Worked	Caucasian Hours	Total Minority Hours	Total Women Hours	Workforce Score (Total Hours Worked)	Caucasian %	Minority %	Women %	Ethnicity Score (Total Participation)
\$1,247,159.50	\$1,117,634.00	\$129,525.50	10.39%	D+	7	1,625.50	1,625.50	0.00	0.00	F	100.00%	0.00%	0.00%	F

T-661A TRC - SFB Replacement Project Subsurface Boring & Sampling														
Payments Summary					Workforce Hours Summary 0.00%						Ethnicity Participation Summary			
Total Contracts Value	Total Prime P / T / D	Total IBE P / T / D	Total IBE %	Payments Score (Total IBE Payments) C	Total Number of Workers	Total Hours Worked	Caucasian Hours	Total Minority Hours	Total Women Hours	Workforce Score (Total Hours Worked) N/A	Caucasian %	Minority %	Women %	Ethnicity Score (Total Participation) N/A
\$1,438,941.98	\$1,204,475.68	\$234,466.30	16.29%		0	0.00	0.00	0.00	0.00		0.00%	0.00%	0.00%	

T-666A PKF - SFB Replacement Project Construction for PA Noise Walls														
Payments Summary					Workforce Hours Summary 14.94%						Ethnicity Participation Summary			
Total Contracts Value	Total Prime P / T / D	Total IBE P / T / D	Total IBE %	Payments Score (Total IBE Payments)	Total Number of Workers	Total Hours Worked	Caucasian Hours	Total Minority Hours	Total Women Hours	Workforce Score (Total Hours Worked)	Caucasian %	Minority %	Women %	Ethnicity Score (Total Participation)
\$11,219,737.01	\$7,880,950.78	\$3,338,786.23	29.76%	B	42	5,738.00	5,122.00	616.00	241.50	C	89.26%	10.74%	4.21%	B

T-667A AP CONSTRUCTION - SFB Replacement Project Tree Clearing														
Payments Summary					Workforce Hours Summary 0.00%						Ethnicity Participation Summary			
Total Contracts Value	Total Prime P / T / D	Total IBE P / T / D	Total IBE %	Payments Score (Total IBE Payments) B	Total Number of Workers	Total Hours Worked	Caucasian Hours	Total Minority Hours	Total Women Hours	Workforce Score (Total Hours Worked) N/A	Caucasian %	Minority %	Women %	Ethnicity Score (Total Participation) N/A
\$1,721,688.26	\$1,266,863.25	\$454,825.01	26.42%		0	0.00	0.00	0.00	0.00		0.00%	0.00%	0.00%	

T-668A TRUMBULL 2 New Jersey - SFB Replacement Project														
Payments Summary					Workforce Hours Summary 21.57%						Ethnicity Participation Summary			
Total Contracts Value	Total Prime P / T / D	Total IBE P / T / D	Total IBE %	Payments Score (Total IBE Payments)	Total Number of Workers	Total Hours Worked	Caucasian Hours	Total Minority Hours	Total Women Hours	Workforce Score (Total Hours Worked)	Caucasian %	Minority %	Women %	Ethnicity Score (Total Participation)
\$-	\$-	\$-	0.00%		N/A	1,729	666,190.74	539,434.44	126,756.30		16,967.50	B+	80.97%	

T-668A TRUMBULL 1 Pennsylvania SFB Bridge Replacement Project														
Payments Summary					Workforce Hours Summary 18.76%						Ethnicity Participation Summary			
Total Contracts Value	Total Prime P / T / D	Total IBE P / T / D	Total IBE %	Payments Score (Total IBE Payments) C	Total Number of Workers	Total Hours Worked	Caucasian Hours	Total Minority Hours	Total Women Hours	Workforce Score (Total Hours Worked) B	Caucasian %	Minority %	Women %	Ethnicity Score (Total Participation) A
\$437,608,416.90	\$361,963,552.65	\$75,644,864.25	17.29%		1,953	841,284.08	709,643.76	131,640.32	26,191.25		84.35%	15.65%	3.11%	

Delaware River Joint Toll Bridge Commission

Meeting of October 27, 2025

Completed Construction Projects - Summary's & Scores (IBE Payments, Workforce Hours & Ethnicity Participation)

Date: From 07/01/2014 To 09/30/2025

IBE Payments Legend	
Score Rankings	IBE Commitment Participation
A+	45% & above
A	35% to 44.9%
B+	30% to 34.9%
B	25% to 29.9%
C+	20% to 24.9%
C	15% to 19.9%
D+	10% to 14.9%
D	5% to 9.9%
F	4.9% & below

Total of all Primes Contract Values \$528,284,522.36

Total Payments to all Primes \$423,474,358.48

Total Payments to all IBEs \$104,810,163.88

IBE Target 25.00%

IBE Actual 19.84%

Workforce Utilization Legend		
Score Rankings	Workforce Commitment Participation	Ethnicity & Gender Participation
A+	30% & above	25% & above
A	25% to 29.9%	15% to 24.9%
B+	20% to 24.9%	over 15%
B	15% to 19.9%	10% to 14.9%
C+	10% to 14.9%	over 10%
C	10% to 14.9%	7.5% to 9.9%
D+	5% to 9.9%	over 7.5%
D	5% to 9.9%	5% to 7.4%
F	4.9% & below	4.9% & below

T-705A SPARWICK - I-78 Toll Plaza Bumper Block Replacement														
Payments Summary					Workforce Hours Summary 0.00%						Ethnicity Participation Summary			
Total Contracts Value	Total Prime P / T / D	Total IBE P / T / D	Total IBE %	Payments Score (Total IBE Payments) A+	Total Number of Workers	Total Hours Worked	Caucasian Hours	Total Minority Hours	Total Women Hours	Workforce Score (Total Hours Worked) N/A	Caucasian %	Minority %	Women %	Ethnicity Score (Total Participation) N/A
\$160,006.00	\$-	\$160,006.00	100.00%		0	0.00	0.00	0.00	0.00		0.00%	0.00%	0.00%	

T-707A Bracy Commission Administration Building at SFB & Adaptive Reuse of the 1799 Building														
Payments Summary					Workforce Hours Summary 12.32%						Ethnicity Participation Summary			
Total Contracts Value	Total Prime P / T / D	Total IBE P / T / D	Total IBE %	Payments Score (Total IBE Payments) C+	Total Number of Workers	Total Hours Worked	Caucasian Hours	Total Minority Hours	Total Women Hours	Workforce Score (Total Hours Worked) C	Caucasian %	Minority %	Women %	Ethnicity Score (Total Participation) B
\$21,468,985.71	\$17,086,817.88	\$4,382,167.83	20.41%		435	80,061.86	70,408.20	9,653.66	209.00		87.94%	12.06%	0.26%	

T-708A Allied Painting New Hope-Lambertville Toll Bridge Floor System Rehabilitation -Facility Administration Building														
Payments Summary					Workforce Hours Summary 64.86%						Ethnicity Participation Summary			
Total Contracts Value	Total Prime P / T / D	Total IBE P / T / D	Total IBE %	Payments Score (Total IBE Payments) D+	Total Number of Workers	Total Hours Worked	Caucasian Hours	Total Minority Hours	Total Women Hours	Workforce Score (Total Hours Worked) A+	Caucasian %	Minority %	Women %	Ethnicity Score (Total Participation) A+
\$1,546,100.00	\$1,375,155.72	\$170,944.28	11.06%		26	5,244.00	1,842.50	3,401.50	0.00		35.14%	64.86%	0.00%	

T-711AR BRACY - Easton Phillipsburg Toll Bridge Salt Storage Building														
Payments Summary					Workforce Hours Summary 15.61%						Ethnicity Participation Summary			
Total Contracts Value	Total Prime P / T / D	Total IBE P / T / D	Total IBE %	Payments Score (Total IBE Payments) F	Total Number of Workers	Total Hours Worked	Caucasian Hours	Total Minority Hours	Total Women Hours	Workforce Score (Total Hours Worked) B	Caucasian %	Minority %	Women %	Ethnicity Score (Total Participation) A
\$1,666,931.06	\$1,648,203.12	\$18,727.94	1.12%		77	5,669.75	4,784.50	885.25	0.00		84.39%	15.61%	0.00%	

T-717A BRACY Milford-Montague Toll Bridge Salt Storage Building														
Payments Summary					Workforce Hours Summary 7.70%						Ethnicity Participation Summary			
Total Contracts Value	Total Prime P / T / D	Total IBE P / T / D	Total IBE %	Payments Score (Total IBE Payments) D	Total Number of Workers	Total Hours Worked	Caucasian Hours	Total Minority Hours	Total Women Hours	Workforce Score (Total Hours Worked) D	Caucasian %	Minority %	Women %	Ethnicity Score (Total Participation) C
\$1,232,810.45	\$1,162,221.49	\$70,588.96	5.73%		43	3,227.00	2,978.50	248.50	0.00		92.30%	7.70%	0.00%	

T-719A ROAD-CON Delaware Water Gap Toll Bridge Facility Westbound Toll Plaza Roadway and NJ Approach Repairs.														
Payments Summary					Workforce Hours Summary 23.68%						Ethnicity Participation Summary			
Total Contracts Value	Total Prime P / T / D	Total IBE P / T / D	Total IBE %	Payments Score (Total IBE Payments) C	Total Number of Workers	Total Hours Worked	Caucasian Hours	Total Minority Hours	Total Women Hours	Workforce Score (Total Hours Worked) B+	Caucasian %	Minority %	Women %	Ethnicity Score (Total Participation) A
\$3,554,825.27	\$2,944,773.45	\$610,051.82	17.16%		123	9,822.57	7,915.77	1,906.80	419.50	80.59%	19.41%	4.27%		

T-730A BRACY Southern Operations & Maintenance Facilities Improvements Trenton Morrisville Salt Operations														
Payments Summary					Workforce Hours Summary 6.85%						Ethnicity Participation Summary			
Total Contracts Value	Total Prime P / T / D	Total IBE P / T / D	Total IBE %	Payments Score (Total IBE Payments)	Total Number of Workers	Total Hours Worked	Caucasian Hours	Total Minority Hours	Total Women Hours	Workforce Score (Total Hours Worked)	Caucasian %	Minority %	Women %	Ethnicity Score (Total Participation)
\$3,234,621.97	\$2,784,596.08	\$450,025.89	13.91%	D+	57	5,831.08	5,471.58	359.50	40.00	D	93.83%	6.17%	0.69%	D

Delaware River Joint Toll Bridge Commission

Meeting of October 27, 2025

Completed Construction Projects - Summary's & Scores (IBE Payments, Workforce Hours & Ethnicity Participation)

Date: From 07/01/2014 To 09/30/2025

IBE Payments Legend	
Score Rankings	IBE Commitment Participation
A+	45% & above
A	35% to 44.9%
B+	30% to 34.9%
B	25% to 29.9%
C+	20% to 24.9%
C	15% to 19.9%
D+	10% to 14.9%
D	5% to 9.9%
F	4.9% & below

Total of all Primes Contract Values \$528,284,522.36

Total Payments to all Primes \$423,474,358.48

Total Payments to all IBEs \$104,810,163.88

IBE Target 25.00%

IBE Actual 19.84%

Workforce Utilization Legend		
Score Rankings	Workforce Commitment Participation	Ethnicity & Gender Participation
A+	30% & above	25% & above
A	25% to 29.9%	15% to 24.9%
B+	20% to 24.9%	over 15%
B	15% to 19.9%	10% to 14.9%
C+	10% to 14.9%	over 10%
C	10% to 14.9%	7.5% to 9.9%
D+	5% to 9.9%	over 7.5%
D	5% to 9.9%	5% to 7.4%
F	4.9% & below	4.9% & below

T-746A ROAD-CON, INC. / Trenton Morrisville TB Roadway repaving and Deck Sealing Improvements														
Payments Summary					Workforce Hours Summary 25.00%						Ethnicity Participation Summary			
Total Contracts Value	Total Prime P / T / D	Total IBE P / T / D	Total IBE %	Payments Score (Total IBE Payments)	Total Number of Workers	Total Hours Worked	Caucasian Hours	Total Minority Hours	Total Women Hours	Workforce Score (Total Hours Worked)	Caucasian %	Minority %	Women %	Ethnicity Score (Total Participation)
\$-	\$-	\$-	0.00%		N/A	5	64.00	48.00	16.00		0.00	A	75.00%	

TS-639B MOUNT CONSTRUCTION - Lower Trenton TSB Approach Roadways Improvements														
Payments Summary					Workforce Hours Summary 0.00%						Ethnicity Participation Summary			
Total Contracts Value	Total Prime P / T / D	Total IBE P / T / D	Total IBE %	Payments Score (Total IBE Payments) A+	Total Number of Workers	Total Hours Worked	Caucasian Hours	Total Minority Hours	Total Women Hours	Workforce Score (Total Hours Worked) N/A	Caucasian %	Minority %	Women %	Ethnicity Score (Total Participation) N/A
\$2,090,794.00	\$-	\$2,090,794.00	100.00%		0	0.00	0.00	0.00	0.00		0.00%	0.00%	0.00%	

TS-650A ROAD-CON - RIVERTON BELVIDERE TSB														
Payments Summary					Workforce Hours Summary 0.00%						Ethnicity Participation Summary			
Total Contracts Value	Total Prime P / T / D	Total IBE P / T / D	Total IBE %	Payments Score (Total IBE Payments) F	Total Number of Workers	Total Hours Worked	Caucasian Hours	Total Minority Hours	Total Women Hours	Workforce Score (Total Hours Worked) N/A	Caucasian %	Minority %	Women %	Ethnicity Score (Total Participation) N/A
\$652,738.50	\$624,391.02	\$28,347.48	4.34%		0	0.00	0.00	0.00	0.00	0.00%	0.00%	0.00%		

TS-677A SPARWICK - SF TSB Interim Deck Repairs on I-95														
Payments Summary					Workforce Hours Summary 13.62%						Ethnicity Participation Summary			
Total Contracts Value	Total Prime P / T / D	Total IBE P / T / D	Total IBE %	Payments Score (Total IBE Payments) A+	Total Number of Workers	Total Hours Worked	Caucasian Hours	Total Minority Hours	Total Women Hours	Workforce Score (Total Hours Worked) C	Caucasian %	Minority %	Women %	Ethnicity Score (Total Participation) B
\$999,656.00	\$-	\$999,656.00	100.00%		8	580.00	501.00	79.00	0.00		86.38%	13.62%	0.00%	

TS-687A CARR & DUFF - Lower Trenton Toll Supported Bridge Replacement of Sign Lighting Elements														
Payments Summary					Workforce Hours Summary 1.50%						Ethnicity Participation Summary			
Total Contracts Value	Total Prime P / T / D	Total IBE P / T / D	Total IBE %	Payments Score (Total IBE Payments)	Total Number of Workers	Total Hours Worked	Caucasian Hours	Total Minority Hours	Total Women Hours	Workforce Score (Total Hours Worked)	Caucasian %	Minority %	Women %	Ethnicity Score (Total Participation)
\$647,000.00	\$483,367.42	\$163,632.58	25.29%	B	14	2,734.00	2,693.00	41.00	0.00	F	98.50%	1.50%	0.00%	F

TS-699A CARR & DUFF LOWER TRENTON TSB APPROACH TRAFFIC SIGNAL EQUIPMENT UPGRADES														
Payments Summary					Workforce Hours Summary 28.52%						Ethnicity Participation Summary			
Total Contracts Value	Total Prime P / T / D	Total IBE P / T / D	Total IBE %	Payments Score (Total IBE Payments) A	Total Number of Workers	Total Hours Worked	Caucasian Hours	Total Minority Hours	Total Women Hours	Workforce Score (Total Hours Worked) A	Caucasian %	Minority %	Women %	Ethnicity Score (Total Participation) A+
\$161,150.32	\$99,981.32	\$61,169.00	37.96%		11	433.00	309.50	123.50	0.00		71.48%	28.52%	0.00%	

TTS-723A J FLETCHER CREAMER On Call Beam Guide Rail & Attenuator Replacement														
Payments Summary					Workforce Hours Summary 38.70%						Ethnicity Participation Summary			
Total Contracts Value	Total Prime P / T / D	Total IBE P / T / D	Total IBE %	Payments Score (Total IBE Payments)	Total Number of Workers	Total Hours Worked	Caucasian Hours	Total Minority Hours	Total Women Hours	Workforce Score (Total Hours Worked)	Caucasian %	Minority %	Women %	Ethnicity Score (Total Participation)
\$954,657.60	\$840,828.07	\$113,829.53	11.92%		D+	55	2,315.50	1,419.50	896.00		0.00	A+	61.30%	

Delaware River Joint Toll Bridge Commission
Meeting of October 27, 2025

Completed Construction Projects - Summary's & Scores (IBE Payments, Workforce Hours & Ethnicity Participation)

Date: From 07/01/2014 To 09/30/2025

IBE Payments Legend	
Score Rankings	IBE Commitment Participation
A+	45% & above
A	35% to 44.9%
B+	30% to 34.9%
B	25% to 29.9%
C+	20% to 24.9%
C	15% to 19.9%
D+	10% to 14.9%
D	5% to 9.9%
F	4.9% & below

Total of all Primes Contract Values \$528,284,522.36

Total Payments to all Primes \$423,474,358.48

Total Payments to all IBEs \$104,810,163.88

IBE Target 25.00%

IBE Actual 19.84%

Workforce Utilization Legend		
Score Rankings	Workforce Commitment Participation	Ethnicity & Gender Participation
A+	30% & above	25% & above
A	25% to 29.9%	15% to 24.9%
B+	20% to 24.9%	over 15%
B	15% to 19.9%	10% to 14.9%
C+	10% to 14.9%	over 10%
C	10% to 14.9%	7.5% to 9.9%
D+	5% to 9.9%	over 7.5%
D	5% to 9.9%	5% to 7.4%
F	4.9% & below	4.9% & below

TTS-736A RCC BUILDERS & DEVELOPERS (IBE) / JOC for Building and Facility Work North Region														
Payments Summary					Workforce Hours Summary 48.50%						Ethnicity Participation Summary			
Total Contracts Value	Total Prime P / T / D	Total IBE P / T / D	Total IBE %	Payments Score (Total IBE Payments) A+	Total Number of Workers	Total Hours Worked	Caucasian Hours	Total Minority Hours	Total Women Hours	Workforce Score (Total Hours Worked) A+	Caucasian %	Minority %	Women %	Ethnicity Score (Total Participation) A+
\$68,665.26	\$-	\$68,665.26	100.00%		2	334.00	172.00	162.00	0.00		51.50%	48.50%	0.00%	

TTS-737A RCC BUILDERS & DEVELOPERS (IBE) - Job Order Contracting for Building & Facility Work SOUTH REGION														
Payments Summary					Workforce Hours Summary 19.88%						Ethnicity Participation Summary			
Total Contracts Value	Total Prime P / T / D	Total IBE P / T / D	Total IBE %	Payments Score (Total IBE Payments) A+	Total Number of Workers	Total Hours Worked	Caucasian Hours	Total Minority Hours	Total Women Hours	Workforce Score (Total Hours Worked) B	Caucasian %	Minority %	Women %	Ethnicity Score (Total Participation) A
\$1,163,694.08	\$-	\$1,163,694.08	100.00%		35	1,002.26	807.50	194.76	4.50		80.57%	19.43%	0.45%	

Delaware River Joint Toll Bridge Commission

Meeting of October 27, 2025

Completed Professional Services Projects Payments Detail Report

Date: From 07/01/2014 To 09/30/2025

IBE Payments Legend	
Score Rankings	IBE Commitment Participation
A+	45% & above
A	35% to 44.9%
B+	30% to 34.9%
B	25% to 29.9%
C+	20% to 24.9%
C	15% to 19.9%
D+	10% to 14.9%
D	5% to 9.9%
F	4.9% & below

Summary	Contract Value	Prime P / T / D	IBE P / T / D	IBE Actual	Score
Professional and Construction Projects Totals	\$583,976,762.65	\$462,414,430.97	\$121,562,331.68	20.82%	C+
Professional Services Projects Totals	\$55,692,240.29	\$38,940,072.49	\$16,752,167.80	30.08%	B+

Prime Consultants	IBE Firm	Project Title	Contract Value	Prime P / T / D	IBE P / T / D	IBE Actual	Score
Burns Engineering, Inc.		C-508A BURNS - I-78 Maintenance Garage Expansion	\$717,042.74	\$411,246.80	\$305,795.94	42.65%	A
Gannett Fleming Inc. - Camp Hill, PA		C-644A GANNETT - I-78 Bridges & Approach Slab Rehabilitation	\$600,565.63	\$557,640.16	\$42,925.47	7.15%	D
Ammann & Whitney		C-650A AMMANN - Riverton / Belvidere TSB Critical Member Strengthening - Design	\$451,072.33	\$414,724.53	\$36,347.80	8.06%	D
Joseph Jingoli & Son, Inc.		C-657A JINGOLI - TOA / Building Construction Management Services - PA Assignment Level 3 Toll Bridge Facilities Energy Contract	\$297,447.96	\$284,067.96	\$13,380.00	4.50%	F
McCormick Taylor, Inc.		C-662A McCORMICK - SFB Replacement Public Involvement Services	\$1,579,419.61	\$1,196,433.77	\$382,985.84	24.25%	C+
Pennoni Associates Inc		C-663A PENNONI - SFB Replacement Project Traffic Engineering Services Pre-construction Traffic Study	\$237,424.67	\$118,877.43	\$118,547.24	49.93%	A+
Cherry, Weber & Associates, P.C.		C-684A-1/2 Van Cleef Engineering Associates, LLC - formally - CHERRY WEBER ENG.-General Engineering Services 2015-2018 Annual Inspections for contract C-684A-1	\$1,222,340.65	\$929,982.50	\$292,358.15	23.92%	C+
Johnson, Mirmiran and Thompson, Inc.		C-696A JMT - TOA / Engineering Services - PA Assignment	\$436,347.22	\$343,504.80	\$92,842.42	21.28%	C+
Rummel, Klepper and Kahl, LLP		C-701A RK&K - TOA / Engineering Services for Electronic Toll Collection Systems	\$461,812.98	\$370,348.83	\$91,464.15	19.81%	C
IH Engineers, P.C. (IBE Prime)	MBE	C-702B IH ENGS (IBE)- STRUCTURAL / CIVIL TASK ORDER AGREEMENT - NJ ASSIGNMENT	\$863,109.07	\$-	\$863,109.07	100.00%	A+
Urban Engineers, Inc.		C-703A URBAN - TOA / Construction Management Services for PA Assignment	\$445,990.62	\$356,313.87	\$89,676.75	20.11%	C+
USA Architects (IBE Prime)	SBE	C-707A USA - Commission Administration Building at Scudder Falls	\$1,376,354.11	\$9,298.69	\$1,367,055.42	99.32%	A+
Pennoni Associates Inc		C-715A PENNONI ASSOCIATES INC -Structural/Civil Task Order Agreement - PA Assignment	\$826,516.45	\$628,207.80	\$198,308.65	23.99%	C+
KS Engineers, P.C. (IBE Prime)	MBE	C-733A KS ENGINEERS, P.C. - CONSTRUCTION MANAGEMENT SERVICES TASK ORDER AGREEMENT FOR PROFESSIONAL ENGINEERING SERVICES	\$459,522.55	\$-	\$459,522.55	100.00%	A+
Pickering, Corts & Summerson, Inc. (IBE Prime)	SBE	C-757A PICKERING, CORTS & SUMMERSON -- SBE - PROFESSIONAL ENGINEERING SERVICES FOR THE GENENRAL ENGINEERING SERVICES 2021-2021 ANNUAL INSPECTION	\$531,101.62	\$-	\$531,101.62	100.00%	A+
Jacobs Engineering Group Inc.		CI-566A JACOBS - Portland / Columbia Toll Bridge Approach Roadways Improvements	\$476,991.53	\$332,518.42	\$144,473.11	30.29%	B+
Jacobs Engineering Group Inc.		CI-665A JACOBS - SFB Replacement Project Engineering Services for PA Noise Walls Construction	\$626,933.76	\$582,167.71	\$44,766.05	7.14%	D
TRC Engineers		CI-671A TRC - SFB Replacement Project Engineering Services for PA Approach Improvements	\$4,191,312.55	\$2,789,756.02	\$1,401,556.53	33.44%	B+
WSP/PARSONS BRINCKERHOFF,INC		CI-672A PARSONS (WSP) - SFB Replacement Project Engineering Services for Main River Bridge Replacement	\$5,398,968.46	\$4,000,670.37	\$1,398,298.09	25.90%	B
Gannett Fleming Inc. - Camp Hill, PA		CI-673A GANNETT - SFB Replacement Project Engineering Services for NJ Approach Construction	\$6,084,459.84	\$4,151,515.64	\$1,932,944.20	31.77%	B+
STV Inc. - Trenton, NJ		CM-508A STV - I-78 Maintenance Garage Expansion Engineering Services for Construction Management	\$582,335.21	\$537,483.42	\$44,851.79	7.70%	D
Greenman-Pedersen, Inc.		CM-644A GPI - I-78 Bridges and Approach Slabs Rehabilitation Construction Management / Inspection Services	\$1,429,603.53	\$1,162,668.81	\$266,934.72	18.67%	C
Greenman-Pedersen, Inc.		CM-664A GPI - SFB Replacement Project PA Noise Walls Construction Management Services	\$849,622.00	\$712,137.11	\$137,484.89	16.18%	C

*Met or Exceeded the Target

*Did Not Meet the Target

*P/T/D = Paid To Date

Delaware River Joint Toll Bridge Commission
Meeting of October 27, 2025

Completed Professional Services Projects Payments Detail Report

Date: From 07/01/2014 To 09/30/2025

IBE Payments Legend	
Score Rankings	IBE Commitment Participation
A+	45% & above
A	35% to 44.9%
B+	30% to 34.9%
B	25% to 29.9%
C+	20% to 24.9%
C	15% to 19.9%
D+	10% to 14.9%
D	5% to 9.9%
F	4.9% & below

Prime Consultants	IBE Firm	Project Title	Contract Value	Prime P / T / D	IBE P / T / D	IBE Actual	Score
Hill International, Inc. - Philadelphia, PA		CM-669A HILL - SFB Replacement Project Construction Management Services	\$25,015,064.91	\$18,555,377.52	\$6,459,687.39	25.82%	B
Joseph Jingoli & Son, Inc.		CM-707A JINGOLI - Commission Administration Building at Scudder Falls - Construction Management Services	\$530,880.29	\$495,130.33	\$35,749.96	6.73%	D

*Met or Exceeded the Target

*Did Not Meet the Target

*P/T/D = Paid To Date

**Delaware River Joint Toll Bridge Commission
Meeting of October 27, 2025**

MINORITY, WOMEN AND SMALL BUSINESS ENTERPRISE PROGRAM

The Delaware River Joint Toll Bridge Commission implemented a one-year Minority Business Enterprise (MBE) pilot program, with a 7% participation goal, and the Women Business Enterprise (WBE) pilot program with a 3% goal. These goals applied to consultants and contractors' participating in the Commission's Capital Program and were effective on September 1, 2008.

At its December 2008 Commission Meeting, the Commission revised the pilot program to specify a 25% Small Business Enterprise (SBE) goal to New Jersey assigned consultant contracts in lieu of the previously specified 7% MBE and 3% WBE goals.

At its December 2010 Commission Meeting, due to the success of the Commission's MWSBE Pilot Program, the Delaware River Joint Toll Bridge Commission adopted a resolution for permanent status of the Minority Business Enterprise (MBE) program, with a 7% participation goal, and the Women Business Enterprise (WBE) program with a 3% goal, and the Small Business Enterprise (SBE) program with a 25% goal. These goals apply to consultants and contractors' participating in the Commission's Capital Program.

The Contract Compliance Department continues to monitor, update and analyze the payments for the MWSBE diversity program.

- | | |
|---|-------------------|
| a) PA Assigned Professional Services Contracts: | 7% MBE and 3% WBE |
| b) No State Assigned Professional Services Contracts: | 7% MBE and 3% WBE |
| c) Capital Plan Construction Contracts: | 7% MBE and 3% WBE |
| d) NJ Assigned Professional Services Contracts: | 25% SBE |

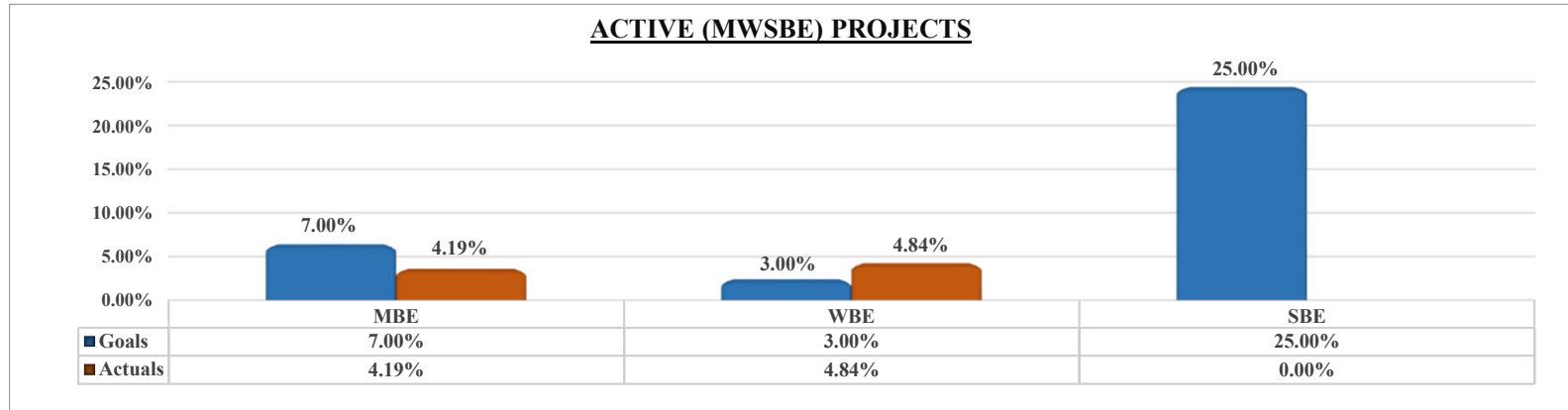
Numerous diversified businesses have benefited and continue to benefit from the Commission's previous M/W/SBE Program. The number of Contracts awarded during the MWSBE Program are as follows:

- | | |
|-----------------------------------|-----|
| ➤ Active Projects: | 1 |
| ➤ Completed Projects: | 76 |
| ➤ Total Capital Program Projects: | 77 |
| ➤ Total Number of Contractors: | 180 |

As of July 1, 2014 projects fall into the status now commonly referred to as **IBE (Identified Business Enterprise)** with a projected target to be or to exceed 25% of the total project award amount.

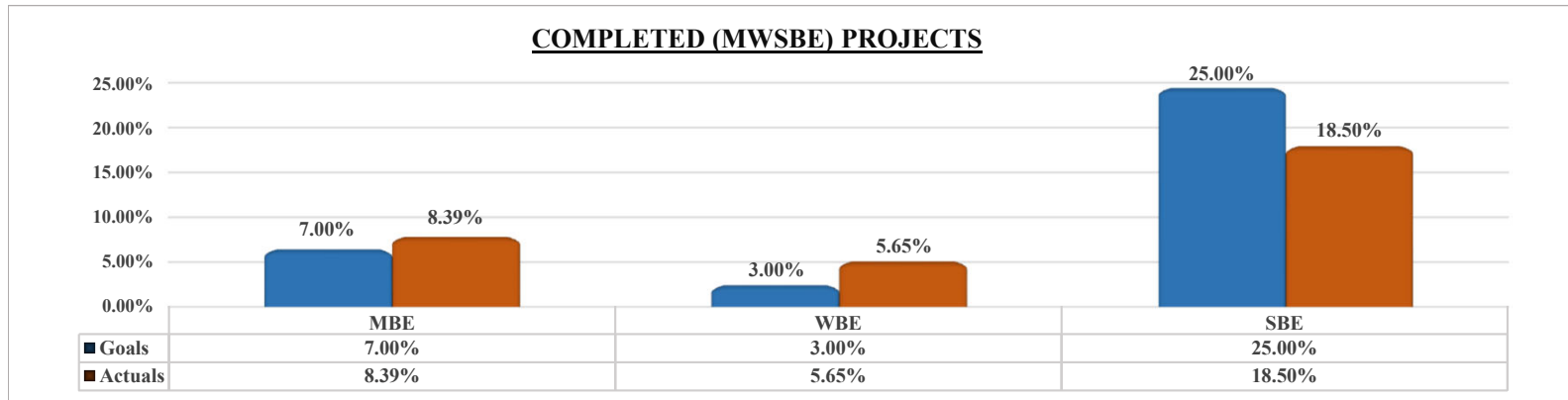
Delaware River Joint Toll Bridge Commission
Meeting of October 27, 2025

ACTIVE and COMPLETED (MWSBE) PROJECTS PAYMENTS



M/WBE Actual Summary Totals \$2,836,555.02	MBE		WBE		SBE Actual Summary Totals \$0.00	SBE	
	ACTUAL	PAYMENTS	ACTUAL	PAYMENTS		ACTUAL	PAYMENTS
	4.19%	\$1,319,428.97	4.84%	\$1,523,797.02		0.00%	\$0.00

PROJECT NO.	CONTRACTOR / CONSULTANT	PROJECT VALUE	TOTAL PAYMENTS TO DATE	MBE GOAL 7%	MBE PAYMENTS	WBE GOAL 3%	WBE PAYMENTS	SBE GOAL 25%	SBE PAYMENTS
C-502A	AECOM Transp.	\$ 34,099,000.00	\$ 31,489,033.37	4.19%	\$ 1,319,428.97	4.84%	\$ 1,523,797.02		\$ -



M/WBE Actual Summary Totals \$141,820,320.30	MBE		WBE		SBE Actual Summary Totals \$18,938,470.71	SBE	
	ACTUAL	PAYMENTS	ACTUAL	PAYMENTS		ACTUAL	PAYMENTS
	8.39%	\$11,903,166.05	5.65%	\$8,008,051.95		18.50%	\$3,502,973.00

The details relative to the Completed Projects data above are available in the following page.

Delaware River Joint Toll Bridge Commission
Meeting of October 27, 2025

**Minority, Women and Small Business Enterprise Payment Reporting for
Completed Contracts**

*Categories highlighted below indicates the Prime has either met or exceeded the target.

PROJECT NO.	CONTRACTOR / CONSULTANT	CONTRACT VALUE	MBE GOAL 7.0 %	MBE PAYMENTS	WBE GOAL 3.0 %	WBE PAYMENTS	SBE GOAL 25.0 %	SBE PAYMENTS
DB-427B	A.P. Construction	\$ 4,356,866.00	10.00%	\$ 435,686.60	7.30%	\$ 318,051.22		
T/TS-573A	A.P. Construction	\$ 7,823,588.00	7.69%	\$ 601,633.92	4.92%	\$ 384,920.53		
T-440BR	A.P. Construction	\$ 4,608,295.33	11.70%	\$ 539,170.55	7.33%	\$ 337,788.05		
TTS-476A-2	A.P. Construction	\$ 3,511,153.06	7.20%	\$ 252,803.02	5.50%	\$ 193,113.42		
T-472A	Allied Painting	\$ 15,595,983.76	9.70%	\$ 1,512,810.42	15.00%	\$ 2,339,397.56		
C-443A	Ammann & Whitney	\$ 770,909.81	10.00%	\$ 77,090.98	14.00%	\$ 107,927.37		
C-445A	Ammann & Whitney	\$ 920,304.08	7.20%	\$ 66,261.89	3.20%	\$ 29,449.73		
C-629B	Michael Baker	\$ 500,000.00					2.79%	\$ 13,937.96
T-474A	Bracy Contracting	\$ 2,660,000.00	6.05%	\$ 160,930.00	2.87%	\$ 76,342.00		
C-474A	Brinjac	\$ 287,603.87	8.00%	\$ 23,008.31	9.00%	\$ 25,884.35		
C-627A	Buchart Horn	\$ 132,374.35						
C-598A	Burns Group	\$ 408,272.00					8.00%	\$ 32,661.76
C-454A	Carroll Engineers	\$ 500,000.00	18.10%	\$ 90,500.00	5.90%	\$ 29,500.00		
C-543A	Cherry Weber	\$ 612,233.00					28.30%	\$ 173,261.94
C-639A	Cherry Weber	\$ 401,455.40	18.10%	\$ 72,663.43	5.90%	\$ 23,685.87		
T-498A	Cornell & Co.	\$ 1,999,015.22	9.30%	\$ 185,908.42	6.30%	\$ 125,937.96		
T-554A	Dayspring Electric	\$ 232,117.66						
C-628A	Dewberry	\$ 474,625.86	9.69%	\$ 46,014.78	13.27%	\$ 62,999.77	9.12%	\$ 43,294.17
C-454B	French & Parello	\$ 500,000.00					17.00%	\$ 85,000.00
C-627B	French & Parello	\$ 276,851.59					5.70%	\$ 28,487.21
C-453A	Gannett Fleming	\$ 1,000,000.00	5.33%	\$ 53,300.00	0.87%	\$ 8,700.00		\$ -
C-598B	Gannett Fleming	\$ 367,353.90					8.95%	\$ 32,878.17
C-566A	Greenman Pedersen	\$ 350,675.02	9.54%	\$ 33,464.64	0.83%	\$ 2,924.37		\$ -
C-599B	Greenman Pedersen	\$ 1,000,000.00					4.00%	\$ 40,000.00
CM-437A	Greenman Pedersen	\$ 2,559,020.59					19.50%	\$ 499,009.02
CM-440B	Greenman Pedersen	\$ 753,336.71					17.64%	\$ 132,888.60
T-441A	H & G Contractors	\$ 1,586,698.00	6.60%	\$ 104,722.07	1.57%	\$ 24,911.16		
C-530A	Hill International	\$ 400,000.00	2.50%	\$ 10,000.00				
CM-427B	Hill International	\$ 629,749.00					13.60%	\$ 85,645.86
CM-447B	Hill International	\$ 973,401.52	4.10%	\$ 39,909.46	2.10%	\$ 20,441.43		
CM-442A	Hill International	\$ 319,826.73					25.14%	\$ 80,404.44
CM-573A	Hill International	\$ 1,038,384.48	6.20%	\$ 64,379.84	5.80%	\$ 60,226.30		
C-629A	Hill International	\$ 147,560.34					13.66%	\$ 40,993.70
T-506A	HRI	\$ 13,727,411.69	7.17%	\$ 984,255.42	2.91%	\$ 399,467.68		
TS-505A	IEW	\$ 661,352.00	55.00%	\$ 363,743.60	8.93%	\$ 59,058.73		
DB-563A	J. Fletcher Creamer	\$ 1,283,717.00	15.00%	\$ 192,557.55	4.00%	\$ 51,348.68		
TTS-634AR	J. Fletcher Creamer	\$ 896,808.00	8.35%	\$ 74,885.53	0.42%	\$ 3,755.75		
T-437A	J.D. Eckman	\$ 24,412,321.90	7.48%	\$ 1,826,041.68	3.04%	\$ 742,134.59		
C-549AR	Jacobs Engineering	\$ 445,549.98	8.02%	\$ 35,745.16	3.11%	\$ 13,866.11		
TS-442A	James A. Anderson	\$ 2,149,268.62	6.30%	\$ 135,403.92	1.30%	\$ 27,940.49		
TS-443A	James A. Anderson	\$ 2,461,975.00			6.10%	\$ 150,180.48		
T-543A	James D. Morrissey	\$ 6,683,640.40	4.80%	\$ 320,814.74	8.64%	\$ 577,466.53		
CM-444A	JMT	\$ 905,196.00	9.50%	\$ 85,993.62	2.80%	\$ 25,345.49		
CM-506A	JMT	\$ 1,459,000.00	7.65%	\$ 111,613.50	2.40%	\$ 35,016.00		
CM-543A	JMT	\$ 752,729.58					30.60%	\$ 230,335.25
C-506A	K.S. Engineers	\$ 1,156,622.33	63.38%	\$ 733,067.23	13.44%	\$ 155,450.04		
TTS-476A-1	Kyle Conti	\$ 4,128,641.00	0.09%	\$ 3,715.78	9.00%	\$ 371,577.69		
C-628B	Louis Berger Group	\$ 781,897.95					9.21%	\$ 92,111.29
DB-562A	M.L. Ruberton	\$ 344,492.68	8.30%	\$ 28,592.89	3.80%	\$ 13,090.72		
T-475A	Miniscalco	\$ 68,229.51	2.25%	\$ 1,535.16	1.20%	\$ 818.75		
TS-445A	Neshaminy Contractors	\$ 6,285,926.10	16.90%	\$ 1,062,321.51	2.70%	\$ 169,720.00		
TS-447B	Neshaminy Contractors	\$ 8,955,586.24	8.60%	\$ 770,180.42	2.58%	\$ 231,054.12		
C-437B	Parsons Brinkerhoff	\$ 2,254,674.00					22.54%	\$ 508,203.52
C-437A	Pennoni Associates	\$ 764,181.39					24.00%	\$ 183,403.53
C-455B	Remington & Vernick	\$ 400,000.00					2.49%	\$ 9,960.00
TS-444A	Road-Con	\$ 7,814,850.68	4.87%	\$ 380,583.23	0.31%	\$ 24,226.04		
T-639A	Road-Con	\$ 3,324,313.00			13.90%	\$ 462,079.51		
C-621A	Rummel, Klepper & Kahl	\$ 487,881.64	9.01%	\$ 43,941.24	3.16%	\$ 15,427.54		
T-624A	Sparwick	\$ 874,601.00	7.60%	\$ 66,469.68	0.75%	\$ 6,559.51		
C-440B	Stantec	\$ 728,011.79	4.75%	\$ 34,580.56	2.80%	\$ 20,384.33		
C-440A	Stantec	\$ 405,011.03	4.80%	\$ 19,440.53	6.60%	\$ 26,730.73		
C-600A	STV	\$ 800,000.00					12.60%	\$ 100,800.00
CM-472A	STV	\$ 1,728,385.40					23.80%	\$ 411,355.73
CM-474A	STV	\$ 291,172.17						
C-538A	STV	\$ 500,000.00	1.25%	\$ 6,250.00	31.20%	\$ 156,000.00		
CM-443A	STV	\$ 204,152.63	16.75%	\$ 34,195.57	11.00%	\$ 22,456.79		
CM-445A	STV	\$ 682,064.44					26.00%	\$ 177,336.75
CM-498A	STV	\$ 571,665.66	12.00%	\$ 68,599.88	2.40%	\$ 13,719.98		
C-453B	T & M Associates	\$ 1,000,000.00					18.90%	\$ 189,000.00
C-07-11	Transystems	\$ 747,493.55					21.05%	\$ 157,347.39
C-447B	Transystems	\$ 666,016.64	8.00%	\$ 53,281.33	2.00%	\$ 13,320.33		
CM-476A	Trumbull	\$ 699,250.00	13.60%	\$ 95,098.00	6.10%	\$ 42,654.25		
C-505A	Urban Engineers	\$ 154,598.70					36.50%	\$ 56,428.53
C-539A	URS Corporation	\$ 265,070.69						

DELAWARE RIVER JOINT TOLL BRIDGE COMMISSION

Meeting of October 27, 2025

**OPERATIONS INDEX
FOR
INFORMATION TECHNOLOGY**

SUBJECT	DESCRIPTION	PAGE NUMBER
Information Technology	Status Report Month of September 2025	1-2





DELAWARE RIVER JOINT TOLL BRIDGE COMMISSION

Meeting of October 2025

Information Technology Department Report Month of September 2025


The following activities under the general heading of Information Technology were recently initiated, accomplished, or performed:

Helpdesk/Deployments:


-  Processed 22 work orders for the month of September.
-  Includes all software support, IT daily tasks, printer and desktop support, Intranet, news and job postings, telephone support, and form design/updates.
-  Includes configuration and deployment of desktops, laptops, and cell phones.
-  Includes MUNIS, ADP, Maximo, ESS CAD/RMS, and other Enterprise Software updates and maintenance, and EZ-Pass support.

Projects:


CAD/RMS Implementation:

-  All desktops have been deployed.


PSBS Mobile Data Terminal Deployment:

-  We are currently configuring and deploying Mobile Data Terminals to the various Commission patrol vehicles.


Security, Upgrades, and Migration Initiative:

-  We continue to roll out Windows 11 and will continue through October/November.


Network Upgrades:

-  We have deployed new network equipment at several sites and will continue to do so through the end of the year.

Telephone System Upgrades:

-  We are in the process of upgrading our telephone desktop sets over the next several months.


Maximo Upgrade:

-  We have started planning a new project to start an upgrade to the next version of Maximo; our Asset Management system.

DELAWARE RIVER JOINT TOLL BRIDGE COMMISSION

Meeting of October 2025

Meetings Attended:

-  **Every Monday: IAG Tech Committee Call:** General IAG Tech Committee discussion and status. Nothing to report.

**DELAWARE RIVER JOINT TOLL BRIDGE
COMMISSION
Meeting of October 27, 2025**

OPERATIONS

INDEX FOR

TRAINING AND EMPLOYEE SAFETY

SUBJECT	DESCRIPTION	PAGE NUMBER
Training & Employee Safety	Status Report Month of September 2025	1 of 3

DELAWARE RIVER JOINT TOLL BRIDGE COMMISSION

TRAINING AND EMPLOYEE SAFETY DEPARTMENT
MONTH OF AUGUST 2025

The activities delineated below represent meetings, communications, tasks, and/or accomplishments of the Training and Employee Safety Department for the Month of September 2025

- 09/02: TES/Maintenance personnel perform pre-training requisite for DelDot Forum
- 09/03: Facilitated CPR/AED Certification Training @ I 78 for (8) employees
- 09/04: Attended the Monthly Staff Meeting to report TES Activities
- 09/04: Coordinated online TCC Refresher Training for (3) maintenance employees
- 09/04: Conducted AED checks/inventoried supplies at SR Toll Supported Shelters
- 09/05: Met with TES personnel to discuss logistics of upcoming Supervisors Training
- 09/08: Coordinated Behind the Wheel CDL Training got MW's Cannon/Storms
- 09/09: Facilitated Work Zone Safety Aware Training for (14) employees in each region
- 09/10: Met w/ResponseWorks instructors to address concerns prior to upcoming training
- 09/11: Scheduled ESS Dept. member (Mang) for CDL Theory Class @ Somerset Co.
- 09/15: ACs facilitated 1st day of Session 1 of the Basic Supervisors Course @ NHL
- 09/16: TES Members attended the Regional Operations Leadership Forum in Dover, DE
- 09/16: ACs facilitated 2nd day of Session 1 of the Basic Supervisors Course @ NHL
- 09/17: TES Members attend Day #2 of the Leadership Forum in Dover, De
- 09/17: ACs facilitated 3rd day of Session 1 of the Basic Supervisors Course @ NHL
- 09/18: Final day of the Leadership Forum Workshop for TES personnel in Dover, De
- 09/18: ACs facilitated 4th day of Session 1 of the Basic Supervisors Course @ NHL
- 09/22: ACs facilitated 1st day of Session 2 of the Basic Supervisors Course @ NHL
- 09/23: ACs facilitated 2nd day of Session 2 of the Basic Supervisors Course @ NHL
- 09/24: ACs facilitated 3rd day of Session 2 of the Basic Supervisors Course @ NHL

- 09/25: ACs facilitated 4th day of Session 2 of the Basic Supervisors Course @ NHL
- 09/25: Facilitated the Workplace Safety Committee Mtg @ Scudder Falls
- 09/26: Assisted w/ (2) sessions of “Preventing Workplace Harassment” Training @ SF
- 09/26: Conducted Stormwater Management Training @ MM
- 09/29: ACs facilitated 1st day of Session 3 of the Basic Supervisors Course @ NHL
- 09/30: Inspected AED’s/inventoried supplies at CR Bridges
- 09/30: ACs facilitated 2nd day of Session 3 of the Basic Supervisors Course @ NHL

DELAWARE RIVER JOINT TOLL BRIDGE COMMISSION

Meeting of October 27, 2025

COMMUNICATIONS

The following Pages reflect the reports on those items assigned to the Communications Department. Each item is reported separately and page numbered accordingly.

DELAWARE RIVER JOINT TOLL BRIDGE COMMISSION
Meeting of October 27, 2025

OPERATIONS INDEX
FOR
COMMUNICATIONS

SUBJECT	DESCRIPTION	PAGE NUMBER
Communications	Status Report Month of September 2025	1-4

DELAWARE RIVER JOINT TOLL BRIDGE COMMISSION

Meeting of October 27, 2025

COMMUNICATIONS REPORT

September 2025

- **COMMISSION AWARENESS EFFORTS:**

2024 Annual Report – Participated in online meetings/conference calls to discuss design, photo swaps, edits, and other changes regarding design of the annual report and various submitted draft versions. Retrieved replacement photographs where needed. Uploaded final completed report to the website and posted on the Commission’s website. Report cover was converted to JPG file before being uploaded and posted on the website. Compiled final photo/graphics credits information and forwarded to layout artist via Bellevue.

New Webpage – 2026 Toll Adjustments Comments, Hearings, and Approval Process -- With assistance from the finance department and Myron Mariano of website consulting firm Stokes Creative Group, we established a new webpage for the public comment process regarding the proposed toll changes for 2026. The page includes links to the proposed 2026 toll rates, an online comment form, and the section of page concerning toll hearing registration. Other content includes an outline of the public comment and toll review process, a listing of key dates in the toll approval process, an explanation of the toll comment process, and toll hearing registration form links and teleconferencing phone numbers and access codes. Links to the public notice, the proposed toll rate changes, and the Commission’s service-jurisdiction map also are posted. A row of additional background info includes comparisons of DRJTBC toll rates to other toll agencies and an explanation of the Commission’s legal authority to charge and collect tolls. A list of frequently asked questions (FAQs) and other related documents and links is provided at the bottom of the new webpage.

Proposed 2026 Toll Adjustment Hearings Preparations and Press Releases – Engaged in a series of preparation activities for the public comment process on the proposed toll rate changes for implementation on a yet-to-be-determined date in 2026. Issued press release announcing a 30-day comment period on the proposed toll rates and another press release on the scheduling of three virtual toll hearings. Made a comprehensive update of the Commission’s toll hearing policy for review by the Executive Director and legal counsel prior to consideration and action by the Commissioners; incorporates changes into a single document. Worked with Alex Styer of Bellevue Communications to schedule hearings through the Zoom meetings app. Reviewed online registration form for placement on the Commission website. Worked with Myron Mariano of Stokes Creative Group to ensure toll comment form functionality on the webpage listing the proposed 2026 toll rates and the webpage providing information about the comments, hearings, review, and the adoption/modification/rejection process. Drafted, vetted, and scheduled publication of a detailed legal notice on the toll review process, the public comment period, and early-October hearings; notice appeared in daily newspapers that public Commission meeting notices as per Commission policy. Posted Facebook items on the toll-comment-related press releases. Initiated work on Executive Director’s PowerPoint presentation.

Uhlerstown-Frenchtown Bridge Rehabilitation Project – Updated the project webpage to reflect the opening of the bridge’s new pedestrian walkway – a significant project milestone. Updated the two-week lookahead on the project webpage on a weekly basis.

DELAWARE RIVER JOINT TOLL BRIDGE COMMISSION
Meeting of October 27, 2025

Hot Topics - headlines:

DRJTBC opens public comment on 2026 toll hike proposal, schedules public hearings; State officials seek comments on proposal to increase tolls; Want to weigh in on toll hikes proposed for Delaware River bridges? Here's how;; Delaware River Joint Toll Bridge Commission to hold online hearings on proposed 2026 toll increases; public comment period opens on proposed 2026 toll adjustments for Delaware River bridge; NJ-bound traffic to be detoured off New Hope-Lambertville Toll-Supported Bridge amid road work; New Hope-Lambertville Bridge to close to NJ-bound traffic on weekdays for two weeks; Easton-Phillipsburg 'free bridge' to see lane reductions Sept. 10 for lighting work; PA State Police enforcement at New Hope-Lambertville Toll Bridge nets citations, warnings; State Police crackdown on speeding, truck violations at Route 202 bridge; Scudder Falls Bridge closing walkway for 3 months; Public comment open on proposed toll hikes for Delaware River bridges; Road and bridge work to impact traffic in central and upper Bucks County; New Hope-Lambertville Bridge scheduled to close to NJ bound traffic; Bridge Commission schedules three remote hearings on proposed toll adjustments for 2026; Closed this week: New Hope-Lambertville Bridge to New Jersey; New Hope-Lambertville Bridge to close in one direction – how to get around it; New Hope-Lambertville bridge closes to NJ-bound traffic for two weeks; Delaware Water Gap toll bridge to have single-lane travel Sept. 23 for maintenance; Daytime detours set for New Jersey-bound traffic at New Hope-Lambertville Bridge; Portland-Columbia Toll Bridge to have single-lane restriction Sept. 10 for maintenance; Walk your bike lolzzz They really mean it (YouTube short – Breakaway B).

- **WEBSITE:**

Work with Commissioner Walter Orcutt to finalize and post his bio on the Commission website; posted 8 travel alerts for various Commission bridge locations during September; posted various scroll travel warnings and pop-up messages; a notable alert and scroll during the month was a head-on fatal crash (off Commission property) near the end of the Commission's Trenton-Morrisville Toll Bridge jurisdiction –the crash shut down Route 1 in both directions for several hours; with assistance from Stokes CG web consultant Myron Mariano, established dropdown menu item for the 2026 Toll Adjustments Comments, Hearings, and Approval Process webpage; reviewed and posted the September Commission meeting notice; inserted Teams meeting link, teleconferencing info, and meeting agenda onto the Public Access-Commission Meetings webpage for the September 22 Commission meeting; posted June Contract Compliance Report; ;

- **COMMUNITY AFFAIRS** (Please refer to Community Affairs report)

Reviewed draft poster on scheduled closures of Scudder Falls Toll Bridge's Shared-Use Path, edited draft VMS posting.

INTERNAL/EXTERNAL COMMUNICATIONS

- Recorded a total of 20,506 sessions (visits) to Commission's website – www.drjtbc.org – during September 2025 (note: there was a discernible jump in website visits on the Sept. 22 meeting date and the announcement of toll hearings). That's a slight decrease from the 20,681 sessions recorded in August, but a significant increase over the 16,228 sessions tallied in September 2024. Most visited webpages during September were TOLL BY PLATE, current toll rates, career opportunities, toll violations.

DELAWARE RIVER JOINT TOLL BRIDGE COMMISSION

Meeting of October 27, 2025

- Drafted and issued six press releases in September. Topics included the State Police crackdown on speeders and oversized vehicles at the New Hope-Lambertville (Route 202) Toll Bridge, two for weekday detours of NJ-bound traffic at the New Hope-Lambertville Toll-Supported Bridge, the opening of the public comment period on the proposed 2026 toll adjustment, the scheduling of public hearings on the toll adjustment, and weekday closures of the Scudder Falls Toll Bridge's walkway for resurfacing.
- Published a DRJTBC Facebook page post on the State Police crackdown on speeders and oversized vehicles at the New Hope-Lambertville Toll Bridge, where the demolition of the old toll plaza and erection of a highway-speed open-tolling gantry is currently underway. Secured a photo from Pennsylvania State Police to accompany the post, which generated a modest number of shares and – more importantly – helped spread the word for motorists to slow down at that construction area.
- Approved Community Affairs budget change request.
- Attended Greater Lehigh Valley Chamber of Commerce Transportation Committee meeting.
- Re-subscribed to Meltwater media-monitoring/clipping service.
- Responded to website inquiry from a California man researching a 19th century Hunterdon/Mercer counties miller – Amos C. Wilson -- who might have served as a manager of the former New Hope Delaware Bridge Company and its illegal bank. Provided him with as much information and leads as possible.
- Alerted engineering department – W. Michael Cane – to the need of updating scoping meeting listing on the Washington Crossing Bridge Alternatives Analysis webpage.
- Attended a historical slide presentation on New Jersey's former Morris Canal, which had a series of remote connections to the Bridge Commission and its jurisdiction; canal's Delaware River landing point was Phillipsburg, a short distance south of the Northampton Street Bridge.
- Communicated with Lambertville Andrew Novick to include New Hope-Lambertville Bridge's two-week-long NJ detour in the city's weekly newsletter.
- Arranged development of bridge photograph negatives and conversion to digital files.
- Arranged purchase of single-use photograph from media designer Andrew Wilkerson for use in the 2024 annual report; processed use agreement and invoice.
- Visited Mercer Museum Library in Doylestown to find photograph of Bucks County miller Henry Stover for use in 2024 annual report; Stover figured in the development of three 19th century bridge crossings – two of which are now owned by the Commission.
- Drafted VMS message for use at the New Hope-Lambertville Bridge before and during its NJ-bound traffic detour.
- Reviewed Washington Crossing video script and made edits, corrections, and suggestions.
- Attempted to acquire Henry Stover photograph from Bucks County Parks and Recreation.
- Worked with Myron Mariano of Stokes Creative Group to place toll comment form popups and links on the website.
- Reviewed 2021 toll adjustment process materials on the engineering drive.
- Confirmed functionality of tollcomments@djrtbc.org address with the IT department.
- Organized online meeting with Pete Peterson and Alex Styer of Bellevue Communication for special assignment on toll hearing process.
- Provide photographs and video footage for possible use in a potential Washington Crossing video.

DELAWARE RIVER JOINT TOLL BRIDGE COMMISSION

Meeting of October 27, 2025

- Participated in interview by WRNJ news reporter Joyce Estey on the toll adjustment comment period.
- Attended kickoff meeting on the resurfacing of the elevated portions of the Scudder Falls Toll Bridge's shared-use path.
- Alerted Transcom to the September 23 fatal accident and traffic congestion/detours (off Commission property) on the Pennsylvania side of the Trenton-Morrisville Toll Bridge.
- Requested correction of Delaware Valley News article that erroneously stated that the September 23 Route 1 fatal accident occurred on Commission property.
- Visited Bellevue Communications office in Philadelphia and dropped off thumb drive containing information on the 2021 toll hearing process.
- Posted accounting department-generated comparisons of Commission toll rates with that of other toll agencies in or near our service region; converted Excel files to PDFs and uploaded to our website.
- Reviewed Executive Director response letter to Morrisville Borough and formatted the final letter stationery for consistent appearance.
- Photographed bicyclists crossing the Scudder Falls Toll Bridge's Shared-Use Path for purposes of posting a Facebook item on upcoming walkway closures.

DELAWARE RIVER JOINT TOLL BRIDGE COMMISSION

Meeting of October 27, 2025

**OPERATIONS INDEX
FOR
COMMUNITY AFFAIRS**

SUBJECT	DESCRIPTION	PAGE NUMBER
Community Affairs	Status Report Month of September 2025	1-2

Community Affairs Report September 2025

The following Community Affairs activities took place in September of 2025

Uhlerstown-Frenchtown Toll-Supported Bridge Rehabilitation

Attended bi-weekly project meetings. Participated in review of architectural lighting system. Notified construction team of special events being held in the area. (Note: Residents and borough officials were very pleased to have the newly installed walkway completed and open in time for the Labor Day weekend Riverfest.)

New Hope-Lambertville Toll-Supported Bridge Rehabilitation

Provided notice to local officials and community organizations of lane closure and detour while the contractor returns to cable the bridge for electrical system investigation. Responded to question regarding boat traffic restriction during the cabling.

New Hope-Lambertville Toll Bridge AET Conversion

Attended bi-weekly project meetings. Received question from resident in the development on the upstream side of the facility regarding the removal of trees and what screening would be put in its place. There is no set plan for landscaping/screening at this time; will be determined once the all-electronic tolling gantries are in place.

Southern Operations and Maintenance Facilities

Notified neighboring property owners of the Morrisville facility that the contractor would be replacing the fence along the property line. Received subsequent call from neighbor that a small section of the fence had not been completed. Referred to Project Engineer and contractor returned to finish.

Bridge lighting

Programmed monthly shows and updated website with schedule. Shows in September shows include awareness campaigns for childhood cancer, prostate cancer, ovarian cancer/PCOS, aortic disease, World Alzheimer's Day, pulmonary fibrosis and missing and trafficked foster children. Shows scheduled for October include awareness campaigns for domestic violence, breast cancer, metastatic breast cancer, pregnancy and infant loss, optical neuralgia, dysautonomia, 4-H programs, after-school programs, and holidays.

Received a message from the mother, thanking us for the show acknowledging childhood cancer. Her daughter felt special, knowing the lights were on for her and her friends.



DELAWARE RIVER JOINT TOLL BRIDGE COMMISSION
Meeting of October 27, 2025

Scudder Falls Deck Sealing and Shared Used Path Improvements

Attended pre-construction meeting of the SF Toll Deck and Shared Use Path Improvements project. Provided information to Public Safety and Bridge Security Department on the upcoming closure of the shared use path.

Proposed Toll Adjustment Hearings and Public Comments

Received comments submitted for the proposed toll adjustment and started compilation for report. Requested additional information (full name, town of residence) for those comments lacking same.

Various Community Affairs activities

Handled a wide assortment of community affairs tasks during the month, including:

- Received call from neighboring property owner in Morrisville regarding damage to home possibly caused by construction, relayed information to appropriate staff.
- Facilitated neighboring property owner at the Lambertville TSB in accessing to the back of his property, with assistance from New Hope Maintenance staff.
- Assisted with several Use of Facilities requests
- Replied to various emails regarding hanging of banners, musician request to play at NH approach of NHLTSB, questions concerning matters not under Commission jurisdiction referred to appropriate agencies.
- Assisted the Communications Department by proofreading various news releases and communications, and editing/enhancing various images.

DELAWARE RIVER JOINT TOLL BRIDGE COMMISSION

Meeting of October 27, 2025

ENGINEERING

The following Pages reflect the reports on those items assigned to the Engineering Department. Each item is reported separately and page numbered accordingly.

DELAWARE RIVER JOINT TOLL BRIDGE COMMISSION
Meeting of October 27, 2025
PROJECT STATUS REPORT

FACILITY	PM/PAM	CONTRACT DESCRIPTION	PAGE NO.
Trenton-Morrisville Toll Bridge/Langhorne	RJZ/KMS	Southern Operations & Maintenance Facilities Improvements <ul style="list-style-type: none"> Design, C-519A CM/CI Services, CM-519A Construction, T-519A 	1
	HMS/SJB	TM TB ESS Cameras Infrastructure Improvements – NJ Approach <ul style="list-style-type: none"> Design, TOA No. C-803A-1 	2
	EVO/SJB	TM TB Miscellaneous Substructure Spall Repairs <ul style="list-style-type: none"> Design, C-788A-3 	3
	CAS/KMS	TM TB AET & PA Avenue Interchange Design <ul style="list-style-type: none"> Design, C-691A 	3
Lower Trenton Toll-Supported Bridge	SJB/KMS	Lower Trenton TSB Truck Warning System (Pilot) & NJ Bridge Monitor Shelter <ul style="list-style-type: none"> Final Design, TOA No. C-771A-7 	4
Calhoun Street Toll-Supported Bridge	VMF/MEM	Decorative Knee Brace Replacement <ul style="list-style-type: none"> Design, TOA No. C-788A-2 Construction, JOC No. T/TS-787A-005 	5
Scudder Falls Toll Bridge	SJB/KMS	Scudder Falls Bridge Replacement Project <ul style="list-style-type: none"> Final Design, C-660A Construction, T-668A 	6
	SJB/KMS	DMC Services for T-668A Construction of the SFB Project <ul style="list-style-type: none"> Oversight of Final Design, TOA No. C-502A-1M 	6
	EVO/SJB	SF TB Bridge Facility Deck Sealing & Shared-Use Path PPC Overlay Improvements <ul style="list-style-type: none"> Design, TOA No. C-759A-5 CI Services, C-804A-1 Construction, T/TS-785A-005 	7
Washington Crossing Toll-Supported Bridge	WMC/KMS	Washington Crossing Bridge Alternative Analysis <ul style="list-style-type: none"> Preliminary Engineering /Environmental Documentation, C-697A 	9
New Hope-Lambertville Toll-Supported Bridge	MEM/SJB	NH-L TSB Rehabilitation <ul style="list-style-type: none"> Design, C-694A CM/CI Services, CM-694A Construction, TS-694A 	9
New Hope-Lambertville Toll Bridge	CAS/KMS	NH-L TB All Electronic Tolling (AET) Conversion Design <ul style="list-style-type: none"> Design, C-754A 	10
	VMF/CAS	<ul style="list-style-type: none"> CM/CI, Services, CM-754A Construction, T-754A 	11
	MEM/SJB	NH-L TB Pennsylvania Abutment Backwall Reconstruction <ul style="list-style-type: none"> Design, TOA C-769A-3 	12
Centre Bridge-Stockton Toll-Supported Bridge	VMF/MEM	CB-S TSB Bearing and Bridge Seat Rehabilitation <ul style="list-style-type: none"> Design, TOA No. C-769A-2 	13

Facilities are listed South to North

The first set of initials indicate the Project Manager and the second set of initial indicate the Program Manager

Project Manager Legend

WMC – M. Cane
JRB – J. Bowers
HMS – H. Sewekow
CLR – C. Rood
VMF-Vincent Fischer
EVO – E. Van-Otoo

Program Manager Legend

KMS – K. Skeels
SJB – S. Burke
MEM – M. McCandless
CAS – C. Stracciolini
RJZ – R. Zakharia

DELAWARE RIVER JOINT TOLL BRIDGE COMMISSION

Meeting of October 27, 2025 PROJECT STATUS REPORT

FACILITY	PM/PAM	CONTRACT DESCRIPTION	PAGE NO.
Lumberville-Raven Rock Toll-Supported Bridge	HMS/SJB	L-RR TSPB Concept Design for Architectural Lighting & Electronic Surveillance/Detection System Installation <ul style="list-style-type: none"> Final Design, TOA C-803A-2 	14
Uhlerstown-Frenchtown Toll-Supported Bridge	MEM/KMS	Uhlerstown-Frenchtown TSB Rehabilitation <ul style="list-style-type: none"> Design, C-642A CM/CI Services, CM-642A Construction, TS-642A 	14
I-78 Toll Bridge	CLR/SJB	I-78 NJ Roadway Rehab and Power & Communication Infrastructure Upgrades <ul style="list-style-type: none"> Design, C-766A Construction Management/Construction Inspection, CM-766A Construction, T-766A 	16
Easton-Phillipsburg Toll Bridge	HMS/MEM	E-P TB Broad Street Viaduct Sidewalk Replacement <ul style="list-style-type: none"> Design, C-789A-1 	17
Portland-Columbia Toll Bridge	MEM/SJB	NJ Route 46 Overpass Fascia Girder Repairs Inspection & Design <ul style="list-style-type: none"> Design, TOA No. C-788A-8 	17
Delaware Water Gap Toll Bridge	CLR/RJZ	DWG Space Utilization Program Study including New Salt Storage and Equipment Storage Buildings <ul style="list-style-type: none"> Design, TOA No. C-771A-8 	18
Milford-Montague Toll Bridge	MEM/KMS	Structural Analysis and Repairs <ul style="list-style-type: none"> Design, TOA No. C-788A-4 	18
	HMS/SJB	M-M TB New Storage Building <ul style="list-style-type: none"> Design, TOA No. C-789A-2 	19
Multiple Facilities and/or Commission-Wide	SJB/KMS	Capital Program Management Consultant (CPMC) & Design Management Consultant (DMC) Services for the I-95/Scudder Falls Bridge Improvement Project <ul style="list-style-type: none"> CPMC Services 2024 through 2028, C-502A-1N 	20
	MEM/SJB	Underwater Substructure Improvements Design – All Regions <ul style="list-style-type: none"> Design, C-782A Constructability Review, TOA No. C-788A-6 	20
	MEM/SJB	Bridge Inspection Platform Layout and Design Toll-Supported Bridges <ul style="list-style-type: none"> Design, TOA No. C-788A-5 	22
	WMC/KMS	Bridge Monitor Shelter Enhancements Program Development <ul style="list-style-type: none"> TOA No. C-771A-1 	22
	WMC/KMS	Electronic Surveillance/Detection System <ul style="list-style-type: none"> Network Video Management System (NVMS) Integrator Services, DB-768A 	22
	CAS/KMS	Electronic Toll Collection <ul style="list-style-type: none"> Customer Service Center/Violation Processing Center Project, DB-584A 	23
	CAS/KMS	Electronic Toll Collection System Replacement <ul style="list-style-type: none"> Design, Build, and Maintain, DB-540A 	24

Facilities are listed South to North

The first set of initials indicate the Project Manager and the second set of initial indicate the Program Manager

Project Manager Legend

WMC – M. Cane
JRB – J. Bowers
HMS – H. Sewekow

CLR – C. Rood
VMF-Vincent Fischer
EVO – E. Van-Otoo

Program Manager Legend

KMS – K. Skeels
SJB – S. Burke
MEM – M. McCandless
CAS – C. Stracciolini
RJZ – R. Zakharia

DELAWARE RIVER JOINT TOLL BRIDGE COMMISSION
Meeting of October 27, 2025
PROJECT STATUS REPORT

FACILITY	PM/PAM	CONTRACT DESCRIPTION	PAGE NO.
	WMC/KMS	Job Ordering Contracting Services <ul style="list-style-type: none"> • Program Manager, C-727A • T/TS-784A, JOC For Bridge, Highway and Civil Work- North Region • T/TS-785A, JOC For Bridge, Highway and Civil Work- South Region • T/TS-786A, JOC Services for Building and Facility Work- North Region • T/TS-787A, JOC Services for Building and Facility Work - South Region 	24
	HMS/MEM	General Engineering Consultant <ul style="list-style-type: none"> • 2023-2025 Annual Inspections, C-757A 	26
	JRB/SJB	Toll Plaza Restriping – All Regions <ul style="list-style-type: none"> • TOA No. C-760A-6 	26
	CAS/KMS	Traffic Engineering Consultant- 2021-2022/ 2023- 2024 Annual Reports <ul style="list-style-type: none"> • TOA No. C-761A 	27
	JRB/CAS	Traffic Count Program Upgrade <ul style="list-style-type: none"> • DR-550A 	27
	CAS/KMS	Soft AET Program Management and Roadway Sign Replacement <ul style="list-style-type: none"> • Phase 2 Design, TOA No. C-770A-3 	29
	CAS/KMS	In-Lane All Electronic Toll Collection System Design, Build and Maintain <ul style="list-style-type: none"> • Design, Build and Maintain, DB-792A 	29
	CAS/KMS	New Jersey E-ZPass Services <ul style="list-style-type: none"> • Design, Build and Maintain, DB-791A 	29

Facilities are listed South to North

The first set of initials indicate the Project Manager and the second set of initial indicate the Program Manager

Project Manager Legend

WMC – M. Cane
JRB – J. Bowers
HMS – H. Sewekow
CLR – C. Rood
VMF-Vincent Fischer
EVO – E. Van-Otoo

Program Manager Legend

KMS – K. Skeels
SJB – S. Burke
MEM – M. McCandless
CAS – C. Stracciolini
RJZ – R. Zakharia

DELAWARE RIVER JOINT TOLL BRIDGE COMMISSION

**October 27, 2025
PROJECT STATUS REPORT**

TRENTON- MORRISVILLE TOLL BRIDGE/LANGHORNE

**SOUTHERN OPERATIONS & MAINTENANCE FACILITIES
IMPROVEMENTS**

Preliminary, Final & Post Design Services
Contract No. C-519A
(RJZ/KMS)

This contract is for Preliminary, Final and Post-Design Services for space utilization improvements at New Hope Lambertville Toll Bridge Executive Headquarters and the demolition and reconstruction of the Trenton Morrisville Toll Bridge Administration Building as identified under a Task Order Assignment for Space Utilization Program and Concept Study.

In accordance with the Commission's February 26, 2018, Regular Monthly Commission Meeting, this Contract was awarded to Gannett Fleming, Architects Inc. (GF). Accordingly, a Notice of Award and Limited Notice to Proceed was issued to GF effective February 27, 2018.

Currently GF is providing post-Design services for Contract T-519A by attending all project meetings, responding to requests for information, reviewing submittals, assisting in resolving conflicts in the field and clarifying the contract documents.

Construction Management/Construction Inspection Services
Contract No. CM-519A
(RJZ/KMS)

This contract is for Construction Management (CM) and Construction Inspection (CI) Services in connection with the demolition and new construction of the Southern Operations and Maintenance Facilities Improvements Project. Joseph Jingoli & Son, Inc. (JJS) was issued Notice of Award and Limited Notice to Proceed effective January 26, 2021.

JJS is currently conducting bi-weekly progress meetings along with processing Architectural Supplementary Instructions, Contractor's Submittals and Request for Information as part of providing construction management services.

Construction
Contract No. T-519A
(RJZ/KMS)

Contract T-519A is a multi-phase, 4-year primary construction contract for the demolition and new construction of the Southern Operations and Maintenance Facilities Improvements Project. It was awarded to Bracy Construction, Inc. at the Commission Regular Monthly Meeting of June 28, 2021. Notice of Award and Limited Notice to Proceed was issued to the Contractor on June 29, 2021; Notice to Proceed was made effective July 27, 2021 and a Pre-Construction Meeting was conducted on July 29, 2021.

DELAWARE RIVER JOINT TOLL BRIDGE COMMISSION

October 27, 2025 PROJECT STATUS REPORT

At the **Trenton Morrisville** site, at the **new operations building**, Commission staff that occupied a temporary office trailer set at the Toll Plaza level since relocated on May 19, 2023, moved into the permanent offices on June 17, 2025. Contractor completed exterior wall waterproofing, brick façade exterior metal architectural panels and roof coping. Ceiling grid, elevator installation, windows and storefronts, interior partition walls sheet rock and painting, Mechanical, Electrical and Plumbing, flooring and interior finishes activities are complete. Removal of five (5) underground storage tanks, demolition of reconstruction of the existing courtyard, as well as new curbs, paving and sidewalks installation activities are complete. Site work continued including Toll Plaza area and landscaping. Punch-list at the DMARC building continues and Training for the site emergency Generator was provided. Furniture delivery, installation and configuration activities are near completion. Mechanical equipment start-up and Commissioning activities continues. Building systems installation and primary control center configuration continues.

At the **new maintenance garage** location, the contractor completed footers, steel erection and metal roof deck, under-slab utilities' rough-in and storm water installation. Concrete slab on grade was poured, perimeter wall installation and interior wall partition is complete, and the contractor completed radiant floor piping and rough-in Mechanical, Electrical and Plumbing throughout the building. Contractor also completed the split face masonry block and architectural metal panels façade, coping, fascia, roofing, and overhead door installation activities. Interior and exterior door installation, painting, flooring and finishes activities are in progress.

At the **Langhorne site**, punch-list work and commissioning efforts continued along with Close-Out of final construction details throughout the reporting period.

ELECTRONIC SURVEILLANCE/DETECTION SYSTEM (ESS) CAMERAS AND INFRASTRUCTURE IMPROVEMENTS – NJ APPROACH

C-803A-1
(HMS/SJB)

On June 20, 2025, the Commission provided French and Parrello Associates (FPA) with Notice-to-Proceed for design services in support of construction of ESS cameras and infrastructure improvements on the Trenton-Morrisville toll bridge NJ approach. Commission Staff and the FPA team participated in a project kick-off meeting on July 1, 2025. Technical and field coordination meetings between the Commission and FPA were held during the reporting period. FPA has submitted preliminary design plans, which have been reviewed by Commission staff. FPA is now preparing final design plans,

DELAWARE RIVER JOINT TOLL BRIDGE COMMISSION

**October 27, 2025
PROJECT STATUS REPORT**

TRENTON - MORRISVILLE TB MISCELLANEOUS SUBSTRUCTURE SPALL REPAIRS

**Design
Contract No. C-788A-3
(EVO/SJB)**

This Task Order Assignment (TOA) with Traffic Planning and Design, Inc. (TPD) is for professional consultant design services, encompassing project management and coordination, verification of facility condition assessment, preliminary and final design of plans, specifications, construction schedule, engineer's estimate, and post-design services for the Trenton-Morrisville Toll Bridge Miscellaneous Substructure Spall Repairs. The not-to-exceed amount for this TOA is \$129,794.95. The contract also includes an item for chloride testing of the Ramp I & Ramp Y bridge over Bridge Street due to the extensive delamination in the northerly pier cap, as well as the repair of spalls with exposed prestressed strands at the ends of beams and superstructure members.

The TPD contract was fully executed on April 24, 2025, and the Notice to Proceed was effective on April 28, 2025. A project Kick-off meeting was held on May 2, 2025. TPD began their field inspections and coring the caps on bridge IY for chloride testing on June 6, 2025. They continued their inspection on June 20, 2025, focusing on the west end of the prestressed beams.

The first progress meeting was held on June 6, 2025. On June 30, 2025, the Commission's General Engineering Consultant Pickering, Corts & Summerson conducted additional hands-on inspection of the bridge carrying Route 1 over Route 29 NB to review their previous inspection findings in comparison to TPD findings. On July 2, 2025 a meeting was held to review the field inspection investigation, discussing the overall condition of the bridge and the typical beam deterioration. TPD has completed the load ratings for Beam 6 on the bridge carrying Route 1 over Route 29 NB and has determined that traffic restrictions are not required at this time.

On July 3, 2025, TPD completed the load ratings for the deteriorated beams on the structure and provided their analysis to the Commission. TPD submitted a final Facility Condition Assessment Report on September 8, 2025, which is under review by Commission staff.

TRENTON-MORRISVILLE TOLL BRIDGE ALL ELECTRONIC TOLLING and PA AVENUE INTERCHANGE

**Design
Contract No. C-691A
(CAS/ KMS)**

Commission Staff and Atkins Réalis USA Inc. held several project status meetings. Additionally, Atkins Réalis and Commission Staff met with TransCore, so Atkins Réalis may gain an understanding of the electronic toll collection system needs and necessary roadway, toll gantry and building infrastructure needed to support the system. Commission Staff and Atkins Réalis conducted a workshop to discuss the preliminary roadway alignment options, toll gantry location, toll gantry options and the roadway/barrier design elements. Commission Staff coordinated a

DELAWARE RIVER JOINT TOLL BRIDGE COMMISSION

October 27, 2025

PROJECT STATUS REPORT

meeting with PennDOT and Atkins Réalis to discuss the preliminary design of the Route 1 and PA Avenue interchange. Once this meeting is complete, we will reconvene the Diagnostic Team that includes the Commission, PennDOT, Morrisville Borough, Conrail and the Pennsylvania Public Utility Commission.

Commission Staff coordinated a field view with Atkins Réalis for the design team to gather information on the gantry column landing areas, access areas along Delmorr Avenue at potential equipment cabinet location, potential conduit run locations to the demarcation building, the layout of the demarcation building, and the tunnel and potential conduit run locations from the tunnel to the demarcation building.

Commission Staff prepared a Problem Statement for the superstructure replacement of the Route 1 over Route 29 northbound bridge (NJ Route 29 NB Overpass). The initiative for the superstructure replacement is based on recent inspection findings and evaluations. The design development of the superstructure replacement will be based on recent inspection and evaluation documentation prepared by TPD, Inc. as well as supplemental investigations and evaluations performed by Atkins Réalis, as required. Atkins Réalis is reviewing the Problem Statement and will prepare a proposal for this effort. If found acceptable, a Consultant Agreement Modification will be prepared for execution.

LOWER TRENTON TOLL – SUPPORTED BRIDGE

LOWER TRENTON TSB TRUCK WARNING SYSTEM (PILOT) and NJ BRIDGE MONITOR SHELTER

Final Design

Task Order Assignment No. C-771A-7
(SJB/KMS)

Under Task Order Assignment No. C-771A-2 French & Parrello Associates provided conceptual design services for the development of a new pilot over height vehicle detection system for the New Jersey approach to the Lower Trenton TSB. The work of that assignment was completed with acceptance of the final Concept Report dated March 6, 2024.

This project includes the design and eventual construction of a Bridge Monitor Shelter on the New Jersey approach to the Lower Trenton Toll-Supported Bridge. Conceptual layouts of the proposed Shelter have been created in conjunction with the over height detection system layout. The concepts include the need to establish construction and property easements with the City of Trenton.

On May 14, 2024, the Commission provided French & Parrello Associated with Notice-to-Proceed for final design services for the development of a new over height vehicle detection system for the New Jersey approach to the Lower Trenton TSB. A project kickoff meeting was held on May 21, 2024. On November 22, 2024, final design plans were sent to the Job Order Contractor (Mount Construction) for pricing. On December 5, 2024, a joint scoping meeting including FPA, and Mount was held at the site. On April 27, 2024 Mount provided a cost proposal

DELAWARE RIVER JOINT TOLL BRIDGE COMMISSION

October 27, 2025

PROJECT STATUS REPORT

and on April 28, 2024, FPA provided their comments on the cost proposal. On July 3, 2024, Mount provided a revised cost proposal and on July 23, 2024, FPA provided their comments on the cost proposal.

On September 4, 2024, Commission personnel met with City of Trenton personnel to discuss temporary construction and permanent property easements needed for this project. On January 3, 2025, DRJTBC attorneys completed an appraisal for the two City of Trenton properties that are needed for temporary construction and permanent easements for the project. On June 27, 2025, DRJTBC staff and attorneys met with City officials to discuss the project and steps needed to obtain construction and permanent property easements, with the goal of getting City Council resolutions on the agenda for their September 2025 meeting. On August 25, 2025, DRJTBC attorneys sent a draft easement agreement and draft amendment to the City's lease with the State for their review and consideration. Coordination with the City is ongoing.

CALHOUN STREET TOLL – SUPPORTED BRIDGE

DECORATIVE KNEE BRACE REPLACEMENT

Design

Task Order Assignment Contract No.C-788A-2
(VMF/MEM)

On December 14, 2023, a Tractor Trailer crossed the CSTSB from Pennsylvania to New Jersey, and damaged five (5) end portal decorative brackets along the downstream truss.

Traffic Planning and Design, Inc. (TPD) was provided with Notice to Proceed on February 27, 2024 to design the removal and replacement of five (5) damaged ornamental cast iron portal frame brackets over the eastbound travel lane. Part of TPD's scope under this Task Order Assignment includes finding foundries that can mold and produce the castings required. TPD completed the design documents on October 3, 2024, and a JOC proposal was requested from AP Construction on November 19, 2024. AP Construction's initial JOC proposal was submitted on December 3, 2024. TPD provided comments on the JOC proposal on December 6, 2024 and supported further cost discussions and negotiations which took place between December 6, 2024 through March 31, 2025 when A.P. Construction's fifth cost proposal revision was reviewed and accepted. TPD provided an Addendum on March 7, 2025, revising the paint system for the faying surfaces of the bridge. TPD provided post-award construction phase services during the reporting period for Job Order Construction Contract T/TS-787A-005, by AP Construction.

Construction

Job Order Contract No. T/TS-787A-005
(VMF/HDH)

This Job Order Contract for an amount not-to-exceed \$171,495.80 is to remove and replace five (5) end portal decorative knee braces that were damaged by a tractor trailer that crossed the bridge on December 14, 2023.

DELAWARE RIVER JOINT TOLL BRIDGE COMMISSION

October 27, 2025

PROJECT STATUS REPORT

The project was issued to Job Order Contractor, A.P. Construction with Notice to Proceed issued April 7, 2025. A preconstruction meeting was held on April 2, 2025, and work began to remove the damaged knee braces on April 9, 2025. The five damaged knee braces were removed by April 16, 2025, and the five unpainted areas of the bridge portal structure were tool cleaned and painted with a prime and finish coat of paint by April 22, 2025. The least damaged knee brace was shipped to Architectural Iron Company (AIC) of Milford PA on April 23, 2025 to be replicated for five new replacement knee braces. There is a 34 to 38-week lead time for the fabrication of the new knee braces. A mold is being made for the new knee braces. This mold will then be shipped from AIC to Fairmount Foundry, Inc. (FFI) of Hamburg, PA where a knee brace will be cast from the mold. This newly cast knee brace is scheduled to be ready for inspection within 18 – 20 weeks from the April 23, 2025 delivery date. Architectural Iron Company submitted shop drawings of the new knee braces on June 30, 2025 and the mold was shipped to FFI in late September 2025.

SCUDDER FALLS TOLL BRIDGE

SCUDDER FALLS BRIDGE REPLACEMENT PROJECT

Final Design

Contract No. C-660A

(SJB/KMS)

During the reporting period Michael Baker Jr., Incorporated (Baker) of Hamilton New Jersey continued to provide design input on the under-bridge inspection rail issue.

Construction

Contract No. T-668A

(SJB/KMS)

The remaining open permit-related issue is that the Bucks County Soil Conservation District (BCCD) Office had not yet signed-off on closeout of the National Pollutant Discharge Elimination System (NPDES) and Erosion and Sediment Control (E&S) permits. A final inspection with the BCCD took place, which identified sufficient grass establishment within the project limits. A Notice of Termination (NOT) has been submitted to BCCD by Michael Baker, the Engineer of Record. This executed NOT will close out the project permits and represent final project approval by the Pennsylvania regulatory agencies.

DESIGN MANAGEMENT CONSULTANT SERVICES

T-668A CONSTRUCTION

Oversight of Final Design

Task Order Assignment No. C-502A-1M

(SJB/KMS)

AECOM has provided DMC services throughout the construction of the Scudder Falls Bridge Replacement Project, Contract T-668A under Task Order Assignment C-502A-2I. The remaining unexpended funds in Task Order Assignment C-502A-2I have been transferred over to

DELAWARE RIVER JOINT TOLL BRIDGE COMMISSION

October 27, 2025

PROJECT STATUS REPORT

Task Order Assignment C-502A-1M and Task Order Assignment C-502A-2I has been closed out. Remaining DMC services on the Scudder Falls Project will be completed under the C-502A-1M Task order Assignment.

The remaining DMC Services include support to the Commission in the following and assistance with various project close-out activities:

Environmental Permitting – The remaining effort under this task was to coordinate a final inspection of the project site performed by the Bucks County Soil Conservation District (BCSCD) to obtain final acceptance of all BCSCD Permitting work. BCSCD self-visited the site on July 2, 2025 during the reporting period. Verbal acceptance was received from the BCSCD representative as to the adequacy of established vegetation. Commission staff, in conjunction with the final designer Michael Baker International, and the General Contractor Trumble Corporation have submitted the project Notice of Termination (NOT). After signatures by the parties are received on the NOT of the project, Permit Completion Forms will then be sent to the BCSCD, PADEP and the USACE. This will close-out all outstanding permitting work associated with the project other than the continued five-year monitoring period for the PA Wetlands Mitigation Site.

Environmental Monitoring Services – Continuous services were provided throughout construction to meet project permit requirements. Year 2 monitoring activities for the PA Wetlands Mitigation Site, by ACT Engineers will continue through 2028. This includes monthly monitoring well readings of the groundwater levels within the wetlands site. Wetlands Monitoring Report #4 was submitted to US Army Corps of Engineers for their review on December 19, 2024.

Right of Way Transfers – Working with Commission staff and attorneys to transfer certain property and easements to NJDOT, PennDOT and Lower Makefield Township. These properties and easements were acquired by DRJTBC to construct the project but are located within jurisdiction of these other agencies or municipalities.

Contracts C-660A and T-668A Progress Support - Support of open issues resolution to achieve project acceptance by the Bucks County Soil Conservation District in Pennsylvania.

DMC Services for these remaining efforts occur on a sporadic as-needed basis

SCUDDER FALLS TOLL BRIDGE FACILITY DECK SEALING & SHARED USE PATH PPC OVERLAY IMPROVEMENTS

Professional Engineering Services
C-759A-5
(EVO/SJB)

The Commission has implemented a periodic deck sealing program at specific bridges to prolong the useful service life of the bridge decks and to mitigate the need for potential future maintenance. The Commission engaged Task Order Consultant, NAIK, under the standing professional services task order agreement, to provide design services for the bridge deck sealing

DELAWARE RIVER JOINT TOLL BRIDGE COMMISSION

October 27, 2025

PROJECT STATUS REPORT

of the bridges associated with the Trenton–Morrisville Toll Bridge Facility, the Scudder Fall Toll Bridge Facility and Shared Use Path PPC Overlay Improvements, and the Interstate 78 Toll Bridge Facility.

The final design bid documents, addressing all Commission comments to the pre-final design, was received on April 28, 2023. The project to seal decks at all 3 Toll Bridge facility bridge decks (T-764A) was advertised for bids on May 2, 2023. A virtual Bid Opening was held on Thursday June 1, 2023, at 2:00 PM. No bids were received.

NAIK repackaged the bid documents into three individual projects, 1. Trenton–Morrisville Toll Bridge Facility; 2. the Scudder Fall Toll Bridge Facility, and 3. the Interstate 78 Toll Bridge Facility for incorporation into other Capital construction contracts. The TMTB deck sealing was completed as part of Contract T-746A in 2024; the I-78 deck sealing was completed as part of Contract T-766A in 2025; the Scudder Falls project will be completed under a Job Order Contract with Mount Construction Company. The job order contract to perform the work at the Scudder Falls Facility structures was executed in September 2025 with work start on September 29, 2025. Naik will perform construction phase support services.

Construction Inspection
Contract No. C-804A-1
(EVO/SJB)

At the March 31, 2025 Commissioners' Meeting, the Commission awarded Contract No. C-804A, Construction Inspection Services for the Scudder Falls Toll Bridge Deck Sealing and Shared Use Path PPC Overlay Improvements project to STV, Incorporated (STV) of Lawrenceville, New Jersey for an amount not-to-exceed of \$145,189.59. STV was provided with the Contract Notice to Proceed effective September 12, 2025. A Kick-Off meeting was held on September 19, 2025 with representatives from STV, AECOM and DRJTBC.

Construction
Contract No. T/TS-785A-005
(EVO/SJB)

All work in this project, consisting of, but not limited to, the following items of work, shall be carried out according to the Contract Plans, Specifications, and Special Provisions within the specified construction time limitations. Specific work at the Scudder Falls Toll Bridge Deck Sealing and Shared Use Path PPC Overlay Improvements include, but are not limited to:

- 1) Bridge deck sealing for selected bridges and other structures on Scudder Falls Toll Bridge facility including the Main River Bridge, Pennsylvania Canal Overpass, Taylorsville Road Overpass, and a portion of the New Jersey section of the Shared Used Path.
- 2) Restriping damaged striping caused by bridge deck sealing.

DELAWARE RIVER JOINT TOLL BRIDGE COMMISSION

October 27, 2025

PROJECT STATUS REPORT

- 3) Removing and replacing the Polyester Polymer Concrete Overlay (average approximately 1 ¼" thick) on the Pennsylvania and Main River Bridge Portions of the Shared Use Path.

A Pre-Construction meeting was held on September 19, 2025 with representatives from STV, Naik, Mount Construction Company (Mount), Eastern Highway Specialists, CMTS, AECOM, and DRJTBC in attendance. On October 1, 2025 a Pre-Activity meeting for the placement of MMA and PPC was held with representatives from STV, Naik, Mount, Eastern Highway Specialists, CMTS, AECOM, and DRJTBC in attendance. The final price proposal was approved on September 23, 2025 in the amount of \$2,614,520.02. A Notice to Proceed was issued to Mount on September 25, 2025, and project work started on September 29, 2025.

WASHINGTON CROSSING TOLL- SUPPORTED BRIDGE

WASHINGTON CROSSING BRIDGE ALTERNATIVES ANALYSIS

Contract No. C-697A

(WMC/KMS)

At the June 24, 2024 Commissioners Meeting, the Commission awarded Contract No. C-697A, to HDR Engineering, Inc. of Philadelphia, PA. HDR Engineering and their team of sub-consultants are providing preliminary engineering and environmental documentation type services in support of the analysis of improvement alternatives for the Delaware River crossing between Upper Makefield Township, PA and Hopewell Township, NJ.

Throughout the reporting period, work efforts focused on travel demand modeling, lead agency coordination, preparation of alternatives, historic bridge rehabilitation analysis and aquatic species surveys. Other activities included field verification of surveys, public involvement, and utility identification.

NEW HOPE-LAMBERTVILLE TOLL-SUPPORTED BRIDGE

NH-L TSB REHABILITATION

Design

Contract No. C-694A

(MEM/SJB)

At the February 27, 2023 Commissioners Meeting, the Commission awarded Contract No. C-694A, New Hope - Lambertville Toll-Supported Bridge Rehabilitation Design to Greenman-Pedersen, Inc. (GPI) of Lebanon, NJ for an amount not-to-exceed \$1,895,132.27. GPI was provided with Notice of Award and Limited Notice to Proceed on February 28, 2023. GPI was then issued a Full Notice to Proceed on March 22, 2023 with the execution of the Agreement with the Commission.

The construction Contract was awarded at the Commission's November 2023 meeting. The contract work under this project is complete. However, there is some electrical troubleshooting

DELAWARE RIVER JOINT TOLL BRIDGE COMMISSION

October 27, 2025

PROJECT STATUS REPORT

work that is in still being addressed. GPI continues to provide support services though the project close-out phase, including electrical troubleshooting design support.

Construction Management/Inspection Services
Contract No. CM-694A
(MEM/SJB)

At the November 20, 2023 Commission Meeting, authorization was granted to award the Construction Management/Construction Inspection Services contract (CM-694A) to Urban Engineers, Inc. (Urban) of Philadelphia for the not-to-exceed amount of \$1,209,96.08. Urban Engineers, Inc. of Philadelphia was issued Notice of Award and a Limited Notice to proceed effective November 21, 2023. A project kick-off meeting has held on November 30, 2023. The full Notice to Proceed was issued December 21, 2023 with the execution of the Agreement with the Commission.

During this reporting period, the contractor continues to perform electrical issues troubleshooting. Urban continues to provide CM/CI support services for the project electrical troubleshooting.

Construction
Contract No. TS-694A
(MEM/SJB)

The Construction Contract was Awarded to Anselmi & DeCicco, Inc. (A&D) of Maplewood, NJ for a not-to-exceed amount of \$25,072,471.06 at the Commission's November 2023 Meeting. LNTP provided November 20, 2023 and Full Notice to Proceed on December 20, 2023.

The Phase 1 construction, including the painting of the upstream truss, was completed in June 2024. The Phase 2 Construction for the installation of the temporary pedestrian walkway placed on the bridge deck was completed in July 2024. The Contractor has completed the emergent span 2 repair and replacement of a deteriorated truss connection pin that delayed the completion of stage 3. The rehabilitation work under this project has been completed. However, the Contractor continues to perform electrical system troubleshooting of the esthetic lighting system to address ongoing issues.

A&D reinstalled below deck access platforms in span 6 and additional electrical inspection were performed on September 29, 2025.

DELAWARE RIVER JOINT TOLL BRIDGE COMMISSION

**October 27, 2025
PROJECT STATUS REPORT**

NEW HOPE-LAMBERTVILLE TOLL BRIDGE

NH-L TB ALL ELECTRONIC TOLLING (AET) CONVERSION DESIGN

Design
Contract No. C-754A
(CAS/ KMS)

At the June 24, 2024 Commissioner's meeting the Commission awarded Contract No. C-754A, New Hope – Lambertville Toll Bridge All Electronic Tolling (AET) Conversion Design Services to Rummel, Klepper & Kahl, LLP (RK&K) of King of Prussia, Pennsylvania for a not-to-exceed amount of \$1,277,452.16. RK&K participates in project related meetings with PKF for the construction project as needed. During the reporting period RK&K prepared responses to Requests for Information (RFI) from the construction team and issued change of plans as needed. Additionally, RK&K completed several reviews of construction submittals from the contractor.

Construction Management/Construction Inspection Services
Contract No. CM-754A
(VMF/CAS)

At the April 28, 2025 Commissioners' Meeting, the Commission awarded Contract No. CM-754A, Construction Management/Construction Inspection Services for the New Hope-Lambertville Toll Bridge All Electronic Tolling (AET) Conversion & PA Abutment Backwall Replacement Project to STV, Incorporated (STV) of Lawrenceville, New Jersey for an amount not-to-exceed of \$2,476,202.84. STV was provided with the Notice of Award and Limited Notice to Proceed effective April 29, 2025. A CM/CI Kick-off Meeting was held on May 2, 2025 and STV was issued their Notice to Proceed on May 15, 2025. STV participated in a transfer-of-Knowledge meeting on May 23, 2025, with the Designer, RK&K and TransCore and conducted the Pre-Construction and Scheduling Conferences PKF in late May 2025. STV's inspection team of Resident Engineer, Office Engineer/Inspector and two Inspectors continued providing CM/CI Services throughout the reporting period. STV conducted seven (7) progress meetings and numerous pre-activity meetings throughout this same period.

Construction
Contract No. T -754A
(VMF/CAS)

This Contract is the AET Tolling Implementation Plan, Phase 4 hard conversion of the southbound US 202 Pennsylvania toll facility to an open-road, highway speed, All Electronic Tolling (AET) system with a single-full span gantry over a reconstructed roadway that improves the US 202 roadway geometry at the existing toll facility. The project also includes the staged construction of the abutment backwall on the PA side of the New Hope-Lambertville Toll Bridge and the demolition of the existing toll plaza with a new tunnel egress.

DELAWARE RIVER JOINT TOLL BRIDGE COMMISSION

October 27, 2025 PROJECT STATUS REPORT

At the April 28, 2025 Commissions' Meeting, the Commission awarded Contract No. T-754A, New Hope-Lambertville Toll Bridge All Electronic Tolling (AET) Conversion & PA Abutment Backwall Replacement to PKF-MARK III, Incorporated (PKF) of Newtown, Pennsylvania for an amount not-to-exceed \$11,863,715.00. PKF was provided with Notice of Award and Limited Notice to Proceed effective April 29, 2025 and full Notice to Proceed was issued effective June 5, 2025. A Scheduling Conference and Pre-Construction Meeting were held on May 2 and May 29, 2025 respectively. PKF mobilized, cleared trees, set temporary barrier, striping and channelizing devised and implemented Stage 1, Phase A of this project on June 30, 2025. PKF implemented Stage 1, Phase B of this project on July 14, 2025. The activities performed in Phase B to date included: shifting all traffic to the northbound bridge; funneling all southbound toll traffic to toll lane #1; demolishing the other 3 toll lanes, booths and canopy; removal of the southbound abutment backwall; installation of the new toll gantry foundations; begin converting the old stairwell into the new IT room; excavating, forming and pouring the new stair tower foundation; forming and pouring the new Route 202 southbound section of the abutment backwall; installing new drainage; and removing the old roadway sections in preparation for the new roadway configuration.

NEW HOPE-LAMBERTVILLE TB - PA ABUTMENT BACKWALL RECONSTRUCTION

Design
Task Order Agreement No. C-769A-3
(MEM/SJB)

During past annual inspections of the New Hope-Lambertville Toll Bridge, findings included the rotation of the Pennsylvania abutment toward the bridge. Monitoring has continued over the past few annual inspections, with slight movement. This movement is to the point that an in-depth inspection needed to take place to prepare the scope of work for rehabilitation of the abutment. Traffic Planning & Design (TPD) under Structural/Civil Task Order Assignment No. C-769A-3, executed October 24, 2024, was tasked with performing the inspection and determining the scope of the necessary action.

Removal of the stone veneer façade on both sides of the abutment exposed a large diagonal crack through the entire length of the abutment backwall. However, it was found that the lower abutment did not rotate and remains in stable condition. The recommendation by TPD, which received Commission concurrence, was to replace the back wall in its entirety. Under modification No. 1 to this Task Order Agreement TPD performed the design of the back wall replacement and prepared the necessary construction documents.

During the progression of design, the Commission decided to combine the Pennsylvania abutment backwall reconstruction project and the All-Electronic Tolling Phase 4 Hard Conversion construction project into one (1) construction contract. Combining these projects has led to efficiencies in construction due to a single traffic control work zone plan in place to accommodate each construction location. Rummel, Klepper & Kahl, LLP (RK&K) performed the New Hope-

DELAWARE RIVER JOINT TOLL BRIDGE COMMISSION

October 27, 2025

PROJECT STATUS REPORT

Lambertville Toll Bridge AET Conversion design under contract C-754A. TPD and RK&K collaborated to combine the contract documents from each project and issue a single construction contract T-754A, which was advertised for bid on March 13, 2025. Bids were received on April 15, 2025 and the contract awarded at the Commission's April 28, 2025 meeting. A Notice of Award / Limited Notice to Proceed was issued to the successful bidder PKF-Mark III, Incorporated of Newtown, Pennsylvania the same day. The Contract was executed and the full Notice to Proceed was issued on June 5, 2025.

TPD performed post-design, post-award services throughout the reporting period.

CENTRE BRIDGE- STOCKTON TOLL-SUPPORTED BRIDGE

CB-S TSB BEARING & BRIDGE SEAT REHABILITATION

Design

Task Order Assignment No. C-769A-2
(VMF/MEM)

During the biannual inspection of the Toll-Supported bridges, the Commission's General Engineering Consultant (GEC) identified several areas that require repair at the Centre Bridge-Stockton Toll- Supported Bridge (CBSTSB). The areas of concern are identified as loose, missing and/or bent anchor bolts at the truss and sidewalk bearings with associated spalls in the bridge seats resulting in loss of bearing area. Additional areas of repair are identified at the deck joints and bridge seats of the single span bridge over the Canal at the west approach of CBSTSB.

Traffic Planning and Design, Inc (TPD) was provided with Notice to Proceed on December 13, 2022, for the design of the repairs. An inspection crew from TPD started an in-depth field inspection the week of January 9, 2023, for the purposes of determining the approach to the design and construction of the repairs. A Preliminary Condition Assessment Report (CAR) on the CBSTB conditions was submitted the end of January 2023.

A Draft CAR for the approach structure to the CBS-TSB bridge (York Road over the PA Canal) was submitted February 14th, 2023 and was reviewed by Engineering. In addition to the CAR, TPD has provided a Load Rating Analysis for this structure. The Preliminary Load Rating was received by the Commission on March 30th, 2023 and has been reviewed. The final Load Rating Report was accepted the end of May, 2023.

Preliminary assessment reports for the structure over the canal, and for the main river bridge have been received, reviewed, and accepted. Recommendations from this report will be incorporated into a future project for rehabilitation of the bridge.

Final design documents for the stringer bearing repairs on the main river bridge as well as miscellaneous pier bearing repairs were completed on May 23, 2024.

DELAWARE RIVER JOINT TOLL BRIDGE COMMISSION

October 27, 2025

PROJECT STATUS REPORT

The final design construction documents have been provided to A.P. Construction (AP) on May 24, 2024. AP provided their first cost proposal for Job Order Contract T/TS-787A-003 on August 21, 2024. TPD provided comments and assisted in the price proposal negotiations for the initial and second price proposal submitted by AP on January 31, 2025. TPD has recently reviewed the scaffolding and jacking plans submitted by A.P. Construction on August 22, 2025 and will continue to be involved in the price proposal review/negotiations until ultimately providing their recommendation for acceptance.

LUMBERVILLE – RAVEN ROCK TOLL-SUPPORTED BRIDGE

L-RR PEDESTRIAN BRIDGE (LRRTSB) ARCHITECTURAL LIGHTING & ELECTRONIC SURVEILLANCE/DETECTION SYSTEM (ESS) DESIGN

C-803A-2
(HMS/SJB)

On June 3, 2025, the Commission provided French and Parrello Associates (FPA) with Notice-to-Proceed for design services in support of construction of architectural lighting and ESS infrastructure at the Lumberville-Raven Rock toll supported bridge. Commission Staff and the FPA team participated in a project kick-off meeting on June 13, 2025. Technical coordination meetings between the Commission and FPA were held during the reporting period. FPA is in the process of developing final design plans.

UHLERSTOWN-FRENCHTOWN TOLL-SUPPORTED BRIDGE

UHLERSTOWN-FRENCHTOWN TSB REHABILITATION

Design
Contract No. C-642A
(MEM/KMS)

At the January 29, 2024 Commissioners Meeting, the Commission awarded Contract No. C-642A, Uhlerstown - Frenchtown Toll-Supported Bridge Rehabilitation Design to WSP USA, Inc. (WSP) of Exton, PA for an amount not-to-exceed \$1,771,189.56. WSP was provided with Notice of Award and Limited Notice to Proceed on January 29, 2024. A project Kick-Off meeting was held on February 6, 2024. The Agreement was executed and the full Notice to Proceed was issued on February 23, 2024.

During the reporting period, WSP continued to provide construction support services for the project, including review of submittals, general construction support, attending status meetings, and providing responses to RFIs.

DELAWARE RIVER JOINT TOLL BRIDGE COMMISSION

October 27, 2025 PROJECT STATUS REPORT

Construction Management/Inspection Services
Contract CM-642A
(MEM/KMS)

At the December 2024 Meeting, the Commission awarded Contract No. CM-642A, Construction Management/Inspection Services for the Uhlerstown-Frenchtown Toll-Supported Bridge Rehabilitation Project, to Urban Engineers, Inc. of Cherry Hill, NJ (Urban) for a not-to-exceed amount of \$1,587,138.62. Urban was provided with Notice of Award and Limited Notice to Proceed effective December 23, 2024. The full Notice to Proceed was authorized effective March 19, 2025.

The CM/CI field office has been established in Frenchtown, NJ. The team continues to manage and inspect the construction activities. During the reporting period, the CM team has been facilitating the processing of contractor submittals and RFIs, and coordination with the local NJ gas company and Frenchtown Borough for the gas service supply installation to the Bridge Monitors Shelter. During this reporting period, the gas main extension was completed, and final testing is on-going.

Construction
Contract No. TS-642A
(MEM/KMS)

At the December 2024 Meeting, the Commission awarded Contract No. TS-642A, Uhlerstown-Frenchtown Toll-Supported Bridge Rehabilitation, to Anselmi & DeCicco, Inc. of Maplewood, NJ (Anselmi) for a not-to-exceed amount of \$22,216,237.00. Anselmi was provided with Notice of Award and Limited Notice to Proceed effective December 23, 2024. The Agreement for this project has been executed and the full Notice to Proceed was issued on January 24, 2025.

With the exception of touch-up, blast cleaning and painting of the bridge has been completed and the above deck containment system has been removed. The bridge sidewalk has been installed and was opened to pedestrians on Wednesday August 27, 2025, in time for the Labor Day Weekend events in Frenchtown, NJ. The contractor's electrical sub-contractor continues to install conduit, wiring and electrical components. Installation of the new bridge roadway guide railing is on-going and anticipated to be complete by mid to late October, at which time two-way traffic will resume. The contractor continues to progress work on the approached and below the bridge deck as well as on the installation of the bridge lighting and ESS systems.

The detour of eastbound traffic commenced on February 20, 2025 and is anticipated to remain in place through mid to late October. Some minor traffic interferences may be required after the bridge is open to two-way traffic.

DELAWARE RIVER JOINT TOLL BRIDGE COMMISSION

**October 27, 2025
PROJECT STATUS REPORT**

I-78 TOLL BRIDGE

I-78 TB NEW JERSEY ROADWAY REHABILITATION AND POWER & COMMUNICATION INFRASTRUCTURE UPGRADES

Design
Contract No. C-766A
(CLR/SJB)

This Contract is for professional consultant design services to include verification of condition assessment, preliminary and final design, and post-design services for the rehabilitation of the I-78 New Jersey Approach Roadway and reassessment of the preliminary design documents associated with the I-78 Power and Communication Infrastructure Design Services as developed by Arora and Associates, P.C. in October 2022 along with the preliminary and final design and post design services for the I-78 Power and Communication Infrastructure Design.

Arora and Associates, P.C was issued a Notice of Award and Limited Notice to Proceed effective May 23, 2023. A project kick-off meeting was held with Arora on May 31, 2023. The Contract was fully executed on June 20, 2023, with full Notice to Proceed effective June 22, 2023.

The Construction Contractor was issued Notice to Proceed effective March 22, 2024 and reached Contract Final Completion on July 16, 2025. During this reporting period Commission comments were provided to Arora on their Draft I-78 Stormwater Mapping submission and Arora is now working to finalize the Mapping.

Construction Management/Construction Inspection
Contract No. CM-766A
(CLR/SJB)

At the February 26, 2024 Commissioners' Meeting, the Commission awarded Contract No. CM-766A, Construction Management/Construction Inspection Services for the I-78 New Jersey Roadway Rehabilitation and Power & Communication Infrastructure Improvements Project to Greenman-Pedersen, Incorporated (GPI) of Bridgewater, New Jersey for an amount not-to-exceed of \$2,405,208.16. GPI was provided with the Contract Notice of Award and Limited Notice to Proceed effective February 27, 2024. GPI's full Notice to Proceed was issued effective March 22, 2024.

The Construction Contractor was issued Notice to Proceed effective March 22, 2024 and reached Contract Final Completion on July 16, 2025. With the construction basically completed along with the submission by the CM of all of their contract required deliverables GPI's current staff is presently one (1) part-time Project Manager who is available as needed until the problems being experienced with a couple of the new cameras are resolved. Once the camera matter is resolved the part time Project Manager will be phased out and this Contract will be closed.

DELAWARE RIVER JOINT TOLL BRIDGE COMMISSION

October 27, 2025 PROJECT STATUS REPORT

Construction
Contract No. T-766A
(CLR/SJB)

At the February 26, 2024 Commissioners' Meeting, the Commission awarded Contract No. T-766A, I-78 New Jersey Roadway Rehabilitation and Power & Communication Infrastructure Improvements to Crisdel Group, Incorporated (Crisdel) of South Plainfield, New Jersey for an amount not-to-exceed \$23,530,677.00. Crisdel was provided with Notice of Award and Limited Notice to proceed effective February 27, 2024. Crisdel's full Notice to Proceed was issued effective March 22, 2024.

The contractor had reached Contract Substantial Completion on February 19, 2025 and Contract Final Completion on July 16, 2025. During this reporting period Crisdel and their sub-contractor Tiffany Electric continued trouble shooting a few of the new cameras to assess connection issues along with having discussions with Bosch, the camera manufacturer, pertaining to the camera malfunctions.

EASTON-PHILLIPSBURG TOLL BRIDGE

E-P TB BROAD STREET VIADUCT SIDEWALK REPLACEMENT C-789A-1 (HMS/MEM)

On March 11, 2025, the Commission provided Pennoni Associates with Notice-to-Proceed for design services in support of replacement/rehabilitation of upstream and downstream sidewalks on the Easton-Phillipsburg toll bridge Broad Street viaduct. Commission Staff and the Pennoni team participated in a project kick-off meeting on March 25, 2025. Field condition assessment commenced on April 15, 2025 and has been completed. Pennoni Associates has submitted the Conditions Assessment Report and is in the process of developing preliminary design plans.

PORTLAND – COLUMBIA TOLL BRIDGE

NJ ROUTE 46 OVERPASS FASCIA GIRDER INSPECTION AND DESIGN Design Task Order Assignment C-788A-8 (MEM/SJB)

On the afternoon of 7/18/2024 NJDOT's contractor (Greene Construction) for their NJ Route 46 Pavement Reconstruction Contract No. 000148100 was working on Route 46 WB, excavating their roadway below the Commission's bridge, Ramp over US Route 46 (#341). This bridge carries NJDOT Route 94 as an approach structure to the Portland-Columbia Toll Bridge. The excavator struck the lower flange of the south fascia girder (close to mid-span). A portion of the bottom flange was struck, which resulted in out-of-plane bending and a noticeable indentation

DELAWARE RIVER JOINT TOLL BRIDGE COMMISSION

October 27, 2025

PROJECT STATUS REPORT

in the flange and paint system failure. Based upon a visual inspection by personnel from the Commission's Engineering Department on 7/19/24, no rips or tears were immediately identified, nor any distress noted at the adjacent diaphragm or the nearest bearing. The bridge remains in-service with no current legal load restriction.

The overall objective of this task order assignment is to perform an inspection of the damaged girder and to prepare the necessary construction documents to allow a contractor to perform necessary repairs. TPD was provided with Notice to Proceed on March 5, 2025, to design repairs to the damaged girder. TPD has performed their field inspections and provided their findings. The repair contract documents have been completed and provided to the NJDOT contractor in order to have the work performed. TPD will continue to provide as-needed design support during the repair operations. Commission staff are in Contact with the NJDOT contractor to affect the repairs to the bridge beam.

DELAWARE WATER GAP TOLL BRIDGE

SPACE UTILIZATION PROGRAM STUDY INCLUDING NEW SALT STORAGE AND EQUIPMENT STORAGE BUILDINGS

Design

Task Order Assignment No. C-771A-8
(CLR/RJZ)

This Task Order Assignment (TOA) with French & Parrello Associates (FPA) is for professional engineering services to perform a Space Utilization Study for the Delaware Water Gap Toll Bridge facilities. This includes new Salt Storage and Equipment Storage Buildings on recently purchased properties adjacent to the Toll Plaza and assess the space utilization of the existing Administration Building for an amount not-to-exceed of \$270,035.71. FPA was provided with the Notice to Proceed effective January 29, 2025.

During this reporting period the Commission provided comments to FPA on their Draft Space Utilization Report. Additionally a second meeting was held with Executive Staff where final comments were provided on the project's programming spreadsheets and sketches for both the existing and future DWG TB Administrative and Maintenance Buildings; on the proposed new Fuel Management Systems at E-P TB, P-C TB, DWG TB and M-M TB Facilities; on the final location for a Bridge Officer Shelter within the DWG TB Administrative Building; and on an updated layout for the new DWG TB Salt Storage and Equipment Buildings.

MILFORD – MONTAGUE TOLL BRIDGE

STRUCTURAL ANALYSIS AND REPAIRS

Design

Task Order Assignment No. C-788A-4
(MEM/KMS)

During the biannual inspection of the Toll bridges, the Commission's General Engineering

DELAWARE RIVER JOINT TOLL BRIDGE COMMISSION

October 27, 2025

PROJECT STATUS REPORT

Consultant (GEC) and Commission personnel identified areas that require repair at the Milford-Montague Toll Bridge (MMTB). Areas of concern included: locations where the light post standards are attached to the top chord of the trusses; an incorrectly set curb plate at the pier 3 deck joint damaged during snowplow operations; severe concrete deterioration at the approach parapets; large spalls at the pier cap & bridge seats; differential between panels at the sidewalk mid-span.

Traffic Planning and Design, Inc (TPD) was provided with Notice to Proceed on October 21, 2024 to design repairs and verify/update bridge load ratings. TPD performed field visits to the bridge site in November 2024. The project recommendations report was submitted, reviewed and accepted in July 2025. On September 25, 2025, TPD submitted a draft scope of work for the final design of this project, which is under review by Commission staff.

MILFORD-MONTAGUE TOLL BRIDGE STORAGE BUILDING

C-789A-2
(HMS/SJB)

On June 6, 2025, the Commission provided Pennoni Associates with Notice-to-Proceed for design services in support of construction of a storage building at the Milford-Montague toll bridge facility. Commission Staff and the Pennoni team participated in a project kick-off meeting on June 11, 2025. Field survey and condition assessment commenced on June 18, 2025 and has been completed. Pennoni Associates has submitted pre-final design plans for review.

DELAWARE RIVER JOINT TOLL BRIDGE COMMISSION

**October 27, 2025
PROJECT STATUS REPORT**

MULTIPLE FACILITIES AND/OR COMMISSION-WIDE

CAPITAL PROGRAM MANAGEMENT CONSULTANT (CPMC) & DESIGN MANAGEMENT CONSULTANT (DMC) SERVICES FOR CAPITAL IMPROVEMENT PROJECTS

CPMC SERVICES THROUGH DECEMBER 31, 2028

Task Order Assignment No. C-502A-1N
(SJB/KMS)

Task Order Assignment No. C-502A-1N was authorized on April 8, 2024 for the continuation of Capital Program Management Consultant (CPMC) Services through December 31, 2028. The budget currently authorized for this assignment is anticipated to cover full-staff CPMC Services through December 31, 2025. Services under this Task Order Assignment from January 1, 2026 through December 31, 2028. Under Task Order Assignment 502A-1M, AECOM continues to provide Capital Program Management Consultant (CPMC) Staff Augmentation Services for delivery of the Commission's Capital Program. AECOM is currently providing four (4) full-time Project Managers to oversee and administer various design and construction projects that are being advanced in the Capital Improvement Program.

CPMC staff will continue to provide support to the Commission in advancing the Capital Program in the following areas: procurement assistance, scheduling and cost control, programming/planning, Project Management, Program Area Management, technical support, design oversight and support, construction oversight and support, and oversight and support of the Job Order Contract (JOC) construction work, all including coordination with multiple Commission departments outside of Engineering.

UNDERWATER SUBSTRUCTURE IMPROVEMENTS DESIGN – ALL REGIONS

Design
Contract No. C-782A
(MEM/SJB)

IH Engineers, P.C. of Princeton, New Jersey was awarded this contract and given full notice to proceed with the delivery of the executed agreement on August 18, 2023. In 2021 the Commission performed the 5-year interval underwater inspections of each of its river crossing bridges, to meet National Bridge Inspection Standards (NBIS) requirements. The findings of these inspections identified the need for bridge substructure repair and/or rehabilitation of existing scour remediation measures at bridge substructures below the water level. IH's scope is to prepare a **Substructure Foundation Report (SFR)**, identifying foundation types and assessing vulnerability to scour at each of the Commission's Delaware River crossings. followed by a **Condition Assessment Report (CAR)** recommending any repairs or maintenance required to mitigate potential effects of scour.).

DELAWARE RIVER JOINT TOLL BRIDGE COMMISSION

October 27, 2025 PROJECT STATUS REPORT

IH's subconsultants GPI and JMT have completed the in-depth field inspections for the preparation of the CAR and SFR. Draft CAR and SFR documents have undergone the submittal/review cycle between Commission staff and IH Engineers prior to meeting with NJDEP. A pre-application meeting with NJDEP was conducted on April 2, 2024 to review potential grout bag repair methods included in the CAR. NJDEP does not allow this method of construction in an underwater environment that is not completely "dry". Alternate repair methods are being developed by IH as the CAR continues to be progressed. IH is finalizing their reports and working on the preliminary design to support the effort to acquire the necessary permits.

IH has continued to work on both the **CAR** and **SFR**. A copy of both reports has been forwarded for constructability review under task order C-788A-6. Task Order Consultant TPD and their subconsultant Childs Engineering has performed a peer-review of the documents for four (4) bridges in the **CAR**. A meeting between Engineering and IH was held November 22nd to discuss Commission and TPD/Childs comments on the **SFR**. Revised pages of the SFR were received late December and were reviewed by Commission staff and TPD/Childs.

A meeting with IH was held on May 28th at the Commission Admin building to discuss report submissions, delays in schedule and constructability of proposed design in the CAR report. A follow-up meeting with IH was held on June 5th to discuss constructability of the CAR report. IH and the Engineering Department held 'workshop' meetings to finalize the Condition Assessment Report and its recommendations. A revised Corrective Action Report was resubmitted on September 4, 2025.

CONSTRUCTABILITY REVIEW OF UNDERWATER SUBSTRUCTURE IMPROVEMENTS – ALL REGIONS (C-782A)

Design

Task Order Assignment No. C-788A-6
(MEM/SJB)

Under the standing C-788A Structural/Civil Task Order Agreement, Traffic Planning and Design, Inc. (TPD) along with their sub-consultant Childs Engineering performed a constructability review of the concept design of the underwater pier repairs being prepared under Contract C-782A. TPD was provided with the full Notice-to-Proceed date of October 21, 2024.

TPD who provided a draft constructability review for the C-782A contract Condition Assessment Report on November 27th, 2024. This report was reviewed by Commission staff, and a meeting was held with TPD and Childs to discuss findings. IH is incorporating agreed-upon peer review suggestions into the design.

TPD has completed their scope of this assignment.

DELAWARE RIVER JOINT TOLL BRIDGE COMMISSION

October 27, 2025
PROJECT STATUS REPORT

BRIDGE INSPECTION PLATFORM LAYOUT AND DESIGN **TOLL-SUPPORTED BRIDGES**

Design
Task Order Assignment No. C-788A-5
(MEM/SJB)

The purpose of this project is to develop detailed temporary rigging access platforms, cabling and attachment details for internal Commission use. Rigging access is needed to inspect and maintain the underside of the Commission's Toll-Supported Bridges. The rigging system shall be designed to be efficiently installed, operated, and maneuvered by Commission staff.

Traffic Planning and Design, Inc (TPD) was provided with Notice to Proceed on September 24, 2024. A kick-off meeting was held on October 6. After field site visits during the October month, a meeting was held with Maintenance, Engineering, TPD and TPD's subconsultant Malick Sherer (MS). A draft report was received on January 20th, 2025 was reviewed by Commission staff. A progress Meeting was held March 20, 2025, during which TPD was asked to take an additional review of the more difficult to access bridges.

BRIDGE MONITOR SHELTER ENHANCEMENTS PROGRAM DEVELOPMENT

Task Order Assignment No. C-771A-1
(WMC/KMS)

French & Parrello Associates, P.A. and their sub-consultant, USA Architects, Planners + Interior Designers are developing a system-wide program to enhance the Commission's inventory of bridge monitor shelters. Throughout the reporting period, work involved refining shelter prototypes, developing site plans and drafting the summary report. Status meeting was held on July 17th to review progress. A draft report was provided and is currently under review by Commission staff.

ELECTRONIC SURVEILLANCE / DETECTION SYSTEM **NETWORK VIDEO MANAGEMENT SYSTEM (NVMS) INTEGRATOR SERVICES**

Contract No. DB-768A
(WMC/KMS)

Dynamic Security, LLC (dba Secuni) continued to provide maintenance services of headend type equipment in support of the Electronic Surveillance / Detection System (ESS) under the direction of the Commission's Public Safety and Bridge Security Department, who operates the system from the Control Centers located at the New Jersey State Police's Regional Operation and Information Center (ROIC) in West Trenton, New Jersey and the New Hope-Lambertville Toll Bridge facility in New Hope, Pennsylvania.

Throughout the reporting period, work efforts focused on developing the implementation plan for the deployment of an Endpoint Detection and Response solution across the ESS.

DELAWARE RIVER JOINT TOLL BRIDGE COMMISSION

October 27, 2025
PROJECT STATUS REPORT

ELECTRONIC TOLL COLLECTION CUSTOMER SERVICE CENTER/VIOLATION PROCESSING CENTER PROJECT Contract No. DB-584A (CAS/KMS)

Commission Staff are working with the New Jersey E-ZPass Customer Service Center (NJ E-ZPass CSC) provider, Conduent, to implement IAG Interface Control Document (ICD) version 1.60. This will allow CSCs to receive data and process transactions from other transponder protocols such as SeGo and 6C, in addition to the current TDM protocol, as well as other functionalities. Testing is completed with the NJ E-ZPass CSC and the Inter Agency Group Hub and go-live is tentatively scheduled for October 4 - 6, 2025. The NY CSC had issues with their transition to the IAG ICD 1.6 causing a delay in reconciling transactions with all other E-ZPass CSC's. It was decided to postpone the NJ CSC transition until the NY CSC transactions were caught up.

Conduent continues to develop the **real time digital payment function** at the NJ E-ZPass CSC for toll by plate customers. Conduent revised the terms and conditions that will be displayed on the NJ E-ZPass website, and comments were provided from the NJTA. Conduent has released this functionality into the NJ CSC software, and they are proceeding with testing it through a small group of individuals.

The NJ E-ZPass CSC launched the Amnesty Program in June 2025. NJ MVC legislation was passed and NJTA is working with the MVC on the programs. There are two programs: the Amnesty Program and the Vehicle Registration Suspension Program. The Amnesty Program must run for 180 days, with no lookback timeframe, meaning the program can go back as far as the violator wants to pay. Violation transactions after the start of the program are NOT eligible. The program is open to all violators (from any state), with tolls and fees that are \$500 or more prior to June 2025. The program must offer a 25% reduction of the fees, the program will collect 100% of the toll revenue. When applying payment, 100% of the toll amount will be satisfied first, followed by AET fees and administrative fees. The amount owed must be paid in full or no payment plan. A violator may make arrangements for a payment plan, outside of the Amnesty Program. For the NJ MVC Vehicle Registration Suspension, the transactions criteria include all NJ E-ZPass agency violations, unpaid tolls, administration fees and AET fees totaling \$500 or more; or 60 or more violations with at least one having occurred after January 2024 (legislation date).

The NJTA, as the lead agency, is facilitating all meetings with the other agencies and Conduent to manage the implementation of outstanding system elements for the New Jersey E-ZPass Customer Service Center.

DELAWARE RIVER JOINT TOLL BRIDGE COMMISSION

**October 27, 2025
PROJECT STATUS REPORT**

ELECTRONIC TOLL COLLECTION SYSTEM REPLACEMENT

**Design, Build and Maintain
Contract No. DB-540A
(CAS/KMS)**

Commission Staff are working with TransCore and the NJ E-ZPass CSC provider, Conduent, to implement IAG Interface Control Document (ICD) version 1.60. This will allow CSCs to receive data and process transactions from other transponder protocols such as SeGo and 6C, in addition to the current TDM protocol, as well as other functionalities. Testing is complete with the Inter Agency Group Hub, go-live is tentatively scheduled for October 4 - 6, 2025. The NY CSC had issues with their transition to the IAG ICD 1.6 causing a delay in reconciling transactions with all other E-ZPass CSC's. It was decided to postpone the NJ CSC transition until the NY CSC transactions were caught up.

TransCore implemented a new image processing system that has improved the flow of images from the lanes to the toll host and ultimately to the NJ Customer Service Center. This has reduced the number of missing images daily.

TransCore is planning to update the Palo Alto Networks Firewalls Operating System to introduce new features and to address issues found by the company or the community that notify Palo Alto of such issues with their systems. Vulnerability patching is essential to maintain a secure working environment.

Lane equipment cleaning is a constant activity during this time of year. Firmware upgrades are continuing on all UPS units. In addition, UPS units are affected by the extreme heat and battery conditions are being checked. Also, all lane cameras are being checked for image clarity.

Commission Staff and TransCore meet monthly to review and discuss system operational and maintenance items. A weekly call also takes place to briefly review system maintenance items for the week.

JOB ORDER CONTRACTING SERVICES

JOB ORDER CONTRACTING PROGRAM MANAGER

**Contract No. C-727A
(WMC/KMS)**

The Gordian Group continued to provide program management services in support of the Commission's Job Order Contracting Program involving development of price proposals within the information management software as well as the construction management services in support of each individual job order.

DELAWARE RIVER JOINT TOLL BRIDGE COMMISSION

**October 27, 2025
PROJECT STATUS REPORT**

**JOB ORDER CONTRACTING SERVICES
FOR BRIDGE, HIGHWAY, AND CIVIL WORK – NORTH REGION
Contract No. T/TS-784A
(WMC/KMS)**

Representatives from Mount Construction Company participated in a training session on June 28, 2023 involving the JOC Information Management Software, using the Construction Task Catalog and the understanding the Job Order Development Process.

Notice-to-Proceed was issued effective July 1, 2023.

**JOB ORDER CONTRACTING SERVICES
FOR BRIDGE, HIGHWAY, AND CIVIL WORK – SOUTH REGION
Contract No. T/TS-785A
(WMC/KMS)**

Representatives from Mount Construction Company participated in a training session on June 28, 2023 involving the JOC Information Management Software, using the Construction Task Catalog and the understanding the Job Order Development Process.

Notice-to-Proceed was issued effective July 1, 2023.

**JOB ORDER CONTRACTING SERVICES
FOR BUILDING AND FACILITY WORK – NORTH REGION
Contract No. T/TS-786A
(WMC/KMS)**

Representatives from Mount Construction Company participated in a training session on June 28, 2023 involving the JOC Information Management Software, using the Construction Task Catalog and the understanding the Job Order Development Process.

Notice-to-Proceed was issued effective July 1, 2023.

**JOB ORDER CONTRACTING SERVICES
FOR BUILDING AND FACILITY WORK – SOUTH REGION
Contract No. T/TS-787A
(WMC/KMS)**

Representatives from A.P. Construction participated in a training session on June 28, 2023 involving the JOC Information Management Software, using the Construction Task Catalog and the understanding the Job Order Development Process.

Notice-to-Proceed was issued effective July 1, 2023.

DELAWARE RIVER JOINT TOLL BRIDGE COMMISSION

**October 27, 2025
PROJECT STATUS REPORT**

GENERAL ENGINEERING CONSULTANT
2023-2025 Annual Inspections
Contract No. C-757A
(HMS/MEM)

As the Commission's General Engineering Consultant (GEC), Pickering, Corts & Summerson (PCS) provided Annual Inspection Services for Toll Bridges in 2021 and 2023, and Toll-Supported bridges in 2022 and 2024. A modification to the GEC contract in November of 2024 provided PCS a second and last extension for the 2025-2026 cycle inspections.

Toll Bridges and Facilities are scheduled to be inspected April through August of 2025. A kick-off meeting for the 2025 inspections was held with Maintenance North and Central, Engineering and the GEC on February 25, 2025. An additional KO meeting with Maintenance South was held on March 10th. Toll-Supported Bridges and Facilities Annual Regular Inspections will be in 2026, Interim Inspections for the Load-Posted Toll-Supported Bridges began in the 2nd week of April of 2025 and are complete. Facilities and grounds at all Toll Bridges and the Langhorne Maintenance Yard have been inspected. Field inspections for the Toll Bridges are complete. PCS is updating the 2025 Inspection Report and Field Notes as well as the Maintenance Report.

TOLL PLAZA RESTRIPIING
Design
Task Order Assignment No. C-760A-6
(JRB/SJB)

Under this Task Order Assignment (TOA) the Consultant, Remington & Vernick Engineers (RVE), is providing professional consulting services to review, analyze, provide alternatives, and prepare construction plans for revised toll plaza and approach restriping at the seven (7) traditional toll plazas.

A kickoff meeting was held on October 5, 2023, via MS Teams. A research assessment report was submitted to the Commission on October 19, 2023, and a meeting was held on October 24, 2023, to discuss it. A revised report was submitted on November 20, 2023, for internal review and coordination. A status meeting was held on February 14, 2024. RVE submitted an updated assessment report based on additional Commission comments on February 21 and it is currently under review. RVE submitted preliminary plans on April 1, 2024, and comments were provided back to RVE on April 22. Plans for Interstate 78 and Trenton – Morrisville were finalized on May 20 and provided to Engineering staff to incorporate into the current T-766A I-78 I-NJ Roadway Rehabilitation and Power & Communication Infrastructure Improvements project and for the current procurement of T-746A Trenton – Morrisville Toll Bridge Roadway Paving and Deck Sealing Improvements. The Commission has received final submission for the remaining five (5) toll plazas, which is under review.

DELAWARE RIVER JOINT TOLL BRIDGE COMMISSION

October 27, 2025

PROJECT STATUS REPORT

Due to timing of the upcoming AET conversion projects, the Commission is now investigating modifying scope of this project to include incorporating the new toll plaza striping with additional full facility restriping at the Easton – Phillipsburg, Portland – Columbia, and Delaware Water Gap Toll Bridges as they were last striped in 2015, 2015, and 2021, respectively.

TRAFFIC ENGINEERING CONSULTANT

2021–2022/ 2023-2024 Annual Reports

Task Order Assignment No. C-761A

(CAS/ KMS)

Pennoni submitted an updated draft report and working model that includes the five (5) year Traffic and Toll Revenue projections. Revisions to the model addressed review comments from Commission Staff and included a potential toll rate schedule.

TRAFFIC COUNT PROGRAM UPGRADE

Contract No. DR-550A

(JRB/CAS)

A Purchase Order was issued to Signal Service, Inc. of West Chester, PA (SS) for new overhead traffic counters radar units and support materials in April 2023. SS is a member of the Pennsylvania Department of General Services COSTARS Program.

Commission staff and Signal Service continue to monitor and reconfigure or recalibrate the sensors at many bridges when needed. There are a few bridges that are problematic, including Uhlerstown – Frenchtown, Upper Black Eddy – Milford, and Riverton – Belvidere where narrow approach roadways coupled with steel guiderail has caused issues with radar counts.

At the New Hope-Lambertville Toll-Supported bridge, on September 9, 2024, the traffic counter was relocated to the PA Approach. Counts continue to be monitored due to relocation of the traffic counter during construction and with removal of the one-way closure.

SS was issued a Purchase Order for 2025 Maintenance Services, including quarterly preventative maintenance, on January 27, 2025.

On March 3, SS was on-site at Uhlerstown – Frenchtown and New Hope – Lambertville Toll-Supported Bridges to reconfigure the counters. Uhlerstown – Frenchtown was reconfigured due to ongoing construction under TS-642A U-F TSB Rehabilitation to account for the closure of the bridge in one direction. The New Hope – Lambertville TSB counter was reconfigured due to the lifting of the one-way closure under TS-694A NH-L TSB Rehabilitation, which has been ongoing for over a year. Additionally, the traffic counter was moved during construction and the closure and was not previously configured for two-way traffic counting at its current location.

On March 25, SS revisited Uhlerstown – Frenchtown TSB to reconfigure the traffic counter due to a lane shift of the closed lane for Contract No. TS-642A. It is anticipated there will be more

DELAWARE RIVER JOINT TOLL BRIDGE COMMISSION

October 27, 2025

PROJECT STATUS REPORT

lane shifts in the future as the contractor performs work, and each lane shift would require a recalibration to the counters to be able to account for traffic counting in a physically different location. Engineering staff and SS will try to coordinate recalibrations in a timely manner when traffic is shifted, but it is expected this will result in the loss of data for several days or weeks after a lane shift.

On March 25, SS began quarterly maintenance on all traffic counters. On March 25 and 26, SS performed maintenance on the Center – Bridge Stockton, Uhlerstown – Frenchtown, Upper Black Eddy – Milford, Riegelsville, Lower Trenton, Calhoun Street, and Washington Crossing Toll-Supported Bridges. Maintenance was also performed on the Scudder Falls Toll Bridge. Maintenance will continue into April on the remaining bridges.

On March 31, SS continued quarterly maintenance on New Hope – Lambertville, Northampton Street, and Riverton – Belvidere Toll-Supported bridges. Maintenance was also performed on Portland – Columbia Toll Bridge.

On April 29, maintenance was performed on Easton – Phillipsburg and Trenton – Morrisville Toll Bridges.

On July 7, 8, 9, and 10, quarterly maintenance was performed at all sites except New Hope – Lambertville Toll Bridge. The counter at that site was removed from service on July 7 due to ongoing construction under T-754A New Hope – Lambertville Toll Bridge AET Conversion & PA Abutment Backwall Replacement. It will be relocated as part of the construction contract.

On August 8, representatives from Engineering and ESS met on-site at Uhlerstown – Frenchtown TSB to identify the location of the new pole to be installed under TS-642A Uhlerstown – Frenchtown TSB Rehabilitation to accommodate the traffic counter and an ESS camera.

Third Quarter maintenance began on September 2nd at Washington Crossing TSB after SS was called out for an issue with the counter. After replacing a bad media converter, SS began quarterly maintenance. Quarterly maintenance was then performed on the following bridges on the following dates:

- September 8th: Lower Trenton, Calhoun Street, New Hope – Lambertville TSB
- September 9th: Centre Bridge - Stockton, Uhlerstown – Frenchtown, Upper Black Eddy – Milford, Riegelsville
- September 16th: Trenton - Morrisville TB, Scudder Falls TB, Interstate 78 TB, Easton – Phillipsburg TB
- September 17th: Riverton – Belvidere, Portland Columbia TB, Delaware Water Gap TB
- September 18th: Northampton Street, Milford – Montague TB

Quarterly maintenance was not performed at New Hope – Lambertville TB since the counter is offline due construction for Contract No. T-754A.

Engineering and SS will continue monitoring any issues with the sensors at other Toll-Supported Bridges where geometry and roadway appurtenances cause problems.

DELAWARE RIVER JOINT TOLL BRIDGE COMMISSION

October 27, 2025
PROJECT STATUS REPORT

ELECTRONIC TOLL COLLECTION / TOLLING TASK ORDER CONSULTANT SOFT AET PROGRAM MANAGEMENT AND ROADWAY SIGN DESIGN

Task Order Assignment No. C-770A-3
(CAS/ KMS)

The RK&K team is providing program management services for the transition to All Electronic Tolling (AET) under this task order assignment. The RK&K team reviewed the revised schedule submitted by TransCore and TransCore is addressing the comments. The team reviewed several revised chapters of the System Detailed Design Document, and these chapters were finalized by TransCore.

IN-LANE ALL ELECTRONIC TOLL COLLECTION SYSTEM DESIGN, BUILD & MAINTAIN

Contract No. DB-792A
(CAS/ KMS)

Commission Staff, TransCore and the RK&K team participated in bi-weekly project status meetings. TransCore submitted the revised schedule and currently addressing review comments. TransCore submitted several revised chapters of the system Detailed Design Document. These documents were distributed for review and comments were provided to TransCore. RK&K reviewed the documents to confirm that our comments were addressed, and the documents were finalized by TransCore. TransCore staff continue to meet with the New Hope – Lambertville Toll Bridge AET Conversion construction team to discuss the construction progress and to coordinate the all-electronic-tolling equipment installation and testing schedules. TransCore is working with Commission Staff and RK&K to develop the testing plans for the New Hope – Lambertville Toll Bridge AET system.

NEW JERSEY E-ZPASS SERVICES

Contract No. DB-791A
(CAS/ KMS)

For the Customer Service Center Services for the New Jersey E-ZPass Group (Category A), the New Jersey Turnpike Authority (NJTA) awarded the agreements at their Board Meeting. The NJTA issued their findings from the procurement challenge, concluding that the NJTA properly determined TransCore to be the most qualified responsible proposer. Accordingly, the hearing officer recommended that the award to TransCore should be sustained and the protest of Conduent be dismissed. Contract documents were provided from the NJTA for Category A Customer Service Center Services for the New Jersey E-ZPass Group and for Category B for License Plate Review Services for the New Jersey E-ZPass Group. The documents were provided to Commission counsel for review prior to execution.

As TransCore submits various documents, they are being reviewed by the implementation team that includes North Highland and HNTB under contract with the New Jersey Turnpike Authority. Commission Staff are participating on their assigned implementation team meetings as

DELAWARE RIVER JOINT TOLL BRIDGE COMMISSION

October 27, 2025

PROJECT STATUS REPORT

needed. Meetings were held to review the business rules, the AET accounts/toll bills and the system architecture. Additionally, TransCore facilitated an initial meeting with Conduent, the current NJ CSC vendor, to discuss data migration.

DELAWARE RIVER JOINT TOLL BRIDGE COMMISSION

Meeting of October 27, 2025

OPERATIONS

The following Pages reflect the reports on those items assigned to the Operations Department. Each item is reported separately and page numbered accordingly.

DELAWARE RIVER JOINT TOLL BRIDGE COMMISSION

Meeting of October 27, 2025

OPERATIONS INDEX

FOR

PUBLIC SAFETY & BRIDGE SECURITY

SUBJECT	DESCRIPTION	PAGE NUMBER
Public Safety & Bridge Security	Status Reports Month of September 2025	1-25

DELAWARE RIVER JOINT TOLL BRIDGE COMMISSION
Meeting of October 2025

PUBLIC SAFETY AND BRIDGE SECURITY
The month of September 2025

The following items represent meetings, communications, tasks, and projects involving the Public Safety and Bridge Security Department (PSBS):

Radio System

- PSBS personnel and the New Jersey State Police investigated various DRJTBC radio issues during September 2025. One issue specifically being worked on is the Portland-Columbia Intelligent Repeater dropping out from time to time which can affect radio communications.
- The Trenton-Morrisville interior radio enhancement system has been completed and is working accordingly.
- In September 2025, ESS Maintenance staff continued to work with the Regions and IT to update the Maximo radio inventory database.

Access Control System

- In September 2025, ESS Maintenance staff continued upgrading components of the Commission's access control system and adjusting doors to ensure the security of Commission facilities.
- In September 2025, the Access Control System (ACS) database was audited, and pictures were updated for employees' and contractor cards.
- Various employee ACS rights were updated and changed at the supervisors' request.
- Various door alarms and ACS issues were investigated and addressed.
- Contractor and consultant temporary badges were issued for the New Hope-Lambertville AET conversion project.

Public Safety & Bridge Security

- PSBS continued to arrange various Pennsylvania State Police (PSP) enforcement details and safety checks at Commission bridges.
- Both State Police agencies instituted a high-visibility and enforcement plan at the New Hope-Lambertville AET construction that seems to be producing the desired results.

DELAWARE RIVER JOINT TOLL BRIDGE COMMISSION
Meeting of October 2025

PUBLIC SAFETY AND BRIDGE SECURITY
The month of September 2025

- On September 23, 2025, PSBS, Maintenance and the PA State Police handled a fatal motor vehicle accident involving a wrong way driver at Trenton-Morrisville, Route 1 southbound.
- PSBS Control Center (CC) continues to operate 24/7, detects, documents, and assists the regional bridges with various emergencies, traffic, and security-related incidents.
- During September 2025, PSBS worked with Human Resources (HR) on various internal investigations.
- During September 2025, PSBS personnel worked with several police departments and DRJTBC personnel on various inquiries and investigations. As a result, PSBS personnel investigated 60 video requests.
- In September 2025, PSBS Staff attended the I-78 NJ Roadway Rehabilitation and Power & Communication Infrastructure meeting. Some ongoing issues are being addressed.
- In September 2025, PSBS personnel reviewed and purged the ESS video storage database that contains copies of videos requested by DRJTBC personnel and outside agencies.
- In September 2025, PSBS continued working with Engineering to construct the Southern Operations & Maintenance Facilities – Trenton-Morrisville Control Center Project.
- In September 2025, work and testing continued at the New Hope Control Center on the Computer-Aided Dispatch System (CAD). Work has been completed to allow automatic report opening in all Regions. Motorola continues to explore adding spell check to the CAD and avoid the duplication of reports being sent out.
- In September 2025, PSBS attended and participated in the DRJTBC Monthly WPSC meeting.
- In September 2025, PSBS completed monthly NJSP and PSP billing processing.
- In September 2025, PSBS assisted in Security details for the DRJTBC monthly Committee and Commission meetings.
- In September 2025, new trainees at the Control Center continue to progress toward their respective squads.

DELAWARE RIVER JOINT TOLL BRIDGE COMMISSION
Meeting of October 2025

PUBLIC SAFETY AND BRIDGE SECURITY
The month of September 2025

- PSBS Staff conducted and participated in interviews for vacant Toll-Supported Bridge Monitor positions.

Electronic Security Surveillance (ESS) Maintenance

- In September 2025, ESS Maintenance responded to and closed 39 Maximo work orders for the Commission's ESS and radio systems.
- In September 2025, ESS Maintenance, with the help of I78 maintenance, installed the concrete foundations and conduit for the I78 access control for Alpha gate.
- In September 2025, ESS Maintenance installed 12 wall-mounted monitors for the new Trenton-Morrisville administration building.
- In September 2025, ESS Maintenance installed and programmed 12 ESS camera workstations mainly in the new Trenton-Morrisville building.
- In September 2025, ESS Maintenance supported Train Towers at the new Trenton-Morrisville administration building with the installation of radio antennas.
- In September 2025, ESS Maintenance worked with Engineering on a preliminary design for the Lumberville-Raven Rock lights and ESS cameras.
- In September 2025, ESS Maintenance removed radios and equipment from vehicles marked for auction.

Miscellaneous Items

- During September 2025, Public Safety and Bridge Security (PSBS), along with Training and Employee Safety, conducted various practical training exercises throughout all three Regions and "onboarding" for PSBS personnel.

Toll Department

- Participated in the Toll Sergeant and Toll Corporal promotional process
- Attended the bi-weekly NHL AET progress meetings

DELAWARE RIVER JOINT TOLL BRIDGE COMMISSION
Meeting of October 2025

PUBLIC SAFETY AND BRIDGE SECURITY
The month of September 2025

- Attended the Southern Operations and Facilities bi-weekly meeting via Teams
- Held weekly Teams meetings with Toll Lieutenants and DDOT to keep staff informed of any updates
- Continue to coordinate the cross-training of Toll Bridge and Toll Supported Bridge personnel
- Attended monthly TransCore Maintenance meeting
- Participated in TransCore weekly Teams meetings and assist with any toll system updates
- Coordinated toll lane closures with TransCore and Maintenance for toll system updates and repairs
- Toll personnel continues to monitor the toll equipment and toll lanes daily
- Continue to work with TES and coordinate the training for Toll Personnel
- Continue to monitor traffic flow to adjust lane closures if needed
- Approve and monitor payroll / address any ADP or portal issues
- Visited toll locations to meet with staff and discuss any issues

September 2025 NJSP/PSP DRJTBC Combined Stats

Bridges	N/R Accidents		Reportable Accidents		Motorist Assists		Other	
	NJ	PA	NJ	PA	NJ	PA	NJ	PA
Milford-Montague Toll Bridge (R0440)	0	0	0	0	0	0	0	1
Delaware Water Gap Toll Bridge (N0641)	0	1	1	0	0	0	0	3
Portland-Columbia Pedestrian TSB (M0642)	0	0	0	0	0	0	0	0
Portland-Columbia Toll Bridge (M0643)	0	0	0	0	0	0	0	0
Riverton-Belvidere Toll Supported Bridge (M0644)	0	1	0	0	0	0	0	0
Easton-Phillipsburg Toll Bridge (M0645)	0	3	4	0	1	0	0	0
Northampton St TSB (M0646)	0	0	0	0	0	0	0	3
I-78 Toll Bridge (M0646)	0	0	0	4	0	5	0	34
Riegelsville Toll Supported Bridge (M0248)	0	0	1	0	0	0	0	2
Upper Black Eddy Milford Toll Supported (M0249)	0	0	0	0	0	0	0	0
Uhlertown Frenchtown TSB (M0250)	0	0	0	0	0	0	0	0
Lumberville Raven Rock TSB Ped. (M0251)	0	0	0	0	0	0	0	0
Centre Bridge Stockton TSB (M0252)	0	0	0	0	0	0	0	0
New Hope Lambertville Toll (M0253)	0	0	0	0	0	0	0	23
New Hope Lambertville TSB (M0254)	0	0	0	0	0	0	0	0
Washington Crossing TSB (M0355)	0	0	1	0	0	0	0	0
Scudder Falls Toll (M0356)	0	0	1	0	0	0	0	0
Calhoun St TSB (M0357)	0	0	0	1	0	0	0	2
Lower Trenton TSB (M0358)	0	0	0	0	0	0	0	12
Morrisville Trenton Toll (M0359)	0	3	0	1	1	1	0	1

	Citations	Warnings	Security Checks
New Jersey State Police	17	38	601
Pennsylvania State Police	104	183	887

2025 Overweight Turnaround/Overweight Crossing Report YTD

													Totals
Belvidere	January	February	March	April	May	June	July	August	September	October	November	December	Year to date totals
Turnarounds	171	133	107	164	176	210	146	184	208				1499
NJ Side	151	114	91	150	141	168	126	162	177				1280
PA Side	20	19	16	10	35	42	20	22	31				215
Overweight Crossings	1	2	2	0	1	2	4	4	3				19
Northampton Street	January	February	March	April	May	June	July	August	September	October	November	December	Year to date totals
Turnarounds	672	527	574	662	728	817	806	806	832				6424
NJ Side	636	500	545	629	667	751	748	746	761				5983
PA Side	36	27	29	33	61	66	58	60	71				441
Overweight Crossings	0	5	2	7	6	7	4	3	5				39
Riegelsville	January	February	March	April	May	June	July	August	September	October	November	December	Year to date totals
Turnarounds	162	136	190	306	354	299	286	312	324				2369
NJ Side	116	109	148	234	243	212	212	230	261				1765
PA Side	46	27	42	72	111	87	74	82	63				604
Overweight Crossings	0	0	1	0	0	0	0	1	2				4
Frenchtown	January	February	March	April	May	June	July	August	September	October	November	December	Year to date totals
Turnarounds	121	151	34	33	31	27	22	34	38				491
NJ Side	118	141	6	33	1	1	4	4	0				308
PA Side	3	10	28	0	30	26	18	30	38				183
Overweight Crossings	2	2	0	0	0	2	1	0	1				8
Centre Bridge Stockton	January	February	March	April	May	June	July	August	September	October	November	December	Year to date totals
Turnarounds	66	95	84	49	114	112	125	135	125				905
NJ Side	59	89	80	39	99	85	113	122	118				804
PA Side	7	6	4	10	15	27	12	13	7				101
Overweight Crossings	4	0	2	5	8	4	2	0	0				25
New Hope Lambertville	January	February	March	April	May	June	July	August	September	October	November	December	Year to date totals
Turnarounds	192	188	140	136	216	212	201	233	185				1703
NJ Side	188	180	136	97	201	180	154	219	173				1528
PA Side	4	8	4	39	15	32	47	14	12				175

Belvidere	January	February	March	April	May	June	July	August	September	October	November	December	Year to date totals
Overweight Crossings	0	1	0	1	1	2	2	0	1				8
Washington Crossing	January	February	March	April	May	June	July	August	September	October	November	December	Year to date totals
Turnarounds	113	115	131	121	215	225	188	156	144				1408
NJ Side	110	93	106	110	198	190	172	147	140				1266
PA Side	3	22	25	11	17	35	16	9	4				142
Overweight Crossings	3	2	2	0	1	1	1	0	1				11
Calhoun Street	January	February	March	April	May	June	July	August	September	October	November	December	Year to date totals
Turnarounds	66	129	113	69	137	140	176	140	73				1043
NJ Side	51	101	91	55	121	125	139	123	66				872
PA Side	15	28	22	14	16	15	37	17	7				171
Overweight Crossings	4	0	1	2	0	0	3	4	1				15
Lower Trenton	January	February	March	April	May	June	July	August	September	October	November	December	Year to date totals
Turnarounds	37	228	285	96	269	389	310	394	269				2277
NJ Side	37	214	275	90	261	370	297	370	260				2174
PA Side	0	14	10	6	8	19	13	24	9				103
Overweight Crossings	0	9	10	19	32	17	23	13	17				140

September 2025 Overweight Crossings-Central Region

9/30/2025

Bridge	Total Turnarounds	Total Overweights	Total Manned	Total Unmanned	NJSP Response	Summons Issued	Warnings Issued	PSP Response	Citations Issued	Warnings Issued2	Local Police Response	No Response
Riverton-Belvidere	208	3	1	2	1	0	1	2	1	1	0	0
Northampton St.	832	5	5	0	2	0	2	2	1	1	0	1
Riegelsville	324	2	2	0	1	0	1	1	0	1	0	0
Uhlerstown - Frenchtown	38	1	0	1	1	0	1	0	0	0	0	0
September Totals	1402	11	8	3	5	0	5	5	2	3	0	1
Bridge	Total Turnarounds	Total Overweights	Total Manned	Total Unmanned	NJSP Response	Summons Issued	Warnings Issued	PSP Response	Citations Issued	Warnings Issued	Local Police Response	No Response
Riverton-Belvidere	1499	19	6	13	12	4	8	5	4	1	0	2
Northampton St.	6424	39	39	0	18	5	12	14	8	6	0	7
Riegelsville	2369	4	4	0	3	0	3	1	0	1	0	0
Uhlerstown - Frenchtown	491	8	3	5	8	4	4	0	0	0	0	0
	0	0	0	0	0	0	0	0	0	0	0	0
Year to Date Totals	10783	70	52	18	41	13	27	20	12	8	0	9

September 2025 Ov15erweight Crossings-Southern Region

9/30/2025

Bridge	Total Turnarounds	Total Overweights	Total Manned	Total Unmanned	NJSP Response	Summons Issued	Warnings Issued	PSP Response	Citations Issued	Warnings Issued2	Local Police Response	No Response
Lower Trenton	269	17	2	15	2	1	1	15	7	8	0	0
Calhoun Street	73	1	1	0	0	0	0	1	1	0	0	0
Washington Crossing	144	1	0	1	1	1	0	0	0	0	0	0
New Hope	185	1	1	0	0	0	0	1	0	1	0	0
Lambertville	125	0	0	0	0	0	0	0	0	0	0	0
Centre Bridge												
Stockton												
September Totals	796	20	4	16	3	2	1	17	8	9	0	0
Bridge	Total Turnarounds	Total Overweights	Total Manned	Total Unmanned	NJSP Response	Summons Issued	Warnings Issued	PSP Response	Citations Issued	Warnings Issued	Local Police Response	No Response
Lower Trenton	2197	140	2	138	3	1	2	131	39	92	0	6
Calhoun Street	1043	15	15	0	5	3	2	8	1	7	0	2
Washington Crossing	1408	11	3	8	7	7	0	4	0	4	0	0
New Hope	1703	8	8	0	4	3	1	3	0	3	0	1
Lambertville	905	25	2	23	23	15	8	2	1	1	0	0
Centre Bridge												
Stockton												
Year to Date Totals	7256	199	30	169	42	29	13	148	41	107	0	9

2025 Supervisor Report YTD

Totals

Belvidere	January	February	March	April	May	June	July	August	September	October	November	December	Year to date totals
Bridge Checks	63	60	47	34	45	42	67	94	56				508
Code 100	0	0	0	0	0	0	0	0	0				0
DMV	0	0	0	0	0	0	0	0	0				0
Medical Emergency	0	1	0	0	0	0	0	0	0				1
MVA	0	0	0	0	1	0	1	0	1				3
Overweight Crossings	1	2	2	0	1	2	4	4	3				19
Northampton Street	January	February	March	April	May	June	July	August	September	October	November	December	Year to date totals
Bridge Checks	170	121	138	96	129	96	161	199	142				1252
Code 100	0	0	0	1	1	1	0	1	0				4
DMV	0	0	0	0	0	0	0	0	1				1
Medical Emergency	2	0	0	0	0	1	0	0	0				3
MVA	2	0	0	0	1	1	1	4	0				9
Overweight Crossings	0	5	2	7	6	7	4	3	5				39
Riegelsville	January	February	March	April	May	June	July	August	September	October	November	December	Year to date totals
Bridge Checks	124	60	106	75	102	69	141	168	120				965
Code 100	0	0	0	0	0	0	0	0	0				0
DMV	0	0	0	0	0	0	1	0	0				1
Medical Emergency	0	1	0	0	0	1	1	0	0				3
MVA	1	0	0	0	0	0	1	2	0				4
Overweight Crossings	0	2	1	0	0	0	0	1	2				6
UBE	January	February	March	April	May	June	July	August	September	October	November	December	Year to date totals
Bridge Checks	53	59	44	37	46	43	71	96	53				502
Code 100	0	0	0	0	0	0	0	0	0				0
DMV	0	0	0	0	0	0	0	0	0				0
Medical Emergency	0	0	0	0	0	0	0	0	0				0
MVA	0	0	0	0	0	0	0	0	0				0
Overweight Crossings	0	0	0	0	0	0	0	0	0				0
Frenchtown	January	February	March	April	May	June	July	August	September	October	November	December	Year to date totals

Belvidere	January	February	March	April	May	June	July	August	September	October	November	December	Year to date totals
Bridge Checks	49	59	43	33	50	45	80	109	66				534
Code 100	0	0	0	0	0	0	0	0	0				0
DMV	0	0	0	0	0	0	0	0	0				0
Medical Emergency	0	0	0	0	0	0	0	0	0				0
MVA	1	0	0	0	0	0	0	0	0				1
Overweight Crossings	2	2	0	0	0	2	1	0	1				8
LVRR Pedestrian	January	February	March	April	May	June	July	August	September	October	November	December	Year to date totals
Bridge Checks	21	48	44	40	61	23	42	53	55				387
Code 100	0	0	0	0	0	0	0	0	0				0
Medical Emergency	0	0	0	0	0	0	0	0	0				0
Centre Bridge Stockton	January	February	March	April	May	June	July	August	September	October	November	December	Year to date totals
Bridge Checks	77	72	71	89	104	53	88	99	103				756
Code 100	0	0	0	0	0	0	0	0	0				0
DMV	0	0	0	0	0	0	0	0	0				0
Medical Emergency	0	0	0	0	0	0	0	0	0				0
MVA	0	0	0	0	1	0	0	1	0				2
Overweight Crossings	4	0	2	5	0	4	2	0	0				17
New Hope Lambertville	January	February	March	April	May	June	July	August	September	October	November	December	Year to date totals
Bridge Checks	76	94	81	103	119	61	91	109	123				857
Code 100	0	0	0	0	0	0	0	0	0				0
DMV	0	0	0	0	0	0	0	0	0				0
Medical Emergency	0	0	0	1	0	0	0	0	1				2
MVA	0	0	0	0	0	0	0	0	0				0
Overweight Crossings	0	1	0	1	1	2	2	0	1				8
Washington Crossing	January	February	March	April	May	June	July	August	September	October	November	December	Year to date totals
Bridge Checks	123	127	145	154	154	74	149	144	162				1232
Code 100	0	0	0	0	0	0	0	0	0				0
DMV	0	1	0	4	0	0	0	0	0				5
Medical Emergency	0	0	0	0	0	0	0	0	2				2
MVA	2	2	0	3	1	2	0	2	1				13
Overweight Crossings	3	2	2	0	1	1	1	0	1				11

Belvidere	January	February	March	April	May	June	July	August	September	October	November	December	Year to date totals
Scudder Falls	January	February	March	April	May	June	July	August	September	October	November	December	Year to date totals
Bridge Checks	288	272	274	267	266	163	310	319	296				2455
Code 100	0	0	0	0	0	0	0	0	0				0
DMV	3	6	10	8	11	3	5	10	10				66
Medical Emergency	0	0	0	0	0	0	0	1	0				1
MVA	1	4	2	1	0	1	4	2	2				17
Calhoun Street	January	February	March	April	May	June	July	August	September	October	November	December	Year to date totals
Bridge Checks	128	121	138	145	143	82	139	169	154				1219
Code 100	0	0	0	0	0	0	0	0	0				0
DMV	2	2	1	0	1	2	4	2	1				15
Medical Emergency	0	0	0	0	0	1	1	0	0				2
MVA	2	1	0	1	1	1	0	1	1				8
Overweight Crossings	4	0	1	2	0	0	3	4	0				14
Lower Trenton	January	February	March	April	May	June	July	August	September	October	November	December	Year to date totals
Bridge Checks	107	116	129	134	134	81	155	176	155				1187
Code 100	0	0	0	0	0	0	0	0	0				0
DMV	0	1	0	0	0	3	5	0	1				10
Medical Emergency	0	0	0	0	0	1	0	0	0				1
MVA	4	1	0	1	1	3	4	3	0				17
Overweight Crossings	0	9	10	19	32	17	23	13	17				140

Electronic Security Surveillance System Maintenance Technician Report						
Work Order	Description	Date Created	Opened By	Date closed	Work Completed and Closed By	Not closed explanation
31124	Cameras SF5,16,35 are offline in genetech	8/4/2024	KCLARK			waiting on material
35569	Cameras SF40,41,45,46,47 and SF55 can zoom but don't pan or tilt	3/12/2025	JMONTGOMERY	9/18/2025	BWILSON	
35675	TM09 has no video	3/17/2025	ELELIE			
36791	NHL03,07,17 Cameras offline	5/8/2025	HZINK			
36901	178 employee ent aiphone only rings supervisors desk	5/13/2025	KRAIKE	9/26/2025	MINUTEMEN	
37087	When the Duress button is pushed it says click to view video and it doesn't work	5/21/2025	KCLARK			
37088	A Iphone when pushed on the employee side is not ringing at the SF admin d	5/21/2025	KCLARK	9/26/2025	GLELIE	
37250	178/611 did not appear on the generator run report	5/29/2025	JMONTGOMERY			
37441	RV01-PA Approach picture distortion	6/9/2025	DUNANGST			
37700	MM08 dark picute Iris adjustment works but will not save	6/23/2025	KRAIKE			
37729	SF47 is red in the tree	6/24/2025	ELELIE			
38122	Request for UPS for Genetec at EP	7/15/2025	DSTITES	9/18/2025	DUNANGST	
38158	In the control center unable to unmute to hear tv or even change channel	7/16/2025	KCLARK			
38375	Cameras 7831,7837, and 7842 red and offline	7/28/2025	DUNANGST			
38609	When looking at Northampton st it is buffering every 3 seconds unable to do ar	8/6/2025	KCLARK	9/26/2025	GLELIE	
38742	SF58 PTZ controls do not work	8/13/2025	KRAIKE			
38820	CS Comm cabinet door alarm unable to clear BM confirmed door closed	8/15/2025	DZARKO			
38863	Intercomdoor cameras 78-106 and 78-210 red in tree and offline	8/19/2025	DUNANGST	9/18/2025	DUNANGST	
39211	LH001A keeps giving "unknown credential alarm"	9/6/2025	SMITSTIFER	9/23/2025	MINUTEMEN	
39375	EP BP23 radio 235 shows out of range when keying up	9/15/2025	MTAMPIER	9/29/2025	BWILSON	
39395	SF46 PTZ not able to move camera in any direction	9/15/2025	ELELIE			
39399	TM18 -white screen when using PTZ controls	9/15/2025	KRAIKE			
39453	MM Door lock mechanism not working correctly	9/17/2025	DUNANGST			
39467	NHL CC Northern workstation has no power for the radio , Genetec , or CAD	9/18/2025	JTRINIAN	9/18/2025	BWILSON	
39468	NHL CC POS1 UPS Beeping (red battery icon on)	9/18/2025	MSKREBEL	9/23/2025	MINUTEMEN	
39469	SF319 is red in the nav tree	9/18/2025	ELELIE	9/18/2025	GLELIE	
39489	NHL CC southern pod video wall displaying low memory message	9/19/2025	DZARKO	9/26/2025	BWILSON	
39501	MM Clerical duress butoon red (in alarm) on map	9/19/2025	KRAIKE	9/26/2025	DUNANGST	
39502	Doorbell/Intercom at TM501 is calling MM and DWG Aiphone's	9/20/2025	KRAIKE			
39514	Door SFA140A will turn green when badged but not unlock to open	9/22/2025	SMITSTIFER	9/22/2025	GLELIE	
39518	TM11 offline and red in nav tree since contractor work	9/22/2025	SMITSTIFER	9/23/2025	GLELIE	
39519	TM07/14 just black images.not red in tree	9/22/2025	SMITSTIFER	9/23/2025	GLELIE	
39562	Camera NHL101 parking lot 1 and NHL101 parking lot 2	9/24/2025	JFOSTER	9/24/2025	BWILSON	
39589	Camera 7806 offline	9/24/2025	DUNANGST			
39597	LH29 red in the nav tree	9/25/2025	ELELIE	9/25/2025	GLELIE	
39604	NHL door 132 offline/inoperable	9/25/2025	MLEARY	9/29/2025	GLELIE	
39633	EP RF01 tour pattern angle low and missed exit ramp9/29/25	9/26/2025	SMITSTIFER	9/29/2025	DUNANGST	
39634	MM doors not unlocking with badge.not offline	9/28/2025	SMITSTIFER	9/29/2025	HZINK	
39635	Door PC_R113 is offline,yellow in nav tree and not working locally	9/28/2025	SMITSTIFER	9/29/2025	HZINK	
39692	CBS handheld remote for traffic lights not working	9/29/2025	ELELIE	9/29/2029	GLELIE	
39697	EP102 dropping offline and red in nav tree intermittently	9/29/2025	SMITSTIFER			
39716	Camera 7822 is white screened	9/30/2025	DUNANGST	9/30/2025	BWILSON	

DELAWARE RIVER JOINT TOLL BRIDGE COMMISSION

MONTHLY ACTIVITY SERVICES RENDERED REPORT

BRIDGE Riverton-BelvidereMONTH SeptemberYEAR 2025

ACTIVITY/SERVICE	WEEK OF 6-Sep	WEEK OF 13-Sep	WEEK OF 20-Sep	WEEK OF 27-Sep	TOTAL
Hours Worked	168	168	188	168	692
Patrols	56	67	83	70	276
Overweight Crossings	2	1	0	0	3
Overweights Refused	64	43	62	39	208
Pass Through	13	13	15	16	57
Disabled Vehicles	0	0	0	0	0
Accidents	1	0	0	0	1
Police Requests	16	11	9	5	41
Fire Dept. Requests	0	0	0	0	0
EMS / First Aid Requests	0	0	0	0	0
Traffic Control	9	6	19	3	37
Jumpers / Code 100	0	0	0	0	0
Public Interactions	91	55	70	42	258
Bicycle Warnings	2	2	9	4	17
Equipment Checks	14	14	14	14	56

NOTES:

DELAWARE RIVER JOINT TOLL BRIDGE COMMISSION

MONTHLY ACTIVITY SERVICES RENDERED REPORT

BRIDGE Northampton StreetMONTH SeptemberYEAR 2025

ACTIVITY/SERVICE	WEEK OF 6-Sep	WEEK OF 13-Sep	WEEK OF 20-Sep	WEEK OF 27-Sep	TOTAL
Hours Worked	336	336	336	336	1344
Patrols	147	152	155	152	606
Overweight Crossings	2	1	2	0	5
Overweights Refused	211	207	205	209	832
Pass Through	5	6	5	4	20
Disabled Vehicles	0	1	0	0	1
Accidents	0	0	1	0	1
Police Requests	1	2	1	0	4
Fire Dept. Requests	0	0	0	0	0
EMS / First Aid Requests	0	0	0	0	0
Traffic Control	23	26	17	15	81
Jumpers / Code 100	0	0	0	0	0
Public Interactions	192	161	157	152	662
Bicycle Warnings	16	40	27	25	108
Equipment Checks	24	27	23	22	96

NOTES:

DELAWARE RIVER JOINT TOLL BRIDGE COMMISSION

MONTHLY ACTIVITY SERVICES RENDERED REPORTBRIDGE RiegelsvilleMONTH SeptemberYEAR 2025

ACTIVITY/SERVICE	WEEK OF 6-Sep	WEEK OF 13-Sep	WEEK OF 20-Sep	WEEK OF 27-Sep	TOTAL
Hours Worked	336	336	336	336	1344
Patrols	153	97	164	163	577
Overweight Crossings	1	1	0	0	2
Overweights Refused	68	72	75	109	324
Pass Through	7	3	6	2	18
Disabled Vehicles	0	0	0	0	0
Accidents	0	0	0	0	0
Police Requests	0	0	1	0	1
Fire Dept. Requests	0	0	0	0	0
EMS / First Aid Requests	0	0	0	0	0
Traffic Control	3	0	15	61	79
Jumpers / Code 100	0	0	0	0	0
Public Interactions	75	68	55	132	330
Bicycle Warnings	0	1	1	0	2
Equipment Checks	28	24	28	29	109

NOTES:

DELAWARE RIVER JOINT TOLL BRIDGE COMMISSION

MONTHLY ACTIVITY SERVICES RENDERED REPORT

BRIDGE Upper Black Eddy-MilfordMONTH SeptemberYEAR 2025

ACTIVITY/SERVICE	WEEK OF 6-Sep	WEEK OF 13-Sep	WEEK OF 20-Sep	WEEK OF 27-Sep	TOTAL
Hours Worked	156	144	156	140	596
Patrols	72	67	66	51	256
Overweight Crossings	0	0	0	0	0
Overweights Refused	0	0	0	0	0
Pass Through	0	0	0	0	0
Disabled Vehicles	0	0	0	0	0
Accidents	0	0	0	0	0
Police Requests	0	0	0	0	0
Fire Dept. Requests	0	0	0	0	0
EMS / First Aid Requests	0	0	0	0	0
Traffic Control	0	0	0	0	0
Jumpers / Code 100	0	0	0	0	0
Public Interactions	116	54	102	40	312
Bicycle Warnings	9	5	9	9	32
Equipment Checks	13	13	13	10	49

NOTES:

DELAWARE RIVER JOINT TOLL BRIDGE COMMISSION

MONTHLY ACTIVITY SERVICES RENDERED REPORTBRIDGE Uhlerstown-FrenchtownMONTH SeptemberYEAR 2025

ACTIVITY/SERVICE	WEEK OF 6-Sep	WEEK OF 13-Sep	WEEK OF 20-Sep	WEEK OF 27-Sep	TOTAL
Hours Worked	264	210	192	168	834
Patrols	74	94	82	82	332
Overweight Crossings	0	0	1	0	1
Overweights Refused	7	13	10	5	35
Pass Through	6	19	19	7	51
Disabled Vehicles	0	0	0	0	0
Accidents	0	0	0	0	0
Police Requests	0	0	1	0	1
Fire Dept. Requests	0	0	0	0	0
EMS / First Aid Requests	0	0	0	0	0
Traffic Control	0	0	0	1	1
Jumpers / Code 100	0	0	0	0	0
Public Interactions	128	55	29	42	254
Bicycle Warnings	37	9	12	1	59
Equipment Checks	18	17	12	12	59

NOTES:

DELAWARE RIVER JOINT TOLL BRIDGE COMMISSION

MONTHLY ACTIVITY SERVICES RENDERED REPORTBRIDGE Portland-Columbia Pedestrian BridgeMONTH SeptemberYEAR 2025

ACTIVITY/SERVICE	WEEK OF 6-Sep	WEEK OF 13-Sep	WEEK OF 20-Sep	WEEK OF 27-Sep	TOTAL
Hours Worked					0
Patrols					0
Overweight Crossings					0
Overweights Refused					0
Pass Through					0
Disabled Vehicles					0
Accidents					0
Police Requests					0
Fire Dept. Requests					0
EMS / First Aid Requests					0
Traffic Control					0
Jumpers / Code 100					0
Public Interactions					0
Bicycle Warnings					0
Equipment Checks					0

NOTES:

DELAWARE RIVER JOINT TOLL BRIDGE COMMISSION

MONTHLY ACTIVITY SERVICES RENDERED REPORTBRIDGE Centre-Bridge StocktonMONTH SeptemberYEAR 2025

ACTIVITY/SERVICE	WEEK OF 6-Sep	WEEK OF 13-Sep	WEEK OF 20-Sep	WEEK OF 30-Sep	TOTAL
Hours Worked	96	132	120	120	468
Patrols	47	57	53	54	211
Overweight Crossings	0	0	0	0	0
Overweights Refused	19	32	27	47	125
Pass Through	5	7	7	8	27
Disabled Vehicles	0	0	0	0	0
Accidents	0	0	0	0	0
Police Requests	0	0	0	0	0
Fire Dept. Requests	0	0	0	0	0
EMS / First Aid Requests	0	0	0	0	0
Traffic Control	12	30	15	15	72
Jumpers / Code 100	0	0	0	0	0
Public Interactions	97	84	107	99	387
Bicycle Warnings	6	10	5	8	29
Other	0	0	0	0	0

NOTES:

DELAWARE RIVER JOINT TOLL BRIDGE COMMISSION

MONTHLY ACTIVITY SERVICES RENDERED REPORT

BRIDGE New Hope - LambertvilleMONTH SeptemberYEAR 2025

ACTIVITY/SERVICE	WEEK OF 6-Sep	WEEK OF 13-Sep	WEEK OF 20-Sep	WEEK OF 30-Sep	TOTAL
Hours Worked	288	336	336	336	1296
Patrols	102	132	136	132	502
Overweight Crossings	0	0	0	1	1
Overweights Refused	39	35	48	63	185
Pass Through	5	6	8	7	26
Disabled Vehicles	0	0	0	0	0
Accidents	0	0	0	0	0
Police Requests	0	1	0	1	2
Fire Dept. Requests	0	0	0	0	0
EMS / First Aid Requests	0	0	0	1	1
Traffic Control	34	18	32	35	119
Jumpers / Code 100	0	0	0	0	0
Public Interactions	614	561	587	568	2330
Bicycle Warnings	91	36	45	41	213
Other	0	0	0	0	0

NOTES:

DELAWARE RIVER JOINT TOLL BRIDGE COMMISSION

MONTHLY ACTIVITY SERVICES RENDERED REPORTBRIDGE Washington CrossingMONTH SeptemberYEAR 2025

ACTIVITY/SERVICE	WEEK OF 6-Sep	WEEK OF 13-Sep	WEEK OF 20-Sep	WEEK OF 30-Sep	TOTAL
Hours Worked	120	156	168	168	612
Patrols	21	23	31	30	105
Overweight Crossings	0	0	0	1	1
Overweights Refused	37	45	24	38	144
Pass Through	0	2	1	1	4
Disabled Vehicles	0	0	0	0	0
Accidents	0	0	1	0	1
Police Requests	0	0	1	1	2
Fire Dept. Requests	0	0	0	0	0
EMS / First Aid Requests	0	0	0	0	0
Traffic Control	15	30	5	28	78
Jumpers / Code 100	0	0	0	0	0
Public Interactions	10	38	5	24	77
Bicycle Warnings	12	0	1	12	25
Other	0	0	0	0	0

NOTES:

DELAWARE RIVER JOINT TOLL BRIDGE COMMISSION

MONTHLY ACTIVITY SERVICES RENDERED REPORTBRIDGE Calhoun StreetMONTH SeptemberYEAR 2025

ACTIVITY/SERVICE	WEEK OF 6-Sep	WEEK OF 13-Sep	WEEK OF 20-Sep	WEEK OF 30-Sep	TOTAL
Hours Worked	236	312	288	224	1060
Patrols	65	74	89	58	286
Overweight Crossings	0	0	1	0	1
Overweights Refused	16	20	24	13	73
Pass Through	0	0	1	2	3
Disabled Vehicles	0	0	1	0	1
Accidents	1	0	0	0	1
Police Requests	1	0	0	1	2
Fire Dept. Requests	0	0	0	0	0
EMS / First Aid Requests	0	0	0	0	0
Traffic Control	0	0	0	0	0
Jumpers / Code 100	0	0	0	0	0
Public Interactions	0	16	38	9	63
Bicycle Warnings	0	0	2	2	4
Other	0	0	0	0	0

NOTES:

DELAWARE RIVER JOINT TOLL BRIDGE COMMISSION

MONTHLY ACTIVITY SERVICES RENDERED REPORT

BRIDGE Lower TrentonMONTH SeptemberYEAR 2025

ACTIVITY/SERVICE	WEEK OF 6-Sep	WEEK OF 13-Sep	WEEK OF 20-Sep	WEEK OF 30-Sep	TOTAL
Hours Worked	144	168	150	156	618
Patrols	128	140	145	132	545
Overweight Crossings	1	13	1	2	17
Overweights Refused	72	52	44	101	269
Pass Through	4	8	4	3	19
Disabled Vehicles	0	0	0	1	1
Accidents	0	0	0	0	0
Police Requests	1	3	0	0	4
Fire Dept. Requests	0	0	0	0	0
EMS / First Aid Requests	0	0	0	0	0
Traffic Control	23	6	0	22	51
Jumpers / Code 100	0	0	0	0	0
Public Interactions	62	26	41	44	173
Bicycle Warnings	14	3	7	6	30
Other	0	0	0	0	0

NOTES:

DELAWARE RIVER JOINT TOLL BRIDGE COMMISSION

MONTHLY ACTIVITY SERVICES RENDERED REPORTBRIDGE Lumberville - Raven RockMONTH SeptemberYEAR 2025

ACTIVITY/SERVICE	WEEK OF 6-Sep	WEEK OF 13-Sep	WEEK OF 20-Sep	WEEK OF 30-Sep	TOTAL
Hours Worked	0	0	0	0	0
Patrols	9	13	18	15	55
Overweight Crossings	0	0	0	0	0
Overweights Refused	0	0	0	0	0
Pass Through	0	0	0	0	0
Disabled Vehicles	0	0	0	0	0
Accidents	0	0	0	0	0
Police Requests	0	0	0	0	0
Fire Dept. Requests	1	0	0	0	1
EMS / First Aid Requests	1	0	0	0	1
Traffic Control	0	0	0	0	0
Jumpers / Code 100	0	0	0	0	0
Public Interactions	0	0	0	0	0
Bicycle Warnings	0	0	0	0	0
Other	0	0	0	0	0

NOTES:

DELAWARE RIVER JOINT TOLL BRIDGE COMMISSION

Meeting of September 22, 2025

**OPERATIONS INDEX
FOR
MAINTENANCE & FLEET**

SUBJECT	DESCRIPTION	PAGE NUMBER
Maintenance & Fleet	Status Reports Month of September 2025	1-6

DELAWARE RIVER JOINT TOLL BRIDGE COMMISSION

Meeting of October 27, 2025

Maintenance & Fleet September 2025

Trenton-Morrisville/Southern Region Maintenance Center

Swept 295 multiple times
Fixed condensation line in Joe Donnelly's office
ACS replaced a faulty valve in Steve Burke's office
Generator PM was done Admin and AET
Repaired the float in the chiller tower
Trimmed Trees along fence line Wetland Area
Cut one bottom of one of the basins for it's once a year cut. Have two more to do as weather permits
Replaced the expansion tank for hot water heater AET Building
Fixed condensation line in the Boiler Room
Descaled the three Keurig's Admin 2nd Floor
Sign reflectivity test was performed in the Southern Region for Bridge Inspection

New Hope-Lambertville

Installed new drainage system on the NJ abutment at NHL-T. Dug out along the wall, put stone, and new pipe along the weep holes.
Installed new flooring at WCTSB Shelter.
Fabricated and installed new light pole bases on light poles at NHL.
Repaired a light pole that was hit in the parking lot at NHL.
Assisted LH Maint in repairing the LT sign.
Assisted with sign reflectivity work in the SR.
Installed new lights in the welding shop at NHL, upgraded to LED fixtures.
Removed vines and weeds growing along the side of the L-RR Bridge.
Filled our 1,000 gallon brine tank and started prepping for winter.

I-78

Helped with backhoe at alpha gate (ESS project)
Repaired sinking storm water inlet in welcome center
Repaired holes in drain under river bridge
Tared east bound along ORT
Started prepping trucks for snow season
Allen Chase sprayed all guide rails
Repaired water leak in custodial closet

I-78 (Continued)

10 foot section of main sewer line for welcome center replaced

Generators services

New starter and batteries in 2019 Mack

Easton-Phillispburg

Pavement marking at EP Route 22 Eastbound

Northampton Street Lighting Repairs

Scupper cleaning on Route 22 Eastbound/Westbound

Repair damaged streetlight in PA Route 611

Prep vehicles for winter ops – chassis coating, installing spreaders

Pressure washed exterior of all Toll Supported Bridges

Removed all Man saver gates in toll plaza

Repaired damaged traffic light at Riverton-Belvedere

Delivered generator and transfer switch to Uhlerstown-Frenchtown for contractor install

Crack sealing on Route 22 and ramps

Added emergency lighting to Dulevo street sweeper

Portland-Columbia

Service and replace tires on patrol vehicle BP 13

Repair 2 streetlights in NJ

Trimmed shrubs and weeded flower beds at pedestrian bridge

Boom mow and remote mow banks in PA and NJ

Disconnected electric to old sign structure for removal project # TTS-784A-008

Jackhammer out old concrete and pour new concrete to repair pothole eastbound before bridge deck.

Delaware Water Gap

Removed phones from toll lane booths

Painted and repaired fuel tanks

Trimmed brush around all outfalls

Had lane closure for ESS camera replacement

Cleaned scuppers on bridge deck

Power washed all walls in maint garage

Cleaned bridge deck joints

Painted entire maint garage

Refinished/painted all shop equipment

Had blast plates removed

Delaware Water Gap (continued)

Had building sewer pipe coated

Fixed bridge lighting short

Milford-Montague

Repaired stonework from incident #2025-2269.

Performed concrete repair and cleaned 4 drains in lane one.

New MW completed 10-day CDL training in Somerset.

Repaired decorative stone on sidewalk side of wall in lane one.

Started trimming trees along property line with pole saw.

Took pallets and other large debris to SCMUA landfill.

Mohawk vehicle lift was inspected.

RMS and DRMS attended leadership training at NHL.

Escorted Ehrlich pest control around facility and plaza.

Replaced faulty door closure on door coming into maintenance area.

Removed brush by pier under NJ side of the bridge.

Continued in house CDL training with new MW to prepare for test in October.

EMR performed major service and load test on facility standby generator.

Removed, cleaned, and painted several HVAC vents throughout facility.

Southern Region
Richard Taitt, Director of Maintenance
Nat Amato, Deputy Director of Maintenance
Larry Dubin, Regional Maintenance Supervisor, Trenton-Morrisville
Charles Slack, Regional Maintenance Supervisor, New Hope-Lambertville

Trenton-Morriville Toll Bridge

Task	JAN	FEB	MAR	APR	MAY	JUN	JUL	AUG	SEP	OCT	NOV	DEC	Total Staffing-Hours
Bridge Maintenance	160	96	224	240	56	232	232	216	104				1,560
Bldg./Facilities Maintenance	2,840	2,112	2,848	2,736	2,288	1,800	2344	2,461	2,232				21,661
Grounds Maintenance	200	240	600	816	816	768	968	736	512				5,656
Road Maintenance	160	112	176	264	72	104	320	296	128				1,632
Snow/Ice Maintenance	728	744	0	0	0	0	0	0	8				1,480
Vehicle Maintenance	376	272	360	256	312	192	272	320	344				2,704
Miscellaneous	40	64	96	24	96	144	24	240	328				1,056
Total Man-hours	4,504	3,640	4,304	4,336	3,640	3,240	4,160	4,269	3,656	0	0	0	35,749

New Hope-Lambertville Toll Bridge

Task	JAN	FEB	MAR	APR	MAY	JUN	JUL	AUG	SEP	OCT	NOV	DEC	Total Staffing-Hours
Bridge Maintenance	72	32	160	304	192	448	488	200	120				2,016
Bldg./Facilities Maintenance	788	544	712	496	616	484	484	536	436				5,096
Grounds Maintenance	96	104	368	392	368	464	456	288	488				3,024
Road Maintenance	184	232	120	352	160	224	168	360	288				2,088
Snow/Ice Maintenance	632	624	80	24	0	0	0	0	64				1,424
Vehicle Maintenance	216	104	232	160	144	48	136	336	216				1,592
Miscellaneous	136	104	240	176	360	192	80	128	232				1,648
Total Man-hours	2,124	1,744	1,912	1,904	1,840	1,860	1,812	1,848	1,844	0	0	0	16,888

Central Region
Richard Taitt, Director of Maintenance
Nat Amato, Deputy Director of Maintenance
Steve Bosga, Regional Maintenance Supervisor, I-78
Open, Regional Maintenance Supervisor, Easton-Phillipsburg

Easton-Phillipsburg Toll Bridge

Task	JAN	FEB	MAR	APR	MAY	JUN	JUL	AUG	SEP	OCT	NOV	DEC	Total Staffing-Hours
Bridge Maintenance	368	272	416	304	560	336	624	616	264				3,760
Bldg./Facilities Maintenance	744	496	632	880	688	472	568	520	560				5,560
Grounds Maintenance	360	200	752	1,104	832	808	880	816	808				6,560
Road Maintenance	432	256	704	224	216	344	304	96	504				3,080
Snow/Ice Maintenance	504	608	0	0	0	0	0	0	0				1,112
Vehicle Maintenance	232	160	304	152	136	224	208	248	352				2,016
Miscellaneous	0	0	24	32	56	48	0	48	40				248
Total Man-hours	2,640	1,992	2,832	2,696	2,488	2,232	2,584	2,344	2,528	0	0	0	22,336

I-78 Toll Bridge

Task	JAN	FEB	MAR	APR	MAY	JUN	JUL	AUG	SEP	OCT	NOV	DEC	Total Staffing-Hours
Bridge Maintenance	0	0	0	0	40	0	0	0	0				40
Bldg./Facilities Maintenance	1,256	936	1120	864	744	652	696	688	752				7,708
Grounds Maintenance	152	200	472	496	576	816	752	824	568				4,856
Road Maintenance	16	8	320	192	48	0	280	296	376				1,536
Snow/Ice Maintenance	312	376	0	0	0	0	0	0	0				688
Vehicle Maintenance	304	200	192	240	216	136	128	160	320				1,896
Miscellaneous	8	24	80	32	16	0	8	8	16				192
Total Man-hours	2,048	1,744	2,184	1,824	1,640	1,604	1,864	1,976	2,032	0	0	0	16,916

Northern Region
Richard Taitt, Director of Maintenance
Nat Amato, Deputy Director of Maintenance
William Kresge, Regional Maintenance Supervisor - Portland Columbia
Leon Werkheiser, Regional Maintenance Supervisor - Delaware Water Gap
Matt Meeker, Regional Maintenance Supervisor - Milford-Montague

Portland-Columbia Toll Bridge

Task	JAN	FEB	MAR	APR	MAY	JUN	JUL	AUG	SEP	OCT	NOV	DEC	Total Staffing-Hours
Bridge Maintenance	0	0	270	144	16	16	0	0	0				446
Bldg./Facilities Maintenance	556	438	422	444	400	388	458	258	242				3,606
Grounds Maintenance	136	148	122	261	268	266	238	282	278				1,999
Road Maintenance	0	0	25	195	12	0	40	148	184				604
Snow/Ice Maintenance	110	218	32	0	0	0	0	0	0				360
Vehicle Maintenance	232	158	218	90	118	75	60	104	206				1,261
Miscellaneous	8	32	64	110	8	24	0	40	8				294
Total Man-hours	1,042	994	1,153	1,244	822	769	796	832	918	0	0	0	8,570

Delaware Water Gap Toll Bridge

Task	JAN	FEB	MAR	APR	MAY	JUN	JUL	AUG	SEP	OCT	NOV	DEC	Total Staffing-Hours
Bridge Maintenance	0	8	16	311	136	16	32	84	144				747
Bldg./Facilities Maintenance	992	852	1,020	920	520	604	608	768	1,076				7,360
Grounds Maintenance	216	188	224	376	544	560	660	564	276				3,608
Road Maintenance	208	65	244	80	220	176	216	216	128				1,553
Snow/Ice Maintenance	168	384	0	64	0	0	0	0	8				624
Vehicle Maintenance	320	208	192	128	160	196	128	136	124				1,592
Miscellaneous	40	24	56	64	72	184	80	64	40				624
Total Man-hours	1,944	1,729	1,752	1,943	1,652	1,736	1,724	1,832	1,796	0	0	0	16,108

Milford-Montague Toll Bridge

Task	JAN	FEB	MAR	APR	MAY	JUN	JUL	AUG	SEP	OCT	NOV	DEC	Total Staffing-Hours
Bridge Maintenance	0	0	0	144	16	0	0	40	0				200
Bldg./Facilities Maintenance	670	540	638	544	472	520	626	480	502				4,992
Grounds Maintenance	62	64	112	148	312	292	236	290	194				1,710
Road Maintenance	0	0	32	56	24	32	136	138	132				550
Snow/Ice Maintenance	69	76	0	4	0	0	0	0	0				149
Vehicle Maintenance	176	144	202	88	200	178	192	240	134				1,554
Miscellaneous	0	0	16	24	48	64	24	48	168				392
Total Man-hours	977	824	1,000	1,008	1,072	1,086	1,214	1,236	1,130	0	0	0	9,547

DELAWARE RIVER JOINT TOLL BRIDGE COMMISSION

Meeting of October 27, 2025

USE OF FACILITIES REQUEST REPORT

MONTH OF SEPTEMBER 2025

SUBJECT	DESCRIPTION	PAGE NUMBER
Use of Facilities	Use of Facilities Request-Month of September 2025	1

DELAWARE RIVER JOINT TOLL BRIDGE COMMISSION

Meeting of OCTOBER 27, 2025

PROPERTY REPORT

Use of Commission Facilities

Facility	Organization	Date/Time	Description of Use
New Hope Toll Bridge	Asphalt Paving Systems Inc.	April 2, 2025, through November 28, 2025	UOF Asphalt Paving Systems Inc. Route 206 Construction Signs
Easton Phillipsburg	Comcast Cable	May 19, 2025, through November 19, 2025.	Trench asphalt and place coax under Thruway.
Easton Phillipsburg – Intersection of N. Main St & Broad St	Skoda Contracting	September 22, 2025, through October 3, 2025	Removal of below ground regulator pits (natural gas) and installation of approx 20' of 4" plastic gas main. Fully restore any disturbed areas.
Easton Phillipsburg	UGI	Around October 28, 2025; between the hours 7:00am- 4:00pm	Abandon existing gas main underneath SR 22 on Commission property. Running from SR 611 north of SR 22 to Larry Holmes Dr.
Uhlerstown Frenchtown	Central Bucks Bicycle Club	October 12, 2025; 9am-3pm	Covered Bridge Ride- Walk bikes across sidewalk of Frenchtown