

**DELAWARE RIVER**  
**JOINT TOLL BRIDGE COMMISSION**  
**MINUTES**  
**MEETING OF FEBRUARY 23, 2026**

**DELAWARE RIVER JOINT TOLL BRIDGE COMMISSION**

**MEMBERS OF THE COMMISSION**

**NEW JERSEY**

HONORABLE ALADAR KOMJATHY

**Chairman**

HONORABLE MICHAEL B. LAVERY

**Treasurer**

HONORABLE WALTER ORCUTT

HONORABLE LORI CIESLA

HONORABLE JOHN DI VERONICA

**PENNSYLVANIA**

HONORABLE PAMELA JANVEY

**Vice Chair**

HONORABLE DANIELLA YOUNG

HONORABLE ISMAIL A. SHAHID

HONORABLE DANIEL GRACE

**Secretary**

HONORABLE JOHN D. CHRISTY

**DELAWARE RIVER JOINT TOLL BRIDGE COMMISSION**

**STANDING COMMITTEES**

**FINANCE, INSURANCE MANAGEMENT AND OPERATIONS**

**PENNSYLVANIA:** Janvey\*, Shahid

**NEW JERSEY:** Ciesla, Komjathy

**PROJECTS, PROPERTY AND EQUIPMENT**

**PENNSYLVANIA:** Christy, Young

**NEW JERSEY:** Lavery\*, Orcutt

**PROFESSIONAL SERVICES**

**PENNSYLVANIA:** Christy\*, Janvey

**NEW JERSEY:** Komjathy, Orcutt

**PERSONNEL**

**PENNSYLVANIA:** Young, Grace

**NEW JERSEY:** Komjathy\*

---

**AUDIT COMMITTEE**

**PENNSYLVANIA:** Janvey, Shahid\*

**NEW JERSEY:** Lavery

**ADMINISTRATIVE COMMITTEE**

**PENNSYLVANIA:** Grace, Shahid

**NEW JERSEY:** Ciesla,

Chairman and Vice Chair are Ex-Officio of All Committees

\*Chairperson of Committee

**DELAWARE RIVER JOINT TOLL BRIDGE COMMISSION**  
**RECAPITULATION OF COMMITTEE MEMBERSHIP**

<b>Lavery</b>	(1)	Projects, Property and Equipment (Chairperson)
	(2)	Audit Committee
<b>Di Veronica</b>		
<b>Orcutt</b>	(1)	Projects, Property and Equipment
	(2)	Professional Services
<b>Ciesla</b>	(1)	Finance, Insurance Management Operations
	(2)	Administrative Committee
<b>Komjathy</b>	(1)	Ex-Officio of all Committees
	(2)	Finance, Insurance Management Operations
	(3)	Professional Services
	(4)	Personnel (Chairperson)
<b>Janvey</b>	(1)	Ex-Officio of all Committees
	(2)	Finance, Insurance Management and Operations (Chairperson)
	(3)	Audit Committee
	(4)	Professional Services
<b>Grace</b>	(1)	Administrative Committee
	(2)	Personnel Committee (Chairperson)
<b>Christy</b>	(1)	Projects, Property and Equipment
	(2)	Professional Services (Chairperson)
<b>Young</b>	(1)	Projects, Property and Equipment
	(2)	Personnel
<b>Shahid</b>	(1)	Finance, Insurance Management Operations
	(2)	Audit Committee (Chairperson)
	(3)	Administrative Committee

**DELAWARE RIVER JOINT TOLL BRIDGE COMMISSION**

**PROFESSIONAL ASSOCIATES**

**CONSULTING ENGINEERS**

PICKERING, CORTS & SUMMERSON, INC.  
Newtown, Pennsylvania

**GENERAL COUNSEL**

ARCHER  
Philadelphia, Pennsylvania

FLORIO, PERRUCCI, STEINHARDT,  
CAPPELLI & TIPTON  
Easton, Pennsylvania

**LABOR COUNSEL**

STRADLEY, RONON  
Philadelphia, Pennsylvania

CHISEA, SHAHINIAN & GIANTOMASI  
West Orange, New Jersey

**AUDITOR**

SB & Company  
Owings Mills, MD

**FINANCIAL ADVISOR**

ACACIA FINANCIAL GROUP  
Mt. Laurel, New Jersey

**COMMUNICATIONS CONSULTANT**

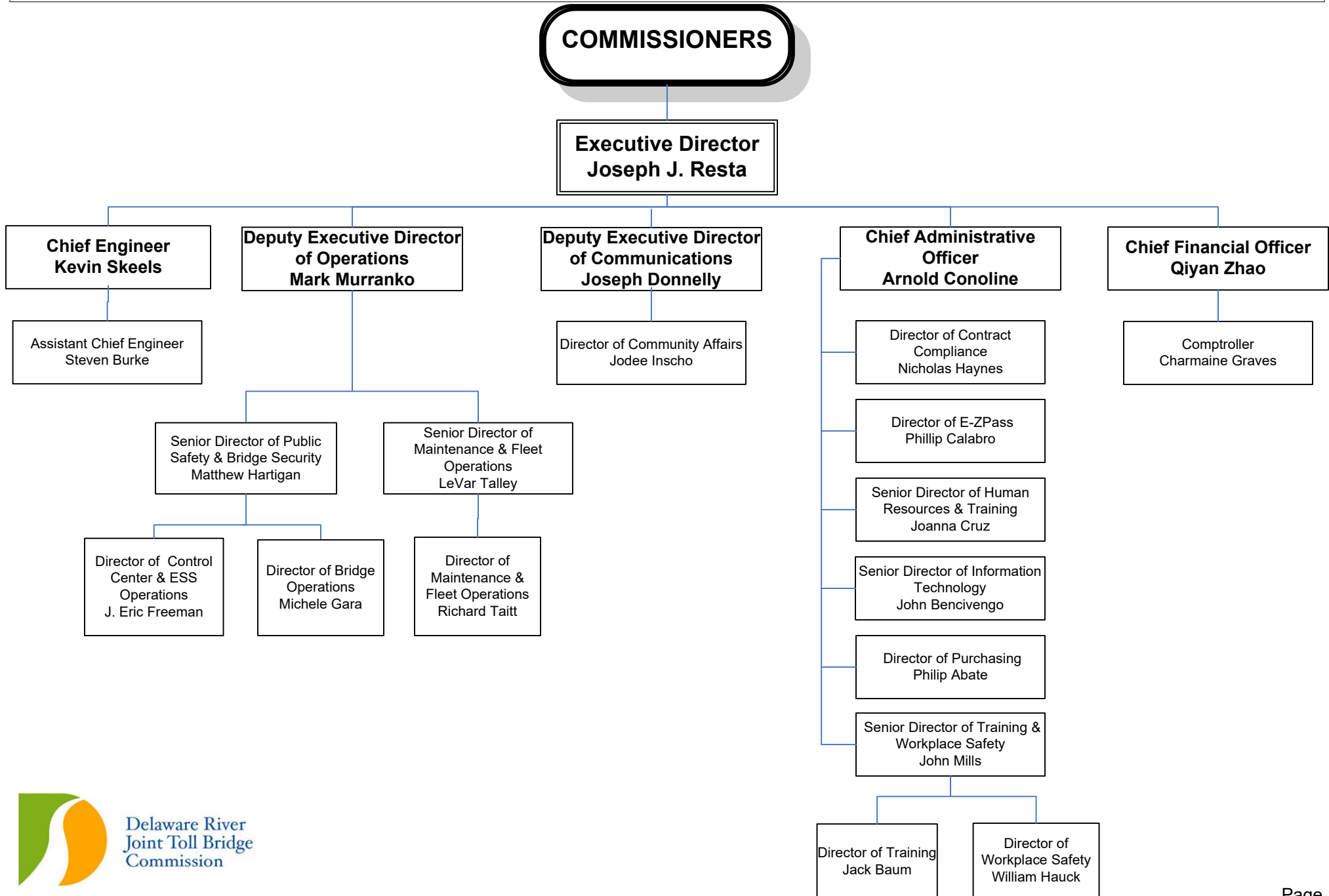
BELLEVUE COMMUNICATIONS  
Philadelphia, Pennsylvania

**INVESTMENT ADVISOR**

STONERIDGE PMG ADVISORS, LLC  
Radnor, Pennsylvania

# DELAWARE RIVER JOINT TOLL BRIDGE COMMISSION

## ORGANIZATION CHART



**DELAWARE RIVER JOINT TOLL BRIDGE COMMISSION**

**Meeting of February 23, 2026**

**INDEX TO MINUTES**

	<b>PAGE</b>
1. Call to Order.....	1
2. Appearances.....	1 - 2
3. Roll Call.....	2
4. Welcome Remarks of the Executive Director .....	2
5. Introduction of Comments from the Public.....	2
6. Executive Director’s Report.....	2
7. Approval of Minutes for Commission Meeting held January 26, 2026.....	2 - 3
8. Approval of Operations Report-Month of January 2026.....	3
9. Acceptance of the 2025 Traffic Engineering Report Year 2026, Toll Bridge Traffic Volume and Revenue Projections Submitted by the Traffic Engineering Consultant, C-761A.....	3 - 4
10. Appointment of Christy Farrres to Toll-Supported Bridge Monitor II, Central Region.....	4
11. Appointment of Chris Monaco to Toll Supported Bridge Monitor II, Central Region.....	4 - 5
12. Appointment of Jayme Pfitzenmayer to Toll- Supported Bridge Monitor II, Central Region.....	5
13. Appointment of Frank Enyedy to Toll-Supported Bridge Monitor II, Southern Region.....	5 - 6
14. Appointment of Anthony Nixon to Toll-Supported Bridge Monitor II, Southern Region.....	6
15. Appointment of Rashawn Bailey to Control Center Monitor II.....	6 - 7

**DELAWARE RIVER JOINT TOLL BRIDGE COMMISSION**

**Meeting of February 23, 2026**

16. Appointment of Susan Carl to Control Center Monitor II.....	7
17. Appointment of Makayla Muhammad to Control Center Monitor II.....	7 - 8
18. Appointment of Clifton Prewitt to Control Center Monitor II.....	8
19. Promotion of Aaron Schermerhorn to Fleet Manager.....	8 - 9
20. Promotion of Ryan Dietz to Fleet Supervisor.....	9
21. Promotion of Maintenance Employee (1) Individual.....	9 - 10
22. Approval of Retirement Benefits, Christopher Kopach, Toll Bridge Corporal.....	10
23. Approval of Retirement Benefits, Harry Fawkes Jr., Deputy Regional Maintenance Supervisor.....	10 - 11
24. Approve Payment of Invoices, Chiesa, Shahinian & Giantomasi, NJ Labor Counsel.....	11 - 12
25. Approve Payment of Invoices, Archer Law, PA General Counsel.....	12
26. Approve Payment of Invoices, Stradley Ronon, PA Labor Counsel.....	12 - 13
27. Approve Payment of Invoices, Florio, Perrucci, Steinhardt and Cappelli, NJ General Counsel .....	13
28. Invite Any Comments from the Public.....	13
29. Scheduling of the March 30, 2026 Meeting.....	14
30. Adjournment.....	14 - 15

**DELAWARE RIVER JOINT TOLL BRIDGE COMMISSION**  
**Meeting of February 23, 2026**

**CALL TO ORDER**

The Regular Monthly Meeting of the Delaware River Joint Toll Bridge Commission was called to order at the Scudder Falls Administration Building via Microsoft Teams and in person on Monday, February 23, 2026, at 10:32 a.m. pursuant to notice properly forwarded to each member in compliance with the by-laws. Joseph J. Resta, Executive Director presided at this meeting.

**APPEARANCES:**

**COMMISSION MEMBERS:**

Hon. Aladar Komjathy (New Jersey)  
Hon. Pamela Janvey (Pennsylvania)  
Hon. Daniel Grace (Pennsylvania)  
Hon. John Di Veronica (New Jersey)  
Hon. Lori Ciesla (New Jersey)  
Hon. John Christy (Pennsylvania)  
Hon. Michael Lavery (New Jersey)  
Hon. Daniella Young (Pennsylvania)  
Hon. Walter Orcutt (New Jersey)

**COMMISSION MEMBERS ABSENT:**

Hon. Ismail Shahid (Pennsylvania)

**COMMISSION COUNSEL:**

Shelley Smith, Archer Law, Pennsylvania  
Katy Fina, Florio, Perrucci, Steinhardt & Cappelli, New Jersey  
Brian O'Neill, Chiesa, Shahinian & Giantomasi, New Jersey  
Jonathan Bloom, Stradley Ronon, Pennsylvania

**GOVERNORS' REPRESENTATIVES:**

Blair Gerold, NJ Governor's Office  
Anthony Luker, PA Governor's Office

**COMMISSION STAFF MEMBERS:**

Joseph Resta, Executive Director  
Arnold Conoline, Chief Administrative Officer  
Kevin Skeels, Chief Engineer  
Qiyao (Tracy) Zhao, Chief Financial Officer  
Joseph Donnelly, Deputy Executive Director of Communications  
Charmaine Graves, Comptroller

**DELAWARE RIVER JOINT TOLL BRIDGE COMMISSION**  
**Meeting of February 23, 2026**

Charles Stracciolini, Program Manager of Technology  
Jodee Inscho, Director of Community Affairs  
Heather McConnell, Executive Administrative Generalist/Commissioner Liaison

**PROFESSIONAL ASSOCIATES:**

**OTHERS:**

JF, Via Teams

**ROLL CALL**

**WELCOMING REMARKS OF THE EXECUTIVE DIRECTOR**

Executive Director Resta welcomed those persons whose identities are set forth hereinabove under "Appearances".

**INTRODUCE ANY COMMENTS FROM THE PUBLIC**

Executive Director Resta addressed the meeting and said:

*The next item on the agenda is welcoming of visitors. We have no visitors in person. We do have someone registered as a JF on Teams. This is the portion of the meeting where we invite any comments on agenda items from the public. Procedures for public comment are as follows: Speakers will be allowed one three-minute time frame to provide comments. There will be no repeat speakers and no yielding time to another speaker. There is also another portion of the meeting where we have new business comments. That would be non-agenda comments a little bit later in the meeting. So, to the extent that anyone has comments on the agenda this morning, please identify yourself, give us your name and the town that you are from, and you will be provided a time frame to speak. Hearing none*

**EXECUTIVE DIRECTOR'S REPORT**

*I'm going to forego comments for today and move onto general items requiring Commission action.*

**APPROVAL OF MINUTES FOR REGULAR COMMISSION MEETING JANUARY 26, 2026**

**R: 5364-02-26-ADM-01-02-26**

Executive Director Resta addressed the meeting and requested the adoption of a Resolution approving the Minutes of the Commission Meeting held January 26, 2026.

**DELAWARE RIVER JOINT TOLL BRIDGE COMMISSION**  
**Meeting of February 23, 2026**

At the conclusion of the review, Chairman Komjathy moved and Vice Chair Janvey seconded the adoption of the following Resolution:

**"RESOLVED:** by the Delaware River Joint Toll Bridge Commission at its Regular Meeting assembled this 23<sup>rd</sup> Day of February 2026 that the Minutes of the Regular Commission Meeting held on January 26, 2026, are hereby approved."

Executive Director Resta reported that there were five affirmative votes from New Jersey, and four affirmative votes from Pennsylvania.

Executive Director Resta then invited any further questions on the Resolution. No further questions were presented, and the Resolution was unanimously adopted.

**APPROVAL OF OPERATIONS REPORT-MONTH OF JANUARY 2026**

**R: 5365-02-26-ADM-02-02-26**

Executive Director Resta addressed the meeting and asked if there were any questions on any of the reports contained in the "Operations Report".

At the conclusion of the review, Vice Chair Janvey moved and Chairman Komjathy seconded the adoption of the following Resolution:

**"RESOLVED:** By the Delaware River Joint Toll Bridge Commission at its Regular Meeting assembled this 23<sup>rd</sup> Day of February 2026 that the Operations Report, which reflects Commission activity for the month of January 2026, is hereby approved."

Executive Director Resta reported that there were five affirmative votes from New Jersey, and four affirmative votes from Pennsylvania.

Executive Director Resta then invited any further questions on the Resolution. No further questions were presented, and the Resolution was unanimously adopted.

**ACCEPTANCE OF 2025 TRAFFIC ENGINEERING REPORT, YEAR 2026, TOLL BRIDGE TRAFFIC VOLUME AND REVENUE PROJECTIONS SUBMITTED BY THE TRAFFIC ENGINEERING CONSULTANT, C-761A**

**R: 5366-02-26-ENG-01-02-26**

Executive Director Resta addressed the Meeting and asked the Commission Members, if, after their review, there were any questions.

At the conclusion of the review, Commissioner Di Veronica moved and Commissioner Ciesla seconded the adoption of the following Resolution:

**"RESOLVED:** By the Delaware River Joint Toll Bridge Commission at its Regular Meeting assembled this 23<sup>rd</sup> Day of February 2026 that, the Commission, via this resolution, authorizes

**DELAWARE RIVER JOINT TOLL BRIDGE COMMISSION**  
**Meeting of February 23, 2026**

receipt, filing, and acceptance of the report entitled “2025 Traffic Engineering Report, Year 2026 Toll Bridge Traffic Volume and Revenue Projections” as submitted by the Commission’s Traffic Engineering Consultant.”

Executive Director Resta reported that there were five affirmative votes from New Jersey, and four affirmative votes from Pennsylvania.

Executive Director Resta then invited any further questions on the Resolution. No further questions were presented, and the Resolution was unanimously adopted.

Executive Director Resta addressed the meeting and said:

*We do have a number of personnel resolutions for this morning.*

**APPOINTMENT OF CHRISTY FARRER TO TOLL-SUPPORTED BRIDGE MONITOR II, CENTRAL REGION**

**R:5367-02-26-PER-01-02-26**

Executive Director Resta addressed the Meeting and asked the Commission Members, if, after their review, there were any questions.

At the conclusion of the review, Commissioner Ciesla moved and Commissioner Young seconded the adoption of the following Resolution:

**“RESOLVED:** By the Delaware River Joint Toll Bridge Commission at its Regular Meeting assembled this 23<sup>rd</sup> Day of February 2026, that Christy Farres be appointed to the position of Toll-Supported Bridge Monitor II, Central Region, in the Public Safety and Bridge Security Division. Compensation shall be set at \$48,000 per annum, which is the starting salary for the Toll-Supported Bridge Monitor II position in accordance with the Salary Table effective January 1, 2026. The appointment to be made pending satisfactory completion of the required personnel processing.”

Executive Director Resta reported that there were five affirmative votes from New Jersey, and four affirmative votes from Pennsylvania.

Executive Director Resta then invited any further questions on the Resolution. No further questions were presented, and the Resolution was unanimously adopted.

**APPOINTMENT OF CHRIS MONACO TO TOLL-SUPPORTED BRIDGE MONITOR II, CENTRAL REGION**

**R:5368-02-26-PER-02-02-26**

Executive Director Resta addressed the Meeting and asked the Commission Members, if, after their review, there were any questions.

**DELAWARE RIVER JOINT TOLL BRIDGE COMMISSION**  
**Meeting of February 23, 2026**

At the conclusion of the review, Commissioner Lavery moved and Commissioner Christy seconded the adoption of the following Resolution:

**“RESOLVED:** By the Delaware River Joint Toll Bridge Commission at its Regular Meeting assembled this 23<sup>rd</sup> Day of February 2026, that Chris Monaco be appointed to the position of Toll-Supported Bridge Monitor II, Central Region, in the Public Safety and Bridge Security Division. Compensation shall be set at \$48,000 per annum, which is the starting salary for the Toll-Supported Bridge Monitor II position in accordance with the Salary Table effective January 1, 2026. The appointment to be made pending satisfactory completion of the required personnel processing.”

Executive Director Resta reported that there were five affirmative votes from New Jersey, and four affirmative votes from Pennsylvania.

Executive Director Resta then invited any further questions on the Resolution. No further questions were presented, and the Resolution was unanimously adopted.

**APPOINTMENT OF JAYME PFITZENMAYER TO TOLL-SUPPORTED BRIDGE MONITOR II, CENTRAL REGION**

**R: 5369-02-26-PER-03-02-26**

Executive Director Resta addressed the Meeting and asked the Commission Members, if, after their review, there were any questions.

At the conclusion of the review, Commissioner Grace moved and Commissioner Di Veronica seconded the adoption of the following Resolution:

**“RESOLVED:** by the Delaware River Joint Toll Bridge Commission at its Regular Meeting assembled this 23<sup>rd</sup> Day of February 2026, that Jayme Pfitzenmayer be appointed to the position of Toll-Supported Bridge Monitor II, Central Region, in the Public Safety and Bridge Security Division. Compensation shall be set at \$48,000 per annum, which is the starting salary for the Toll-Supported Bridge Monitor II position in accordance with the Salary Table effective January 1, 2026. The appointment to be made pending satisfactory completion of the required personnel processing.”

Executive Director Resta reported that there were five affirmative votes from New Jersey, and four affirmative votes from Pennsylvania.

Executive Director Resta then invited any further questions on the Resolution. No further questions were presented, and the Resolution was unanimously adopted.

**APPOINTMENT OF FRANK ENYEDY TO TOLL-SUPPORTED BRIDGE MONITOR II, SOUTHERN REGION**

**R: 5370-02-26-PER-04-02-26**

Executive Director Resta addressed the Meeting and asked the Commission Members, if, after their review, there were any questions.

**DELAWARE RIVER JOINT TOLL BRIDGE COMMISSION**  
**Meeting of February 23, 2026**

At the conclusion of the review, Vice Chair Janvey moved and Commissioner Lavery seconded the adoption of the following Resolution:

**“RESOLVED:** by the Delaware River Joint Toll Bridge Commission at its Regular Meeting assembled this 23<sup>rd</sup> Day of February 2026, that Frank Enyedy be appointed to the position of Toll-Supported Bridge Monitor II, Southern Region, in the Public Safety and Bridge Security Division. Compensation shall be set at \$48,000 per annum, which is the starting salary for the Toll-Supported Bridge Monitor II position in accordance with the Salary Table effective January 1, 2026. The appointment to be made pending satisfactory completion of the required personnel processing.”

Executive Director Resta reported that there were five affirmative votes from New Jersey, and four affirmative votes from Pennsylvania.

Executive Director Resta then invited any further questions on the Resolution. No further questions were presented, and the Resolution was unanimously adopted.

**APPOINTMENT OF ANTHONY NIXON TO TOLL-SUPPORTED BRIDGE MONITOR II, SOUTHERN REGION**

**R: 5371-02-26-PER-05-02-26**

Executive Director Resta addressed the Meeting and asked the Commission Members, if, after their review, there were any questions.

At the conclusion of the review, Commissioner Di Veronica moved and Commissioner Grace seconded the adoption of the following Resolution:

**“RESOLVED:** by the Delaware River Joint Toll Bridge Commission at its Regular Meeting assembled this 23<sup>rd</sup> Day of February 2026, that Anthony Nixon be appointed to the position of Toll-Supported Bridge Monitor II, Southern Region, in the Public Safety and Bridge Security Division. Compensation shall be set at \$48,000 per annum, which is the starting salary for the Toll-Supported Bridge Monitor II position in accordance with the Salary Table effective January 1, 2026. The appointment to be made pending satisfactory completion of the required personnel processing.”

Executive Director Resta reported that there were five affirmative votes from New Jersey, and four affirmative votes from Pennsylvania.

Executive Director Resta then invited any further questions on the Resolution. No further questions were presented, and the Resolution was unanimously adopted.

**APPOINTMENT OF RASHAWN BAILEY TO CONTROL CENTER MONITOR II**

**R: 5372-02-26-PER-06-02-26**

Executive Director Resta addressed the Meeting and asked the Commission Members, if, after their review, there were any questions.

**DELAWARE RIVER JOINT TOLL BRIDGE COMMISSION**  
**Meeting of February 23, 2026**

At the conclusion of the review, Vice Chair Janvey moved and Commissioner Ciesla seconded the adoption of the following Resolution:

**“RESOLVED:** by the Delaware River Joint Toll Bridge Commission at its Regular Meeting assembled this 23<sup>rd</sup> Day of February 2026, that Rashawn Bailey be appointed to the position of Control Center Monitor II, in the Public Safety and Bridge Security Division. Compensation shall be set at \$51,283, which is the starting salary for the Control Center Monitor II position in accordance with the Salary Table effective January 1, 2026. The appointment to be made pending satisfactory completion of the required personnel processing.”

Executive Director Resta reported that there were five affirmative votes from New Jersey, and four affirmative votes from Pennsylvania.

Executive Director Resta then invited any further questions on the Resolution. No further questions were presented, and the Resolution was unanimously adopted.

**APPOINTMENT OF SUSAN CARL TO CONTROL CENTER MONITOR II**

**R: 5373-02-26-PER-07-02-26**

Executive Director Resta addressed the Meeting and asked the Commission Members, if, after their review, there were any questions.

At the conclusion of the review, Commissioner Lavery moved and Commissioner Grace seconded the adoption of the following Resolution:

**“RESOLVED:** by the Delaware River Joint Toll Bridge Commission at its Regular Meeting assembled this 23<sup>rd</sup> Day of February 2026, that Susan Carl be appointed to the position of Control Center Monitor II, in the Public Safety and Bridge Security Division. Compensation shall be set at \$51,283, which is the starting salary for the Control Center Monitor II position in accordance with the Salary Table effective January 1, 2026. The appointment to be made pending satisfactory completion of the required personnel processing.”

Executive Director Resta reported that there were five affirmative votes from New Jersey, and four affirmative votes from Pennsylvania.

Executive Director Resta then invited any further questions on the Resolution. No further questions were presented, and the Resolution was unanimously adopted.

**APPOINTMENT OF MAKAYLA MUHAMMAD TO CONTROL CENTER MONITOR II**

**R: 5374-02-26-PER-08-02-26**

Executive Director Resta addressed the Meeting and asked the Commission Members, if, after their review, there were any questions.

**DELAWARE RIVER JOINT TOLL BRIDGE COMMISSION**  
**Meeting of February 23, 2026**

At the conclusion of the review, Commissioner Young moved and Commissioner Orcutt seconded the adoption of the following Resolution:

**“RESOLVED:** by the Delaware River Joint Toll Bridge Commission at its Regular Meeting assembled this 23<sup>rd</sup> Day of February 2026, that Makayla Muhammad be appointed to the position of Control Center Monitor II, in the Public Safety and Bridge Security Division. Compensation shall be set at \$51,283, which is the starting salary for the Control Center Monitor II position in accordance with the Salary Table effective January 1, 2026. The appointment to be made pending satisfactory completion of the required personnel processing.”

Executive Director Resta reported that there were five affirmative votes from New Jersey, and four affirmative votes from Pennsylvania.

Executive Director Resta then invited any further questions on the Resolution. No further questions were presented, and the Resolution was unanimously adopted.

**APPOINTMENT OF CLIFTON PREWITT TO CONTROL CENTER MONITOR II**

**R: 5375-02-26-PER-09-02-26**

Executive Director Resta addressed the Meeting and asked the Commission Members, if, after their review, there were any questions.

At the conclusion of the review, Commissioner Ciesla moved and Commissioner Grace seconded the adoption of the following Resolution:

**“RESOLVED:** by the Delaware River Joint Toll Bridge Commission at its Regular Meeting assembled this 23<sup>rd</sup> Day of February 2026, that Clifton Prewitt be appointed to the position of Control Center Monitor II, in the Public Safety and Bridge Security Division. Compensation shall be set at \$51,283, which is the starting salary for the Control Center Monitor II position in accordance with the Salary Table effective January 1, 2026. The appointment to be made pending satisfactory completion of the required personnel processing.”

Executive Director Resta reported that there were five affirmative votes from New Jersey, and four affirmative votes from Pennsylvania.

Executive Director Resta then invited any further questions on the Resolution. No further questions were presented, and the Resolution was unanimously adopted.

**PROMOTION OF AARON SCHERMERHORN TO FLEET MANAGER**

**R: 5376-02-26-PER-10-02-26**

Executive Director Resta addressed the Meeting and asked the Commission Members, if, after their review, there were any questions.

**DELAWARE RIVER JOINT TOLL BRIDGE COMMISSION**  
**Meeting of February 23, 2026**

At the conclusion of the review, Commissioner Orcutt moved and Commissioner Grace seconded the adoption of the following Resolution:

**“RESOLVED:** by the Delaware River Joint Toll Bridge Commission at its Regular Meeting assembled this 23<sup>rd</sup> Day of February 2026, that Aaron Schermerhorn be promoted to the position of Fleet Manager in the Maintenance & Fleet Operations Division. Compensation shall be set at \$94,048 per annum, which is the starting salary for the Fleet Manager position in accordance with the Salary Table effective January 1, 2026. The promotion to be made pending satisfactory completion of the required personnel processing.”

Executive Director Resta reported that there were five affirmative votes from New Jersey, and four affirmative votes from Pennsylvania.

Executive Director Resta then invited any further questions on the Resolution. No further questions were presented, and the Resolution was unanimously adopted.

**PROMOTION OF RYAN DIETZ TO FLEET SUPERVISOR**

**R: 5377-02-26-PER-11-02-26**

Executive Director Resta addressed the Meeting and asked the Commission Members, if, after their review, there were any questions.

At the conclusion of the review, Chairman Komjathy moved and Vice Chair Janvey seconded the adoption of the following Resolution:

**“RESOLVED:** by the Delaware River Joint Toll Bridge Commission at its Regular Meeting assembled this 23<sup>rd</sup> Day of February 2026, that Ryan Dietz be promoted to the position of Fleet Supervisor in the Maintenance & Fleet Operations Division. Compensation shall be set at \$85,498 per annum, which is the starting salary for the Fleet Supervisor position in accordance with the Salary Table effective January 1, 2026. The promotion to be made pending satisfactory completion of the required personnel processing.”

Executive Director Resta reported that there were five affirmative votes from New Jersey, and four affirmative votes from Pennsylvania.

Executive Director Resta then invited any further questions on the Resolution. No further questions were presented, and the Resolution was unanimously adopted.

**PROMOTION OF MAINTENANCE EMPLOYEES (1) INDIVIDUAL**

**R: 5378-02-26-PER-12-02-26**

Executive Director Resta addressed the Meeting and asked the Commission Members, if, after their review, there were any questions.

**DELAWARE RIVER JOINT TOLL BRIDGE COMMISSION**  
**Meeting of February 23, 2026**

At the conclusion of the review, Vice Chair Janvey moved and Commissioner Di Veronica seconded the adoption of the following Resolution:

**“RESOLVED:** by the Delaware River Joint Toll Bridge Commission at its Regular Meeting assembled this 23<sup>rd</sup> Day of February 2026, that the Commission authorizes the Executive Director to affect the promotion of the following employee, at the stated salary at the start of the first pay period after the approval of this Resolution to the classification indicated: Marc Delsarro, EP Maintenance Worker I \$60,385.”

Executive Director Resta reported that there were five affirmative votes from New Jersey, and four affirmative votes from Pennsylvania.

Executive Director Resta then invited any further questions on the Resolution. No further questions were presented, and the Resolution was unanimously adopted.

**APPROVAL OF RETIREMENT BENEFITS, CHRISTOPHER KOPACH, TOLL BRIDGE CORPORAL**

**R: 5379-02-26-PER-13-02-26**

Executive Director Resta addressed the Meeting and asked the Commission Members, if, after their review, there were any questions.

At the conclusion of the review, Commissioner Ciesla moved and Commissioner Christy seconded the adoption of the following Resolution:

**“RESOLVED:** by the Delaware River Joint Toll Bridge Commission at its Regular Meeting assembled this 23<sup>rd</sup> Day of February 2026, that subject to applicable practices and procedures, the Commission approves the provision of retirement benefits to Christopher Kopach who retired on January 31, 2026.”

Executive Director Resta reported that there were five affirmative votes from New Jersey, and four affirmative votes from Pennsylvania.

Executive Director Resta then invited any further questions on the Resolution. No further questions were presented, and the Resolution was unanimously adopted.

**APPROVAL OF RETIRMENT BENEFITS, HARRY FAWKES JR., DEPUTY REGIONAL MAINTENANCE SUPERVISOR**

**R: 5380-02-26-PER-14-02-26**

Executive Director Resta addressed the Meeting and asked the Commission Members, if, after their review, there were any questions.

**DELAWARE RIVER JOINT TOLL BRIDGE COMMISSION**  
**Meeting of February 23, 2026**

Chairman Komjathy addressed the meeting and said:

*I accept his retirement benefits with some regret. He's one of those guys I see here quite often at the office, and he's a nice man, and I wish him best in his retirement. I'll make the motion.*

Vice Chair Janvey addressed the meeting and said:

*He's entitled to a retirement at his age. Second.*

At the conclusion of the review, Chairman Komjathy moved and Vice Chair Janvey seconded the adoption of the following Resolution:

**“RESOLVED:** by the Delaware River Joint Toll Bridge Commission at its Regular Meeting assembled this 23<sup>rd</sup> Day of February 2026, that subject to applicable practices and procedures, the Commission approves the provision of retirement benefits to Harry Fawkes Jr. who is to retire on July 28, 2026.”

Executive Director Resta reported that there were five affirmative votes from New Jersey, and four affirmative votes from Pennsylvania.

Executive Director Resta then invited any further questions on the Resolution. No further questions were presented, and the Resolution was unanimously adopted.

Executive Director Resta addressed the meeting and said:

*That's the end of the personnel resolutions and in keeping with past practice, we do have a ratification of payment of legal invoices. We will recite all four of those and do one voice vote.*

**APPROVAL FOR PAYMENT OF INVOICES, CHIESA, SHAHINIAN & GIANTOMASI,  
NJ LABOR COUNSEL**

**R: 5381-02-26-ACCT-01-02-26**

Executive Director Resta addressed the Meeting and asked the Commission Members, if, after their review, there were any questions.

At the conclusion of the review, Commissioner Young moved and Commissioner Di Veronica seconded the adoption of the following Resolution:

**“RESOLVED:** by the Delaware River Joint Toll Bridge Commission at its Regular Meeting assembled this 23<sup>rd</sup> Day of February 2026, authorizes payment of invoice #661742 in the total amount due of \$2,575.00 for Professional Services rendered by Chiesa, Shahinian & Giantomasi, New Jersey Labor Counsel.

**“RESOLVED:** Identifying the Operating Fund as the source of funds required for any and all disbursements.”

Executive Director Resta reported that there were five affirmative votes from New Jersey, and four

**DELAWARE RIVER JOINT TOLL BRIDGE COMMISSION**  
**Meeting of February 23, 2026**

affirmative votes from Pennsylvania.

Executive Director Resta then invited any further questions on the Resolution. No further questions were presented, and the Resolution was unanimously adopted.

**APPROVE PAYMENT OF INVOICES, ARCHER LAW, PA GENERAL COUNSEL**

**R: 5382-02-26-ACCT-02-02-26**

Executive Director Resta addressed the Meeting and asked the Commission Members, if, after their review, there were any questions.

At the conclusion of the review, Commissioner Young moved and Commissioner Di Veronica seconded the adoption of the following Resolution:

**“RESOLVED:** By the Delaware River Joint Toll Bridge Commission at its Regular Meeting assembled this 23<sup>rd</sup> Day of February 2026, authorizes payment of invoices #4380674, #4380675, #4380676, #4380677, #4380678, #4380679, and #4380680 in the total amount of \$3,625.00 for Professional Services Rendered by Archer Law, Pennsylvania General Counsel.

**“RESOLVED:** Identifying the Operating Fund as the source of funds required for any and all disbursements.”

Executive Director Resta reported that there were five affirmative votes from New Jersey, and four affirmative votes from Pennsylvania.

Executive Director Resta then invited any further questions on the Resolution. No further questions were presented, and the Resolution was unanimously adopted.

**APPROVE PAYMENT OF INVOICES, STRADLEY RONON, PA LABOR COUNSEL**

**R: 5383-02-26-ACCT-03-02-26**

Executive Director Resta addressed the Meeting and asked the Commission Members, if, after their review, there were any questions.

At the conclusion of the review, Commissioner Young moved and Commissioner Di Veronica seconded the adoption of the following Resolution:

**“RESOLVED:** By the Delaware River Joint Toll Bridge Commission at its Regular Meeting assembled this 23<sup>rd</sup> Day of February 2026, authorizes payment of invoices #25112634 and #25112633 in the total amount of \$1,925.00 for Professional Services Rendered by Stradley Ronon, PA Labor Counsel.

**“RESOLVED:** Identifying the Operating Fund as the source of funds required for any and all disbursements.”

Executive Director Resta reported that there were five affirmative votes from New Jersey, and four

**DELAWARE RIVER JOINT TOLL BRIDGE COMMISSION**  
**Meeting of February 23, 2026**

affirmative votes from Pennsylvania.

Executive Director Resta then invited any further questions on the Resolution. No further questions were presented, and the Resolution was unanimously adopted.

**APPROVE PAYMENT OF INVOICES, FLORIO, PERRUCCI, STEINHARDT AND CAPPELLI, NJ GENERAL COUNSEL**

**R: 5384-02-26-ACCT-04-02-26**

Executive Director Resta addressed the Meeting and asked the Commission Members, if, after their review, there were any questions.

At the conclusion of the review, Commissioner Young moved and Commissioner Di Veronica seconded the adoption of the following Resolution:

**“RESOLVED:** By the Delaware River Joint Toll Bridge Commission at its Regular Meeting assembled this 23<sup>rd</sup> Day of February 2026 authorizes payment of invoices #659926, #660546 and #659927 in the total amount due of \$2,025.00 for Capital and Non-Capital Professional Services Rendered by Florio, Perrucci, Steinhardt and Cappelli, NJ Legal Counsel.

**“RESOLVED:** Identifying the Operating Fund as the source of funds required for any and all disbursements.”

Executive Director Resta reported that there were five affirmative votes from New Jersey, and four affirmative votes from Pennsylvania.

Executive Director Resta then invited any further questions on the Resolution. No further questions were presented, and the Resolution was unanimously adopted.

Executive Director Resta addressed the meeting and said:

*Thank you, Commissioners. That is the end of our resolutions for this morning.*

**INVITE ANY COMMENTS FROM THE PUBLIC**

Executive Director Resta addressed the meeting and said:

*Thank you, folks. This is the point in our meeting where we take new business comments from the public. If there is anyone on the Teams conference that wishes to make a new business comment, please identify yourself by name and town of residence, and you will be provided three-minute session for you to make comment to the Bridge Commission. Any further comments from the public? Hearing none.*

**DELAWARE RIVER JOINT TOLL BRIDGE COMMISSION**  
**Meeting of February 23, 2026**

**SCHEDULING OF THE MARCH 30, 2026 MEETING**

Executive Director Resta addressed the Meeting and stated that the Commission's next meeting is scheduled to be held Monday, March 30, 2026.

This meeting will be called to Order at 10:30 a.m. at the Scudder Falls Administration Building, 1199 Woodside Road, Yardley, PA 19067.

Executive Director Resta assured the Commission Members that an “Official Notice of Meeting” would be forwarded to each and every Member of the Commission.

Vice Chair Janvey addressed the meeting and said:

*Please just thank you for our maintenance group these past three storms. They really put in a ton of work. I would like this on the record.*

Executive Director Resta addressed the meeting and said:

*Yes. They are doing a great job.*

**ADJOURNMENT**


Commissioner Christy then moved that the Meeting be adjourned, and Commissioner Grace seconded. The voice vote was unanimously affirmative, and the Meeting was adjourned at 10:49 a.m., Monday, February 23, 2026.

DELAWARE RIVER JOINT TOLL BRIDGE COMMISSION  
Meeting of February 23, 2026

Prepared and submitted by:



HEATHER L. MCCONNELL  
Executive Administrative Generalist/  
Commissioner Liaison



Attested by:

ARNOLD J. CONOLINE  
Assistant Secretary/Treasurer

Approved by:



JOSEPH J. RESTA  
Executive Director

# **DELAWARE RIVER JOINT TOLL BRIDGE COMMISSION**

**Meeting of February 23, 2026**

## **FINANCE**

The following Pages reflect the reports on those items assigned to the Finance Department. Each item is reported separately and page numbered accordingly.

**DELAWARE RIVER JOINT TOLL BRIDGE COMMISSION**

**Meeting of February 23, 2026**

<b>SUBJECT</b>	<b>DESCRIPTION</b>	<b>PAGE NUMBER</b>
<b>Accounting</b>	<b>Status of Cash Balances at January 31, 2026</b>	<b>1</b>
<b>Accounting</b>	<b>Status of Bond Retirement at January 31, 2026</b>	<b>2</b>
<b>Accounting</b>	<b>Status of Investments at January 31, 2026</b>	<b>3-6</b>
<b>Accounting</b>	<b>Status of Toll Traffic and Revenue &amp; Toll Supported Traffic Month of January 2026 Compared with Month of January 2025</b>	<b>7-22</b>
<b>Accounting</b>	<b>Statistical Summary of Expenditures on Toll Bridges and Toll Supported Bridges Accounts for the Period January 1, 2026, through January 31, 2026</b>	<b>23-31</b>
<b>Accounting</b>	<b>Statement of Revenue and Expenses: One Month Period ending January 31, 2026</b>	<b>32</b>

**DELAWARE RIVER JOINT TOLL BRIDGE COMMISSION**

**Meeting of February 23, 2026**

**There follows Cash Balances of the Commission at January 31, 2026 for the information and review of the Members:**

**COMMISSION CASH DEPOSITS**

Wells Fargo Bank, N. A.

Revenue Fund	5,746,331
Payroll Fund	84,473
Insurance Clearing Account	750,000
<b>TOTAL</b>	<b>\$ 6,580,804</b>

**CASH DEPOSIT GUARANTEES**

**Wells Fargo Bank**                      PA ACT 72                      FULL BALANCE

**DELAWARE RIVER JOINT TOLL BRIDGE COMMISSION**

**Meeting of February 23, 2026**

**STATUS OF BRIDGE REVENUE BONDS AT January 31, 2026**

Maturity	SERIES 2015			SERIES 2017			SERIES 2019A			SERIES 2019B			Total	
	Yield	Principal Amount	Maturities & Calls	Yield	Principal Amount	Maturities & Calls	Yield	Principal Amount	Maturities & Calls	Yield	Principal Amount	Maturities & Calls	Average Yield	Remaining Outstanding
7/1/2019	0	2,410,000	2,410,000											
7/1/2020	1.62%	2,540,000	2,540,000	1.00%	945,000	945,000	1.17%	505,000	505,000	1.17%	6,015,000	6,015,000		-
7/1/2021	1.86%	2,540,000	2,540,000	1.00%	875,000	875,000	1.20%	435,000	435,000	1.20%	5,945,000	5,945,000		-
7/1/2022	2.10%	2,695,000	2,695,000	1.81%	1,740,000	1,740,000	1.23%	455,000	455,000	1.23%	6,255,000	6,255,000		-
7/1/2023	2.34%	2,795,000	2,795,000	2.03%	1,865,000	1,865,000	1.25%	480,000	480,000	1.25%	6,565,000	6,565,000		-
7/1/2024	2.43%	2,935,000	2,935,000	2.31%	1,970,000	1,970,000	1.31%	8,015,000	8,015,000	1.31%	6,830,000	6,830,000		-
7/1/2025	2.55%	3,015,000	3,015,000	2.52%	1,070,000	1,070,000	1.40%	8,170,000	8,170,000	1.40%	7,195,000	7,195,000		-
7/1/2026	2.73%	3,180,000					1.49%	8,585,000		1.49%	7,515,000		1.69%	19,280,000
7/1/2027	3.10%	4,540,000		2.80%	20,000		1.59%	5,800,000		1.59%	7,880,000		1.97%	18,240,000
7/1/2028	3.28%	3,380,000		2.95%	35,000		1.69%	9,410,000		1.69%	8,300,000		1.95%	21,125,000
7/1/2029	3.04%	3,480,000	3,480,000	3.08%	8,380,000		1.77%	3,725,000		1.77%	8,670,000		2.30%	20,775,000
7/1/2030	3.10%	3,670,000	3,670,000	3.19%	8,845,000		1.85%	3,930,000		1.85%	9,045,000		2.39%	21,820,000
7/1/2031	3.14%	3,785,000	3,785,000	3.27%	10,765,000		1.91%	4,055,000		1.91%	9,520,000		2.51%	24,340,000
7/1/2032	3.55%	545,000		3.35%	14,735,000		1.97%	725,000		1.97%	9,995,000		2.79%	26,000,000
7/1/2033	3.56%	10,595,000		3.41%	15,715,000		2.09%	760,000					3.43%	27,070,000
7/1/2034	3.60%	11,020,000		3.47%	16,500,000		2.16%	800,000					3.48%	28,320,000
7/1/2035	3.64%	11,460,000		3.52%	17,325,000		2.21%	835,000					3.53%	29,620,000
7/1/2036	3.73%	11,920,000		3.56%	18,190,000		2.25%	880,000					3.59%	30,990,000
7/1/2037		N/A		3.59%	22,015,000		2.29%	925,000					3.54%	22,940,000
7/1/2038		N/A		3.64%	23,115,000		2.32%	970,000					3.59%	24,085,000
7/1/2039		N/A		3.64%	24,270,000		2.35%	1,020,000					3.59%	25,290,000
7/1/2040		N/A		3.64%	25,485,000		2.50%	1,070,000					3.59%	26,555,000
7/1/2041		N/A		3.64%	26,760,000		2.50%	1,125,000					3.59%	27,885,000
7/1/2042		N/A		3.64%	28,100,000		2.50%	1,180,000					3.59%	29,280,000
7/1/2043		N/A		3.69%	15,930,000		2.50%	1,240,000					3.60%	17,170,000
7/1/2043		N/A		4.04%	13,575,000								4.04%	13,575,000
7/1/2044		N/A		3.69%	16,590,000		2.50%	1,300,000					3.60%	17,890,000
7/1/2044		N/A		4.04%	14,255,000								4.04%	14,255,000
7/1/2045		N/A		3.69%	17,275,000		3.04%	1,365,000					3.64%	18,640,000
7/1/2045		N/A		4.04%	14,965,000								4.04%	14,965,000
7/1/2046		N/A		3.69%	17,990,000		3.04%	1,405,000					3.64%	19,395,000
7/1/2046		N/A		4.04%	15,715,000								4.04%	15,715,000
7/1/2047		N/A		3.69%	18,745,000		3.04%	1,450,000					3.64%	20,195,000
7/1/2047		N/A		4.04%	16,490,000								4.04%	16,490,000
7/1/2048							3.04%	1,490,000					3.04%	1,490,000
7/1/2049							3.04%	1,535,000					3.04%	1,535,000
		<b>\$ 86,505,000</b>	<b>\$ 29,865,000</b>		<b>\$ 430,250,000</b>	<b>\$ 8,465,000</b>		<b>\$ 73,640,000</b>	<b>\$ 18,060,000</b>		<b>\$ 99,730,000</b>	<b>\$ 38,805,000</b>		<b>\$ 594,930,000</b>



**Delaware River Joint TBC  
Purchases Report  
Sorted by Fund - Maturity Date  
January 1, 2026 - January 31, 2026**

CUSIP	Investment #	Fund	Sec. Type	Issuer	Original Par Value	Purchase Date	Payment Periods	Principal Purchased	Accrued Interest at Purchase	Rate at Purchase	Maturity Date	YTM	Ending Book Value
<b>General Reserve Fund</b>													
641062BL7	11209	01GRF	FAC	NESTLE	3,629,000.00	01/29/2026	03/12 - 09/12	3,733,297.46	69,051.81	5.000	09/12/2028	3.800	3,733,076.26
64972HRT1	11205	01GRF	FAC	NYCTRA	2,850,000.00	01/12/2026	01/15 - 07/15	2,948,296.50	70,062.50	5.000	07/15/2030	4.153	2,947,145.77
3130B96R6	11207	01GRF	FAC	FHLB	1,170,000.00	01/26/2026	07/17 - 01/17	1,167,660.00	744.90	3.820	01/17/2031	3.865	1,167,666.53
3136GCJL0	11208	01GRF	FAC	FNMA	3,000,000.00	01/28/2026	07/21 - 01/21	3,000,000.00		4.000	01/21/2031	4.000	3,000,000.00
<b>Subtotal</b>					<b>10,649,000.00</b>			<b>10,849,253.96</b>	<b>139,859.21</b>				<b>10,847,888.56</b>
<b>Total Purchases</b>					<b>10,649,000.00</b>			<b>10,849,253.96</b>	<b>139,859.21</b>				<b>10,847,888.56</b>

3



**Delaware River Joint TBC  
Investment Classification  
Sorted by Fund - Maturity Date  
January 31, 2026**

DRJTBC

CUSIP	Investment #	Fund	Issuer	Investment Class	Par Value	YTM	Maturity Date	Market Price	Market Date	Market Value	Book Value	Reported Value
<b>Debt Service Fund</b>												
38145C752	10113	01DSF	Goldman Sachs Ila Fed Port	Amort	3,252.75	2.810		100.000	01/31/2026	3,252.75	3,252.75	3,252.75
				<b>Subtotal</b>	<b>3,252.75</b>	<b>2.810</b>				<b>3,252.75</b>	<b>3,252.75</b>	<b>3,252.75</b>
<b>General Reserve Fund</b>												
38145C752	10115	01GRF	Goldman Sachs Ila Fed Port	Amort	0.00			100.000	01/31/2026	0.00	0.00	0.00
PAINVEST	10050	01GRF	PA Invest	Amort	0.00			100.000	01/31/2026	0.00	0.00	0.00
PAINVEST	10462	01GRF	PA Invest	Amort	35,310,657.43	3.820		100.000	01/31/2026	35,310,657.43	35,310,657.43	35,310,657.43
64966MYL7	10944	01GRF	City of New York	Fair	3,000,000.00	2.642	04/01/2026	98.736	01/31/2026	2,962,107.35	3,003,013.26	2,962,107.35
57629W6F2	11116	01GRF	Mass Mutual Global	Fair	2,250,000.00	5.350	04/10/2026	100.116	01/31/2026	2,252,614.50	2,246,559.21	2,252,614.50
57629W6F2	11120	01GRF	Mass Mutual Global	Fair	2,000,000.00	5.151	04/10/2026	100.116	01/31/2026	2,002,324.00	1,997,636.04	2,002,324.00
53943SED5	11199	01GRF	Lloyd Bank Corp	Fair	5,000,000.00	3.966	05/13/2026	98.916	01/31/2026	4,945,820.00	4,946,133.33	4,945,820.00
58989V2F0	11129	01GRF	Met Tower Global Fund	Fair	2,000,000.00	4.853	06/20/2026	100.476	01/31/2026	2,009,536.00	2,003,969.13	2,009,536.00
54438CYL0	10955	01GRF	Los Angeles CA Community	Fair	1,480,000.00	3.339	08/01/2026	98.738	01/31/2026	1,461,329.63	1,466,563.65	1,461,329.63
826200AD9	11141	01GRF	SIEMENS	Fair	2,500,000.00	4.364	08/17/2026	101.256	01/31/2026	2,531,422.50	2,522,706.98	2,531,422.50
91282CHY0	11041	01GRF	U.S. Treasury	Fair	1,000,000.00	4.911	09/15/2026	100.582	01/31/2026	1,005,820.31	998,359.67	1,005,820.31
06375M3Z6	11034	01GRF	Bank of Montreal	Fair	3,000,000.00	5.583	09/21/2026	99.710	01/31/2026	2,991,318.00	3,000,000.00	2,991,318.00
882724WT0	10915	01GRF	Texas Public Finance Authority	Fair	7,500,000.00	1.289	10/01/2026	100.500	01/31/2026	7,537,513.28	7,678,891.04	7,537,513.28
059189N55	11185	01GRF	City of Baltimore	Fair	910,000.00	4.024	10/15/2026	101.263	01/31/2026	921,498.15	922,036.52	921,498.15
771196CE0	11128	01GRF	ROCHE HLDGS INC	Fair	3,500,000.00	4.842	11/13/2026	100.878	01/31/2026	3,530,761.50	3,510,759.82	3,530,761.50
5253JAZ4	11142	01GRF	Aust & NZ Banking Group	Fair	3,000,000.00	4.255	01/18/2027	100.873	01/31/2026	3,026,217.00	3,013,399.72	3,026,217.00
64953BBM9	11127	01GRF	New York Life Global	Fair	2,000,000.00	4.837	04/02/2027	101.235	01/31/2026	2,024,702.00	2,001,301.97	2,024,702.00
29446MAE2	11097	01GRF	EQUINOR ASA	Fair	1,000,000.00	4.833	04/06/2027	99.238	01/31/2026	992,386.00	980,108.48	992,386.00
57629W4S6	11126	01GRF	Mass Mutual Global	Fair	3,000,000.00	4.867	04/09/2027	101.286	01/31/2026	3,038,583.00	3,007,587.27	3,038,583.00
64971MT44	11176	01GRF	NYC Transitional Fin Authority	Fair	2,000,000.00	4.310	05/01/2027	101.004	01/31/2026	2,020,099.62	2,022,438.36	2,020,099.62
74172WAJ5	11188	01GRF	Prince George County Rev	Fair	560,000.00	3.976	05/01/2027	100.216	01/31/2026	561,211.64	557,860.69	561,211.64
166764BX7	11073	01GRF	Chevron Corp	Fair	3,000,000.00	4.379	05/11/2027	97.967	01/31/2026	2,939,034.00	2,915,700.25	2,939,034.00
90327QD97	11124	01GRF	USAA CAP CORP	Fair	5,000,000.00	5.048	06/01/2027	101.918	01/31/2026	5,095,945.00	5,012,280.64	5,095,945.00
649907XF4	11100	01GRF	New York State Dormitory Auth	Fair	1,000,000.00	5.049	07/01/2027	100.882	01/31/2026	1,008,826.46	998,184.32	1,008,826.46
3130B2WX9	11148	01GRF	Federal Home Loan Bank	Fair	3,000,000.00	3.666	10/01/2027	99.888	01/31/2026	2,996,646.00	3,000,000.00	2,996,646.00
3130B3JC8	11158	01GRF	Federal Home Loan Bank	Fair	1,500,000.00	4.310	10/22/2027	100.141	01/31/2026	1,502,121.00	1,500,000.00	1,502,121.00
40139L BG7	11098	01GRF	Guardian Life Global Funding	Fair	3,000,000.00	4.853	10/28/2027	102.730	01/31/2026	3,081,927.00	3,032,839.24	3,081,927.00
64966MGP8	11169	01GRF	City of New York	Fair	1,000,000.00	4.391	12/01/2027	99.314	01/31/2026	993,142.84	983,906.40	993,142.84

**Delaware River Joint TBC  
Investment Classification  
January 31, 2026**

CUSIP	Investment #	Fund	Issuer	Investment Class	Par Value	YTM	Maturity Date	Market Price	Market Date	Market Value	Book Value	Reported Value
<b>General Reserve Fund</b>												
64952WEY5	11111	01GRF	New York Life Global	Fair	3,000,000.00	5.020	01/09/2028	101.857	01/31/2026	3,055,728.00	2,990,968.27	<b>3,055,728.00</b>
3130B4WZ0	11172	01GRF	Federal Home Loan Bank	Fair	5,000,000.00	4.550	02/18/2028	100.036	01/31/2026	5,001,830.00	5,000,000.00	<b>5,001,830.00</b>
3130B5HW1	11173	01GRF	Federal Home Loan Bank	Fair	1,610,000.00	4.280	03/13/2028	100.084	01/31/2026	1,611,363.67	1,610,000.00	<b>1,611,363.67</b>
3130B5LN6	11175	01GRF	Federal Home Loan Bank	Fair	4,000,000.00	4.300	03/24/2028	100.107	01/31/2026	4,004,312.00	4,000,000.00	<b>4,004,312.00</b>
13063DGC6	11040	01GRF	State of California	Fair	2,000,000.00	5.035	04/01/2028	99.701	01/31/2026	1,994,023.04	1,941,086.03	<b>1,994,023.04</b>
3134HBML2	11178	01GRF	Federal Home Loan Mtg Corp	Fair	2,000,000.00	4.248	04/24/2028	100.137	01/31/2026	2,002,758.00	2,000,000.00	<b>2,002,758.00</b>
637639AK1	11104	01GRF	National Securities Clearing	Fair	4,000,000.00	4.641	05/30/2028	102.171	01/31/2026	4,086,864.00	4,029,904.95	<b>4,086,864.00</b>
01266HFL8	11050	01GRF	Albamarle Cnty VA Economic	Fair	3,000,000.00	5.260	06/01/2028	100.459	01/31/2026	3,013,783.41	3,002,372.13	<b>3,013,783.41</b>
686053DR7	11171	01GRF	Oregon School Board Assn	Fair	2,289,489.48	4.283	06/30/2028	101.619	01/31/2026	2,326,576.35	2,317,461.27	<b>2,326,576.35</b>
898365AP6	11066	01GRF	Boston College	Fair	2,550,000.00	4.705	07/01/2028	101.723	01/31/2026	2,593,943.82	2,539,739.95	<b>2,593,943.82</b>
3136GAGW3	11180	01GRF	Federal National Mtg Assn	Fair	4,400,000.00	4.043	08/10/2028	100.180	01/31/2026	4,407,946.40	4,402,231.92	<b>4,407,946.40</b>
59217GFQ7	11203	01GRF	METLIFE	Amort	5,000,000.00	3.986	09/12/2028	103.384	01/31/2026	5,169,220.00	5,173,121.10	<b>5,173,121.10</b>
641062BL7	11209	01GRF	Nestle Capital Corp CP	Fair	3,629,000.00	3.800	09/12/2028	102.852	01/31/2026	3,732,513.60	3,733,076.26	<b>3,732,513.60</b>
91282CJA0	11042	01GRF	U.S. Treasury	Fair	1,000,000.00	4.806	09/30/2028	102.617	01/31/2026	1,026,171.87	995,737.14	<b>1,026,171.87</b>
67080LAA3	11063	01GRF	Nuveen LLC	Fair	5,000,000.00	5.034	11/01/2028	99.945	01/31/2026	4,997,265.00	4,867,118.25	<b>4,997,265.00</b>
91282CJN2	11060	01GRF	U.S. Treasury	Fair	2,000,000.00	4.257	11/30/2028	102.050	01/31/2026	2,041,015.62	2,005,910.52	<b>2,041,015.62</b>
64952WFF5	11149	01GRF	New York Life Global	Fair	1,850,000.00	4.045	01/29/2029	101.736	01/31/2026	1,882,121.55	1,882,913.64	<b>1,882,121.55</b>
649902S53	11192	01GRF	New York State Dormitory Auth	Fair	4,000,000.00	4.248	02/15/2029	103.536	01/31/2026	4,141,475.92	4,155,484.64	<b>4,141,475.92</b>
3130BOKB4	11105	01GRF	Federal Home Loan Bank	Fair	3,000,000.00	5.000	03/20/2029	100.190	01/31/2026	3,005,703.00	3,000,000.00	<b>3,005,703.00</b>
95662NSL3	11154	01GRF	West Virginia Housing	Fair	510,000.00	4.207	05/01/2029	105.464	01/31/2026	537,868.63	536,773.32	<b>537,868.63</b>
3136GAK24	11183	01GRF	Federal National Mtg Assn	Fair	5,000,000.00	4.150	07/11/2029	100.399	01/31/2026	5,019,960.00	5,000,000.00	<b>5,019,960.00</b>
3130B2N43	11144	01GRF	Federal Home Loan Bank	Fair	4,000,000.00	4.000	09/10/2029	99.869	01/31/2026	3,994,784.00	4,000,000.00	<b>3,994,784.00</b>
3134HBEU1	11177	01GRF	Federal Home Loan Mtg Corp	Fair	3,083,000.00	4.119	09/19/2029	100.122	01/31/2026	3,086,773.59	3,091,147.11	<b>3,086,773.59</b>
95662NSM1	11155	01GRF	West Virginia Housing	Fair	505,000.00	4.800	11/01/2029	105.715	01/31/2026	533,863.96	534,403.98	<b>533,863.96</b>
3130B6DA1	11179	01GRF	Federal Home Loan Bank	Fair	3,000,000.00	4.150	05/07/2030	100.304	01/31/2026	3,009,135.00	3,000,000.00	<b>3,009,135.00</b>
57604TAC0	11194	01GRF	Commonwealth of	Fair	3,850,000.00	4.155	06/01/2030	102.783	01/31/2026	3,957,156.28	3,985,471.82	<b>3,957,156.28</b>
3130B6V60	11181	01GRF	Federal Home Loan Bank	Fair	5,000,000.00	4.570	07/08/2030	100.334	01/31/2026	5,016,720.00	5,000,000.00	<b>5,016,720.00</b>
64972HRT1	11205	01GRF	NYC Transitional Fin Authority	Fair	2,850,000.00	4.153	07/15/2030	103.459	01/31/2026	2,948,598.29	2,947,145.77	<b>2,948,598.29</b>
3130B7G57	11186	01GRF	Federal Home Loan Bank	Fair	1,700,000.00	4.198	08/12/2030	99.975	01/31/2026	1,699,575.00	1,700,000.00	<b>1,699,575.00</b>
3136GANV7	11187	01GRF	Federal National Mtg Assn	Fair	3,830,000.00	4.116	08/19/2030	99.937	01/31/2026	3,827,594.76	3,827,383.12	<b>3,827,594.76</b>
3130B7LE2	11189	01GRF	Federal Home Loan Bank	Fair	5,000,000.00	4.000	09/09/2030	99.682	01/31/2026	4,984,110.00	5,000,000.00	<b>4,984,110.00</b>
3136GARY7	11193	01GRF	Federal National Mtg Assn	Fair	5,000,000.00	3.749	09/10/2030	98.913	01/31/2026	4,945,660.00	5,000,000.00	<b>4,945,660.00</b>
3130B8AY8	11197	01GRF	Federal Home Loan Bank	Fair	2,500,000.00	3.740	09/20/2030	98.906	01/31/2026	2,472,655.00	2,500,000.00	<b>2,472,655.00</b>
3130B8AV4	11196	01GRF	Federal Home Loan Bank	Fair	2,500,000.00	3.800	10/15/2030	99.027	01/31/2026	2,475,685.00	2,500,000.00	<b>2,475,685.00</b>
3134HB7H8	11200	01GRF	Federal Home Loan Mtg Corp	Fair	3,000,000.00	4.000	11/20/2030	99.717	01/31/2026	2,991,525.00	3,000,000.00	<b>2,991,525.00</b>
3130B8MA7	11201	01GRF	Federal Home Loan Bank	Fair	3,000,000.00	3.900	11/26/2030	99.269	01/31/2026	2,978,079.00	3,000,000.00	<b>2,978,079.00</b>

**Delaware River Joint TBC  
Investment Classification  
January 31, 2026**

CUSIP	Investment #	Fund	Issuer	Investment Class	Par Value	YTM	Maturity Date	Market Price	Market Date	Market Value	Book Value	Reported Value
<b>General Reserve Fund</b>												
3136GCAY1	11204	01GRF	Federal National Mtg Assn	Fair	5,000,000.00	3.875	12/16/2030	99.232	01/31/2026	4,961,610.00	5,000,000.00	4,961,610.00
3130B96R6	11207	01GRF	Federal Home Loan Bank	Fair	1,170,000.00	3.864	01/17/2031	99.940	01/31/2026	1,169,305.02	1,167,666.53	1,169,305.02
3136GCJL0	11208	01GRF	Federal National Mtg Assn	Fair	3,000,000.00	4.000	01/21/2031	99.898	01/31/2026	2,996,946.00	3,000,000.00	2,996,946.00
				<b>Subtotal</b>	<b>221,337,146.91</b>	4.151				<b>222,445,783.99</b>	<b>222,070,011.14</b>	<b>222,449,685.09</b>
<b>Operating Fund</b>												
38145C752	10108	01OF	Goldman Sachs Ila Fed Port	Amort	9,023,210.62	2.810		100.000	01/31/2026	9,023,210.62	9,023,210.62	9,023,210.62
				<b>Subtotal</b>	<b>9,023,210.62</b>	2.810				<b>9,023,210.62</b>	<b>9,023,210.62</b>	<b>9,023,210.62</b>
<b>Reserve Maintenance Fund</b>												
38145C752	10106	01RMF	Goldman Sachs Ila Fed Port	Amort	16,660,237.65	2.810		100.000	01/31/2026	16,660,237.65	16,660,237.65	16,660,237.65
				<b>Subtotal</b>	<b>16,660,237.65</b>	2.810				<b>16,660,237.65</b>	<b>16,660,237.65</b>	<b>16,660,237.65</b>
<b>Scudder Falls Insurance Reserv</b>												
38145C752	10506	01SFIR	Goldman Sachs Ila Fed Port	Amort	913,277.99	2.810		100.000	01/31/2026	913,277.99	913,277.99	913,277.99
				<b>Subtotal</b>	<b>913,277.99</b>	2.810				<b>913,277.99</b>	<b>913,277.99</b>	<b>913,277.99</b>
<b>Debt Service Reserve Fund Comm</b>												
38145C752	10994	06DSRF	Goldman Sachs Ila Fed Port	Amort	49,690,110.89	2.810		100.000	01/31/2026	49,690,110.89	49,690,110.89	49,690,110.89
				<b>Subtotal</b>	<b>49,690,110.89</b>	2.810				<b>49,690,110.89</b>	<b>49,690,110.89</b>	<b>49,690,110.89</b>
				<b>Total</b>	<b>297,627,236.81</b>	3.808				<b>298,735,873.89</b>	<b>298,360,101.04</b>	<b>298,739,774.99</b>

**DELAWARE RIVER JOINT TOLL BRIDGE COMMISSION**  
**Meeting of February 23, 2026**  
**TOLL TRAFFIC AND REVENUE STATISTICS (January 2026)**

**Summary:** The Commission recorded an increase in total toll revenue for January 2026 in comparison to the January 2025 traffic and revenue statistics. Total toll traffic however reflected a decrease for the first month of the year. It should be noted that the Commission increased toll rates for all vehicle classifications effective January 01, 2026. In addition, it should be noted that cash toll collections were eliminated at the TM, I78, EP, and DWG toll bridges on January 12, 2025.

**Analysis of January 2026 / January 2025 toll revenue data comparison:**

- Total toll revenue increased by **\$5,383,796** or 33.95 percent at the Commission's eight toll bridges for the month of January.
- Commercial-vehicle toll revenue reflected a 33.46 percent increase.
- Passenger-vehicle toll revenue reflected a 35.05 percent increase.

**Analysis of January 2026 / January 2025 traffic data comparison:**

- Total toll traffic decreased by **171,764** vehicles, or **4.94** percent for the month.
- Commercial-vehicle traffic decreased by 57,965 vehicles, or 10.17 percent.
- Passenger-vehicle toll traffic decreased by 113,799 vehicles, or 3.91 percent.
- Total recorded westbound traffic volume at the 10 toll supported bridges for January 2026 decreased by 17,338 vehicles, or 1.1 percent as compared to January 2025.

**Traffic analysis for January 2026:**

- Average daily toll traffic for the Commission's toll bridges for January 2026 was 106,686 total vehicles as compared to the 112,226 total vehicles recorded on the toll bridges in January 2025, a decrease of 5,540 vehicles.
- Average daily westbound traffic on the toll supported bridges was 49,785 vehicles in January 2026 as compared to 50,344 vehicles in January 2025.

## **REGION REVIEW:**

***NOTE: Several major snow and ice events through-out the month resulted in decreased traffic at all Commission toll and toll-supported locations.***

### **Southern Region**

Total toll traffic at Trenton-Morrisville (TM) reflected a 1.01 percent decrease for January 2026 when compared to January 2025 as the result of the decreases of 1,834 cars and 4,474 trucks. The Scudder Falls Bridge recorded a 4.89 percent decrease in total toll traffic for January 2026 when compared to January 2025 due to the decreases of 25,460 cars and 4,434 trucks. At New Hope-Lambertville (NHL), a decrease of 41,001 cars combined with a decrease of 2,013 trucks resulted in an overall decrease of 28.19 percent in total toll traffic for January 2026 as compared to January 2025. *(It should be noted that the New Hope-Lambertville Toll Supported Bridge was closed for construction from January 13, 2025, through January 23, 2025).*

### **Central Region**

The I-78 Toll Bridge recorded a decrease of 3.41 percent in total toll traffic for the month of January 2026 when compared to January 2025 as the result of the decreases of 3,446 cars and 24,618 trucks. At the Easton-Phillipsburg (EP) Toll Bridge, the decrease of 9,114 passenger vehicles combined with the decrease of 7,161 trucks generated a 4.11 percent decrease in total toll traffic for January 2026 as compared to January 2025.

### **Northern Region**

Portland-Columbia (PC) recorded a 4.05 percent decrease in total toll traffic during January 2026 compared to January 2025 as the result of decreases of 2,806 automobiles and 731 trucks. At the Delaware Water Gap (DWG) Toll Bridge, a decrease of 26,536 passenger vehicles and a decrease of 13,544 trucks generated a total decrease of 5.68 percent in total toll traffic for January 2026 when compared to January 2025. At Milford-Montague (MM), decreases of 3,602 passenger vehicles and 990 trucks produced a 5.72 percent decrease in total toll traffic for the month of January 2026 as compared to January 2025.

**E-ZPass Penetration Rates**

The table below provides a comparison of the *E-ZPass* penetration rates for the Commission's eight (8) toll bridges for the months of January 2026 and January 2025, and the year-to-date periods ending January 31, 2026 and January 31, 2025.

		<b><i>E-ZPass</i> PENETRATION RATES</b>					
		<b>JAN. 2026</b>	<b>JAN. 2025</b>	<b>Change in Monthly Percentage</b>	<b>YTD 2026</b>	<b>YTD 2025</b>	<b>Change in YTD Percentage</b>
<b>All Toll Bridges</b>	Cars	88.60	87.41	1.19	88.60	87.41	1.19
	Trucks	89.30	88.25	1.05	89.30	88.25	1.05
	<b>Total</b>	<b>88.71</b>	<b>87.55</b>	<b>1.16</b>	<b>88.71</b>	<b>87.55</b>	<b>1.16</b>
<b>Trenton - Morrisville</b>	Cars	88.09	86.25	1.84	88.09	86.25	1.84
	Trucks	87.68	86.24	1.44	87.68	86.24	1.44
	<b>Total</b>	<b>88.05</b>	<b>86.25</b>	<b>1.80</b>	<b>88.05</b>	<b>86.25</b>	<b>1.80</b>
<b>Scudder Falls</b>	Cars	92.76	92.46	0.30	92.76	92.46	0.30
	Trucks	90.27	89.99	0.28	90.27	89.99	0.28
	<b>Total</b>	<b>92.64</b>	<b>92.33</b>	<b>0.31</b>	<b>92.64</b>	<b>92.33</b>	<b>0.31</b>
<b>New Hope - Lambertville</b>	Cars	93.98	92.76	1.22	93.98	92.76	1.22
	Trucks	90.60	89.51	1.09	90.60	89.51	1.09
	<b>Total</b>	<b>93.69</b>	<b>92.52</b>	<b>1.17</b>	<b>93.69</b>	<b>92.52</b>	<b>1.17</b>
<b>I-78</b>	Cars	86.72	84.26	2.46	86.72	84.26	2.46
	Trucks	89.88	89.03	0.85	89.88	89.03	0.85
	<b>Total</b>	<b>87.70</b>	<b>85.83</b>	<b>1.87</b>	<b>87.70</b>	<b>85.83</b>	<b>1.87</b>
<b>Easton - Phillipsburg</b>	Cars	89.57	89.30	0.27	89.57	89.30	0.27
	Trucks	88.39	86.45	1.94	88.39	86.45	1.94
	<b>Total</b>	<b>89.50</b>	<b>89.06</b>	<b>0.44</b>	<b>89.50</b>	<b>89.06</b>	<b>0.44</b>
<b>Portland - Columbia</b>	Cars	89.83	89.94	-0.11	89.83	89.94	-0.11
	Trucks	88.38	87.99	0.39	88.38	87.99	0.39
	<b>Total</b>	<b>89.66</b>	<b>89.70</b>	<b>-0.04</b>	<b>89.66</b>	<b>89.70</b>	<b>-0.04</b>
<b>Delaware Water Gap</b>	Cars	84.91	83.38	1.53	84.91	83.38	1.53
	Trucks	88.98	87.64	1.34	88.98	87.64	1.34
	<b>Total</b>	<b>85.66</b>	<b>84.20</b>	<b>1.46</b>	<b>85.66</b>	<b>84.20</b>	<b>1.46</b>
<b>Milford - Montague</b>	Cars	89.14	89.03	0.11	89.14	89.03	0.11
	Trucks	87.69	89.11	-1.42	87.69	89.11	-1.42
	<b>Total</b>	<b>89.09</b>	<b>89.04</b>	<b>0.05</b>	<b>89.09</b>	<b>89.04</b>	<b>0.05</b>

Starting 11pm on January 12<sup>th</sup>, 2025, the Commission ceased cash toll collections at TM, I-78, EP and DWG, and completed soft AET conversions at all toll bridges.

**DELAWARE RIVER JOINT TOLL BRIDGE COMMISSION**  
**ALL TOLL BRIDGES**  
**COMPARATIVE STATEMENT OF TOLL TRAFFIC AND REVENUE**

**JANUARY 2026**

JANUARY 1, 2025 JANUARY 31, 2025 31 DAYS		JANUARY 1, 2026 JANUARY 31, 2026 31 DAYS		VEHICLE CLASS	MONTH OF JANUARY 2026 31 DAYS		MONTH OF JANUARY 2025 31 DAYS	
NUMBER OF VEHICLES	TOTAL REVENUE	NUMBER OF VEHICLES	TOTAL REVENUE		NUMBER OF VEHICLES	TOTAL REVENUE	NUMBER OF VEHICLES	TOTAL REVENUE
2,909,031	\$ 4,943,896.05	2,795,232	\$ 6,671,391.45	<b>PASSENGER</b>	2,795,232	\$ 6,671,391.45	2,909,031	\$ 4,943,896.05
-	(31,979.00)		(38,077.50)	<i>Commission Vehicle Non-Rev Crossings</i>	-	(38,077.50)	-	(31,979.00)
2,909,031	\$ 4,911,917.05	2,795,232	\$ 6,633,313.95	<b>TOTAL PASSENGER</b>	2,795,232	\$ 6,633,313.95	2,909,031	\$ 4,911,917.05
113,662	1,036,579.65	89,298	1,197,614.00	<b>2-Axle Trucks</b>	89,298	1,197,614.00	113,662	1,036,579.65
38,931	532,146.00	37,633	754,417.50	<b>3-Axle Trucks</b>	37,633	754,417.50	38,931	532,146.00
37,732	689,858.00	35,933	964,716.00	<b>4-Axle Trucks</b>	35,933	964,716.00	37,732	689,858.00
371,450	8,461,902.50	340,512	11,346,450.00	<b>5-Axle Trucks</b>	340,512	11,346,450.00	371,450	8,461,902.50
7,895	214,626.00	8,358	330,672.00	<b>6-Axle Trucks</b>	8,358	330,672.00	7,895	214,626.00
315	10,707.00	286	14,349.00	<b>7-Axle Trucks</b>	286	14,349.00	315	10,707.00
569,985	\$ 10,945,819.15	512,020	\$ 14,608,218.50	<b>TOTAL TRUCKS</b>	512,020	\$ 14,608,218.50	569,985	\$ 10,945,819.15
3,479,016	\$ 15,857,736.20	3,307,252	\$ 21,241,532.45	<b>TOTAL TOLL VEHICLES</b>	3,307,252	\$ 21,241,532.45	3,479,016	\$ 15,857,736.20
112,226	\$ 511,539.88	106,686	\$ 685,210.72	<b>DAILY AVERAGE</b>	106,686	\$ 685,210.72	112,226	\$ 511,539.88

YTD Rate Change	
<b>Traffic (toll)</b>	-4.94%
Autos	-3.91%
Trucks	-10.17%
<b>Revenue</b>	33.95%
Autos	35.05%
Trucks	33.46%

MTD Rate Change	
<b>Traffic (toll)</b>	-4.94%
Autos	-3.91%
Trucks	-10.17%
<b>Revenue</b>	33.95%
Autos	35.05%
Trucks	33.46%

**Note: The Commission implemented toll rate increases at all toll bridges on January 1st, 2026.**

DELAWARE RIVER JOINT TOLL BRIDGE COMMISSION  
 TRENTON - MORRISVILLE TOLL BRIDGE  
 COMPARATIVE STATEMENT OF TOLL TRAFFIC AND REVENUE

JANUARY 2026

JANUARY 1, 2025 JANUARY 31, 2025 31 DAYS		JANUARY 1, 2026 JANUARY 31, 2026 31 DAYS		VEHICLE CLASS	MONTH OF JANUARY 2026 31 DAYS		MONTH OF JANUARY 2025 31 DAYS	
NUMBER OF VEHICLES	TOTAL REVENUE	NUMBER OF VEHICLES	TOTAL REVENUE		NUMBER OF VEHICLES	TOTAL REVENUE	NUMBER OF VEHICLES	TOTAL REVENUE
552,284	\$ 947,674.50	550,450	\$ 1,320,501.50	<b>PASSENGER</b>	550,450	\$ 1,320,501.50	552,284	\$ 947,674.50
	(3,442.50)		(5,855.50)	<i>Commission Vehicle</i>		(5,855.50)		(3,442.50)
552,284	\$ 944,232.00	550,450	\$ 1,314,646.00	<i>Non-Rev Crossings</i>	550,450	\$ 1,314,646.00	552,284	\$ 944,232.00
				<b>TOTAL PASSENGER</b>				
22,708	207,248.00	18,496	247,955.00	<b>2-Axle Trucks</b>	18,496	247,955.00	22,708	207,248.00
12,388	169,846.50	12,300	247,614.00	<b>3-Axle Trucks</b>	12,300	247,614.00	12,388	169,846.50
7,239	132,248.00	8,821	236,186.00	<b>4-Axle Trucks</b>	8,821	236,186.00	7,239	132,248.00
27,369	625,702.50	25,600	860,202.50	<b>5-Axle Trucks</b>	25,600	860,202.50	27,369	625,702.50
685	18,768.00	694	27,663.00	<b>6-Axle Trucks</b>	694	27,663.00	685	18,768.00
25	805.00	29	1,379.00	<b>7-Axle Trucks</b>	29	1,379.00	25	805.00
70,414	\$ 1,154,618.00	65,940	\$ 1,620,999.50	<b>TOTAL TRUCKS</b>	65,940	\$ 1,620,999.50	70,414	\$ 1,154,618.00
622,698	\$ 2,098,850.00	616,390	\$ 2,935,645.50	<b>TOTAL TOLL VEHICLES</b>	616,390	\$ 2,935,645.50	622,698	\$ 2,098,850.00
20,087	\$ 67,704.84	19,884	\$ 94,698.24	<b>DAILY AVERAGE</b>	19,884	\$ 94,698.24	20,087	\$ 67,704.84

**YTD Rate Change**

<b>Traffic (toll)</b>	-1.01%
Autos	-0.33%
Trucks	-6.35%
<b>Revenue</b>	39.87%
Autos	39.23%
Trucks	40.39%

**MTD Rate Change**

<b>Traffic (toll)</b>	-1.01%
Autos	-0.33%
Trucks	-6.35%
<b>Revenue</b>	39.87%
Autos	39.23%
Trucks	40.39%

DELAWARE RIVER JOINT TOLL BRIDGE COMMISSION  
 SCUDDER FALLS TOLL BRIDGE  
 COMPARATIVE STATEMENT OF TOLL TRAFFIC AND REVENUE

JANUARY 2026

JANUARY 1, 2025 JANUARY 31, 2025 31 DAYS		JANUARY 1, 2026 JANUARY 31, 2026 31 DAYS		VEHICLE CLASS	MONTH OF JANUARY 2026 31 DAYS		MONTH OF JANUARY 2025 31 DAYS	
NUMBER OF VEHICLES	TOTAL REVENUE	NUMBER OF VEHICLES	TOTAL REVENUE		NUMBER OF VEHICLES	TOTAL REVENUE	NUMBER OF VEHICLES	TOTAL REVENUE
578,421	\$ 936,020.55	552,961	\$ 1,242,471.45	<b>PASSENGER</b>	552,961	\$ 1,242,471.45	578,421	\$ 936,020.55
	(3,384.50)		(6,221.00)	<i>Commission Vehicle Non-Rev Crossings</i>		(6,221.00)		(3,384.50)
578,421	\$ 932,636.05	552,961	\$ 1,236,250.45	<b>TOTAL PASSENGER</b>	552,961	1,236,250.45	578,421	\$ 932,636.05
16,999	154,485.65	13,067	174,187.00	<b>2-Axle Trucks</b>	13,067	174,187.00	16,999	154,485.65
3,034	40,542.00	3,093	61,243.50	<b>3-Axle Trucks</b>	3,093	61,243.50	3,034	40,542.00
1,939	35,402.00	2,035	54,566.00	<b>4-Axle Trucks</b>	2,035	54,566.00	1,939	35,402.00
11,258	256,427.50	10,610	353,487.50	<b>5-Axle Trucks</b>	10,610	353,487.50	11,258	256,427.50
140	3,816.00	126	4,983.00	<b>6-Axle Trucks</b>	126	4,983.00	140	3,816.00
10	349.50	15	758.50	<b>7-Axle Trucks</b>	15	758.50	10	349.50
33,380	\$ 491,022.65	28,946	\$ 649,225.50	<b>TOTAL TRUCKS</b>	28,946	\$ 649,225.50	33,380	\$ 491,022.65
611,801	\$ 1,423,658.70	581,907	\$ 1,885,475.95	<b>TOTAL TOLL VEHICLES</b>	581,907	\$ 1,885,475.95	611,801	\$ 1,423,658.70
19,736	\$ 45,924.47	18,771	\$ 60,821.80	<b>DAILY AVERAGE</b>	18,771	\$ 60,821.80	19,736	\$ 45,924.47

**YTD Rate Change**

<b>Traffic (toll)</b>	-4.89%
Autos	-4.40%
Trucks	-13.28%
<b>Revenue</b>	32.44%
Autos	32.55%
Trucks	32.22%

**MTD Rate Change**

<b>Traffic (toll)</b>	-4.89%
Autos	-4.40%
Trucks	-13.28%
<b>Revenue</b>	32.44%
Autos	32.55%
Trucks	32.22%

DELAWARE RIVER JOINT TOLL BRIDGE COMMISSION  
 NEW HOPE - LAMBERTVILLE TOLL BRIDGE  
 COMPARATIVE STATEMENT OF TOLL TRAFFIC AND REVENUE

JANUARY 2026

JANUARY 1, 2025 JANUARY 31, 2025 31 DAYS		JANUARY 1, 2026 JANUARY 31, 2026 31 DAYS		VEHICLE CLASS	MONTH OF JANUARY 2026 31 DAYS		MONTH OF JANUARY 2025 31 DAYS	
NUMBER OF VEHICLES	TOTAL REVENUE	NUMBER OF VEHICLES	TOTAL REVENUE		NUMBER OF VEHICLES	TOTAL REVENUE	NUMBER OF VEHICLES	TOTAL REVENUE
141,094	\$ 228,531.50	100,093	\$ 222,081.50	<b>PASSENGER</b>	100,093	\$ 222,081.50	141,094	\$ 228,531.50
	(5,037.00)		(6,200.50)	<i>Commission Vehicle</i>		(6,200.50)		(5,037.00)
141,094	\$ 223,494.50	100,093	\$ 215,881.00	<i>Non-Rev Crossings</i>	100,093	\$ 215,881.00	141,094	\$ 223,494.50
				<b>TOTAL PASSENGER</b>				
6,343	57,448.00	4,642	60,686.00	<b>2-Axle Trucks</b>	4,642	60,686.00	6,343	57,448.00
810	10,911.00	834	16,609.50	<b>3-Axle Trucks</b>	834	16,609.50	810	10,911.00
685	12,618.00	662	17,706.00	<b>4-Axle Trucks</b>	662	17,706.00	685	12,618.00
3,356	76,385.00	3,030	101,210.00	<b>5-Axle Trucks</b>	3,030	101,210.00	3,356	76,385.00
276	7,518.00	290	11,550.00	<b>6-Axle Trucks</b>	290	11,550.00	276	7,518.00
4	129.50	3	136.50	<b>7-Axle Trucks</b>	3	136.50	4	129.50
11,474	\$ 165,009.50	9,461	\$ 207,898.00	<b>TOTAL TRUCKS</b>	9,461	\$ 207,898.00	11,474	\$ 165,009.50
152,568	\$ 388,504.00	109,554	\$ 423,779.00	<b>TOTAL TOLL VEHICLES</b>	109,554	\$ 423,779.00	152,568	\$ 388,504.00
4,922	\$ 12,532.39	3,534	\$ 13,670.29	<b>DAILY AVERAGE</b>	3,534	\$ 13,670.29	4,922	\$ 12,532.39

**YTD Rate Change**

<b>Traffic (toll)</b>	-28.19%
Autos	-29.06%
Trucks	-17.54%
<b>Revenue</b>	9.08%
Autos	-3.41%
Trucks	25.99%

**MTD Rate Change**

<b>Traffic (toll)</b>	-28.19%
Autos	-29.06%
Trucks	-17.54%
<b>Revenue</b>	9.08%
Autos	-3.41%
Trucks	25.99%

DELAWARE RIVER JOINT TOLL BRIDGE COMMISSION  
I78 TOLL BRIDGE  
COMPARATIVE STATEMENT OF TOLL TRAFFIC AND REVENUE

JANUARY 2026

JANUARY 1, 2025 JANUARY 31, 2025 31 DAYS		JANUARY 1, 2026 JANUARY 31, 2026 31 DAYS		VEHICLE CLASS	MONTH OF JANUARY 2026 31 DAYS		MONTH OF JANUARY 2025 31 DAYS	
NUMBER OF VEHICLES	TOTAL REVENUE	NUMBER OF VEHICLES	TOTAL REVENUE		NUMBER OF VEHICLES	TOTAL REVENUE	NUMBER OF VEHICLES	TOTAL REVENUE
551,915	\$ 967,316.50	548,469	\$ 1,348,441.00	<b>PASSENGER</b>	548,469	\$ 1,348,441.00	551,915	\$ 967,316.50
	(2,468.50)		(3,915.00)	<i>Commission Vehicle</i>		(3,915.00)		(2,468.50)
				<i>Non-Rev Crossings</i>				
551,915	\$ 964,848.00	548,469	\$ 1,344,526.00	<b>TOTAL PASSENGER</b>	548,469	\$ 1,344,526.00	551,915	\$ 964,848.00
28,065	256,548.00	23,309	314,565.00	<b>2-Axle Trucks</b>	23,309	314,565.00	28,065	256,548.00
12,135	165,927.00	11,287	225,892.50	<b>3-Axle Trucks</b>	11,287	225,892.50	12,135	165,927.00
16,993	310,096.00	15,276	411,224.00	<b>4-Axle Trucks</b>	15,276	411,224.00	16,993	310,096.00
209,926	4,777,875.00	192,671	6,409,347.50	<b>5-Axle Trucks</b>	192,671	6,409,347.50	209,926	4,777,875.00
4,125	111,915.00	4,105	162,087.00	<b>6-Axle Trucks</b>	4,105	162,087.00	4,125	111,915.00
164	5,615.50	142	7,154.50	<b>7-Axle Trucks</b>	142	7,154.50	164	5,615.50
271,408	\$ 5,627,976.50	246,790	\$ 7,530,270.50	<b>TOTAL TRUCKS</b>	246,790	\$ 7,530,270.50	271,408	\$ 5,627,976.50
823,323	\$ 6,592,824.50	795,259	\$ 8,874,796.50	<b>TOTAL TOLL VEHICLES</b>	795,259	\$ 8,874,796.50	823,323	\$ 6,592,824.50
26,559	\$ 212,671.76	25,654	\$ 286,283.76	<b>DAILY AVERAGE</b>	25,654	\$ 286,283.76	26,559	\$ 212,671.76

**YTD Rate Change**

<b>Traffic (toll)</b>	-3.41%
Autos	-0.62%
Trucks	-9.07%
<b>Revenue</b>	34.61%
Autos	39.35%
Trucks	33.80%

**MTD Rate Change**

<b>Traffic (toll)</b>	-3.41%
Autos	-0.62%
Trucks	-9.07%
<b>Revenue</b>	34.61%
Autos	39.35%
Trucks	33.80%

DELAWARE RIVER JOINT TOLL BRIDGE COMMISSION  
 EASTON - PHILLIPSBURG TOLL BRIDGE  
 COMPARATIVE STATEMENT OF TOLL TRAFFIC AND REVENUE

JANUARY 2026

JANUARY 1, 2025 JANUARY 31, 2025 31 DAYS		JANUARY 1, 2026 JANUARY 31, 2026 31 DAYS		VEHICLE CLASS	MONTH OF JANUARY 2026 31 DAYS		MONTH OF JANUARY 2025 31 DAYS	
NUMBER OF VEHICLES	TOTAL REVENUE	NUMBER OF VEHICLES	TOTAL REVENUE		NUMBER OF VEHICLES	TOTAL REVENUE	NUMBER OF VEHICLES	TOTAL REVENUE
363,308	\$ 606,587.00	354,194	\$ 832,983.75	<b>PASSENGER</b>	354,194	\$ 832,983.75	363,308	\$ 606,587.00
	(2,699.50)		(2,183.50)	<i>Commission Vehicle</i>		(2,183.50)		(2,699.50)
				<i>Non-Rev Crossings</i>				
363,308	\$ 603,887.50	354,194	\$ 830,800.25	<b>TOTAL PASSENGER</b>	354,194	\$ 830,800.25	363,308	\$ 603,887.50
12,367	112,884.00	9,134	122,427.00	<b>2-Axle Trucks</b>	9,134	122,427.00	12,367	112,884.00
2,979	41,218.50	2,416	48,936.00	<b>3-Axle Trucks</b>	2,416	48,936.00	2,979	41,218.50
2,113	38,614.00	1,825	48,310.00	<b>4-Axle Trucks</b>	1,825	48,310.00	2,113	38,614.00
14,797	337,477.50	11,731	391,815.00	<b>5-Axle Trucks</b>	11,731	391,815.00	14,797	337,477.50
142	3,885.00	132	5,415.00	<b>6-Axle Trucks</b>	132	5,415.00	142	3,885.00
5	157.50	4	182.00	<b>7-Axle Trucks</b>	4	182.00	5	157.50
				<b>TOTAL TRUCKS</b>				
32,403	\$ 534,236.50	25,242	\$ 617,085.00		25,242	\$ 617,085.00	32,403	\$ 534,236.50
				<b>TOTAL TOLL VEHICLES</b>				
395,711	\$ 1,138,124.00	379,436	\$ 1,447,885.25		379,436	\$ 1,447,885.25	395,711	\$ 1,138,124.00
12,765	\$ 36,713.68	12,240	\$ 46,705.98	<b>DAILY AVERAGE</b>	12,240	\$ 46,705.98	12,765	\$ 36,713.68

**YTD Rate Change**

<b>Traffic (toll)</b>	-4.11%
Autos	-2.51%
Trucks	-22.10%
<b>Revenue</b>	27.22%
Autos	37.58%
Trucks	15.51%

**MTD Rate Change**

<b>Traffic (toll)</b>	-4.11%
Autos	-2.51%
Trucks	-22.10%
<b>Revenue</b>	27.22%
Autos	37.58%
Trucks	15.51%

DELAWARE RIVER JOINT TOLL BRIDGE COMMISSION  
 PORTLAND - COLUMBIA TOLL BRIDGE  
 COMPARATIVE STATEMENT OF TOLL TRAFFIC AND REVENUE

JANUARY 2026

JANUARY 1, 2025 JANUARY 31, 2025 31 DAYS		JANUARY 1, 2026 JANUARY 31, 2026 31 DAYS		VEHICLE CLASS	MONTH OF JANUARY 2026 31 DAYS		MONTH OF JANUARY 2025 31 DAYS	
NUMBER OF VEHICLES	TOTAL REVENUE	NUMBER OF VEHICLES	TOTAL REVENUE		NUMBER OF VEHICLES	TOTAL REVENUE	NUMBER OF VEHICLES	TOTAL REVENUE
76,576	\$ 127,495.50	73,770	\$ 173,166.75	PASSENGER	73,770	\$ 173,166.75	76,576	\$ 127,495.50
	(4,829.00)		(5,433.50)	Commission Vehicle		(5,433.50)		(4,829.00)
76,576	\$ 122,666.50	73,770	\$ 167,733.25	Non-Rev Crossings	73,770	\$ 167,733.25	76,576	\$ 122,666.50
				TOTAL PASSENGER				
2,994	27,108.00	2,385	31,693.00	2-Axle Trucks	2,385	31,693.00	2,994	27,108.00
917	12,520.50	1,387	27,787.50	3-Axle Trucks	1,387	27,787.50	917	12,520.50
3,304	60,896.00	2,765	75,200.00	4-Axle Trucks	2,765	75,200.00	3,304	60,896.00
3,409	77,422.50	3,386	112,527.50	5-Axle Trucks	3,386	112,527.50	3,409	77,422.50
59	1,590.00	30	1,188.00	6-Axle Trucks	30	1,188.00	59	1,590.00
4	129.50	3	136.50	7-Axle Trucks	3	136.50	4	129.50
10,687	\$ 179,666.50	9,956	\$ 248,532.50	TOTAL TRUCKS	9,956	\$ 248,532.50	10,687	\$ 179,666.50
87,263	\$ 302,333.00	83,726	\$ 416,265.75	TOTAL TOLL VEHICLES	83,726	\$ 416,265.75	87,263	\$ 302,333.00
2,815	\$ 9,752.68	2,701	\$ 13,427.93	DAILY AVERAGE	2,701	\$ 13,427.93	2,815	\$ 9,752.68

**YTD Rate Change**

Traffic (toll)	-4.05%
Autos	-3.66%
Trucks	-6.84%
Revenue	37.68%
Autos	36.74%
Trucks	38.33%

**MTD Rate Change**

Traffic (toll)	-4.05%
Autos	-3.66%
Trucks	-6.84%
Revenue	37.68%
Autos	36.74%
Trucks	38.33%

DELAWARE RIVER JOINT TOLL BRIDGE COMMISSION  
DELAWARE WATER GAP TOLL BRIDGE  
COMPARATIVE STATEMENT OF TOLL TRAFFIC AND REVENUE

**JANUARY 2026**

JANUARY 1, 2025 JANUARY 31, 2025 31 DAYS		JANUARY 1, 2026 JANUARY 31, 2026 31 DAYS		VEHICLE CLASS	MONTH OF JANUARY 2026 31 DAYS		MONTH OF JANUARY 2025 31 DAYS	
NUMBER OF VEHICLES	TOTAL REVENUE	NUMBER OF VEHICLES	TOTAL REVENUE		NUMBER OF VEHICLES	TOTAL REVENUE	NUMBER OF VEHICLES	TOTAL REVENUE
568,677	\$ 1,001,217.00	542,141	\$ 1,358,260.00	<b>PASSENGER</b>	542,141	\$ 1,358,260.00	568,677	\$ 1,001,217.00
-	(4,004.50)		(4,090.50)	<i>Commission Vehicle Non-Rev Crossings</i>		(4,090.50)	-	(4,004.50)
568,677	\$ 997,212.50	542,141	\$ 1,354,169.50	<b>TOTAL PASSENGER</b>	542,141	\$ 1,354,169.50	568,677	\$ 997,212.50
21,491	196,335.00	16,474	222,091.00	<b>2-Axle Trucks</b>	16,474	222,091.00	21,491	196,335.00
6,502	88,900.50	6,125	122,419.50	<b>3-Axle Trucks</b>	6,125	122,419.50	6,502	88,900.50
5,356	98,086.00	4,402	117,534.00	<b>4-Axle Trucks</b>	4,402	117,534.00	5,356	98,086.00
100,771	2,297,767.50	93,025	3,102,597.50	<b>5-Axle Trucks</b>	93,025	3,102,597.50	100,771	2,297,767.50
2,430	66,099.00	2,970	117,348.00	<b>6-Axle Trucks</b>	2,970	117,348.00	2,430	66,099.00
80	2,792.50	90	4,602.00	<b>7-Axle Trucks</b>	90	4,602.00	80	2,792.50
136,630	\$ 2,749,980.50	123,086	\$ 3,686,592.00	<b>TOTAL TRUCKS</b>	123,086	\$ 3,686,592.00	136,630	\$ 2,749,980.50
705,307	\$ 3,747,193.00	665,227	\$ 5,040,761.50	<b>TOTAL TOLL VEHICLES</b>	665,227	\$ 5,040,761.50	705,307	\$ 3,747,193.00
22,752	\$ 120,877.19	21,459	\$ 162,605.21	<b>DAILY AVERAGE</b>	21,459	\$ 162,605.21	22,752	\$ 120,877.19

**YTD Rate Change**

<b>Traffic (toll)</b>	-5.68%
Autos	-4.67%
Trucks	-9.91%
<b>Revenue</b>	34.52%
Autos	35.80%
Trucks	34.06%

**MTD Rate Change**

<b>Traffic (toll)</b>	-5.68%
Autos	-4.67%
Trucks	-9.91%
<b>Revenue</b>	34.52%
Autos	35.80%
Trucks	34.06%

DELAWARE RIVER JOINT TOLL BRIDGE COMMISSION  
MILFORD - MONTAGUE TOLL BRIDGE  
COMPARATIVE STATEMENT OF TOLL TRAFFIC AND REVENUE

JANUARY 2026

JANUARY 1, 2025 JANUARY 31, 2025 31 DAYS		JANUARY 1, 2026 JANUARY 31, 2026 31 DAYS		VEHICLE CLASS	MONTH OF JANUARY 2026 31 DAYS		MONTH OF JANUARY 2025 31 DAYS	
NUMBER OF VEHICLES	TOTAL REVENUE	NUMBER OF VEHICLES	TOTAL REVENUE		NUMBER OF VEHICLES	TOTAL REVENUE	NUMBER OF VEHICLES	TOTAL REVENUE
76,756	\$ 129,053.50	73,154	\$ 173,485.50	<b>PASSENGER</b>	73,154	\$ 173,485.50	76,756	\$ 129,053.50
	(6,113.50)		(4,178.00)	<i>Commission Vehicle</i>		(4,178.00)		(6,113.50)
				<i>Non-Rev Crossings</i>				
76,756	\$ 122,940.00	73,154	\$ 169,307.50	<b>TOTAL PASSENGER</b>	73,154	\$ 169,307.50	76,756	\$ 122,940.00
2,695	24,523.00	1,791	24,010.00	<b>2-Axle Trucks</b>	1,791	24,010.00	2,695	24,523.00
166	2,280.00	191	3,915.00	<b>3-Axle Trucks</b>	191	3,915.00	166	2,280.00
103	1,898.00	147	3,990.00	<b>4-Axle Trucks</b>	147	3,990.00	103	1,898.00
564	12,845.00	459	15,262.50	<b>5-Axle Trucks</b>	459	15,262.50	564	12,845.00
38	1,035.00	11	438.00	<b>6-Axle Trucks</b>	11	438.00	38	1,035.00
23	728.00			<b>7-Axle Trucks</b>			23	728.00
3,589	\$ 43,309.00	2,599	\$ 47,615.50	<b>TOTAL TRUCKS</b>	2,599	\$ 47,615.50	3,589	\$ 43,309.00
80,345	\$ 166,249.00	75,753	\$ 216,923.00	<b>TOTAL TOLL VEHICLES</b>	75,753	\$ 216,923.00	80,345	\$ 166,249.00
2,592	\$ 5,362.87	2,444	\$ 6,997.52	<b>DAILY AVERAGE</b>	2,444	\$ 6,997.52	2,592	\$ 5,362.87

**YTD Rate Change**

<b>Traffic (toll)</b>	-5.72%
Autos	-4.69%
Trucks	-27.58%
<b>Revenue</b>	30.48%
Autos	37.72%
Trucks	9.94%

**MTD Rate Change**

<b>Traffic (toll)</b>	-5.72%
Autos	-4.69%
Trucks	-27.58%
<b>Revenue</b>	30.48%
Autos	37.72%
Trucks	9.94%



**Delaware River Joint Toll Bridge Commission**  
**Toll Supported Bridge - Westbound Traffic Counts**  
 January 2026

Bridge	Westbound Volume					
	January 2026	January 2025	% Change	YTD 2026	YTD 2025	% Change
Lower Trenton	404,664	420,699	-3.8%	404,664	420,699	-3.8%
Calhoun Street	283,716	293,354	-3.3%	283,716	293,354	-3.3%
Washington Crossing	111,805	118,267	-5.5%	111,805	118,267	-5.5%
New Hope-Lambertville <sup>1</sup>	113,841	76,799	48.2%	113,841	76,799	48.2%
Centre Bridge-Stockton	68,277	76,705	-11.0%	68,277	76,705	-11.0%
Uhlerstown-Frenchtown <sup>2</sup>	63,333	64,824	-2.3%	63,333	64,824	-2.3%
Upper Black Eddy-Milford <sup>2,3</sup>	41,421	40,390	2.6%	41,421	40,390	2.6%
Riegelsville	40,635	41,077	-1.1%	40,635	41,077	-1.1%
Northampton Street	351,375	363,537	-3.3%	351,375	363,537	-3.3%
Riverton-Belvidere	64,259	65,012	-1.2%	64,259	65,012	-1.2%
<b>Total</b>	<b>1,543,326</b>	<b>1,560,664</b>	<b>-1.1%</b>	<b>1,543,326</b>	<b>1,560,664</b>	<b>-1.1%</b>

**NOTES:**

1. In October 2024, eastbound traffic was detoured over the US Route 202 NH-L TB, under Contract No. TS-694A NH-L TSB Rehabilitation. In October 2024, the traffic counter was reconfigured to count WB traffic only, under Contract No. TS-694A NH-L TSB Rehabilitation. NH-L TSB closed to both directions of traffic from 12:00 AM, January 13, 2025 through 12:00 PM January 23, 2025 due to a pin replacement for Contract No. TS-694A NH-L TSB Rehabilitation. On February 14, 2025, the eastbound traffic detour was removed and the bridge was reopened to two-way traffic. On Monday, March 3, 2025, the traffic counter was reconfigured for two-way traffic. Periodic alternating traffic continued in January 2026 for Contract No. TS-694A NH-L TSB Rehabilitation. Construction under Contract No. T-754A New Hope-Lambertville Toll Bridge All Electronic Tolling (AET) Conversion & PA Abutment Backwall Replacement began on June 18, 2025. Traffic is limited to one lane in each direction over the US Route 202 NH-L TB. Effects of this work can be seen in traffic increases in both directions over the NH-L TSB.

2. On February 20, 2025, westbound (PA bound) traffic detoured under Contract No. TS-642A U-F TSB Rehabilitation. Traffic counter was reconfigured to one-way eastbound (NJ bound) counts on Monday, March 3, 2025. On October 18, 2025, two-way traffic resumed across the bridge, but only on weekends. On October 29, 2025, the bridge was reopened to two-way traffic, with periodic short-term closures on weekdays only; which will continue until project completion. New pole for traffic counter was installed on January 16, 2026 is expected to be back online in February 2026 under Contract No. TS-642A U-F TSB Rehabilitation. January 2026 data was extrapolated using January 2025 data and decreasing by 2.3% based on Riegelsville's decrease from January 2025 to January 2026 being the next closest TSB unaffected by a Construction project (NH-L TSB, CB-S TSB, U-F TSB, & UBE-M TSB).

3. Total traffic volume appears to be correct. However, based on the geometry on the bridge, the location of the traffic sensor, and the driving habits of motorists, we will continue to monitor the Eastbound/Westbound directional percentage split.

*\*Snow events on January 18, 2026 and January 25-26, 2026 caused decreased traffic those days.*

*\*Due to the narrowness of many of the toll-supported bridges, some vehicles drive over the centerline when there is no oncoming traffic, causing directional misclassification.*



## Delaware River Joint Toll Bridge Commission Toll-Supported Bridge Traffic Counts January 2026

Bridge	Eastbound				Westbound				Total Volume	
	January 2026		January 2025		January 2026		January 2025		January 2026	January 2025
	Volume	% of Total	Volume	% of Total	Volume	% of Total	Volume	% of Total		
Lower Trenton	73,294	15.3%	74,464	15.0%	404,664	84.7%	420,699	85.0%	477,958	495,163
Calhoun Street	202,970	41.7%	203,575	41.0%	283,716	58.3%	293,354	59.0%	486,686	496,929
Washington Crossing	48,744	30.4%	58,521	33.1%	111,805	69.6%	118,267	66.9%	160,549	176,788
New Hope-Lambertville <sup>1</sup>	133,563	54.0%	-	0.0%	113,841	46.0%	76,799	100.0%	247,404	76,799
Centre Bridge-Stockton	48,792	41.7%	53,237	41.0%	68,277	58.3%	76,705	59.0%	117,069	129,942
Uhlerstown-Frenchtown <sup>2</sup>	47,995	43.1%	49,125	43.1%	63,333	56.9%	64,824	56.9%	111,328	113,949
Upper Black Eddy-Milford <sup>2,3</sup>	50,235	54.8%	49,359	55.0%	41,421	45.2%	40,390	45.0%	91,656	89,749
Riegelsville	32,735	44.6%	34,032	45.3%	40,635	55.4%	41,077	54.7%	73,370	75,109
Northampton Street	151,035	30.1%	156,401	30.1%	351,375	69.9%	363,537	69.9%	502,410	519,938
Riverton-Belvidere	43,958	40.6%	45,905	41.4%	64,259	59.4%	65,012	58.6%	108,217	110,917
<b>Total</b>	<b>833,321</b>	<b>35.1%</b>	<b>724,619</b>	<b>31.7%</b>	<b>1,543,326</b>	<b>64.9%</b>	<b>1,560,664</b>	<b>68.3%</b>	<b>2,376,647</b>	<b>2,285,283</b>

**NOTES:**

1. In October 2024, eastbound traffic was detoured over the US Route 202 NH-L TB, under Contract No. TS-694A NH-L TSB Rehabilitation. In October 2024, the traffic counter was reconfigured to count WB traffic only, under Contract No. TS-694A NH-L TSB Rehabilitation. NH-L TSB closed to both directions of traffic from 12:00 AM, January 13, 2025 through 12:00 PM January 23, 2025 due to a pin replacement for Contract No. TS-694A NH-L TSB Rehabilitation. On February 14, 2025, the eastbound traffic detour was removed and the bridge was reopened to two-way traffic. On Monday, March 3, 2025, the traffic counter was reconfigured for two-way traffic. Periodic alternating traffic continued in January 2026 for Contract No. TS-694A NH-L TSB Rehabilitation. Construction under Contract No. T-754A New Hope-Lambertville Toll Bridge All Electronic Tolling (AET) Conversion & PA Abutment Backwall Replacement began on June 18, 2025. Traffic is limited to one lane in each direction over the US Route 202 NH-L TB. Effects of this work can be seen in traffic increases in both directions over the NH-L TSB.

2. On February 20, 2025, westbound (PA bound) traffic detoured under Contract No. TS-642A U-F TSB Rehabilitation. Traffic counter was reconfigured to one-way eastbound (NJ bound) counts on Monday, March 3, 2025. On October 18, 2025, two-way traffic resumed across the bridge, but only on weekends. On October 29, 2025, the bridge was reopened to two-way traffic, with periodic short-term closures on weekdays only; which will continue until project completion. New pole for traffic counter was installed on January 16, 2026 is expected to be back online in February 2026 under Contract No. TS-642A U-F TSB Rehabilitation. January 2026 data was extrapolated using January 2025 data and decreasing by 2.3% based on Riegelsville's decrease from January 2025 to January 2026 being the next closest TSB unaffected by a Construction project (NH-L TSB, CB-S TSB, U-F TSB, & UBE-M TSB).

3. Total traffic volume appears to be correct. However, based on the geometry on the bridge, the location of the traffic sensor, and the driving habits of motorists, we will continue to monitor the Eastbound/Westbound directional percentage split.

*\*Snow events on January 18, 2026 and January 25-26, 2026 caused decreased traffic those days.*

*\*Due to the narrowness of many of the toll-supported bridges, some vehicles drive over the centerline when there is no oncoming traffic, causing directional misclassification.*



## Delaware River Joint Toll Bridge Commission Toll Supported Bridge - Two Way Traffic Counts January 2026

Bridge	Total Volume					
	January 2026	January 2025	% Change	YTD 2026	YTD 2025	% Change
Lower Trenton	477,958	495,163	-3.5%	477,958	495,163	-3.5%
Calhoun Street	486,686	496,929	-2.1%	486,686	496,929	-2.1%
Washington Crossing	160,549	176,788	-9.2%	160,549	176,788	-9.2%
New Hope-Lambertville <sup>1</sup>	247,404	76,799	222.1%	247,404	76,799	222.1%
Centre Bridge-Stockton	117,069	129,942	-9.9%	117,069	129,942	-9.9%
Uhlerstown-Frenchtown <sup>2</sup>	111,328	113,949	-2.3%	111,328	111,328	0.0%
Upper Black Eddy-Milford <sup>2,3</sup>	91,656	89,749	2.1%	91,656	89,749	2.1%
Riegelsville	73,370	75,109	-2.3%	73,370	75,109	-2.3%
Northampton Street	502,410	519,938	-3.4%	502,410	519,938	-3.4%
Riverton-Belvidere	108,217	110,917	-2.4%	108,217	110,917	-2.4%
<b>Total</b>	<b>2,376,647</b>	<b>2,285,283</b>	<b>4.0%</b>	<b>2,376,647</b>	<b>2,282,662</b>	<b>4.1%</b>

**NOTES:**

1. In October 2024, eastbound traffic was detoured over the US Route 202 NH-L TB, under Contract No. TS-694A NH-L TSB Rehabilitation. In October 2024, the traffic counter was reconfigured to count WB traffic only, under Contract No. TS-694A NH-L TSB Rehabilitation. NH-L TSB closed to both directions of traffic from 12:00 AM, January 13, 2025 through 12:00 PM January 23, 2025 due to a pin replacement for Contract No. TS-694A NH-L TSB Rehabilitation. On February 14, 2025, the eastbound traffic detour was removed and the bridge was reopened to two-way traffic. On Monday, March 3, 2025, the traffic counter was reconfigured for two-way traffic. Periodic alternating traffic continued in January 2026 for Contract No. TS-694A NH-L TSB Rehabilitation. Construction under Contract No. T-754A New Hope-Lambertville Toll Bridge All Electronic Tolling (AET) Conversion & PA Abutment Backwall Replacement began on June 18, 2025. Traffic is limited to one lane in each direction over the US Route 202 NH-L TB. Effects of this work can be seen in traffic increases in both directions over the NH-L TSB.

2. On February 20, 2025, westbound (PA bound) traffic detoured under Contract No. TS-642A U-F TSB Rehabilitation. Traffic counter was reconfigured to one-way eastbound (NJ bound) counts on Monday, March 3, 2025. On October 18, 2025, two-way traffic resumed across the bridge, but only on weekends. On October 29, 2025, the bridge was reopened to two-way traffic, with periodic short-term closures on weekdays only; which will continue until project completion. New pole for traffic counter was installed on January 16, 2026 is expected to be back online in February 2026 under Contract No. TS-642A U-F TSB Rehabilitation. January 2026 data was extrapolated using January 2025 data and decreasing by 2.3% based on Riegelsville's decrease from January 2025 to January 2026 being the next closest TSB unaffected by a Construction project (NH-L TSB, CB-S TSB, U-F TSB, & UBE-M TSB).

3. Total traffic volume appears to be correct. However, based on the geometry on the bridge, the location of the traffic sensor, and the driving habits of motorists, we will continue to monitor the Eastbound/Westbound directional percentage split.

*\*Snow events on January 18, 2026 and January 25-26, 2026 caused decreased traffic those days.*

*\*Due to the narrowness of many of the toll-supported bridges, some vehicles drive over the centerline when there is no oncoming traffic, causing directional misclassification.*



## Delaware River Joint Toll Bridge Commission Toll Bridge - Two Way Traffic Counts January 2026

Bridge	Total Volume (all classes)					
	January 2026	January 2025	% Change	YTD 2026	YTD 2025	% Change
Trenton-Morrisville	1,431,604	1,459,276	-1.9%	1,431,604	1,459,276	-1.9%
Scudder Falls	1,222,782	1,281,289	-4.6%	1,222,782	1,281,289	-4.6%
New Hope-Lambertville <sup>1, 1A</sup>	279,397	388,170	-28.0%	279,397	388,170	-28.0%
Interstate 78 <sup>2</sup>	1,656,831	1,727,447	-4.1%	1,656,831	1,727,447	-4.1%
Easton - Phillipsburg	903,361	941,721	-4.1%	903,361	941,721	-4.1%
Portland-Columbia <sup>3,4</sup>	178,629	184,372	-3.1%	178,629	184,372	-3.1%
Delaware Water Gap <sup>3,4</sup>	1,340,616	1,407,845	-4.8%	1,340,616	1,407,845	-4.8%
Milford - Montague	161,551	169,916	-4.9%	161,551	169,916	-4.9%
<b>Total</b>	<b>7,174,771</b>	<b>7,560,036</b>	<b>-5.1%</b>	<b>7,174,771</b>	<b>7,560,036</b>	<b>-5.1%</b>

**NOTES:**

1. On January 30, 2024, eastbound traffic detour set in in place due to construction under Contract No. TS-694A NH-L TSB Rehabilitation. On February 17, 2025, NH-L TSB eastbound traffic detour was removed and the bridge was reopened to two-way traffic. Construction began for Contract T-754A New Hope-Lambertville Toll Bridge All Electronic Tolling (AET) Conversion & PA Abutment Backwall Replacement on June 18, 2025. Effects of this work can be seen in traffic increases in both directions over the NH-L TSB.

1A. Traffic counter was removed on July 7, 2025 and will be relocated in the future under Contract No. T-754A, therefore the northbound traffic was estimated. Due to construction at the NH-L TSB bridge in 2025 that detoured onto the Toll Bridge, 2026 numbers were estimated by using 2024 NH-L TB numbers and increasing them by 2.3%, the average increase in Toll Bridge Traffic from January 2024 to January 2025, excluding NH-L TB. Those figures were then decreased by 3.1%, the average decrease from 2025 to 2026 from Trenton - Morrisville & Scudder Falls Toll Bridges.

2. Construction for Contract T-766A I-78 NJ Roadway Rehabilitation and Power & Communication Infrastructure Improvements began on April 15, 2024. Final completion was reached on July 16, 2025.

3. On November 9, 2024, a portion of Route 611 between DWG and P-C was re-opened to traffic in a long-term temporary configuration of one lane, alternating via traffic signals. It will remain in this configuration.

4. Between December 2024 and March 2025, multiple sink holes appeared along the Interstate 80 (I-80) corridor near Wharton, NJ, about 35 miles East of the DWG Toll Bridge. On March 19, 2025, Interstate 80 was shut down in both directions. On June 21, 2025 Interstate 80 was re-opened with all lanes in both directions. Effects of this were seen in monthly

*\*Snow events on January 18, 2026 and January 25-26, 2026 caused decreased traffic those days.*

**DELAWARE RIVER JOINT TOLL BRIDGE COMMISSION**

**Meeting of February 23<sup>rd</sup>, 2026**

**STATISTICAL SUMMARY OF EXPENDITURES**

There follow reports entitled “**Budget vs Actual**” covering the month of January 2026 relative to Toll Bridges, Toll Supported Bridges and Administration Departments.

Total operating expenses plus encumbrance totaled \$8,541,832 for the month of January, which represents 75.04% of 2026 year-to-date operating budget. The positive variance is mainly due to a lack of encumbrances approved during the month of January. This variance will decrease as encumbrances are added for operations maintenance and other related operating expenses.

There were no unusual expenses during the month.

**Delaware River Joint Toll Bridge Commission**  
**Budget vs Actual**  
**For the One Month Ending January 31, 2026**

**TOTAL COMMISSION**

	<b>Annual Budget 2026</b>	<b>YTD Budget 2026</b>	<b>Expended For The Month</b>	<b>Expended Year To Date</b>	<b>Encumbered</b>	<b>Remaining Annual Budget</b>
Regular Employee Salaries	\$28,153,881	2,255,405	\$2,123,318	\$2,123,318	\$0	\$26,030,563
Part-Time Employee Wages	458,975	38,251	11,025	11,025	0	447,950
Overtime Wages	2,903,683	954,216	276,648	276,648	0	2,627,035
Pension Contributions	10,184,239	909,263	693,151	693,151	0	9,491,088
FICA Contributions	2,496,695	192,046	191,537	191,537	0	2,305,158
Regular Employee Healthcare Benefits	16,904,256	1,407,368	782,693	782,693	0	16,121,563
Life Insurance Benefits	308,218	25,687	23,614	23,614	0	284,604
Unemployment Compensation Benefits	100,000	25,000	0	0	0	100,000
Utility Expense	1,262,385	154,352	24,556	24,556	87,613	1,150,216
Office Expense	385,849	112,880	19,454	19,454	79,167	287,228
Telecommunication Expense	1,562,739	162,759	100,215	100,215	1,440	1,461,084
Information Technology Expense	1,288,877	207,440	65,718	65,718	126,296	1,096,864
Professional Development/Meetings	965,350	79,902	44,500	44,500	17,850	903,000
Vehicle Maintenance Expense and Fuel	819,727	505,400	55,077	55,077	361,055	403,596
Operations Maintenance Expense	2,561,234	905,807	67,308	67,308	828,158	1,665,768
ESS Operating Maintenance Expense	1,568,870	131,208	46,276	46,276	655	1,521,939
Commission Expense	25,126	2,094	1,276	1,276	0	23,850
Uniform Expense	475,110	40,512	215	215	39,344	435,551
Business Insurance	6,982,559	563,175	481,707	481,707	0	6,500,852
Licenses & Inspections Expense	25,263	2,105	714	714	0	24,549
Advertising	61,136	3,512	912	912	0	60,224
Professional Services	4,482,225	436,648	44,882	44,882	0	4,437,342
State Police Bridge Security	8,842,902	736,967	659,450	659,450	0	8,183,451
ETC Equip/Traffic Counter Maint	1,517,000	125,355	74,642	74,642	10,500	1,431,858
General Contingency	475,000	39,596	0	0	0	475,000
ETC Operating Expense	16,402,704	1,367,001	1,200,867	1,200,867	0	15,201,836
<b>Total</b>	<b>\$111,214,000</b>	<b>\$11,383,949</b>	<b>\$6,989,755</b>	<b>\$6,989,755</b>	<b>\$1,552,077</b>	<b>\$102,672,169</b>

**Delaware River Joint Toll Bridge Commission**  
**Budget vs Actual**  
**For the One Month Ending January 31, 2026**

**ADMINISTRATION\***

	<b>Annual Budget 2026</b>	<b>YTD Budget 2026</b>	<b>Expended For The Month</b>	<b>Expended Year To Date</b>	<b>Encumbered</b>	<b>Remaining Annual Budget</b>
<b>OPERATING EXPENSE</b>						
Regular Employee Salaries	\$6,913,712	534,948	\$513,995	\$513,995	\$0	\$6,399,717
Part-Time Employee Wages	452,000	37,670	11,025	11,025	0	440,975
Overtime Wages	20,721	16,921	653	653	0	20,068
Pension Contributions	2,177,010	167,456	143,508	143,508	0	2,033,502
FICA Contributions	535,992	41,229	39,413	39,413	0	496,580
Regular Employee Healthcare Benefits	3,235,515	269,382	146,256	146,256	0	3,089,259
Life Insurance Benefits	73,141	6,096	5,419	5,419	0	67,722
Unemployment Compensation Benefits	100,000	25,000	0	0	0	100,000
Utility Expense	168,911	24,929	78	78	0	168,832
Office Expense	263,415	77,541	14,068	14,068	51,731	197,616
Telecommunication Expense	161,578	13,911	7,236	7,236	0	154,342
Information Technology Expense	1,270,700	205,900	65,718	65,718	126,296	1,078,687
Professional Development/Meetings	827,065	68,928	43,644	43,644	17,850	765,571
Vehicle Maintenance Expense and Fuel	58,386	48,717	1,478	1,478	45,522	11,386
Operations Maintenance Expense	193,163	23,488	7,891	7,891	37,243	148,029
Commission Expense	25,126	2,094	1,276	1,276	0	23,850
Uniform Expense	10,085	851	0	0	0	10,085
Business Insurance	521,845	24,739	(24,827)	(24,827)	0	546,671
Licenses & Inspections Expense	475	40	0	0	0	475
Advertising	61,136	3,512	912	912	0	60,224
Professional Services	1,541,490	191,567	44,882	44,882	0	1,496,608
General Contingency	475,000	39,596	0	0	0	475,000
<b>OPERATING EXPENSE SUBTOTAL</b>	<b>\$19,086,465</b>	<b>\$1,824,514</b>	<b>\$1,022,624</b>	<b>\$1,022,624</b>	<b>\$278,642</b>	<b>\$17,785,198</b>
<b>ADM OPS AIIOCATION</b>						
TES Allocation			(101,932)	(101,932)		
<b>ADM OPS AIIOCATION SUBTOTAL</b>			<b>(\$101,932)</b>	<b>(\$101,932)</b>		
			<b>\$0</b>	<b>\$0</b>		
<b>TOTAL EXPENSES</b>			<b>\$920,693</b>	<b>\$920,693</b>		

\* Includes Executive, Human Resources, Accounting, EZPass, Purchasing, Information Technology, Community Affairs, Contract/Compliance, and Training & Employee Safety.

**Delaware River Joint Toll Bridge Commission**  
**Budget vs Actual**  
**For the One Month Ending January 31, 2026**

**ADMINISTRATION - OPERATIONS\***

	<b>Annual Budget 2026</b>	<b>YTD Budget 2026</b>	<b>Expended For The Month</b>	<b>Expended Year To Date</b>	<b>Encumbered</b>	<b>Remaining Annual Budget</b>
<b>OPERATING EXPENSE</b>						
Regular Employee Salaries	\$4,347,960	332,194	\$320,119	\$320,119	\$0	\$4,027,840
Overtime Wages	348,321	124,805	29,597	29,597	0	318,723
Pension Contributions	1,936,338	148,943	149,268	149,268	0	1,787,069
FICA Contributions	474,015	36,461	35,375	35,375	0	438,640
Regular Employee Healthcare Benefits	2,672,414	222,491	123,655	123,655	0	2,548,760
Life Insurance Benefits	59,965	4,997	4,670	4,670	0	55,295
Utility Expense	125,770	15,383	0	0	0	125,770
Office Expense	49,898	5,964	2,797	2,797	4,106	42,994
Telecommunication Expense	139,784	16,317	272	272	0	139,512
Professional Development/Meetings	105,150	8,763	856	856	0	104,294
Vehicle Maintenance Expense and Fuel	114,700	69,371	11,597	11,597	64,096	39,007
Operations Maintenance Expense	437,185	331,827	26,599	26,599	264,603	145,983
ESS Operating Maintenance Expense	1,568,870	131,208	46,276	46,276	655	1,521,939
Uniform Expense	61,143	6,012	195	195	3,244	57,704
Business Insurance	328,535	27,380	24,469	24,469	0	304,066
Licenses & Inspections Expense	2,864	239	0	0	0	2,864
Professional Services	2,940,735	245,081	0	0	0	2,940,735
<b>OPERATING EXPENSE SUBTOTAL</b>	<b>\$15,713,646</b>	<b>\$1,727,438</b>	<b>\$775,747</b>	<b>\$775,747</b>	<b>\$336,705</b>	<b>\$14,601,194</b>
<b>ADM OPS AIIOCATION</b>						
TES Allocation			17,736	17,736		
Toll Operation Allocation			(65,147)	(65,147)		
Bridge Maint Allocation			(246,906)	(246,906)		
PSBS Allocation			(393,534)	(393,534)		
<b>ADM OPS AIIOCATION SUBTOTAL</b>			<b>(\$687,850)</b>	<b>(\$687,850)</b>		
<b>TOTAL EXPENSES</b>			<b>\$87,897</b>	<b>\$87,897</b>		

\* Includes Engineering, Maintenance/Toll Operation, Southern Region Maintenance Center, Public Safety and Bridge Security.

**Delaware River Joint Toll Bridge Commission**  
**Budget vs Actual**  
**For the One Month Ending January 31, 2026**

**SOUTHERN REGION TOLL BRIDGE**

	<b>Annual Budget 2026</b>	<b>YTD Budget 2026</b>	<b>Expended For The Month</b>	<b>Expended Year To Date</b>	<b>Encumbered</b>	<b>Remaining Annual Budget</b>
<b>OPERATING EXPENSE</b>						
Regular Employee Salaries	\$3,843,500	312,721	\$304,134	\$304,134	\$0	\$3,539,366
Overtime Wages	604,616	202,314	59,576	59,576	0	545,040
Pension Contributions	1,390,036	122,265	102,641	102,641	0	1,287,395
FICA Contributions	340,281	26,174	27,673	27,673	0	312,608
Regular Employee Healthcare Benefits	2,409,554	200,606	111,617	111,617	0	2,297,936
Life Insurance Benefits	41,047	3,421	3,191	3,191	0	37,856
Utility Expense	359,708	37,842	4,354	4,354	48,032	307,322
Office Expense	31,562	16,144	1,229	1,229	13,514	16,820
Telecommunication Expense	208,191	26,229	9,160	9,160	0	199,031
Information Technology Expense	8,245	687	0	0	0	8,245
Professional Development/Meetings	6,043	(46)	0	0	0	6,043
Vehicle Maintenance Expense and Fuel	256,300	145,103	11,074	11,074	106,723	138,503
Operations Maintenance Expense	438,660	116,485	27,340	27,340	149,990	261,330
Uniform Expense	129,781	10,816	0	0	7,783	121,998
Business Insurance	2,220,974	185,096	175,533	175,533	0	2,045,441
Licenses & Inspections Expense	4,764	397	113	113	0	4,651
State Police Bridge Security	2,684,443	223,721	200,209	200,209	0	2,484,234
ETC Equipment/Traffic Counter Maint	529,491	43,949	7,596	7,596	1,751	520,144
ETC Operating Expense	6,023,720	502,017	446,562	446,562	0	5,577,158
<b>OPERATING EXPENSE SUBTOTAL</b>	<b>\$21,530,916</b>	<b>\$2,175,944</b>	<b>\$1,492,001</b>	<b>\$1,492,001</b>	<b>\$327,793</b>	<b>\$19,711,122</b>
<b>ADM OPS AIIOCATION</b>						
TES Allocation			23,879	23,879		
Toll Operation Allocation			24,202	24,202		
Bridge Maint Allocation			135,704	135,704		
PSBS Allocation			114,326	114,326		
<b>ADM OPS AIIOCATION SUBTOTAL</b>			<b>\$298,111</b>	<b>\$298,111</b>		
<b>TOTAL EXPENSES</b>			<b>\$1,790,112</b>	<b>\$1,790,112</b>		

**Delaware River Joint Toll Bridge Commission**  
**Budget vs Actual**  
**For the One Month Ending January 31, 2026**

**CENTRAL REGION TOLL BRIDGE**

	<b>Annual Budget 2026</b>	<b>YTD Budget 2026</b>	<b>Expended For The Month</b>	<b>Expended Year To Date</b>	<b>Encumbered</b>	<b>Remaining Annual Budget</b>
<b>OPERATING EXPENSE</b>						
Regular Employee Salaries	\$3,303,846	272,226	\$237,825	\$237,825	\$0	\$3,066,021
Overtime Wages	340,328	127,362	48,691	48,691	0	291,637
Pension Contributions	1,138,805	87,597	77,925	77,925	0	1,060,880
FICA Contributions	278,779	21,444	21,778	21,778	0	257,001
Regular Employee Healthcare Benefits	2,059,073	171,427	96,414	96,414	0	1,962,659
Life Insurance Benefits	34,583	2,882	2,522	2,522	0	32,061
Utility Expense	310,031	41,609	14,698	14,698	9,831	285,502
Office Expense	10,998	5,954	708	708	5,038	5,252
Telecommunication Expense	359,543	36,759	34,443	34,443	0	325,100
Information Technology Expense	3,983	357	0	0	0	3,983
Professional Development/Meetings	13,773	1,148	0	0	0	13,773
Vehicle Maintenance Expense and Fuel	206,781	144,016	13,424	13,424	69,913	123,445
Operations Maintenance Expense	811,459	214,967	4,489	4,489	198,885	608,085
Uniform Expense	91,807	7,651	20	20	13,378	78,409
Business Insurance	1,372,120	114,352	107,556	107,556	0	1,264,565
Licenses & Inspections Expense	4,035	336	372	372	0	3,663
State Police Bridge Security	2,458,672	204,906	183,327	183,327	0	2,275,345
ETC Equipment/Traffic Counter Maint	447,462	37,172	30,730	30,730	1,168	415,565
ETC Operating Expense	6,060,185	505,056	442,320	442,320	0	5,617,865
<b>OPERATING EXPENSE SUBTOTAL</b>	<b>\$19,306,264</b>	<b>\$1,997,222</b>	<b>\$1,317,242</b>	<b>\$1,317,242</b>	<b>\$298,211</b>	<b>\$17,690,811</b>
<b>ADM OPS AIIOCATION</b>						
TES Allocation			20,851	20,851		
Toll Operation Allocation			21,134	21,134		
Bridge Maint Allocation			22,568	22,568		
PSBS Allocation			87,144	87,144		
<b>ADM OPS AIIOCATION SUBTOTAL</b>			<b>\$151,697</b>	<b>\$151,697</b>		
<b>TOTAL EXPENSES</b>			<b>\$1,468,939</b>	<b>\$1,468,939</b>		

**Delaware River Joint Toll Bridge Commission**  
**Budget vs Actual**  
**For the One Month Ending January 31, 2026**

**NORTHERN REGION TOLL BRIDGE**

	<b>Annual Budget 2026</b>	<b>YTD Budget 2026</b>	<b>Expended For The Month</b>	<b>Expended Year To Date</b>	<b>Encumbered</b>	<b>Remaining Annual Budget</b>
<b>OPERATING EXPENSE</b>						
Regular Employee Salaries	\$3,724,112	300,787	\$287,195	\$287,195	\$0	\$3,436,917
Overtime Wages	457,490	165,543	66,218	66,218	0	391,271
Pension Contributions	1,306,751	100,515	97,857	97,857	0	1,208,893
FICA Contributions	319,893	24,606	26,869	26,869	0	293,024
Regular Employee Healthcare Benefits	2,321,934	193,312	108,644	108,644	0	2,213,289
Life Insurance Benefits	38,690	3,224	2,949	2,949	0	35,741
Utility Expense	189,911	22,993	3,177	3,177	29,750	156,984
Office Expense	9,328	5,555	652	652	4,778	3,897
Telecommunication Expense	390,457	41,691	27,719	27,719	1,440	361,298
Information Technology Expense	5,949	496	0	0	0	5,949
Professional Development/Meetings	8,310	693	0	0	0	8,310
Vehicle Maintenance Expense and Fuel	168,719	95,411	17,504	17,504	74,801	76,415
Operations Maintenance Expense	516,268	187,535	4,608	4,608	158,460	353,199
Uniform Expense	112,415	9,369	0	0	6,560	105,855
Business Insurance	1,348,394	112,375	105,498	105,498	0	1,242,896
Licenses & Inspections Expense	4,199	350	81	81	0	4,118
State Police Bridge Security	1,549,835	129,163	115,602	115,602	0	1,434,234
ETC Equipment/Traffic Counter Maint	529,491	43,949	36,316	36,316	1,748	491,427
ETC Operating Expense	4,318,798	359,929	311,985	311,985	0	4,006,813
<b>OPERATING EXPENSE SUBTOTAL</b>	<b>\$17,320,943</b>	<b>\$1,797,496</b>	<b>\$1,212,875</b>	<b>\$1,212,875</b>	<b>\$277,537</b>	<b>\$15,830,531</b>
<b>ADM OPS AIIOCATION</b>						
TES Allocation			19,529	19,529		
Toll Operation Allocation			19,811	19,811		
Bridge Maint Allocation			21,209	21,209		
PSBS Allocation			81,717	81,717		
<b>ADM OPS AIIOCATION SUBTOTAL</b>			<b>\$142,266</b>	<b>\$142,266</b>		
<b>TOTAL EXPENSES</b>			<b>\$1,355,141</b>	<b>\$1,355,141</b>		

**Delaware River Joint Toll Bridge Commission**  
**Budget vs Actual**  
**For the One Month Ending January 31, 2026**

**SOUTHERN DIVISION TOLL SUPPORTED BRIDGES**

	<b>Annual Budget 2026</b>	<b>YTD Budget 2026</b>	<b>Expended For The Month</b>	<b>Expended Year To Date</b>	<b>Encumbered</b>	<b>Remaining Annual Budget</b>
<b>OPERATING EXPENSE</b>						
Regular Employee Salaries	\$2,579,418	211,675	\$198,838	\$198,838	\$0	\$2,380,580
Part-Time Employee Wages	3,487	291	0	0	0	3,487
Overtime Wages	542,363	150,820	31,779	31,779	0	510,584
Pension Contributions	975,557	75,040	51,713	51,713	0	923,843
FICA Contributions	239,083	18,390	17,557	17,557	0	221,526
Regular Employee Healthcare Benefits	1,883,833	156,838	89,971	89,971	0	1,793,862
Life Insurance Benefits	26,373	2,198	2,155	2,155	0	24,218
Utility Expense	63,265	6,821	2,189	2,189	0	61,076
Office Expense	10,925	910	0	0	0	10,925
Telecommunication Expense	91,659	7,639	5,172	5,172	0	86,487
Professional Development/Meetings	2,874	240	0	0	0	2,874
Vehicle Maintenance Expense and Fuel	8,008	2,212	0	0	0	8,008
Operations Maintenance Expense	89,733	10,597	(4,387)	(4,387)	18,977	75,143
Uniform Expense	38,848	3,238	0	0	4,923	33,924
Business Insurance	602,266	50,193	47,322	47,322	0	554,944
Licenses & Inspections Expense	5,102	425	0	0	0	5,102
State Police Bridge Security	1,356,395	113,042	101,094	101,094	0	1,255,301
ETC Equipment/Traffic Counter Maint	5,278	142	0	0	2,919	2,359
<b>OPERATING EXPENSE SUBTOTAL</b>	<b>\$8,524,467</b>	<b>\$810,711</b>	<b>\$543,404</b>	<b>\$543,404</b>	<b>\$26,819</b>	<b>\$7,954,245</b>
<b>ADM OPS AIIOCATION</b>						
TES Allocation			9,937	9,937		
Bridge Maint Allocation			56,529	56,529		
PSBS Allocation			54,844	54,844		
<b>ADM OPS AIIOCATION SUBTOTAL</b>			<b>\$121,310</b>	<b>\$121,310</b>		
<b>TOTAL EXPENSES</b>			<b>\$664,714</b>	<b>\$664,714</b>		

**Delaware River Joint Toll Bridge Commission**  
**Budget vs Actual**  
**For the One Month Ending January 31, 2026**

**NORTHERN DIVISION TOLL SUPPORTED BRIDGES**

	<b>Annual Budget 2026</b>	<b>YTD Budget 2026</b>	<b>Expended For The Month</b>	<b>Expended Year To Date</b>	<b>Encumbered</b>	<b>Remaining Annual Budget</b>
<b>OPERATING EXPENSE</b>						
Regular Employee Salaries	\$3,322,533	281,715	\$261,211	\$261,211	\$0	\$3,061,322
Part-Time Employee Wages	3,487	291	0	0	0	3,487
Overtime Wages	589,844	166,450	40,133	40,133	0	549,711
Pension Contributions	1,222,618	204,592	70,238	70,238	0	1,152,380
FICA Contributions	299,564	23,042	22,873	22,873	0	276,691
Regular Employee Healthcare Benefits	2,278,124	189,664	106,135	106,135	0	2,171,989
Life Insurance Benefits	33,203	2,767	2,708	2,708	0	30,495
Utility Expense	44,790	4,774	60	60	0	44,729
Office Expense	9,723	810	0	0	0	9,723
Telecommunication Expense	211,526	20,212	16,212	16,212	0	195,314
Professional Development/Meetings	2,135	178	0	0	0	2,135
Vehicle Maintenance Expense and Fuel	6,832	569	0	0	0	6,832
Operations Maintenance Expense	74,766	20,907	767	767	0	73,999
Uniform Expense	31,031	2,576	0	0	3,456	27,575
Business Insurance	588,426	49,039	46,157	46,157	0	542,269
Licenses & Inspections Expense	3,824	319	148	148	0	3,676
State Police Bridge Security	793,557	66,135	59,219	59,219	0	734,338
ETC Equipment/Traffic Counter Maint	5,278	142	0	0	2,914	2,364
<b>OPERATING EXPENSE SUBTOTAL</b>	<b>\$9,521,260</b>	<b>\$1,034,183</b>	<b>\$625,861</b>	<b>\$625,861</b>	<b>\$6,369</b>	<b>\$8,889,030</b>
<b>ADM OPS AIIOCATION</b>						
TES Allocation			9,999	9,999		
Bridge Maint Allocation			10,896	10,896		
PSBS Allocation			55,502	55,502		
<b>ADM OPS AIIOCATION SUBTOTAL</b>			<b>\$76,398</b>	<b>\$76,398</b>		
<b>TOTAL EXPENSES</b>			<b>\$702,259</b>	<b>\$702,259</b>		

**DELAWARE RIVER JOINT TOLL BRIDGE COMMISSION SYSTEM**  
**STATEMENT OF REVENUE AND EXPENSES FOR THE ONE MONTH ENDED JANUARY 31, 2026**

	Southern Toll Bridges	Central Toll Bridges	Northern Toll Bridges	Toll Bridges Subtotal	Southern Region TSB	Northern Region TSB	TSB Subtotal	Administration Operation	Administration Administrative	ADM Subtotal	TOTAL 2026	TOTAL 2025
<b>TOLL REVENUE</b>												
Net Toll Revenue	5,024,010	9,950,895	5,421,033	20,395,937	-	-	-	-	-	-	20,395,937	15,128,901
EZPass Fee	73,748	148,142	79,546	301,436	-	-	-	-	-	-	301,436	303,116
Net Violation Fee Income	269,205	141,761	212,979	623,945	-	-	-	-	-	-	623,945	278,693
<b>REVENUE FROM TOLL</b>	<b>\$ 5,366,964</b>	<b>\$ 10,240,797</b>	<b>\$ 5,713,558</b>	<b>\$ 21,321,318</b>	<b>\$ -</b>	<b>\$ -</b>	<b>\$ -</b>	<b>\$ -</b>	<b>\$ -</b>	<b>\$ -</b>	<b>\$ 21,321,318</b>	<b>\$ 15,710,709</b>
<b>OPERATING EXPENSE</b>												
Regular Employee Salaries	304,134	237,825	287,195	829,154	198,838	261,211	460,050	320,119	513,995	834,114	2,123,318	2,104,980
Part-Time Employee Wages	-	-	-	-	-	-	-	-	11,025	11,025	11,025	56,675
Summer Employee Wages	-	-	-	-	-	-	-	-	-	-	-	-
Overtime Wages	59,576	48,691	66,218	174,486	31,779	40,133	71,912	29,597	653	30,250	276,648	21,971
Pension Contributions	102,641	77,925	97,857	278,423	51,713	70,238	121,951	149,268	143,508	292,777	693,151	659,359
FICA Contributions	27,673	21,778	26,869	76,319	17,557	22,873	40,430	35,375	39,413	74,788	191,537	176,231
Regular Employee Healthcare Benefits	111,617	96,414	108,644	316,676	89,971	106,135	196,106	123,655	146,256	269,911	782,693	707,522
Life Insurance Benefits	3,191	2,522	2,949	8,662	2,155	2,708	4,863	4,670	5,419	10,089	23,614	24,218
Unemployment Compensation Benefits	-	-	-	-	-	-	-	-	-	-	-	-
Utility Expense	4,354	14,698	3,177	22,229	2,189	60	2,249	-	78	78	24,556	50,488
Office Expense	1,229	708	652	2,589	-	-	-	2,797	14,068	16,865	19,454	4,197
Telecommunication Expense	9,160	34,443	27,719	71,323	5,172	16,212	21,384	272	7,236	7,508	100,215	93,688
Information Technology Expense	-	-	-	-	-	-	-	-	65,718	65,718	65,718	47,178
Professional Development/Meetings	-	-	-	-	-	-	-	856	43,644	44,500	44,500	1,249
Vehicle Maintenance Expense and Fuel	11,074	13,424	17,504	42,002	-	-	-	11,597	1,478	13,075	55,077	6,432
Operations Maintenance Expense	27,340	4,489	4,608	36,437	(4,387)	767	(3,620)	26,599	7,891	34,490	67,308	(20,584)
ESS Operating Maintenance Expense	-	-	-	-	-	-	-	46,276	-	46,276	46,276	44,385
Commission Expense	-	-	-	-	-	-	-	-	1,276	1,276	1,276	803
Toll Collection Expense	-	-	-	-	-	-	-	-	-	-	-	5,108
Uniform Expense	-	20	-	20	-	-	-	195	-	195	215	547
Business Insurance	175,533	107,556	105,498	388,586	47,322	46,157	93,478	24,469	(24,827)	(358)	481,707	491,782
Licenses & Inspections Expense	113	372	81	566	-	148	148	-	-	-	714	1,126
Advertising	-	-	-	-	-	-	-	-	912	912	912	631
Professional Services	-	-	-	-	-	-	-	-	44,882	44,882	44,882	46,901
State Police Bridge Security	200,209	183,327	115,602	499,138	101,094	59,219	160,312	-	-	-	659,450	615,900
ETC Equip/Traffic Counter Maint	7,596	30,730	36,316	74,642	-	-	-	-	-	-	74,642	101,836
General Contingency	-	-	-	-	-	-	-	-	-	-	-	-
ETC Operating Expense	446,562	442,320	311,985	1,200,867	-	-	-	-	-	-	1,200,867	1,042,034
<b>TOTAL OP., MAINT., &amp; ADM</b>	<b>\$ 1,492,001</b>	<b>\$ 1,317,242</b>	<b>\$ 1,212,875</b>	<b>\$ 4,022,118</b>	<b>\$ 543,404</b>	<b>\$ 625,861</b>	<b>\$ 1,169,265</b>	<b>\$ 775,747</b>	<b>\$ 1,022,624</b>	<b>\$ 1,798,371</b>	<b>\$ 6,989,755</b>	<b>\$ 6,284,657</b>
<b>ADM OPS ALLOCATION</b>												
TES Allocation	23,879	20,851	19,529	64,259	9,937	9,999	19,936	17,736	(101,932)	(84,195)	-	-
Toll Ops Allocation	24,202	21,134	19,811	65,147	-	-	-	(65,147)	-	(65,147)	-	-
Bridge Maint Allocation	135,704	22,568	21,209	179,481	56,529	10,896	67,425	(246,906)	-	(246,906)	-	-
Maint/Toll Allocation	-	-	-	-	-	-	-	-	-	-	-	-
PSBS Allocation	114,326	87,144	81,717	283,187	54,844	55,502	110,347	(393,534)	-	(393,534)	-	-
<b>TOTAL ADM OPS ALLOCATION</b>	<b>\$ 298,111</b>	<b>\$ 151,697</b>	<b>\$ 142,266</b>	<b>\$ 592,074</b>	<b>\$ 121,310</b>	<b>\$ 76,398</b>	<b>\$ 197,708</b>	<b>\$(687,850)</b>	<b>\$(101,932)</b>	<b>\$(789,782)</b>	<b>\$ -</b>	<b>\$ -</b>
<b>OTHER OPERATING INC/EXP</b>												
Other Operating Income	-	-	-	-	-	-	-	-	-	-	-	266,258
<b>TOTAL OTHER OP INC</b>	<b>\$ -</b>	<b>\$ -</b>	<b>\$ -</b>	<b>\$ -</b>	<b>\$ -</b>	<b>\$ -</b>	<b>\$ -</b>	<b>\$ -</b>	<b>\$ -</b>	<b>\$ -</b>	<b>\$ -</b>	<b>\$ 266,258</b>
<b>NET OPERATING INC</b>	<b>\$ 3,576,852</b>	<b>\$ 8,771,858</b>	<b>\$ 4,358,417</b>	<b>\$ 16,707,127</b>	<b>\$(664,714)</b>	<b>\$(702,259)</b>	<b>\$(1,366,973)</b>	<b>\$(87,897)</b>	<b>\$(920,693)</b>	<b>\$(1,008,590)</b>	<b>\$ 14,331,564</b>	<b>\$ 9,692,311</b>
<b>NON-OPERATING REV/EXP</b>												
Interest Revenue & Unrealized Gain/Loss	-	-	-	-	-	-	-	-	-	-	947,385	1,287,322
Other Non-Operating Revenue	-	-	-	-	-	-	-	-	-	-	-	-
Interest Expense	-	-	-	-	-	-	-	-	-	-	(2,084,069)	(2,130,286)
Depreciation Expense	-	-	-	-	-	-	-	-	-	-	-	(1,088)
<b>TOTAL NON-OPS REV/EXP</b>	<b>\$ -</b>	<b>\$ -</b>	<b>\$ -</b>	<b>\$ -</b>	<b>\$ -</b>	<b>\$ -</b>	<b>\$ -</b>	<b>\$ -</b>	<b>\$ -</b>	<b>\$ -</b>	<b>\$(1,136,685)</b>	<b>\$(844,051)</b>
<b>CHANGE IN NET ASSETS</b>	<b>\$ -</b>	<b>\$ -</b>	<b>\$ -</b>	<b>\$ -</b>	<b>\$ -</b>	<b>\$ -</b>	<b>\$ -</b>	<b>\$ -</b>	<b>\$ -</b>	<b>\$ -</b>	<b>\$ 13,194,879</b>	<b>\$ 8,848,260</b>

# **DELAWARE RIVER JOINT TOLL BRIDGE COMMISSION**

**Meeting of February 23, 2026**

## **ADMINISTRATION**

The following Pages reflect the reports on those items assigned to the Administration Department. Each item is reported separately and page numbered accordingly.

**DELAWARE RIVER JOINT TOLL BRIDGE COMMISSION**

**Meeting of February 23, 2026**

**PURCHASING REPORT INDEX**

**MONTH OF JANUARY 2026**

SUBJECT	DESCRIPTION	PAGE NUMBER
Purchasing	Monthly Purchasing Report covering the month of January 2026	1-6

# DELAWARE RIVER JOINT TOLL BRIDGE COMMISSION

Meeting of February 23, 2026

## MONTHLY PURCHASING REPORT

Month of January 2026

This report itemizes all orders for purchases made for the month of January 2026, showing the divisions chargeable for the expense and the source of authority for issuance of the Purchase Order. This authority is broken into three categories:

- (1) By authority of the Commission
- (2) By authority of the Executive Director or his designate
- (3) By authority of the Director

The purchasing activities for the month of January 2026, culminated in the preparation and placement of 85 purchase orders in the total amount of \$1,821,650.22. There were no quotes sent out for the month of January.

Significant procurements are shown below:

- Seven (7) Purchase Orders were issued, in the total amount of \$615,183.64 for roadway salt for various locations;
- Nine (9) Purchase Orders were issued, in the total amount of \$495,660.61 for liquid fuels for various locations;
- One (1) Purchase Order was issued, in the total amount of \$129,295.78 for the Maximo Asset Management Software renewal;
- Ten (10) Purchase Orders were issued, in the total amount of \$109,760.12 for municipal waste services;
- One (1) Purchase Order was issued, in the total amount of \$107,925.00 for a RFQ for an ERP to integrate multiple software systems.

In addition to the practices employed incidental to purchase of materials, etc., from vendors on a direct basis, the Commission also purchases via direct utilization of the purchasing processes of the State of New Jersey, the Commonwealth of Pennsylvania and other joint purchasing arrangements.

**DELAWARE RIVER JOINT TOLL BRIDGE COMMISSION  
REPORT OF PURCHASING ACTIVITIES**

**January 2026**

PO Number	Vendor Name	General Description	Req Dept	Contract/Resolution/ Comment	<b>** BY AUTHORITY OF **</b>		
					Commission	Director of Purchasing	Director
20260001	AQUITAS SOLUTIONS, INC	MAXIMO ASSET MGMNT SFTWR RNWL	IT	GSA GS35F0448V		126,295.78	
20260002	WASTE MANAGEMENT	WASTE MANAGEMENT SERVICES-YEARLY PO	TM			13,074.36	
20260003	WASTE MANAGEMENT	WASTE MANAGEMENT SERVICES-YEARLY PO NHL	NHL			10,908.56	
20260004	WASTE MANAGEMENT	WASTE MANAGEMENT SERVICES-YEARLY PO SRMC	SRMC			14,413.88	
20260005	WASTE MANAGEMENT	WASTE MANAGEMENT SERVICES-YEARLY PO SF CAMPUS	AB SF			9,611.16	
20260006	SUBURBAN PROPANE	LIQUID FUELS YEARLY PO-TM	TM			60,978.52	
20260007	SUBURBAN PROPANE	SUBURBAN PROPANE YEARLY PO-NHL	NHL			106,388.14	
20260008	SUBURBAN PROPANE	SUBURBAN PROPANE YEARLY PO-SRMC	SRMC			65,249.97	
20260009	SUBURBAN PROPANE	LIQUID FUEL -PORTLAND-COLUMBIA	PC			34,855.00	
20260010	SUBURBAN PROPANE	LIQUID FUELS -DWG	DWG			40,164.00	
20260011	SUBURBAN PROPANE	LIQUID FUEL-MILFORD-MONTAGUE	MM			38,395.00	
20260012	SUBURBAN PROPANE	SURBURBAN PROPANE YEARLY PO-SFAB	AB SF			46,999.98	
20260013	WASTE MANAGEMENT	MUNICIPAL WASTE SERVICE	PC			2,515.24	
20260014	WASTE MANAGEMENT	MUNICIPAL WASTE SERVICES- DWG	DWG			10,805.60	
20260015	WASTE MANAGEMENT	MUNICIPAL WASTE SERVICE-MM	MM			11,868.48	
20260016	MORTON SALT INC.	BULK ROADWAY SALT-MM	MM	NJ T-0213		39,402.72	
20260017	MORTON SALT INC.	BULK ROADWAY SALT-PC	PC	NJ T-0213		79,780.00	
20260018	RIVERSIDE CONSTRUCTION MATERIALS, INC.	RIVERSIDE (SILVI) SALT YEARLY PO-TM	TM			48,349.14	
20260019	RIVERSIDE CONSTRUCTION MATERIALS, INC.	RIVERSIDE (SILVI) SALT YEARLY PO-NHL	NHL			38,194.75	
20260020	RIVERSIDE CONSTRUCTION MATERIALS, INC.	RIVERSIDE (SILVI) SALT YEARLY PO-SRMC	SRMC			249,999.68	

**DELAWARE RIVER JOINT TOLL BRIDGE COMMISSION  
REPORT OF PURCHASING ACTIVITIES**

**January 2026**

PO Number	Vendor Name	General Description	Req Dept	Contract/Resolution/ Comment	<b>** BY AUTHORITY OF **</b>	
					Commission	Director of Purchasing
20260021	KELLEY BROS, LLC	MM-116 ACS Door replacement parts	ESS			655.00
20260022	NALCO COMPANY LLC	NALCO YEARLY PO WATER TREATMENT-NHL	NHL			1,689.98
20260023	COOPER ELECTRIC SUPPLY CO	TRENTON MAKES SPARE PARTS	ENG	COSTARS 08		12,336.51
20260024	SUBURBAN PROPANE	LIQUID FUELS-178	178			70,750.00
20260025	SUBURBAN PROPANE	LIQUID FUEL-EP	EP			31,880.00
20260026	KENCOR, LLC	KENCOR ELEVATOR YEARLY PO-NHL	NHL			2,700.00
20260027	SCIENTIFIC WATER CONDITIONING CO., INC.	SCIENTIFIC WATER YEARLY PO-SF ADMIN	AB SF			5,670.00
20260028	COMTEC	COMTEC-FIRE ALARM AND CLEANING AGENT TESTING YR PO	MULTI			5,815.00
20260029	TWIN ROCKS WATER	TWIN ROCKS YEARLY PO (SOUTHERN REGION)	MULTI			5,169.50
20260030	STARR UNIFORM	ESS LS Polo Uniform Shirts	PSBS	COSTARS 12		1,104.00
20260031	ASSOCIATED IMAGING SOLUTIONS	SERVICE FOR LANIER/MP2201 (ENGINEERING)	PUR			600.00
20260032	ASSOCIATED IMAGING SOLUTIONS	PRINTER MANAGEMENT SOFTWARE	IT			1,527.07
20260033	SIGNAL SERVICE INC	2026 TRAFFIC COUNTER MAINT. SERVICES	ENG	COSTARS 04		10,500.00
20260034	STARR UNIFORM	Mock Turtleneck Uniform Order size M	MULTI	COSTARS 12		1,468.80
20260036	ASSOCIATED IMAGING SOLUTIONS	COPY CHARGES - 2026	PUR			18,475.00
20260037	PITNEY BOWES GLOBAL FINANCIAL SERVICES, LLC	POSTAGE METER RENTAL - AB@SF	AB SF			818.44
20260038	HUNTERDON HEALTHCARE	EDUCATIONAL AND TRAINING SERVICES	TES			6,650.00
20260039	P.D. HUTCHINS GROUP	EDUCATIONAL AND TRAINING SERVICES	TES			11,200.00
20260040	EMR POWER SYSTEMS LLC	EMR YEARLY PO (SR FACILITIES)	MULTI	NJ T-2848		9,880.00

**DELAWARE RIVER JOINT TOLL BRIDGE COMMISSION  
REPORT OF PURCHASING ACTIVITIES**

**January 2026**

PO Number	Vendor Name	General Description	Req Dept	Contract/Resolution/ Comment	** BY AUTHORITY OF **		Director
					Commission	Director of Purchasing	
20260041	MORTON SALT INC.	BULK ROADWAY SALT-EP	EP	NJ T-0213		40,786.95	
20260042	ACS SERVICES LLC	HVAC SPRING/FALL PM-SOUTHERN REGION-ACS	TM			52,070.00	
20260043	COMTEC	2026 ANNUAL FIRE ALARM INSP/SERVICE I-78	I78			1,420.00	
20260044	COMTEC	2026 ANNUAL FIRE ALARM INSP/SERVICE-EP	EP			500.00	
20260045	SPRING CITY ELECTRICAL MFG.	REPLACEMENT LIGHTPOLE/SUPPLIES-EP	EP			12,475.00	
20260046	WASTE MANAGEMENT	ANNUAL DUMPSTER WASTE SERVICE I-78	I78			11,307.92	
20260047	WASTE MANAGEMENT	ANNUAL DUMPSTER SERVICE-EP	EP			3,364.92	
20260048	EMR POWER SYSTEMS LLC	2026 ANNUAL GENERATOR SERVICE(I-78)	I78	NJ T-2848		3,850.29	
20260049	EMR POWER SYSTEMS LLC	ANNUAL GENERATOR SERVICE (EP)	EP	NJ T-2848		650.53	
20260050	TRIOUS INC	SRMC- MACK FILTERS- PARTS- QUOTE	SRMC	COSTARS 25		6,141.08	
20260051	FRED BEANS FORD	TM- COOLANT LEAK- BP-16-OUTSIDE AUTO EXPENSE-INV	TM			710.65	
20260052	RIVERSIDE CONSTRUCTION MATERIALS, INC.	2026 BULK ROADWAY SALT I-78	I78			118,670.40	
20260053	ACS SERVICES LLC	HVAC PREVENTATIVE MAINTENANCE (I-78)	I78			11,250.00	
20260054	ACS SERVICES LLC	HVAC PREVENTATIVE MAINTENANCE (EP)	EP			7,150.00	
20260055	TRAMMEL TESTINGS, INC.	2026 UNDERGROUND STORAGE TANK INSP/TESTING	I78			1,200.00	
20260056	TRAMMEL TESTINGS, INC.	2026 UNDERGROUND STORAGE TANK INSP/TESTING	EP			750.00	
20260057	TRAMMEL TESTINGS, INC.	UNDERGROUNT TANK INSPECTION-TRAMMEL YEARLY PO	MULTI			5,550.00	
20260058	WASTE MANAGEMENT	WM SERVICES-YEARLY PO LANDFILL FOR SR	MULTI			21,890.00	
20260059	FROMM ELECTRIC SUPPLY CORP.	LIGHTPOLE REPLACEMENT I-78	I78	COSTARS 8		5,919.50	

**DELAWARE RIVER JOINT TOLL BRIDGE COMMISSION  
REPORT OF PURCHASING ACTIVITIES**

**January 2026**

PO Number	Vendor Name	General Description	Req Dept	Contract/Resolution/ Comment	** BY AUTHORITY OF **		Director	
					Commission	Director of Purchasing		
20260060	EMR POWER SYSTEMS LLC	2026 GENERATOR SERVCE NORTHERN	DWG	NJ T-2848		6,685.98		
20260061	HIGHWAY EQUIPMENT & SUPPLY CO.	DWG- VOLVO L-50 LOADER- PART- Quote	DWG			1,624.28		
20260062	BORTEK INDUSTRIES	SRMC- SWEEPER- PARTS- QUOTE	SRMC			1,746.83		
20260063	RESTAURANT EQUIPMENT SERVICES	ICE MAKER REPAIR	I78			395.00		
20260064	VITAL RECORDS HOLDING, LLC	OFF-SITE RECORD SVCS-2026	ENG			2,500.00		
20260065	DE LAGE LANDEN FINANCIAL SERVICES, INC.	COPIER LEASE 2026	MULTI	COSTARS 1		60,290.28		
20260066	ACS SERVICES LLC	WATER TREATMENT (EP)	EP			2,255.00		
20260067	DELL MARKETING LP	EXECUTIVE LAPTOP REPLACEMENTS	IT	COSTARS-003-E22-603		11,174.32		
20260068	DELL MARKETING LP	DRONE DESKTOP MONITORS	IT	COSTARS-003-E22-603		1,815.36		
20260069	PITNEY BOWES GLOBAL FINANCIAL SERVICES, LLC	POSTAGE REFILL- SEND PRO C SERIES VERSION 4	AB SF			2,000.00		
20260070	FOX LEDGE WATER	BOTTLED WATER (MM )	MM			820.00		
20260071	TWIN ROCKS WATER	BOTTLED SPRING WATER (TWIN ROCKS WATER)	PC			1,100.00		
20260072	TWIN ROCKS WATER	BOTTLED WATER (Twin Rocks Water)	DWG			2,000.00		
20260073	GRAINGER	FULL BODY HARNESS-GRAINGER (DRJTBC MAINT)	MULTI	OMNIA 16154		36,771.02		
20260074	EMR POWER SYSTEMS LLC	EMR-GENERATOR STARTER REPAIR (NHL)	NHL	NJ T-2848		1,588.19		
20260075	SCHINDLER ELEVATOR CORPORATION	SCHINDLER-PM (SF ADMIN/SFAET)	MULTI			8,503.40		
20260076	NJ EVENT SERVICES, LLC	PORTABLE TOILET SERVICE-CBS (NJ EVENT SERVICE)	SDTS			2,400.00		
20260077	NJ EVENT SERVICES, LLC	TRAILER PUMP OUT (CS)-NJ EVENT SERVICES.	SDTS			4,240.00		
20260078	CONTINENTAL RESOURCES, INC.	2336A-RFQ FOR ERP TO INTEGRATE MULTIPLE SOFTWARES	AB SF			107,925.00		
	<b>CAPITAL RESERVE</b>							

**DELAWARE RIVER JOINT TOLL BRIDGE COMMISSION  
REPORT OF PURCHASING ACTIVITIES**

**January 2026**

PO Number	Vendor Name	General Description	Req Dept	Contract/Resolution/ Comment	<b>** BY AUTHORITY OF **</b>			
					Commission	Director of Purchasing	Director	
20260079	WEST AMWELL MASON SUPPLY	SIDEWALK MELTER-EP	EP			4,092.48		
20260080	TWIN ROCKS WATER	BOTTLED WATER FOR I-78 (TWIN ROCKS)	I78			1,500.00		
20260081	TWIN ROCKS WATER	BOTTLED WATER FOR EP (TWIN ROCKS)	EP			600.00		
20260082	GRAINGER	MAG REPLACEMENT PUMP	PC	OMNIA 16154		1,182.11		
20260083	HELMS AUTOBODY	MM- 2023 FORD EDGE- BODY WORK- INVOICE	MM			1,000.00		
20260084	Y-PERS	WIPING RAGS	PC			2,300.00		
20260085	TRIOUS INC	I78- PARTS- TRIUS INC- QUOTE	I78	COSTARS 25		904.47		
20260086	MONROE COUNTY CONTROL CENTER	Monthly Electricity Fee - Contracted Price	PSBS			1,440.00		
<b>Purchase Order Count: 85</b>					<b>AUTHORITY TOTALS:</b>	<b>\$107,925.00</b>	<b>\$1,713,725.22</b>	<b>\$0.00</b>
					<b>GRAND TOTAL:</b>	<b>\$1,821,650.22</b>		

Delaware River Joint Toll Bridge Commission  
Meeting of February 23, 2026

**E-ZPASS/CUSTOMER SERVICE REPORT  
JANUARY 2025**

<b>SUBJECT</b>	<b>DESCRIPTION</b>	<b>PAGE NUMBER</b>
<b>E-ZPass/Customer Service Operations Report</b>	<b>E-ZPass/Customer Service January</b>	<b>1-3</b>

Delaware River Joint Toll Bridge Commission  
Meeting of February 23, 2026

**E-ZPASS/CUSTOMER SERVICE REPORT  
JANUARY 2025**

E-ZPass Account and Transponder Information as reported by Conduent State and Local Solutions, Inc. (CSC/VPC Provider)

Total Number of Migrated DRJTBC and NJ CSC E-ZPass Accounts

Migrated Business Accounts	Migrated Private Accounts	Total Number of Migrated Accounts	Total Number of NJ CSC Active Accounts
1,654	77,339	78,993	4,263,054

Total Number of Migrated DRJTBC (029) Transponders and NJ CSC E-ZPass Transponders

Migrated Business Account Transponders	Migrated Private Account Transponders	Total Number of Migrated Transponders	Total Number of NJ CSC Active Transponders
9,228	131,323	140,551	6,625,608

**E-ZPASS/CUSTOMER SERVICE REPORT  
JANUARY 2025**

**Customer Service Report:**

CSRs perform service with quick responses to:

- Emails
- Phone Calls
- Service Requests
- Commission E-ZPass Issues

Total Calls	Total Minutes and Average Duration	Average Wait Time
401	1,735 minutes – 4:18 minutes per call	0:00

<b>Web Inquiries</b> (Acct Updates, Violations, Disputes)	97
<b>Service Requests</b> (Acct Updates, Violation Notifications, E-ZPass + TBP Inquiries)	112

Computer kiosks are accessible for customer use if needed at both locations.

**Walk-ins**

I-78	DWG	SF	Total
26	3	8	37

**Toll Monitoring:**

- Bridge vehicle views were a total of 13,112 per day for all 8 bridges - Volume would depend on bridge size and use
- Total monthly vehicle views 340,912
- Average views per CSR, per day is calculated from the total daily views of 13,112 divided by 8 CSRs = 1,639 per day average
- Weekly CSR volume will depend on the assigned bridge, which is on a rotating basis. A CSR may have MM, a low volume bridge one week, and SF, a high volume bridge the next week, giving the average for the week

**E-ZPASS/CUSTOMER SERVICE REPORT  
JANUARY 2025**

**Other current E-ZPass duties include:**

- Assisting law enforcement
- Notifying Toll Audit and In-lane when any issues we see arise
- Monitoring Superload crossings
- Daily calls with other Agencies in the NJ Consortium

**CSC/VPC Post-Migration Collection Update:**

As a result of post-migration collection efforts from May 2014 – January 2026, New Jersey E-ZPass reports \$28,472,081.35 collected in tolls and \$68,422,302.29 collected in fees.

**Toll Increase**

- Given the recent toll increase, E-ZPass is working on a spread sheet that will help the CSR's explain to TBP customers what they would save by switching to E-ZPass

**DELAWARE RIVER JOINT TOLL BRIDGE COMMISSION**  
**Meeting of February 23, 2026**

**ELECTRONIC TOLL COLLECTION PROGRAM**  
**MONTH OF JANUARY 2026**

<b>SUBJECT</b>	<b>DESCRIPTION</b>	<b>PAGE NUMBER</b>
ETC PROGRAM	Electronic Toll Collection Program Report	1-5

**DELAWARE RIVER JOINT TOLL BRIDGE COMMISSION**  
**Meeting of February 23, 2026**

**ELECTRONIC TOLL COLLECTION PROGRAM**  
**MONTH OF JANUARY 2026**

The following items were recently initiated, accomplished or performed during the above noted month:

Activities for the In-Lane Toll System

1. Lane equipment cleaning is a constant activity during this time of year. Firmware upgrades are continuing on all UPS units. In addition, UPS units are affected by the extreme cold and battery conditions are being checked. Also, all lane cameras are being checked for image clarity.
2. Commission Staff is working with TransCore to identify locations within the Commission's facilities for TransCore to store spare parts that are used by their technicians when responding to various in-lane toll system issues.
3. Commission Staff and TransCore meet monthly to review and discuss system operational and maintenance items. A weekly call also takes place to briefly review system maintenance items for the week.

Activities for the E-ZPass Customer Service Center/Violation Processing Center

1. Conduent continues to develop the real time digital payment function at the NJ E-ZPass CSC for toll by plate customers. Conduent revised the terms and conditions that will be displayed on the NJ E-ZPass website, and comments were provided from the NJTA. Conduent has released this functionality into the NJ CSC software, and they are proceeding with testing it through a small group of individuals.
2. The NJ E-ZPass CSC launched the Amnesty Program in June 2025. NJ MVC legislation was passed and NJTA is working with the MVC on the programs. There are two programs: the Amnesty Program and the Vehicle Registration Suspension Program. The Amnesty Program must run for 180 days, with no lookback timeframe, meaning the program can go back as far as the violator wants to pay. Violation transactions after the start of the program are NOT eligible. The program is open to all violators (from any state), with tolls and fees that are \$500 or more prior to June 2025. The program must offer a 25% reduction of the fees, the program will collect 100% of the toll revenue. When applying payment, 100% of the toll amount will be satisfied first, followed by AET fees and administrative fees. The amount owed must be paid in full of no payment plan. A violator may make arrangements for a payment plan, outside of the Amnesty Program. For the NJ MVC Vehicle Registration Suspension, the transactions criteria include all NJ E-ZPass agency violations, unpaid tolls, administration fees and AET fees totaling \$500 or more; or 60 or more violations with

**DELAWARE RIVER JOINT TOLL BRIDGE COMMISSION**  
**Meeting of February 23, 2026**

at least one having occurred after January 2024 (legislation date). The Amnesty Program was completed in November 2025 and the NJTA has identified the first group of vehicles to request registration suspension. These vehicles are currently under administrative review by the NJTA.

3. The NJTA, as the lead agency, is facilitating all meetings with the other agencies and Conduent to manage the implementation of outstanding system elements for the New Jersey E-ZPass Customer Service Center.

AET Program

1. Rummel, Klepper & Kahl, LLP (RK&K) participated in New Hope – Lambertville All Electronic Tolling related meetings with PKF for the construction project as needed. During the reporting period RK&K prepared responses to Requests for Information (RFI) from the construction team and issued change of plans as needed. Additionally, RK&K completed several reviews of construction submittals from the contractor.
2. Commission Staff, TransCore and the RK&K participated in bi-weekly AET system status meetings. TransCore submitted the updated project schedule that addressed previously provided review comments. The revised schedule is under review by RK&K and comments will be shared with TransCore. TransCore submitted several revised chapters of the system Detailed Design Document. RK&K reviewed the documents to confirm that our comments were addressed, and the documents were finalized by TransCore. TransCore submitted the revised design drawings, and they were reviewed by RK&K to confirm that previous review comments were addressed.
3. TransCore mobilized to the New Hope – Lambertville Toll Bridge over two consecutive weekend periods to install the new AET system. Subsequently, TransCore returns to the site as needed to install and terminate equipment cables and to install equipment in the IT Room that supports the AET system. TransCore will begin focusing on tuning the AET system.
4. TransCore staff continue to meet with the New Hope – Lambertville Toll Bridge AET Conversion construction team to discuss the construction progress and to coordinate the all-electronic-tolling equipment installation and testing schedules.
5. TransCore continues to install the toll host servers at two separate Equinix locations.
6. TransCore facilitated follow-up meetings with Conduent to coordinate connectivity testing between the new in-lane toll system and the NJ Customer Service Center. TransCore submitted the CSC Integration Test Plan and review comments were

**DELAWARE RIVER JOINT TOLL BRIDGE COMMISSION**  
**Meeting of February 23, 2026**

provided to TransCore. Upon receipt of the revised document, it will be shared with the NJ CSC Conduent team for their review and input.

7. TransCore responded to questions from Atkins Réalis related to the T-M Toll Bridge AET design.
8. Commission Staff and Atkins Réalis USA Inc. held several Trenton-Morrisville Toll Bridge All Electronic Tolling & Pennsylvania Avenue Interchange status meetings. Atkins Réalis submitted a revised proposal for the superstructure replacement of the Route 1 over Route 29 northbound bridge (NJ Route 29 NB Overpass). Commission staff reviewed the revised proposal and provided a few comments to the design team. Atkins Réalis is currently addressing the review comments and finalizing the document. The initiative for the superstructure replacement is based on recent inspection findings and evaluations. Upon receipt of a final proposal, a Consultant Agreement Modification will be prepared for execution. It is noted that authorization to execute a Consultant Agreement Modification was received at the January 2026 Commission Meeting,
9. Atkins Réalis submitted the Design Criteria Report and it was reviewed by Commission Staff. Review comments were provided to the design team.
10. Atkins Réalis submitted to PennDOT the Route 1 / Pennsylvania Avenue interchange design with the roundabout for the Highway Occupancy Permit Cycle 1 review.
11. Atkins Réalis submitted the project schedule revision number 4 and review comments from Commission Staff were provided to the design team. Traffic data collection for the project as well as field survey are complete. Atkins Réalis is coordinating the soil borings that are needed for the AET gantry foundation design. Atkins Réalis is advancing the Preliminary Design (60% complete) plans, specifications and estimate for a February 2026 submission.

General Electronic Toll Collection Program Activities

1. Mr. Stracciolini facilitated the IAG E-ZPass Executive Management Committee meetings. At the August 2025 IAG EMC Meeting, Mr. Stracciolini was elected by the members to serve as Chair to the EMC.
2. Mr. Stracciolini facilitated the IAG Service Corporation meetings. At the December 12, 2024, IAG Service Corp. Board of Directors Meeting, a resolution was approved electing and appointing Mr. Stracciolini as the Chair of the IAG Service Corporation, effective December 12, 2024.

**DELAWARE RIVER JOINT TOLL BRIDGE COMMISSION**  
**Meeting of February 23, 2026**

3. Mr. Stracciolini participated on the IAG Policy Committee meetings.
4. Mr. stracciolini participated on the IAG Procurement Committee meetings.
5. Mr. Stracciolini is participating in the Non-toll Business Opportunity Task Force.
6. Mr. Stracciolini is serving on the International Bridge, Tunnel & Turnpike Association's (IBTTA) 2025 Engineering and Construction Task Force and the Toll Revenue Assurance Committee.

**Delaware River Joint Toll Bridge Commission  
Meeting of February 23, 2026**

**CONTRACT COMPLIANCE REPORT INDEX  
Month of January 2026**

<b>SUBJECT</b>	<b>DESCRIPTION</b>	<b>PAGE NUMBER</b>
<b>Contract Compliance Program Operations Report</b>	<b>Operations Report January 2026</b>	<b>1-20</b>

**Delaware River Joint Toll Bridge Commission  
Meeting of February 23, 2026**

**CONTRACT COMPLIANCE REPORT INDEX  
Month of January 2026**

**TABLE OF CONTENTS**

**IBE PROGRAM**

	<b>PAGES</b>
• IBE Program Overview	3
• Compliance IBE Scores Overview	4
• IBE Summary Reports	5
• Active Construction Projects Payments, Workforce & Ethnicity Utilization Scores	6-8
• Active Professional Projects Payments Detail and Scores	9-10
• Completed Construction Projects Payments, Workforce & Ethnicity Utilization Scores	11-15
• Completed Professional Projects Payments Detail and Scores	16-17

**MWSBE Program**

• MWSBE Minority (7%), Women (3%), and Small Business (25%) Enterprise Program Overview	18
• MWSBE Program Commitments for Professional and Construction (Active & Completed Pie Charts)	19
• MWSBE Professional & Construction Projects Final Commitment	20

**Delaware River Joint Toll Bridge Commission**  
**Meeting of February 23, 2026**

**IBE PROGRAM OVERVIEW**

The Delaware River Joint Toll Bridge Commission (Commission) established an IBE Program (MBE/WBE/SBE/DBE/DsBE/VBE) with a target of 25% for all Professional Services and Construction Contracts awarded by the Commission effective July 1, 2014. To date, the Commission has awarded **(111)** contracts with the IBE Program requirements. Currently, there are **(55) active** projects and **(56) completed** projects.

**IBE Program Requirements**

The Commission began using Elation Systems effective January 2017, as the online system for Payment Verification and Certified Payroll Reporting (CPR). All contracts awarded by the Commission to a Prime Consultant/Prime Contractor and their Subconsultants and Subcontractors use this service free of charge. Online training is available to vendors on how to use Elation Systems. The Contract Compliance Department and Elation Support Staff are available to assist all users.

The Contract Compliance Department (CCD) monitors, posts and reports data in regard to all payments. The CCD also reviews all Certified Payrolls submitted into Elation Systems.

*The following are all mandatory requirements:*

**Company On-Line Registration:**

- i. All Primes must register their company and activate an account in Elation Systems; and*
- ii. All Primes must also ensure that all Subconsultants and Subcontractors register their company and activate an account in Elation Systems.*

**Payment Verification:**

- i. Prime Contractors must post all payments to their Subconsultants and/or Subcontractors in Elation Systems; and*
- ii. Prime Contractors and their Subconsultants and/or Subcontractors must confirm all payments received in Elation Systems.*

**Certified Payroll Reporting:**

- i. All Prime Contractors are responsible for assigning someone from their staff with the responsibility to review, approve, and upload their CPR(s) on a weekly basis into Elation Systems; and*
- ii. All Prime Contractors must also ensure that their Subcontractors upload their CPR(s) on a weekly basis into Elation Systems.*

Prime Consultants / Contractors IBE Target performance will be displayed / available on the Commission's public website.

**Delaware River Joint Toll Bridge Commission  
Meeting of February 23, 2026**

**Contract Compliance Department  
Compliance IBE Scores Overview**

The Commission through its Contract Compliance Department has instituted a Compliance Score Ranking that will be included in the Monthly Contract Compliance Report for all Professional Services and Construction Projects.

The Compliance Score Ranking is an ongoing summary of data presented on Active and Completed contracts, which includes the tracking of payments from Prime Consultants and Contractors to IBE Subconsultants and Subcontractors, and the Prime Contractors Workforce Utilization. The Scores will illustrate the progress and participation to meet the Targets by Prime Consultants and Contractors as part of the IBE program.

The complete and timely reporting of payments and certified payrolls to the Elation Systems by the Prime Consultants and Prime Contractors, and their Subconsultants and Subcontractors, will assist the Prime Consultant and Prime Contractor in tracking the data to meet their targets.

Accordingly, each Prime will also be given a final grade at the completion of each project. Additionally, the data will be uploaded onto the Commission’s public website monthly.

*The Score(s) are factored using the following criteria:*

**IBE PAYMENTS**

The payments by the Prime Consultant / Contractor to each of their IBE Subconsultants / Subcontractors will be calculated based on the criteria set by the Commission’s 25% IBE Target.

**WORKFORCE UTILIZATION**

Workforce utilization contains two levels of scoring and documents the hourly employee utilization by workforce type, ethnicity and gender.

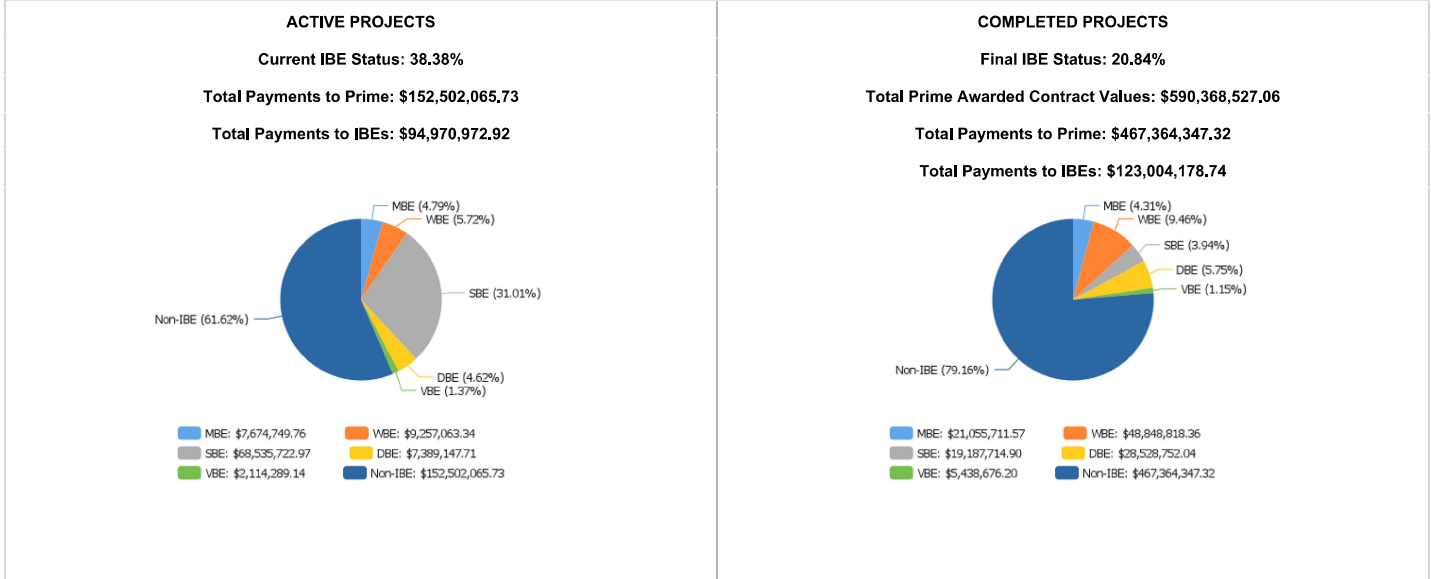
<b>IBE Payments Legend</b>	
<b>Score Rankings</b>	<b>IBE Commitment Participation</b>
A+	45% & above
A	35% to 44.9%
B+	30% to 34.9%
B	25% to 29.9%
C+	20% to 24.9%
C	15% to 19.9%
D+	10% to 14.9%
D	5% to 9.9%
F	4.9% & below

<b>Workforce Utilization Legend</b>		
<b>Score Rankings</b>	<b>Workforce Commitment Participation</b>	<b>Ethnicity &amp; Gender Participation</b>
A+	30% & above	25% & a above
A	25% to 29.9%	15% to 24.9%
B+	20% to 24.9%	over 15%
B	15% to 19.9%	10% to 14.9%
C+	10% to 14.9%	over 10%
C	10% to 14.9%	7.5% to 9.9%
D+	5% to 9.9%	over 7.5%
D	5% to 9.9%	5% to 7.4%
F	4.9% & below	4.9% & below

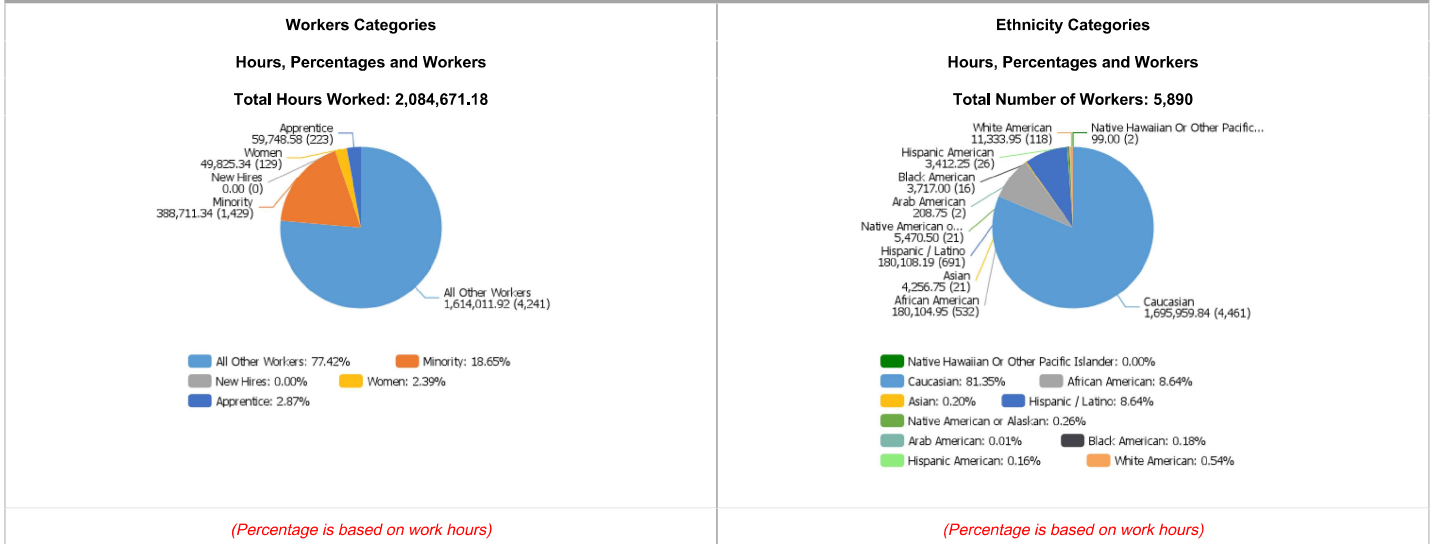
Delaware River Joint Toll Bridge Commission

Meeting of February 23, 2026

Summary - Professional Services and Construction Contractors 25% IBE Target Status



Summary - Prime Contractor(s) & Subcontractor(s) Workforce Utilization Categories By Hours, Workers & Ethnicity



Active Professional & Construction Projects Payment Summary		Initial Contract Value	Prime P / T / D	IBE P / T / D	IBE Actual	Score
Professional and Construction Projects Totals		\$305,366,904.52	\$152,502,065.73	\$94,970,972.92	38.38%	A
Professional Services Projects Totals		\$93,764,088.51	\$51,300,002.00	\$20,528,261.29	28.58%	B
Completed Professional & Construction Projects Payment Summary		Contract Value	Prime P / T / D	IBE P / T / D	IBE Actual	Score
Professional and Construction Projects Totals		\$590,368,526.06	\$467,364,347.32	\$123,004,178.74	20.84%	C+
Professional Services Projects Totals		\$56,480,327.36	\$38,940,072.49	\$17,540,254.87	31.06%	B+

ACTIVE CONSTRUCTION PROJECTS														
Payments Summary				Workforce Hours Summary 27.87%					Ethnicity Participation Summary					
Initial Contract Value	Total Prime P / T / D	Total IBE P / T / D	Total IBE %	Payments Score (Total IBE Payments)	Total Number of Workers	Total Hours Worked	Caucasian Hours	Total Minority Hours	Total Women Hours	Workforce Score (Total Hours Worked)	Caucasian %	Minority %	Women %	Ethnicity Score (Total Participation)
\$211,602,816.01	\$101,202,063.73	\$74,442,711.63	42.38%	A	1,623	346,322.48	253,524.28	92,798.20	3,715.34	A	73.20%	26.80%	1.07%	A+

COMPLETED CONSTRUCTION PROJECTS														
Payments Summary				Workforce Hours Summary 19.68%					Ethnicity Participation Summary					
Total Contracts Value	Total Prime P / T / D	Total IBE P / T / D	Total IBE %	Payments Score (Total IBE Payments)	Total Number of Workers	Total Hours Worked	Caucasian Hours	Total Minority Hours	Total Women Hours	Workforce Score (Total Hours Worked)	Caucasian %	Minority %	Women %	Ethnicity Score (Total Participation)
\$533,888,198.70	\$428,424,274.83	\$105,463,923.87	19.75%	C	4,444	1,738,348.70	1,442,435.56	295,913.14	46,110.00	B	82.98%	17.02%	2.65%	A

**Delaware River Joint Toll Bridge Commission**

Meeting of February 23, 2026

**Active Construction Projects - Summary's & Scores (IBE Payments, Workforce Hours & Ethnicity Participation)**

Date: From 07/01/2014 To 01/31/2026

IBE Payments Legend	
Score Rankings	IBE Commitment Participation
A+	45% & above
A	35% to 44.9%
B+	30% to 34.9%
B	25% to 29.9%
C+	20% to 24.9%
C	15% to 19.9%
D+	10% to 14.9%
D	5% to 9.9%
F	4.9% & below

Total of all Primes Contract Values \$211,602,816.01

Total Payments to all Primes \$101,202,063.73

Total Payments to all IBEs \$74,442,711.63

IBE Target 25.00%

IBE Actual 42.38%

Workforce Utilization Legend		
Score Rankings	Workforce Commitment Participation	Ethnicity & Gender Participation
A+	30% & above	25% & above
A	25% to 29.9%	15% to 24.9%
B+	20% to 24.9%	over 15%
B	15% to 19.9%	10% to 14.9%
C+	10% to 14.9%	over 10%
C	10% to 14.9%	7.5% to 9.9%
D+	5% to 9.9%	over 7.5%
D	5% to 9.9%	5% to 7.4%
F	4.9% & below	4.9% & below

ACTIVE CONSTRUCTION PROJECTS														
Payments Summary				Workforce Hours Summary 27.87%						Ethnicity Participation Summary				
Initial Contract Value	Total Prime P / T / D	Total IBE P / T / D	Total IBE %	Payments Score (Total IBE Payments)	Total Number of Workers	Total Hours Worked	Caucasian Hours	Total Minority Hours	Total Women Hours	Workforce Score (Total Hours Worked)	Caucasian %	Minority %	Women %	Ethnicity Score (Total Participation)
\$211,602,816.01	\$101,202,063.73	\$74,442,711.63	42.38%	A	1,623	346,322.48	253,524.28	92,798.20	3,715.34	A	73.20%	26.80%	1.07%	A+

DB-540A/B/C TRANSCORE, LP - Electronic Toll Collection System Replacement - Design, Build & Maintain														
Payments Summary				Workforce Hours Summary 53.31%						Ethnicity Participation Summary				
Initial Contract Value	Total Prime P / T / D	Total IBE P / T / D	Total IBE %	Payments Score (Total IBE Payments)	Total Number of Workers	Total Hours Worked	Caucasian Hours	Total Minority Hours	Total Women Hours	Workforce Score (Total Hours Worked)	Caucasian %	Minority %	Women %	Ethnicity Score (Total Participation)
\$13,575,398.74	\$11,230,227.20	\$2,316,211.51	17.10%	C	15	2,040.00	952.50	1,087.50	0.00	A+	46.69%	53.31%	0.00%	A+

DB-724A SCHNEIDER ELECTRIC Electronic Surveillance/Detection System Maintenance Contract														
Payments Summary				Workforce Hours Summary 45.89%						Ethnicity Participation Summary				
Initial Contract Value	Total Prime P / T / D	Total IBE P / T / D	Total IBE %	Payments Score (Total IBE Payments)	Total Number of Workers	Total Hours Worked	Caucasian Hours	Total Minority Hours	Total Women Hours	Workforce Score (Total Hours Worked)	Caucasian %	Minority %	Women %	Ethnicity Score (Total Participation)
\$5,217,520.75	\$1,402,730.84	\$215,551.42	13.32%	D+	57	717.00	479.00	238.00	91.00	A+	66.81%	33.19%	12.69%	A+

DB-768B DYNAMIC SECURITY, LLC (IBE) dba SECUNI / Network Video Management System (NVMS) Integrator Services														
Payments Summary				Workforce Hours Summary 0.00%						Ethnicity Participation Summary				
Initial Contract Value	Total Prime P / T / D	Total IBE P / T / D	Total IBE %	Payments Score (Total IBE Payments)	Total Number of Workers	Total Hours Worked	Caucasian Hours	Total Minority Hours	Total Women Hours	Workforce Score (Total Hours Worked)	Caucasian %	Minority %	Women %	Ethnicity Score (Total Participation)
\$104,074.00	\$-	\$87,232.80	100.00%	A+	0	0.00	0.00	0.00	0.00	N/A	0.00%	0.00%	0.00%	N/A

DB-792A TRANSCORE, LP - In-Lane All Electronic Toll Collection System (Design, Build and Maintain)														
Payments Summary				Workforce Hours Summary 5.68%						Ethnicity Participation Summary				
Initial Contract Value	Total Prime P / T / D	Total IBE P / T / D	Total IBE %	Payments Score (Total IBE Payments)	Total Number of Workers	Total Hours Worked	Caucasian Hours	Total Minority Hours	Total Women Hours	Workforce Score (Total Hours Worked)	Caucasian %	Minority %	Women %	Ethnicity Score (Total Participation)
\$9,701,499.00	\$2,955,580.20	\$-	0.00%	N/A	20	783.00	738.50	44.50	0.00	D	94.32%	5.68%	0.00%	D

T-519A BRACY CONSTRUCTION, INC. / Southern Operations and Maintenance Facilities Improvements - Trenton Morrisville, Langhorne, and New Hope														
Payments Summary				Workforce Hours Summary 20.18%						Ethnicity Participation Summary				
Initial Contract Value	Total Prime P / T / D	Total IBE P / T / D	Total IBE %	Payments Score (Total IBE Payments)	Total Number of Workers	Total Hours Worked	Caucasian Hours	Total Minority Hours	Total Women Hours	Workforce Score (Total Hours Worked)	Caucasian %	Minority %	Women %	Ethnicity Score (Total Participation)
\$59,300,150.96	\$48,871,104.21	\$9,728,168.24	16.60%	C	618	118,642.53	95,233.28	23,409.25	529.84	B+	80.27%	19.73%	0.45%	A

T-754A PKF-MARK III, INC / New Hope - Lambertville Toll Bridge All Electronic Tolling (AET) Conversion & PA Abutment Backwall Replacement														
Payments Summary				Workforce Hours Summary 12.03%						Ethnicity Participation Summary				
Initial Contract Value	Total Prime P / T / D	Total IBE P / T / D	Total IBE %	Payments Score (Total IBE Payments)	Total Number of Workers	Total Hours Worked	Caucasian Hours	Total Minority Hours	Total Women Hours	Workforce Score (Total Hours Worked)	Caucasian %	Minority %	Women %	Ethnicity Score (Total Participation)
\$11,863,715.00	\$5,058,306.24	\$-	0.00%	N/A	114	15,005.95	14,105.25	900.70	905.00	C	94.00%	6.00%	6.03%	D

**Delaware River Joint Toll Bridge Commission**

Meeting of February 23, 2026

**Active Construction Projects - Summary's & Scores (IBE Payments, Workforce Hours & Ethnicity Participation)**

Date: From 07/01/2014 To 01/31/2026

IBE Payments Legend	
Score Rankings	IBE Commitment Participation
A+	45% & above
A	35% to 44.9%
B+	30% to 34.9%
B	25% to 29.9%
C+	20% to 24.9%
C	15% to 19.9%
D+	10% to 14.9%
D	5% to 9.9%
F	4.9% & below

Total of all Primes Contract Values \$211,602,816.01

Total Payments to all Primes \$101,202,063.73

Total Payments to all IBEs \$74,442,711.63

IBE Target 25.00%

IBE Actual 42.38%

Workforce Utilization Legend		
Score Rankings	Workforce Commitment Participation	Ethnicity & Gender Participation
A+	30% & above	25% & above
A	25% to 29.9%	15% to 24.9%
B+	20% to 24.9%	over 15%
B	15% to 19.9%	10% to 14.9%
C+	10% to 14.9%	over 10%
C	10% to 14.9%	7.5% to 9.9%
D+	5% to 9.9%	over 7.5%
D	5% to 9.9%	5% to 7.4%
F	4.9% & below	4.9% & below

**T-766A CRISDEL GROUP, INC. / I-78 NJ Roadway Rehabilitation and Power & Communication Infrastructure Improvements**

Payments Summary				Workforce Hours Summary 36.28%						Ethnicity Participation Summary				
Initial Contract Value	Total Prime P / T / D	Total IBE P / T / D	Total IBE %	Payments Score (Total IBE Payments)	Total Number of Workers	Total Hours Worked	Caucasian Hours	Total Minority Hours	Total Women Hours	Workforce Score (Total Hours Worked)	Caucasian %	Minority %	Women %	Ethnicity Score (Total Participation)
\$22,494,884.42	\$16,159,118.76	\$6,335,785.34	28.17%	B	203	29,869.50	19,139.00	10,730.50	107.00	A+	64.08%	35.92%	0.36%	A+

**TS-590A J.D. ECKMAN, INC. / Northampton St. TSB Rehabilitation**

Payments Summary				Workforce Hours Summary 22.68%						Ethnicity Participation Summary				
Initial Contract Value	Total Prime P / T / D	Total IBE P / T / D	Total IBE %	Payments Score (Total IBE Payments)	Total Number of Workers	Total Hours Worked	Caucasian Hours	Total Minority Hours	Total Women Hours	Workforce Score (Total Hours Worked)	Caucasian %	Minority %	Women %	Ethnicity Score (Total Participation)
\$15,487,427.50	\$10,879,493.81	\$3,917,310.23	26.47%	B	111	35,867.50	27,733.25	8,134.25	0.00	B+	77.32%	22.68%	0.00%	A

**TS-642A ANSELM I & DeCICCO (IBE) / Uhlertown - Frenchtown Toll-Supported Bridge Rehabilitation**

Payments Summary				Workforce Hours Summary 36.68%						Ethnicity Participation Summary				
Initial Contract Value	Total Prime P / T / D	Total IBE P / T / D	Total IBE %	Payments Score (Total IBE Payments)	Total Number of Workers	Total Hours Worked	Caucasian Hours	Total Minority Hours	Total Women Hours	Workforce Score (Total Hours Worked)	Caucasian %	Minority %	Women %	Ethnicity Score (Total Participation)
\$22,216,237.00	\$-	\$17,905,110.17	100.00%	A+	112	44,771.50	28,533.00	16,238.50	185.00	A+	63.73%	36.27%	0.41%	A+

**TS-694A/B/C/D/E ANSELM I & DeCICCO (IBE) / New Hope Lambertville TSB Rehabilitation**

Payments Summary				Workforce Hours Summary 42.12%						Ethnicity Participation Summary				
Initial Contract Value	Total Prime P / T / D	Total IBE P / T / D	Total IBE %	Payments Score (Total IBE Payments)	Total Number of Workers	Total Hours Worked	Caucasian Hours	Total Minority Hours	Total Women Hours	Workforce Score (Total Hours Worked)	Caucasian %	Minority %	Women %	Ethnicity Score (Total Participation)
\$27,054,107.64	\$-	\$24,934,080.40	100.00%	A+	152	58,937.25	34,122.25	24,815.00	8.00	A+	57.90%	42.10%	0.01%	A+

**TTS-734A MOUNT CONSTRUCTION CO., INC. (IBE) / JOC - Bridge, Highway & Civil Work - North Region**

Payments Summary				Workforce Hours Summary 26.07%						Ethnicity Participation Summary				
Initial Contract Value	Total Prime P / T / D	Total IBE P / T / D	Total IBE %	Payments Score (Total IBE Payments)	Total Number of Workers	Total Hours Worked	Caucasian Hours	Total Minority Hours	Total Women Hours	Workforce Score (Total Hours Worked)	Caucasian %	Minority %	Women %	Ethnicity Score (Total Participation)
\$7,000,000.00	\$-	\$6,962,308.81	100.00%	A+	148	22,646.75	18,609.25	4,037.50	1,866.50	A	82.17%	17.83%	8.24%	A

**TTS-735A MOUNT CONSTRUCTION CO., INC. (IBE) / JOC - Bridge, Highway & Civil Work - South Region**

Payments Summary				Workforce Hours Summary 20.75%						Ethnicity Participation Summary				
Initial Contract Value	Total Prime P / T / D	Total IBE P / T / D	Total IBE %	Payments Score (Total IBE Payments)	Total Number of Workers	Total Hours Worked	Caucasian Hours	Total Minority Hours	Total Women Hours	Workforce Score (Total Hours Worked)	Caucasian %	Minority %	Women %	Ethnicity Score (Total Participation)
\$2,500,000.00	\$-	\$2,040,952.71	100.00%	A+	97	8,008.50	6,369.50	1,639.00	23.00	B+	79.53%	20.47%	0.29%	A

**TTS-783A J. FLETCHER CREAMER & SON, INC. / On-Call Beam Guide Rail and Attenuator Replacement**

Payments Summary				Workforce Hours Summary 33.35%						Ethnicity Participation Summary				
Initial Contract Value	Total Prime P / T / D	Total IBE P / T / D	Total IBE %	Payments Score (Total IBE Payments)	Total Number of Workers	Total Hours Worked	Caucasian Hours	Total Minority Hours	Total Women Hours	Workforce Score (Total Hours Worked)	Caucasian %	Minority %	Women %	Ethnicity Score (Total Participation)
\$2,087,801.00	\$303,750.00	\$-	0.00%	N/A	52	1,090.00	726.50	363.50	0.00	A+	66.65%	33.35%	0.00%	A+

**Delaware River Joint Toll Bridge Commission**

Meeting of February 23, 2026

**Active Construction Projects - Summary's & Scores (IBE Payments, Workforce Hours & Ethnicity Participation)**

Date: From 07/01/2014 To 01/31/2026

IBE Payments Legend	
Score Rankings	IBE Commitment Participation
A+	45% & above
A	35% to 44.9%
B+	30% to 34.9%
B	25% to 29.9%
C+	20% to 24.9%
C	15% to 19.9%
D+	10% to 14.9%
D	5% to 9.9%
F	4.9% & below

Total of all Primes Contract Values \$211,602,816.01

Total Payments to all Primes \$101,202,063.73

Total Payments to all IBEs \$74,442,711.63

IBE Target 25.00%

IBE Actual 42.38%

Workforce Utilization Legend		
Score Rankings	Workforce Commitment Participation	Ethnicity & Gender Participation
A+	30% & above	25% & above
A	25% to 29.9%	15% to 24.9%
B+	20% to 24.9%	over 15%
B	15% to 19.9%	10% to 14.9%
C+	10% to 14.9%	over 10%
C	10% to 14.9%	7.5% to 9.9%
D+	5% to 9.9%	over 7.5%
D	5% to 9.9%	5% to 7.4%
F	4.9% & below	4.9% & below

**TTS-784A MOUNT CONSTRUCTION CO., INC. / JOC - Bridge, Highway, and Civil Work - North Region**

Payments Summary					Workforce Hours Summary 21.78%					Ethnicity Participation Summary				
Initial Contract Value	Total Prime P / T / D	Total IBE P / T / D	Total IBE %	Payments Score (Total IBE Payments)	Total Number of Workers	Total Hours Worked	Caucasian Hours	Total Minority Hours	Total Women Hours	Workforce Score (Total Hours Worked)	Caucasian %	Minority %	Women %	Ethnicity Score (Total Participation)
\$3,000,000.00	\$856,307.41	\$-	0.00%	N/A	25	2,887.50	2,258.50	629.00	0.00	B+	78.22%	21.78%	0.00%	A

**TTS-785A MOUNT CONSTRUCTION CO., INC. / JOC - Bridge, Highway, and Civil Work - South Region**

Payments Summary					Workforce Hours Summary 28.86%					Ethnicity Participation Summary				
Initial Contract Value	Total Prime P / T / D	Total IBE P / T / D	Total IBE %	Payments Score (Total IBE Payments)	Total Number of Workers	Total Hours Worked	Caucasian Hours	Total Minority Hours	Total Women Hours	Workforce Score (Total Hours Worked)	Caucasian %	Minority %	Women %	Ethnicity Score (Total Participation)
\$4,000,000.00	\$799,628.12	\$-	0.00%	N/A	25	1,840.00	1,309.00	531.00	0.00	A	71.14%	28.86%	0.00%	A+

**TTS-786A MOUNT CONSTRUCTION CO., INC. / JOC - Building and Facility Work - North Region**

Payments Summary					Workforce Hours Summary 0.00%					Ethnicity Participation Summary				
Initial Contract Value	Total Prime P / T / D	Total IBE P / T / D	Total IBE %	Payments Score (Total IBE Payments)	Total Number of Workers	Total Hours Worked	Caucasian Hours	Total Minority Hours	Total Women Hours	Workforce Score (Total Hours Worked)	Caucasian %	Minority %	Women %	Ethnicity Score (Total Participation)
\$3,000,000.00	\$140,294.57	\$-	0.00%	N/A	5	257.00	257.00	0.00	0.00	F	100.00%	0.00%	0.00%	F

**TTS-787A A.P. CONSTRUCTION, INC. / JOC - Building and Facility Work - South Region**

Payments Summary					Workforce Hours Summary 0.00%					Ethnicity Participation Summary				
Initial Contract Value	Total Prime P / T / D	Total IBE P / T / D	Total IBE %	Payments Score (Total IBE Payments)	Total Number of Workers	Total Hours Worked	Caucasian Hours	Total Minority Hours	Total Women Hours	Workforce Score (Total Hours Worked)	Caucasian %	Minority %	Women %	Ethnicity Score (Total Participation)
\$3,000,000.00	\$2,545,522.37	\$-	0.00%	N/A	21	2,958.50	2,958.50	0.00	0.00	F	100.00%	0.00%	0.00%	F

Delaware River Joint Toll Bridge Commission

Meeting of February 23, 2026

Active Professional Services Projects Payments Detail Report

Date: From 07/01/2014 To 01/31/2026

IBE Payments Legend	
Score Rankings	IBE Commitment Participation
A+	45% & above
A	35% to 44.9%
B+	30% to 34.9%
B	25% to 29.9%
C+	20% to 24.9%
C	15% to 19.9%
D+	10% to 14.9%
D	5% to 9.9%
F	4.9% & below

Summary	Initial Contract Value	Prime P / T / D	IBE P / T / D	IBE Actual	Score
Professional and Construction Projects Totals	\$305,366,904.52	\$152,502,065.73	\$94,970,972.92	38.38%	A
Professional Services Projects Totals	\$93,764,088.51	\$51,300,002.00	\$20,528,261.29	28.58%	B

Prime Consultants	IBE Firm	Project Title	Initial Contract Value	Prime P / T / D	IBE P / T / D	IBE Actual	Score
GFT Infrastructure, Inc		C-519A GANNETT FLEMING ARCHITECTS, INC. / Southern Operations & Maintenance Facilities Improvements - Consulting Engineer Agreement	\$5,112,368.62	\$3,609,758.23	\$1,158,885.33	24.30%	C+
Greenman-Pedersen, Inc.		C-590A GREENMAN-PEDERSEN, INC. / Northampton St. TSB Rehabilitation - Preliminary, Final and Post Design - Consulting Engineer Agreement	\$1,504,783.15	\$906,645.35	\$540,453.22	37.35%	A
WSP USA, Inc. - PHILADELPHIA, PA		C-642A WSP USA, INC. / Uhlertown Frenchtown TSB Rehabilitation - Preliminary, Final and Post Design - Consulting Engineer Agreement	\$1,953,930.92	\$1,330,286.80	\$577,431.74	30.27%	B+
Michael Baker International, Inc.		C-660A MICHAEL BAKER, JR., INC. / SFB Replacement Project Final Design Services - Consulting Engineer Agreement	\$33,626,658.74	\$26,783,020.09	\$6,808,784.95	20.27%	C+
Atkins North America, Inc.		C-691A ATKINS REALIS USA, INC. / Trenton-Morrisville Toll Bridge All Electronic Tolling & PA Avenue Interchange Design	\$3,357,885.85	\$105,516.09	\$-	0.00%	N/A
Greenman-Pedersen, Inc.		C-694A GREENMAN-PEDERSEN, INC. / New Hope Lambertville TSB Rehabilitation - Preliminary, Final and Post Design - Consulting Engineer Agreement	\$2,280,484.05	\$1,358,837.68	\$678,393.35	33.30%	B+
French & Parrello Associates		C-696B FRENCH & PARRELLO ASSOCIATES, P.A. / TOA - Facilities - NJ - Consulting Engineer Agreement	\$500,000.00	\$98,391.08	\$40,744.52	29.28%	B
HDR Engineering, Inc. - Pittsburgh, PA		C-697A HDR ENGINEERING, INC. / Preliminary Engineering and Environmental Documentation for the Washington Crossing Bridge Replacement - Consulting Engineer Agreement	\$8,061,761.62	\$1,951,382.85	\$643,222.51	24.79%	C+
Greenman-Pedersen, Inc.		C-704A GREENMAN-PEDERSEN, INC. / TOA - New Hope-Lambertville Toll Bridge Salt Storage Building - CM/CI Services	\$610,849.20	\$607,268.69	\$2,876.58	0.47%	F
Johnson, Mirmiran and Thompson, Inc.		C-716A JOHNSON, MIRIRAN & THOMPSON / TOA - Facilities - Consulting Engineer Agreement	\$500,000.00	\$273,048.65	\$48,594.97	15.11%	C
The Gordian Group, Inc.		C-727A THE GORDIAN GROUP, INC. / JOC - Program Manager Consultant - Consulting Engineer Agreement	\$2,950,000.00	\$1,090,305.91	\$729,008.62	40.07%	A
Rummel, Klepper and Kahl, LLP		C-728A RUMMEL, KLEPPER & KAHL / TOA - Electric Toll Collection / Tolling - PA - Consulting Engineer Agreement	\$500,000.00	\$385,325.84	\$114,472.44	22.90%	C+
French & Parrello Associates (IBE Prime)	VBE	C-729A FRENCH & PARRELLO ASSOCIATES, P.A. (IBE) / TOA - Facilities - NJ - Consulting Engineer Agreement	\$500,000.00	\$-	\$99,472.30	100.00%	A+
WSP/PARSONS BRINCKERHOFF, INC		C-750A WSP USA, INC. / TOA - Structural / Civil - Consulting Engineer Agreement	\$1,000,000.00	\$631,081.04	\$125,019.51	16.53%	C
Traffic Planning and Design, Inc.		C-751A TRAFFIC PLANNING AND DESIGN, INC. / TOA - Construction Inspection - Consulting Engineer Agreement	\$500,000.00	\$343,562.59	\$30,950.72	8.26%	D
Rummel, Klepper and Kahl, LLP		C-754A RUMMEL, KLEPPER & KAHL, LLP / New Hope Lambertville TB All Electronic Tolling (AET) Conversion Design - Consulting Engineer Agreement	\$1,540,341.14	\$1,057,987.98	\$428,199.60	28.81%	B
Pickering, Corts & Summerson, Inc. (IBE Prime)	SBE	C-757A-1 PICKERING, CORTS & SUMMERSON (IBE) / Professional Engineering Services for 2023-2024 Annual Inspections - Consulting Engineer Agreement	\$748,898.24	\$-	\$650,654.06	100.00%	A+
Pickering, Corts & Summerson, Inc. (IBE Prime)	SBE	C-757A-2 PICKERING, CORTS & SUMMERSON (IBE) / Professional Engineering Services for 2021-2026 Annual Inspections - Consulting Engineer Agreement	\$828,244.21	\$-	\$323,783.74	100.00%	A+
Naik Consulting Group, P.C. (IBE Prime)	DBE	C-759A NAIK CONSULTING GROUP, PC (IBE) / TOA - Structural / Civil - Consulting Engineer Agreement	\$1,000,000.00	\$-	\$755,490.09	100.00%	A+
Remington & Vernick		C-760A REMINGTON & VERNICK ENGINEERS, INC. / TOA - Construction Management Services - Consulting Engineer Agreement	\$500,000.00	\$256,245.95	\$60,290.60	19.05%	C
Pennoni Associates Inc		C-761A PENNONI ASSOCIATES, INC. / Traffic Engineering Consultant 2021-2022 Annual Reports - Consulting Engineer Agreement	\$303,088.00	\$176,465.60	\$-	0.00%	N/A
Arora and Associates, P.C. (IBE Prime)	MBE	C-766A ARORA & ASSOCIATES, PC (IBE) / I-78 NJ Roadway Rehabilitation and Power & Communication Infrastructure - Final and Post Design - Consulting Engineer Agreement	\$2,900,943.54	\$-	\$2,704,787.69	100.00%	A+
Traffic Planning and Design, Inc.		C-769A TRAFFIC PLANNING & DESIGN, INC. / TOA - Structural / Civil - Consulting Engineer Agreement	\$1,000,000.00	\$630,355.09	\$207,471.60	24.76%	C+

\*Met or Exceeded the Target

\*Did Not Meet the Target

\*P/T/D = Paid To Date

9

**Delaware River Joint Toll Bridge Commission**

Meeting of February 23, 2026

**Active Professional Services Projects Payments Detail Report**

Date: From 07/01/2014 To 01/31/2026

IBE Payments Legend	
Score Rankings	IBE Commitment Participation
<b>A+</b>	<b>45% &amp; above</b>
<b>A</b>	<b>35% to 44.9%</b>
<b>B+</b>	<b>30% to 34.9%</b>
<b>B</b>	<b>25% to 29.9%</b>
<b>C+</b>	<b>20% to 24.9%</b>
<b>C</b>	<b>15% to 19.9%</b>
<b>D+</b>	<b>10% to 14.9%</b>
<b>D</b>	<b>5% to 9.9%</b>
<b>F</b>	<b>4.9% &amp; below</b>

Prime Consultants	IBE Firm	Project Title	Initial Contract Value	Prime P / T / D	IBE P / T / D	IBE Actual	Score
Rummel, Klepper and Kahl, LLP		C-770A RUMMEL, KLEPPER & KAHL, LLP / TOA - Electronic Toll Collection / Tolling - Consulting Engineer Agreement	\$1,250,000.00	\$515,394.22	\$133,635.68	20.59%	C+
French & Parrello Associates		C-771A FRENCH & PARRELLO ASSOCIATES, P.A. / TOA - Facilities - Consulting Engineer Agreement	\$1,185,000.00	\$757,406.57	\$195,922.39	20.55%	C+
KS Engineers, P.C. (IBE Prime)	MBE	C-772A KS ENGINEERS, PC (IBE) / TOA - Construction Inspection - Consulting Engineer Agreement	\$500,000.00	\$-	\$389,645.24	100.00%	A+
IH Engineers, P.C. (IBE Prime)	SBE	C-782A IH ENGINEERS, PC (IBE) / Underwater Substructure Improvement Design - All Regions - Professional Engineering Services Agreement	\$1,886,074.12	\$-	\$843,414.15	100.00%	A+
Traffic Planning and Design, Inc.		C-788A TRAFFIC PLANNING & DESIGN, INC. / TOA - Structural / Civil - Consulting Engineer Agreement	\$1,000,000.00	\$478,452.65	\$53,109.88	9.99%	D
Pennoni Associates Inc		C-789A PENNONI ASSOCIATES, INC. / TOA - Consulting Engineer Agreement	\$500,000.00	\$135,770.05	\$26,821.92	16.50%	C
Traffic Planning and Design, Inc.		C-802A TRAFFIC PLANNING AND DESIGN, INC. / TOA - PROFESSIONAL ENGINEERING SERVICES - STRUCTURAL / CIVIL	\$1,000,000.00	\$-	\$-	0.00%	N/A
French & Parrello Associates		C-803A FRENCH & PARRELLO ASSOCIATES, PA / TOA - Consulting Engineer Agreement	\$1,000,000.00	\$141,961.03	\$99,389.17	41.18%	A
STV, INC		C-804A STV, INC. / TOA - Professional Engineering Services - Construction Inspection Services	\$500,000.00	\$55,262.34	\$-	0.00%	N/A
Joseph Jingoli & Son, Inc.		CM-519A JOSEPH JINGOLI & SON, INC. / Southern Operations & Maintenance Facilities Improvements - Consulting Engineer Agreement	\$3,611,070.08	\$2,630,781.57	\$909,743.89	25.70%	B
Johnson, Mirmiran and Thompson, Inc.		CM-590A JOHNSON, MIRMIRAN AND THOMPSON, INC. / Northampton St. TSB Rehabilitation - CM / CI Services - Consulting Engineer Agreement	\$1,554,968.16	\$954,373.01	\$325,198.53	25.41%	B
Urban Engineers, Inc.		CM-642A URBAN ENGINEERS, INC. / UHLERSTOWN - FRENCHTOWN TSB REHABILITATION / CONSTRUCTION MANAGEMENT & INSPECTION SERVICES	\$1,587,138.62	\$510,789.31	\$97,460.71	16.02%	C
Urban Engineers, Inc.		CM-694A URBAN ENGINEERS, INC. / New Hope Lambertville TSB Rehabilitation - CM / CI Services - Consulting Engineer Agreement	\$1,664,394.93	\$988,245.05	\$468,612.30	32.17%	B+
STV Inc. - Trenton, NJ		CM-754A STV, INC. / New Hope - Lambertville Toll Bridge - All Electronic Tolling Conversion & PA Abutment Backwall Replacement - CM & CI Services	\$2,476,202.84	\$579,612.20	\$4,160.00	0.71%	F
Greenman-Pedersen, Inc.		CM-766A GREENMAN-PEDERSEN, INC. / I-78 NJ Roadway Rehabilitation and Power & Communication Infrastructure Improvements - CM / CI Services - Consulting Engineer Agreement	\$2,269,002.48	\$1,956,468.49	\$252,159.29	11.42%	D+

\*Met or Exceeded the Target

\*Did Not Meet the Target

\*P/T/D = Paid To Date

**Delaware River Joint Toll Bridge Commission**

Meeting of February 23, 2026

**Completed Construction Projects - Summary's & Scores (IBE Payments, Workforce Hours & Ethnicity Participation)**

Date: From 07/01/2014 To 01/31/2026

IBE Payments Legend	
Score Rankings	IBE Commitment Participation
A+	45% & above
A	35% to 44.9%
B+	30% to 34.9%
B	25% to 29.9%
C+	20% to 24.9%
C	15% to 19.9%
D+	10% to 14.9%
D	5% to 9.9%
F	4.9% & below

**Total of all Primes Contract Values \$533,888,198.70**

**Total Payments to all Primes \$428,424,274.83**

**Total Payments to all IBEs \$105,463,923.87**

**IBE Target 25.00%**

**IBE Actual 19.75%**

Workforce Utilization Legend		
Score Rankings	Workforce Commitment Participation	Ethnicity & Gender Participation
A+	30% & above	25% & above
A	25% to 29.9%	15% to 24.9%
B+	20% to 24.9%	over 15%
B	15% to 19.9%	10% to 14.9%
C+	10% to 14.9%	over 10%
C	10% to 14.9%	7.5% to 9.9%
D+	5% to 9.9%	over 7.5%
D	5% to 9.9%	5% to 7.4%
F	4.9% & below	4.9% & below

**COMPLETED CONSTRUCTION PROJECTS**

Payments Summary					Workforce Hours Summary 19.68%						Ethnicity Participation Summary			
Total Contracts Value	Total Prime P / T / D	Total IBE P / T / D	Total IBE %	Payments Score (Total IBE Payments)	Total Number of Workers	Total Hours Worked	Caucasian Hours	Total Minority Hours	Total Women Hours	Workforce Score (Total Hours Worked)	Caucasian %	Minority %	Women %	Ethnicity Score (Total Participation)
\$533,888,198.70	\$428,424,274.83	\$105,463,923.87	19.75%	C	4,444	1,738,348.70	1,442,435.56	295,913.14	46,110.00	B	82.98%	17.02%	2.65%	A

**T-508A BRACY - I-78 Maintenance Garage Expansion at I-78 PA Welcome Center / Maintenance Facility**

Payments Summary					Workforce Hours Summary 7.39%						Ethnicity Participation Summary			
Total Contracts Value	Total Prime P / T / D	Total IBE P / T / D	Total IBE %	Payments Score (Total IBE Payments)	Total Number of Workers	Total Hours Worked	Caucasian Hours	Total Minority Hours	Total Women Hours	Workforce Score (Total Hours Worked)	Caucasian %	Minority %	Women %	Ethnicity Score (Total Participation)
\$9,845,176.91	\$8,255,795.37	\$1,589,381.54	16.14%	C	244	31,516.58	30,048.08	1,468.50	861.25	D	95.34%	4.66%	2.73%	F

**T-514A WEST SIDE - DIII Toll Bridges Facilities Emergency Standby Generators Improvements**

Payments Summary					Workforce Hours Summary 0.00%						Ethnicity Participation Summary			
Total Contracts Value	Total Prime P / T / D	Total IBE P / T / D	Total IBE %	Payments Score (Total IBE Payments)	Total Number of Workers	Total Hours Worked	Caucasian Hours	Total Minority Hours	Total Women Hours	Workforce Score (Total Hours Worked)	Caucasian %	Minority %	Women %	Ethnicity Score (Total Participation)
\$644,686.00	\$447,346.01	\$197,339.99	30.61%	B+	0	0.00	0.00	0.00	0.00	N/A	0.00%	0.00%	0.00%	N/A

**T-566A INTERCOUNTY PAVING - PORTLAND COLUMBIA TOLL BRIDGE APPROACH ROADWAY IMPROVEMENTS**

Payments Summary					Workforce Hours Summary 0.00%						Ethnicity Participation Summary			
Total Contracts Value	Total Prime P / T / D	Total IBE P / T / D	Total IBE %	Payments Score (Total IBE Payments)	Total Number of Workers	Total Hours Worked	Caucasian Hours	Total Minority Hours	Total Women Hours	Workforce Score (Total Hours Worked)	Caucasian %	Minority %	Women %	Ethnicity Score (Total Participation)
\$6,193,334.28	\$4,315,427.42	\$1,877,906.86	30.32%	B+	0	0.00	0.00	0.00	0.00	N/A	0.00%	0.00%	0.00%	N/A

**T-611A MAGNUM (IBE) NH-L Toll Bridge Salt Storage Facility**

Payments Summary					Workforce Hours Summary 2.16%						Ethnicity Participation Summary			
Total Contracts Value	Total Prime P / T / D	Total IBE P / T / D	Total IBE %	Payments Score (Total IBE Payments)	Total Number of Workers	Total Hours Worked	Caucasian Hours	Total Minority Hours	Total Women Hours	Workforce Score (Total Hours Worked)	Caucasian %	Minority %	Women %	Ethnicity Score (Total Participation)
\$1,348,934.71	\$-	\$1,348,934.71	100.00%	A+	65	5,925.50	5,805.50	120.00	8.00	F	97.97%	2.03%	0.14%	F

**T-641A MERC0 - Easton / Phillipsburg Ramp C Stabilization**

Payments Summary					Workforce Hours Summary 0.00%						Ethnicity Participation Summary			
Total Contracts Value	Total Prime P / T / D	Total IBE P / T / D	Total IBE %	Payments Score (Total IBE Payments)	Total Number of Workers	Total Hours Worked	Caucasian Hours	Total Minority Hours	Total Women Hours	Workforce Score (Total Hours Worked)	Caucasian %	Minority %	Women %	Ethnicity Score (Total Participation)
\$998,300.00	\$-	\$998,300.00	100.00%	A+	0	0.00	0.00	0.00	0.00	N/A	0.00%	0.00%	0.00%	N/A

**T-644A J.D. ECKMAN - Easton Phillipsburg TB Facility Administration Bldg.**

Payments Summary					Workforce Hours Summary 28.50%						Ethnicity Participation Summary			
Total Contracts Value	Total Prime P / T / D	Total IBE P / T / D	Total IBE %	Payments Score (Total IBE Payments)	Total Number of Workers	Total Hours Worked	Caucasian Hours	Total Minority Hours	Total Women Hours	Workforce Score (Total Hours Worked)	Caucasian %	Minority %	Women %	Ethnicity Score (Total Participation)
\$11,038,703.72	\$7,971,977.75	\$3,066,725.97	27.78%	B	320	47,800.75	35,278.00	12,522.75	1,098.75	A	73.80%	26.20%	2.30%	A+

**Delaware River Joint Toll Bridge Commission**

Meeting of February 23, 2026

**Completed Construction Projects - Summary's & Scores (IBE Payments, Workforce Hours & Ethnicity Participation)**

Date: From 07/01/2014 To 01/31/2026

IBE Payments Legend	
Score Rankings	IBE Commitment Participation
A+	45% & above
A	35% to 44.9%
B+	30% to 34.9%
B	25% to 29.9%
C+	20% to 24.9%
C	15% to 19.9%
D+	10% to 14.9%
D	5% to 9.9%
F	4.9% & below

**Total of all Primes Contract Values \$533,888,198.70**

**Total Payments to all Primes \$428,424,274.83**

**Total Payments to all IBEs \$105,463,923.87**

**IBE Target 25.00%**

**IBE Actual 19.75%**

Workforce Utilization Legend		
Score Rankings	Workforce Commitment Participation	Ethnicity & Gender Participation
A+	30% & above	25% & above
A	25% to 29.9%	15% to 24.9%
B+	20% to 24.9%	over 15%
B	15% to 19.9%	10% to 14.9%
C+	10% to 14.9%	over 10%
C	10% to 14.9%	7.5% to 9.9%
D+	5% to 9.9%	over 7.5%
D	5% to 9.9%	5% to 7.4%
F	4.9% & below	4.9% & below

T-645A MJF Building & Facilities Energy Conservation														
Payments Summary					Workforce Hours Summary 23.54%					Ethnicity Participation Summary				
Total Contracts Value	Total Prime P / T / D	Total IBE P / T / D	Total IBE %	Payments Score (Total IBE Payments)	Total Number of Workers	Total Hours Worked	Caucasian Hours	Total Minority Hours	Total Women Hours	Workforce Score (Total Hours Worked)	Caucasian %	Minority %	Women %	Ethnicity Score (Total Participation)
\$5,376,806.87	\$-	\$5,376,806.87	100.00%	A+	46	9,735.28	7,509.23	2,226.05	65.75	B+	77.13%	22.87%	0.68%	A

T-645B SCHNEIDER ELECTRIC Building & Facilities Energy Conservation Measures - Mechanical/Controls														
Payments Summary					Workforce Hours Summary 0.00%					Ethnicity Participation Summary				
Total Contracts Value	Total Prime P / T / D	Total IBE P / T / D	Total IBE %	Payments Score (Total IBE Payments)	Total Number of Workers	Total Hours Worked	Caucasian Hours	Total Minority Hours	Total Women Hours	Workforce Score (Total Hours Worked)	Caucasian %	Minority %	Women %	Ethnicity Score (Total Participation)
\$1,247,159.50	\$1,117,634.00	\$129,525.50	10.39%	D+	7	1,625.50	1,625.50	0.00	0.00	F	100.00%	0.00%	0.00%	F

T-661A TRC - SFB Replacement Project Subsurface Boring & Sampling														
Payments Summary					Workforce Hours Summary 0.00%					Ethnicity Participation Summary				
Total Contracts Value	Total Prime P / T / D	Total IBE P / T / D	Total IBE %	Payments Score (Total IBE Payments)	Total Number of Workers	Total Hours Worked	Caucasian Hours	Total Minority Hours	Total Women Hours	Workforce Score (Total Hours Worked)	Caucasian %	Minority %	Women %	Ethnicity Score (Total Participation)
\$1,438,941.98	\$1,204,475.68	\$234,466.30	16.29%	C	0	0.00	0.00	0.00	0.00	N/A	0.00%	0.00%	0.00%	N/A

T-666A PKF - SFB Replacement Project Construction for PA Noise Walls														
Payments Summary					Workforce Hours Summary 14.94%					Ethnicity Participation Summary				
Total Contracts Value	Total Prime P / T / D	Total IBE P / T / D	Total IBE %	Payments Score (Total IBE Payments)	Total Number of Workers	Total Hours Worked	Caucasian Hours	Total Minority Hours	Total Women Hours	Workforce Score (Total Hours Worked)	Caucasian %	Minority %	Women %	Ethnicity Score (Total Participation)
\$11,219,737.01	\$7,880,950.78	\$3,338,786.23	29.76%	B	42	5,738.00	5,122.00	616.00	241.50	C	89.26%	10.74%	4.21%	B

T-667A AP CONSTRUCTION - SFB Replacement Project Tree Clearing														
Payments Summary					Workforce Hours Summary 0.00%					Ethnicity Participation Summary				
Total Contracts Value	Total Prime P / T / D	Total IBE P / T / D	Total IBE %	Payments Score (Total IBE Payments)	Total Number of Workers	Total Hours Worked	Caucasian Hours	Total Minority Hours	Total Women Hours	Workforce Score (Total Hours Worked)	Caucasian %	Minority %	Women %	Ethnicity Score (Total Participation)
\$1,721,688.26	\$1,266,863.25	\$454,825.01	26.42%	B	0	0.00	0.00	0.00	0.00	N/A	0.00%	0.00%	0.00%	N/A

T-668A TRUMBULL 2 New Jersey - SFB Replacement Project														
Payments Summary					Workforce Hours Summary 21.57%					Ethnicity Participation Summary				
Total Contracts Value	Total Prime P / T / D	Total IBE P / T / D	Total IBE %	Payments Score (Total IBE Payments)	Total Number of Workers	Total Hours Worked	Caucasian Hours	Total Minority Hours	Total Women Hours	Workforce Score (Total Hours Worked)	Caucasian %	Minority %	Women %	Ethnicity Score (Total Participation)
\$-	\$-	\$-	0.00%	N/A	1,729	666,190.74	539,434.44	126,756.30	16,967.50	B+	80.97%	19.03%	2.55%	A

T-668A TRUMBULL 1 Pennsylvania SFB Bridge Replacement Project														
Payments Summary					Workforce Hours Summary 18.76%					Ethnicity Participation Summary				
Total Contracts Value	Total Prime P / T / D	Total IBE P / T / D	Total IBE %	Payments Score (Total IBE Payments)	Total Number of Workers	Total Hours Worked	Caucasian Hours	Total Minority Hours	Total Women Hours	Workforce Score (Total Hours Worked)	Caucasian %	Minority %	Women %	Ethnicity Score (Total Participation)
\$437,608,416.90	\$361,963,552.65	\$75,644,864.25	17.29%	C	1,953	841,284.08	709,643.76	131,640.32	26,191.25	B	84.35%	15.65%	3.11%	A

**Delaware River Joint Toll Bridge Commission**

Meeting of February 23, 2026

**Completed Construction Projects - Summary's & Scores (IBE Payments, Workforce Hours & Ethnicity Participation)**

Date: From 07/01/2014 To 01/31/2026

IBE Payments Legend	
Score Rankings	IBE Commitment Participation
A+	45% & above
A	35% to 44.9%
B+	30% to 34.9%
B	25% to 29.9%
C+	20% to 24.9%
C	15% to 19.9%
D+	10% to 14.9%
D	5% to 9.9%
F	4.9% & below

Total of all Primes Contract Values \$533,888,198.70

Total Payments to all Primes \$428,424,274.83

Total Payments to all IBEs \$105,463,923.87

IBE Target 25.00%

IBE Actual 19.75%

Workforce Utilization Legend		
Score Rankings	Workforce Commitment Participation	Ethnicity & Gender Participation
A+	30% & above	25% & above
A	25% to 29.9%	15% to 24.9%
B+	20% to 24.9%	over 15%
B	15% to 19.9%	10% to 14.9%
C+	10% to 14.9%	over 10%
C	10% to 14.9%	7.5% to 9.9%
D+	5% to 9.9%	over 7.5%
D	5% to 9.9%	5% to 7.4%
F	4.9% & below	4.9% & below

T-705A SPARWICK - I-78 Toll Plaza Bumper Block Replacement														
Payments Summary				Workforce Hours Summary 0.00%						Ethnicity Participation Summary				
Total Contracts Value	Total Prime P / T / D	Total IBE P / T / D	Total IBE %	Payments Score (Total IBE Payments)	Total Number of Workers	Total Hours Worked	Caucasian Hours	Total Minority Hours	Total Women Hours	Workforce Score (Total Hours Worked)	Caucasian %	Minority %	Women %	Ethnicity Score (Total Participation)
\$160,006.00	\$-	\$160,006.00	100.00%	A+	0	0.00	0.00	0.00	0.00	N/A	0.00%	0.00%	0.00%	N/A

T-707A Bracy Commission Administration Building at SFB & Adaptive Reuse of the 1799 Building														
Payments Summary				Workforce Hours Summary 12.32%						Ethnicity Participation Summary				
Total Contracts Value	Total Prime P / T / D	Total IBE P / T / D	Total IBE %	Payments Score (Total IBE Payments)	Total Number of Workers	Total Hours Worked	Caucasian Hours	Total Minority Hours	Total Women Hours	Workforce Score (Total Hours Worked)	Caucasian %	Minority %	Women %	Ethnicity Score (Total Participation)
\$21,468,985.71	\$17,086,817.88	\$4,382,167.83	20.41%	C+	435	80,061.86	70,408.20	9,653.66	209.00	C	87.94%	12.06%	0.26%	B

T-708A Allied Painting New Hope-Lambertville Toll Bridge Floor System Rehabilitation -Facility Administration Building														
Payments Summary				Workforce Hours Summary 64.86%						Ethnicity Participation Summary				
Total Contracts Value	Total Prime P / T / D	Total IBE P / T / D	Total IBE %	Payments Score (Total IBE Payments)	Total Number of Workers	Total Hours Worked	Caucasian Hours	Total Minority Hours	Total Women Hours	Workforce Score (Total Hours Worked)	Caucasian %	Minority %	Women %	Ethnicity Score (Total Participation)
\$1,546,100.00	\$1,375,155.72	\$170,944.28	11.06%	D+	26	5,244.00	1,842.50	3,401.50	0.00	A+	35.14%	64.86%	0.00%	A+

T-711AR BRACY - Easton Phillipsburg Toll Bridge Salt Storage Building														
Payments Summary				Workforce Hours Summary 15.61%						Ethnicity Participation Summary				
Total Contracts Value	Total Prime P / T / D	Total IBE P / T / D	Total IBE %	Payments Score (Total IBE Payments)	Total Number of Workers	Total Hours Worked	Caucasian Hours	Total Minority Hours	Total Women Hours	Workforce Score (Total Hours Worked)	Caucasian %	Minority %	Women %	Ethnicity Score (Total Participation)
\$1,666,931.06	\$1,648,203.12	\$18,727.94	1.12%	F	77	5,669.75	4,784.50	885.25	0.00	B	84.39%	15.61%	0.00%	A

T-717A BRACY Milford-Montague Toll Bridge Salt Storage Building														
Payments Summary				Workforce Hours Summary 7.70%						Ethnicity Participation Summary				
Total Contracts Value	Total Prime P / T / D	Total IBE P / T / D	Total IBE %	Payments Score (Total IBE Payments)	Total Number of Workers	Total Hours Worked	Caucasian Hours	Total Minority Hours	Total Women Hours	Workforce Score (Total Hours Worked)	Caucasian %	Minority %	Women %	Ethnicity Score (Total Participation)
\$1,232,810.45	\$1,162,221.49	\$70,588.96	5.73%	D	43	3,227.00	2,978.50	248.50	0.00	D	92.30%	7.70%	0.00%	C

T-719A ROAD-CON Delaware Water Gap Toll Bridge Facility Westbound Toll Plaza Roadway and NJ Approach Repairs.														
Payments Summary				Workforce Hours Summary 23.68%						Ethnicity Participation Summary				
Total Contracts Value	Total Prime P / T / D	Total IBE P / T / D	Total IBE %	Payments Score (Total IBE Payments)	Total Number of Workers	Total Hours Worked	Caucasian Hours	Total Minority Hours	Total Women Hours	Workforce Score (Total Hours Worked)	Caucasian %	Minority %	Women %	Ethnicity Score (Total Participation)
\$3,554,825.27	\$2,944,773.45	\$610,051.82	17.16%	C	123	9,822.57	7,915.77	1,906.80	419.50	B+	80.59%	19.41%	4.27%	A

T-730A BRACY Southern Operations & Maintenance Facilities Improvements Trenton Morrisville Salt Operations														
Payments Summary				Workforce Hours Summary 6.85%						Ethnicity Participation Summary				
Total Contracts Value	Total Prime P / T / D	Total IBE P / T / D	Total IBE %	Payments Score (Total IBE Payments)	Total Number of Workers	Total Hours Worked	Caucasian Hours	Total Minority Hours	Total Women Hours	Workforce Score (Total Hours Worked)	Caucasian %	Minority %	Women %	Ethnicity Score (Total Participation)
\$3,234,621.97	\$2,784,596.08	\$450,025.89	13.91%	D+	57	5,831.08	5,471.58	359.50	40.00	D	93.83%	6.17%	0.69%	D

**Delaware River Joint Toll Bridge Commission**

Meeting of February 23, 2026

**Completed Construction Projects - Summary's & Scores (IBE Payments, Workforce Hours & Ethnicity Participation)**

Date: From 07/01/2014 To 01/31/2026

IBE Payments Legend	
Score Rankings	IBE Commitment Participation
A+	45% & above
A	35% to 44.9%
B+	30% to 34.9%
B	25% to 29.9%
C+	20% to 24.9%
C	15% to 19.9%
D+	10% to 14.9%
D	5% to 9.9%
F	4.9% & below

Total of all Primes Contract Values \$533,888,198.70

Total Payments to all Primes \$428,424,274.83

Total Payments to all IBEs \$105,463,923.87

IBE Target 25.00%

IBE Actual 19.75%

Workforce Utilization Legend		
Score Rankings	Workforce Commitment Participation	Ethnicity & Gender Participation
A+	30% & above	25% & above
A	25% to 29.9%	15% to 24.9%
B+	20% to 24.9%	over 15%
B	15% to 19.9%	10% to 14.9%
C+	10% to 14.9%	over 10%
C	10% to 14.9%	7.5% to 9.9%
D+	5% to 9.9%	over 7.5%
D	5% to 9.9%	5% to 7.4%
F	4.9% & below	4.9% & below

**T-746A ROAD-CON, INC. / Trenton Morrisville TB Roadway repaving and Deck Sealing Improvements**

Payments Summary					Workforce Hours Summary 25.00%					Ethnicity Participation Summary				
Total Contracts Value	Total Prime P / T / D	Total IBE P / T / D	Total IBE %	Payments Score (Total IBE Payments)	Total Number of Workers	Total Hours Worked	Caucasian Hours	Total Minority Hours	Total Women Hours	Workforce Score (Total Hours Worked)	Caucasian %	Minority %	Women %	Ethnicity Score (Total Participation)
\$-	\$-	\$-	0.00%	N/A	5	64.00	48.00	16.00	0.00	A	75.00%	25.00%	0.00%	A+

**T-746B ROAD-CON, INC. / Trenton Morrisville TB Roadway Repaving and Deck Sealing Improvements**

Payments Summary					Workforce Hours Summary 23.18%					Ethnicity Participation Summary				
Total Contracts Value	Total Prime P / T / D	Total IBE P / T / D	Total IBE %	Payments Score (Total IBE Payments)	Total Number of Workers	Total Hours Worked	Caucasian Hours	Total Minority Hours	Total Women Hours	Workforce Score (Total Hours Worked)	Caucasian %	Minority %	Women %	Ethnicity Score (Total Participation)
\$5,603,676.34	\$4,949,916.35	\$653,759.99	11.67%	D+	107	11,213.25	8,617.50	2,595.75	3.00	B+	76.85%	23.15%	0.03%	A

**TS-639B MOUNT CONSTRUCTION - Lower Trenton TSB Approach Roadways Improvements**

Payments Summary					Workforce Hours Summary 0.00%					Ethnicity Participation Summary				
Total Contracts Value	Total Prime P / T / D	Total IBE P / T / D	Total IBE %	Payments Score (Total IBE Payments)	Total Number of Workers	Total Hours Worked	Caucasian Hours	Total Minority Hours	Total Women Hours	Workforce Score (Total Hours Worked)	Caucasian %	Minority %	Women %	Ethnicity Score (Total Participation)
\$2,090,794.00	\$-	\$2,090,794.00	100.00%	A+	0	0.00	0.00	0.00	0.00	N/A	0.00%	0.00%	0.00%	N/A

**TS-650A ROAD-CON - RIVERTON BELVIDERE TSB**

Payments Summary					Workforce Hours Summary 0.00%					Ethnicity Participation Summary				
Total Contracts Value	Total Prime P / T / D	Total IBE P / T / D	Total IBE %	Payments Score (Total IBE Payments)	Total Number of Workers	Total Hours Worked	Caucasian Hours	Total Minority Hours	Total Women Hours	Workforce Score (Total Hours Worked)	Caucasian %	Minority %	Women %	Ethnicity Score (Total Participation)
\$652,738.50	\$624,391.02	\$28,347.48	4.34%	F	0	0.00	0.00	0.00	0.00	N/A	0.00%	0.00%	0.00%	N/A

**TS-677A SPARWICK - SF TSB Interim Deck Repairs on I-95**

Payments Summary					Workforce Hours Summary 13.62%					Ethnicity Participation Summary				
Total Contracts Value	Total Prime P / T / D	Total IBE P / T / D	Total IBE %	Payments Score (Total IBE Payments)	Total Number of Workers	Total Hours Worked	Caucasian Hours	Total Minority Hours	Total Women Hours	Workforce Score (Total Hours Worked)	Caucasian %	Minority %	Women %	Ethnicity Score (Total Participation)
\$999,656.00	\$-	\$999,656.00	100.00%	A+	8	580.00	501.00	79.00	0.00	C	86.38%	13.62%	0.00%	B

**TS-687A CARR & DUFF - Lower Trenton Toll Supported Bridge Replacement of Sign Lighting Elements**

Payments Summary					Workforce Hours Summary 1.50%					Ethnicity Participation Summary				
Total Contracts Value	Total Prime P / T / D	Total IBE P / T / D	Total IBE %	Payments Score (Total IBE Payments)	Total Number of Workers	Total Hours Worked	Caucasian Hours	Total Minority Hours	Total Women Hours	Workforce Score (Total Hours Worked)	Caucasian %	Minority %	Women %	Ethnicity Score (Total Participation)
\$647,000.00	\$483,367.42	\$163,632.58	25.29%	B	14	2,734.00	2,693.00	41.00	0.00	F	98.50%	1.50%	0.00%	F

**TS-699A CARR & DUFF LOWER TRENTON TSB APPROACH TRAFFIC SIGNAL EQUIPMENT UPGRADES**

Payments Summary					Workforce Hours Summary 28.52%					Ethnicity Participation Summary				
Total Contracts Value	Total Prime P / T / D	Total IBE P / T / D	Total IBE %	Payments Score (Total IBE Payments)	Total Number of Workers	Total Hours Worked	Caucasian Hours	Total Minority Hours	Total Women Hours	Workforce Score (Total Hours Worked)	Caucasian %	Minority %	Women %	Ethnicity Score (Total Participation)
\$161,150.32	\$99,981.32	\$61,169.00	37.96%	A	11	433.00	309.50	123.50	0.00	A	71.48%	28.52%	0.00%	A+

**Delaware River Joint Toll Bridge Commission**

Meeting of February 23, 2026

**Completed Construction Projects - Summary's & Scores (IBE Payments, Workforce Hours & Ethnicity Participation)**

Date: From 07/01/2014 To 01/31/2026

IBE Payments Legend	
Score Rankings	IBE Commitment Participation
A+	45% & above
A	35% to 44.9%
B+	30% to 34.9%
B	25% to 29.9%
C+	20% to 24.9%
C	15% to 19.9%
D+	10% to 14.9%
D	5% to 9.9%
F	4.9% & below

Total of all Primes Contract Values \$533,888,198.70

Total Payments to all Primes \$428,424,274.83

Total Payments to all IBEs \$105,463,923.87

IBE Target 25.00%

IBE Actual 19.75%

Workforce Utilization Legend		
Score Rankings	Workforce Commitment Participation	Ethnicity & Gender Participation
A+	30% & above	25% & above
A	25% to 29.9%	15% to 24.9%
B+	20% to 24.9%	over 15%
B	15% to 19.9%	10% to 14.9%
C+	10% to 14.9%	over 10%
C	10% to 14.9%	7.5% to 9.9%
D+	5% to 9.9%	over 7.5%
D	5% to 9.9%	5% to 7.4%
F	4.9% & below	4.9% & below

**TTS-723A J FLETCHER CREAMER On Call Beam Guide Rail & Attenuator Replacement**

Payments Summary				Workforce Hours Summary 38.70%						Ethnicity Participation Summary				
Total Contracts Value	Total Prime P / T / D	Total IBE P / T / D	Total IBE %	Payments Score (Total IBE Payments)	Total Number of Workers	Total Hours Worked	Caucasian Hours	Total Minority Hours	Total Women Hours	Workforce Score (Total Hours Worked)	Caucasian %	Minority %	Women %	Ethnicity Score (Total Participation)
\$954,657.60	\$840,828.07	\$113,829.53	11.92%	D+	55	2,315.50	1,419.50	896.00	0.00	A+	61.30%	38.70%	0.00%	A+

**TTS-736A RCC BUILDERS & DEVELOPERS (IBE) / JOC for Building and Facility Work North Region**

Payments Summary				Workforce Hours Summary 48.50%						Ethnicity Participation Summary				
Total Contracts Value	Total Prime P / T / D	Total IBE P / T / D	Total IBE %	Payments Score (Total IBE Payments)	Total Number of Workers	Total Hours Worked	Caucasian Hours	Total Minority Hours	Total Women Hours	Workforce Score (Total Hours Worked)	Caucasian %	Minority %	Women %	Ethnicity Score (Total Participation)
\$68,665.26	\$-	\$68,665.26	100.00%	A+	2	334.00	172.00	162.00	0.00	A+	51.50%	48.50%	0.00%	A+

**TTS-737A RCC BUILDERS & DEVELOPERS (IBE) - Job Order Contracting for Building & Facility Work SOUTH REGION**

Payments Summary				Workforce Hours Summary 19.88%						Ethnicity Participation Summary				
Total Contracts Value	Total Prime P / T / D	Total IBE P / T / D	Total IBE %	Payments Score (Total IBE Payments)	Total Number of Workers	Total Hours Worked	Caucasian Hours	Total Minority Hours	Total Women Hours	Workforce Score (Total Hours Worked)	Caucasian %	Minority %	Women %	Ethnicity Score (Total Participation)
\$1,163,694.08	\$-	\$1,163,694.08	100.00%	A+	35	1,002.26	807.50	194.76	4.50	B	80.57%	19.43%	0.45%	A

**Delaware River Joint Toll Bridge Commission**

Meeting of February 23, 2026

**Completed Professional Services Projects Payments Detail Report**

Date: From 07/01/2014 To 01/31/2026

IBE Payments Legend	
Score Rankings	IBE Commitment Participation
<b>A+</b>	<b>45% &amp; above</b>
<b>A</b>	<b>35% to 44.9%</b>
<b>B+</b>	<b>30% to 34.9%</b>
<b>B</b>	<b>25% to 29.9%</b>
<b>C+</b>	<b>20% to 24.9%</b>
<b>C</b>	<b>15% to 19.9%</b>
<b>D+</b>	<b>10% to 14.9%</b>
<b>D</b>	<b>5% to 9.9%</b>
<b>F</b>	<b>4.9% &amp; below</b>

Summary	Contract Value	Prime P / T / D	IBE P / T / D	IBE Actual	Score
Professional and Construction Projects Totals	\$590,368,526.06	\$467,364,347.32	\$123,004,178.74	20.84%	C+
Professional Services Projects Totals	\$56,480,327.36	\$38,940,072.49	\$17,540,254.87	31.06%	B+

Prime Consultants	IBE Firm	Project Title	Contract Value	Prime P / T / D	IBE P / T / D	IBE Actual	Score
Burns Engineering, Inc.		C-508A BURNS - I-78 Maintenance Garage Expansion	\$717,042.74	\$411,246.80	\$305,795.94	42.65%	A
GFT Infrastructure, Inc		C-644A GANNETT - I-78 Bridges & Approach Slab Rehabilitation	\$600,565.63	\$557,640.16	\$42,925.47	7.15%	D
Ammann & Whitney		C-650A AMMANN - Riverton / Belvidere TSB Critical Member Strengthening - Design	\$451,072.33	\$414,724.53	\$36,347.80	8.06%	D
Joseph Jingoli & Son, Inc.		C-657A JINGOLI - TOA / Building Construction Management Services - PA Assignment Level 3 Toll Bridge Facilities Energy Contract	\$297,447.96	\$284,067.96	\$13,380.00	4.50%	F
McCormick Taylor, Inc.		C-662A McCORMICK - SFB Replacement Public Involvement Services	\$1,579,419.61	\$1,196,433.77	\$382,985.84	24.25%	C+
Pennoni Associates Inc		C-663A PENNONI - SFB Replacement Project Traffic Engineering Services Pre-construction Traffic Study	\$237,424.67	\$118,877.43	\$118,547.24	49.93%	A+
Cherry, Weber & Associates, P.C.		C-684A-1/2 Van Cleef Engineering Associates, LLC - formally - CHERRY WEBER ENG.-General Engineering Services 2015-2018 Annual Inspections for contract C-684A-1	\$1,222,340.65	\$929,982.50	\$292,358.15	23.92%	C+
Johnson, Mirmiran and Thompson, Inc.		C-696A JMT - TOA / Engineering Services - PA Assignment	\$436,347.22	\$343,504.80	\$92,842.42	21.28%	C+
Rummel, Klepper and Kahl, LLP		C-701A RK&K - TOA / Engineering Services for Electronic Toll Collection Systems	\$461,812.98	\$370,348.83	\$91,464.15	19.81%	C
IH Engineers, P.C. (IBE Prime)	MBE	C-702B IH ENGS (IBE)- STRUCTURAL / CIVIL TASK ORDER AGREEMENT - NJ ASSIGNMENT	\$863,109.07	\$-	\$863,109.07	100.00%	A+
Urban Engineers, Inc.		C-703A URBAN - TOA / Construction Management Services for PA Assignment	\$445,990.62	\$356,313.87	\$89,676.75	20.11%	C+
USA Architects (IBE Prime)	SBE	C-707A USA - Commission Administration Building at Scudder Falls	\$1,376,354.11	\$9,298.69	\$1,367,055.42	99.32%	A+
Pennoni Associates Inc		C-715A PENNONI ASSOCIATES INC -Structural/Civil Task Order Agreement - PA Assignment	\$826,516.45	\$628,207.80	\$198,308.65	23.99%	C+
Arora and Associates, P.C. (IBE Prime)	MBE	C-732A ARORA AND ASSOCIATES, PC. (IBE) / TOA - Structural / Civil - NJ - Consulting Engineer Agreement	\$788,087.07	\$-	\$788,087.07	100.00%	A+
KS Engineers, P.C. (IBE Prime)	MBE	C-733A KS ENGINEERS, P.C. - CONSTRUCTION MANAGEMENT SERVICES TASK ORDER AGREEMENT FOR PROFESSIONAL ENGINEERING SERVICES	\$459,522.55	\$-	\$459,522.55	100.00%	A+
Pickering, Corts & Summerson, Inc. (IBE Prime)	SBE	C-757A PICKERING, CORTS & SUMMERSON -- SBE - PROFESSIONAL ENGINEERING SERVICES FOR THE GENENRAL ENGINEERING SERVICES 2021-2021 ANNUAL INSPECTION	\$531,101.62	\$-	\$531,101.62	100.00%	A+
Jacobs Engineering Group Inc.		CI-566A JACOBS - Portland / Columbia Toll Bridge Approach Roadways Improvements	\$476,991.53	\$332,518.42	\$144,473.11	30.29%	B+
Jacobs Engineering Group Inc.		CI-665A JACOBS - SFB Replacement Project Engineering Services for PA Noise Walls Construction	\$626,933.76	\$582,167.71	\$44,766.05	7.14%	D
TRC Engineers		CI-671A TRC - SFB Replacement Project Engineering Services for PA Approach Improvements	\$4,191,312.55	\$2,789,756.02	\$1,401,556.53	33.44%	B+
WSP/PARSONS BRINCKERHOFF, INC		CI-672A PARSONS (WSP) - SFB Replacement Project Engineering Services for Main River Bridge Replacement	\$5,398,968.46	\$4,000,670.37	\$1,398,298.09	25.90%	B
GFT Infrastructure, Inc		CI-673A GANNETT - SFB Replacement Project Engineering Services for NJ Approach Construction	\$6,084,459.84	\$4,151,515.64	\$1,932,944.20	31.77%	B+
STV Inc. - Trenton, NJ		CM-508A STV - I-78 Maintenance Garage Expansion Engineering Services for Construction Management	\$582,335.21	\$537,483.42	\$44,851.79	7.70%	D
Greenman-Pedersen, Inc.		CM-644A GPI - I-78 Bridges and Approach Slabs Rehabilitation Construction Management / Inspection Services	\$1,429,603.53	\$1,162,668.81	\$266,934.72	18.67%	C

\*Met or Exceeded the Target

\*Did Not Meet the Target

\*P/T/D = Paid To Date

**Delaware River Joint Toll Bridge Commission**

Meeting of February 23, 2026

**Completed Professional Services Projects Payments Detail Report**

Date: From 07/01/2014 To 01/31/2026

IBE Payments Legend	
Score Rankings	IBE Commitment Participation
<b>A+</b>	<b>45% &amp; above</b>
<b>A</b>	<b>35% to 44.9%</b>
<b>B+</b>	<b>30% to 34.9%</b>
<b>B</b>	<b>25% to 29.9%</b>
<b>C+</b>	<b>20% to 24.9%</b>
<b>C</b>	<b>15% to 19.9%</b>
<b>D+</b>	<b>10% to 14.9%</b>
<b>D</b>	<b>5% to 9.9%</b>
<b>F</b>	<b>4.9% &amp; below</b>

Prime Consultants	IBE Firm	Project Title	Contract Value	Prime P / T / D	IBE P / T / D	IBE Actual	Score
Greenman-Pedersen, Inc.		CM-664A GPI - SFB Replacement Project PA Noise Walls Construction Management Services	\$849,622.00	\$712,137.11	\$137,484.89	16.18%	C
Hill International, Inc. - Philadelphia, PA		CM-669A HILL - SFB Replacement Project Construction Management Services	\$25,015,064.91	\$18,555,377.52	\$6,459,687.39	25.82%	B
Joseph Jingoli & Son, Inc.		CM-707A JINGOLI - Commission Administration Building at Scudder Falls - Construction Management Services	\$530,880.29	\$495,130.33	\$35,749.96	6.73%	D

\*Met or Exceeded the Target

\*Did Not Meet the Target

\*P/T/D = Paid To Date

**Delaware River Joint Toll Bridge Commission**  
**Meeting of February 23, 2026**

**MINORITY, WOMEN AND SMALL BUSINESS ENTERPRISE PROGRAM**

The Delaware River Joint Toll Bridge Commission implemented a one-year Minority Business Enterprise (MBE) pilot program, with a 7% participation goal, and the Women Business Enterprise (WBE) pilot program with a 3% goal. These goals applied to consultants and contractors' participating in the Commission's Capital Program and were effective on September 1, 2008.

At its December 2008 Commission Meeting, the Commission revised the pilot program to specify a 25% Small Business Enterprise (SBE) goal to New Jersey assigned consultant contracts in lieu of the previously specified 7% MBE and 3% WBE goals.

At its December 2010 Commission Meeting, due to the success of the Commission's MWSBE Pilot Program, the Delaware River Joint Toll Bridge Commission adopted a resolution for permanent status of the Minority Business Enterprise (MBE) program, with a 7% participation goal, and the Women Business Enterprise (WBE) program with a 3% goal, and the Small Business Enterprise (SBE) program with a 25% goal. These goals apply to consultants and contractors' participating in the Commission's Capital Program.

The Contract Compliance Department continues to monitor, update and analyze the payments for the MWSBE diversity program.

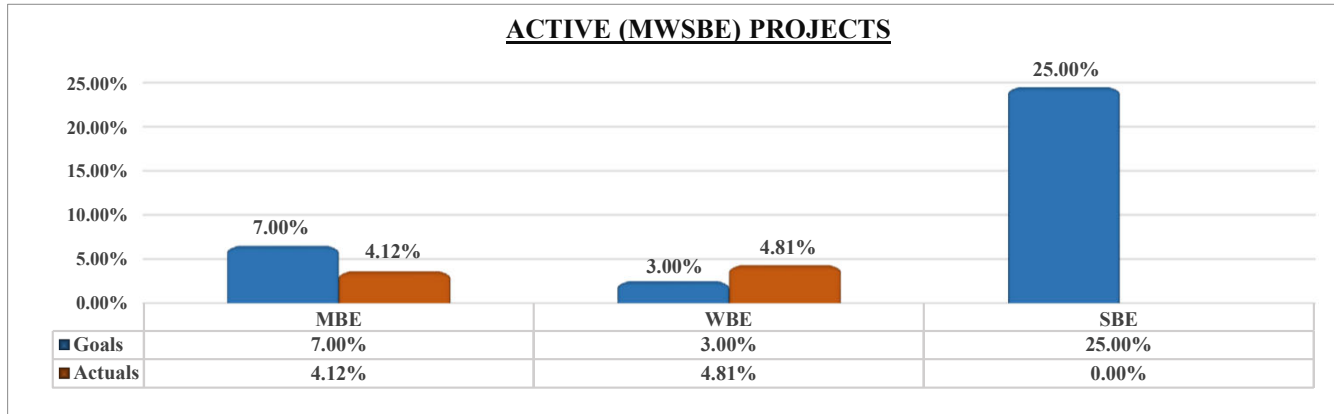
- |   |                   |
|---|-------------------|
| a) PA Assigned Professional Services Contracts:       | 7% MBE and 3% WBE |
| b) No State Assigned Professional Services Contracts: | 7% MBE and 3% WBE |
| c) Capital Plan Construction Contracts:               | 7% MBE and 3% WBE |
| d) NJ Assigned Professional Services Contracts:       | 25% SBE           |

Numerous diversified businesses have benefited and continue to benefit from the Commission's previous M/W/SBE Program. The number of Contracts awarded during the MWSBE Program are as follows:

- |                                   |     |
|-----------------------------------|-----|
| ➤ Active Projects:                | 1   |
| ➤ Completed Projects:             | 76  |
| ➤ Total Capital Program Projects: | 77  |
| ➤ Total Number of Contractors:    | 180 |

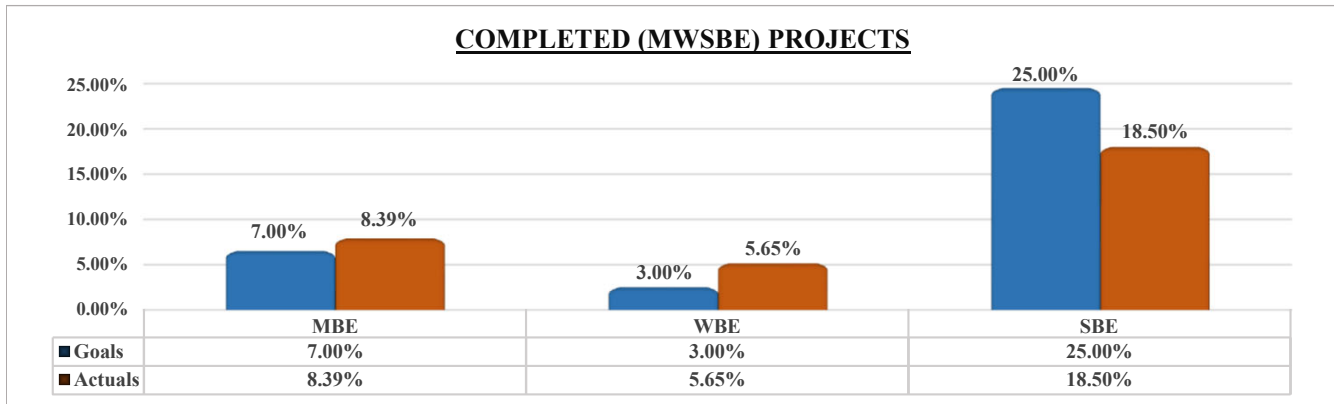
As of July 1, 2014 projects fall into the status now commonly referred to as **IBE (Identified Business Enterprise)** with a projected target to be or to exceed 25% of the total project award amount.

## ACTIVE and COMPLETED (MWSBE) PROJECTS PAYMENTS



M/WBE Actual Summary Totals \$2,836,555.02	MBE		WBE		SBE Actual Summary Totals \$0.00	SBE	
	ACTUAL	PAYMENTS	ACTUAL	PAYMENTS		ACTUAL	PAYMENTS
	4.12%	\$1,319,428.97	4.81%	\$1,542,076.15		0.00%	\$0.00

PROJECT NO.	CONTRACTOR / CONSULTANT	PROJECT VALUE	TOTAL PAYMENTS TO DATE	MBE GOAL 7%	MBE PAYMENTS	WBE GOAL 3%	WBE PAYMENTS	SBE GOAL 25%	SBE PAYMENTS
C-502A	AECOM Transp.	\$ 34,099,000.00	\$ 32,039,412.00	4.12%	\$ 1,319,428.97	4.81%	\$ 1,542,076.15		\$ -



M/WBE Actual Summary Totals \$141,820,320.30	MBE		WBE		SBE Actual Summary Totals \$18,938,470.71	SBE	
	ACTUAL	PAYMENTS	ACTUAL	PAYMENTS		ACTUAL	PAYMENTS
	8.39%	\$11,903,166.05	5.65%	\$8,008,051.95		18.50%	\$3,502,973.00

The details relative to the Completed Projects data above are available in the following page.

**Delaware River Joint Toll Bridge Commission  
Meeting of February 23, 2026**

**Minority, Women and Small Business Enterprise Payment Reporting for  
Completed Contracts**

\*Categories highlighted below indicates the Prime has either met or exceeded the target.

PROJECT NO.	CONTRACTOR / CONSULTANT	CONTRACT VALUE	MBE GOAL 7.0 %	MBE PAYMENTS	WBE GOAL 3.0 %	WBE PAYMENTS	SBE GOAL 25.0 %	SBE PAYMENTS
DB-427B	A.P. Construction	\$ 4,356,866.00	10.00%	\$ 435,686.60	7.30%	\$ 318,051.22		
T/TS-573A	A.P. Construction	\$ 7,823,588.00	7.69%	\$ 601,633.92	4.92%	\$ 384,920.53		
T-440BR	A.P. Construction	\$ 4,608,295.33	11.70%	\$ 539,170.55	7.33%	\$ 337,788.05		
TTS-476A-2	A.P. Construction	\$ 3,511,153.06	7.20%	\$ 252,803.02	5.50%	\$ 193,113.42		
T-472A	Allied Painting	\$ 15,595,983.76	9.70%	\$ 1,512,810.42	15.00%	\$ 2,339,397.56		
C-443A	Ammann & Whitney	\$ 770,909.81	10.00%	\$ 77,090.98	14.00%	\$ 107,927.37		
C-445A	Ammann & Whitney	\$ 920,304.08	7.20%	\$ 66,261.89	3.20%	\$ 29,449.73		
C-732A	Arora and Associates, PC	\$ 788,087.07	100.00%	\$ 788,087.07				
C-629B	Michael Baker	\$ 500,000.00					2.79%	\$ 13,937.96
T-474A	Bracy Contracting	\$ 2,660,000.00	6.05%	\$ 160,930.00	2.87%	\$ 76,342.00		
C-474A	Brinjac	\$ 287,603.87	8.00%	\$ 23,008.31	9.00%	\$ 25,884.35		
C-627A	Buchart Horn	\$ 132,374.35						
C-598A	Burns Group	\$ 408,272.00					8.00%	\$ 32,661.76
C-454A	Carroll Engineers	\$ 500,000.00	18.10%	\$ 90,500.00	5.90%	\$ 29,500.00		
C-543A	Cherry Weber	\$ 612,233.00					28.30%	\$ 173,261.94
C-639A	Cherry Weber	\$ 401,455.40	18.10%	\$ 72,663.43	5.90%	\$ 23,685.87		
T-498A	Cornell & Co.	\$ 1,999,015.22	9.30%	\$ 185,908.42	6.30%	\$ 125,937.96		
T-554A	Dayspring Electric	\$ 232,117.66						
C-628A	Dewberry	\$ 474,625.86	9.69%	\$ 46,014.78	13.27%	\$ 62,999.77	9.12%	\$ 43,294.17
C-454B	French & Parello	\$ 500,000.00					17.00%	\$ 85,000.00
C-627B	French & Parello	\$ 276,851.59					5.70%	\$ 28,487.21
C-453A	Gannett Fleming	\$ 1,000,000.00	5.33%	\$ 53,300.00	0.87%	\$ 8,700.00		\$ -
C-598B	Gannett Fleming	\$ 367,353.90					8.95%	\$ 32,878.17
C-566A	Greenman Pedersen	\$ 350,675.02	9.54%	\$ 33,464.64	0.83%	\$ 2,924.37		\$ -
C-599B	Greenman Pedersen	\$ 1,000,000.00					4.00%	\$ 40,000.00
CM-437A	Greenman Pedersen	\$ 2,559,020.59					19.50%	\$ 499,009.02
CM-440B	Greenman Pedersen	\$ 753,336.71					17.64%	\$ 132,888.60
T-441A	H & G Contractors	\$ 1,586,698.00	6.60%	\$ 104,722.07	1.57%	\$ 24,911.16		
C-530A	Hill International	\$ 400,000.00	2.50%	\$ 10,000.00				
CM-427B	Hill International	\$ 629,749.00					13.60%	\$ 85,645.86
CM-447B	Hill International	\$ 973,401.52	4.10%	\$ 39,909.46	2.10%	\$ 20,441.43		
CM-442A	Hill International	\$ 319,826.73					25.14%	\$ 80,404.44
CM-573A	Hill International	\$ 1,038,384.48	6.20%	\$ 64,379.84	5.80%	\$ 60,226.30		
C-629A	Hill International	\$ 147,560.34					13.66%	\$ 40,993.70
T-506A	HRI	\$ 13,727,411.69	7.17%	\$ 984,255.42	2.91%	\$ 399,467.68		
TS-505A	IEW	\$ 661,352.00	55.00%	\$ 363,743.60	8.93%	\$ 59,058.73		
DB-563A	J. Fletcher Creamer	\$ 1,283,717.00	15.00%	\$ 192,557.55	4.00%	\$ 51,348.68		
TTS-634AR	J. Fletcher Creamer	\$ 896,808.00	8.35%	\$ 74,885.53	0.42%	\$ 3,755.75		
T-437A	J.D. Eckman	\$ 24,412,321.90	7.48%	\$ 1,826,041.68	3.04%	\$ 742,134.59		
C-549AR	Jacobs Engineering	\$ 445,549.98	8.02%	\$ 35,745.16	3.11%	\$ 13,866.11		
TS-442A	James A. Anderson	\$ 2,149,268.62	6.30%	\$ 135,403.92	1.30%	\$ 27,940.49		
TS-443A	James A. Anderson	\$ 2,461,975.00			6.10%	\$ 150,180.48		
T-543A	James D. Morrissey	\$ 6,683,640.40	4.80%	\$ 320,814.74	8.64%	\$ 577,466.53		
CM-444A	JMT	\$ 905,196.00	9.50%	\$ 85,993.62	2.80%	\$ 25,345.49		
CM-506A	JMT	\$ 1,459,000.00	7.65%	\$ 111,613.50	2.40%	\$ 35,016.00		
CM-543A	JMT	\$ 752,729.58					30.60%	\$ 230,335.25
C-506A	K.S. Engineers	\$ 1,156,622.33	63.38%	\$ 733,067.23	13.44%	\$ 155,450.04		
TTS-476A-1	Kyle Conti	\$ 4,128,641.00	0.09%	\$ 3,715.78	9.00%	\$ 371,577.69		
C-628B	Louis Berger Group	\$ 781,897.95					9.21%	\$ 92,111.29
DB-562A	M.L. Ruberton	\$ 344,492.68	8.30%	\$ 28,592.89	3.80%	\$ 13,090.72		
T-475A	Miniscalco	\$ 68,229.51	2.25%	\$ 1,535.16	1.20%	\$ 818.75		
TS-445A	Neshaminy Contractors	\$ 6,285,926.10	16.90%	\$ 1,062,321.51	2.70%	\$ 169,720.00		
TS-447B	Neshaminy Contractors	\$ 8,955,586.24	8.60%	\$ 770,180.42	2.58%	\$ 231,054.12		
C-437B	Parsons Brinkerhoff	\$ 2,254,674.00					22.54%	\$ 508,203.52
C-437A	Pennoni Associates	\$ 764,181.39					24.00%	\$ 183,403.53
C-455B	Remington & Vernick	\$ 400,000.00					2.49%	\$ 9,960.00
TS-444A	Road-Con	\$ 7,814,850.68	4.87%	\$ 380,583.23	0.31%	\$ 24,226.04		
T-639A	Road-Con	\$ 3,324,313.00			13.90%	\$ 462,079.51		
T-746B	Road-Con	\$ 5,603,676.34	1.40%	\$ 116,459.43	1.50%	\$ 84,149.60	3.14%	\$ 175,970.46
C-621A	Rummel, Klepper & Kahl	\$ 487,881.64	9.01%	\$ 43,941.24	3.16%	\$ 15,427.54		
T-624A	Sparwick	\$ 874,601.00	7.60%	\$ 66,469.68	0.75%	\$ 6,559.51		
C-440B	Stantec	\$ 728,011.79	4.75%	\$ 34,580.56	2.80%	\$ 20,384.33		
C-440A	Stantec	\$ 405,011.03	4.80%	\$ 19,440.53	6.60%	\$ 26,730.73		
C-600A	STV	\$ 800,000.00					12.60%	\$ 100,800.00
CM-472A	STV	\$ 1,728,385.40					23.80%	\$ 411,355.73
CM-474A	STV	\$ 291,172.17						
C-538A	STV	\$ 500,000.00	1.25%	\$ 6,250.00	31.20%	\$ 156,000.00		
CM-443A	STV	\$ 204,152.63	16.75%	\$ 34,195.57	11.00%	\$ 22,456.79		
CM-445A	STV	\$ 682,064.44					26.00%	\$ 177,336.75
CM-498A	STV	\$ 571,665.66	12.00%	\$ 68,599.88	2.40%	\$ 13,719.98		
C-453B	T & M Associates	\$ 1,000,000.00					18.90%	\$ 189,000.00
C-07-11	Transsystems	\$ 747,493.55					21.05%	\$ 157,347.39
C-447B	Transsystems	\$ 666,016.64	8.00%	\$ 53,281.33	2.00%	\$ 13,320.33		
CM-476A	Trumbull	\$ 699,250.00	13.60%	\$ 95,098.00	6.10%	\$ 42,654.25		
C-505A	Urban Engineers	\$ 154,598.70					36.50%	\$ 56,428.53
C-539A	URS Corporation	\$ 265,070.69						

**DELAWARE RIVER JOINT TOLL BRIDGE COMMISSION**

**Meeting of February 23, 2026**

**OPERATIONS INDEX  
FOR  
INFORMATION TECHNOLOGY**

<b>SUBJECT</b>	<b>DESCRIPTION</b>	<b>PAGE NUMBER</b>
Information Technology	Status Report Month of January 2026	1-2

# DELAWARE RIVER JOINT TOLL BRIDGE COMMISSION





Meeting of February 2026

---

## Information Technology Department Report Month of January 2026


The following activities under the general heading of Information Technology were recently initiated, accomplished, or performed:

### Helpdesk/Deployments:


-  Processed 27 work orders for the month.
-  Includes all software support, IT daily tasks, printer and desktop support, Intranet, news and job postings, telephone support, and form design/updates.
-  Includes configuration and deployment of desktops, laptops, and cell phones.
-  Includes MUNIS, ADP, Maximo, ESS CAD/RMS, and other Enterprise Software updates and maintenance, and EZ-Pass support.

### Projects:

#### CAD/RMS Implementation:

-  All desktops have been deployed and we are resolving the final punch list of issues.


#### PSBS Mobile Data Terminal Deployment:

-  We are currently configuring and deploying Mobile Data Terminals to the various Commission patrol vehicles.


#### Security, Upgrades, and Migration Initiative:

-  We continue to roll out Windows 11 and will continue through 2026.


#### Network Upgrades:

-  We continue network upgrades. We are now working on wide-area network routers and Internet firewalls.

#### Telephone System Upgrades:

-  We are in the process of upgrading our telephone desktop sets over the next several months.

#### Maximo Upgrade:


-  We have started planning a new project to start an upgrade to the next version of Maximo; our Asset Management system.

# DELAWARE RIVER JOINT TOLL BRIDGE COMMISSION

## Meeting of February 2026

---

### Meetings Attended:

-  **Every Monday: IAG Tech Committee Call:** General IAG Tech Committee discussion and status. Nothing to report.

**DELAWARE RIVER JOINT TOLL BRIDGE COMMISSION**  
**Meeting of February 23, 2026**

**OPERATIONS INDEX**

**FOR**

**TRAINING AND EMPLOYEE SAFETY**

SUBJECT	DESCRIPTION	PAGE NUMBER
Training & Employee Safety	Status Report Month of January 2026	1 of 5

# DELAWARE RIVER JOINT TOLL BRIDGE COMMISSION

## TRAINING AND EMPLOYEE SAFETY DEPARTMENT MONTH OF JANUARY 2026

The activities delineated below represent meetings, communications, tasks, and/or accomplishments of the Training and Employee Safety Department for the Month of January 2026.

- 01/02: Monthly Training Bytes: PPE Hard Hats-Respirators & Cleaning Infection Control and Prevention (Compliance Due 1-31-26)
- 01/06: Monthly Administration Staff Meeting via Teams
- 01/07: Special Maintenance Project/Tree Removal Route 22 > 7 EP Staff
- 01/08: Snow Equipment Familiarization training > 1 EP staff transfer from PSBS  
Monthly Executive Staff Meeting via Teams  
Munis Training @ SF > Phil Abate & Lauren Werner
- 01/09: Administration Safety Manual Review @ EP  
EP Harness Fittings > 14 Staff
- 01/12-01/16: PSBS In-Service > 5 Staff
- 01/12: Langhorne & New Hope Harness Fittings > 21 Staff
- 01/13: Active Threat Training @ Milford > 8 Staff
- 01/14: I-78 Harness Fittings > 13 Staff  
Attend PSBS Monthly Meeting with Director Hauck
- 01/15: Sent Standard Operating Procedures: Toll Bridge Operations Book & Toll Supported Operations Book to staff (Compliance Due February 28)
- 01/16: Munis Training Teams > Phil Abate & Lauren Werner  
Portland-Columbia, Delaware Water Gap & Milford Harness Fittings > 25 Staff
- 01/21: Riegelsville TSB Shelter Generator Training > 13 Staff  
Site Safety Inspections > Central Region

DELAWARE RIVER JOINT TOLL BRIDGE COMMISSION

TRAINING AND EMPLOYEE SAFETY DEPARTMENT  
MONTH OF JANUARY 2026

- 01/22: WPSC Meeting @ New Hope / Re-Organization Meeting > 26 Staff
- 01/23: Hardhat Demonstration to Executive Staff @ Scudder Falls > second demonstration February 2<sup>nd</sup>
- 01/27: Bomb Unit Training: 2 sessions scheduled > Canceled due to weather related/2-hour delay

**Munis**

Met with Phil Abate for Departmental Training

Dates: 1/8 @ Scudder Falls & 1/16 Teams

Overview of Procedures/Workflow Chart

**CPR/AED/First Aid:**

Scheduled 4 sessions in February

Dates: February 11 @ NHL & 78- February 18 @ NHL & February 26 @ DWG

Obtained Quotes from Paul Hutchins

Obtained Quotes from Hunterdon Medical Center

Submitted into Munis

**PSBS In-Service:**

TES to schedule 2 PSBS In-Service sessions in 2026

First Session: April 20-24

**PSBS Onboarding:** Completed 5 1-day sessions in January

Dates: January 12-16

Total Trained January: 5

Note: Snow Equipment Familiarization training for transfer on January 8 @ EP

DELAWARE RIVER JOINT TOLL BRIDGE COMMISSION

TRAINING AND EMPLOYEE SAFETY DEPARTMENT  
MONTH OF JANUARY 2026

**Active Threat:**

Completed 1 Session January 13 @ Milford

Total Trained January: 8

TES will continue scheduling for 2026 > Tentative PC>NHL>SF>SRMC>TM

**Administration Safety Manual Review:**

January 9 @ EP

Meeting with Bill Hauck-Jim Palitto-Austin McCleery

Sent Changes to Executive Staff for Review

**Rutgers/Work Zone Safety:**

Dates Confirmed: February 26-June 23 & November 11

Total Estimated for Training 2026: 45

TES obtained quotes for 2026

Submitted into Munis

**Traffic Control Coordinator Refresher**

Dates Confirmed: February 12, June 4 & November 11

Total Estimated for Training 2026: 16

TES obtained quotes for 2026

Submitted into Munis

Designation Course: April 14-16

DELAWARE RIVER JOINT TOLL BRIDGE COMMISSION

TRAINING AND EMPLOYEE SAFETY DEPARTMENT  
MONTH OF JANUARY 2026

**Workplace Safety Committee:** January 22 @ New Hope

Reorganization & Certification Meeting for New Members

Total Staff: 26

**Grainger:** Safety Shoe Program started on January 9<sup>th</sup>

Working with HR on new hires and employee transfers for budget accuracy

Safety Shoe Mobile: March 5 @ I-78 from 6:00 AM to 3:00PM

Need 50 > Current 14

Total Staff Purchases 2026: 72 Returns: 8

**ADP Update:** Standard Operating Guidelines (SOG) & Training Bytes

78 SOG sent to PSBS & staff for completion on Jan 15 > Compliance due February 28

Toll Bridge and Toll Supported Bridge Operations Book

3 Training Bytes sent to PSBS & Maintenance Jan 2 > Compliance due January 31

PPE Hard Hats-Respirators & Cleaning Infection Control and Prevention

**Safety Harness Training/Fittings**

Dates January 7, 9, 12, 14, 16

Total Staff: 79

Reviewed Quotes to be submitted to Maintenance/Grainger

**Toll Support Bridge Generator Training**

Date January 21 at Riegelsville Total Staff 13

DELAWARE RIVER JOINT TOLL BRIDGE COMMISSION

TRAINING AND EMPLOYEE SAFETY DEPARTMENT  
MONTH OF JANUARY 2026

**Bomb Threat Training: New Jersey State Police**

Date February 17 & 25 for 2 Sessions > Mandatory

2 Sessions @ New Hope 9:00AM-11:00 AM & 1:00 PM-3:00 PM

Subjects Suspicious Packages-Basic Explosives-IED Awareness-Phone Communications

**Site Safety Inspections**

Central Region > Riegelsville - Northampton Street-78-EP

Date January 21 > No issues reported

**Departmental Meetings**

Date > January 14 PSBS with Director Hauck

Date > January 23 HR/TES Meeting with Joanna Cruz

**Test.com/Gauge**

Meeting with Representative

Reviewed Invoice for 2026 > Paid Fee

Prepared for DRMS & Toll Corporal

Promotional Prep Course February 18 / Promotional Exam February 25 @ New Hope

**Hard Hat Demonstration**

Maintenance Coordinator meeting with Executive Staff

Dates January 23 & February 2

# **DELAWARE RIVER JOINT TOLL BRIDGE COMMISSION**

**Meeting of February 23, 2026**

## **COMMUNICATIONS**

The following Pages reflect the reports on those items assigned to the Communications Department. Each item is reported separately and page numbered accordingly.

**DELAWARE RIVER JOINT TOLL BRIDGE COMMISSION**  
**Meeting of February 24, 2026**

**OPERATIONS INDEX**  
**FOR**  
**COMMUNICATIONS**

<b>SUBJECT</b>	<b>DESCRIPTION</b>	<b>PAGE NUMBER</b>
Communications	Status Report Month of January 2026	1-3

**DELAWARE RIVER JOINT TOLL BRIDGE COMMISSION**

**Meeting of February 23, 2026**

**COMMUNICATIONS REPORT**

**January 2026**

- **COMMISSION AWARENESS EFFORTS:**

**Toll Adjustment Implementation** – Completed addition scrubbing and updating of toll-related entries and pages on the website.

**Washington Crossing Bridge Alternatives Analysis** – Crafted two press releases during the month related to the multi-year alternative analysis now taking place relative to this bridge. The first announced the dates and locations of public scoping open house sessions that are scheduled to occur in February – one in New Jersey and the other in Pennsylvania. The other announced the release and posting of an initial informational video about the Washington Crossing Toll-Supported Bridge’s inherent structural and operational deficiencies that are at the root of the alternatives analysis. Attended Interagency Advisory Committee meeting and associated planning sessions. Participated in preparations and meetings for Public Scoping Open House sessions in February. Reviewed various materials for this NEPA-guided process. Uploaded Washington Crossing Bridge Alternatives Analysis inaugural informational video to Commission’s YouTube channel. Worked with Alex Styer to share video with Commissioners via Bellevue Communications SharePoint platform and drafted step-by-step instructions for accessing the video. Drafted single-page Washington Crossing Bridge “by the numbers” informational sheet for quick-reference purposes. Reviewed Washington Crossing Bridge public events webpage and shared edits with W. Michael Cane of the engineering department. Drafted stormwater drilling notice for engineering department review prior to placement on website’s alerts page. Reviewed draft response to an Upper Makefield Township letter regarding the upcoming Public Scoping Open House sessions. Computed average annual daily traffic figure based on year-end 2025 traffic counts – the 6,500 AADT was 100 vehicles less than the 6,600 AADT recorded in 2024. Attended various progress meetings. Suggested edits/changes to select IAC meeting slides.

**Uhlerstown-Frenchtown Bridge Rehabilitation Project** – Updated the webpage for this project, issued further travel alerts, and revised two-week lookahead section on a weekly basis. Drafted commemorative plaque for project’s completion and shared with Mike McCandless of the Engineering Department.

**Southern Region Maintenance Facility at Langhorne and Commission Winter Storm Preparations** Arranged tour of Langhorne regional maintenance facility for LevittownNow reporter/editor Tom Sofield in advance of approaching snow event Jan. 24-25. Executive Director Joe Resta and Deputy Director Nat Amato played a key role in explaining Commission’s storm-response efforts. Online article included photographs. Mr. Sofield’s report also appeared in sister online publications NewtownNow and New Hope Free Press. Note: Genesis of this was prior Sofield request to see the Langhorne facility several years ago, but the lack of a significant snow event thwarted such a prior visit.

**DELAWARE RIVER JOINT TOLL BRIDGE COMMISSION**  
**Meeting of February 23, 2026**

**Hot Topics - headlines:**

Everything you need to know as drivers in Pennsylvania and New Jersey brace for higher tolls; Parkway, Turnpike tolls among those rising in 2026; New Hope-Lambertville Bridges: ‘We Never Close Because of Snow’; NJ Transit raises parking rates at 25 stations (mentions recent DRJTBC toll adjustment); Washington Crossing Bridge Deficiencies Documented in New Commission Video; Open House Events To Lay Groundwork For Washington Crossing Bridge Study; What will Easton’s newly seated council tackle first in 2026 (mentions recent DRJTBC toll adjustment); Why this beloved Easton soul food kitchen suddenly shut its doors (mentions recent DRJTBC toll adjustment); worldjournal.com - 開車騎車都變貴 新州4大收費公路等交通費齊漲; Driving in New Jersey to Get More Expensive: Fuel Taxes, Tolls Rise in New Year; NJ Affordability: Why Driving IS Getting More Expensive Even as Gas Prices Fall; Driving through, in and out of NJ now costs more; E-ZPass tolls should be tax deductible in New Jersey, lawmakers push new bill to make it happen; Caucus Room (nomination/confirmation of John Di Veronica as new DRJTBC Commissioner from NJ; DRJTBC releases video discussing ‘inherent flaws’ of Washington Crossing Bridge; NJ Transit parking hike hits commuters as tolls and gas tax soar; Costs of driving parkway, expressway rise with new year; New Hope-Lambertville Toll Bridge All Electronic Tolling Conversion; Driving in New Jersey Costs More as Fuel Taxes and Tolls Rise; New Video Details Structural, Safety Concerns at Washington Crossing Toll-Supported Bridge as Public Input Phase Begins; Nearby: Higher Tolls Arrive At Scudder Falls, Route 1 & Other Crossings.

- **WEBSITE:**

Posted five travel alerts in January -- locations included New Hope-Lambertville Toll-Supported Bridge, Uhlerstown-Frenchtown Bridge, and Washington Crossing Bridge; removed former Commissioner Yuki Moore Laurenti from the website and listed newly appointed Commissioner John Di Veronica; posted various traffic and storm-related scroll messages on homepage; posted pop-up for Jan. 25 storm with link to Commission winter travel webpage; posted the January Commission meeting notice; inserted Teams meeting link, teleconferencing info, and meeting agenda onto the Public Access-Commission Meetings webpage for the Jan. 26 Commission meeting; posted the December Contract Compliance report; posted 2026 operating budget to the Commission’s website; obtained New Jersey Governor Mikie Sherrill JPG photograph, uploaded it with formatting, and posted it to the Commission’s website; posted the 2025 bridge inspection report to the Commission website after converting it to a reduced-size PDF file; converted inspect report cover to a JPG image for posting on the website; updated the public involvement webpage’s list of active programs (h/t to Justin Bowers of the engineering department for bringing this to the attention of the Communications Department);

- **COMMUNITY AFFAIRS** (Please refer to Community Affairs report)

With the assistance of Community Affairs Director Jodee Inscho, provided Chairman with foam-board facsimile of New Hope-Lambertville Toll-Supported Bridge rededication plaque from April 20025.

**DELAWARE RIVER JOINT TOLL BRIDGE COMMISSION**  
**Meeting of February 23, 2026**

**INTERNAL/EXTERNAL COMMUNICATIONS**

- Recorded a total of 19,137 sessions (visits) to Commission’s website – [www.drjtbc.org](http://www.drjtbc.org) – during January 2026. (Note: There were notable spikes in website viewing on January 5 and 29; the latter date possibly being attributable to the release of the initial informational video for the Washington Crossing Bridge Alternatives Analysis.) January’s sessions total was slightly below December’s 19,488 total and the 20,253 sessions recorded in January 2025. Most viewed webpages were TOLL BY PLATE, Current Toll Rates, Truck Permit Application, Career Opportunities, and Toll Violations.
- Drafted and issued three press releases in January: Two were for the Washington Crossing Bridge Alternatives Analysis and the third was a detailed bridge history account related to the 220<sup>th</sup> anniversary of the first bridge to cross the Delaware River at Trenton on January 30, 1806.
- Resubscribed to newspapers.com archival clipping service with a new tax-exempt commercial account through various email exchanges with the support staff and assistance from DRJTBC purchasing department.
- Responded to Bucks County reporter inquiry regarding pin-connected Commission bridges.
- Corresponded with New Jersey historical researcher Richard Hunter regarding former Taylorsville Bridge and Bernardsville locale on bridge’s NJ side.
- Reset analytics for DRJTBC website.
- Shared obituary of former Commissioner Jack Sirott.
- Flagged unauthorized Kenilworth of Pennsylvania post regarding a Commission vehicle.
- Reviewed Greater Lehigh Chamber of Commerce’s informational post on the DRJTBC.
- Guided Shawnda Bolden on searching archived Commission file folders containing photographs of Commission employees – retirement of Bob Geronimo.
- Responded to NJ.com transportation reporter Larry Higgs inquiry.
- Filmed loose handrail on Scudder Falls Toll Bridge Share-Use Path ramp and shared with engineering department.
- Conducted bridge-related research in archives of Bucks County Historical Society’s Mercer Library.
- Responded to New Jersey Legislative Manual publisher Peter Kane’s inquiry seeking updated “Red Book” information on the DRJTBC, its Commissioners, and senior staff.
- Wrote Commission proclamation honoring former Commissioner/Secretary/Secretary Treasurer Yuki Moore Laurenti for her 16 years of service; procured frame for presentation at February meeting.
- Processed various new-year subscription/membership invoices.
- Responded to fact-checking inquiry by Rivertowns magazine regarding Commission’s pin-connected bridges.
- Reviewed public notice legal advertisement for January 26 meeting.
- Obtained photographs from engineering department regarding erection of all-electronic tolling gantry at the New Hope-Lambertville (Route 202) Toll Bridge in December.
- Drafted slightly revised introductory statement and prepared cover (Justin Bowers aerial drone photograph) for 2026 operating budget and uploaded/posted the document to the Commission’s website.

**DELAWARE RIVER JOINT TOLL BRIDGE COMMISSION**  
**Meeting of February 23, 2026**

- Conducted bridge-related research at the Hunterdon County Historical Society (first bridge at Trenton in 1806) and meeting minutes books of the former Centre Bridge Delaware Bridge Company.
- Revised submitted social media post image for Washington Crossing Bridge informational video with significant assistance from Alex Styer of Bellevue Communications; image and video link were posted to the Commission's Facebook page and shared to various group pages that might have interest in the video.
- Provided Washington Crossing Bridge portal photograph to reporter Kurt Bresswein of LehighValleyLive.com.
- Suggested corrective edit to a Lower Delaware Wild & Scenic River Facebook page post of the Washington Crossing Bridge informational video.
- Posted historical image and detailed account of the 1806 Trenton Bridge on Commission's Facebook page and shared that post various group pages in the Commission's service area and with renowned covered bridge historian Scott Bomboy.

**DELAWARE RIVER JOINT TOLL BRIDGE COMMISSION**

**Meeting of February 23, 2026**

**OPERATIONS INDEX  
FOR  
COMMUNITY AFFAIRS**

<b>SUBJECT</b>	<b>DESCRIPTION</b>	<b>PAGE NUMBER</b>
Community Affairs	Status Report Month of January 2026	1-2

## **Community Affairs Report January 2026**

**The following Community Affairs activities took place in January of 2026**

### **Uhlenstown-Frenchtown Toll-Supported Bridge Rehabilitation**

Attended bi-weekly project meetings. Provided updates to local officials and responded to public questions regarding on status of project, lighting and final completion.

### **Washington Crossing Bridge Alternatives Analysis**

Participated in progress meetings. Conferred with newly assigned Public Involvement staff at ACT Engineers and HDR. Assisted in first Inter-Agency meeting. Continued preparation for public scoping open house events, including review of display boards, public advertisements and logistics of events. Shared press releases with local and state officials and representatives of applicable agencies regarding the open house events and the release of the informational video.

### **New Hope-Lambertville Route 202 AET Conversion**

Kept apprised of work schedule when not able to attend progress meetings. There has been little feedback or questions from the public during this phase of the project.

### **Washington Crossing Re-enactment**

While representatives of the Washington Crossing Park were at the WCBAA interagency meeting, took the opportunity to speak with them regarding the challenges with the recent reenactment planning. They acknowledged there were some lack of communication and cooperating planning that normally occurs. They will relay the concerns to the event organizers (Friends of Washington Crossing Park) and agree that advance planning and communication will be extremely important for the 2026 event.

### **Bridge lighting**

Programmed monthly shows and updated website. January shows include Martin Luther King holiday, cervical cancer awareness and Holocaust Remembrance Day. Shows scheduled for February include Wear Red/American Heart Association, Black History Month, Presidents' Day and Valentines Day holiday, encephalitis and rare disease awareness.

### **Various Community Affairs activities**

Handled a wide assortment of community affairs tasks during the month, including:

- Followed-up on Easton request for mural project
- Procured replica of New Hope-Lambertville Bridge rehab plaque for SF office
- Assisted the Communications Department by proofreading various news releases and communications, and editing/enhancing various images.

# **DELAWARE RIVER JOINT TOLL BRIDGE COMMISSION**

**Meeting of February 23, 2026**

## **ENGINEERING**

The following Pages reflect the reports on those items assigned to the Engineering Department. Each item is reported separately and page numbered accordingly.

**DELAWARE RIVER JOINT TOLL BRIDGE COMMISSION**  
**Meeting of February 23, 2026**  
**PROJECT STATUS REPORT**

<b>FACILITY</b>	<b>PM/PAM</b>	<b>CONTRACT DESCRIPTION</b>	<b>PAGE NO.</b>
<b>Trenton-Morrisville Toll Bridge/Langhorne</b>	RJZ/KMS	<b>Southern Operations &amp; Maintenance Facilities Improvements</b> <ul style="list-style-type: none"> <li>• Design, C-519A</li> <li>• CM/CI Services, CM-519A</li> <li>• Construction, T-519A</li> </ul>	1
	HMS/SJB	<b>TM TB ESS Cameras Infrastructure Improvements – NJ Approach</b> <ul style="list-style-type: none"> <li>• Design, TOA No. C-803A-1</li> </ul>	2
	EVO/SJB	<b>TM TB Miscellaneous Substructure Spall Repairs</b> <ul style="list-style-type: none"> <li>• Design, C-788A-3</li> </ul>	2
	CAS/KMS	<b>TM TB AET &amp; PA Avenue Interchange</b> <ul style="list-style-type: none"> <li>• Design, C-691A</li> </ul>	3
<b>Lower Trenton Toll-Supported Bridge</b>	EVO/SJB	<b>Lower Trenton TSB Truck Warning System (Pilot)</b> <ul style="list-style-type: none"> <li>• Final Design, TOA No. C-771A-7</li> </ul>	4
<b>Scudder Falls Toll Bridge</b>	CLR/SJB	<b>Scudder Falls Bridge Replacement Project</b> <ul style="list-style-type: none"> <li>• Final Design, C-660A</li> <li>• Construction, T-668A</li> </ul>	5
	CLR/SJB	<b>DMC Services for T-668A Construction of the SFB Project</b> <ul style="list-style-type: none"> <li>• Oversight of Final Design, TOA No. C-502A-1M</li> </ul>	5
	EVO/SJB	<b>SF TB Bridge Facility Deck Sealing &amp; Shared-Use Path PPC Overlay Improvements</b> <ul style="list-style-type: none"> <li>• Design, TOA No. C-759A-5</li> <li>• CI Services, TOA No. C-804A-1</li> <li>• Construction, JOC No. T/TS-785A-005</li> </ul>	6
<b>Washington Crossing Toll-Supported Bridge</b>	WMC/KMS	<b>Washington Crossing Bridge Alternative Analysis</b> <ul style="list-style-type: none"> <li>• Preliminary Engineering /Environmental Documentation, C-697A</li> </ul>	8
<b>New Hope-Lambertville Toll-Supported Bridge</b>	MEM/SJB	<b>NH-L TSB Rehabilitation</b> <ul style="list-style-type: none"> <li>• Design, C-694A</li> <li>• CM/CI Services, CM-694A</li> <li>• Construction, TS-694A</li> </ul>	8
<b>New Hope-Lambertville Toll Bridge</b>	CAS/KMS	<b>NH-L TB All Electronic Tolling (AET) Conversion Design</b> <ul style="list-style-type: none"> <li>• Design, C-754A</li> </ul>	10
	VMF/CAS	<ul style="list-style-type: none"> <li>• CM/CI, Services, CM-754A</li> <li>• Construction, T-754A</li> </ul>	10
	MEM/SJB	<b>NH-L TB Pennsylvania Abutment Backwall Reconstruction</b> <ul style="list-style-type: none"> <li>• Design, TOA C-769A-3</li> </ul>	11
<b>Centre Bridge-Stockton Toll-Supported Bridge</b>	VMF/MEM	<b>CB-S TSB Bearing and Bridge Seat Rehabilitation</b> <ul style="list-style-type: none"> <li>• Design, TOA No. C-769A-2</li> </ul>	12
<b>Lumberville-Raven Rock Toll-Supported Bridge</b>	HMS/SJB	<b>L-RR TSPB Concept Design for Architectural Lighting &amp; Electronic Surveillance/Detection System Installation</b> <ul style="list-style-type: none"> <li>• Final Design, TOA No. C-803A-2</li> </ul>	12

*Facilities are listed South to North*

*The first set of initials indicate the Project Manager and the second set of initial indicate the Program Manager*

Project Manager Legend

WMC – M. Cane  
 JRB – J. Bowers  
 HMS – H. Sewekow  
 CLR – C. Rood  
 VMF-Vincent Fischer  
 EVO – E. Van-Otoo

Program Manager Legend

KMS – K. Skeels  
 SJB – S. Burke  
 MEM – M. McCandless  
 CAS – C. Stracciolini  
 RJZ – R. Zakharia

**DELAWARE RIVER JOINT TOLL BRIDGE COMMISSION**  
**Meeting of February 23, 2026**  
**PROJECT STATUS REPORT**

FACILITY	PM/PAM	CONTRACT DESCRIPTION	PAGE NO.
Uhlerstown-Frenchtown Toll-Supported Bridge	MEM/KMS	<b>Uhlerstown-Frenchtown TSB Rehabilitation</b> <ul style="list-style-type: none"> <li>• Design, C-642A</li> <li>• CM/CI Services, CM-642A</li> <li>• Construction, TS-642A</li> </ul>	13
I-78 Toll Bridge	CLR/SJB	<b>I-78 NJ Roadway Rehabilitation and Power &amp; Communication Infrastructure Upgrades</b> <ul style="list-style-type: none"> <li>• Design, C-766A</li> </ul>	14
Easton-Phillipsburg Toll Bridge	HMS/MEM	<b>E-P TB Broad Street Viaduct Sidewalk Replacement</b> <ul style="list-style-type: none"> <li>• Design, TOA No. C-789A-1</li> </ul>	14
Milford-Montague Toll Bridge	MEM/KMS	<b>Structural Analysis and Repairs</b> <ul style="list-style-type: none"> <li>• Design, TOA No. C-788A-4</li> </ul>	15
	HMS/SJB	<b>M-M TB Storage Building</b> <ul style="list-style-type: none"> <li>• Design, TOA No. C-789A-2</li> </ul>	15
Multiple Facilities and/or Commission-Wide	CLR/SJB	<b>Capital Program Management Consultant (CPMC) &amp; Design Management Consultant (DMC) Services for the I-95/Scudder Falls Bridge Improvement Project</b> <ul style="list-style-type: none"> <li>• CPMC Services 2024 through 2028, C-502A-1N</li> </ul>	16
	MEM/SJB	<b>Underwater Substructure Improvements Design – All Regions</b> <ul style="list-style-type: none"> <li>• Design, C-782A</li> </ul>	16
	MEM/SJB	<b>Bridge Inspection Platform Layout and Design Toll-Supported Bridges</b> <ul style="list-style-type: none"> <li>• Design, TOA No. C-788A-5</li> </ul>	17
	WMC/KMS	<b>Bridge Monitor Shelter Enhancements Program Development</b> <ul style="list-style-type: none"> <li>• TOA No. C-771A-1</li> </ul>	17
	WMC/KMS	<b>Electronic Surveillance/Detection System</b> <ul style="list-style-type: none"> <li>• Network Video Management System (NVMS) Integrator Services, DB-768A</li> </ul>	18
	CAS/KMS	<b>Electronic Toll Collection</b> <ul style="list-style-type: none"> <li>• Customer Service Center/Violation Processing Center Project, DB-584A</li> </ul>	18
	CAS/KMS	<b>Electronic Toll Collection System Replacement</b> <ul style="list-style-type: none"> <li>• Design, Build, and Maintain, DB-540A</li> </ul>	19
	WMC/KMS	<b>Job Ordering Contracting Services</b> <ul style="list-style-type: none"> <li>• Program Manager, C-727A</li> <li>• T/TS-784A, JOC For Bridge, Highway and Civil Work- North Region</li> <li>• T/TS-785A, JOC For Bridge, Highway and Civil Work- South Region</li> <li>• T/TS-786A, JOC Services for Building and Facility Work- North Region</li> <li>• T/TS-787A, JOC Services for Building and Facility Work - South Region</li> </ul>	19

*Facilities are listed South to North*

*The first set of initials indicate the Project Manager and the second set of initial indicate the Program Manager*

Project Manager Legend

WMC – M. Cane  
 JRB – J. Bowers  
 HMS – H. Sewekow  
 CLR – C. Rood  
 VMF-Vincent Fischer  
 EVO – E. Van-Otoo

Program Manager Legend

KMS – K. Skeels  
 SJB – S. Burke  
 MEM – M. McCandless  
 CAS – C. Stracciolini  
 RJZ – R. Zakharia

**DELAWARE RIVER JOINT TOLL BRIDGE COMMISSION**  
**Meeting of February 23, 2026**  
**PROJECT STATUS REPORT**

FACILITY	PM/PAM	CONTRACT DESCRIPTION	PAGE NO.
	HMS/MEM	<b>General Engineering Consultant</b> <ul style="list-style-type: none"> <li>• 2023-2026 Annual Inspections, C-757A</li> </ul>	20
	JRB/SJB	<b>Toll Plaza Restriping – All Regions</b> <ul style="list-style-type: none"> <li>• TOA No. C-760A-6</li> </ul>	21
	CAS/KMS	<b>Traffic Engineering Consultant- 2025 Annual Report</b> <ul style="list-style-type: none"> <li>• TOA No. C-761A</li> </ul>	21
	JRB/CAS	<b>Traffic Count Program Upgrade</b> <ul style="list-style-type: none"> <li>• DR-550A</li> </ul>	21
	CAS/KMS	<b>AET Support Services</b> <ul style="list-style-type: none"> <li>• TOA No. C-770A-5</li> </ul>	22
	CAS/KMS	<b>In-Lane All Electronic Toll Collection System Design, Build and Maintain</b> <ul style="list-style-type: none"> <li>• Design, Build and Maintain, DB-792A</li> </ul>	22
	CAS/KMS	<b>New Jersey E-ZPass Services</b> <ul style="list-style-type: none"> <li>• Design, Build and Maintain, DB-791A</li> </ul>	23
	MEM/SJB	<b>Non-Destructive Bridge Pin Testing Program</b> <ul style="list-style-type: none"> <li>• Southern Region Bridges, C-813A</li> <li>• Central Region Bridges, C-813B</li> </ul>	24

*Facilities are listed South to North*

*The first set of initials indicate the Project Manager and the second set of initial indicate the Program Manager*

Project Manager Legend

Program Manager Legend

WMC – M. Cane  
JRB – J. Bowers  
HMS – H. Sewekow

CLR – C. Rood  
VMF-Vincent Fischer  
EVO – E. Van-Otoo

KMS – K. Skeels  
SJB – S. Burke

MEM – M. McCandless  
CAS – C. Stracciolini  
RJZ – R. Zakharia

**DELAWARE RIVER JOINT TOLL BRIDGE COMMISSION**

**February 23, 2026  
PROJECT STATUS REPORT**

**TRENTON- MORRISVILLE TOLL BRIDGE/LANGHORNE**

**SOUTHERN OPERATIONS & MAINTENANCE FACILITIES  
IMPROVEMENTS**

Preliminary, Final & Post Design Services  
Contract No. C-519A  
(RJZ/KMS)

This contract is for Preliminary, Final and Post-Design Services for space utilization improvements at New Hope Lambertville Toll Bridge Executive Headquarters and the demolition and reconstruction of the Trenton Morrisville Toll Bridge Administration Building as identified under a Task Order Assignment for Space Utilization Program and Concept Study.

In accordance with the Commission's February 26, 2018, Regular Monthly Commission Meeting, this Contract was awarded to Gannett Fleming, Architects Inc. (GF). Accordingly, a Notice of Award and Limited Notice to Proceed was issued to GF effective February 27, 2018.

Currently GF is providing post-Design services for Contract T-519A by attending all project meetings, responding to requests for information, reviewing submittals, assisting in resolving conflicts in the field and clarifying the contract documents.

Construction Management/Construction Inspection Services  
Contract No. CM-519A  
(RJZ/KMS)

This contract is for Construction Management (CM) and Construction Inspection (CI) Services in connection with the demolition and new construction of the Southern Operations and Maintenance Facilities Improvements Project. Joseph Jingoli & Son, Inc. (JJS) was issued Notice of Award and Limited Notice to Proceed effective January 26, 2021.

JJS is currently conducting bi-weekly progress meetings along with overseeing the facility commissioning, punch list completion and contractor submittal and RFI closeouts as part of providing construction management services.

Construction  
Contract No. T-519A  
(RJZ/KMS)

Contract T-519A is a multi-phase construction contract for the demolition and new construction of the Southern Operations and Maintenance Facilities Improvements Project. It was awarded to Bracy Construction, Inc. at the Commission Regular Monthly Meeting of June 28, 2021. Notice of Award and Limited Notice to Proceed was issued to the Contractor on June 29, 2021; Notice to Proceed was made effective July 27, 2021 and a Pre-Construction Meeting was conducted on July 29, 2021.

# DELAWARE RIVER JOINT TOLL BRIDGE COMMISSION

## February 23, 2026 PROJECT STATUS REPORT

At the **Trenton Morrisville** site, at the **new operations building**, Mechanical equipment start-up and Commissioning activities are near completion. Building systems installation and primary control center configuration are also near completion. Commission Staff moved into the Operation Building on October 27, 2025, with substantial completion. Training for the site emergency Generator has been completed, and the balance of the training sessions for building systems were completed December 4, 2025. Punch-list activities continue through-out the facility during the reporting period.

At the **new maintenance garage** location, Door Hardware, mechanical equipment installation and equipment start-up activities are in progress. Punch-list activities continue through-out the facility during the reporting period.

At the **Langhorne site**, punch-list work and commissioning efforts continued along with Close-Out of final construction details throughout the reporting period.

### **ELECTRONIC SURVEILLANCE/DETECTION SYSTEM (ESS) CAMERAS AND INFRASTRUCTURE IMPROVEMENTS – NJ APPROACH**

Task Order Assignment No. C-803A-1  
(HMS/SJB)

On June 20, 2025, the Commission provided French and Parrello Associates (FPA) with Notice-to-Proceed for design services in support of construction of ESS cameras and infrastructure improvements on the Trenton-Morrisville toll bridge NJ approach. Commission Staff and the FPA team participated in a project kick-off meeting on July 1, 2025. Technical and field coordination meetings between the Commission and FPA were held during the reporting period. FPA continued developing final design plans to go out to bid.

### **TRENTON - MORRISVILLE TB MISCELLANEOUS SUBSTRUCTURE SPALL REPAIRS**

Design  
Contract No. C-788A-3  
(EVO/SJB)

This Task Order Assignment (TOA) with Traffic Planning and Design, Inc. (TPD) is for professional consultant design services, encompassing project management and coordination, verification of facility condition assessment, preliminary and final design of plans, specifications, construction schedule, engineer's estimate, and post-design services for the Trenton-Morrisville Toll Bridge Miscellaneous Substructure Spall Repairs. The not-to-exceed amount for this TOA is \$129,794.95. The contract also includes an item for chloride testing of the Ramp I & Ramp Y bridge over Bridge Street due to the extensive delamination in the northerly pier cap, as well as the repair of spalls with exposed prestressed strands at the ends of beams and superstructure members.

# **DELAWARE RIVER JOINT TOLL BRIDGE COMMISSION**

**February 23, 2026**

## **PROJECT STATUS REPORT**

The TPD contract was fully executed on April 24, 2025, and the Notice to Proceed was effective on April 28, 2025. A project Kick-off meeting was held on May 2, 2025. TPD began their field inspections and coring the caps on bridge IY for chloride testing on June 6, 2025. They continued their inspection on June 20, 2025, focusing on the west end of the prestressed beams.

During TPD's inspection efforts, beam deterioration was found on the bridge carrying Route 1 over Route 29 NB. This deterioration had been noted by the Commission's General Engineering Consultant Pickering, Corts & Summerson (PCS) in previous Annual Inspection Reports, with recommendation to monitor the situation. On July 2, 2025 a meeting was held between Commission staff, AECOM, TPD and PCS to review the field inspection investigation findings and discuss the overall condition of the bridge and the typical beam deterioration. TPD was directed, and has since completed, the load ratings for Beam 6 on the bridge carrying Route 1 over Route 29 NB and has determined that traffic restrictions are not required at this time. However, the recommendation included accelerating the bridge replacement due to advancing deterioration of the beams. This will be performed under a separate design and construction contract.

On January 16, 2026, Advanced Infrastructure Design, Inc. (AID) issued a draft report following the completion of half-cell testing by their vendor Vector, which measures the likelihood of corrosion in the reinforcement steel of the pier. This report will be finalized once TPD confirms the limit of the anode placement, which will determine the limits of remediation required in the pier columns. On January 23, 2026, TPD submitted the progress project documents to Mount Construction Company to establish the Job Order Contract to perform the work. Vector will need a sub-contractor to perform the work.

**TRENTON-MORRISVILLE TOLL BRIDGE**  
**ALL ELECTRONIC TOLLING and PA AVENUE INTERCHANGE**  
Design  
Contract No. C-691A  
(CAS/ KMS)

Commission Staff and Atkins Réalis USA Inc. held several project status meetings. Atkins Réalis submitted a revised proposal for the superstructure replacement of the Route 1 over Route 29 northbound bridge (NJ Route 29 NB Overpass). Commission staff reviewed the revised proposal and provided a few comments to the design team. Atkins Réalis is currently addressing the review comments and finalizing the document. Upon receipt of a final proposal, a Consultant Agreement Modification will be prepared for execution. It is noted that authorization to execute a Consultant Agreement Modification was received at the January 2026 Commission Meeting. The initiative for the superstructure replacement is based on recent inspection findings and evaluations.

Atkins Réalis submitted the Design Criteria Report, which was reviewed by Commission Staff. Review comments were provided to the design team.

# **DELAWARE RIVER JOINT TOLL BRIDGE COMMISSION**

**February 23, 2026**

## **PROJECT STATUS REPORT**

Atkins Réalis submitted to PennDOT the Route 1 / Pennsylvania Avenue interchange design with the roundabout for the Highway Occupancy Permit Cycle 1 review.

Atkins Réalis submitted the project schedule revision number four and review comments from Commission Staff were provided to the design team. Traffic data collection for the project as well as field survey are complete. Atkins Réalis is coordinating the soil borings that are needed for the AET gantry foundation design. Atkins Réalis is advancing the Preliminary Design (60% complete) plans, specifications and estimate for a February 2026 submission.

## **LOWER TRENTON TOLL – SUPPORTED BRIDGE**

### **LOWER TRENTON TSB TRUCK WARNING SYSTEM (PILOT)**

Final Design

Task Order Assignment No. C-771A-7

(EVO/SJB)

Under Task Order Assignment No. C-771A-2 French & Parrello Associates provided conceptual design services for the development of a new pilot over height vehicle detection system for the New Jersey approach to the Lower Trenton TSB. The work of that assignment was completed with acceptance of the final Concept Report dated March 6, 2024.

On May 14, 2024, the Commission provided French & Parrello Associated with Notice-to-Proceed for final design services for the development of a new over height vehicle detection system for the New Jersey approach to the Lower Trenton TSB. The design is complete, and staff from the Commission, AECOM, Gordian (JOC Program Manager) and Mount construction continue to work towards an agreed upon Job Order Contract price for the system installation.

This project includes the design and eventual construction of a Bridge Monitor Shelter on the New Jersey approach to the Lower Trenton Toll-Supported Bridge. Conceptual layouts of the proposed Shelter have been created in conjunction with the over height detection system layout. The concepts include the need to establish construction and property easements with the City of Trenton.

On September 4, 2024, Commission personnel met with City of Trenton personnel to discuss temporary construction and permanent property easements needed for this project. On January 3, 2025, DRJTBC attorneys completed an appraisal for the two City of Trenton properties that are needed for temporary construction and permanent easements for the project. On June 27, 2025, DRJTBC staff and attorneys met with City officials to discuss the project and steps needed to obtain construction and permanent property easements, with the goal of getting City Council resolutions on the agenda for their September 2025 meeting. On August 25, 2025, DRJTBC attorneys sent a draft easement agreement and draft amendment to the City's lease with the State for their review and consideration. Coordination with the City is ongoing. DRJTBC is trying to get comments or a follow-up meeting with the City of Trenton to finalize temporary construction and permanent property easements needed for this project.

# DELAWARE RIVER JOINT TOLL BRIDGE COMMISSION

February 23, 2026

## PROJECT STATUS REPORT

On January 30, 2026, Mount Construction submitted a revised Price Proposal for the Truck Warning System Pilot Project. The design team is reviewing that proposal.

### SCUDDER FALLS TOLL BRIDGE

#### SCUDDER FALLS BRIDGE REPLACEMENT PROJECT

Final Design

Contract No. C-660A

(CLR/SJB)

During the reporting period Michael Baker Jr., Incorporated (Baker) of Hamilton New Jersey was not requested to respond to any issues.

Construction

Contract No. T-668A

(CLR/SJB)

The remaining open permit-related issue is that the Bucks County Soil Conservation District (BCCD) Office had not yet signed-off on closeout of the National Pollutant Discharge Elimination System (NPDES) and Erosion and Sediment Control (E&S) permits. A final inspection with the BCCD took place, which identified sufficient grass establishment within the project limits. A Notice of Termination (NOT) has been submitted to BCCD by Michael Baker, the Engineer of Record. This executed NOT will close out the project permits and represent final project approval by the Pennsylvania regulatory agencies.

#### DESIGN MANAGEMENT CONSULTANT SERVICES

Oversight of Final Design

Task Order Assignment No. C-502A-1M

(CLR/SJB)

AECOM has provided DMC services throughout the construction of the Scudder Falls Bridge Replacement Project, Contract T-668A under Task Order Assignment C-502A-2I. The remaining unexpended funds in Task Order Assignment C-502A-2I have been transferred over to Task Order Assignment C-502A-1M and Task Order Assignment C-502A-2I has been closed out. Remaining DMC services on the Scudder Falls Project will be completed under the C-502A-1M Task order Assignment.

The remaining DMC Services include support to the Commission in the following and assistance with various project close-out activities:

**Environmental Permitting** – The remaining effort under this task was to coordinate a final inspection of the project site performed by the Bucks County Soil Conservation District (BCSCD) to obtain final acceptance of all BCSCD Permitting work. BCSCD self-visited the site on July 2, 2025 during the reporting period. Verbal acceptance was received from the BCSCD representative as to the adequacy of established vegetation. Commission staff, in conjunction with

# DELAWARE RIVER JOINT TOLL BRIDGE COMMISSION

February 23, 2026

## PROJECT STATUS REPORT

the final designer Michael Baker International, and the General Contractor Trumble Corporation have submitted the project Notice of Termination (NOT). After signatures by the parties are received on the NOT of the project, Permit Completion Forms will then be sent to the BCSCD, PADEP and the USACE. This will close-out all outstanding permitting work associated with the project other than the continued five-year monitoring period for the PA Wetlands Mitigation Site. The Commission is awaiting a response from the regulatory agency(ies).

**Environmental Monitoring Services** – Continuous services were provided throughout construction to meet project permit requirements. Year 2 monitoring activities for the PA Wetlands Mitigation Site, by ACT Engineers will continue through 2028. This includes monthly monitoring well readings of the groundwater levels within the wetlands site. Wetlands Monitoring Report #4 was submitted to US Army Corps of Engineers for their review on December 19, 2024.

**Right of Way Transfers** – Working with Commission staff and attorneys to transfer certain property and easements to NJDOT, PennDOT and Lower Makefield Township. These properties and easements were acquired by DRJTBC to construct the project but are located within jurisdiction of these other agencies or municipalities.

**Contracts C-660A and T-668A Progress Support** - Support of open issues resolution to achieve project acceptance by the Bucks County Soil Conservation District in Pennsylvania.

DMC Services for these remaining efforts occur on a sporadic as-needed basis

## SCUDDER FALLS TOLL BRIDGE FACILITY DECK SEALING & SHARED USE PATH PPC OVERLAY IMPROVEMENTS

Design

Task Order Assignment No. C-759A-5  
(EVO/SJB)

The Commission has implemented a periodic deck sealing program at specific bridges to prolong the useful service life of the bridge decks and to mitigate the need for potential future maintenance. The Commission engaged Task Order Consultant, NAIK, under the standing professional services task order agreement, to provide design services for the bridge deck sealing of the bridges associated with the Trenton–Morrisville Toll Bridge Facility, the Scudder Fall Toll Bridge Facility and Shared Use Path PPC Overlay Improvements, and the Interstate 78 Toll Bridge Facility.

The final design bid documents, addressing all Commission comments to the pre-final design, was received on April 28, 2023. The project to seal decks at all 3 Toll Bridge facility bridge decks (T-764A) was advertised for bids on May 2, 2023. A virtual Bid Opening was held on Thursday June 1, 2023, at 2:00 PM. No bids were received.

NAIK repackaged the bid documents into three individual projects (1. Trenton–Morrisville Toll Bridge Facility; 2. the Scudder Fall Toll Bridge Facility, and 3. the Interstate 78 Toll Bridge Facility) for incorporation into other Capital construction contracts. The TMTB deck sealing was completed as part of Contract T-746A in 2024; the I-78 deck sealing was completed as part of

# DELAWARE RIVER JOINT TOLL BRIDGE COMMISSION

February 23, 2026

## PROJECT STATUS REPORT

Contract T-766A in 2025; the Scudder Falls project will be completed under a Job Order Contract with Mount Construction Company. The job order contract to perform the work at the Scudder Falls Facility structures was executed in September 2025 with work start on September 29, 2025. Naik will perform construction phase support services.

During this reporting period NAIK reviewed the PA Shared Use Path survey data provided by the Contractor and Naik issued a memo to outline the deficiencies in the information and provided recommendations for a corrective plan of action pertaining to the PPC placement on the Main River Bridge.

### Construction Inspection Task Order Assignment No. C-804A-1 (EVO/SJB)

At the March 31, 2025 Commissioners' Meeting, the Commission awarded Contract No. C-804A, Construction Inspection Services for the Scudder Falls Toll Bridge Deck Sealing and Shared Use Path PPC Overlay Improvements project to STV, Incorporated (STV) of Lawrenceville, New Jersey for an amount not-to-exceed of \$145,189.59. STV was provided with the Contract Notice to Proceed effective September 12, 2025. A Kick-Off meeting was held on September 19, 2025 with representatives from STV, AECOM and DRJTBC.

Due to the winter shutdown STV will not resume inspection services until March 2026. STV's project manager will attend progress meetings and maintain continuous communication with the Commission's project manager.

### Construction Job Order Contract No. T/TS-785A-005 (EVO/SJB)

All work in this project, consisting of, but not limited to, the following items of work, shall be carried out according to the Contract Plans, Specifications, and Special Provisions within the specified construction time limitations. Specific work at the Scudder Falls Toll Bridge Deck Sealing and Shared Use Path PPC Overlay Improvements include, but are not limited to:

- 1) Bridge deck sealing for selected bridges and other structures on Scudder Falls Toll Bridge facility including the Main River Bridge, Pennsylvania Canal Overpass, Taylorsville Road Overpass, and a portion of the New Jersey section of the Shared Used Path.
- 2) Restriping damaged striping caused by bridge deck sealing.
- 3) Removing and replacing the Polyester Polymer Concrete Overlay (average approximately 1 ¼" thick) on the Pennsylvania and Main River Bridge Portions of the Shared Use Path.

# **DELAWARE RIVER JOINT TOLL BRIDGE COMMISSION**

**February 23, 2026**

## **PROJECT STATUS REPORT**

A final price proposal for this Job Order Contract with Mount Construction has been established in the amount of \$2,614,520.02. A Notice to Proceed was issued to Mount on September 25, 2025, and project work started on September 29, 2025.

Due to the winter shutdown Mount Construction will not resume construction until March 2026. Payment Estimate No. 2 was submitted to the Commission on January 21, 2026 and is currently being processed.

## **WASHINGTON CROSSING TOLL- SUPPORTED BRIDGE**

### **WASHINGTON CROSSING BRIDGE ALTERNATIVES ANALYSIS**

Contract No. C-697A

(WMC/KMS)

At the June 24, 2024 Commissioners Meeting, the Commission awarded Contract No. C-697A, to HDR Engineering, Inc. of Philadelphia, PA. HDR Engineering and their team of sub-consultants are providing preliminary engineering and environmental documentation type services in support of the analysis of improvement alternatives for the Delaware River crossing between Upper Makefield Township, PA and Hopewell Township, NJ.

Throughout the reporting period, work efforts focused on travel demand modeling, preparation of alternatives, and historic bridge rehabilitation analysis. Preparations for the Public Scoping Open House continue. Other activities included field verification of surveys, public involvement, and utility identification.

The first interagency committee meeting was held on January 28, 2026 and was attended by various state and federal resource agencies.

On January 29th, an informational video was released identifying the bridge's structural, operational, and safety deficiencies as well as providing a summary overview of the Washington Crossing Bridge Alternatives Analysis.

## **NEW HOPE-LAMBERTVILLE TOLL-SUPPORTED BRIDGE**

### **NH-L TSB REHABILITATION**

Design

Contract No. C-694A

(MEM/SJB)

At the February 27, 2023 Commissioners Meeting, the Commission awarded Contract No. C-694A, New Hope - Lambertville Toll-Supported Bridge Rehabilitation Design to Greenman-Pedersen, Inc. (GPI) of Lebanon, NJ for an amount not-to-exceed \$1,895,132.27. GPI was provided with Notice of Award and Limited Notice to Proceed on February 28, 2023. GPI was

# DELAWARE RIVER JOINT TOLL BRIDGE COMMISSION

## February 23, 2026 PROJECT STATUS REPORT

then issued a Full Notice to Proceed on March 22, 2023 with the execution of the Agreement with the Commission.

The construction Contract was awarded at the Commission's November 2023 meeting. The contract work under this project is substantially complete. However, there is some electrical troubleshooting work that is still being addressed. GPI continues to provide support services through the project close-out phase, including electrical troubleshooting design support.

Construction Management/Inspection Services  
Contract No. CM-694A  
(MEM/SJB)

At the November 20, 2023 Commission Meeting, authorization was granted to award the Construction Management/Construction Inspection Services contract (CM-694A) to Urban Engineers, Inc. (Urban) of Philadelphia for the not-to-exceed amount of \$1,209,96.08. Urban Engineers, Inc. of Philadelphia was issued Notice of Award and a Limited Notice to proceed effective November 21, 2023. A project kick-off meeting has held on November 30, 2023. The full Notice to Proceed was issued December 21, 2023 with the execution of the Agreement with the Commission.

During this reporting period, the contractor continued to perform electrical issues troubleshooting. The contractor has re-installed underdeck platforms in order to access and repair electrical utility boxes and wiring connections. Urban continues to provide CM/CI support services for the project electrical troubleshooting.

Construction  
Contract No. TS-694A  
(MEM/SJB)

The Construction Contract was Awarded to Anselmi & DeCicco, Inc. (A&D) of Maplewood, NJ for a not-to-exceed amount of \$25,072,471.06 at the Commission's November 2023 Meeting. LNTP provided November 20, 2023 and Full Notice to Proceed on December 20, 2023.

Throughout the reporting period the Contractor continued to perform electrical system troubleshooting of the esthetic lighting system to address ongoing issues. A&D reinstalled below deck access platforms in span 6 and additional electrical inspections were performed on September 29, 2025. The contractor has re-installed underdeck platforms in the remaining spans across the bridge in order to access and repair electrical utility boxes and wiring connections. Repair and retrofit of the boxes and connections commenced on December 1, 2025 and is anticipated to be completed by the end of February.

**DELAWARE RIVER JOINT TOLL BRIDGE COMMISSION**

**February 23, 2026  
PROJECT STATUS REPORT**

**NEW HOPE-LAMBERTVILLE TOLL BRIDGE**

**NH-L TB ALL ELECTRONIC TOLLING (AET) CONVERSION DESIGN**

Design  
Contract No. C-754A  
(CAS/ KMS)

Rummel, Klepper & Kahl, LLP (RK&K) participated in project related meetings with PKF for the construction project as needed. During the reporting period RK&K prepared responses to Requests for Information (RFI) from the construction team and issued change of plans as needed. Additionally, RK&K completed several reviews of construction submittals from the contractor.

Construction Management/Construction Inspection Services  
Contract No. CM-754A  
(VMF/CAS)

At the April 28, 2025, Commissioners' Meeting, the Commission awarded Contract No. CM-754A, Construction Management/Construction Inspection Services for the New Hope-Lambertville Toll Bridge All Electronic Tolling (AET) Conversion & PA Abutment Backwall Replacement Project to STV, Incorporated (STV) of Lawrenceville, New Jersey for an amount not-to-exceed of \$2,476,202.84. STV was provided with the Notice of Award and Limited Notice to Proceed effective April 29, 2025. A CM/CI Kick-off Meeting was held on May 2, 2025 and STV was issued their Notice to Proceed on May 15, 2025. STV participated in a transfer-of-Knowledge meeting on May 23, 2025 with the Designer, RK&K and TransCore and conducted the Pre-Construction and Scheduling Conferences with PKF in late May 2025. STV's inspection team of Resident Engineer, Office Engineer/Inspector and two Inspectors continued providing CM/CI Services through late January 2026. STV's staff was reduced by one (1) inspector in late January and will continue through approximately April 1, 2026 due to the slow winter construction period and AET testing phase of the project. STV conducted fourteen (16) progress meetings and numerous pre-activity and IT coordination meetings throughout this same period.

Construction  
Contract No. T -754A  
(VMF/CAS)

This Contract is the AET Tolling Implementation Plan, Phase 4 hard conversion of the southbound US 202 Pennsylvania toll facility to an open-road, highway speed, All Electronic Tolling (AET) system with a single-full span gantry over a reconstructed roadway that improves the US 202 roadway geometry at the existing toll facility. The project also includes the staged construction of the abutment backwall on the PA side of the New Hope-Lambertville Toll Bridge and the demolition of the existing toll plaza with a new tunnel egress.

# **DELAWARE RIVER JOINT TOLL BRIDGE COMMISSION**

**February 23, 2026**

## **PROJECT STATUS REPORT**

At the April 28, 2025 Commissions' Meeting, the Commission awarded Contract No. T-754A, New Hope-Lambertville Toll Bridge All Electronic Tolling (AET) Conversion & PA Abutment Backwall Replacement to PKF-MARK III, Incorporated (PKF) of Newtown, Pennsylvania for an amount not-to-exceed \$11,863,715.00. PKF was provided with Notice of Award and Limited Notice to Proceed effective April 29, 2025 and full Notice to Proceed was issued effective June 5, 2025.

During the reporting period PKF completed all of the critical construction components of Stage 1B by the milestone date of January 9, 2026 such as; completing the roadside concrete barrier, plaza roadway sections and the approach slab in the new roadway configuration; Installing the necessary electrical, HVAC and ITS systems in the stairwell, tunnel and new IT room to support AET equipment. PKF turned the southbound work zone over to the All Electronic Tolling vender, TransCore, to begin installing and testing the new tolling equipment. Initial efforts by TransCore included installing loop detectors and tolling equipment on the new gantry and in the new IT room and starting the AET system verification and tuning.

### **NEW HOPE-LAMBERTVILLE TB - PA ABUTMENT BACKWALL RECONSTRUCTION**

Design

Task Order Agreement No. C-769A-3  
(MEM/SJB)

Traffic Planning & Design (TPD) under Structural/Civil Task Order Assignment No. C-769A-3, executed October 24, 2024, was tasked with performing the inspection and determining the scope of the necessary action to remediate the rotated condition of the Pennsylvania abutment backwall. Past annual inspections found some movement over the years. And additional destructive inspection of the backwall by TPD identified conditions that were to the point of necessary remediation. As recommended by TPD, this included replacing the backwall, resting atop the abutment itself, in its entirety. Under modification No. 1 to this Task Order Agreement TPD performed the design of the back wall replacement and prepared the necessary construction documents.

During the progression of design, the Commission decided to combine the Pennsylvania abutment backwall Reconstruction project and the All-Electronic Tolling Phase 4 Hard Conversion construction project into one (1) construction contract. Rummel, Klepper & Kahl, LLP (RK&K) performed the New Hope-Lambertville Toll Bridge AET Conversion design under contract C-754A. TPD and RK&K collaborated to combine the contract documents from each project and issue a single construction contract T-754A New Hope-Lambertville TB All Electronic Tolling (AET) Conversion Design. TPD continued to perform post-design, post-award services throughout the reporting period.

**DELAWARE RIVER JOINT TOLL BRIDGE COMMISSION**

**February 23, 2026  
PROJECT STATUS REPORT**

**CENTRE BRIDGE- STOCKTON TOLL-SUPPORTED BRIDGE**

**CB-S TSB BEARING & BRIDGE SEAT REHABILITATION**

Design

Task Order Assignment No. C-769A-2  
(VMF/MEM)

During the biannual inspection of the Toll-Supported bridges, the Commission's General Engineering Consultant (GEC) identified several areas that require repair at the Centre Bridge-Stockton Toll-Supported Bridge (CBSTSB). The areas of concern are identified as loose, missing and/or bent anchor bolts at the truss and sidewalk bearings with associated spalls in the bridge seats resulting in loss of bearing area. Additional areas of repair are identified at the deck joints and bridge seats of the single span bridge over the Canal at the west approach of CBSTSB.

Traffic Planning and Design, Inc (TPD) was provided with Notice to Proceed on December 13, 2022, for the design of the repairs.

The final design construction documents have been provided to A.P. Construction (AP). Throughout the working period, staff from the Commission, AECOM, Gordian (JOC Program Manager), TPD and AP continued to negotiate final costs for the repairs. A meeting was held on December 23, 2025, with all parties noted to discuss comments and the cost proposal returned by the DRJTBC/AECOM for AP's review and acceptance, which AP is currently reviewing.

**LUMBERVILLE – RAVEN ROCK TOLL-SUPPORTED BRIDGE**

**L-RR PEDESTRIAN BRIDGE (LRRTSB) ARCHITECTURAL LIGHTING &  
ELECTRONIC SURVEILLANCE/DETECTION SYSTEM (ESS) DESIGN**

Task Order Assignment No. C-803A-2  
(HMS/SJB)

On June 3, 2025, the Commission provided French and Parrello Associates (FPA) with Notice-to-Proceed for design services in support of construction of architectural lighting and ESS infrastructure at the Lumberville-Raven Rock toll supported bridge. Commission Staff and the FPA team participated in a project kick-off meeting on June 13, 2025. Technical coordination meetings between the Commission and FPA were held during the reporting period. FPA continued developing final design plans to go out to bid.

**DELAWARE RIVER JOINT TOLL BRIDGE COMMISSION**

**February 23, 2026  
PROJECT STATUS REPORT**

**UHLERSTOWN-FRENCHTOWN TOLL-SUPPORTED BRIDGE**

**UHLERSTOWN-FRENCHTOWN TSB REHABILITATION**

Design  
Contract No. C-642A  
(MEM/KMS)

At the January 29, 2024 Commissioners Meeting, the Commission awarded Contract No. C-642A, Uhlerstown - Frenchtown Toll-Supported Bridge Rehabilitation Design to WSP USA, Inc. (WSP) of Exton, PA for an amount not-to-exceed \$1,771,189.56. WSP was provided with Notice of Award and Limited Notice to Proceed on January 29, 2024. A project Kick-Off meeting was held on February 6, 2024. The Agreement was executed and the full Notice to Proceed was issued on February 23, 2024.

During the reporting period, WSP continued to provide construction support services for the project, including review of submittals, general construction support, attending status meetings, and providing responses to RFIs.

Construction Management/Inspection Services  
Contract CM-642A  
(MEM/KMS)

At the December 2024 Meeting, the Commission awarded Contract No. CM-642A, Construction Management/Inspection Services for the Uhlerstown-Frenchtown Toll-Supported Bridge Rehabilitation Project, to Urban Engineers, Inc. of Cherry Hill, NJ (Urban) for a not-to-exceed amount of \$1,587,138.62. Urban was provided with Notice of Award and Limited Notice to Proceed effective December 23, 2024. The full Notice to Proceed was authorized effective March 19, 2025.

The CM/CI field office has been established in Frenchtown, NJ. The team continues to manage and inspect the construction activities. During the reporting period, the CMCI team has been managing and inspecting the construction, as well as, facilitating the processing of contractor submittals and RFIs. The CM/CI team has also started the preparation of project close-out documentation.

Construction  
Contract No. TS-642A  
(MEM/KMS)

At the December 2024 Meeting, the Commission awarded Contract No. TS-642A, Uhlerstown-Frenchtown Toll-Supported Bridge Rehabilitation, to Anselmi & DeCicco, Inc. of Maplewood, NJ (Anselmi) for a not-to-exceed amount of \$22,216,237.00. Anselmi was provided

# **DELAWARE RIVER JOINT TOLL BRIDGE COMMISSION**

**February 23, 2026**

## **PROJECT STATUS REPORT**

with Notice of Award and Limited Notice to Proceed effective December 23, 2024. The Agreement for this project has been executed and the full Notice to Proceed was issued on January 24, 2025.

Throughout the reporting period the Contractor continued to install electrical infrastructure, esthetic lighting fixtures, and to complete miscellaneous underdeck construction work.

## **I-78 TOLL BRIDGE**

### **I-78 TB NEW JERSEY ROADWAY REHABILITATION AND POWER & COMMUNICATION INFRASTRUCTURE UPGRADES**

Design

Contract No. C-766A

(CLR/SJB)

This Contract is for professional consultant design services to include verification of condition assessment, preliminary and final design, and post-design services for the rehabilitation of the I-78 New Jersey Approach Roadway and reassessment of the preliminary design documents associated with the I-78 Power and Communication Infrastructure Design Services as developed by Arora and Associates, P.C. in October 2022 along with the preliminary and final design and post design services for the I-78 Power and Communication Infrastructure Design.

Arora and Associates, P.C. was issued a Notice of Award and Limited Notice to Proceed effective May 23, 2023. A project kick-off meeting was held with Arora on May 31, 2023. The Contract was fully executed on June 20, 2023, with full Notice to Proceed effective June 22, 2023.

The Construction Contractor reached Contract Final Completion on July 16, 2025. During this reporting period Arora submitted in the final version of the I-78 Stormwater Mapping which is being reviewed by Commission Staff.

## **EASTON-PHILLIPSBURG TOLL BRIDGE**

### **E-P TB BROAD STREET VIADUCT SIDEWALK REPLACEMENT**

Task Order Assignment No. C-789A-1

(HMS/MEM)

On March 11, 2025, the Commission provided Pennoni Associates with Notice-to-Proceed for design services in support of replacement/rehabilitation of upstream and downstream sidewalks on the Easton-Phillipsburg toll bridge Broad Street viaduct. Commission Staff and the Pennoni team participated in design progress meetings throughout the reporting period, as Pennoni progressed the design.

**DELAWARE RIVER JOINT TOLL BRIDGE COMMISSION**

**February 23, 2026  
PROJECT STATUS REPORT**

**MILFORD – MONTAGUE TOLL BRIDGE**

**STRUCTURAL ANALYSIS AND REPAIRS**

Design

Task Order Assignment No. C-788A-4  
(MEM/KMS)

During the biannual inspection of the Toll bridges, the Commission’s General Engineering Consultant (GEC) and Commission personnel identified areas that require repair at the Milford-Montague Toll Bridge (MMTB). Areas of concern included: locations where the light post standards are attached to the top chord of the trusses; an incorrectly set curb plate at the pier 3 deck joint damaged during snowplow operations; severe concrete deterioration at the approach parapets; large spalls at the pier cap & bridge seats; differential between panels at the sidewalk mid-span.

Traffic Planning and Design, Inc (TPD) was provided with Notice to Proceed on October 21, 2024 to design repairs and verify/update bridge load ratings. TPD performed field visits to the bridge site in November 2024. The project recommendations report was submitted, reviewed and accepted in July, 2025. On September 25, 2025 TPD submitted a draft scope of work for the final design of this project, which is under review by Commission staff.

**MILFORD-MONTAGUE TOLL BRIDGE STORAGE BUILDING**

Task Order Assignment No. C-789A-2  
(HMS/SJB)

On June 6, 2025, the Commission provided Pennoni Associates with Notice-to-Proceed for design services in support of construction of a storage building at the Milford-Montague toll bridge facility. Commission Staff and the Pennoni team participated in a project kick-off meeting on June 11, 2025. Field survey and condition assessment commenced on June 18, 2025 and has been completed. Pennoni Associates is in the process of submitting final design plans for a job-order-contract.

**DELAWARE RIVER JOINT TOLL BRIDGE COMMISSION**

**February 23, 2026  
PROJECT STATUS REPORT**

**MULTIPLE FACILITIES AND/OR COMMISSION-WIDE**

**CAPITAL PROGRAM MANAGEMENT CONSULTANT (CPMC) &  
DESIGN MANAGEMENT CONSULTANT (DMC) SERVICES FOR CAPITAL  
IMPROVEMENT PROJECTS**

**CPMC SERVICES THROUGH DECEMBER 31, 2028**

**Task Order Assignment No. C-502A-1N  
(CLR/SJB)**

Task Order Assignment No. C-502A-1N was authorized on April 8, 2024, for the continuation of Capital Program Management Consultant (CPMC) Services through December 31, 2028. The budget currently authorized for this assignment is anticipated to cover full-staff CPMC Services through December 31, 2025. Services under this Task Order Assignment from January 1, 2026 through December 31, 2028. Under Task Order Assignment 502A-1N, AECOM continues to provide Capital Program Management Consultant (CPMC) Staff Augmentation Services for delivery of the Commission’s Capital Program. AECOM is currently providing four (4) full-time Project Managers to oversee and administer various design and construction projects that are being advanced in the Capital Improvement Program.

CPMC staff will continue to provide support to the Commission in advancing the Capital Program in the following areas: procurement assistance, scheduling and cost control, programming/planning, Project Management, Program Area Management, technical support, design oversight and support, construction oversight and support, and oversight and support of the Job Order Contract (JOC) construction work, all including coordination with multiple Commission departments outside of Engineering.

**UNDERWATER SUBSTRUCTURE IMPROVEMENTS DESIGN – ALL REGIONS**

**Design  
Contract No. C-782A  
(MEM/SJB)**

IH Engineers, P.C. of Princeton, New Jersey was awarded this contract and given full notice to proceed with the delivery of the executed agreement on August 18, 2023. In 2021 the Commission performed the 5-year interval underwater inspections of each of its river crossing bridges, to meet National Bridge Inspection Standards (NBIS) requirements. The findings of these inspections identified the need for bridge substructure repair and/or rehabilitation of existing scour remediation measures at bridge substructures below the water level. IH’s scope is to prepare a **Substructure Foundation Report (SFR)**, identifying foundation types and assessing vulnerability to scour at each of the Commission’s Delaware River crossings. followed by a **Condition Assessment Report (CAR)** recommending any repairs or maintenance required to mitigate potential effects of scour.).

# **DELAWARE RIVER JOINT TOLL BRIDGE COMMISSION**

**February 23, 2026**

## **PROJECT STATUS REPORT**

IH's subconsultants GPI and JMT have completed the in-depth field inspections for incorporation into the Condition Assessment Report (CAR). IH has reviewed potential remediation methods to affect the repairs with NJDEP. Based upon NJDEP comments, alternate repair methods are being developed by IH as the CAR continues to be progressed. IH is working on the preliminary design to support the effort to acquire the necessary permits, including input from the peer review by an outside consultant.

IH and the Engineering Department have held 'workshop' meetings to finalize the CAR and its recommendations. A revised Corrective Action Report was resubmitted on September 4, 2025. Based on recommendations prescribed in the CAR, IH is progressing the preliminary design along with addressing Commission review comments.

## **BRIDGE INSPECTION PLATFORM LAYOUT AND DESIGN TOLL-SUPPORTED BRIDGES**

Design

Task Order Assignment No. C-788A-5  
(MEM/SJB)

The purpose of this project is to develop detailed temporary rigging access platforms, cabling and attachment details for internal Commission use. Rigging access is needed to inspect and maintain the underside of the Commission's Toll-Supported Bridges. The rigging system shall be designed to be efficiently installed, operated, and maneuvered by Commission staff.

Traffic Planning and Design, Inc (TPD) was provided with Notice to Proceed on September 24, 2024. A kick-off meeting was held on October 6. After field site visits during the October month, a meeting was held with Maintenance, Engineering, TPD and TPD's subconsultant Malick Sherer (MS). A draft report was received on January 20<sup>th</sup>, 2025 was reviewed by Commission staff. A progress Meeting was held March 20, 2025, during which TPD was asked to take an additional review of the more difficult to access bridges.

## **BRIDGE MONITOR SHELTER ENHANCEMENTS PROGRAM DEVELOPMENT**

Task Order Assignment No. C-771A-1  
(WMC/KMS)

French & Parrello Associates, P.A. and their sub-consultant, USA Architects, Planners + Interior Designers are developing a system-wide program to enhance the Commission's inventory of bridge monitor shelters. A draft report was provided and is currently under review by Commission staff.

# DELAWARE RIVER JOINT TOLL BRIDGE COMMISSION

February 23, 2026  
PROJECT STATUS REPORT

## ELECTRONIC SURVEILLANCE / DETECTION SYSTEM NETWORK VIDEO MANAGEMENT SYSTEM (NVMS) INTEGRATOR SERVICES Contract No. DB-768A (WMC/KMS)

Dynamic Security, LLC (dba Secuni) continued to provide maintenance services of headend type equipment in support of the Electronic Surveillance / Detection System (ESS) under the direction of the Commission's Public Safety and Bridge Security Department, who operates the system from the Control Centers located at the New Jersey State Police's Regional Operation and Information Center (ROIC) in West Trenton, New Jersey and the New Hope-Lambertville Toll Bridge facility in New Hope, Pennsylvania.

Throughout the reporting period, work efforts focused on developing the implementation plan for the deployment of an Endpoint Detection and Response solution across the ESS.

## ELECTRONIC TOLL COLLECTION CUSTOMER SERVICE CENTER/VIOLATION PROCESSING CENTER PROJECT Contract No. DB-584A (CAS/KMS)

Conduent continues to develop the **real time digital payment function** at the NJ E-ZPass CSC for toll by plate customers. Conduent revised the terms and conditions that will be displayed on the NJ E-ZPass website, and comments were provided from the NJTA. Conduent has released this functionality into the NJ CSC software, and they are proceeding with testing it through a small group of individuals.

The NJ E-ZPass CSC launched the Amnesty Program in June 2025. NJ MVC legislation was passed and NJTA is working with the MVC on the programs. There are two programs: the Amnesty Program and the Vehicle Registration Suspension Program. The Amnesty Program must run for 180 days, with no lookback timeframe, meaning the program can go back as far as the violator wants to pay. Violation transactions after the start of the program are NOT eligible. The program is open to all violators (from any state), with tolls and fees that are \$500 or more prior to June 2025. The program must offer a 25% reduction of the fees, the program will collect 100% of the toll revenue. When applying payment, 100% of the toll amount will be satisfied first, followed by AET fees and administrative fees. The amount owed must be paid in full or no payment plan. A violator may make arrangements for a payment plan, outside of the Amnesty Program. For the NJ MVC Vehicle Registration Suspension, the transactions criteria include all NJ E-ZPass agency violations, unpaid tolls, administration fees and AET fees totaling \$500 or more; or 60 or more violations with at least one having occurred after January 2024 (legislation date). The Amnesty Program was completed in November 2025 and the NJTA has identified the first group of vehicles to request registration suspension. These vehicles are currently under administrative review by the NJTA.

**DELAWARE RIVER JOINT TOLL BRIDGE COMMISSION**

**February 23, 2026**

**PROJECT STATUS REPORT**

The NJTA, as the lead agency, is facilitating all meetings with the other agencies and Conduent to manage the implementation of outstanding system elements for the New Jersey E-ZPass Customer Service Center.

**ELECTRONIC TOLL COLLECTION SYSTEM REPLACEMENT**

Design, Build and Maintain

Contract No. DB-540A

(CAS/KMS)

Lane equipment cleaning is a constant activity during this time of year. Firmware upgrades are continuing on all UPS units. In addition, UPS units are affected by the extreme cold and battery conditions are being checked. Also, all lane cameras are being checked for image clarity.

Commission Staff is working with TransCore to identify locations within the Commission's facilities for TransCore to store spare parts that are used by their technicians when responding to various in-lane toll system issues.

Commission Staff and TransCore meet monthly to review and discuss system operational and maintenance items. A weekly call also takes place to briefly review system maintenance items for the week.

**JOB ORDER CONTRACTING SERVICES**

**JOB ORDER CONTRACTING PROGRAM MANAGER**

Contract No. C-727A

(WMC/KMS)

The Gordian Group continued to provide program management services in support of the Commission's Job Order Contracting Program involving development of price proposals within the information management software as well as the construction management services in support of each individual job order.

Additional work involved the continuation of updates to the front-end bid documents as well as the Construction Task Catalog and supplementary Technical Specifications to be used to procure contractors to provide job order contracting type construction services.

**JOB ORDER CONTRACTING SERVICES**

**FOR BRIDGE, HIGHWAY, AND CIVIL WORK – NORTH REGION**

Contract No. T/TS-784A

(WMC/KMS)

Representatives from Mount Construction Company participated in a training session on June 28, 2023 involving the JOC Information Management Software, using the Construction Task Catalog and the understanding the Job Order Development Process.

**DELAWARE RIVER JOINT TOLL BRIDGE COMMISSION**

**February 23, 2026  
PROJECT STATUS REPORT**

Notice-to-Proceed was issued effective July 1, 2023.

**JOB ORDER CONTRACTING SERVICES  
FOR BRIDGE, HIGHWAY, AND CIVIL WORK – SOUTH REGION  
Contract No. T/TS-785A  
(WMC/KMS)**

Representatives from Mount Construction Company participated in a training session on June 28, 2023 involving the JOC Information Management Software, using the Construction Task Catalog and the understanding the Job Order Development Process.

Notice-to-Proceed was issued effective July 1, 2023.

**JOB ORDER CONTRACTING SERVICES  
FOR BUILDING AND FACILITY WORK – NORTH REGION  
Contract No. T/TS-786A  
(WMC/KMS)**

Representatives from Mount Construction Company participated in a training session on June 28, 2023 involving the JOC Information Management Software, using the Construction Task Catalog and the understanding the Job Order Development Process.

Notice-to-Proceed was issued effective July 1, 2023.

**JOB ORDER CONTRACTING SERVICES  
FOR BUILDING AND FACILITY WORK – SOUTH REGION  
Contract No. T/TS-787A  
(WMC/KMS)**

Representatives from A.P. Construction participated in a training session on June 28, 2023 involving the JOC Information Management Software, using the Construction Task Catalog and the understanding the Job Order Development Process.

Notice-to-Proceed was issued effective July 1, 2023.

**GENERAL ENGINEERING CONSULTANT  
2023-2026 Annual Inspections  
Contract No. C-757A  
(HMS/MEM)**

As the Commission's General Engineering Consultant (GEC), Pickering, Corts & Summerson (PCS) provided Annual Inspection Services for Toll Bridges in 2021 and 2023, and Toll-Supported bridges in 2022 and 2024. A modification to the GEC contract in November of 2024 provided PCS a second and last extension for the 2025-2026 cycle inspections.

# **DELAWARE RIVER JOINT TOLL BRIDGE COMMISSION**

**February 23, 2026**

## **PROJECT STATUS REPORT**

The 2025 Annual Inspection Report, Field Notes, and the Maintenance Report have been finalized and accepted. PCS has provided a schedule to complete the inspections for the 2026 Toll-Supported Bridges. Field inspections are anticipated to begin in March 2026 and end in June 2026.

### **TOLL PLAZA RESTRIPING**

Design

Task Order Assignment No. C-760A-6  
(JRB/SJB)

Under this Task Order Assignment (TOA) the Consultant, Remington & Vernick Engineers (RVE), is providing professional consulting services to review, analyze, provide alternatives, and prepare construction plans for revised toll plaza and approach restriping at the seven (7) traditional toll plazas.

Plans for Interstate 78 and Trenton – Morrisville were completed as part of the T-766A I-78 I-NJ Roadway Rehabilitation and Power & Communication Infrastructure Improvements project and the of T-746A Trenton – Morrisville Toll Bridge Roadway Paving and Deck Sealing Improvements project, respectively.

Due to timing of the upcoming accelerated AET conversion projects, the Commission will incorporate the new toll plaza striping with additional full facility restriping at the Easton – Phillipsburg, Portland – Columbia, and Delaware Water Gap Toll Bridges as they were last striped in 2015, 2015, and 2021, respectively.

### **TRAFFIC ENGINEERING CONSULTANT**

2021–2022/ 2023-2024 Annual Reports

Task Order Assignment No. C-761A  
(CAS/ KMS)

Commission Staff continued the 2025 Traffic Engineering Report preparation with Pennoni Engineers. 2025 traffic data from the Commission’s Toll Bridges and Toll Supported Bridges was provided to Pennoni Engineers. A resolution to accept the annual report has been prepared for the Commission’s February 2026 Commission Meeting.

### **TRAFFIC COUNT PROGRAM UPGRADE**

Contract No. DR-550A

(JRB/CAS)

Signal Service, Inc. of West Chester, PA (SS) is a member of the Pennsylvania Department of General Services COSTARS Program and installs traffic counter equipment purchased under that program.

Commission staff and Signal Service continue to monitor and reconfigure or recalibrate traffic count sensors at any bridges when needed. There are a few bridges that are problematic,

# **DELAWARE RIVER JOINT TOLL BRIDGE COMMISSION**

**February 23, 2026**

## **PROJECT STATUS REPORT**

including Uhlerstown – Frenchtown, Upper Black Eddy – Milford, and Riverton – Belvidere where narrow approach roadways coupled with steel guiderail has caused issues with radar counts.

On January 16, Signal Service, Inc., of West Chester, PA (SS) was issued a new Purchase Order for 2026 Traffic Counter Maintenance Services. As a member of the Pennsylvania Department of General Services COSTARS Program, SS will continue providing the Commission with Maintenance Services of the traffic counter radar system that was installed in 2023, including quarterly maintenance and reinstallation/recalibration after rehabilitation or other projects are completed that require relocation of the traffic counter equipment.

### **AET SYSTEM SUPPORT SERVICES**

Task Order Assignment No. C-770A-5  
(CAS/ KMS)

Under this Task Order Assignment, the RK&K team is providing is providing support services for transition of the Commission’s seven (7) toll plazas from AET In Place to full AET configurations, convert the Scudder Falls Toll Bridge to the new toll system, and implement a new electronic toll collection system. Anticipated services include working with Commission staff, its in-lane toll system provider (TransCore) and E-ZPass Customer Service Center vendor (Conduent) to transition the Commission’s existing toll operation to a new All Electronic Tolling system at each new toll gantry. This task will also include managing the coordination between Transcore and various civil design/construction teams, review of TransCore design and test documents, oversight of system testing, and post conversion transaction monitoring.

The RK&K team participated in meetings with the NH-L Toll Bridge AET construction team and TransCore to coordinate the installation and testing of the in-lane All Electronic Tolling system at this location. Further, the RK&K team is working with all parties to determine how best to accommodate additional roadway pavement replacement and coordinating this work with the tuning and testing of the newly installed AET system.

The RK&K team continues to review submittals from TransCore related to the AET system. These items include updated project schedule, System Detailed Design Documents and Design Drawings.

### **IN-LANE ALL ELECTRONIC TOLL COLLECTION SYSTEM DESIGN, BUILD & MAINTAIN**

Contract No. DB-792A  
(CAS/ KMS)

#### **SYSTEM WIDE**

Commission Staff, TransCore and the RK&K team participated in bi-weekly project status meetings. TransCore submitted the updated schedule that addressed previously provided review comments. The revised scheduled is under review by RK&K and comments will be shared with TransCore. TransCore submitted several revised chapters of the system Detailed Design

# DELAWARE RIVER JOINT TOLL BRIDGE COMMISSION

February 23, 2026

## PROJECT STATUS REPORT

Document. RK&K reviewed the documents to confirm that our comments were addressed, and the documents were finalized by TransCore. TransCore submitted the revised design drawings, which were reviewed by RK&K to confirm that previous review comments were addressed.

TransCore continues to install the toll-host servers at two separate Equinix locations.

TransCore facilitated follow-up meetings with Conduent to coordinate connectivity testing between the new in-lane toll system and the NJ Customer Service Center. TransCore submitted the CSC Integration Test Plan and review comments were provided to TransCore. Upon receipt of the revised document, it will be shared with the NJ CSC Conduent team for their review and input.

### NEW-HOPE-LAMBERTVILLE TOLL BRIDGE

TransCore mobilized to the New Hope – Lambertville Toll Bridge over two (2) consecutive weekend periods to install the new AET system. Subsequently, TransCore returns to the site as needed to install and terminate equipment cables and equipment in the IT Room that supports the AET system. Upon installation completion, TransCore will begin focusing on tuning the AET system.

TransCore staff continue to meet with the New Hope – Lambertville Toll Bridge AET Conversion construction team to discuss the construction progress and to coordinate the all-electronic-tolling equipment installation and testing schedules.

### TRENTON-MORRISVILLE TOLL BRIDGE

TransCore responded to questions from Atkins Réalis related to the T-M Toll Bridge AET design.

### NEW JERSEY E-ZPASS SERVICES

Contract No. DB-791A

(CAS/ KMS)

For the Customer Service Center Services for the New Jersey E-ZPass Group (Category A), the New Jersey Turnpike Authority (NJTA) awarded the agreements at their Board Meeting. The NJTA issued their findings from the procurement challenge, concluding that the NJTA properly determined TransCore to be the most qualified responsible proposer. Accordingly, the hearing officer recommended that the award to TransCore should be sustained and the protest of Conduent be dismissed. Contract documents were provided from the NJTA for Category A Customer Service Center Services for the New Jersey E-ZPass Group and for Category B for License Plate Review Services for the New Jersey E-ZPass Group. The documents were provided to Commission counsel for review prior to execution.

As TransCore submits various documents, they are being reviewed by the implementation team that includes North Highland and HNTB under contract with the New Jersey Turnpike

# **DELAWARE RIVER JOINT TOLL BRIDGE COMMISSION**

**February 23, 2026**

## **PROJECT STATUS REPORT**

Authority. Commission Staff are participating on their assigned implementation team meetings as needed. Meetings are held to review the business rules, the AET accounts/toll bills and the system architecture. Additionally, TransCore facilitated an initial meeting with Conduent, the current NJ CSC vendor, to discuss data migration.

The New Jersey Turnpike Authority issued a Request for Proposals for Category D Merchant Services. Proposals were received and review by the technical evaluation committee is underway. The procurement was challenged and a new procurement for these services will be completed by the NJTA in the near future.

## **NON-DESTRUCTIVE BRIDGE PIN TESTING PROGRAM**

Deterioration (corrosion) of a structural pin was found at the New Hope-Lambertville Toll-Supported bridge, during the bridge blast cleaning and painting stage of the 2024-2025 rehabilitation of the bridge. Replacement of the deteriorated pin took place, which prompted the non-destructive ultrasonic testing of the remaining 209 pins on the bridge. All results were positive.

As a result of the findings of a structural pin deterioration on the New Hope - Lambertville Toll-Supported bridge, the Commission decided to perform testing on all the structural pins in its bridge system.

## **SOUTHERN REGION BRIDGES**

Design/Testing

Contract No. C-813A

(MEM/SJB)

At the Commissions November 24, 2025 the Commission awarded his contract to Pennoni Associates (PA) of King of Prussia, PA for the not-to-exceed amount of \$1,080,103.19. This contract will test the structural pins at the following locations:

- New Hope – Lambertville Toll Bridge (US 202) (approximately 16 hanger assembly pins)
- Calhoun Street Toll-Supported Bridge (Wrought Iron - approximately 252 truss pins)
- Lumberville-Raven Rock Pedestrian Bridge (approximately 8 anchorage pins)

A kickoff meeting was held with PA on December 15, 2025. PA has initiated the preparation of the agreement documents and project schedule for submittal to the Commission.

# **DELAWARE RIVER JOINT TOLL BRIDGE COMMISSION**

**February 23, 2026**  
**PROJECT STATUS REPORT**

## **CENTRAL REGION BRIDGES**

Design/Testing  
Contract No. C-813B  
(MEM/SJB)

At the Commission's November 24, 2025 meeting, the Commission awarded this contract to Modjeski and Masters (M&M) of Mechanicsburg, Pennsylvania for a not-to-exceed amount of \$850,174.94. This contract will test the structural pins at the following locations:

- Northampton Street Toll-Supported Bridge (approximately 98 truss pins)
- Easton-Phillipsburg Toll Bridge (US 22) (approximately 74 truss pins)
- Riegelsville Toll-Supported Bridge (approx. 8 suspension cable pins, 162 suspension rod pins)

A kickoff meeting was held with M&M on January 15, 2026. M&M has initiated the preparation of the agreement documents and project schedule for submittal to the Commission.

# **DELAWARE RIVER JOINT TOLL BRIDGE COMMISSION**

**Meeting of February 23, 2026**

## **OPERATIONS**

The following Pages reflect the reports on those items assigned to the Operations Department. Each item is reported separately and page numbered accordingly.

**DELAWARE RIVER JOINT TOLL BRIDGE COMMISSION**

**Meeting of February 23, 2026**

**OPERATIONS INDEX**

**FOR**

**PUBLIC SAFETY & BRIDGE SECURITY**

<b>SUBJECT</b>	<b>DESCRIPTION</b>	<b>PAGE NUMBER</b>
Public Safety & Bridge Security	Status Reports Month of January 2026	1-21

DELAWARE RIVER JOINT TOLL BRIDGE COMMISSION  
Meeting of February 23, 2026

PUBLIC SAFETY AND BRIDGE SECURITY  
The month of January 2026

The following items represent meetings, communications, tasks, and projects involving the Public Safety and Bridge Security Department (PSBS) during the month of January 2026:

**Access Control System**

- Due to weather related events and power failures various access control systems at a few bridge facilities went offline and were restored.
- The ESS Maintenance staff continued upgrading components of the Commission's access control system and adjusting doors to ensure the security of Commission facilities.
- The Access Control System (ACS) database was audited, and pictures were updated for employees' and contractor cards.
- Various employee ACS rights were updated and changed at the supervisors' request.
- Various door alarms and ACS issues were investigated and addressed.
- The temporary badges for the New Hope-Lambertville AET conversion project are still active.

**Computer Aided Dispatch**

- Testing and updating CAD reports and records continues to make the reporting more efficient and streamlined.

**Control Center**

- PSBS Control Center (CC) continues to operate 24/7, detects, documents, and assists the regional bridges with various emergencies, traffic, and security-related incidents.
- Control Center personnel worked with Human Resources (HR) on various internal investigations.
- Control Center personnel worked with several police departments and DRJTBC personnel on various inquiries and investigations. As a result, the Control Center investigated 40 video requests.
- During the month the Control Center tracked and reported on 5 storm operations.

DELAWARE RIVER JOINT TOLL BRIDGE COMMISSION  
Meeting of February 23, 2026

PUBLIC SAFETY AND BRIDGE SECURITY  
The month of January 2026

**Bridge Security**

- On Friday, January 30, 2026, Bridge Security personnel worked with both the New Jersey and Pennsylvania State Police, along with Morrisville PD to investigate and monitor a small protest on the Calhoun Street Toll Supported Bridge.
- PSBS continued to arrange various Pennsylvania State Police (PSP) enforcement details and safety checks at Commission bridges. These details have resulted in various summonses and warnings being issued for motor vehicle violations, overweight violations and trucks being placed out of service for safety violations.
- Numerous State Police traffic details were arranged for Maintenance for lane closures and traffic safety.
- Both Toll and Bridge Security patrols continue to respond and handle various roadway, bridge and traffic incidents, accidents, and motorist aids, etc. on DRJTBC property
- PSBS completed the monthly NJSP and PSP billing processing.
- PSBS provided security details for the DRJTBC monthly Committee and Commission meetings.
- Public Safety and Bridge Security (PSBS), along with Training and Employee Safety, conducted various practical training exercises throughout all three Regions.
- Public Safety and Bridge Security (PSBS) attended the retraining and monthly WSPC Meeting.

DELAWARE RIVER JOINT TOLL BRIDGE COMMISSION  
Meeting of February 23, 2026

PUBLIC SAFETY AND BRIDGE SECURITY  
The month of January 2026

**Toll Operations**

- Personnel assisted with the coordination of cross-training Toll Officers with Bridge Security Patrols.
- Attended weekly and monthly TransCore and TransCore Maintenance meetings to ensure the Operation and Maintenance of the Toll Collection System.
- Coordinated lane closures for TransCore when needed for system updates and repairs.
- Participated in the Toll Bridge Corporal promotional process.
- Attended the Southern Operations and Facilities bi-weekly meeting, via Teams.
- New trainees at the Control Center, Toll and Toll-Supported Bridges continue to progress toward their respective squads.
- Staff participated in the TES Onboarding Training.
- Personnel held weekly Team meetings with Lieutenants and DDOT for any staff updates.
- Continued to work with TES and coordinate training for Toll and TSB Bridge Personnel.
- Public Safety and Bridge Security (PSBS), along with Training and Employee Safety, conducted various practical training exercises throughout all three Regions.
- New trainees at the Control Center, Toll and Toll-Supported Bridges continue to progress toward their respective squads.
- Continue to monitor the flow of traffic at the various toll bridges to ensure safe and efficient travel.

DELAWARE RIVER JOINT TOLL BRIDGE COMMISSION  
Meeting of February 23, 2026

PUBLIC SAFETY AND BRIDGE SECURITY  
The month of January 2026

**Electronic Security Surveillance (ESS) Maintenance**

- Responded to and closed 55 Maximo work orders for the Commission's ESS and radio systems.
- Staff upgraded Analog Camera RF01 at EP, with a new IP Camera.
- Added new access control doors at New Hope Lambertville and Scudder Falls.
- Installed and programmed new switch at NHL for the new IT room.
- Staff began building new files for the anticipated new Electronic Security and Surveillance Request for Proposals (RFP).
- Continued work with Engineering on a preliminary design for the Trenton-Morrisville fiber and camera upgrade project.
- Continued to fine tune the I-78 cameras recently installed.
- Continued working with Engineering to construct the Southern Operations & Maintenance Facilities – Trenton-Morrisville Control Center Project.
- The ESS Maintenance staff continued to work with the Regions and IT to update the Maximo radio inventory database.

DELAWARE RIVER JOINT TOLL BRIDGE COMMISSION  
Meeting of February 23, 2026

PUBLIC SAFETY AND BRIDGE SECURITY  
The month of January 2026

**Miscellaneous Items**

- PSBS personnel worked with the Training and Employee Safety Department to administer the PSBS on-boarding process.
- Public Safety and Bridge Security (PSBS), along with Training and Employee Safety, conducted various practical training exercises throughout all three Regions.
- New trainees at the Control Center, Toll and Toll-Supported Bridges continue to progress toward their respective squads.
- PSBS Staff conducted and participated in interviews for vacant Toll-Supported Bridge Monitor positions, Control Center position and promotions.
- PSBS attended and participated in the DRJTC WPSC retraining and monthly meeting.

## January 2026 NJSP/PSP DRJTBC Combined Stats

Bridges	N/R Accidents		Reportable Accidents		Motorist Assists		Other	
	NJ	PA	NJ	PA	NJ	PA	NJ	PA
Milford-Montague Toll Bridge (R0440)	0	0	0	0	0	0	0	0
Delaware Water Gap Toll Bridge (M0641)	0	0	1	2	1	1	0	4
Portland-Columbia Pedestrian TSB (M0642)	0	0	0	0	0	0	0	0
Portland-Columbia Toll Bridge (M0643)	0	0	0	0	0	1	0	2
Riverton-Belvidere Toll Supported Bridge (M0644)	0	0	0	0	0	0	0	0
Easton-Phillipsburg Toll Bridge (M0645)	0	1	1	1	1	0	0	0
Northampton St TSB (M0646)	0	0	1	0	0	0	0	2
I-78 Toll Bridge (M0646)	0	0	3	1	2	2	0	19
Riegelsville Toll Supported Bridge (M0248)	0	0	0	0	0	0	0	2
Upper BlackEddyMilford Toll Supported (M0249)	0	0	0	0	0	0	0	1
Uhlertown Frenchtown TSB (M0250)	0	0	0	0	0	0	0	0
Lumberville Raven Rock TSB Ped. (M0251)	0	0	0	0	0	0	0	0
Centre Bridge Stockton TSB (M0252)	0	0	0	0	0	0	0	1
New Hope Lambertville Toll (M0253)	0	0	1	0	0	0	0	1
New Hope Lambertville TSB (M0254)	0	1	0	0	0	0	0	1
Washington Crossing TSB (M0355)	0	2	0	0	0	0	0	2
Scudder Falls Toll (M0356)	0	0	0	0	0	0	0	1
Calhoun St TSB (M0357)	0	1	0	0	0	0	0	1
Lower Trenton TSB (M0358)	0	0	0	0	0	0	0	11
Morrisville Trenton Toll (M0359)	0	3	2	0	0	2	0	1

	Citations	Warnings	Security Checks
New Jersey State Police	16	74	637
<b>Pennsylvania State Police</b>	40	20	719

**PCAD Call Summary Report**

This report details listed CAD calls for service for DRJTBC bridges for the month of December 2025.

	<b>Motor Vehicle Stop</b>	<b>Mv-Accident</b>	<b>Property Check</b>
<b>BELVIDERE BRIDGE-WAR B150</b>	11	0	0
<b>FRENCHTOWN BRIDGE-HUN C040</b>	1	0	0
<b>LAMBERTVILLE BRIDGE-HUN C040</b>	5	0	0
<b>NORTHAMPTON ST BRIDGE-WAR B150</b>	1	1	0
<b>PHILLIPSBURG TOLL BRIDGE-WAR B110</b>	3	0	0
<b>PHILLIPSBURG TOLL BRIDGE-WAR B150</b>	7	0	0
<b>SCUDDER FALLS BRIDGE-MER C060</b>	0	0	1
<b>WASHINGTON CROSSING-MER C060</b>	1	0	0
<b>Total</b>	<b>29</b>	<b>1</b>	<b>1</b>

**PCAD Summons Summary Report**

This report details PCAD Summonses and Warnings for DRJTBC bridges for the month of November 2025

	<b>Summons</b>	<b>Warning</b>	<b>Total</b>
<b>BELVIDERE BRIDGE-WAR B150</b>	0	1	1
<b>LAMBERTVILLE BRIDGE-HUN C040</b>	3	0	3
<b>LAMBERTVILLE TOLL BRIDGE-HUN C040</b>	1	0	1
<b>MILFORD BRIDGE-HUN C040</b>	1	0	1
<b>MONTAGUE TOLL BRIDGE-SUS B050</b>	1	1	2
<b>PHILLIPSBURG TOLL BRIDGE-WAR B110</b>	0	2	2
<b>PHILLIPSBURG TOLL BRIDGE-WAR B150</b>	5	4	9
<b>STOCKTON BRIDGE-HUN C040</b>	1	0	1
<b>WASHINGTON CROSSING-MER C060</b>	1	0	1
<b>Total</b>	<b>13</b>	<b>8</b>	<b>21</b>

**e-Daily Time and Items Activity  
Summary Report**

This report details eDaily entries for DRJTBC Summonses and Warnings for B020, B110, B150, C040, and C060 between December 1st, 2025 and December 31st, 2025.

		12/2025
<b>B110</b>	<b>DRJTBC Warnings</b>	2
	<b>Total</b>	2
<b>B150</b>	<b>DRJTBC Summonses</b>	16
	<b>DRJTBC Warnings</b>	74
	<b>Total</b>	90

## **PSP DRJTBC ACTIVITY REPORT FOR: December 2025**

Relative to DRJTBC property, members of PSP investigated a total of **twelve (12)** collisions during the month of **December 2025**. Of these collisions, **eight (8)** were non-reportable crashes and there were **four (4)** reportable crashes. A total of **719** Domestic Security Checks were conducted by PSP on the twenty (20) bridges owned by the DRJTBC.

### **SUMMARY TRAFFIC ENFORCEMENT:**

TRAFFIC CITATIONS: 40  
WRITTEN WARNINGS: 146

\*MCSAP traffic citations and warnings are included in the above totals.

### **MCSAP ENFORCEMENT:**

MCSAP INSPECTIONS: 40  
TRAFFIC CITATIONS (Involving CMVs): 29  
WRITTEN WARNINGS: 126

### **INCIDENTS:**

<b>Motor Carrier Safety</b>	<b>40</b>
<b>Traffic Violation – Other</b>	<b>15</b>
<b>Disabled Motorist</b>	<b>6</b>
<b>DUI</b>	<b>0</b>
<b>Theft / Theft – Fraud/Forgery</b>	<b>0</b>
<b>Escort – Super Load – Oversize</b>	<b>0</b>
<b>Traffic Violation – Flee/Elude</b>	<b>0</b>
<b>Road Hazard – Animal – Debris</b>	<b>1</b>
<b>Request Assist – Other Agency/Local PD/Etc.</b>	<b>2</b>
<b>Refer to Other Agency/PD</b>	<b>0</b>

### **Significant Events:**

#### **PA 2025-1542674 – Reckless Endangerment**

On 12/13/2025, at approximately 1450 hours, the Pennsylvania State Police – Dublin Barracks was dispatched to the Riegelsville Toll-Supported Bridge, Riegelsville Borough, Bucks County for an incident. It was determined that a male actor drove around traffic and ignored commands to stop by Delaware River Joint Toll Bridge Commission (DRJTBC) Staff. The actor stopped his vehicle for approximately 3-4 seconds while a DRJTBC employee attired in full uniform stood in front of his vehicle. The actor then proceeded forward with the vehicle, striking the DRJTBC employee in the legs causing him to step backwards multiple times in order to maintain his balance. The actor's actions put Bridge Commission Staff in danger of serious injury. The actor remained on scene for PSP arrival. Charges to be filed at MDJ 07-3-03. Trooper David RYBICKI investigating. The Victim was not injured.

Commercial Vehicle Enforcement details were held at the Interstate 78 Toll Bridge and the Trenton - Morrisville (US-1) Toll Bridge. 45 inspections were conducted which resulted in the issuance of 17 traffic citations and 101 warnings/other violations being documented. 3 vehicles were placed Out of Service (OOS).

***Future enforcement details will continue to be conducted on the Trenton-Morrisville (US 1) Toll Bridge, the I-78 Toll Bridge, and other DRJTBC Bridges, as necessary.***

# January 2026 Overweight Crossings-Central Region

1/31/2026

Bridge	Total Turnarounds	Total Overweights	Total Manned	Total Unmanned	NJSP Response	Summons Issued	Warnings Issued	PSP Response	Citations Issued	Warnings Issued2	Local Police Response	No Response
Riverton-Belvidere	133	2	1	1	1	1	0	1	1	0	3	0
Northampton St.	490	1	1	0	1	1	0	0	0	0	1	0
Riegelsville	177	1	1	0	0	0	0	1	1	0	0	0
Uhlerstown - Frenchtown	161	1	0	1	1	0	1	0	0	0	0	0
<b>January Totals</b>												
Bridge	Total Turnarounds	Total Overweights	Total Manned	Total Unmanned	NJSP Response	Summons Issued	Warnings Issued	PSP Response	Citations Issued	Warnings Issued	Local Police Response	No Response
Riverton-Belvidere	133	2	1	1	1	1	0	1	1	0	3	0
Northampton St.	490	1	1	0	1	1	0	0	0	0	1	0
Riegelsville	177	1	1	0	0	0	0	1	1	0	0	0
Uhlerstown - Frenchtown	161	1	0	1	1	0	1	0	0	0	0	0
	0	0	0	0	0	0	0	0	0	0	0	0
<b>Year to Date Totals</b>	<b>961</b>	<b>5</b>	<b>3</b>	<b>2</b>	<b>3</b>	<b>2</b>	<b>1</b>	<b>2</b>	<b>2</b>	<b>0</b>	<b>4</b>	<b>0</b>

# January 2026 Overweight Crossings-Southern Region

1/31/2026

Bridge	Total Turnarounds	Total Overweights	Total Manned	Total Unmanned	NJSP Response	Summons Issued	Warnings Issued	PSP Response	Citations Issued	Warnings Issued2	Local Police Response	No Response
Lower Trenton	102	4	0	4	0	0	0	4	1	3	0	0
Calhoun Street	67	0	0	0	0	0	0	0	0	0	0	0
Washington Crossing	83	0	0	0	0	0	0	0	0	0	0	0
New Hope	133	0	0	0	0	0	0	0	0	0	0	0
Lambertville	80	1	0	1	1	0	1	0	0	0	0	0
Centre Bridge												
Stockton												
<b>January Totals</b>	<b>465</b>	<b>5</b>	<b>0</b>	<b>5</b>	<b>1</b>	<b>0</b>	<b>1</b>	<b>4</b>	<b>1</b>	<b>3</b>	<b>0</b>	<b>0</b>

Bridge	Total Turnarounds	Total Overweights	Total Manned	Total Unmanned	NJSP Response	Summons Issued	Warnings Issued	PSP Response	Citations Issued	Warnings Issued	Local Police Response	No Response
Lower Trenton	102	4	0	4	0	0	0	4	1	3	0	0
Calhoun Street	67	0	0	0	0	0	0	0	0	0	0	0
Washington Crossing	83	0	0	0	0	0	0	0	0	0	0	0
New Hope	133	0	0	0	0	0	0	0	0	0	0	0
Lambertville	80	1	0	1	1	0	1	0	0	0	0	0
Centre Bridge												
Stockton												
<b>Year to Date Totals</b>	<b>465</b>	<b>5</b>	<b>0</b>	<b>5</b>	<b>1</b>	<b>0</b>	<b>1</b>	<b>4</b>	<b>1</b>	<b>3</b>	<b>0</b>	<b>0</b>



Belvidere	January	February	March	April	May	June	July	August	September	October	November	December	Year to date totals
Overweight Crossings	0												0
Washington Crossing	January	February	March	April	May	June	July	August	September	October	November	December	Year to date totals
Turnarounds	83												83
NJ Side	81												81
PA Side	2												2
Overweight Crossings	0												0
Calhoun Street	January	February	March	April	May	June	July	August	September	October	November	December	Year to date totals
Turnarounds	67												67
NJ Side	41												41
PA Side	26												26
Overweight Crossings	0												0
Lower Trenton	January	February	March	April	May	June	July	August	September	October	November	December	Year to date totals
Turnarounds	102												102
NJ Side	96												96
PA Side	6												6
Overweight Crossings	4												4

## Monthly Activity Report

January 2026

Location	Bridge Checks	Overweights	Accidents	Jumpers	Disabled Vehicles	Medical Emergencies
Lower Trenton	94	4	1	0	1	0
Calhoun Street	113	0	1	0	0	0
Langhorne	62	0	0	0	0	0
Scudder Falls	145	0	2	0	2	0
Washington Crossing	97	0	0	0	0	0
New Hope	94	0	0	0	0	0
Lambertville						
Centre Bridge	81	1	0	0	0	0
Stockton						
Lumberville	47	0	0	0	0	0
RavenRock						
Uhlersown	90	1	0	0	0	0
Frenchtown						
Upper Black Eddy	86	0	0	0	0	0
Milford						
Riegelsville	152	1	0	0	0	0
Northampton St.	200	1	2	0	0	2
Riverton						
Belvidere	98	2	1	0	0	0
Portland Columbia	0	0	0	0	0	0
Totals	<b>1359</b>	<b>10</b>	<b>7</b>	<b>0</b>	<b>3</b>	<b>2</b>
<b>Yearly Totals</b>						
Location	Bridge Checks	Overweights	Accidents	Jumpers	Disabled Vehicles	Medical Emergencies
Lower Trenton	94	4	1	0	1	0
Calhoun Street	113	0	1	0	0	0
Langhorne	62	0	0	0	0	0
Scudder Falls	145	0	2	0	2	0
Washington Crossing	97	0	0	0	0	0
New Hope	94	0	0	0	0	0
Lambertville						

Location	Bridge Checks	Overweights	Accidents	Jumpers	Disabled Vehicles	Medical Emergencies
Centre Bridge Stockton	81	1	0	0	0	0
Lumberville	47	0	0	0	0	0
RavenRock Uhlersown	90	1	0	0	0	0
Frenchtown Upper Black Eddy	86	0	0	0	0	0
Milford						
Riegelsville	152	1	0	0	0	0
Northampton St.	200	1	2	0	0	2
Riverton Belvidere	98	2	1	0	0	0
Portland Columbia	0	0	0	0	0	0
Totals	<b>1359</b>	<b>10</b>	<b>7</b>	<b>0</b>	<b>3</b>	<b>2</b>

DELAWARE RIVER JOINT TOLL BRIDGE COMMISSION

MONTHLY ACTIVITY SERVICES RENDERED REPORT

BRIDGE Riverton-Belvidere

MONTH January

YEAR 2026

ACTIVITY/SERVICE	WEEK OF 4-Jan	WEEK OF 11-Jan	WEEK OF 18-Jan	WEEK OF 25-Jan	TOTAL
Hours Worked	168	168	168	201	705
Patrols	51	62	65	44	222
Overweight Crossings	0	0	0	2	2
Overweights Refused	39	22	37	35	133
Pass Through	15	14	17	8	54
Disabled Vehicles	0	0	0	0	0
Accidents	0	0	0	1	1
Police Requests	0	2	2	1	5
Fire Dept. Requests	0	0	0	0	0
EMS / First Aid Requests	0	0	0	0	0
Traffic Control	1	1	2	1	5
Jumpers / Code 100	0	0	0	0	0
Public Interactions	40	32	42	13	127
Bicycle Warnings	0	0	1	0	1
Other	14	14	13	14	55

**NOTES:**

DELAWARE RIVER JOINT TOLL BRIDGE COMMISSION

MONTHLY ACTIVITY SERVICES RENDERED REPORT

BRIDGE Northampton Street

MONTH January

YEAR 2026

ACTIVITY/SERVICE	WEEK OF 4-Jan	WEEK OF 11-Jan	WEEK OF 18-Jan	WEEK OF 25-Jan	TOTAL
Hours Worked	336	336	336	354	1362
Patrols	108	161	144	94	507
Overweight Crossings	0	1	0	0	1
Overweights Refused	111	129	127	123	490
Pass Through	4	2	7	5	18
Disabled Vehicles	0	0	1	1	2
Accidents	1	0	1	0	2
Police Requests	2	0	1	2	5
Fire Dept. Requests	1	1	1	0	3
EMS / First Aid Requests	1	0	3	2	6
Traffic Control	4	20	9	6	39
Jumpers / Code 100	0	0	1	0	1
Public Interactions	39	96	91	39	265
Bicycle Warnings	7	7	22	13	49
Other	21	21	19	17	78

**NOTES:**

DELAWARE RIVER JOINT TOLL BRIDGE COMMISSION

MONTHLY ACTIVITY SERVICES RENDERED REPORT

BRIDGE Riegelsville

MONTH January

YEAR 2026

ACTIVITY/SERVICE	WEEK OF 4-Jan	WEEK OF 11-Jan	WEEK OF 18-Jan	WEEK OF 25-Jan	TOTAL
Hours Worked	336	336	336	384	1392
Patrols	106	139	145	110	500
Overweight Crossings	0	0	0	1	1
Overweights Refused	36	41	49	51	177
Pass Through	0	2	7	2	11
Disabled Vehicles	0	0	0	0	0
Accidents	0	0	0	0	0
Police Requests	0	0	0	0	0
Fire Dept. Requests	0	0	0	0	0
EMS / First Aid Requests	0	0	0	0	0
Traffic Control	6	4	0	22	32
Jumpers / Code 100	0	0	0	0	0
Public Interactions	26	31	26	35	118
Bicycle Warnings	0	0	1	0	1
Other	18	28	26	29	101

**NOTES:**

DELAWARE RIVER JOINT TOLL BRIDGE COMMISSION

MONTHLY ACTIVITY SERVICES RENDERED REPORT

BRIDGE Upper Black Eddy-Milford

MONTH January

YEAR 2026

ACTIVITY/SERVICE	WEEK OF 4-Jan	WEEK OF 11-Jan	WEEK OF 18-Jan	WEEK OF 25-Jan	TOTAL
Hours Worked	96	96	120	152	464
Patrols	28	39	46	38	151
Overweight Crossings	0	0	0	0	0
Overweights Refused	0	0	0	0	0
Pass Through	0	0	0	0	0
Disabled Vehicles	0	0	0	0	0
Accidents	0	0	0	0	0
Police Requests	0	0	0	0	0
Fire Dept. Requests	0	0	0	0	0
EMS / First Aid Requests	0	0	0	0	0
Traffic Control	0	0	0	0	0
Jumpers / Code 100	0	0	0	0	0
Public Interactions	16	29	11	28	84
Bicycle Warnings	0	0	0	0	0
Other	8	7	8	10	33

**NOTES:**

DELAWARE RIVER JOINT TOLL BRIDGE COMMISSION

MONTHLY ACTIVITY SERVICES RENDERED REPORT

BRIDGE Uhlerstown-Frenchtown

MONTH January

YEAR 2026

ACTIVITY/SERVICE	WEEK OF 4-Jan	WEEK OF 11-Jan	WEEK OF 18-Jan	WEEK OF 25-Jan	TOTAL
Hours Worked	168	168	192	236	764
Patrols	33	76	80	61	250
Overweight Crossings	0	1	0	0	1
Overweights Refused	32	47	26	56	161
Pass Through	10	17	9	16	52
Disabled Vehicles	0	0	0	0	0
Accidents	0	0	0	0	0
Police Requests	0	0	0	0	0
Fire Dept. Requests	0	0	0	0	0
EMS / First Aid Requests	0	0	0	0	0
Traffic Control	12	0	1	1	14
Jumpers / Code 100	0	0	0	0	0
Public Interactions	30	14	10	30	84
Bicycle Warnings	0	0	0	0	0
Other	6	8	9	15	38

**NOTES:**

DELAWARE RIVER JOINT TOLL BRIDGE COMMISSION

MONTHLY ACTIVITY SERVICES RENDERED REPORT

BRIDGE Portland-Columbia Pedestrian

MONTH January

YEAR 2026

ACTIVITY/SERVICE	WEEK OF 4-Jan	WEEK OF 11-Jan	WEEK OF 18-Jan	WEEK OF 25-Jan	TOTAL
Hours Worked	0				0
Patrols	0				0
Overweight Crossings	0				0
Overweights Refused	0				0
Pass Through	0				0
Disabled Vehicles	0				0
Accidents	0				0
Police Requests	0				0
Fire Dept. Requests	0				0
EMS / First Aid Requests	0				0
Traffic Control	0				0
Jumpers / Code 100	0				0
Public Interactions	0				0
Bicycle Warnings	0				0
Other	0				0

**NOTES:**

DELAWARE RIVER JOINT TOLL BRIDGE COMMISSION

MONTHLY ACTIVITY SERVICES RENDERED REPORT

BRIDGE Centre-Bridge Stockton

MONTH January

YEAR 2026

ACTIVITY/SERVICE	WEEK OF 10-Jan	WEEK OF 17-Jan	WEEK OF 24-Jan	WEEK OF 31-Jan	TOTAL
Hours Worked	180	144	120	108	552
Patrols	78	61	45	16	200
Overweight Crossings	1	0	0	0	1
Overweights Refused	20	21	20	19	80
Pass Through	4	4	3	0	11
Disabled Vehicles	0	0	0	0	0
Accidents	0	0	0	0	0
Police Requests	1	0	0	0	1
Fire Dept. Requests	0	0	0	0	0
EMS / First Aid Requests	0	0	0	0	0
Traffic Control	14	10	18	10	52
Jumpers / Code 100	0	0	0	0	0
Public Interactions	88	59	71	17	235
Bicycle Warnings	6	4	0	0	10
Other	0	0	0	0	0

**NOTES:**

DELAWARE RIVER JOINT TOLL BRIDGE COMMISSION

MONTHLY ACTIVITY SERVICES RENDERED REPORT

BRIDGE New Hope - Lambertville

MONTH January

YEAR 2026

ACTIVITY/SERVICE	WEEK OF 10-Jan	WEEK OF 17-Jan	WEEK OF 24-Jan	WEEK OF 31-Jan	TOTAL
Hours Worked	468	336	336	336	1476
Patrols	141	103	85	56	385
Overweight Crossings	0	0	0	0	0
Overweights Refused	41	36	36	20	133
Pass Through	12	23	6	5	46
Disabled Vehicles	0	0	0	0	0
Accidents	0	0	0	0	0
Police Requests	0	0	0	0	0
Fire Dept. Requests	0	0	0	0	0
EMS / First Aid Requests	0	0	0	0	0
Traffic Control	27	9	30	7	73
Jumpers / Code 100	0	0	0	0	0
Public Interactions	364	257	247	113	981
Bicycle Warnings	5	2	1	1	9
Other	0	0	0	0	0

**NOTES:**

DELAWARE RIVER JOINT TOLL BRIDGE COMMISSION

MONTHLY ACTIVITY SERVICES RENDERED REPORT

BRIDGE Washington Crossing

MONTH January

YEAR 2026

ACTIVITY/SERVICE	WEEK OF 10-Jan	WEEK OF 17-Jan	WEEK OF 24-Jan	WEEK OF 31-Jan	TOTAL
Hours Worked	240	156	156	156	708
Patrols	54	31	34	20	139
Overweight Crossings	0	0	0	0	0
Overweights Refused	20	23	25	15	83
Pass Through	3	4	4	2	13
Disabled Vehicles	0	0	0	0	0
Accidents	0	0	0	0	0
Police Requests	0	0	0	1	1
Fire Dept. Requests	0	0	0	0	0
EMS / First Aid Requests	0	0	0	0	0
Traffic Control	24	26	33	13	96
Jumpers / Code 100	0	0	0	0	0
Public Interactions	16	17	10	23	66
Bicycle Warnings	0	2	0	0	2
Other	0	0	0	0	0

NOTES:

DELAWARE RIVER JOINT TOLL BRIDGE COMMISSION

MONTHLY ACTIVITY SERVICES RENDERED REPORT

BRIDGE Calhoun Street

MONTH January

YEAR 2026

ACTIVITY/SERVICE	WEEK OF 10-Jan	WEEK OF 17-Jan	WEEK OF 24-Jan	WEEK OF 31-Jan	TOTAL
Hours Worked	444	296	296	296	1332
Patrols	87	51	61	21	220
Overweight Crossings	0	0	0	0	0
Overweights Refused	16	18	18	15	67
Pass Through	3	2	8	1	14
Disabled Vehicles	0	0	0	1	1
Accidents	0	0	1	0	1
Police Requests	0	0	0	0	0
Fire Dept. Requests	0	0	0	0	0
EMS / First Aid Requests	0	0	0	0	0
Traffic Control	0	0	4	10	14
Jumpers / Code 100	0	0	0	0	0
Public Interactions	4	4	3	12	23
Bicycle Warnings	0	8	1	7	16
Other	0	0	0		0

**NOTES:**

DELAWARE RIVER JOINT TOLL BRIDGE COMMISSION

MONTHLY ACTIVITY SERVICES RENDERED REPORT

BRIDGE Lower Trenton

MONTH January

YEAR 2026

ACTIVITY/SERVICE	WEEK OF 10-Jan	WEEK OF 17-Jan	WEEK OF 24-Jan	WEEK OF 31-Jan	TOTAL
Hours Worked	248	152	180	228	808
Patrols	164	131	126	0	421
Overweight Crossings	1	1	1	1	4
Overweights Refused	23	26	28	25	102
Pass Through	0	1	5	25	31
Disabled Vehicles	0	0	0	1	1
Accidents	0	0	0	1	1
Police Requests	0	1	0	0	1
Fire Dept. Requests	0	0	0	0	0
EMS / First Aid Requests	0	0	0	0	0
Traffic Control	0	1	3	8	12
Jumpers / Code 100	0	0	0	0	0
Public Interactions	26	12	33	4	75
Bicycle Warnings	11	3	13	2	29
Other	0	0	0	0	0

NOTES:

DELAWARE RIVER JOINT TOLL BRIDGE COMMISSION

MONTHLY ACTIVITY SERVICES RENDERED REPORT

BRIDGE Lumberville - Raven Rock

MONTH January

YEAR 2026

ACTIVITY/SERVICE	WEEK OF 10-Jan	WEEK OF 17-Jan	WEEK OF 24-Jan	WEEK OF 31-Jan	TOTAL
Hours Worked	0	0	0	0	0
Patrols	12	18	8	9	47
Overweight Crossings	0	0	0	0	0
Overweights Refused	0	0	0	0	0
Pass Through	0	0	0	0	0
Disabled Vehicles	0	0	0	0	0
Accidents	0	0	0	0	0
Police Requests	0	0	0	0	0
Fire Dept. Requests	0	0	0	0	0
EMS / First Aid Requests	0	0	0	0	0
Traffic Control	0	0	0	0	0
Jumpers / Code 100	0	0	0	0	0
Public Interactions	0	0	0	0	0
Bicycle Warnings	0	0	0	0	0
Other	0	0	0	0	0

**NOTES:**

**DELAWARE RIVER JOINT TOLL BRIDGE COMMISSION**

**Meeting of February 23, 2026**

**OPERATIONS INDEX  
FOR  
MAINTENANCE & FLEET**

<b>SUBJECT</b>	<b>DESCRIPTION</b>	<b>PAGE NUMBER</b>
Maintenance & Fleet	Status Reports Month of January 2026	1

## **DELAWARE RIVER JOINT TOLL BRIDGE COMMISSION**

**Meeting of February 23, 2026**

### **Maintenance**

#### **Trenton-Morrisville – SRMC**

Sweep RT 1

Clean the floors at LH good house keeping

Removed graffiti down in Trenton in# 2025 00003230

Worked on highway lights down TM found Multiple shorts on the highway 4 days straight

Installed 2 light poles on the 12th RT1S pa Ave ramp and in lane 1 a double head light

Installed locks on toll lane doors on the 14th

Found a gas leak here at LH had that work on by contractors on the 15th

Had a snowstorm 25/26

Cleaning trucks and building from storm

Installed a shelf at TM ops building in janitor closet

Had a traffic signal box get hit by a contractor from the state. Armor and son came out and repaired it /waiting on a new box

Removed signs down at LT that engineering asks us to do

#### **Scudder Falls**

Swept 295

Installed a sign at the AET Driveway for the safety committee

Completed the toll increase overlays on 295

Cleaned two areas adjacent to the foot walk

Repaired a foot walk railing broken bracket

Hooked up electric for the state police cameras on 295 East

Filled three holes in the wetland for engineering

Worked multiple snowstorms

#### **New Hope-Lambertville**

Assisted TM maintenance with lights at Rt.1.

Assisted PKF with slowdowns to work on steel plates on 202 SB.

Patched potholes 202 NB / SB.

Cleaned lights in the admin building at NHL.

Storm prep and storm cleanup.

## **I-78**

Made new vinyl letter signs for entrance to welcome center  
Painted restroom doors in welcome center with new signs  
Sign shop made 30+ ramp sign for northern region and NH  
Started prepping tractors for spring  
New starter in custodial gator  
Fixed leak on water heater in admin building  
Installed Motorola radio in PC sweeper  
Installed new backsplash in maintenance kitchen  
90% of facility inspection report has been completed  
All water coolers/ ice machines/and fuel pump filters

## **Easton-Phillipsburg**

Installed new vanity / sink @ Frenchtown shelter  
Cut tree and removed debris from east end of property  
Repaired toilet in admin building.  
Repaired headache bar @ Belvidere NJ (incident # 2026-00000140)  
Repaired lift gate on F250  
Currently painting offices on 3rd floor of admin building  
Repaired EZPass sign on ramp before toll

## **Portland-Columbia**

Storm # 20, 21, 22, 26-02, 03  
Install plate over hole in pedestrian bridge deck per engineering  
Repair circulating pump for building heat in basement  
Make drop chute for salt spreader on Mack truck  
Install sign overlays for toll increase  
Remove overlays on toll booths and install new toll rate signs  
Meet with engineers for inspection of hole in pedestrian bridge deck  
Patch concrete spalls on pedestrian bridge deck  
Took Mack PC 13 to trans edge for DEF tank sensor repair  
Replace light for crosswalk in front of Admin building  
Replace fascia on storage building on hill  
Repaint door and replace door closure on door 132 to garage  
Received delivery of 400 tons of salt

## **Delaware Water Gap**

Replaced toll booth window from incident #20253080

## **Delaware Water Gap (continued)**

Replaced lift cylinder on automotive two post lift  
Had all water drip pans replaced on 3 garage heaters  
Repaired toll booth damage from incident #20253080  
Fluid filmed all salt trucks  
Winter storms 20,21,22-2026 2,3  
Over laid over head signs for toll increase  
Hung toll increase signs in toll booths  
Remover man savers and chains from toll islands  
Installed security door in EZ PASS room  
Filled potholes in ORT lane  
Painted janitor closet walls

## **Milford-Montague**

Installed toll rate increase overlays of NJ approach sign and toll booths.  
Picked up two pallets of safety step from PC.  
Storm #'s 19,20,21,22 of 2025  
Storm of 2026 #'s 02,03,04, and 05  
Spot salting incident #2026-00000098  
Torch cart got wire brushed and painted  
6 jack stands for mechanic shop got wire brushed and painted  
Roller stands for band saw, got wire brushed and painted  
Yellow landscape trailer SG21476, scraped the rusted areas, primed, and painted.  
RMS and MM mechanic diagnosed DWG loader emission issue.  
Rebuilt frozen snowplow shoes on Mack  
New cutting edge on Dodge plow  
Ordered 250 Tons of salt from Morton – waiting on delivery

## **Fleet Department**

### **Highlights**

- All new assets accounted for in Maximo with appropriate registration and insurances as required.
- Updated insurance cards are still being distributed for all DRJTBC vehicles.
- Kenworth NHL cone/ TMA vehicle has been delivered to NHL facility and is in service.
- All items under 2025 V&E Capital budget have been received except for two. Two Mack Plow Spreader trucks (DWG & I78 facilities) remain outstanding.
- Trius has begun upfitting of two Mack plow spreader vehicles. ETA is second QTR 2026. They are waiting for the delivery of bodies.

### **Repairs**

- I78- Cable ordered for F250 lighting.
- MM- Replacement starter ordered for pickup.
- I78- Mushroom shoe bracket ordered for Mack Plow truck.

#### **Miscellaneous Items**

- Recalls received and forwarded to RMS to schedule and complete.
- Registration renewals submitted as needed. DMV has multiple vehicles in backlog regarding registrations. Fleet is in communication with NJ DMV weekly regarding the outstanding overdue items.
- Added new vehicles/ equipment to Fleet insurance as needed.
- Supplied accounting with new asset spread sheets.







## Totals for all January Storms 2026

	MM	DWG	PC	EP	I-78	NHL	TM / SF	Totals
<b>Salt</b>	124 tons	273 tons	193 tons	211 tons	320 tons	488 tons	355 tons / 410 tons	<b>2,374 Tons</b>
<b>Mag Chloride</b>	790 gal	750 gal	1,030 gal	0	720 gal	1580 gal	0 / 450 gal	<b>5,320 Gal.</b>
<b>Safety Step</b>	52 bags	29 bags	39 bags	82 bags	38 bags	137 bags	90 bags / 86 bags.	<b>553 Bags</b>
<b>Brine</b>	200 gal	675 gal.	475 gal	382 gal	2500 gal	275 gal	1300 gal. / 1250 gal.	<b>7,057 Gal.</b>
<b>Fuel</b>	315 gal	791 gal.	399 gal	743 gal	697 gal	612 gal	799 gal. / 1095 gal.	<b>5,451 Gal.</b>
<b>OT</b>	241 hrs.	407 hrs.	244 hrs.	545 hrs.	448 hrs.	446 hrs.	708 hrs.	<b>2,819 Hrs.</b>
<b># of events</b>	4	5	4	4	4	4	4	

### NR: Equipment Breakdowns

MM: hydraulic fluid low on dump bed, hydraulic hose leaking - Fixed and put back into service - replaced spreader auger motor

### CR: Equipment Breakdowns

EP: Truck brake chambers failed - Borrowed Mack from SR during storm - Truck has been put back into service

### SR: Equipment Breakdowns

TM; Flat tire - Fixed and put back in service