

DELAWARE RIVER
JOINT TOLL BRIDGE COMMISSION
MINUTES
MEETING OF APRIL 28, 2025

DELAWARE RIVER JOINT TOLL BRIDGE COMMISSION

MEMBERS OF THE COMMISSION

NEW JERSEY

HONORABLE ALADAR KOMJATHY

Chairman

HONORABLE MICHAEL B. LAVERY

HONORABLE WALTER ORCUTT

HONORABLE LORI CIESLA

HONORABLE YUKI MOORE LAURENTI

Treasurer

PENNSYLVANIA

HONORABLE PAMELA JANVEY

Vice Chair

HONORABLE DANIELLA YOUNG

HONORABLE ISMAIL A. SHAHID

HONORABLE DANIEL GRACE

HONORABLE JOHN D. CHRISTY

Secretary

DELAWARE RIVER JOINT TOLL BRIDGE COMMISSION

STANDING COMMITTEES

FINANCE, INSURANCE MANAGEMENT AND OPERATIONS

PENNSYLVANIA: Janvey, Shahid

NEW JERSEY: Ciesla, Komjathy*

PROJECTS, PROPERTY AND EQUIPMENT

PENNSYLVANIA: Christy*, Young

NEW JERSEY: Lavery, Orcutt

PROFESSIONAL SERVICES

PENNSYLVANIA: Christy, Janvey

NEW JERSEY: Komjathy*, Orcutt

PERSONNEL

PENNSYLVANIA: Young, Grace*

NEW JERSEY: Laurenti, Komjathy

AUDIT COMMITTEE

PENNSYLVANIA: Janvey, Shahid*

NEW JERSEY: Laurenti, Lavery

ADMINISTRATIVE COMMITTEE

PENNSYLVANIA: Grace, Shahid

NEW JERSEY: Ciesla, Laurenti*

Chairman and Vice Chair are Ex-Officio of All Committees

*Chairperson of Committee

DELAWARE RIVER JOINT TOLL BRIDGE COMMISSION
RECAPITULATION OF COMMITTEE MEMBERSHIP

| | | |
|-----------------|-----|--------------------------------------------------------|
| Lavery | (1) | Projects, Property and Equipment |
| | (2) | Audit Committee |
| Laurenti | (1) | Personnel |
| | (2) | Audit Committee |
| | (3) | Administrative Committee (Chairperson) |
| Orcutt | (1) | Projects, Property and Equipment |
| | (2) | Professional Services |
| Ciesla | (1) | Finance, Insurance Management Operations |
| | (2) | Administrative Committee |
| Komjathy | (1) | Ex-Officio of all Committees |
| | (2) | Finance, Insurance Management Operations (Chairperson) |
| | (3) | Professional Services (Chairperson) |
| | (4) | Personnel |
| Janvey | (1) | Ex-Officio of all Committees |
| | (2) | Finance, Insurance Management and Operations |
| | (3) | Audit Committee |
| | (4) | Professional Services |
| Grace | (1) | Administrative Committee |
| | (2) | Personnel Committee (Chairperson) |
| Christy | (1) | Projects, Property and Equipment (Chairperson) |
| | (2) | Professional Services |
| Young | (1) | Projects, Property and Equipment |
| | (2) | Personnel |
| Shahid | (1) | Finance, Insurance Management Operations |
| | (2) | Audit Committee (Chairperson) |
| | (3) | Administrative Committee |

DELAWARE RIVER JOINT TOLL BRIDGE COMMISSION

PROFESSIONAL ASSOCIATES

CONSULTING ENGINEERS

PICKERING, CORTS & SUMMERSON, INC.
Newtown, Pennsylvania

GENERAL COUNSEL

ARCHER
Philadelphia, Pennsylvania

FLORIO, PERRUCCI, STEINHARDT & CAPPELLI
Phillipsburg, New Jersey

LABOR COUNSEL

STRADLEY, RONON
Philadelphia, Pennsylvania

CHISEA, SHAHINIAN & GIANTOMASI
West Orange, New Jersey

AUDITOR

MERCADIEN, P.C.
Hamilton, New Jersey

FINANCIAL ADVISOR

ACACIA FINANCIAL GROUP
Mt. Laurel, New Jersey

COMMUNICATIONS CONSULTANT

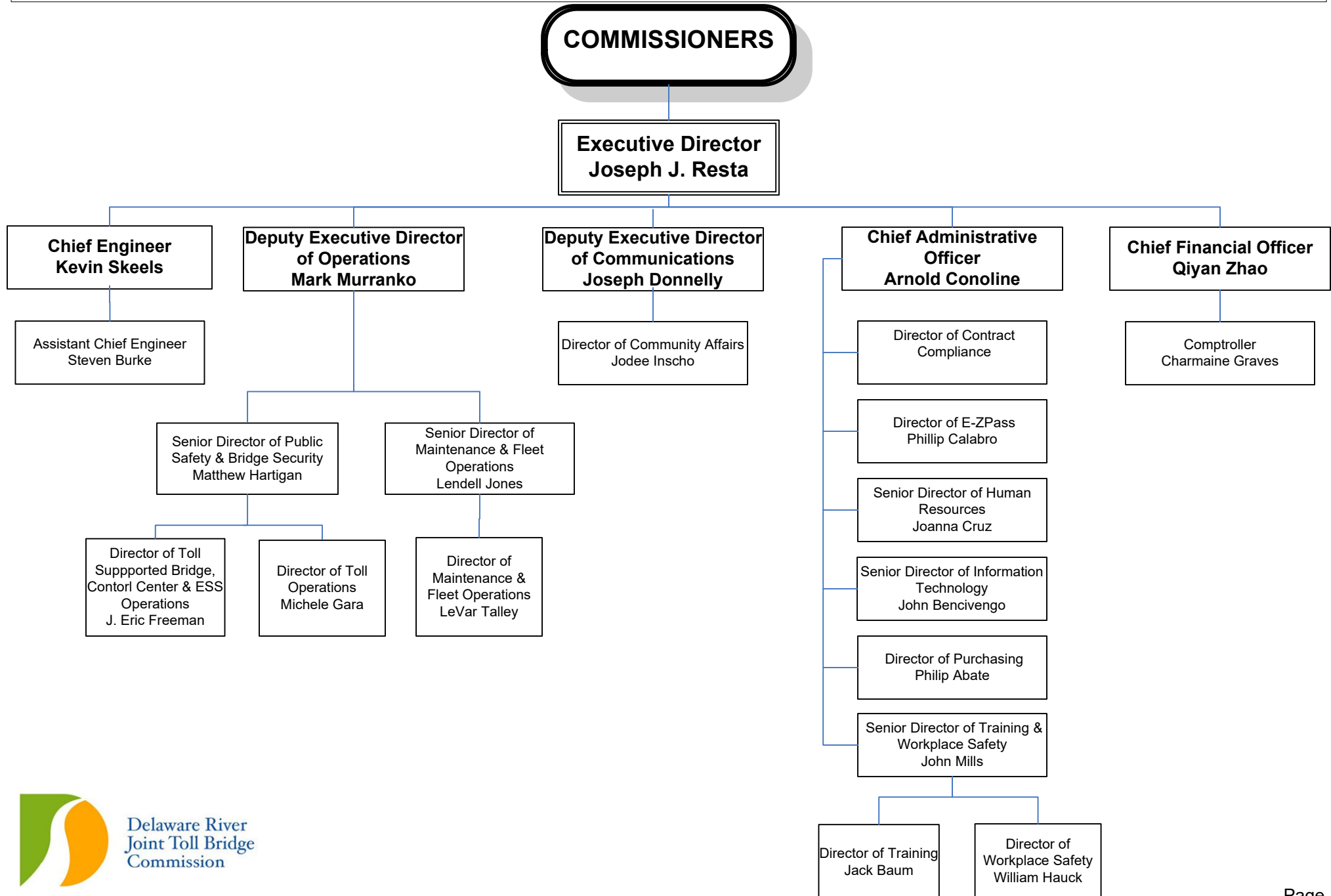
BELLEVUE COMMUNICATIONS
Philadelphia, Pennsylvania

INVESTMENT ADVISOR

STONERIDGE PMG ADVISORS, LLC
Radnor, Pennsylvania

DELAWARE RIVER JOINT TOLL BRIDGE COMMISSION

ORGANIZATION CHART



DELAWARE RIVER JOINT TOLL BRIDGE COMMISSION

Meeting of April 28, 2025

INDEX TO MINUTES

| | PAGE |
|------------------------------------------------------------------------------------------------------------------------------------------------------------------------------------------------------------------------------------------------------------------------------------------|-------|
| 1. Call to Order..... | 1 |
| 2. Appearances..... | 1 - 2 |
| 3. Roll Call..... | 2 |
| 4. Welcome Remarks of the Executive Director | 2 |
| 5. Introduction of Comments from the Public..... | 2 |
| 6. Executive Director's Report..... | 2 - 3 |
| 7. Approval of Minutes for Commission Meeting held March 31, 2025..... | 2 - 5 |
| 8. Approval of Operations Report-Month of March 2025..... | 5 |
| 9. 2025 -2026 Capital Plan Amendment, Capital Project 2219A Underwater Substructure Improvements-All Regions; Capital Project 2016A NH-L TB All Electronic Tolling; and Capital Project 2120A New Hope-Lambertville TB PA Abutment Backwall Replacement- Approval..... | 5 - 6 |
| 10. New Hope-Lambertville Toll Bridge All Electronic Tolling (AET) Conversion & PA Abutment Backwall Replacement CM/CI Services, Contract CM-754A, Award of Contract..... | 6 - 7 |
| 11. New Hope-Lambertville Toll Bridge All Electronic Tolling (AET) Conversion & PA Abutment Backwall Replacement, Construction Contract T-754A-Award of Contract | 7 |
| 12. Appointment of John Kehoe to Toll-Supported Bridge Monitor II, Southern Region..... | 7 - 8 |

DELAWARE RIVER JOINT TOLL BRIDGE COMMISSION

Meeting of April 28, 2025

| | |
|-----------------------------------------------------------------------------------------------------|---------|
| 13. Appointment of Joshua Rosenblum to Toll-Supported Bridge Monitor II, Southern Region..... | 8 |
| 14. Appointment of Jamie Zawierucha to Toll-Supported Bridge Monitor II, Southern Region..... | 8 - 9 |
| 15. Appointment of Rodoberto Matos to Toll-Supported Bridge Monitor II, Southern Region..... | 9 |
| 16. Appointment of Christina O’Feri Yeboah To Toll-Supported Bridge Monitor II, Central Region..... | 9 - 10 |
| 17. Appointment of Roshane Walker to Toll-Supported Bridge Monitor II, Central Region..... | 10 |
| 18. Appointment of Jason Wolff to Toll Bridge Monitor II, Northern Region..... | 10 - 11 |
| 19. Appointment of Kyle Overfield to Toll Bridge Monitor II, Northern Region..... | 11 |
| 20. Transfer of Anthony Savelli to Toll Bridge Monitor I, Northern Region..... | 11 - 12 |
| 21. Appointment of Scott Sheldon to Toll Bridge Monitor II, Northern Region..... | 12 |
| 22. Promotion of Eric Ritts to Maintenance Worker III, Southern Region | 12 - 13 |
| 23. Appointment of Adam Guderian to Maintenance Worker III, Central Region..... | 13 |
| 24. Appointment of Ryan Potter to Control Center Monitor II..... | 13 - 14 |
| 25. Appointment of Darren Ellis to ESS Support Technician..... | 14 |
| 26. Promotion of Public Safety & Bridge Security Employee (1) Individual..... | 14 - 15 |

DELAWARE RIVER JOINT TOLL BRIDGE COMMISSION

Meeting of April 28, 2025

| | |
|------------------------------------------------------------------------------------------------------------|---------|
| 27. Approval of Retirement Benefits, Michael Byrne, Senior Toll Auditor..... | 15 |
| 28. Approval of Retirement Benefits, Gwen Flynn, Administrative Generalist..... | 15 - 16 |
| 29. Approve Payment of Invoices, Florio, Perrucci, Steinhardt and Cappelli, NJ General Counsel | 16 |
| 30. Approve Payment of Invoices, Archer Law, PA General Counsel..... | 16 - 17 |
| 31. Approve Payment of Invoices, Stradley Ronon, PA Labor Counsel..... | 17 |
| 32. Invite Any Comments from the Public..... | 17 - 18 |
| 33. Scheduling of the May 19, 2025 “Annual Meeting” | 18 - 19 |
| 34. Adjournment..... | 19 |

DELAWARE RIVER JOINT TOLL BRIDGE COMMISSION
Meeting of April 28, 2025

CALL TO ORDER

The Regular Monthly Meeting of the Delaware River Joint Toll Bridge Commission was called to order at the Scudder Falls Administration Building via Microsoft Teams and in person on Monday, April 28, 2025, at 10:42 a.m. pursuant to notice properly forwarded to each member in compliance with the by-laws. Joseph J. Resta, Executive Director presided at this meeting.

APPEARANCES:

COMMISSION MEMBERS:

Hon. Pamela Janvey (Pennsylvania)
Hon. Michael Lavery (New Jersey)
Hon. John Christy (Pennsylvania)
Hon. Daniella Young (Pennsylvania)
Hon. Walter Orcutt (New Jersey)
Hon. Yuki Moore Laurenti (New Jersey)
Hon. Ismail Shahid (Pennsylvania)

COMMISSION MEMBERS ABSENT:

Hon. Aladar Komjathy (New Jersey)
Hon. Daniel Grace (Pennsylvania)
Hon. Lori Ciesla (New Jersey)

COMMISSION COUNSEL:

Jonathan Bloom, Stradley Ronon, Pennsylvania
Shelley Smith, Archer Law, Pennsylvania
Seth Tipton, Florio, Perrucci Steinhardt & Cappelli, New Jersey
Brian O'Neill, Chiesa, Shahinian & Giantomasi, New Jersey

GOVERNORS' REPRESENTATIVES:

Dorian Smith, NJ Governor's Office
Anthony Luker, PA Governor's Office

COMMISSION STAFF MEMBERS:

Arnold Conoline, Chief Administrative Officer
Kevin Skeels, Chief Engineer
Qiyen (Tracy) Zhao, Chief Financial Officer
Joseph Donnelly, Deputy Executive Director of Communications

DELAWARE RIVER JOINT TOLL BRIDGE COMMISSION
Meeting of April 28, 2025

Charmaine Graves, Comptroller
Mark Murranko, Deputy Executive Director of Operations
Joanna Cruz, Human Resources Director
Jodee Inscho, Director of Community Affairs
Donna Tronolone, Administrative Generalist, Executive Office
Heather McConnell, Executive Administrative Generalist/Commissioner Liaison

PROFESSIONAL ASSOCIATES:

Pete Peterson, Bellevue Associates
Alex Styer, Bellevue Associates

OTHERS:

Ron Smolow, Upper Makefield Township PA.

ROLL CALL

Joseph Resta, Executive Director, in his capacity as Secretary for this Meeting called the roll, and at the conclusion thereof, reported that there was a quorum present-there being four members present from the Commonwealth of Pennsylvania and three members present from the State of New Jersey.

WELCOMING REMARKS OF THE EXECUTIVE DIRECTOR

Executive Director Resta welcomed those persons whose identities are set forth hereinabove under "Appearances".

INTRODUCE ANY COMMENTS FROM THE PUBLIC

Executive Director Resta addressed the meeting and said:

This is the portion of the meeting where we welcome comments on today's agenda. There will also be a point in the meeting later on for new business comments, so are there any comments on today's agenda? Procedures for public comment are as follows: Speakers will be allowed one three-minute time frame to provide comment. There will be no repeat speakers and no yielding time to another speaker. So, folks wishing to make comments on today's agenda? Hearing none .

EXECUTIVE DIRECTOR'S REPORT

Good morning, commissioners, we have numerous resolutions for your consideration today, so I will keep my remarks brief. The Commission's auditor, SB & Company, has completed its field work for the 2024 Audit, which will be presented to the board for adoption in the coming months in accordance with the Commission's bond indenture. After adoption, the independent audit will be available to the public on our DRJTBC website. There are (3) three resolutions for your

DELAWARE RIVER JOINT TOLL BRIDGE COMMISSION
Meeting of April 28, 2025

consideration today concerning the hard conversion of the New Hope-Lambertville Toll Bridge to an open-road, all-electronic, or AET facility. The resolutions are a capital budget amendment, construction management / construction inspection contract, and construction contract. This project is critical to the Commission's conversion to AET as it is the first plaza to demonstrate what is expected to be a prototypical design element and sequencing of the construction of a toll gantry with the replacement of the in-lane toll system, along with demolition of the toll booths. In addition, commission staff will be working on a plan of finance in the coming months to present to commissioners for the six remaining toll bridges. We have several personnel actions for consideration today, we ask for your support as we move towards a full complement of staffing.

Thank you, commissioners, that concludes my report. Madam Vice Chair, we are going to move onto our resolutions for consideration today, the first of which are general items requiring Commission action.

APPROVAL OF MINUTES FOR COMMISSION MEETING MARCH 31, 2025

R: 5151-04-25-ADM-01-04-25

Executive Director Resta addressed the meeting and requested the adoption of a Resolution approving the Minutes of the Commission Meeting held March 31, 2025.

At the conclusion of the review, Vice Chair Janvey moved and Commissioner Laurenti seconded the adoption of the following Resolution:

"RESOLVED: by the Delaware River Joint Toll Bridge Commission at its Regular Meeting assembled this 28th Day of April 2025 that the Minutes of the Commission Meeting held on March 31, 2025, be adopted and the same hereby are approved."

Executive Director Resta reported that there were three affirmative votes from New Jersey, and four affirmative votes from Pennsylvania.

Executive Director Resta then invited any further questions on the Resolution. No further questions were presented, and the Resolution was unanimously adopted.

Commissioner Laurenti addressed the meeting and said:

Second. And actually, one question, Mr. Resta. Did you want to take a roll call?

Executive Director Resta addressed the meeting and said:

Thank you. Yes, I do want to take a roll call. We will start with New Jersey commissioners. Commissioner Komjathy is absent. Commissioner Laurenti?

Commissioner Laurenti addressed the meeting and said:

Here.

DELAWARE RIVER JOINT TOLL BRIDGE COMMISSION
Meeting of April 28, 2025

Executive Director Resta addressed the meeting and said:

Commissioner Lavery?

Commissioner Lavery addressed the meeting and said:

Here.

Executive Director Resta addressed the meeting and said:

Commissioner Ciesla? Commissioner Orcutt?

Commissioner Orcutt addressed the meeting and said:

Present.

Executive Director Resta addressed the meeting and said:

Pennsylvania commissioners. Commissioner Janvey?

Vice Chair Janvey addressed the meeting and said:

Here.

Executive Director Resta addressed the meeting and said:

Commissioner Grace is absent. Commissioner Christy?

Commissioner Christy addressed the meeting and said:

Here.

Executive Director Resta addressed the meeting and said:

Commissioner Shahid?

Commissioner Shahid addressed the meeting and said:

Here.

Executive Director Resta addressed the meeting and said:

Commissioner Young?

DELAWARE RIVER JOINT TOLL BRIDGE COMMISSION
Meeting of April 28, 2025

Commissioner Young addressed the meeting and said:

Here.

Executive Director Resta addressed the meeting and said:

Thank you. Madam vice chair, we have a quorum present. Thank you, Commissioner Laurenti, for the reminder. Now we will move onto resolutions requiring Commission action. Resolution ADM 010425, approval of minutes of regular Commission meeting held March 31, 2025. Commissioner Janvey made the motion. Commissioner Laurenti, did you second that?

Commissioner Laurenti addressed the meeting and said:

Yes. I second that wholeheartedly.

APPROVAL OF OPERATIONS REPORT-MONTH OF MARCH 2025

R: 5152-04-25-ADM-02-04-25

Executive Director Resta addressed the meeting and asked if there were any questions on any of the reports contained in the “Operations Report”.

At the conclusion of the review, Commissioner Lavery moved and Vice Chair Janvey seconded the adoption of the following Resolution:

“RESOLVED: by the Delaware River Joint Toll Bridge Commission at its Regular Meeting assembled this 28th Day of April 2025 that the Operations Report, which reflects Commission activity for the month of March 2025 is hereby approved.”

Executive Director Resta reported that there were three affirmative votes from New Jersey, and four affirmative votes from Pennsylvania.

Executive Director Resta then invited any further questions on the Resolution. No further questions were presented, and the Resolution was unanimously adopted.

2025-2026 CAPITAL PLAN AMENDMENT CAPITAL PROJECT 2219A UNDERWATER SUBSTRUCTURE IMPROVEMENTS-ALL REGIONS; CAPITAL PROJECT 2016A NH-L TB ALL ELECTRONIC TOLLING; AND CAPITAL PROJECT 2120A NEW HOPE-LAMBERTVILLE TB PA ABUTMENT BACKWALL REPLACEMENT-APPROVAL

R: 5153-04-25-FIN-01-04-25

Executive Director Resta addressed the Meeting and asked the Commission Members, if, after their review, there were any questions.

At the conclusion of the review, Vice Char Janvey absolutely so moved and Commissioner Orcutt seconded the adoption of the following Resolution:

DELAWARE RIVER JOINT TOLL BRIDGE COMMISSION
Meeting of April 28, 2025

“RESOLVED: by the Delaware River Joint Toll Bridge Commission at its Regular Meeting assembled this 28th Day of April 2025 that the Commission approve an amendment to the approved 2025-2026 Capital Plan for the re-allocation of Capital Plan construction services funding from Capital Project 2219A Underwater Substructure Improvements – All Regions to Capital Projects 2016A NH-L TB All Electronic Tolling and 2120A New Hope- Lambertville TB PA Abutment Backwall Replacement in the total amount of \$5,000,000.00;

“RESOLVED: Identify the General Reserve Fund as the source of funds required for payment of any invoices.

“RESOLVED: The Executive Director is hereby authorized to approve and execute all necessary contracts on behalf of the Commission.”

Executive Director Resta reported that there were three affirmative votes from New Jersey, and four affirmative votes from Pennsylvania.

Executive Director Resta then invited any further questions on the Resolution. No further questions were presented, and the Resolution was unanimously adopted.

NEW HOPE-LAMBERTVILLE TOLL BRIDGE ALL ELECTRONIC TOLLING (AET) CONVERSION & PA ABUTMENT BACKWALL REPLACEMENT, CM/CI SERVICES- CONTRACT CM-754A, AWARD OF CONTRACT

R:5154-04-25-ENG-01-04-25

Executive Director Resta addressed the Meeting and asked the Commission Members, if, after their review, there were any questions.

At the conclusion of the review, Vice Chair Janvey moved and Commissioner Lavery seconded the adoption of the following Resolution:

“RESOLVED: by the Delaware River Joint Toll Bridge Commission at its Regular Meeting assembled this 28th Day of April 2025, that the Commission award Contract No. CM-754A, Construction Management/Inspection Services for the New Hope-Lambertville Toll Bridge All Electronic Tolling (AET) Conversion & PA Abutment Backwall Replacement Project to STV, Incorporated of Lawrenceville, NJ for a not-to exceed amount of \$2,476,202.84.

“RESOLVED: Identify the General Reserve Fund as the source of funds required for payment of any invoices.

“RESOLVED: The Executive Director is hereby authorized to approve and execute all necessary contracts on behalf of the DRJTBC.”

Executive Director Resta reported that there were three affirmative votes from New Jersey, and four affirmative votes from Pennsylvania.

DELAWARE RIVER JOINT TOLL BRIDGE COMMISSION
Meeting of April 28, 2025

Executive Director Resta then invited any further questions on the Resolution. No further questions were presented, and the Resolution was unanimously adopted.

NEW HOPE-LAMBERTVILLE TOLL BRIDGE ALL ELECTRONIC TOLLING (AET) CONVERSION & PA ABUTMENT BACKWALL REPLACEMENT, CONSTRUCTION CONTRACT T-754A-AWARD OF CONTRACT

R:5155-04-25-ENG-02-04-25

Executive Director Resta addressed the Meeting and asked the Commission Members, if, after their review, there were any questions.

At the conclusion of the review, Commissioner Christy moved and Commissioner Orcutt seconded the adoption of the following Resolution:

“RESOLVED: by the Delaware River Joint Toll Bridge Commission at its Regular Meeting assembled this 28th Day of April 2025, that the Commission award Contract No. T-754A, New Hope-Lambertville Toll Bridge All Electronic Tolling (AET) Conversion & PA Abutment Backwall Replacement Project to PKF-MARK III, Incorporated of Newtown, PA for a not-to-exceed amount of \$11,863,715.00.

“RESOLVED: Identify the General Reserve Fund as the source of funds required for payment of any invoices.

“RESOLVED: The Executive Director is hereby authorized to approve and execute all necessary contracts on behalf of the DRJTBC.”

Executive Director Resta reported that there were three affirmative votes from New Jersey, and four affirmative votes from Pennsylvania.

Executive Director Resta then invited any further questions on the Resolution. No further questions were presented, and the Resolution was unanimously adopted.

Executive Director Resta addressed the meeting and said:

I will now move onto our personnel actions for today's consideration.

APPOINTMENT OF JOHN KEHOE TO TOLL-SUPPORTED BRIDGE MONITOR II, SOUTHERN REGION

R: 5156-04-25-PER-01-04-25

Executive Director Resta addressed the Meeting and asked the Commission Members, if, after their review, there were any questions.

DELAWARE RIVER JOINT TOLL BRIDGE COMMISSION
Meeting of April 28, 2025

At the conclusion of the review, Commissioner Laurenti moved and Vice Chair Janvey seconded the adoption of the following Resolution:

“RESOLVED: by the Delaware River Joint Toll Bridge Commission at its Regular Meeting assembled this 28th Day of April 2025, that John Kehoe be appointed to the position of Toll-Supported Bridge Monitor II, Southern Region, in the Public Safety and Bridge Security Division. Compensation shall be set at \$48,000 per annum, which is the starting salary for the Toll-Supported Bridge Monitor II position in accordance with the Salary Table effective January 1, 2025. The appointment to be made pending satisfactory completion of the required personnel processing.”

Executive Director Resta reported that there were three affirmative votes from New Jersey, and four affirmative votes from Pennsylvania.

Executive Director Resta then invited any further questions on the Resolution. No further questions were presented, and the Resolution was unanimously adopted.

APPOINTMENT OF JOSHUA ROSENBLUM TO TOLL-SUPPORTED BRIDGE MONITOR II, SOUTHERN REGION

R: 5157-04-25-PER-02-04-25

Executive Director Resta addressed the Meeting and asked the Commission Members, if, after their review, there were any questions.

At the conclusion of the review, Commissioner Christy so moved and Commissioner Lavery seconded the adoption of the following Resolution:

“RESOLVED: by the Delaware River Joint Toll Bridge Commission at its Regular Meeting assembled this 28th Day of April 2025, that Joshua Rosenblum be appointed to the position of Toll-Supported Bridge Monitor II, Southern Region, in the Public Safety and Bridge Security Division. Compensation shall be set at \$48,000 per annum, which is the starting salary for the Toll-Supported Bridge Monitor II position in accordance with the Salary Table effective January 1, 2025. The appointment to be made pending satisfactory completion of the required personnel processing.”

Executive Director Resta reported that there were three affirmative votes from New Jersey, and four affirmative votes from Pennsylvania.

Executive Director Resta then invited any further questions on the Resolution. No further questions were presented, and the Resolution was unanimously adopted.

APPOINTMENT OF JAMIE ZAWIERUCHA TO TOLL-SUPPORTED BRIDGE MONITOR II, SOUTHERN REGION

R: 5158-04-25-PER-03-04-25

Executive Director Resta addressed the Meeting and asked the Commission Members, if, after their review, there were any questions.

DELAWARE RIVER JOINT TOLL BRIDGE COMMISSION
Meeting of April 28, 2025

At the conclusion of the review, Commissioner Shahid moved and Commissioner Laurenti seconded the adoption of the following Resolution:

“RESOLVED: by the Delaware River Joint Toll Bridge Commission at its Regular Meeting assembled this 28th Day of April 2025, that Jamie Zawierucha be appointed to the position of Toll-Supported Bridge Monitor II, Southern Region, in the Public Safety and Bridge Security Division. Compensation shall be set at \$48,000 per annum, which is the starting salary for the Toll-Supported Bridge Monitor II position in accordance with the Salary Table effective January 1, 2025. The appointment to be made pending satisfactory completion of the required personnel processing.

Executive Director Resta reported that there were three affirmative votes from New Jersey, and four affirmative votes from Pennsylvania.

Executive Director Resta then invited any further questions on the Resolution. No further questions were presented, and the Resolution was unanimously adopted.

APPOINTMENT OF RODOBERTO MATOS TO TOLL-SUPPORTED BRIDGE MONITOR II, SOUTHERN REGION

R: 5159-04-25-PER-04-04-25

Executive Director Resta addressed the Meeting and asked the Commission Members, if, after their review, there were any questions.

At the conclusion of the review, Commissioner Young moved and Commissioner Orcutt seconded the adoption of the following Resolution:

“RESOLVED: by the Delaware River Joint Toll Bridge Commission at its Regular Meeting assembled this 28th Day of April 2025, that Rodoberto Matos be appointed to the position of Toll-Supported Bridge Monitor II, Southern Region, in the Public Safety and Bridge Security Division. Compensation shall be set at \$48,000 per annum, which is the starting salary for the Toll-Supported Bridge Monitor II position in accordance with the Salary Table effective January 1, 2025. The appointment to be made pending satisfactory completion of the required personnel processing.”

Executive Director Resta reported that there were three affirmative votes from New Jersey, and four affirmative votes from Pennsylvania.

Executive Director Resta then invited any further questions on the Resolution. No further questions were presented, and the Resolution was unanimously adopted.

APPOINTMENT OF CHRISTINA O’FORI YEBOAH TO TOLL-SUPPORTED BRIDGE MONITOR II, CENTRAL REGION

R: 5160-04-25-PER-05-04-25

Executive Director Resta addressed the Meeting and asked the Commission Members, if, after their review, there were any questions.

DELAWARE RIVER JOINT TOLL BRIDGE COMMISSION
Meeting of April 28, 2025

At the conclusion of the review, Commissioner Lavery moved and Commissioner Young seconded the adoption of the following Resolution:

“RESOLVED: by the Delaware River Joint Toll Bridge Commission at its Regular Meeting assembled this 28th Day of April 2025, that Christina O’Fori Yeboah be appointed to the position of Toll-Supported Bridge Monitor II, Central Region, in the Public Safety and Bridge Security Division. Compensation shall be set at \$48,000 per annum, which is the starting salary for the Toll Supported Bridge Monitor II position in accordance with the Salary Table effective January 1, 2025. The appointment to be made pending satisfactory completion of the required personnel processing.”

Executive Director Resta reported that there were three affirmative votes from New Jersey, and four affirmative votes from Pennsylvania.

Executive Director Resta then invited any further questions on the Resolution. No further questions were presented, and the Resolution was unanimously adopted.

APPOINTMENT OF ROSHANE WALKER TO TOLL-SUPPORTED BRIDGE MONITOR II, CENTRAL REGION

R: 5161-04-25-PER-06-04-25

Executive Director Resta addressed the Meeting and asked the Commission Members, if, after their review, there were any questions.

At the conclusion of the review, Commissioner Laurenti moved and Vice Chair Janvey seconded the adoption of the following Resolution:

“RESOLVED: by the Delaware River Joint Toll Bridge Commission at its Regular Meeting assembled this 28th Day of April 2025, that Roshane Walker be appointed to the position of Toll-Supported Bridge Monitor II, Central Region, in the Public Safety and Bridge Security Division. Compensation shall be set at \$48,000 per annum, which is the starting salary for the Toll-Supported Bridge Monitor II position in accordance with the Salary Table effective January 1, 2025. The appointment to be made pending satisfactory completion of the required personnel processing.”

Executive Director Resta reported that there were three affirmative votes from New Jersey, and four affirmative votes from Pennsylvania.

Executive Director Resta then invited any further questions on the Resolution. No further questions were presented, and the Resolution was unanimously adopted.

APPOINTMENT OF JASON WOLFF TO TOLL BRIDGE MONITOR II, NORTHERN REGION

R: 5162-04-25-PER-07-04-25

Executive Director Resta addressed the Meeting and asked the Commission Members, if, after their review, there were any questions.

DELAWARE RIVER JOINT TOLL BRIDGE COMMISSION
Meeting of April 28, 2025

At the conclusion of the review, Commissioner Christy moved and Commissioner Orcutt seconded the adoption of the following Resolution:

“RESOLVED: by the Delaware River Joint Toll Bridge Commission at its Regular Meeting assembled this 28th Day of April 2025, that Jason Wolff be appointed to the position of Toll Bridge Monitor II, Northern Region, in the Public Safety and Bridge Security Division. Compensation shall be set at \$48,000 per annum, which is the starting salary for the Toll Bridge Monitor II position in accordance with the Salary Table effective January 1, 2025. The appointment to be made pending satisfactory completion of the required personnel processing.”

Executive Director Resta reported that there were three affirmative votes from New Jersey, and four affirmative votes from Pennsylvania.

Executive Director Resta then invited any further questions on the Resolution. No further questions were presented, and the Resolution was unanimously adopted.

APPOINTMENT OF KYLE OVERFIELD TO TOLL BRIDGE MONITOR II, NORTHERN REGION

R: 5163-04-25-PER-08-04-25

Executive Director Resta addressed the Meeting and asked the Commission Members, if, after their review, there were any questions.

At the conclusion of the review, Commissioner Shahid moved and Commissioner Lavery seconded the adoption of the following Resolution:

“RESOLVED: by the Delaware River Joint Toll Bridge Commission at its Regular Meeting assembled this 28th Day of April 2025, that Kyle Overfield be appointed to the position of Toll Bridge Monitor II, Northern Region, in the Public Safety and Bridge Security Division. Compensation shall be set at \$48,000 per annum, which is the starting salary for the Toll Bridge Monitor II position in accordance with the Salary Table effective January 1, 2025. The appointment to be made pending satisfactory completion of the required personnel processing.”

Executive Director Resta reported that there were three affirmative votes from New Jersey, and four affirmative votes from Pennsylvania.

Executive Director Resta then invited any further questions on the Resolution. No further questions were presented, and the Resolution was unanimously adopted.

TRANSFER OF ANTHONY SAVELLI TO TOLL BRIDGE MONITOR I, NORTHERN REGION

R: 5164-04-25-PER-09-04-25

Executive Director Resta addressed the Meeting and asked the Commission Members, if, after their review, there were any questions.

DELAWARE RIVER JOINT TOLL BRIDGE COMMISSION
Meeting of April 28, 2025

At the conclusion of the review, Commissioner Christy gladly so moved and Commissioner Orcutt seconded the adoption of the following Resolution:

“RESOLVED: by the Delaware River Joint Toll Bridge Commission at its Regular Meeting assembled this 28th Day of April 2025, that Anthony Savelli be transferred to the position of Toll Bridge Monitor I, Northern Region, in the Public Safety and Bridge Security Division. Compensation shall be set at \$60,395 per annum, for the Toll Bridge Monitor I position in accordance with the Salary Table effective January 1, 2025. The appointment to be made pending satisfactory completion of the required personnel processing.”

Executive Director Resta reported that there were three affirmative votes from New Jersey, and four affirmative votes from Pennsylvania.

Executive Director Resta then invited any further questions on the Resolution. No further questions were presented, and the Resolution was unanimously adopted.

APPOINTMENT OF SCOTT SHELDON TO TOLL BRIDGE MONITOR II, NORTHERN REGION

R: 5165-04-25-PER-10-04-25

Executive Director Resta addressed the Meeting and asked the Commission Members, if, after their review, there were any questions.

At the conclusion of the review, Commissioner Lavery moved and Commissioner Shahid seconded the adoption of the following Resolution:

“RESOLVED: by the Delaware River Joint Toll Bridge Commission at its Regular Meeting assembled this 28th Day of April 2025, that Scott Sheldon be appointed to the position of Toll Bridge Monitor II, Northern Region, in the Public Safety and Bridge Security Division. Compensation shall be set at \$48,000 per annum, which is the starting salary for the Toll Bridge Monitor II position in accordance with the Salary Table effective January 1, 2025. The appointment to be made pending satisfactory completion of the required personnel processing.”

Executive Director Resta reported that there were three affirmative votes from New Jersey, and four affirmative votes from Pennsylvania.

Executive Director Resta then invited any further questions on the Resolution. No further questions were presented, and the Resolution was unanimously adopted.

PROMOTION OF ERIC RITTS TO MAINTENANCE WORKER III, SOUTHERN REGION

R: 5166-03-25-PER-11-04-25

Executive Director Resta addressed the Meeting and asked the Commission Members, if, after their review, there were any questions.

DELAWARE RIVER JOINT TOLL BRIDGE COMMISSION
Meeting of April 28, 2025

At the conclusion of the review, Vice Chair Janvey moved and Commissioner Laurenti seconded the adoption of the following Resolution:

“RESOLVED: by the Delaware River Joint Toll Bridge Commission at its Regular Meeting assembled this 28th Day of April 2025, that Eric Ritts be promoted to the position of Maintenance Worker III, Southern Region, in the Maintenance & Fleet Operations Division. Compensation shall be set at \$45,812, which is the starting salary for the Maintenance Worker III position in accordance with the Salary Table effective January 1, 2024. The appointment to be made pending satisfactory completion of the required personnel processing.”

Executive Director Resta reported that there were three affirmative votes from New Jersey, and four affirmative votes from Pennsylvania.

Executive Director Resta then invited any further questions on the Resolution. No further questions were presented, and the Resolution was unanimously adopted.

**APPOINTMENT OF ADAM GUDERIAN TO MAINTENANCE WORKER III,
CENTRAL REGION**

R: 5167-04-25-PER-12-04-25

Executive Director Resta addressed the Meeting and asked the Commission Members, if, after their review, there were any questions.

At the conclusion of the review, Commissioner Lavery moved and Vice Chair Janvey seconded the adoption of the following Resolution:

“RESOLVED: by the Delaware River Joint Toll Bridge Commission at its Regular Meeting assembled this 28th Day of April 2025, that Adam Guderian be appointed to the position of Maintenance Worker III, Central Region, in the Maintenance & Fleet Operations Division. Compensation shall be set at \$45,812, which is the starting salary for the Maintenance Worker III position in accordance with the Salary Table effective January 1, 2024. The appointment to be made pending satisfactory completion of the required personnel processing.”

Executive Director Resta reported that there were three affirmative votes from New Jersey, and four affirmative votes from Pennsylvania.

Executive Director Resta then invited any further questions on the Resolution. No further questions were presented, and the Resolution was unanimously adopted.

APPOINTMENT OF RYAN POTTER TO CONTROL CENTER MONITOR II

R: 5168-03-25-PER-13-04-25

Executive Director Resta addressed the Meeting and asked the Commission Members, if, after their review, there were any questions.

DELAWARE RIVER JOINT TOLL BRIDGE COMMISSION
Meeting of April 28, 2025

At the conclusion of the review, Commissioner Young moved and Commissioner Orcutt seconded the adoption of the following Resolution:

“RESOLVED: By the Delaware River Joint Toll Bridge Commission at its Regular Meeting assembled this 28th Day of April 2025, that Ryan Potter be appointed to the position of Control Center Monitor II in the Public Safety and Bridge Security Division. Compensation shall be set at \$51,283, which is the starting salary for the Control Center Monitor II position in accordance with the Salary Table effective January 1, 2025. The appointment to be made pending satisfactory completion of the required personnel processing.”

Executive Director Resta reported that there were three affirmative votes from New Jersey, and four affirmative votes from Pennsylvania.

Executive Director Resta then invited any further questions on the Resolution. No further questions were presented, and the Resolution was unanimously adopted.

APPOINTMENT OF DARREN ELLIS TO ESS SUPPORT TECHNICIAN

R: 5169-04-25-PER-14-04-25

Executive Director Resta addressed the Meeting and asked the Commission Members, if, after their review, there were any questions.

At the conclusion of the review, Commissioner Orcutt moved and Commissioner Christy gladly seconded the adoption of the following Resolution:

“RESOLVED: by the Delaware River Joint Toll Bridge Commission at its Regular Meeting assembled this 28th Day of April 2025, that Darren Ellis be appointed to the position of ESS Support Technician, in the Public Safety and Bridge Security Division. Compensation shall be set at \$60,385 per annum, which is the starting salary for the ESS Support Technician position in accordance with the Salary Table effective January 1, 2025. The appointment to be made pending satisfactory completion of the required personnel processing.”

Executive Director Resta reported that there were three affirmative votes from New Jersey, and four affirmative votes from Pennsylvania.

Executive Director Resta then invited any further questions on the Resolution. No further questions were presented, and the Resolution was unanimously adopted.

PROMOTION OF PUBLIC SAFETY & BRIDGE SECURITY EMPLOYEE (1) INDIVIDUAL

R: 5170-04-25-PER-15-04-25

Executive Director Resta addressed the Meeting and asked the Commission Members, if, after their review, there were any questions.

DELAWARE RIVER JOINT TOLL BRIDGE COMMISSION
Meeting of April 28, 2025

At the conclusion of the review, Vice Chair Janvey moved and Commissioner Orcutt seconded the adoption of the following Resolution:

“RESOLVED: by the Delaware River Joint Toll Bridge Commission at its Regular Meeting assembled this 28th Day of April 2025, that the Commission authorizes the Executive Director to affect the promotion of the following employee, at the stated salary at the beginning of the pay period immediately following their position anniversary date, in accordance with established policy: Tyshaun Parkman SR Toll Supported Bridge Monitor I \$58,297.”

Executive Director Resta reported that there were three affirmative votes from New Jersey, and four affirmative votes from Pennsylvania.

Executive Director Resta then invited any further questions on the Resolution. No further questions were presented, and the Resolution was unanimously adopted.

APPROVAL OF RETIREMENT BENEFITS, MICHAEL BYRNE, SENIOR TOLL AUDITOR

R: 5171-04-25-PER-16-04-25

Executive Director Resta addressed the Meeting and asked the Commission Members, if, after their review, there were any questions.

At the conclusion of the review, Vice Chair Janvey moved and Commissioner Laurenti seconded the adoption of the following Resolution:

“RESOLVED: by the Delaware River Joint Toll Bridge Commission at its Regular Meeting assembled this 28th Day of April 2025, that subject to applicable practices and procedures, the Commission approves the provision of retirement benefits to Michael Byrne who is to retire on June 27, 2025.”

Executive Director Resta reported that there were three affirmative votes from New Jersey, and four affirmative votes from Pennsylvania.

Executive Director Resta then invited any further questions on the Resolution. No further questions were presented, and the Resolution was unanimously adopted.

APPROVAL OF RETIREMENT BENEFITS, GWEN FLYNN, ADMINISTRATIVE GENERALIST

R: 5172-04-25-PER-17-04-25

Executive Director Resta addressed the Meeting and asked the Commission Members, if, after their review, there were any questions.

At the conclusion of the review, Commissioner Lavery moved and Commissioner Christy gladly seconded the adoption of the following Resolution:

DELAWARE RIVER JOINT TOLL BRIDGE COMMISSION
Meeting of April 28, 2025

“RESOLVED: by the Delaware River Joint Toll Bridge Commission at its Regular Meeting assembled this 28th Day of April 2025, that, subject to applicable practices and procedures, the Commission approves the provision of retirement benefits to Gwen Flynn who is to retire on April 27, 2025.”

Executive Director Resta reported that there were three affirmative votes from New Jersey, and four affirmative votes from Pennsylvania.

Executive Director Resta then invited any further questions on the Resolution. No further questions were presented, and the Resolution was unanimously adopted.

Executive Director Resta addressed the meeting and said:

In keeping with past practice, we will recite all the resolutions for the ratification of payment to legal counsel for the Commission and do one voice vote.

APPROVAL FOR PAYMENT OF INVOICES, FLORIO, PERRUCCI, STEINHARDT AND CAPPELLI, NJ GENERAL COUNSEL

R: 5173-04-25-ACCT-01-04-25

Executive Director Resta addressed the Meeting and asked the Commission Members, if, after their review, there were any questions.

At the conclusion of the review, Commissioner Laurenti moved and Vice Chair Janvey seconded the adoption of the following Resolution:

“RESOLVED: By the Delaware River Joint Toll Bridge Commission at its Regular Meeting assembled this 28th Day of April 2025, authorizes payment of invoices #644209, #644213, #644212 and #644210 in the total amount due of \$ 750.00 for professional services rendered by Chiesa, Shahinian & Giantomasi, New Jersey Labor Counsel.

“RESOLVED: Identifying the Operating Fund as the source of funds required for any and all disbursements.”

Executive Director Resta reported that there were three affirmative votes from New Jersey, and four affirmative votes from Pennsylvania.

Executive Director Resta then invited any further questions on the Resolution. No further questions were presented, and the Resolution was unanimously adopted.

APPROVE PAYMENT OF INVOICES, ARCHER LAW, PA GENERAL COUNSEL

R: 5174-04-25-ACCT-02-04-25

Executive Director Resta addressed the Meeting and asked the Commission Members, if, after their review, there were any questions.

DELAWARE RIVER JOINT TOLL BRIDGE COMMISSION
Meeting of April 28, 2025

At the conclusion of the review, Commissioner Laurenti moved and Vice Chair Janvey seconded the adoption of the following Resolution:

“RESOLVED: By the Delaware River Joint Toll Bridge Commission at its Regular Meeting assembled this 28th Day of April 2025, authorizes payment of invoices #4351825, #4351826, #4351827, #4351828 and #4351829 in the total amount of \$ 9,450.00 for Professional Services Rendered; and

“RESOLVED: Identifying the Operating Fund as the source of funds required for any and all disbursements.”

Executive Director Resta reported that there were three affirmative votes from New Jersey, and four affirmative votes from Pennsylvania.

Executive Director Resta then invited any further questions on the Resolution. No further questions were presented, and the Resolution was unanimously adopted.

APPROVE PAYMENT OF INVOICES, STRADLEY RONON, PA LABOR COUNSEL

R: 5175-04-25-ACCT-03-04-25

Executive Director Resta addressed the Meeting and asked the Commission Members, if, after their review, there were any questions.

At the conclusion of the review, Commissioner Laurenti moved and Vice Chair Janvey seconded the adoption of the following Resolution:

“RESOLVED: By the Delaware River Joint Toll Bridge Commission at its Regular Meeting assembled this 28th Day of April 2025, authorizes payment of invoice #25032749 in the total amount of \$12,144.20; and

“RESOLVED: Identifying the Operating Fund as the source of funds required for any and all disbursements.”

Executive Director Resta reported that there were three affirmative votes from New Jersey, and four affirmative votes from Pennsylvania.

Executive Director Resta then invited any further questions on the Resolution. No further questions were presented, and the Resolution was unanimously adopted.

INVITE ANY COMMENTS FROM THE PUBLIC

Executive Director Resta addressed the meeting and said:

Now, we will move onto the portion of the meeting where we invite further comments from the public. As we have done in the past, we will invite folks in person first. Mr. Smolow left. We have some folks that are on the Teams meeting on-line. I will just go either by name or phone number.

DELAWARE RIVER JOINT TOLL BRIDGE COMMISSION
Meeting of April 28, 2025

There is a CE on the Teams meeting. Do you wish to make public comment? Derek McNeil, do you wish to make public comment?

Derek McNeil addressed the meeting and said:

No.

Executive Director Resta addressed the meeting and said:

Thank you. Jeremy Jelus, do you wish to make public comment? There is a Kate, do you wish to make public comment? Kyle Rutherford?

Kyle Rutherford addressed the meeting and said:

Just listening today, Joe. Thank you.

Executive Director Resta addressed the meeting and said:

Thank you. Jason Shaulis?

Jason Shaulis addressed the meeting and said:

No comments. Thank you.

Executive Director Resta addressed the meeting and said:

Thank you. That would be the end of our new business comment period.

SCHEDULING OF THE MAY 19 2025 “ANNUAL MEETING”

- A. Executive Director Resta addressed the Meeting and stated that the Commission's next meeting The Commission’s By-Laws fix the last Tuesday of the month for the conduct of Regular Meetings. At the Commission Meeting held December 29, 1997, Commission Members waived the By-Laws and Scheduled the last Monday of the month for the conduct of Regular Meetings; therefore, the Commission’s May “Annual Meeting—Election of Officers” will be held on Monday, May 19, 2025, at the Scudder Falls Administration Building Yardley, Pennsylvania 19067 at 10:30 a.m.
- B. Appointment of the Nominating Committee consisting of all Commission Members except the Chairman and Vice Chair. The Nominating Committee shall meet prior to the “Annual Meeting”, select a Nominating Committee Chairperson and make nominations for the election of the offices of Chairman, Vice Chairman, Secretary and Treasurer.

DELAWARE RIVER JOINT TOLL BRIDGE COMMISSION
Meeting of April 28, 2025



This meeting will be called to Order at 10:30 a.m. at the Scudder Falls Administration Building, 1199 Woodside Road, Yardley, PA 19067.

Executive Director Resta assured the Commission Members that an "Official Notice of Meeting" would be forwarded to each and every Member of the Commission.

ADJOURNMENT

Vice Chair Janvey then moved that the Meeting be adjourned, and Commissioner Christy seconded. The voice vote was unanimously affirmative, and the Meeting was adjourned at 11:05 a.m., Monday, April 28, 2025.

Prepared and submitted by:


HEATHER L. MCCONNELL
Executive Administrative Generalist/
Commissioner Liaison


Attested by:

ARNOLD J. CONOLINE
Assistant Secretary/Treasurer

Approved by:


JOSEPH J. RESTA
Executive Director

DELAWARE RIVER JOINT TOLL BRIDGE COMMISSION

Meeting of April 28, 2025

FINANCE

The following Pages reflect the reports on those items assigned to the Finance Department. Each item is reported separately and page numbered accordingly.

DELAWARE RIVER JOINT TOLL BRIDGE COMMISSION

Meeting of April 28, 2025

| SUBJECT | DESCRIPTION | PAGE NUMBER |
|-------------------|-----------------------------------------------------------------------------------------------------------------------------------------------------------------|------------------------|
| Accounting | Status of Cash Balances at March 31, 2025 | 1 |
| Accounting | Status of Bond Retirement at March 31, 2025 | 2 |
| Accounting | Status of Investments at March 31, 2025 | 3–6 |
| Accounting | Status of Toll Traffic and Revenue & Toll Supported Traffic Month of March 2025 Compared with Month of March 2024 | 7-22 |
| Accounting | Statistical Summary of Expenditures on Toll Bridges and Toll Supported Bridges Accounts for the Period March 1, 2025, through March 31, 2025 | 23-31 |
| Accounting | Statement of Revenue and Expenses: Three Month Period ending March 31, 2025 | 32 |
| | | |
| | | |

DELAWARE RIVER JOINT TOLL BRIDGE COMMISSION

Meeting of April 28, 2025

**There follows Cash Balances of the Commission at March 31, 2025 for the
information and review of the Members:**

COMMISSION CASH DEPOSITS

Wells Fargo Bank, N. A.

| | |
|--------------|-----------|
| Revenue Fund | 6,985,881 |
|--------------|-----------|

| | |
|--------------|--------|
| Payroll Fund | 80,181 |
|--------------|--------|

| | |
|----------------------------|---------|
| Insurance Clearing Account | 750,000 |
|----------------------------|---------|

| | |
|--------------|---------------------|
| TOTAL | \$ 7,816,062 |
|--------------|---------------------|

CASH DEPOSIT GUARANTEES

Wells Fargo Bank

PA ACT 72

FULL BALANCE

DELAWARE RIVER JOINT TOLL BRIDGE COMMISSION

Meeting of April 28, 2025

STATUS OF BRIDGE REVENUE BONDS AT MARCH 31, 2025

| | SERIES 2015 | | | SERIES 2017 | | | SERIES 2019A | | | SERIES 2019B | | | Total | |
|----------|-------------|------------------|--------------------|-------------|------------------|--------------------|--------------|------------------|--------------------|--------------|------------------|--------------------|---------------|-----------------------|
| Maturity | Yield | Principal Amount | Maturities & Calls | Yield | Principal Amount | Maturities & Calls | Yield | Principal Amount | Maturities & Calls | Yield | Principal Amount | Maturities & Calls | Average Yield | Remaining Outstanding |
| 7/1/2019 | 0 | 2,410,000 | 2,410,000 | | | | | | | | | | | |
| 7/1/2020 | 1.62% | 2,540,000 | 2,540,000 | 1.00% | 945,000 | 945,000 | 1.17% | 505,000 | 505,000 | 1.17% | 6,015,000 | 6,015,000 | | - |
| 7/1/2021 | 1.86% | 2,540,000 | 2,540,000 | 1.00% | 875,000 | 875,000 | 1.20% | 435,000 | 435,000 | 1.20% | 5,945,000 | 5,945,000 | | - |
| 7/1/2022 | 2.10% | 2,695,000 | 2,695,000 | 1.81% | 1,740,000 | 1,740,000 | 1.23% | 455,000 | 455,000 | 1.23% | 6,255,000 | 6,255,000 | | - |
| 7/1/2022 | | | | | | | 0.00% | | | | | | | - |
| 7/1/2023 | 2.34% | 2,795,000 | 2,795,000 | 2.03% | 1,865,000 | 1,865,000 | 1.25% | 480,000 | 480,000 | 1.25% | 6,565,000 | 6,565,000 | | - |
| 7/1/2024 | 2.43% | 2,935,000 | 2,935,000 | 2.31% | 1,970,000 | 1,970,000 | 1.31% | 8,015,000 | 8,015,000 | 1.31% | 6,830,000 | 6,830,000 | | - |
| 7/1/2025 | 2.55% | 3,015,000 | | 2.52% | 1,070,000 | | 1.40% | 8,170,000 | | 1.40% | 7,195,000 | | 1.64% | 19,450,000 |
| 7/1/2026 | 2.73% | 3,180,000 | | | | | 1.49% | 8,585,000 | | 1.49% | 7,515,000 | | 1.69% | 19,280,000 |
| 7/1/2026 | | | | | | | | | | | | | | - |
| 7/1/2027 | 3.10% | 4,540,000 | | 2.80% | 20,000 | | 1.59% | 5,800,000 | | 1.59% | 7,880,000 | | 1.97% | 18,240,000 |
| 7/1/2027 | | | | | | | | | | | | | | - |
| 7/1/2028 | 3.28% | 3,380,000 | | 2.95% | 35,000 | | 1.69% | 9,410,000 | | 1.69% | 8,300,000 | | 1.95% | 21,125,000 |
| 7/1/2029 | 3.04% | 3,480,000 | 3,480,000 | 3.08% | 8,380,000 | | 1.77% | 3,725,000 | | 1.77% | 8,670,000 | | 2.30% | 20,775,000 |
| 7/1/2030 | 3.10% | 3,670,000 | 3,670,000 | 3.19% | 8,845,000 | | 1.85% | 3,930,000 | | 1.85% | 9,045,000 | | 2.39% | 21,820,000 |
| 7/1/2031 | 3.14% | 3,785,000 | 3,785,000 | 3.27% | 10,765,000 | | 1.91% | 4,055,000 | | 1.91% | 9,520,000 | | 2.51% | 24,340,000 |
| 7/1/2032 | 3.55% | 545,000 | | 3.35% | 14,735,000 | | 1.97% | 725,000 | | 1.97% | 9,995,000 | | 2.79% | 26,000,000 |
| 7/1/2033 | 3.56% | 10,595,000 | | 3.41% | 15,715,000 | | 2.09% | 760,000 | | | | | 3.43% | 27,070,000 |
| 7/1/2034 | 3.60% | 11,020,000 | | 3.47% | 16,500,000 | | 2.16% | 800,000 | | | | | 3.48% | 28,320,000 |
| 7/1/2035 | 3.64% | 11,460,000 | | 3.52% | 17,325,000 | | 2.21% | 835,000 | | | | | 3.53% | 29,620,000 |
| 7/1/2036 | 3.73% | 11,920,000 | | 3.56% | 18,190,000 | | 2.25% | 880,000 | | | | | 3.59% | 30,990,000 |
| 7/1/2037 | | N/A | | 3.59% | 22,015,000 | | 2.29% | 925,000 | | | | | 3.54% | 22,940,000 |
| 7/1/2038 | | N/A | | 3.64% | 23,115,000 | | 2.32% | 970,000 | | | | | 3.59% | 24,085,000 |
| 7/1/2039 | | N/A | | 3.64% | 24,270,000 | | 2.35% | 1,020,000 | | | | | 3.59% | 25,290,000 |
| 7/1/2040 | | N/A | | 3.64% | 25,485,000 | | 2.50% | 1,070,000 | | | | | 3.59% | 26,555,000 |
| 7/1/2041 | | N/A | | 3.64% | 26,760,000 | | 2.50% | 1,125,000 | | | | | 3.59% | 27,885,000 |
| 7/1/2042 | | N/A | | 3.64% | 28,100,000 | | 2.50% | 1,180,000 | | | | | 3.59% | 29,280,000 |
| 7/1/2043 | | N/A | | 3.69% | 15,930,000 | | 2.50% | 1,240,000 | | | | | 3.60% | 17,170,000 |
| 7/1/2043 | | N/A | | 4.04% | 13,575,000 | | | | | | | | 4.04% | 13,575,000 |
| 7/1/2044 | | N/A | | 3.69% | 16,590,000 | | 2.50% | 1,300,000 | | | | | 3.60% | 17,890,000 |
| 7/1/2044 | | N/A | | 4.04% | 14,255,000 | | | | | | | | 4.04% | 14,255,000 |
| 7/1/2045 | | N/A | | 3.69% | 17,275,000 | | 3.04% | 1,365,000 | | | | | 3.64% | 18,640,000 |
| 7/1/2045 | | N/A | | 4.04% | 14,965,000 | | | | | | | | 4.04% | 14,965,000 |
| 7/1/2046 | | N/A | | 3.69% | 17,990,000 | | 3.04% | 1,405,000 | | | | | 3.64% | 19,395,000 |
| 7/1/2046 | | N/A | | 4.04% | 15,715,000 | | | | | | | | 4.04% | 15,715,000 |
| 7/1/2047 | | N/A | | 3.69% | 18,745,000 | | 3.04% | 1,450,000 | | | | | 3.64% | 20,195,000 |
| 7/1/2047 | | N/A | | 4.04% | 16,490,000 | | | | | | | | 4.04% | 16,490,000 |
| 7/1/2048 | | | | | | | 3.04% | 1,490,000 | | | | | 3.04% | 1,490,000 |
| 7/1/2049 | | | | | | | 3.04% | 1,535,000 | | | | | 3.04% | 1,535,000 |
| | | \$ 86,505,000 | \$ 26,850,000 | | \$ 430,250,000 | \$ 7,395,000 | | \$ 73,640,000 | \$ 9,890,000 | | \$ 99,730,000 | \$ 31,610,000 | | \$ 614,380,000 |

Footnote: Series 2012A Bonds were Called on October 17, 2022.



Delaware River Joint TBC
Purchases Report
Sorted by Fund - Maturity Date
March 1, 2025 - March 31, 2025

| CUSIP | Investment # | Fund | Sec. Type | Issuer | Original Par Value | Purchase Date | Payment Periods | Principal Purchased | Accrued Interest at Purchase | Rate at Purchase | Maturity Date | YTM | Ending Book Value | |
|----------------------|--------------|-------|-----------|--------|--------------------|---------------|---------------------|---------------------|------------------------------|------------------|---------------|-------|-------------------|---------------|
| General Reserve Fund | | | | | | | | | | | | | | |
| 55607KWA0 | 11174 | 01GRF | ACP | MACQUA | 5,000,000.00 | 03/19/2025 | 09/10 - At Maturity | 4,895,729.15 | | 4.290 | 09/10/2025 | 4.381 | 4,903,474.98 | |
| 3130B5HW1 | 11173 | 01GRF | FAC | FHLB | 1,610,000.00 | 03/13/2025 | 09/13 - 03/13 | 1,610,000.00 | | 4.280 | 03/13/2028 | 4.280 | 1,610,000.00 | |
| 3130B5LN6 | 11175 | 01GRF | FAC | FHLB | 4,000,000.00 | 03/24/2025 | 09/24 - 03/24 | 4,000,000.00 | | 4.300 | 03/24/2028 | 4.300 | 4,000,000.00 | |
| Subtotal | | | | | 10,610,000.00 | | | 10,505,729.15 | 0.00 | | | | | 10,513,474.98 |
| Total Purchases | | | | | 10,610,000.00 | | | 10,505,729.15 | 0.00 | | | | | 10,513,474.98 |



**Delaware River Joint TBC
Investment Classification
Sorted by Fund - Maturity Date
March 31, 2025**

DRJTBC

| CUSIP | Investment # | Fund | Issuer | Investment Class | Par Value | YTM | Maturity Date | Market Price | Market Date | Market Value | Book Value | Reported Value |
|-----------------------------|--------------|-------|--------------------------------|------------------|------------------|--------------|---------------|--------------|-------------|------------------|------------------|------------------|
| Debt Service Fund | | | | | | | | | | | | |
| 38145C752 | 10113 | 01DSF | Goldman Sachs Ila Fed Port | Amort | 10,102.52 | 3.460 | | 100.000 | 03/31/2025 | 10,102.52 | 10,102.52 | 10,102.52 |
| Subtotal | | | | | 10,102.52 | 3.460 | | | | 10,102.52 | 10,102.52 | 10,102.52 |
| General Reserve Fund | | | | | | | | | | | | |
| 38145C752 | 10115 | 01GRF | Goldman Sachs Ila Fed Port | Amort | 0.00 | | | 100.000 | 03/31/2025 | 0.00 | 0.00 | 0.00 |
| PAINVEST | 10050 | 01GRF | PA Invest | Amort | 0.00 | | | 100.000 | 03/31/2025 | 0.00 | 0.00 | 0.00 |
| PAINVEST | 10462 | 01GRF | PA Invest | Amort | 43,534,449.37 | 4.293 | | 100.000 | 03/31/2025 | 43,534,449.37 | 43,534,449.37 | 43,534,449.37 |
| 13063DGB8 | 10983 | 01GRF | State of California | Fair | 1,175,000.00 | 4.580 | 04/01/2025 | 99.987 | 03/31/2025 | 1,174,847.25 | 1,175,000.00 | 1,174,847.25 |
| 13063DGB8 | 11069 | 01GRF | State of California | Fair | 1,125,000.00 | 4.811 | 04/01/2025 | 99.987 | 03/31/2025 | 1,124,853.75 | 1,125,000.00 | 1,124,853.75 |
| 13063DGB8 | 11117 | 01GRF | State of California | Fair | 2,000,000.00 | 5.216 | 04/01/2025 | 99.987 | 03/31/2025 | 1,999,740.00 | 2,000,000.00 | 1,999,740.00 |
| 20772KGP8 | 11081 | 01GRF | Connecticut ST | Fair | 2,000,000.00 | 4.722 | 04/15/2025 | 99.985 | 03/31/2025 | 1,999,700.00 | 1,998,811.28 | 1,999,700.00 |
| 98459LAA1 | 11038 | 01GRF | Yale University | Fair | 1,500,000.00 | 5.357 | 04/15/2025 | 99.882 | 03/31/2025 | 1,498,237.50 | 1,497,521.32 | 1,498,237.50 |
| 63873JRU6 | 11137 | 01GRF | ATIXIS NY Brh | Fair | 5,000,000.00 | 5.217 | 04/28/2025 | 99.659 | 03/31/2025 | 4,982,995.00 | 4,981,362.50 | 4,982,995.00 |
| 74172WAG1 | 10910 | 01GRF | Prince George County Rev Autho | Fair | 1,130,000.00 | 1.002 | 05/01/2025 | 99.971 | 03/31/2025 | 1,129,672.30 | 1,132,342.28 | 1,129,672.30 |
| 037833BG4 | 10923 | 01GRF | Apple Inc | Fair | 3,000,000.00 | 1.380 | 05/13/2025 | 99.863 | 03/31/2025 | 2,995,905.00 | 3,006,200.33 | 2,995,905.00 |
| 8923A0ST1 | 11160 | 01GRF | TOYOTA Motor Credit CP | Fair | 1,305,000.00 | 4.647 | 05/27/2025 | 99.292 | 03/31/2025 | 1,295,761.91 | 1,295,865.00 | 1,295,761.91 |
| 65558RAA7 | 10999 | 01GRF | Nordea Bank | Fair | 2,040,000.00 | 5.030 | 06/06/2025 | 99.769 | 03/31/2025 | 2,035,305.96 | 2,035,115.82 | 2,035,305.96 |
| 341271AD6 | 10894 | 01GRF | Florida St Brd of Adm | Fair | 4,000,000.00 | 0.752 | 07/01/2025 | 99.125 | 03/31/2025 | 3,965,000.00 | 4,005,362.85 | 3,965,000.00 |
| 63873JU32 | 11151 | 01GRF | ATIXIS NY Brh | Fair | 5,000,000.00 | 4.604 | 07/03/2025 | 98.871 | 03/31/2025 | 4,943,560.00 | 4,942,908.33 | 4,943,560.00 |
| 62479LUR4 | 11159 | 01GRF | Mitsubishi UFJ | Fair | 4,000,000.00 | 4.530 | 07/25/2025 | 98.599 | 03/31/2025 | 3,943,976.00 | 3,944,288.88 | 3,943,976.00 |
| 3136G4D75 | 10825 | 01GRF | Federal National Mtg Assn | Fair | 2,500,000.00 | 0.599 | 07/29/2025 | 98.787 | 03/31/2025 | 2,469,685.00 | 2,500,000.00 | 2,469,685.00 |
| 91282CHN4 | 11031 | 01GRF | U.S. Treasury | Fair | 2,000,000.00 | 5.063 | 07/31/2025 | 100.140 | 03/31/2025 | 2,002,812.50 | 1,998,033.96 | 2,002,812.50 |
| 64952WEU3 | 10975 | 01GRF | New York Life Global | Fair | 2,000,000.00 | 5.053 | 08/05/2025 | 99.744 | 03/31/2025 | 1,994,894.00 | 1,990,763.72 | 1,994,894.00 |
| 57629WDK3 | 11035 | 01GRF | Mass Mutual Global | Fair | 2,000,000.00 | 5.609 | 08/26/2025 | 99.874 | 03/31/2025 | 1,997,494.00 | 1,988,980.00 | 1,997,494.00 |
| 74153WCR8 | 11015 | 01GRF | Prcoa Global Fund | Fair | 2,000,000.00 | 5.150 | 08/28/2025 | 99.873 | 03/31/2025 | 1,997,474.00 | 1,992,738.60 | 1,997,474.00 |
| 55607KWA0 | 11174 | 01GRF | Macquarie Group | Fair | 5,000,000.00 | 4.381 | 09/10/2025 | 98.026 | 03/31/2025 | 4,901,325.00 | 4,903,474.98 | 4,901,325.00 |
| 91282CJL6 | 11059 | 01GRF | U.S. Treasury | Fair | 3,000,000.00 | 4.717 | 11/30/2025 | 100.437 | 03/31/2025 | 3,013,125.00 | 3,003,005.86 | 3,013,125.00 |
| 49474E3Z4 | 10991 | 01GRF | King County Washington | Fair | 560,000.00 | 4.364 | 12/01/2025 | 100.607 | 03/31/2025 | 563,399.20 | 563,695.67 | 563,399.20 |
| 05254JAA8 | 11004 | 01GRF | Aust & NZ Banking Group | Fair | 3,000,000.00 | 4.777 | 12/08/2025 | 100.503 | 03/31/2025 | 3,015,111.00 | 3,005,869.60 | 3,015,111.00 |
| 592179KD6 | 11121 | 01GRF | METLIFE | Fair | 2,000,000.00 | 5.135 | 01/06/2026 | 100.294 | 03/31/2025 | 2,005,884.00 | 1,997,977.66 | 2,005,884.00 |
| 592179KD6 | 11139 | 01GRF | METLIFE | Fair | 2,000,000.00 | 4.486 | 01/06/2026 | 100.294 | 03/31/2025 | 2,005,884.00 | 2,007,466.67 | 2,005,884.00 |
| 742718BH1 | 11150 | 01GRF | Procter & Gamble CO | Fair | 2,093,000.00 | 3.897 | 01/15/2026 | 101.560 | 03/31/2025 | 2,125,667.54 | 2,133,631.02 | 2,125,667.54 |

Data Updated: ~REPORT~: 04/03/2025 10:36

Run Date: 04/03/2025 - 10:37

Portfolio DRJ

AP

IC (PRF_IC) 7.1.1

Report Ver. 7.3.2

Delaware River Joint TBC
Investment Classification
March 31, 2025

| CUSIP | Investment # | Fund | Issuer | Investment Class | Par Value | YTM | Maturity Date | Market Price | Market Date | Market Value | Book Value | Reported Value |
|-----------------------------|--------------|-------|--------------------------------|------------------|--------------|-------|---------------|--------------|-------------|--------------|--------------|---------------------|
| General Reserve Fund | | | | | | | | | | | | |
| 64966MYL7 | 10944 | 01GRF | City of New York | Fair | 3,000,000.00 | 2.642 | 04/01/2026 | 99.003 | 03/31/2025 | 2,970,090.00 | 3,018,079.56 | 2,970,090.00 |
| 57629W6F2 | 11116 | 01GRF | Mass Mutual Global | Fair | 2,250,000.00 | 5.350 | 04/10/2026 | 100.132 | 03/31/2025 | 2,252,985.75 | 2,231,599.23 | 2,252,985.75 |
| 57629W6F2 | 11120 | 01GRF | Mass Mutual Global | Fair | 2,000,000.00 | 5.151 | 04/10/2026 | 100.132 | 03/31/2025 | 2,002,654.00 | 1,987,357.93 | 2,002,654.00 |
| 06405LAD3 | 11119 | 01GRF | Bank of New York Mellon | Fair | 3,765,000.00 | 5.232 | 05/22/2026 | 100.163 | 03/31/2025 | 3,771,159.54 | 3,761,554.25 | 3,771,159.54 |
| 58989V2F0 | 11129 | 01GRF | Met Tower Global Fund | Fair | 2,000,000.00 | 4.853 | 06/20/2026 | 101.195 | 03/31/2025 | 2,023,906.00 | 2,012,535.61 | 2,023,906.00 |
| 54438CYL0 | 10955 | 01GRF | Los Angeles CA Community Colle | Fair | 1,480,000.00 | 3.339 | 08/01/2026 | 95.960 | 03/31/2025 | 1,420,208.00 | 1,444,169.72 | 1,420,208.00 |
| 826200AD9 | 11141 | 01GRF | SIEMENS | Fair | 2,500,000.00 | 4.364 | 08/17/2026 | 102.463 | 03/31/2025 | 2,561,597.50 | 2,557,462.57 | 2,561,597.50 |
| 91282CHY0 | 11041 | 01GRF | U.S. Treasury | Fair | 1,000,000.00 | 4.911 | 09/15/2026 | 100.937 | 03/31/2025 | 1,009,375.00 | 996,138.68 | 1,009,375.00 |
| 06375M3Z6 | 11034 | 01GRF | Bank of Montreal | Fair | 3,000,000.00 | 6.157 | 09/21/2026 | 99.442 | 03/31/2025 | 2,983,272.00 | 3,000,000.00 | 2,983,272.00 |
| 882724WT0 | 10915 | 01GRF | Texas Public Finance Authority | Fair | 7,500,000.00 | 1.289 | 10/01/2026 | 101.289 | 03/31/2025 | 7,596,675.00 | 7,902,504.85 | 7,596,675.00 |
| 771196CE0 | 11128 | 01GRF | ROCHE HLDGS INC | Fair | 3,500,000.00 | 4.842 | 11/13/2026 | 101.574 | 03/31/2025 | 3,555,111.00 | 3,522,206.44 | 3,555,111.00 |
| 5253JAZ4 | 11142 | 01GRF | Aust & NZ Banking Group | Fair | 3,000,000.00 | 4.255 | 01/18/2027 | 100.835 | 03/31/2025 | 3,025,074.00 | 3,024,984.50 | 3,025,074.00 |
| 64953BBM9 | 11127 | 01GRF | New York Life Global | Fair | 2,000,000.00 | 4.837 | 04/02/2027 | 100.989 | 03/31/2025 | 2,019,798.00 | 2,002,229.75 | 2,019,798.00 |
| 29446MAE2 | 11097 | 01GRF | EQUINOR ASA | Fair | 1,000,000.00 | 4.833 | 04/06/2027 | 97.721 | 03/31/2025 | 977,219.00 | 966,067.41 | 977,219.00 |
| 57629W4S6 | 11126 | 01GRF | Mass Mutual Global | Fair | 3,000,000.00 | 4.867 | 04/09/2027 | 101.437 | 03/31/2025 | 3,043,128.00 | 3,012,905.45 | 3,043,128.00 |
| 166764BX7 | 11073 | 01GRF | Chevron Corp | Fair | 3,000,000.00 | 4.379 | 05/11/2027 | 95.626 | 03/31/2025 | 2,868,798.00 | 2,860,722.16 | 2,868,798.00 |
| 90327QD97 | 11124 | 01GRF | USAA CAP CORP | Fair | 5,000,000.00 | 5.048 | 06/01/2027 | 102.106 | 03/31/2025 | 5,105,335.00 | 5,019,956.03 | 5,105,335.00 |
| 649907XF4 | 11100 | 01GRF | New York State Dormitory Auth | Fair | 1,000,000.00 | 5.049 | 07/01/2027 | 100.730 | 03/31/2025 | 1,007,300.00 | 997,116.27 | 1,007,300.00 |
| 3130B2F42 | 11138 | 01GRF | Federal Home Loan Bank | Fair | 3,000,000.00 | 4.579 | 08/20/2027 | 99.944 | 03/31/2025 | 2,998,326.00 | 3,000,000.00 | 2,998,326.00 |
| 3130B2QD0 | 11146 | 01GRF | Federal Home Loan Bank | Fair | 2,500,000.00 | 4.070 | 09/10/2027 | 99.705 | 03/31/2025 | 2,492,632.50 | 2,500,000.00 | 2,492,632.50 |
| 3130B2WX9 | 11148 | 01GRF | Federal Home Loan Bank | Fair | 3,000,000.00 | 3.666 | 10/01/2027 | 98.979 | 03/31/2025 | 2,969,379.00 | 3,000,000.00 | 2,969,379.00 |
| 3130B3DA8 | 11157 | 01GRF | Federal Home Loan Bank | Fair | 1,470,000.00 | 4.393 | 10/15/2027 | 99.751 | 03/31/2025 | 1,466,339.70 | 1,469,369.80 | 1,466,339.70 |
| 3130B3JC8 | 11158 | 01GRF | Federal Home Loan Bank | Fair | 1,500,000.00 | 4.310 | 10/22/2027 | 99.995 | 03/31/2025 | 1,499,932.50 | 1,500,000.00 | 1,499,932.50 |
| 40139LBG7 | 11098 | 01GRF | Guardian Life Global Funding | Fair | 3,000,000.00 | 4.853 | 10/28/2027 | 102.574 | 03/31/2025 | 3,077,244.00 | 3,048,551.80 | 3,077,244.00 |
| 64966MGP8 | 11169 | 01GRF | City of New York | Fair | 1,000,000.00 | 4.391 | 12/01/2027 | 98.263 | 03/31/2025 | 982,630.00 | 976,591.13 | 982,630.00 |
| 64952WEY5 | 11111 | 01GRF | New York Life Global | Fair | 3,000,000.00 | 5.020 | 01/09/2028 | 101.215 | 03/31/2025 | 3,036,459.00 | 2,987,086.44 | 3,036,459.00 |
| 3130AYLF1 | 11094 | 01GRF | Federal Home Loan Bank | Fair | 3,000,000.00 | 4.535 | 01/14/2028 | 100.140 | 03/31/2025 | 3,004,221.00 | 2,998,788.75 | 3,004,221.00 |
| 3136GA6V6 | 11162 | 01GRF | Federal National Mtg Assn | Fair | 5,000,000.00 | 4.650 | 01/27/2028 | 100.172 | 03/31/2025 | 5,008,610.00 | 5,000,000.00 | 5,008,610.00 |
| 3130B4WZ0 | 11172 | 01GRF | Federal Home Loan Bank | Fair | 5,000,000.00 | 4.550 | 02/18/2028 | 100.125 | 03/31/2025 | 5,006,290.00 | 5,000,000.00 | 5,006,290.00 |
| 3130B5HW1 | 11173 | 01GRF | Federal Home Loan Bank | Fair | 1,610,000.00 | 4.280 | 03/13/2028 | 99.863 | 03/31/2025 | 1,607,795.91 | 1,610,000.00 | 1,607,795.91 |
| 3130B5LN6 | 11175 | 01GRF | Federal Home Loan Bank | Fair | 4,000,000.00 | 4.300 | 03/24/2028 | 99.861 | 03/31/2025 | 3,994,472.00 | 4,000,000.00 | 3,994,472.00 |
| 13063DGC6 | 11040 | 01GRF | State of California | Fair | 2,000,000.00 | 5.035 | 04/01/2028 | 97.996 | 03/31/2025 | 1,959,920.00 | 1,918,426.82 | 1,959,920.00 |
| 637639AK1 | 11104 | 01GRF | National Securities Clearing | Fair | 4,000,000.00 | 4.641 | 05/30/2028 | 101.437 | 03/31/2025 | 4,057,488.00 | 4,040,598.02 | 4,057,488.00 |
| 01266HFL8 | 11050 | 01GRF | Albemarle Cnty VA Economic Dev | Fair | 3,000,000.00 | 5.260 | 06/01/2028 | 101.463 | 03/31/2025 | 3,043,890.00 | 3,003,219.32 | 3,043,890.00 |
| 686053DR7 | 11171 | 01GRF | Oregon School Board Assn | Fair | 3,066,412.43 | 4.283 | 06/30/2028 | 101.595 | 03/31/2025 | 3,115,321.71 | 3,116,903.45 | 3,115,321.71 |
| 898365AP6 | 11066 | 01GRF | Boston College | Fair | 2,550,000.00 | 4.705 | 07/01/2028 | 99.701 | 03/31/2025 | 2,542,375.50 | 2,536,202.00 | 2,542,375.50 |

Data Updated: ~REPORT~: 04/03/2025 10:36

Run Date: 04/03/2025 - 10:37

Delaware River Joint TBC
Investment Classification
March 31, 2025

| CUSIP | Investment # | Fund | Issuer | Investment Class | Par Value | YTM | Maturity Date | Market Price | Market Date | Market Value | Book Value | Reported Value |
|---------------------------------------|--------------|----------|--------------------------------|------------------|-----------------------|-------|---------------|--------------|-------------|-----------------------|-----------------------|-----------------------|
| General Reserve Fund | | | | | | | | | | | | |
| 91282CJA0 | 11042 | 01GRF | U.S. Treasury | Fair | 1,000,000.00 | 4.806 | 09/30/2028 | 102.328 | 03/31/2025 | 1,023,281.25 | 994,395.12 | 1,023,281.25 |
| 67080LAA3 | 11063 | 01GRF | Nuveen LLC | Fair | 5,000,000.00 | 5.034 | 11/01/2028 | 98.177 | 03/31/2025 | 4,908,885.00 | 4,826,851.05 | 4,908,885.00 |
| 91282CJN2 | 11060 | 01GRF | U.S. Treasury | Fair | 2,000,000.00 | 4.257 | 11/30/2028 | 101.562 | 03/31/2025 | 2,031,250.00 | 2,007,661.37 | 2,031,250.00 |
| 64952WFF5 | 11149 | 01GRF | New York Life Global | Fair | 1,850,000.00 | 4.045 | 01/29/2029 | 100.374 | 03/31/2025 | 1,856,926.40 | 1,892,073.28 | 1,856,926.40 |
| 3130B0KB4 | 11105 | 01GRF | Federal Home Loan Bank | Fair | 3,000,000.00 | 5.000 | 03/20/2029 | 100.773 | 03/31/2025 | 3,023,193.00 | 3,000,000.00 | 3,023,193.00 |
| 3130BORT8 | 11112 | 01GRF | Federal Home Loan Bank | Fair | 3,000,000.00 | 5.400 | 04/10/2029 | 100.022 | 03/31/2025 | 3,000,660.00 | 3,000,000.00 | 3,000,660.00 |
| 95662NSL3 | 11154 | 01GRF | West Virginia Housing Developm | Fair | 510,000.00 | 4.207 | 05/01/2029 | 105.374 | 03/31/2025 | 537,407.40 | 543,638.28 | 537,407.40 |
| 3130B22X2 | 11134 | 01GRF | Federal Home Loan Bank | Fair | 4,000,000.00 | 5.124 | 07/24/2029 | 100.180 | 03/31/2025 | 4,007,212.00 | 4,000,000.00 | 4,007,212.00 |
| 3134HACE1 | 11136 | 01GRF | Federal Home Loan Mtg Corp | Fair | 4,000,000.00 | 5.050 | 08/01/2029 | 100.151 | 03/31/2025 | 4,006,056.00 | 4,000,000.00 | 4,006,056.00 |
| 3130B2N43 | 11144 | 01GRF | Federal Home Loan Bank | Fair | 4,000,000.00 | 4.000 | 09/10/2029 | 98.744 | 03/31/2025 | 3,949,772.00 | 4,000,000.00 | 3,949,772.00 |
| 95662NSM1 | 11155 | 01GRF | West Virginia Housing Developm | Fair | 505,000.00 | 4.800 | 11/01/2029 | 105.637 | 03/31/2025 | 533,466.85 | 540,938.20 | 533,466.85 |
| Subtotal | | | | | 235,518,861.80 | 4.354 | | | | 235,651,881.79 | 235,588,750.94 | 235,651,881.79 |
| Operating Fund | | | | | | | | | | | | |
| 38145C752 | 10108 | 01OF | Goldman Sachs Ila Fed Port | Amort | 186,941.58 | 3.460 | | 100.000 | 03/31/2025 | 186,941.58 | 186,941.58 | 186,941.58 |
| 91282CJV4 | 11165 | 01OF | U.S. Treasury | Fair | 8,645,000.00 | 4.272 | 01/31/2026 | 100.093 | 03/31/2025 | 8,653,104.69 | 8,643,338.72 | 8,653,104.69 |
| Subtotal | | | | | 8,831,941.58 | 4.255 | | | | 8,840,046.27 | 8,830,280.30 | 8,840,046.27 |
| Reserve Maintenance Fund | | | | | | | | | | | | |
| 38145C752 | 10106 | 01RMF | Goldman Sachs Ila Fed Port | Amort | 345,083.56 | 3.460 | | 100.000 | 03/31/2025 | 345,083.56 | 345,083.56 | 345,083.56 |
| 91282CJV4 | 11166 | 01RMF | U.S. Treasury | Fair | 15,962,000.00 | 4.272 | 01/31/2026 | 100.093 | 03/31/2025 | 15,976,964.38 | 15,958,932.64 | 15,976,964.38 |
| Subtotal | | | | | 16,307,083.56 | 4.255 | | | | 16,322,047.94 | 16,304,016.20 | 16,322,047.94 |
| Scudder Falls Insurance Reserv | | | | | | | | | | | | |
| 38145C752 | 10506 | 01SFIR | Goldman Sachs Ila Fed Port | Amort | 277.99 | 3.460 | | 100.000 | 03/31/2025 | 277.99 | 277.99 | 277.99 |
| 912797MS3 | 11167 | 01SFIR | U.S. Treasury | Fair | 1,413,000.00 | 4.141 | 10/02/2025 | 97.919 | 03/31/2025 | 1,383,595.47 | 1,384,184.22 | 1,383,595.47 |
| Subtotal | | | | | 1,413,277.99 | 4.140 | | | | 1,383,873.46 | 1,384,462.21 | 1,383,873.46 |
| Debt Service Reserve Fund Comm | | | | | | | | | | | | |
| 38145C752 | 10994 | 06DSRF | Goldman Sachs Ila Fed Port | Amort | 770.58 | 3.460 | | 100.000 | 03/31/2025 | 770.58 | 770.58 | 770.58 |
| 91282CJV4 | 11164 | 06DSRF | U.S. Treasury | Fair | 47,625,000.00 | 4.260 | 01/31/2026 | 100.093 | 03/31/2025 | 47,669,648.44 | 47,620,704.79 | 47,669,648.44 |
| 91282CJV4 | 11168 | 06DSRF | U.S. Treasury | Fair | 1,017,000.00 | 4.257 | 01/31/2026 | 100.093 | 03/31/2025 | 1,017,953.44 | 1,016,932.68 | 1,017,953.44 |
| Subtotal | | | | | 48,642,770.58 | 4.260 | | | | 48,688,372.46 | 48,638,408.05 | 48,688,372.46 |
| 2019A Rebate Account | | | | | | | | | | | | |
| 38145C752 | 11039 | 06REB19A | Goldman Sachs Ila Fed Port | Amort | 994.76 | 3.460 | | 100.000 | 03/31/2025 | 994.76 | 994.76 | 994.76 |
| Subtotal | | | | | 994.76 | 3.460 | | | | 994.76 | 994.76 | 994.76 |
| Total | | | | | 310,725,032.79 | 4.330 | | | | 310,897,319.20 | 310,757,014.98 | 310,897,319.20 |

DELAWARE RIVER JOINT TOLL BRIDGE COMMISSION
Meeting of April 28, 2025
TOLL TRAFFIC AND REVENUE STATISTICS (March 2025)

Summary: The Commission recorded a small increase in total toll revenue for March 2025 in comparison to the March 2024 traffic and revenue statistics. Total toll traffic however reflected a decrease for the month. It should be noted that the Commission eliminated cash toll collections at TM, I78, EP, and DWG at 11:00 PM on January 12, 2025. In addition, it should be noted that 2024 was a leap year.

Analysis of March2025 / March2024 toll revenue data comparison:

- Total toll revenue increased by **\$45,210** or 0.27 percent at the Commission's eight toll bridges for the month of March.
- Commercial-vehicle toll revenue increased \$299,361, or 2.74 percent.
- Passenger-vehicle toll revenue decreased \$254,151, or 4.58 percent.

Analysis of March2025 / March2024 traffic data comparison:

- Total toll traffic decreased by **28,963** vehicles, or 0.77 percent for the month.
- Commercial-vehicle traffic increased by 17,995 vehicles, or 3.17 percent.
- Passenger-vehicle toll traffic decreased by 46,958 vehicles, or 1.47 percent.
- Average daily toll traffic for the Commission's toll bridges for March 2025 was 120,326 total vehicles as compared to the 121,260 total vehicles recorded in March 2024, a decrease on average of 934 vehicles a day.
- Total recorded westbound traffic volume at the ten toll supported bridges for March 2025 decreased by 31,067 vehicles, or 1.7 percent as compared to March 2024. Average daily westbound traffic on the toll supported bridges was 56,597 vehicles in March 2025 as compared to 57,600 vehicles in March 2024.

Traffic analysis for March2025:

- Total toll traffic for the eight toll bridges is reflecting a 1.44 percent decrease through the first three months of 2025 as compared to the same three-month period of 2024.
- Westbound traffic on the ten toll supported bridges reflects a decrease of 3.8 percent for the first three months of 2025 when compared to 2024.

REGION REVIEW:

Southern Region

Total toll traffic at Trenton-Morrisville (TM) reflected a 4.35 percent increase for March 2025 when compared to March 2024 as the result of combined increases of 26,662 cars and 2,541 trucks. The Scudder Falls Bridge recorded a 3.87 percent increase in total toll traffic for March 2025 compared to March 2024 due to the increase of 21,091 cars and the increase of 4,341 trucks. At New Hope-Lambertville (NHL), a decrease of 2,865 cars combined with an increase of 942 trucks resulted in an overall decrease of 1.42 percent in total toll traffic for March 2025 as compared to March 2024.

Central Region

The I-78 Toll Bridge recorded an increase of 0.65 percent in total toll traffic for the month of March 2025 when compared to March 2024 as the result of the decrease of 3,076 cars and the increase of 8,936 trucks. At the Easton-Phillipsburg (EP) Toll Bridge, the increase of 11,039 passenger vehicles combined with the increase of 5,536 trucks generated a 3.79 percent increase in total toll traffic for March 2025 as compared to March 2024.

Northern Region

Portland-Columbia (PC) recorded a 15.90 percent decrease in total toll traffic during March 2025 compared to March 2024 as the result of the decrease of 18,617 automobiles and the increase of 1,286 trucks. At the Delaware Water Gap (DWG) Toll Bridge, combined decreases of 74,979 passenger vehicles and 6,303 trucks generated a total decrease of 10.69 percent in total toll traffic for March 2025 when compared to March 2024. At Milford-Montague (MM), a decrease of 6,213 passenger vehicles and an increase of 716 trucks produced a 6.01 percent decrease in total toll traffic for the month of March 2025 as compared to March 2024.

E-ZPass Penetration Rates

The table below provides a comparison of the *E-ZPass* penetration rates for the Commission's eight (8) toll bridges for the months of March 2025 and March 2024, and the year-to-date periods ending March 31, 2025 and March 31, 2024.

| | | <i>E-ZPass</i> PENETRATION RATES | | | | | |
|------------------------------------|--------------|-----------------------------------------|----------------------|---------------------------------------------|---------------------|---------------------|-----------------------------------------|
| | | Mar. 2025 | Mar. 2024 | Change in Monthly Percentage | YTD 2025 | YTD 2024 | Change in YTD Percentage |
| All Toll Bridges | Cars | 87.47 | 84.50 | 2.97 | 87.75 | 85.36 | 2.39 |
| | Trucks | 88.97 | 88.24 | 0.73 | 88.74 | 88.25 | 0.49 |
| | Total | 87.70 | 85.06 | 2.64 | 87.91 | 85.81 | 2.10 |
| Trenton - Morrisville | Cars | 86.84 | 83.67 | 3.17 | 86.79 | 84.41 | 2.38 |
| | Trucks | 87.15 | 85.80 | 1.35 | 86.92 | 85.81 | 1.11 |
| | Total | 86.87 | 83.89 | 2.98 | 86.81 | 84.56 | 2.25 |
| Scudder Falls | Cars | 92.02 | 92.10 | -0.08 | 92.33 | 92.31 | 0.02 |
| | Trucks | 90.21 | 89.49 | 0.72 | 90.18 | 89.67 | 0.51 |
| | Total | 91.92 | 91.97 | -0.05 | 92.21 | 92.17 | 0.04 |
| New Hope - Lambertville | Cars | 93.92 | 92.45 | 1.47 | 93.62 | 92.90 | 0.72 |
| | Trucks | 89.73 | 90.18 | -0.45 | 89.77 | 90.11 | -0.34 |
| | Total | 93.56 | 92.27 | 1.29 | 93.29 | 92.67 | 0.62 |
| I-78 | Cars | 84.58 | 80.89 | 3.69 | 84.77 | 81.93 | 2.84 |
| | Trucks | 89.84 | 89.13 | 0.71 | 89.40 | 89.15 | 0.25 |
| | Total | 86.23 | 83.41 | 2.82 | 86.28 | 84.23 | 2.05 |
| Easton - Phillipsburg | Cars | 89.31 | 86.55 | 2.76 | 89.62 | 87.33 | 2.29 |
| | Trucks | 87.63 | 85.93 | 1.70 | 87.44 | 85.75 | 1.69 |
| | Total | 89.18 | 86.51 | 2.67 | 89.44 | 87.22 | 2.22 |
| Portland - Columbia | Cars | 88.60 | 84.60 | 4.00 | 89.30 | 85.01 | 4.29 |
| | Trucks | 88.40 | 88.33 | 0.07 | 88.55 | 87.80 | 0.75 |
| | Total | 88.57 | 84.98 | 3.59 | 89.20 | 85.30 | 3.90 |
| Delaware Water Gap | Cars | 83.03 | 78.64 | 4.39 | 83.82 | 80.27 | 3.55 |
| | Trucks | 88.05 | 87.89 | 0.16 | 88.23 | 87.92 | 0.31 |
| | Total | 83.99 | 80.30 | 3.69 | 84.68 | 81.67 | 3.01 |
| Milford - Montague | Cars | 87.95 | 82.48 | 5.47 | 88.71 | 83.19 | 5.52 |
| | Trucks | 89.64 | 82.70 | 6.94 | 88.63 | 83.25 | 5.38 |
| | Total | 88.03 | 82.48 | 5.55 | 88.70 | 83.19 | 5.51 |

Starting 11pm on January 12th, 2025, the Commission ceased cash toll collections at TM, I-78, EP and DWG, and completed soft AET conversions at all toll bridges.

DELAWARE RIVER JOINT TOLL BRIDGE COMMISSION
ALL TOLL BRIDGES
COMPARATIVE STATEMENT OF TOLL TRAFFIC AND REVENUE

MARCH 2025

| JANUARY 1, 2024 MARCH 31, 2024 91 DAYS | | JANUARY 1, 2025 MARCH 31, 2025 90 DAYS | | VEHICLE CLASS | MONTH OF MARCH 2025 31 DAYS | | MONTH OF MARCH 2024 31 DAYS | |
|----------------------------------------------|------------------|----------------------------------------------|-----------------------|--------------------------------|-----------------------------------|------------------|-----------------------------------|------------------|
| NUMBER OF VEHICLES | TOTAL REVENUE | NUMBER OF VEHICLES | TOTAL REVENUE | | NUMBER OF VEHICLES | TOTAL REVENUE | NUMBER OF VEHICLES | TOTAL REVENUE |
| 8,876,036 | \$ 15,241,220.00 | 8,690,267 | \$ 14,738,320.35 | Passenger | 3,144,285 | \$ 5,352,950.10 | 3,191,243 | \$ 5,572,190.20 |
| - | (146,924.00) | | (140,831.00) | Discounts * | - | \$ (62,406.00) | - | (27,495.25) |
| 8,876,036 | \$ 15,094,296.00 | 8,690,267 | \$ 14,597,489.35 | TOTAL PASSENGER | 3,144,285 | \$ 5,290,544.10 | 3,191,243 | \$ 5,544,694.95 |
| 324,148 | 2,961,814.00 | 341,737 | 3,113,293.95 | 2-Axle Trucks | 119,727 | 1,090,127.30 | 112,255 | 1,026,507.00 |
| 108,888 | 1,488,610.50 | 113,088 | 1,546,320.00 | 3-Axle Trucks | 38,052 | 520,345.50 | 37,995 | 519,877.50 |
| 120,986 | 2,210,398.00 | 113,529 | 2,073,896.00 | 4-Axle Trucks | 40,374 | 737,236.00 | 40,493 | 739,478.00 |
| 1,063,956 | 24,229,710.00 | 1,086,710 | 24,745,855.00 | 5-Axle Trucks | 378,706 | 8,622,182.50 | 367,900 | 8,377,760.00 |
| 25,270 | 686,517.00 | 23,939 | 650,592.00 | 6-Axle Trucks | 8,702 | 236,508.00 | 8,674 | 235,533.00 |
| 1,836 | 60,616.00 | 854 | 29,227.50 | 7-Axle Trucks | 266 | 9,168.00 | 515 | 17,050.50 |
| 1,645,084 | \$ 31,637,665.50 | 1,679,857 | \$ 32,159,184.45 | TOTAL TRUCKS | 585,827 | \$ 11,215,567.30 | 567,832 | \$ 10,916,206.00 |
| 10,521,120 | \$ 46,731,961.50 | 10,370,124 | \$ 46,756,673.80 | TOTAL TOLL VEHICLES | 3,730,112 | \$ 16,506,111.40 | 3,759,075 | 16,460,900.95 |
| 115,617 | \$ 513,538.04 | 115,224 | \$ 519,518.60 | DAILY AVERAGE | 120,326 | \$ 532,455.21 | 121,260 | \$ 530,996.80 |
| YTD Rate Change | | | | MTD Rate Change Traffic | | | | |
| Traffic (toll) | | -1.44% | Traffic (toll) | | -0.77% | | | |
| Autos | | -2.09% | Autos | | -1.47% | | | |
| Trucks | | 2.11% | Trucks | | 3.17% | | | |
| Revenue | | 0.05% | Revenue | | 0.27% | | | |
| Autos | | -3.29% | Autos | | -4.58% | | | |
| Trucks | | 1.65% | Trucks | | 2.74% | | | |

* "Discounts" The Commuter Discount was eliminated effective January 1st, 2024. The commuter discount reported in the January 2024 Comparatives represented the discounts issued for trips made in December 2023. "Discounts" now represents adjustments for employee and Commission vehicle non-revenue crossings.

NOTE: On January 12, 2025 at 11:00 PM the Commission eliminated Cash Toll collections at TM, I78, EP, and DWG.

NOTE: 2024 was Leap Year

DELAWARE RIVER JOINT TOLL BRIDGE COMMISSION
TRENTON - MORRISVILLE TOLL BRIDGE
COMPARATIVE STATEMENT OF TOLL TRAFFIC AND REVENUE

| MARCH 2025 | | | | | | | | |
|----------------------------------------------|--------------------------------|----------------------------------------------|--------------------------------|-----------------------------------|-----------------------|-----------------------------------|-----------------------|-------------------------------|
| JANUARY 1, 2024 MARCH 31, 2024 91 DAYS | | JANUARY 1, 2025 MARCH 31, 2025 90 DAYS | | MONTH OF MARCH 2025 31 DAYS | | MONTH OF MARCH 2024 31 DAYS | | |
| NUMBER OF VEHICLES | TOTAL REVENUE | NUMBER OF VEHICLES | TOTAL REVENUE | VEHICLE CLASS | NUMBER OF VEHICLES | TOTAL REVENUE | NUMBER OF VEHICLES | TOTAL REVENUE |
| 1,680,051 | \$ 2,906,052.75 (21,871.25) | 1,696,663 | \$ 2,899,739.75 (20,800.00) | Passenger Discounts * | 628,462 | \$ 1,074,824.75 (9,597.50) | 601,800 | \$ 1,056,959.00 (3,829.00) |
| 1,680,051 | \$ 2,884,181.50 | 1,696,663 | \$ 2,878,939.75 | TOTAL PASSENGER | 628,462 | \$ 1,065,227.25 | 601,800 | \$ 1,053,130.00 |
| 65,459 | 597,397.00 | 68,383 | 623,460.00 | 2-Axle Trucks | 24,226 | 220,827.00 | 21,868 | 199,769.00 |
| 31,670 | 433,419.00 | 33,736 | 462,003.00 | 3-Axle Trucks | 10,039 | 137,371.50 | 10,550 | 144,268.50 |
| 27,468 | 503,394.00 | 20,729 | 378,318.00 | 4-Axle Trucks | 7,128 | 130,076.00 | 9,858 | 180,446.00 |
| 74,764 | 1,711,007.50 | 83,179 | 1,901,437.50 | 5-Axle Trucks | 30,138 | 688,875.00 | 26,328 | 602,415.00 |
| 3,503 | 96,009.00 | 2,101 | 57,339.00 | 6-Axle Trucks | 736 | 20,058.00 | 828 | 22,719.00 |
| 1,269 | 40,631.50 | 52 | 1,662.50 | 7-Axle Trucks | 20 | 640.50 | 314 | 10,052.00 |
| 204,133 | 3,381,858 | 208,180 | \$ 3,424,220.00 | TOTAL TRUCKS | 72,287 | \$ 1,197,848.00 | 69,746 | \$ 1,159,669.50 |
| 1,884,184 | \$ 6,266,039.50 | 1,904,843 | \$ 6,303,159.75 | TOTAL TOLL VEHICLES | 700,749 | \$ 2,263,075.25 | 671,546 | \$ 2,212,799.50 |
| 20,705 | \$ 68,857.58 | 21,165 | \$ 70,035.11 | DAILY AVERAGE | 22,605 | \$ 73,002.43 | 21,663 | \$ 71,380.63 |
| Rate Change | | | | Rate Change | | | | |
| Traffic (toll) | | 1.10% | | Traffic (toll) | | 4.35% | | |
| Autos | | 0.99% | | Autos | | 4.43% | | |
| Trucks | | 1.98% | | Trucks | | 3.64% | | |
| Revenue | | 0.59% | | Revenue | | 2.27% | | |
| Autos | | -0.18% | | Autos | | 1.15% | | |
| Trucks | | 1.25% | | Trucks | | 3.29% | | |

DELAWARE RIVER JOINT TOLL BRIDGE COMMISSION

SCUDDER FALLS TOLL BRIDGE

COMPARATIVE STATEMENT OF TOLL TRAFFIC AND REVENUE

| MARCH 2025 | | | | | | | | | |
|----------------------------------------------|------------------|----------------------------------------------|------------------|---------------------|-----------------------------------|------------------|-----------------------------------|------------------|--|
| JANUARY 1, 2024 MARCH 31, 2024 91 DAYS | | JANUARY 1, 2025 MARCH 31, 2025 90 DAYS | | VEHICLE CLASS | MONTH OF MARCH 2025 31 DAYS | | MONTH OF MARCH 2024 31 DAYS | | |
| NUMBER OF VEHICLES | TOTAL REVENUE | NUMBER OF VEHICLES | TOTAL REVENUE | | NUMBER OF VEHICLES | TOTAL REVENUE | NUMBER OF VEHICLES | TOTAL REVENUE | |
| 1,748,294 | \$ 2,808,631.25 | 1,776,642 | \$ 2,880,630.10 | Passenger | 645,867 | \$ 1,051,273.10 | 624,776 | \$ 1,015,806.20 | |
| | (26,266.29) | | (20,326.50) | Discounts * | | (10,097.50) | | (5,108.00) | |
| 1,748,294 | \$ 2,782,364.96 | 1,776,642 | \$ 2,860,303.60 | TOTAL PASSENGER | 645,867 | \$ 1,041,175.60 | 624,776 | \$ 1,010,698.20 | |
| 47,027 | 427,324.00 | 51,886 | 471,331.95 | 2-Axle Trucks | 18,652 | 169,401.30 | 16,114 | 146,453.00 | |
| 8,595 | 116,023.50 | 9,001 | 121,807.50 | 3-Axle Trucks | 2,900 | 39,589.50 | 2,964 | 40,473.00 | |
| 5,852 | 106,962.00 | 6,578 | 120,330.00 | 4-Axle Trucks | 2,521 | 46,202.00 | 2,067 | 37,746.00 | |
| 32,387 | 738,527.50 | 34,705 | 790,345.00 | 5-Axle Trucks | 12,417 | 282,670.00 | 11,063 | 252,357.50 | |
| 296 | 8,100.00 | 450 | 12,300.00 | 6-Axle Trucks | 171 | 4,686.00 | 108 | 2,955.00 | |
| 46 | 1,634.50 | 40 | 1,413.00 | 7-Axle Trucks | 16 | 546.00 | 20 | 692.00 | |
| 94,203 | \$ 1,398,571.50 | 102,660 | \$ 1,517,527.45 | TOTAL TRUCKS | 36,677 | \$ 543,094.80 | 32,336 | \$ 480,676.50 | |
| 1,842,497 | \$ 4,180,936.46 | 1,879,302 | \$ 4,377,831.05 | TOTAL TOLL VEHICLES | 682,544 | \$ 1,584,270.40 | 657,112 | \$ 1,491,374.70 | |
| 20,247 | \$ 45,944.36 | 20,881 | \$ 48,642.57 | DAILY AVERAGE | 22,018 | \$ 51,105.50 | 21,197 | \$ 48,108.86 | |
| Rate Change | | | | | Rate Change | | | | |
| Traffic (toll) | | 2.00% | | | Traffic (toll) | | 3.87% | | |
| Autos | | 1.62% | | | Autos | | 3.38% | | |
| Trucks | | 8.98% | | | Trucks | | 13.42% | | |
| Revenue | | 4.71% | | | Revenue | | 6.23% | | |
| Autos | | 2.80% | | | Autos | | 3.02% | | |
| Trucks | | 8.51% | | | Trucks | | 12.99% | | |

DELAWARE RIVER JOINT TOLL BRIDGE COMMISSION
NEW HOPE - LAMBERTVILLE TOLL BRIDGE
COMPARATIVE STATEMENT OF TOLL TRAFFIC AND REVENUE

| MARCH 2025 | | | | | | | | | | | | |
|----------------------------------------------|----|------------------|----------------------------------------------|----|------------------|-----------------------------------|-----------------------|----|-----------------------------------|-----------------------|----|------------------|
| JANUARY 1, 2024 MARCH 31, 2024 91 DAYS | | | JANUARY 1, 2025 MARCH 31, 2025 90 DAYS | | | MONTH OF MARCH 2025 31 DAYS | | | MONTH OF MARCH 2024 31 DAYS | | | |
| NUMBER OF VEHICLES | | TOTAL REVENUE | NUMBER OF VEHICLES | | TOTAL REVENUE | VEHICLE CLASS | NUMBER OF VEHICLES | | TOTAL REVENUE | NUMBER OF VEHICLES | | TOTAL REVENUE |
| 341,878 | \$ | 550,320.50 | 362,706 | \$ | 584,185.00 | Passenger | 121,519 | \$ | 195,696.00 | 124,384 | \$ | 203,247.75 |
| | | (13,051.08) | | | (20,892.00) | Discounts * | | | (9,202.50) | | | (2,807.50) |
| 341,878 | \$ | 537,269.42 | 362,706 | \$ | 563,293.00 | TOTAL PASSENGER | 121,519 | \$ | 186,493.50 | 124,384 | \$ | 200,440.25 |
| 13,243 | | 120,299.00 | 17,737 | | 159,705.00 | 2-Axle Trucks | 5,739 | | 51,058.00 | 4,403 | | 40,045.00 |
| 2,753 | | 37,497.00 | 2,807 | | 38,176.50 | 3-Axle Trucks | 1,145 | | 15,660.00 | 1,087 | | 14,809.50 |
| 2,112 | | 38,698.00 | 2,247 | | 41,348.00 | 4-Axle Trucks | 824 | | 15,142.00 | 735 | | 13,482.00 |
| 11,411 | | 259,147.50 | 9,940 | | 226,010.00 | 5-Axle Trucks | 3,483 | | 79,167.50 | 4,020 | | 91,407.50 |
| 890 | | 24,201.00 | 862 | | 23,460.00 | 6-Axle Trucks | 326 | | 8,871.00 | 328 | | 8,919.00 |
| 11 | | 353.50 | 7 | | 224.00 | 7-Axle Trucks | 2 | | 63.00 | 4 | | 129.50 |
| 30,420 | \$ | 480,196.00 | 33,600 | \$ | 488,923.50 | TOTAL TRUCKS | 11,519 | \$ | 169,961.50 | 10,577 | \$ | 168,792.50 |
| 372,298 | \$ | 1,017,465.42 | 396,306 | \$ | 1,052,216.50 | TOTAL TOLL VEHICLES | 133,038 | \$ | 356,455.00 | 134,961 | \$ | 369,232.75 |
| 4,091 | \$ | 11,180.94 | 4,403 | \$ | 11,691.29 | DAILY AVERAGE | 4,292 | \$ | 11,498.55 | 4,354 | \$ | 11,910.73 |
| Rate Change | | | | | | | | | | | | |
| Traffic (toll) | | 6.45% | | | | Rate Change | | | | Traffic (toll) | | -1.42% |
| Autos | | 6.09% | | | | Autos | | | | Autos | | -2.30% |
| Trucks | | 10.45% | | | | Trucks | | | | Trucks | | 8.91% |
| Revenue | | 3.42% | | | | Revenue | | | | Revenue | | -3.46% |
| Autos | | 4.84% | | | | Autos | | | | Autos | | -6.96% |
| Trucks | | 1.82% | | | | Trucks | | | | Trucks | | 0.69% |

DELAWARE RIVER JOINT TOLL BRIDGE COMMISSION

178 TOLL BRIDGE

COMPARATIVE STATEMENT OF TOLL TRAFFIC AND REVENUE

MARCH 2025

| JANUARY 1, 2024 MARCH 31, 2024 91 DAYS | | JANUARY 1, 2025 MARCH 31, 2025 90 DAYS | | VEHICLE CLASS | MONTH OF MARCH 2025 31 DAYS | | MONTH OF MARCH 2024 31 DAYS | |
|----------------------------------------------|------------------|----------------------------------------------|------------------|---------------------|-----------------------------------|------------------|-----------------------------------|------------------|
| NUMBER OF VEHICLES | TOTAL REVENUE | NUMBER OF VEHICLES | TOTAL REVENUE | | NUMBER OF VEHICLES | TOTAL REVENUE | NUMBER OF VEHICLES | TOTAL REVENUE |
| 1,692,975 | \$ 3,003,743.50 | 1,665,284 | \$ 2,909,149.50 | Passenger | 620,051 | \$ 1,086,296.00 | 623,127 | \$ 1,125,336.75 |
| | (18,394.40) | | (11,181.50) | Discounts * | | (5,584.00) | | (2,213.00) |
| 1,692,975 | \$ 2,985,349.10 | 1,665,284 | \$ 2,897,968.00 | TOTAL PASSENGER | 620,051 | \$ 1,080,712.00 | 623,127 | \$ 1,123,123.75 |
| 85,088 | 779,335.00 | 86,223 | 787,690.00 | 2-Axle Trucks | 30,021 | 274,219.00 | 30,473 | 279,442.00 |
| 34,961 | 478,120.50 | 36,271 | 495,747.00 | 3-Axle Trucks | 12,786 | 174,523.50 | 12,362 | 169,123.50 |
| 51,653 | 941,362.00 | 50,239 | 915,574.00 | 4-Axle Trucks | 17,068 | 310,680.00 | 16,448 | 299,674.00 |
| 609,606 | 13,870,825.00 | 617,607 | 14,052,260.00 | 5-Axle Trucks | 217,918 | 4,956,522.50 | 209,695 | 4,770,772.50 |
| 13,133 | 356,205.00 | 12,855 | 349,047.00 | 6-Axle Trucks | 4,810 | 130,713.00 | 4,750 | 128,829.00 |
| 259 | 8,829.50 | 460 | 15,687.50 | 7-Axle Trucks | 153 | 5,253.50 | 92 | 3,154.50 |
| 794,700 | \$ 16,434,677.00 | 803,655 | \$ 16,616,005.50 | TOTAL TRUCKS | 282,756 | \$ 5,851,911.50 | 273,820 | \$ 5,650,995.50 |
| 2,487,675 | \$ 19,420,026.10 | 2,468,939 | \$ 19,513,973.50 | TOTAL TOLL VEHICLES | 902,807 | \$ 6,932,623.50 | 896,947 | \$ 6,774,119.25 |
| 27,337 | \$ 213,406.88 | 27,433 | \$ 216,821.93 | DAILY AVERAGE | 29,123 | \$ 223,633.02 | 28,934 | \$ 218,519.98 |
| Rate Change | | | | Rate Change | | | | |
| Traffic (toll) | | -0.75% | | Traffic (toll) | | 0.65% | | |
| Autos | | -1.64% | | Autos | | -0.49% | | |
| Trucks | | 1.13% | | Trucks | | 3.26% | | |
| Revenue | | 0.48% | | Revenue | | 2.34% | | |
| Autos | | -2.93% | | Autos | | -3.78% | | |
| Trucks | | 1.10% | | Trucks | | 3.56% | | |

DELAWARE RIVER JOINT TOLL BRIDGE COMMISSION

EASTON - PHILLIPSBURG TOLL BRIDGE

COMPARATIVE STATEMENT OF TOLL TRAFFIC AND REVENUE

| MARCH 2025 | | | | | | | | | |
|----------------------------------------------|--------------------------------|----------------------------------------------|--------------------------------|---------------------|-----------------------------------|-----------------------------|-----------------------------------|-----------------------------|--|
| JANUARY 1, 2024 MARCH 31, 2024 91 DAYS | | JANUARY 1, 2025 MARCH 31, 2025 90 DAYS | | VEHICLE CLASS | MONTH OF MARCH 2025 31 DAYS | | MONTH OF MARCH 2024 31 DAYS | | |
| NUMBER OF VEHICLES | TOTAL REVENUE | NUMBER OF VEHICLES | TOTAL REVENUE | | NUMBER OF VEHICLES | TOTAL REVENUE | NUMBER OF VEHICLES | TOTAL REVENUE | |
| 1,133,591 | \$ 1,911,832.75 (16,963.26) | 1,121,637 | \$ 1,868,517.25 (14,427.00) | Passenger | 417,966 | \$ 699,104.50 (6,462.00) | 406,927 | \$ 697,630.75 (2,592.00) | |
| 1,133,591 | \$ 1,894,869.49 | 1,121,637 | \$ 1,854,090.25 | TOTAL PASSENGER | 417,966 | \$ 692,642.50 | 406,927 | \$ 695,038.75 | |
| 32,798 | 299,914.00 | 37,058 | 337,615.00 | 2-Axle Trucks | 13,286 | 120,920.00 | 11,341 | 103,720.00 | |
| 7,575 | 104,190.00 | 8,872 | 122,385.00 | 3-Axle Trucks | 3,366 | 46,354.50 | 2,716 | 37,354.50 | |
| 7,184 | 131,322.00 | 6,470 | 117,932.00 | 4-Axle Trucks | 2,516 | 45,866.00 | 2,583 | 47,212.00 | |
| 39,556 | 903,370.00 | 44,968 | 1,025,595.00 | 5-Axle Trucks | 16,690 | 380,880.00 | 13,735 | 313,520.00 | |
| 358 | 9,750.00 | 472 | 12,915.00 | 6-Axle Trucks | 186 | 5,079.00 | 134 | 3,654.00 | |
| 7 | 227.50 | 11 | 353.50 | 7-Axle Trucks | 3 | 94.50 | 2 | 63.00 | |
| 87,478 | \$ 1,448,773.50 | 97,851 | \$ 1,616,795.50 | TOTAL TRUCKS | 36,047 | \$ 599,194.00 | 30,511 | \$ 505,523.50 | |
| 1,221,069 | \$ 3,343,642.99 | 1,219,488 | \$ 3,470,885.75 | TOTAL TOLL VEHICLES | 454,013 | \$ 1,291,836.50 | 437,438 | \$ 1,200,562.25 | |
| 13,418 | \$ 36,743.33 | 13,550 | \$ 38,565.40 | DAILY AVERAGE | 14,646 | \$ 41,672.15 | 14,111 | \$ 38,727.81 | |
| Rate Change | | | | | Rate Change | | | | |
| Traffic (toll) | | -0.13% | | | Traffic (toll) | | 3.79% | | |
| Autos | | -1.05% | | | Autos | | 2.71% | | |
| Trucks | | 11.86% | | | Trucks | | 18.14% | | |
| Revenue | | 3.81% | | | Revenue | | 7.60% | | |
| Autos | | -2.15% | | | Autos | | -0.34% | | |
| Trucks | | 11.60% | | | Trucks | | 18.53% | | |

DELAWARE RIVER JOINT TOLL BRIDGE COMMISSION
 PORTLAND - COLUMBIA TOLL BRIDGE
 COMPARATIVE STATEMENT OF TOLL TRAFFIC AND REVENUE

| MARCH 2025 | | | | | | | | | |
|----------------------------------------------|------------------------------|----------------------------------------------|------------------------------|--------------------------|-----------------------------------|-----------------------------|-----------------------------------|-----------------------------|--|
| JANUARY 1, 2024 MARCH 31, 2024 91 DAYS | | JANUARY 1, 2025 MARCH 31, 2025 90 DAYS | | VEHICLE CLASS | MONTH OF MARCH 2025 31 DAYS | | MONTH OF MARCH 2024 31 DAYS | | |
| NUMBER OF VEHICLES | TOTAL REVENUE | NUMBER OF VEHICLES | TOTAL REVENUE | | NUMBER OF VEHICLES | TOTAL REVENUE | NUMBER OF VEHICLES | TOTAL REVENUE | |
| 275,445 | \$ 475,645.75 (14,671.86) | 225,323 | \$ 377,785.50 (17,709.50) | Passenger Discounts * | 79,317 | \$ 134,134.25 (7,655.50) | 97,934 | \$ 171,314.25 (4,285.00) | |
| 275,445 | \$ 460,973.89 | 225,323 | \$ 360,076.00 | TOTAL PASSENGER | 79,317 | \$ 126,478.75 | 97,934 | \$ 167,029.25 | |
| 8,140 | 74,106.00 | 8,765 | 79,328.00 | 2-Axle Trucks | 2,892 | 26,246.00 | 2,644 | 24,104.00 | |
| 2,982 | 40,956.00 | 2,824 | 38,617.50 | 3-Axle Trucks | 1,178 | 16,122.00 | 1,034 | 14,173.50 | |
| 9,774 | 178,862.00 | 10,718 | 196,950.00 | 4-Axle Trucks | 4,617 | 84,622.00 | 3,194 | 58,330.00 | |
| 11,091 | 252,110.00 | 10,059 | 228,230.00 | 5-Axle Trucks | 3,622 | 82,220.00 | 4,168 | 94,782.50 | |
| 92 | 2,520.00 | 124 | 3,354.00 | 6-Axle Trucks | 39 | 1,059.00 | 22 | 600.00 | |
| 4 | 126.00 | 7 | 224.00 | 7-Axle Trucks | 1 | 31.50 | 1 | 31.50 | |
| 32,083 | \$ 548,680.00 | 32,497 | \$ 546,703.50 | TOTAL TRUCKS | 12,349 | \$ 210,300.50 | 11,063 | \$ 192,021.50 | |
| 307,528 | \$ 1,009,653.89 | 257,820 | \$ 906,779.50 | TOTAL TOLL VEHICLES | 91,666 | \$ 336,779.25 | 108,997 | \$ 359,050.75 | |
| 3,379 | \$ 11,095.10 | 2,865 | \$ 10,075.33 | DAILY AVERAGE | 2,957 | \$ 10,863.85 | 3,516 | \$ 11,582.28 | |
| Rate Change | | | | | Rate Change | | | | |
| Traffic (toll) | | -16.16% | | | Traffic (toll) | | -15.90% | | |
| Autos | | -18.20% | | | Autos | | -19.01% | | |
| Trucks | | 1.29% | | | Trucks | | 11.62% | | |
| Revenue | | -10.19% | | | Revenue | | -6.20% | | |
| Autos | | -21.89% | | | Autos | | -24.28% | | |
| Trucks | | -0.36% | | | Trucks | | 9.52% | | |

DELAWARE RIVER JOINT TOLL BRIDGE COMMISSION

DELAWARE WATER GAP TOLL BRIDGE

COMPARATIVE STATEMENT OF TOLL TRAFFIC AND REVENUE

| MARCH 2025 | | | | | | | | | | | | |
|----------------------------------------------|------------------|---------------|----------------------------------------------|------------------|---------------|-----------------------------------|-----------------------|-----------------------------------|--------------|-----------------------|------------------|--------------|
| JANUARY 1, 2024 MARCH 31, 2024 91 DAYS | | | JANUARY 1, 2025 MARCH 31, 2025 90 DAYS | | | MONTH OF MARCH 2025 31 DAYS | | MONTH OF MARCH 2024 31 DAYS | | | | |
| NUMBER OF VEHICLES | TOTAL REVENUE | | NUMBER OF VEHICLES | TOTAL REVENUE | | VEHICLE CLASS | NUMBER OF VEHICLES | TOTAL REVENUE | | NUMBER OF VEHICLES | TOTAL REVENUE | |
| 1,760,056 | \$ | 3,157,398.25 | 1,613,635 | \$ | 2,832,845.50 | Passenger | 549,213 | \$ | 972,082.75 | 624,192 | \$ | 1,144,967.25 |
| | | (23,808.50) | | | (16,782.00) | Discounts * | - | | (7,345.50) | - | | (3,768.25) |
| 1,760,056 | \$ | 3,133,589.75 | 1,613,635 | \$ | 2,816,063.50 | TOTAL PASSENGER | 549,213 | \$ | 964,737.25 | 624,192 | \$ | 1,141,199.00 |
| 65,458 | | 599,921.00 | 63,571 | | 580,428.00 | 2-Axle Trucks | 21,968 | | 200,727.00 | 23,041 | | 211,257.00 |
| 19,627 | | 268,356.00 | 18,977 | | 259,315.50 | 3-Axle Trucks | 6,399 | | 87,447.00 | 7,015 | | 95,955.00 |
| 16,464 | | 300,852.00 | 15,987 | | 292,960.00 | 4-Axle Trucks | 5,464 | | 100,266.00 | 5,455 | | 99,752.00 |
| 283,450 | | 6,456,155.00 | 284,416 | | 6,480,167.50 | 5-Axle Trucks | 93,741 | | 2,135,977.50 | 98,281 | | 2,238,562.50 |
| 6,911 | | 187,368.00 | 6,991 | | 189,891.00 | 6-Axle Trucks | 2,402 | | 65,169.00 | 2,472 | | 66,987.00 |
| 240 | | 8,813.50 | 252 | | 8,872.00 | 7-Axle Trucks | 69 | | 2,476.00 | 82 | | 2,928.00 |
| 392,150 | \$ | 7,821,465.50 | 390,194 | \$ | 7,811,634.00 | TOTAL TRUCKS | 130,043 | \$ | 2,592,062.50 | 136,346 | \$ | 2,715,441.50 |
| 2,152,206 | \$ | 10,955,055.25 | 2,003,829 | \$ | 10,627,697.50 | TOTAL TOLL VEHICLES | 679,256 | \$ | 3,556,799.75 | 760,538 | \$ | 3,856,640.50 |
| 23,651 | \$ | 120,385.22 | 22,265 | \$ | 118,085.53 | DAILY AVERAGE | 21,911 | \$ | 114,735.48 | 24,533 | \$ | 124,407.76 |
| Rate Change | | | | | | | | | | | | |
| Traffic (toll) | | -6.89% | | | | Rate Change | | Traffic (toll) | | -10.69% | | |
| Autos | | -8.32% | | | | | | Autos | | -12.01% | | |
| Trucks | | -0.50% | | | | | | Trucks | | -4.62% | | |
| Revenue | | -2.99% | | | | Revenue | | Revenue | | -7.77% | | |
| Autos | | -10.13% | | | | | | Autos | | -15.46% | | |
| Trucks | | -0.13% | | | | | | Trucks | | -4.54% | | |

DELAWARE RIVER JOINT TOLL BRIDGE COMMISSION
MILFORD - MONTAGUE TOLL BRIDGE
COMPARATIVE STATEMENT OF TOLL TRAFFIC AND REVENUE

| MARCH 2025 | | | | | | | | | |
|----------------------------------------------|------------------|----------------------------------------------|------------------|---------------------|-----------------------------------|------------------|-----------------------------------|------------------|--|
| JANUARY 1, 2024 MARCH 31, 2024 91 DAYS | | JANUARY 1, 2025 MARCH 31, 2025 90 DAYS | | VEHICLE CLASS | MONTH OF MARCH 2025 31 DAYS | | MONTH OF MARCH 2024 31 DAYS | | |
| NUMBER OF VEHICLES | TOTAL REVENUE | NUMBER OF VEHICLES | TOTAL REVENUE | | NUMBER OF VEHICLES | TOTAL REVENUE | NUMBER OF VEHICLES | TOTAL REVENUE | |
| 243,746 | \$ 427,595.25 | 228,377 | \$ 385,467.75 | Passenger | 81,890 | \$ 139,538.75 | 88,103 | \$ 156,928.25 | |
| | (11,897.36) | | (18,712.50) | Discounts * | | (6,461.50) | | (2,892.50) | |
| 243,746 | \$ 415,697.89 | 228,377 | \$ 366,755.25 | TOTAL PASSENGER | 81,890 | \$ 133,077.25 | 88,103 | \$ 154,035.75 | |
| 6,935 | 63,518.00 | 8,114 | 73,736.00 | 2-Axle Trucks | 2,943 | 26,729.00 | 2,371 | 21,717.00 | |
| 725 | 10,048.50 | 600 | 8,268.00 | 3-Axle Trucks | 239 | 3,277.50 | 267 | 3,720.00 | |
| 479 | 8,946.00 | 561 | 10,484.00 | 4-Axle Trucks | 236 | 4,382.00 | 153 | 2,836.00 | |
| 1,691 | 38,567.50 | 1,836 | 41,810.00 | 5-Axle Trucks | 697 | 15,870.00 | 610 | 13,942.50 | |
| 87 | 2,364.00 | 84 | 2,286.00 | 6-Axle Trucks | 32 | 873.00 | 32 | 870.00 | |
| | | 25 | 791.00 | 7-Axle Trucks | 2 | 63.00 | - | - | |
| 9,917 | \$ 123,444.00 | 11,220 | \$ 137,375.00 | TOTAL TRUCKS | 4,149 | \$ 51,194.50 | 3,433 | \$ 43,085.50 | |
| 253,663 | \$ 539,141.89 | 239,597 | \$ 504,130.25 | TOTAL TOLL VEHICLES | 86,039 | \$ 184,271.75 | 91,536 | \$ 197,121.25 | |
| 2,788 | \$ 5,924.64 | 2,662 | \$ 5,601.45 | DAILY AVERAGE | 2,775 | \$ 5,944.25 | 2,953 | \$ 6,358.75 | |
| Rate Change | | | | | Rate Change | | | | |
| Traffic (toll) | | -5.55% | | | Traffic (toll) | | -6.01% | | |
| Autos | | -6.31% | | | Autos | | -7.05% | | |
| Trucks | | 13.14% | | | Trucks | | 20.86% | | |
| Revenue | | -6.49% | | | Revenue | | -6.52% | | |
| Autos | | -11.77% | | | Autos | | -13.61% | | |
| Trucks | | 11.29% | | | Trucks | | 18.82% | | |



Delaware River Joint Toll Bridge Commission Toll Supported Bridge - Westbound Traffic Counts March 2025

| Bridge | Westbound Volume | | | | | |
|-----------------------------------------|------------------|------------------|--------------|------------------|------------------|--------------|
| | March 2025 | March 2024 | % Change | YTD 2025 | YTD 2024 | % Change |
| Lower Trenton | 456,746 | 473,731 | -3.6% | 1,269,227 | 1,329,027 | -4.5% |
| Calhoun Street ¹ | 326,918 | 310,739 | 5.2% | 899,267 | 850,271 | 5.8% |
| Washington Crossing | 131,895 | 126,424 | 4.3% | 357,298 | 347,802 | 2.7% |
| New Hope-Lambertville ² | 150,087 | 160,820 | -6.7% | 342,873 | 517,850 | -33.8% |
| Centre Bridge- Stockton | 89,957 | 73,799 | 21.9% | 231,860 | 199,287 | 16.3% |
| Uhlerstown-Frenchtown ³ | - | 93,306 | -100.0% | 101,445 | 260,707 | -61.1% |
| Upper Black Eddy-Milford ^{3,4} | 83,094 | 46,123 | 80.2% | 171,632 | 123,918 | 38.5% |
| Riegelsville | 48,912 | 46,977 | 4.1% | 127,941 | 126,663 | 1.0% |
| Northampton Street | 393,040 | 384,495 | 2.2% | 1,091,747 | 1,075,605 | 1.5% |
| Riverton-Belvidere | 73,871 | 69,174 | 6.8% | 197,533 | 149,961 | 31.7% |
| Total | 1,754,520 | 1,785,587 | -1.7% | 4,790,823 | 4,981,091 | -3.8% |

NOTES:

1. In 2024, traffic counter was recalibrated several times to get more accurate counts. Construction by NJDOT on US Route 29 in New Jersey had lane closures into December 2024, which may have affected counts. Traffic counts will continue to be monitored monthly.

2. On February 14, 2025, eastbound traffic detour was removed and the bridge was reopened to two-way traffic. Daily flagging of alternating traffic continued to occur under Contract No. TS-694A NH-L TSB Rehabilitation through March 2025. During Contract No. TS-694A NH-L TSB Rehabilitation, traffic counter was reconfigured to count WB traffic only in October 2024. Traffic counter was reconfigured for two-way traffic on Monday, March 3, 2025

3. On February 20, 2025, westbound (PA bound) traffic detoured under Contract No. TS-642A U-F TSB Rehabilitation. Detour expected to remain in place until November 2025. Westbound traffic is detoured over the Upper Black Eddy-Milford TSB. Traffic counter was reconfigured to one-way eastbound (NJ bound) counts on Monday, March 3, 2025. Traffic counter to be relocated to a new pole as part of Contract No. TS-642A U-F TSB Rehabilitation.

4. Total traffic volume appears to be correct. However, based on the geometry on the bridge, the location of the traffic sensor, and the driving habits of motorists, we will continue to monitor the Eastbound/Westbound directional percentage split.

**Due to the narrowness of many of the toll-supported bridges, some vehicles drive over the centerline when there is no oncoming traffic, causing directional misclassification.*

**With the upgrade of the traffic counting sensors in 2023, there have been some significant drops in traffic counts at some locations. Commission Staff has been in communication with the vendor, Signal Service, and is working to adjust and verify the new sensors are reporting as accurate as possible. In doing so, we have identified the previous counters may have been inaccurate at times at some of the locations. This could be caused by a number of factors including being out of calibration, double counting due to microwave reflections and/or driver behavior (i.e. straddling the lane line when no opposing traffic is coming) and also the geometry at those specific sites. Signal Service has been to the sites and verified counts and the newer sensors are within a margin of error of 5-7%. Sites where our counts are 10-15% lower than previous years are believed to be as a result of more accurate counts. Sites with counts greater than 15% differences from last year are being examined, will be visited and recalibrated, or counter hardware will be physically moved to see if we can achieve better results. Once Signal Service and the Commission Staff agree the counts are accurate, they will serve as a new baseline for our traffic counts. Going forward, Signal Service will perform routine recalibrations and documented verification counts quarterly at the sites to assure the Commission that the counters are recording traffic accurately.*



Delaware River Joint Toll Bridge Commission Toll-Supported Bridge Traffic Counts March 2025

| Bridge | Eastbound | | | | Westbound | | | | Total Volume | |
|-----------------------------------------|----------------|--------------|----------------|--------------|------------------|--------------|------------------|--------------|------------------|------------------|
| | March 2025 | | March 2024 | | March 2025 | | March 2024 | | March 2025 | March 2024 |
| | Volume | % of Total | Volume | % of Total | Volume | % of Total | Volume | % of Total | | |
| Lower Trenton | 86,294 | 15.9% | 86,575 | 15.5% | 456,746 | 84.1% | 473,731 | 84.5% | 543,040 | 560,306 |
| Calhoun Street ¹ | 225,144 | 40.8% | 212,203 | 40.6% | 326,918 | 59.2% | 310,739 | 59.4% | 552,062 | 522,942 |
| Washington Crossing | 64,553 | 32.9% | 70,564 | 35.8% | 131,895 | 67.1% | 126,424 | 64.2% | 196,448 | 196,988 |
| New Hope-Lambertville ² | 111,839 | 42.7% | - | 0.0% | 150,087 | 57.3% | 160,820 | 100.0% | 261,926 | 160,820 |
| Centre Bridge- Stockton | 60,196 | 40.1% | 58,453 | 44.2% | 89,957 | 59.9% | 73,799 | 55.8% | 150,153 | 132,252 |
| Uhlerstown-Frenchtown ³ | 36,260 | 100.0% | 37,578 | 28.7% | - | 0.0% | 93,306 | 71.3% | 36,260 | 130,883 |
| Upper Black Eddy-Milford ^{3,4} | 64,476 | 43.7% | 56,195 | 54.9% | 83,094 | 56.3% | 46,123 | 45.1% | 147,570 | 102,318 |
| Riegelsville | 39,005 | 44.4% | 38,746 | 45.2% | 48,912 | 55.6% | 46,977 | 54.8% | 87,917 | 85,723 |
| Northampton Street | 168,363 | 30.0% | 170,082 | 30.7% | 393,040 | 70.0% | 384,495 | 69.3% | 561,403 | 554,577 |
| Riverton-Belvidere | 53,450 | 42.0% | 48,630 | 41.3% | 73,871 | 58.0% | 69,174 | 58.7% | 127,321 | 117,804 |
| Total | 909,580 | 34.1% | 779,026 | 30.4% | 1,754,520 | 65.9% | 1,785,587 | 69.6% | 2,664,100 | 2,564,613 |

NOTES:

1. In 2024, traffic counter was recalibrated several times to get more accurate counts. Construction by NJDOT on US Route 29 in New Jersey had lane closures into December 2024, which may have affected counts. Traffic counts will continue to be monitored monthly.

2. On February 14, 2025, eastbound traffic detour was removed and the bridge was reopened to two-way traffic. Daily flagging of alternating traffic continued to occur under Contract No. TS-694A NH-L TSB Rehabilitation through March 2025. During Contract No. TS-694A NH-L TSB Rehabilitation, traffic counter was reconfigured to count WB traffic only in October 2024. Traffic counter was reconfigured for two-way traffic on Monday, March 3, 2025

3. On February 20, 2025, westbound (PA bound) traffic detoured under Contract No. TS-642A U-F TSB Rehabilitation. Detour expected to remain in place until November 2025. Westbound traffic is detoured over the Upper Black Eddy-Milford TSB. Traffic counter was reconfigured to one-way eastbound (NJ bound) counts on Monday, March 3, 2025. Traffic counter to be relocated to a new pole as part of Contract No. TS-642A U-F TSB Rehabilitation.

4. Total traffic volume appears to be correct. However, based on the geometry on the bridge, the location of the traffic sensor, and the driving habits of motorists, we will continue to monitor the Eastbound/Westbound directional percentage split.

**Due to the narrowness of many of the toll-supported bridges, some vehicles drive over the centerline when there is no oncoming traffic, causing directional misclassification.*

**With the upgrade of the traffic counting sensors in 2023, there have been some significant drops in traffic counts at some locations. Commission Staff has been in communication with the vendor, Signal Service, and is working to adjust and verify the new sensors are reporting as accurate as possible. In doing so, we have identified the previous counters may have been inaccurate at times at some of the locations. This could be caused by a number of factors including being out of calibration, double counting due to microwave reflections and/or driver behavior (i.e. straddling the lane line when no opposing traffic is coming) and also the geometry at those specific sites. Signal Service has been to the sites and verified counts and the newer sensors are within a margin of error of 5-7%. Sites where our counts are 10-15% lower than previous years are believed to be as a result of more accurate counts. Sites with counts greater than 15% differences from last year are being examined, will be visited and recalibrated, or counter hardware will be physically moved to see if we can achieve better results. Once Signal Service and the Commission Staff agree the counts are accurate, they will serve as a new baseline for our traffic counts. Going forward, Signal Service will perform routine recalibrations and documented verification counts quarterly at the sites to assure the Commission that the counters are recording traffic accurately.*



Delaware River Joint Toll Bridge Commission

Toll Supported Bridge - Two Way Traffic Counts

March 2025

| Bridge | Total Volume | | | | | |
|-----------------------------------------|------------------|------------------|-------------|------------------|------------------|--------------|
| | March 2025 | March 2024 | % Change | YTD 2025 | YTD 2024 | % Change |
| Lower Trenton | 543,040 | 560,306 | -3.1% | 1,502,376 | 1,565,673 | -4.0% |
| Calhoun Street ¹ | 552,062 | 522,942 | 5.6% | 1,519,676 | 1,329,760 | 14.3% |
| Washington Crossing | 196,448 | 196,988 | -0.3% | 538,139 | 533,767 | 0.8% |
| New Hope-Lambertville ² | 261,926 | 160,820 | 62.9% | 498,157 | 638,863 | -22.0% |
| Centre Bridge- Stockton | 150,153 | 132,252 | 13.5% | 393,332 | 352,870 | 11.5% |
| Uhlerstown-Frenchtown ³ | 36,260 | 130,883 | -72.3% | 225,375 | 370,446 | -39.2% |
| Upper Black Eddy-Milford ^{3,4} | 147,570 | 102,318 | 44.2% | 334,713 | 277,201 | 20.7% |
| Riegelsville | 87,917 | 85,723 | 2.6% | 232,600 | 233,446 | -0.4% |
| Northampton Street | 561,403 | 554,577 | 1.2% | 1,559,928 | 1,545,576 | 0.9% |
| Riverton-Belvidere | 127,321 | 117,804 | 8.1% | 339,343 | 318,785 | 6.4% |
| Total | 2,664,100 | 2,564,613 | 3.9% | 7,143,639 | 7,166,386 | -0.3% |

NOTES:

1. In 2024, traffic counter was recalibrated several times to get more accurate counts. Construction by NJDOT on US Route 29 in New Jersey had lane closures into December 2024, which may have affected counts. Traffic counts will continue to be monitored monthly.

2. On February 14, 2025, eastbound traffic detour was removed and the bridge was reopened to two-way traffic. Daily flagging of alternating traffic continued to occur under Contract No. TS-694A NH-L TSB Rehabilitation through March 2025. During Contract No. TS-694A NH-L TSB Rehabilitation, traffic counter was reconfigured to count WB traffic only in October 2024. Traffic counter was reconfigured for two-way traffic on Monday, March 3, 2025

3. On February 20, 2025, westbound (PA bound) traffic detoured under Contract No. TS-642A U-F TSB Rehabilitation. Detour expected to remain in place until November 2025. Westbound traffic is detoured over the Upper Black Eddy-Milford TSB. Traffic counter was reconfigured to one-way eastbound (NJ bound) counts on Monday, March 3, 2025. Traffic counter to be relocated to a new pole as part of Contract No. TS-642A U-F TSB Rehabilitation.

4. Total traffic volume appears to be correct. However, based on the geometry on the bridge, the location of the traffic sensor, and the driving habits of motorists, we will continue to monitor the Eastbound/Westbound directional percentage split.

**Due to the narrowness of many of the toll-supported bridges, some vehicles drive over the centerline when there is no oncoming traffic, causing directional misclassification.*

**With the upgrade of the traffic counting sensors in 2023, there have been some significant drops in traffic counts at some locations. Commission Staff has been in communication with the vendor, Signal Service, and is working to adjust and verify the new sensors are reporting as accurate as possible. In doing so, we have identified the previous counters may have been inaccurate at times at some of the locations. This could be caused by a number of factors including being out of calibration, double counting due to microwave reflections and/or driver behavior (i.e. straddling the lane line when no opposing traffic is coming) and also the geometry at those specific sites. Signal Service has been to the sites and verified counts and the newer sensors are within a margin of error of 5-7%. Sites where our counts are 10-15% lower than previous years are believed to be as a result of more accurate counts. Sites with counts greater than 15% differences from last year are being examined, will be visited and recalibrated, or counter hardware will be physically moved to see if we can achieve better results. Once Signal Service and the Commission Staff agree the counts are accurate, they will serve as a new baseline for our traffic counts. Going forward, Signal Service will perform routine recalibrations and documented verification counts quarterly at the sites to assure the Commission that the counters are recording traffic accurately.*



Delaware River Joint Toll Bridge Commission

Toll Bridge - Two Way Traffic Counts

March 2025

| Bridge | Total Volume (all classes) | | | | | |
|------------------------------------|----------------------------|------------------|--------------|-------------------|-------------------|--------------|
| | March 2025 | March 2024 | % Change | YTD 2025 | YTD 2024 | % Change |
| Trenton-Morrisville | 1,614,518 | 1,590,051 | 1.5% | 4,437,303 | 4,443,681 | -0.1% |
| Scudder Falls | 1,415,575 | 1,375,347 | 2.9% | 3,910,999 | 3,843,827 | 1.7% |
| New Hope-Lambertville ¹ | 331,104 | 412,623 | -19.8% | 1,023,747 | 1,068,010 | -4.1% |
| Interstate 78 ² | 1,950,508 | 1,897,353 | 2.8% | 5,275,287 | 5,251,062 | 0.5% |
| Easton - Phillipsburg | 1,059,176 | 1,030,520 | 2.8% | 2,882,264 | 2,879,614 | 0.1% |
| Portland-Columbia ^{3,4} | 192,597 | 239,103 | -19.5% | 539,234 | 649,290 | -17.0% |
| Delaware Water Gap ^{3,4} | 1,352,895 | 1,537,048 | -12.0% | 3,979,014 | 4,351,634 | -8.6% |
| Milford - Montague | 185,362 | 191,842 | -3.4% | 510,322 | 533,227 | -4.3% |
| Total | 8,101,735 | 8,273,887 | -2.1% | 22,558,170 | 23,020,345 | -2.0% |

NOTES:

- On January 30, 2024, eastbound traffic detour set in in place due to construction under Contract No. TS-694A NH-L TSB Rehabilitation. On February 17, 2025, NH-L TSB eastbound traffic detour was removed and the bridge was reopened to two-way traffic. Daily flagging of alternating traffic to continue to occur under Contract No. TS-694A NH-L TSB Rehabilitation through March 2025.
- Construction for Contract T-766A I-78 NJ Roadway Rehabilitation and Power & Communication Infrastructure Improvements began on April 15, 2024. Work continues into 2025 and includes daily lane closures. Work related to T-766A required daily and nightly ORT Lane closures druing the weekends of 3/21/2025 - 3/24/2025 and 3/28/2025 - 3/31/2025. These closures may affect total traffic counts.
- On December 6, 2022, a portion of Route 611 North of Portland was closed indefinitely after a rockfall occurred in Delaware Water Gap Borough. On November 9, 2024, this portion of Route 611 was re-opened to traffic in a long-term temporary configuration of one lane, alternating via traffic signals. It will remain in this configuration until a permanent solution is decided on in the future.
- Between December 2024 and March 2025, multiple sink holes appeared along the Interstate 80 (I-80) corridor near Wharton, NJ, about 35 miles East of the DWG Toll Bridge. On March 19, 2025, Interstate 80 was shut down in both directions. Effects of this can be seen in this month's traffic counts at Delaware Water Gap and Portland – Columbia Toll Bridges.

DELAWARE RIVER JOINT TOLL BRIDGE COMMISSION

Meeting of April 28th, 2025

STATISTICAL SUMMARY OF EXPENDITURES

There follow reports entitled **“Budget vs Actual”** covering the month of March 2025 relative to Toll Bridges, Toll Supported Bridges and Administration Departments.

Total operating expenses plus encumbrance totaled \$6,975,854 for the month of March. For the 2025 fiscal period, total expenses plus encumbrances amounted to \$21,939,122 which represents 80.11% of 2025 year-to-date operating budget.

There were no unusual expenses during the month.

Delaware River Joint Toll Bridge Commission
Budget vs Actual
For the Three Months Ending March 31, 2025

TOTAL COMMISSION

| | Annual Budget 2025 | YTD Budget 2025 | Expended For The Month | Expended Year To Date | Encumbered | Remaining Annual Budget |
|--------------------------------------|-----------------------------------|--------------------------------|---------------------------------------|--------------------------------------|--------------------|----------------------------------------|
| Regular Employee Salaries | \$27,551,941 | 6,365,426 | \$1,854,316 | \$5,920,348 | \$0 | \$21,631,594 |
| Part-Time Employee Wages | 579,342 | 219,835 | 0 | 56,675 | 0 | 522,667 |
| Overtime Wages | 2,912,290 | 726,509 | 411,475 | 873,696 | 0 | 2,038,594 |
| Pension Contributions | 10,188,616 | 2,343,752 | 673,612 | 2,044,634 | 0 | 8,143,982 |
| FICA Contributions | 2,458,505 | 565,554 | 181,431 | 550,043 | 0 | 1,908,462 |
| Regular Employee Healthcare Benefits | 14,780,447 | 3,707,252 | 1,132,759 | 2,946,641 | 0 | 11,833,806 |
| Life Insurance Benefits | 308,512 | 76,870 | 23,543 | 71,722 | 0 | 236,790 |
| Unemployment Compensation Benefits | 287,000 | 71,750 | 0 | 376 | 0 | 286,624 |
| Utility Expense | 1,131,639 | 408,764 | 125,767 | 259,778 | 93,433 | 778,428 |
| Office Expense | 390,286 | 136,785 | 21,626 | 44,186 | 53,750 | 292,349 |
| Telecommunication Expense | 1,700,709 | 425,177 | 118,639 | 336,642 | 32,287 | 1,331,780 |
| Information Technology Expense | 1,325,444 | 721,361 | 82,078 | 214,548 | 193,584 | 917,312 |
| Professional Development/Meetings | 782,669 | 324,236 | 21,206 | 67,859 | 125,246 | 589,563 |
| Vehicle Maintenance Expense and Fuel | 767,417 | 486,993 | 97,491 | 105,184 | 319,584 | 342,649 |
| Operations Maintenance Expense | 2,339,974 | 1,178,592 | 116,772 | 125,117 | 893,585 | 1,321,273 |
| ESS Operating Maintenance Expense | 1,500,000 | 375,000 | 40,663 | 177,983 | 30,665 | 1,291,353 |
| Commission Expense | 26,448 | 6,612 | 339 | 2,746 | 0 | 23,702 |
| Toll Collection Expense | 13,755 | 13,189 | 0 | 5,605 | 0 | 8,150 |
| Uniform Expense | 329,606 | 83,583 | 13,249 | 25,108 | 9,157 | 295,341 |
| Business Insurance | 6,390,459 | 1,541,365 | 491,782 | 1,325,974 | 0 | 5,064,486 |
| Licenses & Inspections Expense | 26,593 | 6,648 | 1,179 | 3,431 | 0 | 23,162 |
| Advertising | 66,458 | 11,615 | 409 | 2,222 | 0 | 64,236 |
| Professional Services | 4,209,512 | 1,104,927 | 82,990 | 244,101 | 8,333 | 3,957,078 |
| State Police Bridge Security | 8,058,398 | 2,014,600 | 629,952 | 1,843,219 | 0 | 6,215,179 |
| ETC Equip/Traffic Counter Maint | 1,500,000 | 376,220 | 101,836 | 308,010 | 7,506 | 1,184,484 |
| General Contingency | 500,000 | 125,010 | 0 | 0 | 0 | 500,000 |
| ETC Operating Expense | 15,879,666 | 3,969,916 | 719,845 | 2,616,145 | 0 | 13,263,520 |
| Total | \$106,005,685 | \$27,387,542 | \$6,942,957 | \$20,171,992 | \$1,767,130 | \$84,066,563 |

Delaware River Joint Toll Bridge Commission
Budget vs Actual
For the Three Months Ending March 31, 2025

ADMINISTRATION*

| | Annual Budget 2025 | YTD Budget 2025 | Expended For The Month | Expended Year To Date | Encumbered | Remaining Annual Budget |
|--------------------------------------|-----------------------------------|--------------------------------|---------------------------------------|--------------------------------------|-------------------|----------------------------------------|
| OPERATING EXPENSE | | | | | | |
| Regular Employee Salaries | \$6,736,631 | 1,556,800 | \$552,528 | \$1,554,784 | \$0 | \$5,181,847 |
| Part-Time Employee Wages | 472,000 | 118,000 | 0 | 0 | 0 | 472,000 |
| Overtime Wages | 10,101 | 2,525 | 169 | 13,545 | 0 | (3,444) |
| Pension Contributions | 2,158,834 | 498,173 | 147,128 | 444,729 | 0 | 1,714,105 |
| FICA Contributions | 521,633 | 120,372 | 42,337 | 120,597 | 0 | 401,036 |
| Regular Employee Healthcare Benefits | 2,854,332 | 715,816 | 207,613 | 520,227 | 0 | 2,334,105 |
| Life Insurance Benefits | 72,521 | 18,130 | 5,588 | 16,695 | 0 | 55,826 |
| Unemployment Compensation Benefits | 287,000 | 71,750 | 0 | 376 | 0 | 286,624 |
| Utility Expense | 148,700 | 43,501 | 26,311 | 61,657 | 0 | 87,043 |
| Office Expense | 266,425 | 105,231 | 15,054 | 35,351 | 37,640 | 193,434 |
| Telecommunication Expense | 166,319 | 41,580 | 8,792 | 26,863 | 0 | 139,456 |
| Information Technology Expense | 1,306,000 | 716,500 | 82,078 | 214,548 | 193,584 | 897,868 |
| Professional Development/Meetings | 636,707 | 288,927 | 19,492 | 64,365 | 125,246 | 447,096 |
| Vehicle Maintenance Expense and Fuel | 52,334 | 44,008 | 6,474 | 7,222 | 28,225 | 16,888 |
| Operations Maintenance Expense | 206,750 | 60,094 | 11,200 | 11,110 | 7,196 | 188,444 |
| Commission Expense | 26,448 | 6,612 | 339 | 2,746 | 0 | 23,702 |
| Uniform Expense | 10,747 | 2,687 | 0 | 586 | 0 | 10,162 |
| Business Insurance | 519,404 | 73,601 | 24,749 | (73,139) | 0 | 592,544 |
| Licenses & Inspections Expense | 500 | 125 | 0 | 104 | 0 | 396 |
| Advertising | 66,458 | 11,615 | 409 | 2,222 | 0 | 64,236 |
| Professional Services | 1,524,512 | 433,677 | 77,594 | 238,705 | 8,333 | 1,277,474 |
| General Contingency | 500,000 | 125,010 | 0 | 0 | 0 | 500,000 |
| ETC Operating Expense | 0 | 0 | (975,491) | 0 | 0 | 0 |
| OPERATING EXPENSE SUBTOTAL | \$18,544,359 | \$5,054,733 | \$252,364 | \$3,263,294 | \$400,224 | \$14,880,840 |
| ADM OPS ALLOCATION | | | | | | |
| TES Allocation | | | (124,393) | (335,193) | | |
| ADM OPS ALLOCATION SUBTOTAL | | | (124,393) | (335,193) | | |
| | | | \$0 | \$0 | | |
| TOTAL EXPENSES | | | \$127,971 | \$2,928,101 | | |

* Includes Executive, Human Resources, Accounting, EZPass, Purchasing, Information Technology, Community Affairs, Contract/Compliance, and Training & Employee Safety.

Delaware River Joint Toll Bridge Commission
Budget vs Actual
For the Three Months Ending March 31, 2025

ADMINISTRATION - OPERATIONS*

| | Annual Budget 2025 | YTD Budget 2025 | Expended For The Month | Expended Year To Date | Encumbered | Remaining Annual Budget |
|--------------------------------------|-----------------------------------|--------------------------------|---------------------------------------|--------------------------------------|-------------------|----------------------------------------|
| OPERATING EXPENSE | | | | | | |
| Regular Employee Salaries | \$4,349,098 | 980,820 | \$296,079 | \$975,557 | \$0 | \$3,373,541 |
| Overtime Wages | 348,988 | 87,138 | 46,962 | 82,077 | 0 | 266,911 |
| Pension Contributions | 1,973,952 | 454,843 | 151,539 | 459,414 | 0 | 1,514,538 |
| FICA Contributions | 474,120 | 109,248 | 34,899 | 108,047 | 0 | 366,073 |
| Regular Employee Healthcare Benefits | 2,334,846 | 585,658 | 180,886 | 457,453 | 0 | 1,877,394 |
| Life Insurance Benefits | 61,040 | 15,236 | 4,848 | 14,766 | 0 | 46,274 |
| Utility Expense | 118,800 | 37,552 | 1,068 | 57 | 0 | 118,743 |
| Office Expense | 52,924 | 13,231 | 3,716 | 5,731 | 3,616 | 43,577 |
| Telecommunication Expense | 174,703 | 43,676 | 7,214 | 20,785 | 0 | 153,918 |
| Professional Development/Meetings | 110,451 | 26,432 | 1,714 | 3,494 | 0 | 106,957 |
| Vehicle Maintenance Expense and Fuel | 125,000 | 76,250 | 20,784 | 14,935 | 64,124 | 45,941 |
| Operations Maintenance Expense | 463,395 | 372,399 | 8,896 | 6,813 | 359,609 | 96,973 |
| ESS Operating Maintenance Expense | 1,500,000 | 375,000 | 40,663 | 177,983 | 30,665 | 1,291,353 |
| Uniform Expense | 62,630 | 16,839 | 1,536 | 2,317 | 2,535 | 57,778 |
| Business Insurance | 343,071 | 85,768 | 27,413 | 82,239 | 0 | 260,832 |
| Licenses & Inspections Expense | 3,015 | 754 | 0 | 350 | 0 | 2,665 |
| Professional Services | 2,685,000 | 671,250 | 5,396 | 5,396 | 0 | 2,679,605 |
| OPERATING EXPENSE SUBTOTAL | \$15,181,033 | \$3,952,093 | \$833,611 | \$2,417,413 | \$460,549 | \$12,303,071 |
| ADM OPS ALLOCATION | | | | | | |
| TES Allocation | | | 21,645 | 58,325 | | |
| Toll Operation Allocation | | | (68,653) | (230,759) | | |
| Bridge Maint Allocation | | | (256,133) | (694,278) | | |
| PSBS Allocation | | | (410,800) | (1,247,447) | | |
| ADM OPS ALLOCATION SUBTOTAL | | | (\$713,942) | (\$2,114,160) | | |
| TOTAL EXPENSES | | | \$119,669 | \$303,253 | | |

* Includes Engineering, Maintenance/Toll Operation, Southern Region Maintenance Center, Public Safety and Bridge Security.

Delaware River Joint Toll Bridge Commission
Budget vs Actual
For the Three Months Ending March 31, 2025

SOUTHERN REGION TOLL BRIDGE

| | Annual Budget 2025 | YTD Budget 2025 | Expended For The Month | Expended Year To Date | Encumbered | Remaining Annual Budget |
|--------------------------------------|-----------------------------------|--------------------------------|---------------------------------------|--------------------------------------|-------------------|----------------------------------------|
| OPERATING EXPENSE | | | | | | |
| Regular Employee Salaries | \$3,425,617 | 795,389 | \$189,154 | \$677,800 | \$0 | \$2,747,817 |
| Part-Time Employee Wages | 30,000 | 30,000 | 0 | 20,946 | 0 | 9,054 |
| Overtime Wages | 606,912 | 151,365 | 83,026 | 182,078 | 0 | 424,834 |
| Pension Contributions | 1,283,898 | 294,519 | 79,264 | 245,412 | 0 | 1,038,486 |
| FICA Contributions | 310,672 | 71,270 | 20,671 | 66,927 | 0 | 243,746 |
| Regular Employee Healthcare Benefits | 1,881,896 | 472,037 | 146,388 | 395,748 | 0 | 1,486,148 |
| Life Insurance Benefits | 37,384 | 9,284 | 2,776 | 8,494 | 0 | 28,890 |
| Utility Expense | 287,505 | 91,416 | 35,090 | 66,595 | 17,603 | 203,308 |
| Office Expense | 25,305 | 6,326 | 978 | 1,084 | 4,384 | 19,837 |
| Telecommunication Expense | 221,119 | 55,280 | 9,905 | 45,142 | 0 | 175,977 |
| Information Technology Expense | 8,679 | 2,170 | 0 | 0 | 0 | 8,679 |
| Professional Development/Meetings | 6,993 | 1,748 | 0 | 0 | 0 | 6,993 |
| Vehicle Maintenance Expense and Fuel | 242,458 | 146,689 | 32,100 | 16,237 | 81,553 | 144,668 |
| Operations Maintenance Expense | 453,511 | 181,644 | 14,565 | 25,316 | 74,507 | 353,688 |
| Toll Collection Expense | 4,279 | 4,145 | 0 | 1,662 | 0 | 2,617 |
| Uniform Expense | 82,555 | 20,639 | 4,508 | 12,177 | 3,507 | 66,870 |
| Business Insurance | 2,213,818 | 553,455 | 175,115 | 523,361 | 0 | 1,690,457 |
| Licenses & Inspections Expense | 5,015 | 1,254 | 0 | 370 | 0 | 4,645 |
| State Police Bridge Security | 2,485,813 | 621,453 | 194,340 | 568,633 | 0 | 1,917,180 |
| ETC Equipment/Traffic Counter Maint | 523,333 | 131,037 | 30,970 | 107,760 | 1,251 | 414,322 |
| ETC Operating Expense | 6,314,931 | 1,578,733 | 674,797 | 1,040,588 | 0 | 5,274,342 |
| OPERATING EXPENSE SUBTOTAL | \$20,451,692 | \$5,219,853 | \$1,693,647 | \$4,006,331 | \$182,804 | \$16,262,557 |
| ADM OPS ALLOCATION | | | | | | |
| TES Allocation | | | 29,141 | 78,525 | | |
| Toll Operation Allocation | | | 25,505 | 85,727 | | |
| Bridge Maint Allocation | | | 137,004 | 363,056 | | |
| PSBS Allocation | | | 119,404 | 362,089 | | |
| ADM OPS ALLOCATION SUBTOTAL | | | \$311,053 | \$889,397 | | |
| TOTAL EXPENSES | | | \$2,004,701 | \$4,895,728 | | |

Delaware River Joint Toll Bridge Commission
Budget vs Actual
For the Three Months Ending March 31, 2025

CENTRAL REGION TOLL BRIDGE

| | Annual Budget 2025 | YTD Budget 2025 | Expended For The Month | Expended Year To Date | Encumbered | Remaining Annual Budget |
|--------------------------------------|-----------------------------------|--------------------------------|---------------------------------------|--------------------------------------|-------------------|----------------------------------------|
| OPERATING EXPENSE | | | | | | |
| Regular Employee Salaries | \$3,374,610 | 787,265 | \$183,847 | \$684,837 | \$0 | \$2,689,773 |
| Part-Time Employee Wages | 30,000 | 30,000 | 0 | 20,553 | 0 | 9,447 |
| Overtime Wages | 331,767 | 82,378 | 65,384 | 140,662 | 0 | 191,105 |
| Pension Contributions | 1,179,763 | 270,340 | 77,214 | 242,995 | 0 | 936,768 |
| FICA Contributions | 285,660 | 65,462 | 18,959 | 64,427 | 0 | 221,234 |
| Regular Employee Healthcare Benefits | 1,821,254 | 456,813 | 140,232 | 387,209 | 0 | 1,434,044 |
| Life Insurance Benefits | 35,356 | 8,774 | 2,506 | 8,269 | 0 | 27,087 |
| Utility Expense | 302,746 | 136,546 | 34,425 | 72,477 | 53,314 | 176,955 |
| Office Expense | 12,178 | 3,633 | 960 | 1,101 | 4,163 | 6,913 |
| Telecommunication Expense | 478,370 | 119,593 | 45,772 | 105,246 | 31,087 | 342,037 |
| Information Technology Expense | 4,503 | 1,126 | 0 | 0 | 0 | 4,503 |
| Professional Development/Meetings | 14,498 | 3,624 | 0 | 0 | 0 | 14,498 |
| Vehicle Maintenance Expense and Fuel | 176,882 | 122,825 | 27,081 | 37,801 | 82,714 | 56,368 |
| Operations Maintenance Expense | 533,277 | 267,227 | 49,899 | 19,883 | 306,332 | 207,061 |
| Toll Collection Expense | 6,981 | 6,770 | 0 | 2,937 | 0 | 4,043 |
| Uniform Expense | 57,627 | 14,407 | 4,356 | 5,688 | 2,677 | 49,262 |
| Business Insurance | 1,254,985 | 313,746 | 100,385 | 301,156 | 0 | 953,829 |
| Licenses & Inspections Expense | 4,247 | 1,062 | 744 | 1,132 | 0 | 3,115 |
| State Police Bridge Security | 2,185,638 | 546,410 | 170,843 | 499,881 | 0 | 1,685,757 |
| ETC Equipment/Traffic Counter Maint | 442,222 | 110,691 | 25,052 | 91,106 | 834 | 350,283 |
| ETC Operating Expense | 5,322,980 | 1,330,745 | 577,698 | 881,528 | 0 | 4,441,452 |
| OPERATING EXPENSE SUBTOTAL | \$17,855,541 | \$4,679,437 | \$1,525,356 | \$3,568,887 | \$481,120 | \$13,805,534 |
| ADM OPS AIIOICATION | | | | | | |
| TES Allocation | | | 25,446 | 68,567 | | |
| Toll Operation Allocation | | | 22,271 | 74,858 | | |
| Bridge Maint Allocation | | | 25,616 | 74,292 | | |
| PSBS Allocation | | | 90,742 | 277,353 | | |
| ADM OPS AIIOICATION SUBTOTAL | | | \$164,075 | \$495,070 | | |
| TOTAL EXPENSES | | | \$1,689,431 | \$4,063,957 | | |

Delaware River Joint Toll Bridge Commission
Budget vs Actual
For the Three Months Ending March 31, 2025

NORTHERN REGION TOLL BRIDGE

| | Annual Budget 2025 | YTD Budget 2025 | Expended For The Month | Expended Year To Date | Encumbered | Remaining Annual Budget |
|--------------------------------------|-----------------------------------|--------------------------------|---------------------------------------|--------------------------------------|-------------------|----------------------------------------|
| OPERATING EXPENSE | | | | | | |
| Regular Employee Salaries | \$3,720,105 | 858,130 | \$233,908 | \$785,696 | \$0 | \$2,934,409 |
| Part-Time Employee Wages | 40,000 | 40,000 | 0 | 15,176 | 0 | 24,824 |
| Overtime Wages | 462,515 | 115,120 | 81,089 | 177,557 | 0 | 284,959 |
| Pension Contributions | 1,331,516 | 304,486 | 92,024 | 285,714 | 0 | 1,045,802 |
| FICA Contributions | 322,875 | 73,840 | 23,970 | 74,504 | 0 | 248,371 |
| Regular Employee Healthcare Benefits | 2,079,641 | 521,633 | 161,276 | 433,784 | 0 | 1,645,857 |
| Life Insurance Benefits | 39,425 | 9,760 | 2,909 | 8,949 | 0 | 30,476 |
| Utility Expense | 176,769 | 75,869 | 20,011 | 38,764 | 22,517 | 115,488 |
| Office Expense | 11,718 | 2,930 | 919 | 919 | 3,947 | 6,852 |
| Telecommunication Expense | 386,067 | 96,517 | 25,599 | 76,775 | 1,200 | 308,092 |
| Information Technology Expense | 6,262 | 1,566 | 0 | 0 | 0 | 6,262 |
| Professional Development/Meetings | 8,747 | 2,187 | 0 | 0 | 0 | 8,747 |
| Vehicle Maintenance Expense and Fuel | 155,167 | 92,030 | 10,869 | 30,388 | 62,969 | 61,810 |
| Operations Maintenance Expense | 528,954 | 244,978 | 21,922 | 51,056 | 133,964 | 343,934 |
| Toll Collection Expense | 2,495 | 2,274 | 0 | 1,006 | 0 | 1,489 |
| Uniform Expense | 66,069 | 16,517 | 1,118 | 1,468 | 437 | 64,163 |
| Business Insurance | 1,158,115 | 289,529 | 92,586 | 277,759 | 0 | 880,357 |
| Licenses & Inspections Expense | 4,420 | 1,105 | 274 | 924 | 0 | 3,496 |
| State Police Bridge Security | 1,497,868 | 374,467 | 117,108 | 342,654 | 0 | 1,155,214 |
| ETC Equipment/Traffic Counter Maint | 523,333 | 131,037 | 45,814 | 107,754 | 1,251 | 414,328 |
| ETC Operating Expense | 4,241,755 | 1,060,439 | 442,840 | 694,029 | 0 | 3,547,726 |
| OPERATING EXPENSE SUBTOTAL | \$16,763,818 | \$4,314,412 | \$1,374,236 | \$3,404,876 | \$226,285 | \$13,132,657 |
| ADM OPS ALLOCATION | | | | | | |
| TES Allocation | | | 23,832 | 64,218 | | |
| Toll Operation Allocation | | | 20,877 | 70,174 | | |
| Bridge Maint Allocation | | | 24,073 | 69,816 | | |
| PSBS Allocation | | | 85,091 | 260,082 | | |
| ADM OPS ALLOCATION SUBTOTAL | | | \$153,873 | \$464,289 | | |
| TOTAL EXPENSES | | | \$1,528,109 | \$3,869,165 | | |

Delaware River Joint Toll Bridge Commission
Budget vs Actual
For the Three Months Ending March 31, 2025

SOUTHERN DIVISION TOLL SUPPORTED BRIDGES

| | Annual Budget 2025 | YTD Budget 2025 | Expended For The Month | Expended Year To Date | Encumbered | Remaining Annual Budget |
|--------------------------------------|-----------------------------------|--------------------------------|---------------------------------------|--------------------------------------|-------------------|----------------------------------------|
| OPERATING EXPENSE | | | | | | |
| Regular Employee Salaries | \$2,765,453 | 645,497 | \$179,799 | \$541,728 | \$0 | \$2,223,725 |
| Part-Time Employee Wages | 3,671 | 918 | 0 | 0 | 0 | 3,671 |
| Overtime Wages | 552,172 | 138,043 | 68,660 | 171,613 | 0 | 380,559 |
| Pension Contributions | 1,056,664 | 243,836 | 56,296 | 161,152 | 0 | 895,512 |
| FICA Contributions | 254,079 | 58,631 | 18,891 | 54,224 | 0 | 199,855 |
| Regular Employee Healthcare Benefits | 1,875,532 | 470,446 | 146,935 | 373,173 | 0 | 1,502,360 |
| Life Insurance Benefits | 29,178 | 7,294 | 2,299 | 6,695 | 0 | 22,483 |
| Utility Expense | 56,857 | 15,465 | 5,655 | 11,290 | 0 | 45,568 |
| Office Expense | 11,500 | 2,875 | 0 | 0 | 0 | 11,500 |
| Telecommunication Expense | 72,349 | 18,087 | 6,634 | 17,196 | 0 | 55,153 |
| Professional Development/Meetings | 3,025 | 756 | 0 | 0 | 0 | 3,025 |
| Vehicle Maintenance Expense and Fuel | 8,384 | 3,393 | 185 | (1,399) | 0 | 9,783 |
| Operations Maintenance Expense | 88,298 | 25,047 | 6,130 | 6,423 | 9,682 | 72,193 |
| Uniform Expense | 25,072 | 6,268 | 320 | 898 | 0 | 24,174 |
| Business Insurance | 537,056 | 134,264 | 42,548 | 127,644 | 0 | 409,412 |
| Licenses & Inspections Expense | 5,370 | 1,343 | 0 | 104 | 0 | 5,266 |
| State Police Bridge Security | 1,149,840 | 287,460 | 89,831 | 262,843 | 0 | 886,997 |
| ETC Equipment/Traffic Counter Maint | 5,556 | 1,728 | 0 | 695 | 2,085 | 2,776 |
| OPERATING EXPENSE SUBTOTAL | \$8,500,056 | \$2,061,350 | \$624,183 | \$1,734,279 | \$11,767 | \$6,754,011 |
| ADM OPS ALLOCATION | | | | | | |
| TES Allocation | | | 12,127 | 32,678 | | |
| Bridge Maint Allocation | | | 57,072 | 151,245 | | |
| PSBS Allocation | | | 57,437 | 172,924 | | |
| ADM OPS ALLOCATION SUBTOTAL | | | \$126,636 | \$356,848 | | |
| TOTAL EXPENSES | | | \$750,819 | \$2,091,127 | | |

Delaware River Joint Toll Bridge Commission
Budget vs Actual
For the Three Months Ending March 31, 2025

NORTHERN DIVISION TOLL SUPPORTED BRIDGES

| | Annual Budget 2025 | YTD Budget 2025 | Expended For The Month | Expended Year To Date | Encumbered | Remaining Annual Budget |
|--------------------------------------|-----------------------------------|--------------------------------|---------------------------------------|--------------------------------------|-------------------|----------------------------------------|
| OPERATING EXPENSE | | | | | | |
| Regular Employee Salaries | \$3,121,027 | 727,818 | \$219,000 | \$699,945 | \$0 | \$2,421,082 |
| Part-Time Employee Wages | 3,671 | 918 | 0 | 0 | 0 | 3,671 |
| Overtime Wages | 599,836 | 149,940 | 66,185 | 106,166 | 0 | 493,670 |
| Pension Contributions | 1,185,070 | 273,190 | 70,147 | 205,217 | 0 | 979,853 |
| FICA Contributions | 284,921 | 65,682 | 21,704 | 61,318 | 0 | 223,603 |
| Regular Employee Healthcare Benefits | 1,913,808 | 480,047 | 149,430 | 379,047 | 0 | 1,534,761 |
| Life Insurance Benefits | 32,990 | 8,237 | 2,618 | 7,854 | 0 | 25,136 |
| Utility Expense | 40,263 | 8,416 | 3,207 | 8,939 | 0 | 31,324 |
| Office Expense | 10,235 | 2,559 | 0 | 0 | 0 | 10,235 |
| Telecommunication Expense | 201,782 | 50,446 | 14,724 | 44,635 | 0 | 157,147 |
| Professional Development/Meetings | 2,247 | 562 | 0 | 0 | 0 | 2,247 |
| Vehicle Maintenance Expense and Fuel | 7,191 | 1,798 | 0 | 0 | 0 | 7,191 |
| Operations Maintenance Expense | 65,789 | 27,203 | 4,160 | 4,514 | 2,295 | 58,979 |
| Uniform Expense | 24,906 | 6,227 | 1,410 | 1,973 | 0 | 22,933 |
| Business Insurance | 364,010 | 91,002 | 28,985 | 86,954 | 0 | 277,055 |
| Licenses & Inspections Expense | 4,025 | 1,006 | 161 | 447 | 0 | 3,578 |
| State Police Bridge Security | 739,239 | 184,810 | 57,830 | 169,207 | 0 | 570,031 |
| ETC Equipment/Traffic Counter Maint | 5,556 | 1,728 | 0 | 695 | 2,085 | 2,776 |
| OPERATING EXPENSE SUBTOTAL | \$8,606,567 | \$2,081,587 | \$639,560 | \$1,776,913 | \$4,380 | \$6,825,274 |
| ADM OPS AIIOCATION | | | | | | |
| TES Allocation | | | 12,203 | 32,881 | | |
| Bridge Maint Allocation | | | 12,368 | 35,869 | | |
| PSBS Allocation | | | 58,126 | 174,998 | | |
| ADM OPS AIIOCATION SUBTOTAL | | | \$82,697 | \$243,748 | | |
| TOTAL EXPENSES | | | \$722,257 | \$2,020,661 | | |

DELAWARE RIVER JOINT TOLL BRIDGE COMMISSION SYSTEM
STATEMENT OF REVENUE AND EXPENSES FOR THE THREE MONTHS ENDED MARCH 31, 2025

| | Southern Toll Bridges | Central Toll Bridges | Northern Toll Bridges | Toll Bridges Subtotal | Southern Region TSB | Northern Region TSB | TSB Subtotal | Administration Operation | Administration Administrative | ADM Subtotal | TOTAL 2025 | TOTAL 2024 |
|-----------------------------------------|--------------------------|-------------------------|--------------------------|--------------------------|------------------------|------------------------|-----------------------|-----------------------------|----------------------------------|-----------------------|-----------------------|-----------------------|
| TOLL REVENUE | | | | | | | | | | | | |
| Net Toll Revenue | 11,217,837 | 21,917,065 | 11,416,660 | 44,551,562 | - | - | - | - | - | - | 44,551,562 | 45,835,162 |
| EZPass Fee | 178,544 | 368,389 | 197,162 | 744,094 | - | - | - | - | - | - | 744,094 | 731,761 |
| Net Violation Fee Income | 428,963 | 7,983 | 606,058 | 1,043,003 | - | - | - | - | - | - | 1,043,003 | 2,901,075 |
| REVENUE FROM TOLL | \$ 11,825,343 | \$ 22,293,437 | \$ 12,219,879 | \$ 46,338,659 | \$ - | \$ - | \$ - | \$ - | \$ - | \$ - | \$ 46,338,659 | \$ 49,467,997 |
| OPERATING EXPENSE | | | | | | | | | | | | |
| Regular Employee Salaries | 677,800 | 684,837 | 785,696 | 2,148,333 | 541,728 | 699,945 | 1,241,674 | 975,557 | 1,554,784 | 2,530,341 | 5,920,348 | 6,291,665 |
| Part-Time Employee Wages | 20,946 | 20,553 | 15,176 | 56,675 | - | - | - | - | - | - | 56,675 | 232,214 |
| Summer Employee Wages | - | - | - | - | - | - | - | - | - | - | - | - |
| Overtime Wages | 182,078 | 140,662 | 177,557 | 500,296 | 171,613 | 106,166 | 277,778 | 82,077 | 13,545 | 95,622 | 873,696 | 26,526 |
| Pension Contributions | 245,412 | 242,995 | 285,714 | 774,121 | 161,152 | 205,217 | 366,369 | 459,414 | 444,729 | 904,143 | 2,044,634 | 2,030,152 |
| FICA Contributions | 66,927 | 64,427 | 74,504 | 205,857 | 54,224 | 61,318 | 115,541 | 108,047 | 120,597 | 228,644 | 550,043 | 524,420 |
| Regular Employee Healthcare Benefits | 395,748 | 387,209 | 433,784 | 1,216,742 | 373,173 | 379,047 | 752,220 | 457,453 | 520,227 | 977,679 | 2,946,641 | 2,419,766 |
| Life Insurance Benefits | 8,494 | 8,269 | 8,949 | 25,711 | 6,695 | 7,854 | 14,549 | 14,766 | 16,695 | 31,461 | 71,722 | 71,304 |
| Unemployment Compensation Benefits | - | - | - | - | - | - | - | - | 376 | 376 | 376 | 72 |
| Utility Expense | 66,595 | 72,477 | 38,764 | 177,835 | 11,290 | 8,939 | 20,229 | 57 | 61,657 | 61,713 | 259,778 | 199,280 |
| Office Expense | 1,084 | 1,101 | 919 | 3,104 | - | - | - | 5,731 | 35,351 | 41,082 | 44,186 | 75,288 |
| Telecommunication Expense | 45,142 | 105,246 | 76,775 | 227,164 | 17,196 | 44,635 | 61,831 | 20,785 | 26,863 | 47,648 | 336,642 | 298,240 |
| Information Technology Expense | - | - | - | - | - | - | - | - | 214,548 | 214,548 | 214,548 | 255,290 |
| Professional Development/Meetings | - | - | - | - | - | - | - | 3,494 | 64,365 | 67,859 | 67,859 | 73,900 |
| Vehicle Maintenance Expense and Fuel | 16,237 | 37,801 | 30,388 | 84,426 | (1,399) | - | (1,399) | 14,935 | 7,222 | 22,157 | 105,184 | 135,694 |
| Operations Maintenance Expense | 25,316 | 19,883 | 51,056 | 96,256 | 6,423 | 4,514 | 10,937 | 6,813 | 11,110 | 17,923 | 125,117 | 172,267 |
| ESS Operating Maintenance Expense | - | - | - | - | - | - | - | 177,983 | - | 177,983 | 177,983 | 198,880 |
| Commission Expense | - | - | - | - | - | - | - | - | 2,746 | 2,746 | 2,746 | 2,696 |
| Toll Collection Expense | 1,662 | 2,937 | 1,006 | 5,605 | - | - | - | - | - | - | 5,605 | 18,099 |
| Uniform Expense | 12,177 | 5,688 | 1,468 | 19,334 | 898 | 1,973 | 2,871 | 2,317 | 586 | 2,903 | 25,108 | 14,215 |
| Business Insurance | 523,361 | 301,156 | 277,759 | 1,102,276 | 127,644 | 86,954 | 214,598 | 82,239 | (73,139) | 9,100 | 1,325,974 | 1,412,277 |
| Licenses & Inspections Expense | 370 | 1,132 | 924 | 2,426 | 104 | 447 | 551 | 350 | 104 | 454 | 3,431 | 2,903 |
| Advertising | - | - | - | - | - | - | - | - | 2,222 | 2,222 | 2,222 | 2,153 |
| Professional Services | - | - | - | - | - | - | - | 5,396 | 238,705 | 244,101 | 244,101 | 205,569 |
| State Police Bridge Security | 568,633 | 499,881 | 342,654 | 1,411,168 | 262,843 | 169,207 | 432,050 | - | - | - | 1,843,219 | 1,784,478 |
| ETC Equip/Traffic Counter Maint | 107,760 | 91,106 | 107,754 | 306,620 | 695 | 695 | 1,390 | - | - | - | 308,010 | 303,495 |
| General Contingency | - | - | - | - | - | - | - | - | - | - | - | - |
| ETC Operating Expense | 1,040,588 | 881,528 | 694,029 | 2,616,145 | - | - | - | - | - | - | 2,616,145 | 2,172,209 |
| TOTAL OP., MAINT., & ADM | \$ 4,006,331 | \$ 3,568,887 | \$ 3,404,876 | \$ 10,980,094 | \$ 1,734,279 | \$ 1,776,913 | \$ 3,511,192 | \$ 2,417,413 | \$ 3,263,294 | \$ 5,680,706 | \$ 20,171,992 | \$ 18,923,051 |
| ADM OPS ALLOCATION | | | | | | | | | | | | |
| TES Allocation | 78,525 | 68,567 | 64,218 | 211,310 | 32,678 | 32,881 | 65,559 | 58,325 | (335,193) | (276,869) | - | - |
| Toll Ops Allocation | 85,727 | 74,858 | 70,174 | 230,759 | - | - | - | (230,759) | - | (230,759) | - | - |
| Bridge Maint Allocation | 363,056 | 74,292 | 69,816 | 507,164 | 151,245 | 35,869 | 187,115 | (694,278) | - | (694,278) | - | - |
| Maint/Toll Allocation | - | - | - | - | - | - | - | - | - | - | - | - |
| PSBS Allocation | 362,089 | 277,353 | 260,082 | 899,524 | 172,924 | 174,998 | 347,922 | (1,247,447) | - | (1,247,447) | - | - |
| TOTAL ADM OPS ALLOCATION | \$ 889,397 | \$ 495,070 | \$ 464,289 | \$ 1,848,757 | \$ 356,848 | \$ 243,748 | \$ 600,596 | \$ (2,114,160) | \$ (335,193) | \$ (2,449,353) | \$ - | \$ - |
| OTHER OPERATING INC/EXP | | | | | | | | | | | | |
| Other Operating Income | - | 2,122 | - | 2,122 | - | - | - | - | 270,187 | 270,187 | 272,309 | 238,307 |
| TOTAL OTHER OP INC | \$ - | \$ 2,122 | \$ - | \$ 2,122 | \$ - | \$ - | \$ - | \$ - | \$ 270,187 | \$ 270,187 | \$ 272,309 | \$ 238,307 |
| NET OPERATING INC | \$ 6,929,615 | \$ 18,231,601 | \$ 8,350,714 | \$ 33,511,931 | \$ (2,091,127) | \$ (2,020,661) | \$ (4,111,788) | \$ (303,253) | \$ (2,657,914) | \$ (2,961,167) | \$ 26,438,976 | \$ 30,783,253 |
| NON-OPERATING REV/EXP | | | | | | | | | | | | |
| Interest Revenue & Unrealized Gain/Loss | | | | | | | | | | | 4,181,694 | 3,226,507 |
| Other Non-Operating Revenue | | | | | | | | | | | - | - |
| Interest Expense | | | | | | | | | | | (6,390,859) | (6,519,006) |
| Depreciation Expense | | | | | | | | | | | (6,045,801) | (6,192,615) |
| TOTAL NON-OPS REV/EXP | | | | | | | | | | | \$ (8,254,966) | \$ (9,485,114) |
| CHANGE IN NET ASSETS | | | | | | | | | | | \$ 18,184,010 | \$ 21,298,139 |

DELAWARE RIVER JOINT TOLL BRIDGE COMMISSION

Meeting of April 28, 2025

ADMINISTRATION

The following Pages reflect the reports on those items assigned to the Administration Department. Each item is reported separately and page numbered accordingly.

DELAWARE RIVER JOINT TOLL BRIDGE COMMISSION

Meeting April 28, 2025

PURCHASING REPORT INDEX

MONTH OF MARCH 2025

| SUBJECT | DESCRIPTION | PAGE NUMBER |
|------------|------------------------------------------------------------|----------------|
| Purchasing | Monthly Purchasing Report covering the month of March 2025 | 1-7 |

DELAWARE RIVER JOINT TOLL BRIDGE COMMISSION

Meeting of April 28, 2025

MONTHLY PURCHASING REPORT

Month of March 2025

This report itemizes all orders for purchases made for the month of March 2025, showing the divisions chargeable for the expense and the source of authority for issuance of the Purchase Order. This authority is broken into three categories:

- (1) By authority of the Commission
- (2) By authority of the Executive Director or his designate
- (3) By authority of the Director

The purchasing activities for the month of March 2025, culminated in the preparation and placement of 96 purchase orders in the total amount of \$894,843.55. There were no quotes sent out for the month of March.

Significant procurements are shown below:

- Three (3) Purchase Orders were issued, in the total amount of \$263,823.34 for furniture for the operations building at TM;
- One (1) Purchase Order was issued, in the total amount of \$114,515.00 for AV equipment for the training room at NHL;
- One (1) Purchase Order was issued, in the total amount of \$48,007.05 for furniture for the training room at NHL;
- Two (2) Purchase Orders were issued, in the total amount of \$40,299.20 for furniture for the vehicle storage building at TM;
- Two (2) Purchase Orders were issued, in the total amount of \$38,600.00 for guiderail and attenuator repairs/replacements at I-78.

In addition to the practices employed incidental to purchase of materials, etc., from vendors on a direct basis, the Commission also purchases via direct utilization of the purchasing processes of the State of New Jersey, the Commonwealth of Pennsylvania and other joint purchasing arrangements.

**DELAWARE RIVER JOINT TOLL BRIDGE COMMISSION
REPORT OF PURCHASING ACTIVITIES**

March 2025

| PO Number | Vendor Name | General Description | Req Dept | Contract/Resolution/ Comment | ** BY AUTHORITY OF ** | | Director |
|--------------|-------------------------------------------|--------------------------------------------|----------|---------------------------------|-----------------------|---------------------------|----------|
| | | | | | Commission | Director of Purchasing | |
| 20250140 | STARR UNIFORM | PSBS - CLOTHING | TOLLOPSM | PA COSTARS 12 | | 1,128.00 | |
| 20250141 | SIGNAL SERVICE INC | ESS CAMERA REPLACEMENT-7801 | ESS | COSTARS 18 | | 7,376.00 | |
| 20250142 | SIGNAL SERVICE INC | ESS CAMERAS-SCUDDER FALLS | ESS | R4853-12-23 | | 16,200.00 | |
| 20250143 | SIGNAL SERVICE INC | ESS NHTS REHAB PROJECT-POWER SUPPLIES | ESS | COSTARS 18 | | 10,554.00 | |
| 20250144 | RAVE MOBILE SAFETY | ANNUAL FEE FOR MASS NOTIFICATI | ESS | | | 7,000.00 | |
| 20250145 | SKD TRYON'S INC | PSBS VEHICLE LIGHTBAR-SR.DIR.HARTIGAN | PSBS | | | 2,727.71 | |
| 20250146 | SECUNI | ESS GENETEC CAMERA LICENSES-I-78 | ESS | 4776-07-23-ENG-03007- 23 | | 2,251.30 | |
| 20250147 | NATIONAL HIGHWAY PRODUCTS | I-78 TRAFFIC EQUIPMENT SUPPLIES | I78 | COSTARS 24 | | 593.64 | |
| 20250148 | FRANK RYMON & SONS | 2025 GROUND TOOLS (EP) | EP | | | 2,950.91 | |
| 20250149 | SCHAEDLER YESCO DISTRIBUTION | LIGHTPOLE REPLACEMENT -MM | MM | | | 5,050.61 | |
| 20250150 | RIVERSIDE CONSTRUCTION MATERIALS, INC. | Bulk Roadway Salt for NHL | NHL | | | 37,699.20 | |
| 20250151 | ACS SERVICES LLC | HVAC I78 TOLL PLAZA REPAIR | I78 | | | 1,220.00 | |
| 20250152 | CRYSTAL SPRINGS | BOTTLED SPRING WATER (PC) | PC | | | 880.00 | |
| 20250153 | CRYSTAL SPRINGS | BOTTLED WATER (DWG) | DWG | | | 1,100.00 | |
| 20250154 | CRYSTAL SPRINGS | BOTTLED WATER | MM | | | 880.00 | |
| 20250155 | J. FLETCHER CREAMER & SONS , INC | GUIDE RAIL & ATTENUATOR RPLCMNT SRVC | I78 | TTS-783A | | 27,300.00 | |
| 20250156 | J. FLETCHER CREAMER & SONS , INC | GUIDE RAIL & ATTENUATOR RPLCMNT SRVC | I78 | TTS-783A | | 11,300.00 | |
| 20250157 | SECUNI | ESS GENETEC CAMERA LICENSES-DWG TB | ESS | 4776-07-23-ENG-03007- 23 | | 1,090.12 | |
| 20250158 | UNITED RENTALS | RENTAL EQUIPMENT/ ARTICULATING ELECTRIC | TM | | | 732.00 | |

**DELAWARE RIVER JOINT TOLL BRIDGE COMMISSION
REPORT OF PURCHASING ACTIVITIES**

March 2025

| PO Number | Vendor Name | General Description | Req Dept | Contract/Resolution/ Comment | ** BY AUTHORITY OF ** | | |
|--------------|--------------------------|-----------------------------------------------|----------|---------------------------------|------------------------------|---------------------------|----------|
| | | | | | Commission | Director of Purchasing | Director |
| 20250159 | UNITED RENTALS | RENTAL EQUIPMENT / ARTICULATE ELECT NARROW | TM | | | 1,051.07 | |
| 20250160 | PETROCHOICE | LUBRICANTS, OIL & GREASE | I78 | PA-4400024060 | | 329.81 | |
| 20250161 | GRAINGER | 2025/I-78 SMALL TOOLS & SUPPLIES ORDER | I78 | NJ M-0002 | | 2,597.11 | |
| 20250162 | BEST LINE EQUIPMENT | NHL- V&E#2025-120-R-07-2025 AIR COMPRESSOR | NHL | | 33,427.73 | | |
| | CAPITAL RESERVE | | | | | | |
| 20250163 | BEST LINE EQUIPMENT | 2025 I-78 SMALL TOOLS | I78 | | | 1,859.00 | |
| 20250164 | ACS SERVICES LLC | HVAC SERVICE. / NHLT BOILER ALARM | NHL | | | 645.00 | |
| 20250165 | GRAINGER | PODIUM FOR NHL CONFERENCE ROOM | AB SF | | 1,574.50 | | |
| | CAPITAL RESERVE | | | | | | |
| 20250166 | UNITED RENTALS | RENTAL EQUIPMENT/ ARTICULATING ELECTRIC | TM | | | 2,113.00 | |
| 20250167 | MONTAGE ENTERPRISES | LAWN MAINTENANCE EQUIPMENT AND ACCESSORIES | I78 | | | 698.42 | |
| 20250168 | CARR & DUFF INC. | NHS TSB ARCHITECTURAL LIGHTING REPAIR | NDTS | | | 1,200.00 | |
| 20250169 | GRAINGER | EDUCATIONAL AND TRAINING SERVICES | TES | | | 5,005.34 | |
| 20250170 | SUPER HEAT INC | 2025 HVAC ROUTINE MAINTENANCE | MM | | | 4,200.00 | |
| 20250171 | CRYSTAL SPRINGS | BOTTLED WATER SERVICE I-78 | I78 | | | 2,112.00 | |
| 20250172 | CRYSTAL SPRINGS | BOTTLED WATER (EP) | EP | | | 880.00 | |
| 20250173 | FRANK RYMON & SONS | LAWN MAINTENANCE EQUIPMENT AND ACCESSORIES | I78 | | | 4,235.22 | |
| 20250174 | WHITEHALL TURF EQUIPMENT | LAWN MAINTENANCE EQUIPMENT AND ACCESSORIES | I78 | | | 1,082.21 | |
| 20250175 | PMG SM PA LLC | AQUAPHALT 6 MM PATCH & SUPPLIES | DWG | | | 2,543.02 | |
| 20250176 | ROADSAFE TRAFFIC SYSTEMS | EP- SIGN BOARD PARTS- INVOICE | EP | | | 935.00 | |

**DELAWARE RIVER JOINT TOLL BRIDGE COMMISSION
REPORT OF PURCHASING ACTIVITIES**

March 2025

| PO Number | Vendor Name | General Description | Req Dept | Contract/Resolution/ Comment | ** BY AUTHORITY OF ** | | |
|--------------|-------------------------------------------------|-------------------------------------------------------|----------|---------------------------------|------------------------------|---------------------------|----------|
| | | | | | Commission | Director of Purchasing | Director |
| 20250177 | TRANSEdge TRUCK CENTERS - STROUDSBURG (MACK) | PC- TRANSEdge STROUDSBURG-PARTS- IN HOUSE REPAIR | PC | | | 2,854.30 | |
| 20250178 | JVN SYSTEMS, INC. | SCUDDER FALLS TRAINING ROOM AUDIO VIDEO REPAIRS | IT | | | 6,150.00 | |
| 20250179 | JOHN DEERE COMPANY | MOWER/ EQUIPMENT PARTS | MM | | | 996.08 | |
| 20250180 | GREEN POND NURSERY INC. | 2025 LANDSCAPING MATERIALS FOR (I-78) | I78 | | | 4,291.00 | |
| 20250181 | HILLTOP SALES & SERVICE, INC. | LAWN MAINTENANCE EQUIPMENT AND ACCESSORIES | I78 | | | 1,496.72 | |
| 20250182 | SUPER HEAT INC | 2025 HVAC ROUTINE MAINTENANCE | DWG | | | 3,800.00 | |
| 20250183 | JC EHRLICH PEST CONTROL | PEST EXTERMINATION SERVICES | PC | | | 3,675.00 | |
| 20250184 | JC EHRLICH PEST CONTROL | PEST EXTERMINATION SERVICES | DWG | | | 1,855.00 | |
| 20250185 | JC EHRLICH PEST CONTROL | PEST EXTERMINATION SERVICES | MM | | | 4,600.40 | |
| 20250186 | SCHNEIDER ELECTRIC BUILDING AMERICAS, INC. | CONTINUUM CONTROLLER REPAIR (M-M) | MM | | | 702.00 | |
| 20250187 | STOKES CREATIVE GROUP, INC. | PUBLIC WEBSITE HOSTING | IT | | | 5,400.00 | |
| 20250188 | PERFORMANCE TIRE CO. | TIRES FOR JD TRACTOR | I78 | | | 417.50 | |
| 20250189 | SHERWIN WILLIAMS | PAINTING EQUIPMENT AND ACCESSORIES | I78 | | | 2,128.06 | |
| 20250190 | TRAFCON | NHL-ACTUATOR MOTOR FOR F250 PATROL SIGNBOARD- PART | NHL | | | 1,082.05 | |
| 20250191 | CUMMINS POWER SYSTEMS INC | GENERATOR TRANSFER SWITCH REBOOT | NHL | | | 3,283.90 | |
| 20250192 | EMR POWER SYSTEMS LLC | 2025 GENERATOR SERVICE NORTHERN | DWG | NJ-T-2848 | | 6,626.85 | |
| 20250193 | WASTE MANAGEMENT | WASTE MANAGEMENT-ABSF | AB SF | PA 4400014781 | | 7,196.28 | |
| 20250194 | JC EHRLICH PEST CONTROL | MONTHLY EXTERMINATOR SERVICE-(I-78) | I78 | | | 1,750.00 | |
| 20250195 | JC EHRLICH PEST CONTROL | MONTHLY EXTERMINATOR SERVICE-(EP) | EP | | | 1,470.00 | |
| 20250196 | NATIONAL HIGHWAY PRODUCTS | PSBS -TRAFFIC CONES | PSBS | | | 2,355.00 | |

**DELAWARE RIVER JOINT TOLL BRIDGE COMMISSION
REPORT OF PURCHASING ACTIVITIES**

March 2025

| PO Number | Vendor Name | General Description | Req Dept | Contract/Resolution/ Comment | ** BY AUTHORITY OF ** | | |
|--------------|----------------------------------------------------------------------|-------------------------------------------------------|----------|---------------------------------|------------------------------|---------------------------|----------|
| | | | | | Commission | Director of Purchasing | Director |
| 20250197 | FIRST CHOICE AUTO EQUIPMENT INC. | TRUCK LIFT REPAIR | DWG | | | 855.48 | |
| 20250198 | CORPORATE FACILITIES OF NEW JERSEY, LLC CAPITAL RESERVE | FURNITURE: NHL TRAINING ROOM | TES | | 48,007.05 | | |
| 20250199 | CORPORATE FACILITIES OF NEW JERSEY, LLC CAPITAL RESERVE | FURNITURE: NHL COMPUTER LAB | TES | | 33,201.65 | | |
| 20250200 | BOUNTIFUL ACRES | BRICKS, CLAY, REFRACTORY MATERIALS, STONE, AND TIL | NHL | | | 2,930.00 | |
| 20250201 | STARLITE PRODUCTIONS | TRENTON MAKES SOFTWARE / HARDWARE UPGRADE | ENG | | | 575.20 | |
| 20250202 | MJF ELECTRICAL CONTRACTING, INC. CAPITAL RESERVE | LIGHTENING FIXURES AND DIMMERS | TES | | 11,000.00 | | |
| 20250203 | MJF ELECTRICAL CONTRACTING, INC. CAPITAL RESERVE | FLOOR-ELECTRICAL | TES | | 8,500.00 | | |
| 20250204 | MJF ELECTRICAL CONTRACTING, INC. CAPITAL RESERVE | ELECTRICAL EQUIPMENT AND SUPPLIES | TES | | 6,000.00 | | |
| 20250205 | JVN SYSTEMS, INC. CAPITAL RESERVE | AV EQUIPMENT FOR THE NHL TRAINING ROOM | TES | | 114,515.00 | | |
| 20250206 | ALLSTATE OFFICE INTERIORS CAPITAL RESERVE | T-519A TM VEH STORAGE BLDG FURNITURE 1 OF 2 | ENG | R5072-12-24 | 2,131.15 | | |
| 20250207 | ALLSTATE OFFICE INTERIORS CAPITAL RESERVE | T-519A TM VEH STORAGE BLDG FURNITURE 2 OF 2 | ENG | R5072-12-24 | 38,168.05 | | |
| 20250208 | ALLSTATE OFFICE INTERIORS CAPITAL RESERVE | T-519A TM OPS BLDG FURNITURE 1 OF 3 | ENG | R5072-12-24 | 225,843.39 | | |
| 20250209 | ALLSTATE OFFICE INTERIORS CAPITAL RESERVE | T-519A TM OPS BLDG FURNITURE 2 OF 3 | ENG | R5072-12-24 | 27,824.20 | | |
| 20250210 | ALLSTATE OFFICE INTERIORS CAPITAL RESERVE | T-519A TM OPS BLDG FURNITURE 3 OF 3 | ENG | R5072-12-24 | 10,155.75 | | |

**DELAWARE RIVER JOINT TOLL BRIDGE COMMISSION
REPORT OF PURCHASING ACTIVITIES**

March 2025

| PO Number | Vendor Name | General Description | Req Dept | Contract/Resolution/ Comment | ** BY AUTHORITY OF ** | | Director |
|--------------|------------------------------------------|---------------------------------------------|----------|---------------------------------|------------------------------|---------------------------|----------|
| | | | | | Commission | Director of Purchasing | |
| 20250211 | QUICK KURB INC | BOLLARD REPLACEMNT SF | SFT | | | 1,307.90 | |
| 20250212 | BRADLEY SCIOCCHETTI INC | EMERGENCY BOILER REPAIR | DWG | | | 844.85 | |
| 20250213 | WASTE MANAGEMENT | ANNUAL DUMPSTER WASTE SERVICE-NHL | NHL | PA 4400014781 | | 5,529.08 | |
| 20250214 | WASTE MANAGEMENT | ANNUAL DUMPSTER WASTE SERVICE-LM/SRMC | SRMC | PA 4400014781 | | 18,527.60 | |
| 20250215 | ASPEN AERIALS, INC. | SHARED- YEARLY SERVICE INSPECTION | SRMC | | | 4,200.00 | |
| 20250217 | SUPER HEAT INC CAPITAL RESERVE | CONDENSER RELOCATE (EZPASS DOOR) | DWG | | | 3,091.77 | |
| 20250218 | KELLEY BROS, LLC | ESS: SECURITY -SARGENT PADLOCKS | ESS | PA COSTARS 008-681 | | 5,611.00 | |
| 20250219 | HOME DEPOT | ESS MAINTENANCE EQUIPMENT | ESS | NJ M-8001 | | 3,692.67 | |
| 20250220 | HILLTOP SALES & SERVICE, INC. | MOWER / EQUIPMENT PARTS (DWG) | DWG | | | 678.22 | |
| 20250221 | MEDICO INDUSTRIES | DWG-FELLING TRAILER TIRE & RIM- INVOICE | DWG | | | 1,024.57 | |
| 20250222 | STARR UNIFORM | CLOTHING: PSBS | PSBS | COSTARS 12 | | 509.04 | |
| 20250223 | STARR UNIFORM | UNIFORMS: PSBS TB OFFICER COLLAR PINS | PSBS | COSTARS 12 | | 1,020.00 | |
| 20250224 | WASTE MANAGEMENT | MUNICIPAL WASTE SERVICE-TM | TM | PA 4400014781 | | 11,938.55 | |
| 20250225 | GOODYEAR AUTO SERVICE CENTER | SRMC & PSBS- TIRES- SHARED- PARTS- QUOTE | PSBS | | | 11,541.58 | |
| 20250226 | UNITED RENTALS | SRMC- UNITED RENTAL- LIFT- 4 INVOICES | SRMC | | | 4,696.07 | |
| 20250227 | BLUETRITON BRANDS | BOTTLED WATER FOR I-78 (DEER PARK) | I78 | | | 816.60 | |
| 20250228 | BLUETRITON BRANDS | BOTTLED WATER (EP) | EP | | | 418.30 | |
| 20250229 | BLUETRITON BRANDS | BOTTLED SPRING WATER (DEER PARK) | PC | | | 560.55 | |
| 20250230 | BLUETRITON BRANDS | BOTTLED WATER (DEER PARK) | DWG | | | 589.00 | |
| 20250231 | ASSOCIATED IMAGING SOLUTIONS | PRINTER MANAGEMENT SOFTWARE | IT | | | 1,527.07 | |

**DELAWARE RIVER JOINT TOLL BRIDGE COMMISSION
REPORT OF PURCHASING ACTIVITIES**

March 2025

| PO Number | Vendor Name | General Description | Req Dept | Contract/Resolution/ Comment | ** BY AUTHORITY OF ** | | |
|---------------------------------|--------------------|-----------------------------------------|----------|---------------------------------|------------------------------|---------------------------|----------|
| | | | | | Commission | Director of Purchasing | Director |
| 20250232 | TYLER TECHNOLOGIES | MUNIS SAAS PROJECT PLANNING SERVICES | IT | | | 11,000.00 | |
| 20250233 | SIGNAL SERVICE INC | ESS CAMERA REPLACEMENT I78 RF02 | ESS | COSTARS 18 | | 7,334.00 | |
| 20250234 | STARR UNIFORM | CLOTHING: PSBS CCEN PERSONNEL | ESS | COSTARS 12 | | 199.75 | |
| 20250235 | STARR UNIFORM | PSBS CLOTHING | ESS | PA COSTARS 12 | | 635.40 | |
| 20250236 | STARR UNIFORM | PSBS - CLOTHING | TOLLOPSM | PA COSTARS 12 | | 1,191.00 | |
| Purchase Order Count: 96 | | | | AUTHORITY TOTALS: | \$560,348.47 | \$334,495.08 | |
| | | | | GRAND TOTAL: | | \$894,843.55 | |

Delaware River Joint Toll Bridge Commission
Meeting of April 28, 2025

**E-ZPASS/CUSTOMER SERVICE REPORT
MARCH 2025**

| SUBJECT | DESCRIPTION | PAGE NUMBER |
|-----------------------------------------------------------|-------------------------------------------|------------------------|
| E-ZPass/Customer Service Operations Report | E-ZPass/Customer Service March | 1-3 |

Delaware River Joint Toll Bridge Commission
Meeting of April 28, 2025

**E-ZPASS/CUSTOMER SERVICE REPORT
MARCH 2025**

E-ZPass Account and Transponder Information as reported by Conduent State and Local
Solutions, Inc. (CSC/VPC Provider)

Total Number of Migrated DRJTBC and NJ CSC E-ZPass Accounts

| Migrated Business Accounts | Migrated Private Accounts | Total Number of Migrated Accounts | Total Number of NJ CSC Active Accounts |
|----------------------------|---------------------------|-----------------------------------------|----------------------------------------------|
| 1,654 | 77,339 | 78,993 | 4,086,785 |

Total Number of Migrated DRJTBC (029) Transponders and NJ CSC E-ZPass Transponders

| Migrated Business Account Transponders | Migrated Private Account Transponders | Total Number of Migrated Transponders | Total Number of NJ CSC Active Transponders |
|-------------------------------------------|------------------------------------------|---------------------------------------------|--------------------------------------------------|
| 9,228 | 131,323 | 140,551 | 6,513,622 |

Delaware River Joint Toll Bridge Commission
Meeting of April 28, 2025

**E-ZPASS/CUSTOMER SERVICE REPORT
MARCH 2025**

Customer Service Report:

CSRs perform service with quick responses to:

- Emails
- Phone Calls
- Service Requests
- Commission E-ZPass Issues

| Total Calls | Average Duration | Average Wait Time |
|-------------|------------------|-------------------|
| 891 | 3:08 | 00:00 |

| | |
|-------------------------|----|
| Web Inquiries | 59 |
| Service Requests | 91 |

Computer kiosks have been installed at both offices and are accessible for customer use if needed

Toll Monitoring:

- Each CSR monitors between 1,000 and 2,000 transactions per day depending on the bridge
- Monthly average is between 140,000 and 280,000 views
- All bridges and lanes are monitored daily
- All discrepancies are reported to Toll Auditing for further review

Delaware River Joint Toll Bridge Commission
Meeting of April 28, 2025

**E-ZPASS/CUSTOMER SERVICE REPORT
MARCH 2025**

Other current E-ZPass duties include:

- Assisting law enforcement
- Notifying Toll Audit and In-lane when any issues we see arise
- Monitoring Superload crossings
- Daily calls with other Agencies in the NJ Consortium

CSC/VPC Post-Migration Collection Update:

As a result of post-migration collection efforts from May 2014 – March 2025, New Jersey E-ZPass reports \$25,545,555.67 collected in tolls and \$64,391,124.59 collected in fees,

DELAWARE RIVER JOINT TOLL BRIDGE COMMISSION
Meeting of April 28, 2025

ELECTRONIC TOLL COLLECTION PROGRAM

MONTH OF MARCH 2025

| SUBJECT | DESCRIPTION | PAGE NUMBER |
|----------------|-------------------------------------------|------------------------|
| ETC PROGRAM | Electronic Toll Collection Program Report | 1-4 |

DELAWARE RIVER JOINT TOLL BRIDGE COMMISSION
Meeting of April 28, 2025

ELECTRONIC TOLL COLLECTION PROGRAM
MONTH OF MARCH 2025

The following items were recently initiated, accomplished or performed during the above noted month:

Activities for the In-Lane Toll System

1. TransCore completed the preparation of the remaining seven (7) toll plazas for the installation of the Encompass E6 multiprotocol reader. This included installing the cabling from the proposed reader location to each antenna. TransCore installed the E6 multiprotocol reader at the Delaware Water Gap, Scudder Falls and I-78 Toll Bridges. TransCore completed tuning adjustments to the readers and will monitor for further potential adjustments.
2. Commission Staff are working with TransCore and the NJ E-ZPass CSC provider, Conduent, to implement IAG Interface Control Document (ICD) version 1.60. This will allow CSCs to receive data and process transactions from other transponder protocols such as SeGo and 6C, in addition to the current TDM protocol, as well as other functionalities. After testing is completed with the Inter Agency Group Hub, go-live will be scheduled.
3. Commission Staff and TransCore meet monthly to review and discuss system operational and maintenance items. A weekly call also takes place to briefly review system maintenance items for the week.

Activities for the E-ZPass Customer Service Center/Violation Processing Center

1. Commission Staff are working with the New Jersey E-ZPass Customer Service Center (NJ E-ZPass CSC) provider, Conduent, to implement IAG Interface Control Document (ICD) version 1.60. This will allow CSCs to receive data and process transactions from other transponder protocols such as SeGo and 6C, in addition to the current TDM protocol, as well as other functionalities. After testing is completed with the NJ E-ZPass CSC and the Inter Agency Group Hub, go-live will be scheduled.
2. Conduent continues to develop the real time digital payment function at the NJ E-ZPass CSC for toll by plate customers. Conduent revised the terms and conditions that will be displayed on the NJ E-ZPass website, and they are being reviewed by the NJTA. Conduent has released this functionality into the NJ CSC software, and they are proceeding with testing it through a small group of individuals. Conduent completed several software changes to correct errors that were documented during testing.

DELAWARE RIVER JOINT TOLL BRIDGE COMMISSION
Meeting of April 28, 2025

3. For the NJ E-ZPass CSC Services re-procurement, the New Jersey Turnpike Authority (NJTA) awarded the agreements at their Board Meeting. The NJTA is addressing a procurement challenge.
4. The NJ E-ZPass CSC is preparing for the Amnesty Program that is expected to go live in June 2025. NJ MVC legislation was passed and NJTA is working with the MVC on the programs. There are two programs: the Amnesty Program and the Vehicle Registration Suspension Program. The Amnesty Program must run for 180 days, with no lookback timeframe, meaning the program can go back as far as the violator wants to pay. Violation transactions after the start of the program are NOT eligible. The program is open to all violators (from any state), with tolls and fees that are \$500 or more prior to June 2025. The program must offer a 25% reduction of the fees, the program will collect 100% of the toll revenue. When applying payment, 100% of the toll amount will be satisfied first, followed by AET fees and administrative fees. The amount owed must be paid in full with no payment plan. A violator may make arrangements for a payment plan, outside of the Amnesty Program. For the NJ MVC Vehicle Registration Suspension, the transactions criteria include all NJ E-ZPass agency violations, unpaid tolls, administration fees and AET fees totaling \$500 or more; or 60 or more violations with at least one having occurred after January 2024 (legislation date).
5. The NJTA, as the lead agency, is facilitating all meetings with the other agencies and Conduent to manage the implementation of outstanding system elements for the New Jersey E-ZPass Customer Service Center.

AET Program

1. Job Order Contract agreements to support All Electronic Tolling (AET) in Place at the Trenton – Morrisville, I-78, Easton – Phillipsburg, and Delaware Water Gap Toll Bridges were executed with Mount Construction. Mount Construction completed all roadway sign installation work and pavement marking eradication. Mount Construction will prepare the closeout documents for this effort along with final invoicing.
2. Rummel, Klepper & Kahl, LLP (RK&K) is addressed review comments from submission of the pre-bid plans, specifications, and estimate. They have submitted the final bid package and it was advertised in the local newspapers and posted on the Bid Express system. The bid package includes the New Hope – Lambertville Toll Bridge AET Conversion and the Pennsylvania abutment structural backwall reconstruction.

DELAWARE RIVER JOINT TOLL BRIDGE COMMISSION
Meeting of April 28, 2025

3. Commission Staff facilitated a Pre-bid Meeting for Contract T-754A and the RK&K team participated in the meeting.
4. The RK&K team prepared responses to questions from potential bidders and Addendum No. 1 was posted on the Bid Express system. Addendum No. 2 is being prepared and will be posted when it is available.

General Electronic Toll Collection Program Activities

1. Mr. Stracciolini participated in the IAG E-ZPass Executive Management Committee meeting and Policy Committee meetings. At the August 2023 IAG EMC Meeting, Mr. Stracciolini was re-elected by the members to serve as Vice Chair to the EMC.
2. At the December 12, 2024 IAG Service Corp. Board of Directors Meeting, a resolution was approved electing and appointing Mr. Stracciolini as the Chair of the IAG Service Corporation, effective December 12, 2024.
3. Mr. Stracciolini is participating in the Non-toll Business Opportunity Task Force.
4. Mr. Stracciolini is serving on the International Bridge, Tunnel & Turnpike Association's (IBTTA) 2025 Engineering and Construction Task Force and the Toll Revenue Assurance Committee.
5. Mr. Stracciolini attended the IBTTA Technology Summit.

**Delaware River Joint Toll Bridge Commission
Meeting of April 28, 2025**

**CONTRACT COMPLIANCE REPORT INDEX
Month of March 2025**

| SUBJECT | DESCRIPTION | PAGE NUMBER |
|----------------------------------------------------------|-----------------------------------------|--------------------|
| Contract Compliance Program Operations Report | Operations Report March 2025 | 1-20 |

**Delaware River Joint Toll Bridge Commission
Meeting of April 28, 2025**

**Delaware River Joint Toll Bridge Commission
Month of March 2025**

TABLE OF CONTENTS

IBE PROGRAM

| | PAGES |
|--------------------------------------------------------------------------------------|--------------|
| • IBE Program Overview | 3 |
| • Compliance IBE Scores Overview | 4 |
| • IBE Summary Reports | 5 |
| • Active Construction Projects Payments, Workforce & Ethnicity Utilization Scores | 6-8 |
| • Active Professional Projects Payments Detail and Scores | 9-10 |
| • Completed Construction Projects Payments, Workforce & Ethnicity Utilization Scores | 11-15 |
| • Completed Professional Projects Payments Detail and Scores | 16-17 |

MWSBE Program

| | |
|-----------------------------------------------------------------------------------------------|----|
| • MWSBE Minority (7%), Women (3%), and Small Business (25%) Enterprise Program Overview | 18 |
| • MWSBE Program Commitments for Professional and Construction (Active & Completed Pie Charts) | 19 |
| • MWSBE Professional & Construction Projects Final Commitment | 20 |

Delaware River Joint Toll Bridge Commission
Meeting of April 28, 2025

IBE PROGRAM OVERVIEW

The Delaware River Joint Toll Bridge Commission (Commission) established an IBE Program (MBE/WBE/SBE/DBE/DsBE/VBE) with a target of 25% for all Professional Services and Construction Contracts awarded by the Commission effective July 1, 2014. To date, the Commission has awarded **(104)** contracts with the IBE Program requirements. Currently, there are **(50) active** projects and **(54) completed** projects.

IBE Program Requirements

The Commission began using Elation Systems effective January 2017, as the online system for Payment Verification and Certified Payroll Reporting (CPR). All contracts awarded by the Commission to a Prime Consultant/Prime Contractor and their Subconsultants and Subcontractors use this service free of charge. Online training is available to vendors on how to use Elation Systems. The Contract Compliance Department and Elation Support Staff are available to assist all users.

The Contract Compliance Department (CCD) monitors, posts and reports data in regard to all payments. The CCD also reviews all Certified Payrolls submitted into Elation Systems.

The following are all mandatory requirements:

Company On-Line Registration:

- i.* All Primes must register their company and activate an account in Elation Systems; *and*
- ii.* All Primes must also ensure that all Subconsultants and Subcontractors register their company and activate an account in Elation Systems.

Payment Verification:

- i.* Prime Contractors must post all payments to their Subconsultants and/or Subcontractors in Elation Systems; *and*
- ii.* Prime Contractors and their Subconsultants and/or Subcontractors must confirm all payments received in Elation Systems.

Certified Payroll Reporting:

- i.* All Prime Contractors are responsible for assigning someone from their staff with the responsibility to review, approve, and upload their CPR(s) on a weekly basis into Elation Systems; *and*
- ii.* All Prime Contractors must also ensure that their Subcontractors upload their CPR(s) on a weekly basis into Elation Systems.

Prime Consultants / Contractors IBE Target performance will be displayed / available on the Commission's public website.

Delaware River Joint Toll Bridge Commission
Meeting of April 28, 2025

Contract Compliance Department
Compliance IBE Scores Overview

The Commission through its Contract Compliance Department has instituted a Compliance Score Ranking that will be included in the Monthly Contract Compliance Report for all Professional Services and Construction Projects.

The Compliance Score Ranking is an ongoing summary of data presented on Active and Completed contracts, which includes the tracking of payments from Prime Consultants and Contractors to IBE Subconsultants and Subcontractors, and the Prime Contractors Workforce Utilization. The Scores will illustrate the progress and participation to meet the Targets by Prime Consultants and Contractors as part of the IBE program.

The complete and timely reporting of payments and certified payrolls to the Elation Systems by the Prime Consultants and Prime Contractors, and their Subconsultants and Subcontractors, will assist the Prime Consultant and Prime Contractor in tracking the data to meet their targets.

Accordingly, each Prime will also be given a final grade at the completion of each project. Additionally, the data will be uploaded onto the Commission's public website monthly.

The Score(s) are factored using the following criteria:

IBE PAYMENTS

The payments by the Prime Consultant / Contractor to each of their IBE Subconsultants / Subcontractors will be calculated based on the criteria set by the Commission's 25% IBE Target.

WORKFORCE UTILIZATION

Workforce utilization contains 2 levels of scoring and documents the hourly employee utilization by workforce type, ethnicity and gender.

| IBE Payments Legend | |
|----------------------------|-------------------------------------|
| Score Rankings | IBE Commitment Participation |
| A+ | 45% & above |
| A | 35% to 44.9% |
| B+ | 30% to 34.9% |
| B | 25% to 29.9% |
| C+ | 20% to 24.9% |
| C | 15% to 19.9% |
| D+ | 10% to 14.9% |
| D | 5% to 9.9% |
| F | 4.9% & below |

| Workforce Utilization Legend | | |
|-------------------------------------|-------------------------------------------|---------------------------------------------|
| Score Rankings | Workforce Commitment Participation | Ethnicity & Gender Participation |
| A+ | 30% & above | 25% & a above |
| A | 25% to 29.9% | 15% to 24.9% |
| B+ | 20% to 24.9% | over 15% |
| B | 15% to 19.9% | 10% to 14.9% |
| C+ | 10% to 14.9% | over 10% |
| C | 10% to 14.9% | 7.5% to 9.9% |
| D+ | 5% to 9.9% | over 7.5% |
| D | 5% to 9.9% | 5% to 7.4% |
| F | 4.9% & below | 4.9% & below |

Delaware River Joint Toll Bridge Commission

Meeting of April 28, 2025

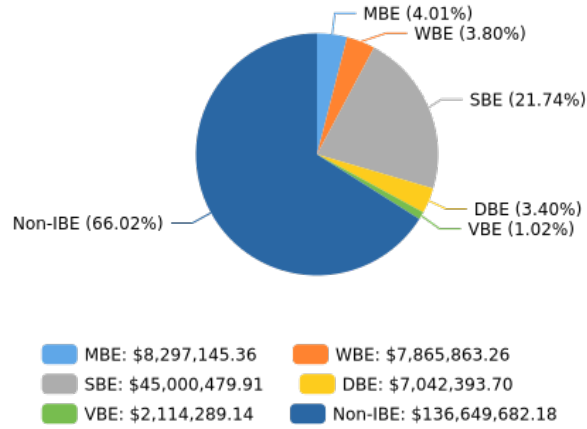
Summary - Professional Services and Construction Contractors 25% IBE Target Status

ACTIVE PROJECTS

Current IBE Status: 33.98%

Total Payments to Prime: \$206,969,853.55

Total Payments to IBEs: \$70,320,171.37



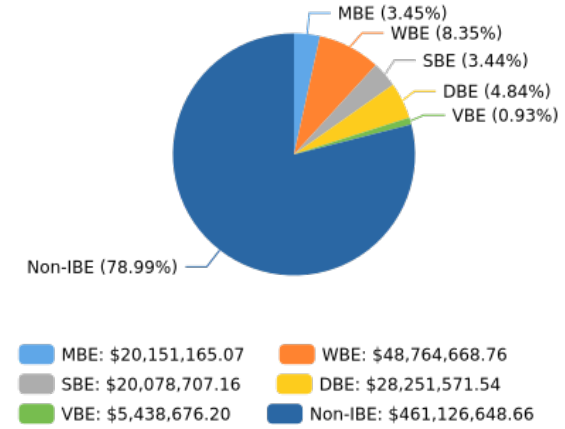
COMPLETED PROJECTS

Final IBE Status: 21.01%

Total Prime Awarded Contract Values: \$597,517,529.42

Total Payments to Prime: \$583,765,241.75

Total Payments to IBEs: \$122,638,593.09

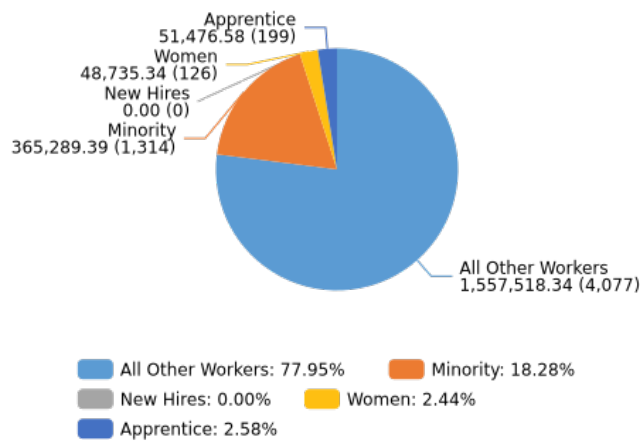


Summary - Prime Contractor(s) & Subcontractor(s) Workforce Utilization Categories By Hours, Workers & Ethnicity

Workers Categories

Hours, Percentages and Workers

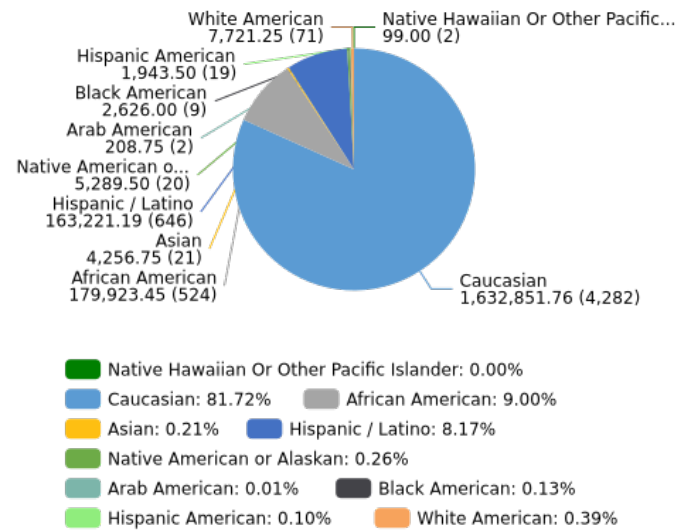
Total Hours Worked: 1,998,141.15



Ethnicity Categories

Hours, Percentages and Workers

Total Number of Workers: 5,596



(Percentage is based on work hours)

(Percentage is based on work hours)

| Active Professional & Construction Projects Payment Summary | | | | Contract Value | Prime P / T / D | IBE P / T / D | IBE Actual | Score |
|----------------------------------------------------------------|--|--|--|------------------|------------------|------------------|------------|-------|
| Professional and Construction Projects Totals | | | | \$272,667,697.82 | \$206,969,853.55 | \$70,320,171.37 | 33.98% | B+ |
| Professional Services Projects Totals | | | | \$84,507,771.97 | \$65,133,390.29 | \$19,211,319.07 | 29.50% | B |
| Completed Professional & Construction Projects Payment Summary | | | | Contract Value | Prime P / T / D | IBE P / T / D | IBE Actual | Score |
| Professional and Construction Projects Totals | | | | \$597,517,529.42 | \$583,765,241.75 | \$122,638,593.09 | 21.01% | C+ |
| Professional Services Projects Totals | | | | \$62,722,858.80 | \$55,679,144.39 | \$16,761,466.49 | 30.10% | B+ |

| ACTIVE CONSTRUCTION PROJECTS | | | | | | | | | | | | | | |
|------------------------------|-----------------------|---------------------|-------------|----------------------------------------------|--------------------------------|--------------------|-----------------|----------------------|-------------------|-----------------------------------------------|---------------------------------|------------|---------|-------------------------------------------------|
| Payments Summary | | | | | Workforce Hours Summary 27.53% | | | | | | Ethnicity Participation Summary | | | |
| Total Contracts Value | Total Prime P / T / D | Total IBE P / T / D | Total IBE % | Payments Score (Total IBE Payments) A | Total Number of Workers | Total Hours Worked | Caucasian Hours | Total Minority Hours | Total Women Hours | Workforce Score (Total Hours Worked) A | Caucasian % | Minority % | Women % | Ethnicity Score (Total Participation) A+ |
| \$188,159,925.85 | \$141,836,463.26 | \$51,108,852.30 | 36.03% | | 1403 | 271,005.70 | 199,033.70 | 71,972.00 | 2,628.34 | | 73.44% | 26.56% | 0.97% | |

| COMPLETED CONSTRUCTION PROJECTS | | | | | | | | | | | | | | |
|---------------------------------|-----------------------|---------------------|-------------|-----------------------------------------------|--------------------------------|--------------------|-----------------|----------------------|-------------------|-----------------------------------------------|---------------------------------|------------|---------|------------------------------------------------|
| Payments Summary | | | | | Workforce Hours Summary 19.65% | | | | | | Ethnicity Participation Summary | | | |
| Total Contracts Value | Total Prime P / T / D | Total IBE P / T / D | Total IBE % | Payments Score (Total IBE Payments) C+ | Total Number of Workers | Total Hours Worked | Caucasian Hours | Total Minority Hours | Total Women Hours | Workforce Score (Total Hours Worked) B | Caucasian % | Minority % | Women % | Ethnicity Score (Total Participation) A |
| \$534,794,670.62 | \$528,086,097.36 | \$105,877,126.60 | 20.05% | | 4368 | 1,727,135.45 | 1,433,818.06 | 293,317.39 | 46,107.00 | | 83.02% | 16.98% | 2.67% | |

Delaware River Joint Toll Bridge Commission

Meeting of April 28, 2025

Active Construction Projects - Summary's & Scores (IBE Payments, Workforce Hours & Ethnicity Participation)

Date: From 07/01/2014 To 03/31/2025

| IBE Payments Legend | |
|---------------------|------------------------------|
| Score Rankings | IBE Commitment Participation |
| A+ | 45% & above |
| A | 35% to 44.9% |
| B+ | 30% to 34.9% |
| B | 25% to 29.9% |
| C+ | 20% to 24.9% |
| C | 15% to 19.9% |
| D+ | 10% to 14.9% |
| D | 5% to 9.9% |
| F | 4.9% & below |

Total of all Primes Contract Values \$188,159,925.85

Total Payments to all Primes \$141,836,463.26

Total Payments to all IBEs \$51,108,852.30

IBE Target 25.00%

IBE Actual 36.03%

| Workforce Utilization Legend | | |
|------------------------------|------------------------------------|----------------------------------|
| Score Rankings | Workforce Commitment Participation | Ethnicity & Gender Participation |
| A+ | 30% & above | 25% & above |
| A | 25% to 29.9% | 15% to 24.9% |
| B+ | 20% to 24.9% | over 15% |
| B | 15% to 19.9% | 10% to 14.9% |
| C+ | 10% to 14.9% | over 10% |
| C | 10% to 14.9% | 7.5% to 9.9% |
| D+ | 5% to 9.9% | over 7.5% |
| D | 5% to 9.9% | 5% to 7.4% |
| F | 4.9% & below | 4.9% & below |

| ACTIVE CONSTRUCTION PROJECTS | | | | | | | | | | | | | | |
|------------------------------|-----------------------|---------------------|-------------|----------------------------------------------|--------------------------------|--------------------|-----------------|----------------------|-------------------|-----------------------------------------------|---------------------------------|------------|---------|-------------------------------------------------|
| Payments Summary | | | | | Workforce Hours Summary 27.53% | | | | | | Ethnicity Participation Summary | | | |
| Total Contracts Value | Total Prime P / T / D | Total IBE P / T / D | Total IBE % | Payments Score (Total IBE Payments) A | Total Number of Workers | Total Hours Worked | Caucasian Hours | Total Minority Hours | Total Women Hours | Workforce Score (Total Hours Worked) A | Caucasian % | Minority % | Women % | Ethnicity Score (Total Participation) A+ |
| \$188,159,925.85 | \$141,836,463.26 | \$51,108,852.30 | 36.03% | | 1403 | 271,005.70 | 199,033.70 | 71,972.00 | 2,628.34 | | 73.44% | 26.56% | 0.97% | |

| DB-540A/B/C TRANSCORE, LP - Electronic Toll Collection System Replacement - Design, Build & Maintain | | | | | | | | | | | | | | |
|------------------------------------------------------------------------------------------------------|-----------------------|---------------------|-------------|----------------------------------------------|--------------------------------|--------------------|-----------------|----------------------|-------------------|------------------------------------------------|---------------------------------|------------|---------|-------------------------------------------------|
| Payments Summary | | | | | Workforce Hours Summary 53.31% | | | | | | Ethnicity Participation Summary | | | |
| Total Contracts Value | Total Prime P / T / D | Total IBE P / T / D | Total IBE % | Payments Score (Total IBE Payments) C | Total Number of Workers | Total Hours Worked | Caucasian Hours | Total Minority Hours | Total Women Hours | Workforce Score (Total Hours Worked) A+ | Caucasian % | Minority % | Women % | Ethnicity Score (Total Participation) A+ |
| \$1,950,671.74 | \$12,616,770.32 | \$2,316,211.51 | 18.36% | | 15 | 2,040.00 | 952.50 | 1,087.50 | 0.00 | | 46.69% | 53.31% | 0.00% | |

| DB-724A SCHNEIDER ELECTRIC Electronic Surveillance/Detection System Maintenance Contract | | | | | | | | | | | | | | |
|------------------------------------------------------------------------------------------|-----------------------|---------------------|-------------|----------------------------------------------|--------------------------------|--------------------|-----------------|----------------------|-------------------|------------------------------------------------|---------------------------------|------------|---------|-------------------------------------------------|
| Payments Summary | | | | | Workforce Hours Summary 45.89% | | | | | | Ethnicity Participation Summary | | | |
| Total Contracts Value | Total Prime P / T / D | Total IBE P / T / D | Total IBE % | Payments Score (Total IBE Payments) C | Total Number of Workers | Total Hours Worked | Caucasian Hours | Total Minority Hours | Total Women Hours | Workforce Score (Total Hours Worked) A+ | Caucasian % | Minority % | Women % | Ethnicity Score (Total Participation) A+ |
| \$11,294,820.75 | \$1,436,335.65 | \$215,551.42 | 15.01% | | 57 | 717.00 | 479.00 | 238.00 | 91.00 | | 66.81% | 33.19% | 12.69% | |

| DB-768B DYNAMIC SECURITY, LLC (IBE) dba SECUNI / Network Video Management System (NVMS) Integrator Services | | | | | | | | | | | | | | |
|-------------------------------------------------------------------------------------------------------------|-----------------------|---------------------|-------------|-----------------------------------------------|-------------------------------|--------------------|-----------------|----------------------|-------------------|-------------------------------------------------|---------------------------------|------------|---------|--------------------------------------------------|
| Payments Summary | | | | | Workforce Hours Summary 0.00% | | | | | | Ethnicity Participation Summary | | | |
| Total Contracts Value | Total Prime P / T / D | Total IBE P / T / D | Total IBE % | Payments Score (Total IBE Payments) A+ | Total Number of Workers | Total Hours Worked | Caucasian Hours | Total Minority Hours | Total Women Hours | Workforce Score (Total Hours Worked) N/A | Caucasian % | Minority % | Women % | Ethnicity Score (Total Participation) N/A |
| \$104,074.00 | \$87,232.80 | \$87,232.80 | 100.00% | | 0 | 0.00 | 0.00 | 0.00 | 0.00 | | 0.00% | 0.00% | 0.00% | |

| T-519A BRACY CONSTRUCTION, INC. / Southern Operations and Maintenance Facilities Improvements - Trenton Morrisville, Langhorne, and New Hope | | | | | | | | | | | | | | |
|----------------------------------------------------------------------------------------------------------------------------------------------|-----------------------|---------------------|-------------|-------------------------------------|--------------------------------|--------------------|-----------------|----------------------|-------------------|--------------------------------------|---------------------------------|------------|---------|---------------------------------------|
| Payments Summary | | | | | Workforce Hours Summary 20.02% | | | | | | Ethnicity Participation Summary | | | |
| Total Contracts Value | Total Prime P / T / D | Total IBE P / T / D | Total IBE % | Payments Score (Total IBE Payments) | Total Number of Workers | Total Hours Worked | Caucasian Hours | Total Minority Hours | Total Women Hours | Workforce Score (Total Hours Worked) | Caucasian % | Minority % | Women % | Ethnicity Score (Total Participation) |
| \$58,935,181.25 | \$52,215,333.90 | \$8,148,458.29 | 15.61% | C | 545 | 101,222.70 | 81,487.95 | 19,734.75 | 529.84 | B+ | 80.50% | 19.50% | 0.52% | A |

| T-746B ROAD-CON, INC. / Trenton Morrisville TB Roadway Repaving and Deck Sealing Improvements | | | | | | | | | | | | | | |
|-----------------------------------------------------------------------------------------------|-----------------------|---------------------|-------------|-----------------------------------------------|--------------------------------|--------------------|-----------------|----------------------|-------------------|------------------------------------------------|---------------------------------|------------|---------|------------------------------------------------|
| Payments Summary | | | | | Workforce Hours Summary 23.19% | | | | | | Ethnicity Participation Summary | | | |
| Total Contracts Value | Total Prime P / T / D | Total IBE P / T / D | Total IBE % | Payments Score (Total IBE Payments) D+ | Total Number of Workers | Total Hours Worked | Caucasian Hours | Total Minority Hours | Total Women Hours | Workforce Score (Total Hours Worked) B+ | Caucasian % | Minority % | Women % | Ethnicity Score (Total Participation) A |
| \$5,980,564.55 | \$5,559,216.96 | \$572,786.07 | 10.30% | | 104 | 11,165.75 | 8,579.50 | 2,586.25 | 3.00 | | 76.84% | 23.16% | 0.03% | |

| T-766A CRISDEL GROUP, INC. / I-78 NJ Roadway Rehabilitation and Power & Communication Infrastructure Improvements | | | | | | | | | | | | | | |
|-------------------------------------------------------------------------------------------------------------------|-----------------------|---------------------|-------------|-------------------------------------|--------------------------------|--------------------|-----------------|----------------------|-------------------|--------------------------------------|---------------------------------|------------|---------|---------------------------------------|
| Payments Summary | | | | | Workforce Hours Summary 37.49% | | | | | | Ethnicity Participation Summary | | | |
| Total Contracts Value | Total Prime P / T / D | Total IBE P / T / D | Total IBE % | Payments Score (Total IBE Payments) | Total Number of Workers | Total Hours Worked | Caucasian Hours | Total Minority Hours | Total Women Hours | Workforce Score (Total Hours Worked) | Caucasian % | Minority % | Women % | Ethnicity Score (Total Participation) |
| \$23,530,677.00 | \$20,666,342.91 | \$4,451,051.36 | 21.54% | C+ | 187 | 27,901.75 | 17,549.00 | 10,352.75 | 107.00 | A+ | 62.90% | 37.10% | 0.38% | A+ |

Delaware River Joint Toll Bridge Commission

Meeting of April 28, 2025

Active Construction Projects - Summary's & Scores (IBE Payments, Workforce Hours & Ethnicity Participation)

Date: From 07/01/2014 To 03/31/2025

| IBE Payments Legend | |
|---------------------|------------------------------|
| Score Rankings | IBE Commitment Participation |
| A+ | 45% & above |
| A | 35% to 44.9% |
| B+ | 30% to 34.9% |
| B | 25% to 29.9% |
| C+ | 20% to 24.9% |
| C | 15% to 19.9% |
| D+ | 10% to 14.9% |
| D | 5% to 9.9% |
| F | 4.9% & below |

Total of all Primes Contract Values \$188,159,925.85

Total Payments to all Primes \$141,836,463.26

Total Payments to all IBEs \$51,108,852.30

IBE Target 25.00%

IBE Actual 36.03%

| Workforce Utilization Legend | | |
|------------------------------|------------------------------------|----------------------------------|
| Score Rankings | Workforce Commitment Participation | Ethnicity & Gender Participation |
| A+ | 30% & above | 25% & above |
| A | 25% to 29.9% | 15% to 24.9% |
| B+ | 20% to 24.9% | over 15% |
| B | 15% to 19.9% | 10% to 14.9% |
| C+ | 10% to 14.9% | over 10% |
| C | 10% to 14.9% | 7.5% to 9.9% |
| D+ | 5% to 9.9% | over 7.5% |
| D | 5% to 9.9% | 5% to 7.4% |
| F | 4.9% & below | 4.9% & below |

| TS-590A J.D. ECKMAN, INC. / Northampton St. TSB Rehabilitation | | | | | | | | | | | | | | |
|----------------------------------------------------------------|-----------------------|---------------------|-------------|----------------------------------------------|--------------------------------|--------------------|-----------------|----------------------|-------------------|------------------------------------------------|---------------------------------|------------|---------|------------------------------------------------|
| Payments Summary | | | | | Workforce Hours Summary 22.68% | | | | | | Ethnicity Participation Summary | | | |
| Total Contracts Value | Total Prime P / T / D | Total IBE P / T / D | Total IBE % | Payments Score (Total IBE Payments) B | Total Number of Workers | Total Hours Worked | Caucasian Hours | Total Minority Hours | Total Women Hours | Workforce Score (Total Hours Worked) B+ | Caucasian % | Minority % | Women % | Ethnicity Score (Total Participation) A |
| \$15,487,427.50 | \$14,796,804.04 | \$3,917,310.23 | 26.47% | | 111 | 35,867.50 | 27,733.25 | 8,134.25 | 0.00 | | 77.32% | 22.68% | 0.00% | |

| TS-642A ANSELM I & DeCICCO (IBE) / Uhlerstown - Frenchtown Toll-Supported Bridge Rehabilitation | | | | | | | | | | | | | | |
|-------------------------------------------------------------------------------------------------|-----------------------|---------------------|-------------|------------------------------------------------|--------------------------------|--------------------|-----------------|----------------------|-------------------|-----------------------------------------------|---------------------------------|------------|---------|------------------------------------------------|
| Payments Summary | | | | | Workforce Hours Summary 12.89% | | | | | | Ethnicity Participation Summary | | | |
| Total Contracts Value | Total Prime P / T / D | Total IBE P / T / D | Total IBE % | Payments Score (Total IBE Payments) N/A | Total Number of Workers | Total Hours Worked | Caucasian Hours | Total Minority Hours | Total Women Hours | Workforce Score (Total Hours Worked) C | Caucasian % | Minority % | Women % | Ethnicity Score (Total Participation) B |
| \$22,216,237.00 | \$- | \$- | 0.00% | | 16 | 582.00 | 507.00 | 75.00 | 0.00 | | 87.11% | 12.89% | 0.00% | |

| TS-694A/B/C/D/E ANSELM I & DeCICCO (IBE) / New Hope Lambertville TSB Rehabilitation | | | | | | | | | | | | | | |
|-------------------------------------------------------------------------------------|-----------------------|---------------------|-------------|-----------------------------------------------|--------------------------------|--------------------|-----------------|----------------------|-------------------|------------------------------------------------|---------------------------------|------------|---------|-------------------------------------------------|
| Payments Summary | | | | | Workforce Hours Summary 42.43% | | | | | | Ethnicity Participation Summary | | | |
| Total Contracts Value | Total Prime P / T / D | Total IBE P / T / D | Total IBE % | Payments Score (Total IBE Payments) A+ | Total Number of Workers | Total Hours Worked | Caucasian Hours | Total Minority Hours | Total Women Hours | Workforce Score (Total Hours Worked) A+ | Caucasian % | Minority % | Women % | Ethnicity Score (Total Participation) A+ |
| \$25,072,471.06 | \$22,750,892.92 | \$22,750,892.92 | 100.00% | | 137 | 54,795.75 | 31,553.25 | 23,242.50 | 8.00 | | 57.58% | 42.42% | 0.01% | |

| TTS-734A MOUNT CONSTRUCTION CO., INC. (IBE) / JOC - Bridge, Highway & Civil Work - North Region | | | | | | | | | | | | | | |
|-------------------------------------------------------------------------------------------------|-----------------------|---------------------|-------------|-----------------------------------------------|--------------------------------|--------------------|-----------------|----------------------|-------------------|-----------------------------------------------|---------------------------------|------------|---------|------------------------------------------------|
| Payments Summary | | | | | Workforce Hours Summary 26.07% | | | | | | Ethnicity Participation Summary | | | |
| Total Contracts Value | Total Prime P / T / D | Total IBE P / T / D | Total IBE % | Payments Score (Total IBE Payments) A+ | Total Number of Workers | Total Hours Worked | Caucasian Hours | Total Minority Hours | Total Women Hours | Workforce Score (Total Hours Worked) A | Caucasian % | Minority % | Women % | Ethnicity Score (Total Participation) A |
| \$7,000,000.00 | \$6,962,308.81 | \$6,962,308.81 | 100.00% | | 148 | 22,646.75 | 18,609.25 | 4,037.50 | 1,866.50 | | 82.17% | 17.83% | 8.24% | |

| TTS-735A MOUNT CONSTRUCTION CO., INC. (IBE) / JOC - Bridge, Highway & Civil Work - South Region | | | | | | | | | | | | | | |
|-------------------------------------------------------------------------------------------------|-----------------------|---------------------|-------------|-------------------------------------|--------------------------------|--------------------|-----------------|----------------------|-------------------|--------------------------------------|---------------------------------|------------|---------|---------------------------------------|
| Payments Summary | | | | | Workforce Hours Summary 20.75% | | | | | | Ethnicity Participation Summary | | | |
| Total Contracts Value | Total Prime P / T / D | Total IBE P / T / D | Total IBE % | Payments Score (Total IBE Payments) | Total Number of Workers | Total Hours Worked | Caucasian Hours | Total Minority Hours | Total Women Hours | Workforce Score (Total Hours Worked) | Caucasian % | Minority % | Women % | Ethnicity Score (Total Participation) |
| \$2,500,000.00 | \$1,687,048.89 | \$1,687,048.89 | 100.00% | A+ | 97 | 8,008.50 | 6,369.50 | 1,639.00 | 23.00 | B+ | 79.53% | 20.47% | 0.29% | A |

| TTS-783A J. FLETCHER CREAMER & SON, INC. / On-Call Beam Guide Rail and Attenuator Replacement | | | | | | | | | | | | | | |
|-----------------------------------------------------------------------------------------------|-----------------------|---------------------|-------------|-------------------------------------|--------------------------------|--------------------|-----------------|----------------------|-------------------|--------------------------------------|---------------------------------|------------|---------|---------------------------------------|
| Payments Summary | | | | | Workforce Hours Summary 40.27% | | | | | | Ethnicity Participation Summary | | | |
| Total Contracts Value | Total Prime P / T / D | Total IBE P / T / D | Total IBE % | Payments Score (Total IBE Payments) | Total Number of Workers | Total Hours Worked | Caucasian Hours | Total Minority Hours | Total Women Hours | Workforce Score (Total Hours Worked) | Caucasian % | Minority % | Women % | Ethnicity Score (Total Participation) |
| \$2,087,801.00 | \$- | \$- | 0.00% | | N/A | 37 | 704.00 | 420.50 | 283.50 | | 0.00 | A+ | 59.73% | |

| TTS-784A MOUNT CONSTRUCTION CO., INC. / JOC - Bridge, Highway, and Civil Work - North Region | | | | | | | | | | | | | | |
|----------------------------------------------------------------------------------------------|-----------------------|---------------------|-------------|----------------------------------------------|--------------------------------|--------------------|-----------------|----------------------|-------------------|------------------------------------------------|---------------------------------|------------|---------|------------------------------------------------|
| Payments Summary | | | | | Workforce Hours Summary 23.73% | | | | | | Ethnicity Participation Summary | | | |
| Total Contracts Value | Total Prime P / T / D | Total IBE P / T / D | Total IBE % | Payments Score (Total IBE Payments) F | Total Number of Workers | Total Hours Worked | Caucasian Hours | Total Minority Hours | Total Women Hours | Workforce Score (Total Hours Worked) B+ | Caucasian % | Minority % | Women % | Ethnicity Score (Total Participation) A |
| \$3,000,000.00 | \$490,272.42 | \$- | 0.00% | | 20 | 2,262.50 | 1,725.50 | 537.00 | 0.00 | | 76.27% | 23.73% | 0.00% | |

Delaware River Joint Toll Bridge Commission
Meeting of April 28, 2025

Active Construction Projects - Summary's & Scores (IBE Payments, Workforce Hours & Ethnicity Participation)
Date: From 07/01/2014 To 03/31/2025

| IBE Payments Legend | |
|---------------------|------------------------------|
| Score Rankings | IBE Commitment Participation |
| A+ | 45% & above |
| A | 35% to 44.9% |
| B+ | 30% to 34.9% |
| B | 25% to 29.9% |
| C+ | 20% to 24.9% |
| C | 15% to 19.9% |
| D+ | 10% to 14.9% |
| D | 5% to 9.9% |
| F | 4.9% & below |

Total of all Primes Contract Values \$188,159,925.85

Total Payments to all Primes \$141,836,463.26

Total Payments to all IBEs \$51,108,852.30

IBE Target 25.00%

IBE Actual 36.03%

| Workforce Utilization Legend | | |
|------------------------------|------------------------------------|----------------------------------|
| Score Rankings | Workforce Commitment Participation | Ethnicity & Gender Participation |
| A+ | 30% & above | 25% & above |
| A | 25% to 29.9% | 15% to 24.9% |
| B+ | 20% to 24.9% | over 15% |
| B | 15% to 19.9% | 10% to 14.9% |
| C+ | 10% to 14.9% | over 10% |
| C | 10% to 14.9% | 7.5% to 9.9% |
| D+ | 5% to 9.9% | over 7.5% |
| D | 5% to 9.9% | 5% to 7.4% |
| F | 4.9% & below | 4.9% & below |

| TTS-785A MOUNT CONSTRUCTION CO., INC. / JOC - Bridge, Highway, and Civil Work - South Region | | | | | | | | | | | | | | |
|----------------------------------------------------------------------------------------------|-----------------------|---------------------|-------------|----------------------------------------------|--------------------------------|--------------------|-----------------|----------------------|-------------------|------------------------------------------------|---------------------------------|------------|---------|-------------------------------------------------|
| Payments Summary | | | | | Workforce Hours Summary 42.86% | | | | | | Ethnicity Participation Summary | | | |
| Total Contracts Value | Total Prime P / T / D | Total IBE P / T / D | Total IBE % | Payments Score (Total IBE Payments) F | Total Number of Workers | Total Hours Worked | Caucasian Hours | Total Minority Hours | Total Women Hours | Workforce Score (Total Hours Worked) A+ | Caucasian % | Minority % | Women % | Ethnicity Score (Total Participation) A+ |
| \$3,000,000.00 | \$101,422.91 | \$- | 0.00% | | 3 | 56.00 | 32.00 | 24.00 | 0.00 | | 57.14% | 42.86% | 0.00% | |

| TTS-786A MOUNT CONSTRUCTION CO., INC. / JOC - Building and Facility Work - North Region | | | | | | | | | | | | | | |
|-----------------------------------------------------------------------------------------|-----------------------|---------------------|-------------|----------------------------------------------|-------------------------------|--------------------|-----------------|----------------------|-------------------|-----------------------------------------------|---------------------------------|------------|---------|------------------------------------------------|
| Payments Summary | | | | | Workforce Hours Summary 0.00% | | | | | | Ethnicity Participation Summary | | | |
| Total Contracts Value | Total Prime P / T / D | Total IBE P / T / D | Total IBE % | Payments Score (Total IBE Payments) F | Total Number of Workers | Total Hours Worked | Caucasian Hours | Total Minority Hours | Total Women Hours | Workforce Score (Total Hours Worked) F | Caucasian % | Minority % | Women % | Ethnicity Score (Total Participation) F |
| \$3,000,000.00 | \$140,294.57 | \$- | 0.00% | | 5 | 257.00 | 257.00 | 0.00 | 0.00 | | 100.00% | 0.00% | 0.00% | |

| TTS-787A A.P. CONSTRUCTION, INC. / JOC - Building and Facility Work - South Region | | | | | | | | | | | | | | |
|------------------------------------------------------------------------------------|-----------------------|---------------------|-------------|-------------------------------------|-------------------------------|--------------------|-----------------|----------------------|-------------------|--------------------------------------|---------------------------------|------------|---------|---------------------------------------|
| Payments Summary | | | | | Workforce Hours Summary 0.00% | | | | | | Ethnicity Participation Summary | | | |
| Total Contracts Value | Total Prime P / T / D | Total IBE P / T / D | Total IBE % | Payments Score (Total IBE Payments) | Total Number of Workers | Total Hours Worked | Caucasian Hours | Total Minority Hours | Total Women Hours | Workforce Score (Total Hours Worked) | Caucasian % | Minority % | Women % | Ethnicity Score (Total Participation) |
| \$3,000,000.00 | \$2,326,186.16 | \$- | 0.00% | | F | 19 | 2,778.50 | 2,778.50 | 0.00 | | 0.00 | F | 100.00% | |

Delaware River Joint Toll Bridge Commission

Meeting of April 28, 2025

Active Professional Services Projects Payments Detail Report

Date: From 07/01/2014 To 03/31/2025

| IBE Payments Legend | |
|---------------------|------------------------------|
| Score Rankings | IBE Commitment Participation |
| A+ | 45% & above |
| A | 35% to 44.9% |
| B+ | 30% to 34.9% |
| B | 25% to 29.9% |
| C+ | 20% to 24.9% |
| C | 15% to 19.9% |
| D+ | 10% to 14.9% |
| D | 5% to 9.9% |
| F | 4.9% & below |

| Summary | Contract Value | Prime P / T / D | IBE P / T / D | IBE Actual | Score |
|-----------------------------------------------|------------------|------------------|-----------------|------------|-------|
| Professional and Construction Projects Totals | \$272,667,697.82 | \$206,969,853.55 | \$70,320,171.37 | 33.98% | B+ |
| Professional Services Projects Totals | \$84,507,771.97 | \$65,133,390.29 | \$19,211,319.07 | 29.50% | B |

| Prime Consultants | IBE Firm | Project Title | Contract Value | Prime P / T / D | IBE P / T / D | IBE Actual | Score |
|------------------------------------------------|----------|-----------------------------------------------------------------------------------------------------------------------------------------------------------------------|-----------------|-----------------|----------------|------------|-------|
| Gannett Fleming Inc. - Camp Hill, PA | | C-519A GANNETT FLEMING ARCHITECTS, INC. / Southern Operations & Maintenance Facilities Improvements - Consulting Engineer Agreement | \$4,848,884.54 | \$4,768,643.56 | \$1,158,885.33 | 24.30% | C+ |
| Greenman-Pedersen, Inc. | | C-590A GREENMAN-PEDERSEN, INC. / Northampton St. TSB Rehabilitation - Preliminary, Final and Post Design - Consulting Engineer Agreement | \$1,504,783.15 | \$1,447,098.57 | \$540,453.22 | 37.35% | A |
| WSP USA, Inc. - PHILADELPHIA, PA | | C-642A WSP USA, INC. / Uhlerstown Frenchtown TSB Rehabilitation - Preliminary, Final and Post Design - Consulting Engineer Agreement | \$1,771,189.56 | \$1,529,629.18 | \$485,870.89 | 31.76% | B+ |
| Michael Baker International, Inc. | | C-660A MICHAEL BAKER, JR., INC. / SFB Replacement Project Final Design Services - Consulting Engineer Agreement | \$33,626,658.74 | \$33,539,647.35 | \$6,808,784.95 | 20.30% | C+ |
| Greenman-Pedersen, Inc. | | C-694A GREENMAN-PEDERSEN, INC. / New Hope Lambertville TSB Rehabilitation - Preliminary, Final and Post Design - Consulting Engineer Agreement | \$2,280,484.05 | \$1,832,469.18 | \$638,153.52 | 34.82% | B+ |
| French & Parrello Associates | | C-696B FRENCH & PARRELLO ASSOCIATES, P.A. / TOA - Facilities - NJ - Consulting Engineer Agreement | \$500,000.00 | \$139,135.60 | \$40,744.52 | 29.28% | B |
| HDR Engineering, Inc. - Pittsburgh, PA | | C-697A HDR ENGINEERING, INC. / Preliminary Engineering and Environmental Documentation for the Washington Crossing Bridge Replacement - Consulting Engineer Agreement | \$8,061,761.62 | \$1,113,287.48 | \$192,670.41 | 17.31% | C |
| Greenman-Pedersen, Inc. | | C-704A GREENMAN-PEDERSEN, INC. / TOA - New Hope-Lambertville Toll Bridge Salt Storage Building - CM/CI Services | \$610,849.20 | \$610,145.27 | \$26,570.72 | 4.35% | F |
| Johnson, Mirmiran and Thompson, Inc. | | C-716A JOHNSON, MIRMIRAN & THOMPSON / TOA - Facilities - Consulting Engineer Agreement | \$500,000.00 | \$315,243.62 | \$48,594.97 | 15.42% | C |
| The Gordian Group, Inc. | | C-727A THE GORDIAN GROUP, INC. / JOC - Program Manager Consultant - Consulting Engineer Agreement | \$1,450,000.00 | \$1,521,878.23 | \$729,008.62 | 47.90% | A+ |
| Rummel, Klepper and Kahl, LLP | | C-728A RUMMEL, KLEPPER & KAHL / TOA - Electric Toll Collection / Tolling - PA - Consulting Engineer Agreement | \$500,000.00 | \$499,798.28 | \$114,472.44 | 22.90% | C+ |
| French & Parrello Associates (IBE Prime) | VBE | C-729A FRENCH & PARRELLO ASSOCIATES, P.A. / TOA - Facilities - NJ - Consulting Engineer Agreement | \$500,000.00 | \$99,472.30 | \$99,472.30 | 100.00% | A+ |
| Arora and Associates, P.C. (IBE Prime) | MBE | C-732A ARORA AND ASSOCIATES, PC. (IBE) / TOA - Structural / Civil - NJ - Consulting Engineer Agreement | \$1,000,000.00 | \$788,087.07 | \$788,087.07 | 100.00% | A+ |
| WSP/PARSONS BRINCKERHOFF, INC | | C-750A WSP USA, INC. / TOA - Structural / Civil - Consulting Engineer Agreement | \$1,000,000.00 | \$756,100.55 | \$125,019.51 | 16.53% | C |
| Traffic Planning and Design, Inc. | | C-751A TRAFFIC PLANNING AND DESIGN, INC. / TOA - Construction Inspection - Consulting Engineer Agreement | \$500,000.00 | \$367,176.51 | \$30,950.72 | 8.43% | D |
| Rummel, Klepper and Kahl, LLP | | C-754A RUMMEL, KLEPPER & KAHL, LLP / New Hope Lambertville TB All Electronic Tolling (AET) Conversion Design - Consulting Engineer Agreement | \$1,567,218.48 | \$1,128,724.82 | \$204,860.12 | 18.15% | C |
| Pickering, Corts & Summerson, Inc. (IBE Prime) | SBE | C-757A-1 PICKERING, CORTS & SUMMERSON / Professional Engineering Services for 2023-2024 Annual Inspections - Consulting Engineer Agreement | \$748,898.24 | \$645,258.56 | \$645,258.56 | 100.00% | A+ |
| Naik Consulting Group, P.C. (IBE Prime) | DBE | C-759A NAIK CONSULTING GROUP, PC (IBE) / TOA - Structural / Civil - Consulting Engineer Agreement | \$1,000,000.00 | \$703,058.98 | \$703,058.98 | 100.00% | A+ |
| Remington & Vernick | | C-760A REMINGTON & VERNICK ENGINEERS, INC. / TOA - Construction Management Services - Consulting Engineer Agreement | \$500,000.00 | \$303,912.55 | \$60,290.60 | 19.84% | C |
| Pennoni Associates Inc | | C-761A PENNONI ASSOCIATES, INC. / Traffic Engineering Consultant 2021-2022 Annual Reports - Consulting Engineer Agreement | \$303,088.00 | \$100,896.55 | \$- | 0.00% | F |
| Arora and Associates, P.C. (IBE Prime) | MBE | C-766A ARORA & ASSOCIATES, PC / I-78 NJ Roadway Rehabilitation and Power & Communication Infrastructure - Final and Post Design - Consulting Engineer Agreement | \$2,900,943.54 | \$2,609,741.72 | \$2,609,741.72 | 100.00% | A+ |
| Traffic Planning and Design, Inc. | | C-769A TRAFFIC PLANNING & DESIGN, INC. / TOA - Structural / Civil - Consulting Engineer Agreement | \$1,000,000.00 | \$721,825.61 | \$176,429.07 | 24.44% | C+ |
| Rummel, Klepper and Kahl, LLP | | C-770A RUMMEL, KLEPPER & KAHL, LLP / TOA - Electronic Toll Collection / Tolling - Consulting Engineer Agreement | \$1,250,000.00 | \$435,368.95 | \$2,660.14 | 0.61% | F |

*Met or Exceeded the Target

*Did Not Meet the Target

*P/T/D = Paid To Date

Delaware River Joint Toll Bridge Commission

Meeting of April 28, 2025

Active Professional Services Projects Payments Detail Report

Date: From 07/01/2014 To 03/31/2025

| IBE Payments Legend | |
|---------------------|------------------------------|
| Score Rankings | IBE Commitment Participation |
| A+ | 45% & above |
| A | 35% to 44.9% |
| B+ | 30% to 34.9% |
| B | 25% to 29.9% |
| C+ | 20% to 24.9% |
| C | 15% to 19.9% |
| D+ | 10% to 14.9% |
| D | 5% to 9.9% |
| F | 4.9% & below |

| Prime Consultants | IBE Firm | Project Title | Contract Value | Prime P / T / D | IBE P / T / D | IBE Actual | Score |
|-----------------------------------------------|----------|---------------------------------------------------------------------------------------------------------------------------------------------------------------------------|----------------|-----------------|---------------|------------|-------|
| French & Parrello Associates | | C-771A FRENCH & PARRELLO ASSOCIATES, P.A. / TOA - Facilities - Consulting Engineer Agreement | \$1,185,000.00 | \$664,197.74 | \$153,024.87 | 23.04% | C+ |
| KS Engineers, P.C. (IBE Prime) | MBE | C-772A KS ENGINEERS, PC / TOA - Construction Inspection - Consulting Engineer Agreement | \$500,000.00 | \$368,114.31 | \$368,114.31 | 100.00% | A+ |
| IH Engineers, P.C. (IBE Prime) | SBE | C-782A IH ENGINEERS, PC (IBE) / Underwater Substructure Improvement Design - All Regions - Professional Engineering Services Agreement | \$1,866,074.12 | \$764,532.45 | \$764,532.45 | 100.00% | A+ |
| Traffic Planning and Design, Inc. | | C-788A TRAFFIC PLANNING & DESIGN, INC. / TOA - Structural / Civil - Consulting Engineer Agreement | \$1,000,000.00 | \$256,859.05 | \$- | 0.00% | F |
| Pennonni Associates Inc | | C-789A PENNONI ASSOCIATES, INC. / TOA - Consulting Engineer Agreement | \$500,000.00 | \$- | \$- | 0.00% | N/A |
| Traffic Planning and Design, Inc. (IBE Prime) | SBE | C-802A TRAFFIC PLANNING AND DESIGN, INC. / TOA - PROFESSIONAL ENGINEERING SERVICES - STRUCTURAL / CIVIL | \$1,000,000.00 | \$- | \$- | 0.00% | N/A |
| Joseph Jingoli & Son, Inc. | | CM-519A JOSEPH JINGOLI & SON, INC. / Southern Operations & Maintenance Facilities Improvements - Consulting Engineer Agreement | \$3,611,070.08 | \$2,979,689.84 | \$815,504.22 | 27.37% | B |
| Johnson, Mirmiran and Thompson, Inc. | | CM-590A JOHNSON, MIRMIRAN AND THOMPSON, INC. / Northampton St. TSB Rehabilitation - CM / CI Services - Consulting Engineer Agreement | \$1,554,968.16 | \$1,279,571.54 | \$325,198.53 | 25.41% | B |
| Urban Engineers, Inc. | | CM-642A URBAN ENGINEERS, INC. / UHLERSTOWN - FRENCHTOWN TSB REHABILITATION / CONSTRUCTION MANAGEMENT & INSPECTION SERVICES | \$1,587,138.62 | \$- | \$- | 0.00% | N/A |
| Urban Engineers, Inc. | | CM-694A URBAN ENGINEERS, INC. / New Hope Lambertville TSB Rehabilitation - CM / CI Services - Consulting Engineer Agreement | \$1,373,553.71 | \$1,203,908.76 | \$323,402.30 | 26.86% | B |
| Greenman-Pedersen, Inc. | | CM-766A GREENMAN-PEDERSEN, INC. / I-78 NJ Roadway Rehabilitation and Power & Communication Infrastructure Improvements - CM / CI Services - Consulting Engineer Agreement | \$2,405,208.16 | \$1,639,916.11 | \$231,504.01 | 14.12% | D+ |

*Met or Exceeded the Target

*Did Not Meet the Target

*P/T/D = Paid To Date

Delaware River Joint Toll Bridge Commission

Meeting of April 28, 2025

Completed Construction Projects - Summary's & Scores (IBE Payments, Workforce Hours & Ethnicity Participation)

Date: From 07/01/2014 To 03/31/2025

| IBE Payments Legend | |
|---------------------|------------------------------|
| Score Rankings | IBE Commitment Participation |
| A+ | 45% & above |
| A | 35% to 44.9% |
| B+ | 30% to 34.9% |
| B | 25% to 29.9% |
| C+ | 20% to 24.9% |
| C | 15% to 19.9% |
| D+ | 10% to 14.9% |
| D | 5% to 9.9% |
| F | 4.9% & below |

Total of all Primes Contract Values \$534,794,670.62

Total Payments to all Primes \$528,086,097.36

Total Payments to all IBEs \$105,877,126.60

IBE Target 25.00%

IBE Actual 20.05%

| Workforce Utilization Legend | | |
|------------------------------|------------------------------------|----------------------------------|
| Score Rankings | Workforce Commitment Participation | Ethnicity & Gender Participation |
| A+ | 30% & above | 25% & above |
| A | 25% to 29.9% | 15% to 24.9% |
| B+ | 20% to 24.9% | over 15% |
| B | 15% to 19.9% | 10% to 14.9% |
| C+ | 10% to 14.9% | over 10% |
| C | 10% to 14.9% | 7.5% to 9.9% |
| D+ | 5% to 9.9% | over 7.5% |
| D | 5% to 9.9% | 5% to 7.4% |
| F | 4.9% & below | 4.9% & below |

| COMPLETED CONSTRUCTION PROJECTS | | | | | | | | | | | | | | |
|---------------------------------|-----------------------|---------------------|-------------|-----------------------------------------------|--------------------------------|--------------------|-----------------|----------------------|-------------------|-----------------------------------------------|---------------------------------|------------|---------|------------------------------------------------|
| Payments Summary | | | | | Workforce Hours Summary 19.65% | | | | | | Ethnicity Participation Summary | | | |
| Total Contracts Value | Total Prime P / T / D | Total IBE P / T / D | Total IBE % | Payments Score (Total IBE Payments) C+ | Total Number of Workers | Total Hours Worked | Caucasian Hours | Total Minority Hours | Total Women Hours | Workforce Score (Total Hours Worked) B | Caucasian % | Minority % | Women % | Ethnicity Score (Total Participation) A |
| \$534,794,670.62 | \$528,086,097.36 | \$105,877,126.60 | 20.05% | | 4368 | 1,727,135.45 | 1,433,818.06 | 293,317.39 | 46,107.00 | 83.02% | 16.98% | 2.67% | | |

| T-508A BRACY - I-78 Maintenance Garage Expansion at I-78 PA Welcome Center / Maintenance Facility | | | | | | | | | | | | | | |
|---------------------------------------------------------------------------------------------------|-----------------------|---------------------|-------------|----------------------------------------------|-------------------------------|--------------------|-----------------|----------------------|-------------------|-----------------------------------------------|---------------------------------|------------|---------|------------------------------------------------|
| Payments Summary | | | | | Workforce Hours Summary 7.39% | | | | | | Ethnicity Participation Summary | | | |
| Total Contracts Value | Total Prime P / T / D | Total IBE P / T / D | Total IBE % | Payments Score (Total IBE Payments) C | Total Number of Workers | Total Hours Worked | Caucasian Hours | Total Minority Hours | Total Women Hours | Workforce Score (Total Hours Worked) D | Caucasian % | Minority % | Women % | Ethnicity Score (Total Participation) F |
| \$10,049,000.00 | \$9,845,176.91 | \$1,589,381.54 | 16.14% | | 244 | 31,516.58 | 30,048.08 | 1,468.50 | 861.25 | | 95.34% | 4.66% | 2.73% | |

| T-514A WEST SIDE - DIII Toll Bridges Facilities Emergency Standby Generators Improvements | | | | | | | | | | | | | | |
|-------------------------------------------------------------------------------------------|-----------------------|---------------------|-------------|-----------------------------------------------|-------------------------------|--------------------|-----------------|----------------------|-------------------|-------------------------------------------------|---------------------------------|------------|---------|--------------------------------------------------|
| Payments Summary | | | | | Workforce Hours Summary 0.00% | | | | | | Ethnicity Participation Summary | | | |
| Total Contracts Value | Total Prime P / T / D | Total IBE P / T / D | Total IBE % | Payments Score (Total IBE Payments) B+ | Total Number of Workers | Total Hours Worked | Caucasian Hours | Total Minority Hours | Total Women Hours | Workforce Score (Total Hours Worked) N/A | Caucasian % | Minority % | Women % | Ethnicity Score (Total Participation) N/A |
| \$680,480.00 | \$644,686.00 | \$197,339.99 | 30.61% | | 0 | 0.00 | 0.00 | 0.00 | 0.00 | | 0.00% | 0.00% | 0.00% | |

| T-566A INTERCOUNTY PAVING - PORTLAND COLUMBIA TOLL BRIDGE APPROACH ROADWAY IMPROVEMENTS | | | | | | | | | | | | | | |
|-----------------------------------------------------------------------------------------|-----------------------|---------------------|-------------|-----------------------------------------------|-------------------------------|--------------------|-----------------|----------------------|-------------------|-------------------------------------------------|---------------------------------|------------|---------|--------------------------------------------------|
| Payments Summary | | | | | Workforce Hours Summary 0.00% | | | | | | Ethnicity Participation Summary | | | |
| Total Contracts Value | Total Prime P / T / D | Total IBE P / T / D | Total IBE % | Payments Score (Total IBE Payments) B+ | Total Number of Workers | Total Hours Worked | Caucasian Hours | Total Minority Hours | Total Women Hours | Workforce Score (Total Hours Worked) N/A | Caucasian % | Minority % | Women % | Ethnicity Score (Total Participation) N/A |
| \$6,317,000.00 | \$6,193,334.28 | \$1,877,906.86 | 30.32% | | 0 | 0.00 | 0.00 | 0.00 | 0.00 | | 0.00% | 0.00% | 0.00% | |

| T-611A MAGNUM (IBE) NH-L Toll Bridge Salt Storage Facility | | | | | | | | | | | | | | |
|------------------------------------------------------------|-----------------------|---------------------|-------------|-------------------------------------|-------------------------------|--------------------|-----------------|----------------------|-------------------|--------------------------------------|---------------------------------|------------|---------|---------------------------------------|
| Payments Summary | | | | | Workforce Hours Summary 2.16% | | | | | | Ethnicity Participation Summary | | | |
| Total Contracts Value | Total Prime P / T / D | Total IBE P / T / D | Total IBE % | Payments Score (Total IBE Payments) | Total Number of Workers | Total Hours Worked | Caucasian Hours | Total Minority Hours | Total Women Hours | Workforce Score (Total Hours Worked) | Caucasian % | Minority % | Women % | Ethnicity Score (Total Participation) |
| \$1,439,584.00 | \$1,348,934.71 | \$1,348,934.71 | 100.00% | A+ | 65 | 5,925.50 | 5,805.50 | 120.00 | 8.00 | F | 97.97% | 2.03% | 0.14% | F |

| T-641A MERCO - Easton / Phillipsburg Ramp C Stabilization | | | | | | | | | | | | | | |
|-----------------------------------------------------------|-----------------------|---------------------|-------------|-----------------------------------------------|-------------------------------|--------------------|-----------------|----------------------|-------------------|-------------------------------------------------|---------------------------------|------------|---------|--------------------------------------------------|
| Payments Summary | | | | | Workforce Hours Summary 0.00% | | | | | | Ethnicity Participation Summary | | | |
| Total Contracts Value | Total Prime P / T / D | Total IBE P / T / D | Total IBE % | Payments Score (Total IBE Payments) A+ | Total Number of Workers | Total Hours Worked | Caucasian Hours | Total Minority Hours | Total Women Hours | Workforce Score (Total Hours Worked) N/A | Caucasian % | Minority % | Women % | Ethnicity Score (Total Participation) N/A |
| \$1,130,000.00 | \$998,300.00 | \$998,300.00 | 100.00% | | 0 | 0.00 | 0.00 | 0.00 | 0.00 | | 0.00% | 0.00% | 0.00% | |

| T-644A J.D. ECKMAN - Easton Phillipsburg TB Facility Administration Bldg. | | | | | | | | | | | | | | |
|---------------------------------------------------------------------------|-----------------------|---------------------|-------------|----------------------------------------------|--------------------------------|--------------------|-----------------|----------------------|-------------------|-----------------------------------------------|---------------------------------|------------|---------|-------------------------------------------------|
| Payments Summary | | | | | Workforce Hours Summary 28.50% | | | | | | Ethnicity Participation Summary | | | |
| Total Contracts Value | Total Prime P / T / D | Total IBE P / T / D | Total IBE % | Payments Score (Total IBE Payments) B | Total Number of Workers | Total Hours Worked | Caucasian Hours | Total Minority Hours | Total Women Hours | Workforce Score (Total Hours Worked) A | Caucasian % | Minority % | Women % | Ethnicity Score (Total Participation) A+ |
| \$11,117,003.61 | \$11,038,703.72 | \$3,066,725.97 | 27.78% | | 320 | 47,800.75 | 35,278.00 | 12,522.75 | 1,098.75 | | 73.80% | 26.20% | 2.30% | |

Delaware River Joint Toll Bridge Commission

Meeting of April 28, 2025

Completed Construction Projects - Summary's & Scores (IBE Payments, Workforce Hours & Ethnicity Participation)

Date: From 07/01/2014 To 03/31/2025

| IBE Payments Legend | |
|---------------------|------------------------------|
| Score Rankings | IBE Commitment Participation |
| A+ | 45% & above |
| A | 35% to 44.9% |
| B+ | 30% to 34.9% |
| B | 25% to 29.9% |
| C+ | 20% to 24.9% |
| C | 15% to 19.9% |
| D+ | 10% to 14.9% |
| D | 5% to 9.9% |
| F | 4.9% & below |

Total of all Primes Contract Values \$534,794,670.62

Total Payments to all Primes \$528,086,097.36

Total Payments to all IBEs \$105,877,126.60

IBE Target 25.00%

IBE Actual 20.05%

| Workforce Utilization Legend | | |
|------------------------------|------------------------------------|----------------------------------|
| Score Rankings | Workforce Commitment Participation | Ethnicity & Gender Participation |
| A+ | 30% & above | 25% & above |
| A | 25% to 29.9% | 15% to 24.9% |
| B+ | 20% to 24.9% | over 15% |
| B | 15% to 19.9% | 10% to 14.9% |
| C+ | 10% to 14.9% | over 10% |
| C | 10% to 14.9% | 7.5% to 9.9% |
| D+ | 5% to 9.9% | over 7.5% |
| D | 5% to 9.9% | 5% to 7.4% |
| F | 4.9% & below | 4.9% & below |

| T-645A MJF Building & Facilities Energy Conservation | | | | | | | | | | | | | | |
|------------------------------------------------------|-----------------------|---------------------|-------------|-------------------------------------|--------------------------------|--------------------|-----------------|----------------------|-------------------|--------------------------------------|---------------------------------|------------|---------|---------------------------------------|
| Payments Summary | | | | | Workforce Hours Summary 23.54% | | | | | | Ethnicity Participation Summary | | | |
| Total Contracts Value | Total Prime P / T / D | Total IBE P / T / D | Total IBE % | Payments Score (Total IBE Payments) | Total Number of Workers | Total Hours Worked | Caucasian Hours | Total Minority Hours | Total Women Hours | Workforce Score (Total Hours Worked) | Caucasian % | Minority % | Women % | Ethnicity Score (Total Participation) |
| \$5,376,806.87 | \$5,376,806.87 | \$5,376,806.87 | 100.00% | A+ | 46 | 9,735.28 | 7,509.23 | 2,226.05 | 65.75 | B+ | 77.13% | 22.87% | 0.68% | A |

| T-645B SCHNEIDER ELECTRIC Building & Facilities Energy Conservation Measures - Mechanical/Controls | | | | | | | | | | | | | | |
|----------------------------------------------------------------------------------------------------|-----------------------|---------------------|-------------|-------------------------------------|-------------------------------|--------------------|-----------------|----------------------|-------------------|--------------------------------------|---------------------------------|------------|---------|---------------------------------------|
| Payments Summary | | | | | Workforce Hours Summary 0.00% | | | | | | Ethnicity Participation Summary | | | |
| Total Contracts Value | Total Prime P / T / D | Total IBE P / T / D | Total IBE % | Payments Score (Total IBE Payments) | Total Number of Workers | Total Hours Worked | Caucasian Hours | Total Minority Hours | Total Women Hours | Workforce Score (Total Hours Worked) | Caucasian % | Minority % | Women % | Ethnicity Score (Total Participation) |
| \$1,247,159.50 | \$1,247,159.50 | \$129,525.50 | 10.39% | | D+ | 7 | 1,625.50 | 1,625.50 | 0.00 | | 0.00 | F | 100.00% | |

| T-661A TRC - SFB Replacement Project Subsurface Boring & Sampling | | | | | | | | | | | | | | |
|-------------------------------------------------------------------|-----------------------|---------------------|-------------|----------------------------------------------|-------------------------------|--------------------|-----------------|----------------------|-------------------|-------------------------------------------------|---------------------------------|------------|---------|--------------------------------------------------|
| Payments Summary | | | | | Workforce Hours Summary 0.00% | | | | | | Ethnicity Participation Summary | | | |
| Total Contracts Value | Total Prime P / T / D | Total IBE P / T / D | Total IBE % | Payments Score (Total IBE Payments) C | Total Number of Workers | Total Hours Worked | Caucasian Hours | Total Minority Hours | Total Women Hours | Workforce Score (Total Hours Worked) N/A | Caucasian % | Minority % | Women % | Ethnicity Score (Total Participation) N/A |
| \$1,559,275.00 | \$1,438,941.98 | \$234,466.30 | 16.29% | | 0 | 0.00 | 0.00 | 0.00 | 0.00 | | 0.00% | 0.00% | 0.00% | |

| T-666A PKF - SFB Replacement Project Construction for PA Noise Walls | | | | | | | | | | | | | | |
|----------------------------------------------------------------------|-----------------------|---------------------|-------------|-------------------------------------|--------------------------------|--------------------|-----------------|----------------------|-------------------|--------------------------------------|---------------------------------|------------|---------|---------------------------------------|
| Payments Summary | | | | | Workforce Hours Summary 14.94% | | | | | | Ethnicity Participation Summary | | | |
| Total Contracts Value | Total Prime P / T / D | Total IBE P / T / D | Total IBE % | Payments Score (Total IBE Payments) | Total Number of Workers | Total Hours Worked | Caucasian Hours | Total Minority Hours | Total Women Hours | Workforce Score (Total Hours Worked) | Caucasian % | Minority % | Women % | Ethnicity Score (Total Participation) |
| \$11,394,750.00 | \$11,219,737.01 | \$3,338,786.23 | 29.76% | B | 42 | 5,738.00 | 5,122.00 | 616.00 | 241.50 | C | 89.26% | 10.74% | 4.21% | B |

| T-667A AP CONSTRUCTION - SFB Replacement Project Tree Clearing | | | | | | | | | | | | | | |
|----------------------------------------------------------------|-----------------------|---------------------|-------------|----------------------------------------------|-------------------------------|--------------------|-----------------|----------------------|-------------------|-------------------------------------------------|---------------------------------|------------|---------|--------------------------------------------------|
| Payments Summary | | | | | Workforce Hours Summary 0.00% | | | | | | Ethnicity Participation Summary | | | |
| Total Contracts Value | Total Prime P / T / D | Total IBE P / T / D | Total IBE % | Payments Score (Total IBE Payments) B | Total Number of Workers | Total Hours Worked | Caucasian Hours | Total Minority Hours | Total Women Hours | Workforce Score (Total Hours Worked) N/A | Caucasian % | Minority % | Women % | Ethnicity Score (Total Participation) N/A |
| \$1,814,999.39 | \$1,721,688.26 | \$454,825.01 | 26.42% | | 0 | 0.00 | 0.00 | 0.00 | 0.00 | | 0.00% | 0.00% | 0.00% | |

| T-668A TRUMBULL 2 New Jersey - SFB Replacement Project | | | | | | | | | | | | | | |
|--------------------------------------------------------|-----------------------|---------------------|-------------|-------------------------------------|--------------------------------|--------------------|-----------------|----------------------|-------------------|--------------------------------------|---------------------------------|------------|---------|---------------------------------------|
| Payments Summary | | | | | Workforce Hours Summary 21.57% | | | | | | Ethnicity Participation Summary | | | |
| Total Contracts Value | Total Prime P / T / D | Total IBE P / T / D | Total IBE % | Payments Score (Total IBE Payments) | Total Number of Workers | Total Hours Worked | Caucasian Hours | Total Minority Hours | Total Women Hours | Workforce Score (Total Hours Worked) | Caucasian % | Minority % | Women % | Ethnicity Score (Total Participation) |
| \$- | \$- | \$- | 0.00% | | N/A | 1729 | 666,190.74 | 539,434.44 | 126,756.30 | | 16,967.50 | B+ | 80.97% | |

| T-668A TRUMBULL 1 Pennsylvania SFB Bridge Replacement Project | | | | | | | | | | | | | | |
|---------------------------------------------------------------|-----------------------|---------------------|-------------|----------------------------------------------|--------------------------------|--------------------|-----------------|----------------------|-------------------|-----------------------------------------------|---------------------------------|------------|---------|------------------------------------------------|
| Payments Summary | | | | | Workforce Hours Summary 18.76% | | | | | | Ethnicity Participation Summary | | | |
| Total Contracts Value | Total Prime P / T / D | Total IBE P / T / D | Total IBE % | Payments Score (Total IBE Payments) C | Total Number of Workers | Total Hours Worked | Caucasian Hours | Total Minority Hours | Total Women Hours | Workforce Score (Total Hours Worked) B | Caucasian % | Minority % | Women % | Ethnicity Score (Total Participation) A |
| \$436,216,954.02 | \$437,608,416.90 | \$76,711,826.97 | 17.53% | | 1953 | 841,284.08 | 709,643.76 | 131,640.32 | 26,191.25 | | 84.35% | 15.65% | 3.11% | |

Delaware River Joint Toll Bridge Commission

Meeting of April 28, 2025

Completed Construction Projects - Summary's & Scores (IBE Payments, Workforce Hours & Ethnicity Participation)

Date: From 07/01/2014 To 03/31/2025

| IBE Payments Legend | |
|---------------------|------------------------------|
| Score Rankings | IBE Commitment Participation |
| A+ | 45% & above |
| A | 35% to 44.9% |
| B+ | 30% to 34.9% |
| B | 25% to 29.9% |
| C+ | 20% to 24.9% |
| C | 15% to 19.9% |
| D+ | 10% to 14.9% |
| D | 5% to 9.9% |
| F | 4.9% & below |

Total of all Primes Contract Values \$534,794,670.62

Total Payments to all Primes \$528,086,097.36

Total Payments to all IBEs \$105,877,126.60

IBE Target 25.00%

IBE Actual 20.05%

| Workforce Utilization Legend | | |
|------------------------------|------------------------------------|----------------------------------|
| Score Rankings | Workforce Commitment Participation | Ethnicity & Gender Participation |
| A+ | 30% & above | 25% & above |
| A | 25% to 29.9% | 15% to 24.9% |
| B+ | 20% to 24.9% | over 15% |
| B | 15% to 19.9% | 10% to 14.9% |
| C+ | 10% to 14.9% | over 10% |
| C | 10% to 14.9% | 7.5% to 9.9% |
| D+ | 5% to 9.9% | over 7.5% |
| D | 5% to 9.9% | 5% to 7.4% |
| F | 4.9% & below | 4.9% & below |

| T-705A SPARWICK - I-78 Toll Plaza Bumper Block Replacement | | | | | | | | | | | | | | |
|------------------------------------------------------------|-----------------------|---------------------|-------------|-----------------------------------------------|-------------------------------|--------------------|-----------------|----------------------|-------------------|-------------------------------------------------|---------------------------------|------------|---------|--------------------------------------------------|
| Payments Summary | | | | | Workforce Hours Summary 0.00% | | | | | | Ethnicity Participation Summary | | | |
| Total Contracts Value | Total Prime P / T / D | Total IBE P / T / D | Total IBE % | Payments Score (Total IBE Payments) A+ | Total Number of Workers | Total Hours Worked | Caucasian Hours | Total Minority Hours | Total Women Hours | Workforce Score (Total Hours Worked) N/A | Caucasian % | Minority % | Women % | Ethnicity Score (Total Participation) N/A |
| \$160,006.00 | \$160,006.00 | \$160,006.00 | 100.00% | | 0 | 0.00 | 0.00 | 0.00 | 0.00 | | 0.00% | 0.00% | 0.00% | |

| T-707A Bracy Commission Administration Building at SFB & Adaptive Reuse of the 1799 Building | | | | | | | | | | | | | | |
|----------------------------------------------------------------------------------------------|-----------------------|---------------------|-------------|-----------------------------------------------|--------------------------------|--------------------|-----------------|----------------------|-------------------|-----------------------------------------------|---------------------------------|------------|---------|------------------------------------------------|
| Payments Summary | | | | | Workforce Hours Summary 12.32% | | | | | | Ethnicity Participation Summary | | | |
| Total Contracts Value | Total Prime P / T / D | Total IBE P / T / D | Total IBE % | Payments Score (Total IBE Payments) C+ | Total Number of Workers | Total Hours Worked | Caucasian Hours | Total Minority Hours | Total Women Hours | Workforce Score (Total Hours Worked) C | Caucasian % | Minority % | Women % | Ethnicity Score (Total Participation) B |
| \$21,468,985.71 | \$21,468,985.71 | \$4,382,167.83 | 20.41% | | 435 | 80,061.86 | 70,408.20 | 9,653.66 | 209.00 | | 87.94% | 12.06% | 0.26% | |

| T-708A Allied Painting New Hope-Lambertville Toll Bridge Floor System Rehabilitation -Facility Administration Building | | | | | | | | | | | | | | |
|------------------------------------------------------------------------------------------------------------------------|-----------------------|---------------------|-------------|-----------------------------------------------|--------------------------------|--------------------|-----------------|----------------------|-------------------|------------------------------------------------|---------------------------------|------------|---------|-------------------------------------------------|
| Payments Summary | | | | | Workforce Hours Summary 64.86% | | | | | | Ethnicity Participation Summary | | | |
| Total Contracts Value | Total Prime P / T / D | Total IBE P / T / D | Total IBE % | Payments Score (Total IBE Payments) D+ | Total Number of Workers | Total Hours Worked | Caucasian Hours | Total Minority Hours | Total Women Hours | Workforce Score (Total Hours Worked) A+ | Caucasian % | Minority % | Women % | Ethnicity Score (Total Participation) A+ |
| \$1,694,000.00 | \$1,546,100.00 | \$170,944.28 | 11.06% | | 26 | 5,244.00 | 1,842.50 | 3,401.50 | 0.00 | | 35.14% | 64.86% | 0.00% | |

| T-711AR BRACY - Easton Phillipsburg Toll Bridge Salt Storage Building | | | | | | | | | | | | | | |
|-----------------------------------------------------------------------|-----------------------|---------------------|-------------|----------------------------------------------|--------------------------------|--------------------|-----------------|----------------------|-------------------|-----------------------------------------------|---------------------------------|------------|---------|------------------------------------------------|
| Payments Summary | | | | | Workforce Hours Summary 15.61% | | | | | | Ethnicity Participation Summary | | | |
| Total Contracts Value | Total Prime P / T / D | Total IBE P / T / D | Total IBE % | Payments Score (Total IBE Payments) F | Total Number of Workers | Total Hours Worked | Caucasian Hours | Total Minority Hours | Total Women Hours | Workforce Score (Total Hours Worked) B | Caucasian % | Minority % | Women % | Ethnicity Score (Total Participation) A |
| \$1,711,600.00 | \$1,666,931.06 | \$18,727.94 | 1.12% | | 77 | 5,669.75 | 4,784.50 | 885.25 | 0.00 | | 84.39% | 15.61% | 0.00% | |

| T-717A BRACY Milford-Montague Toll Bridge Salt Storage Building | | | | | | | | | | | | | | |
|-----------------------------------------------------------------|-----------------------|---------------------|-------------|----------------------------------------------|-------------------------------|--------------------|-----------------|----------------------|-------------------|-----------------------------------------------|---------------------------------|------------|---------|------------------------------------------------|
| Payments Summary | | | | | Workforce Hours Summary 7.70% | | | | | | Ethnicity Participation Summary | | | |
| Total Contracts Value | Total Prime P / T / D | Total IBE P / T / D | Total IBE % | Payments Score (Total IBE Payments) D | Total Number of Workers | Total Hours Worked | Caucasian Hours | Total Minority Hours | Total Women Hours | Workforce Score (Total Hours Worked) D | Caucasian % | Minority % | Women % | Ethnicity Score (Total Participation) C |
| \$1,244,000.00 | \$1,232,810.45 | \$70,588.96 | 5.73% | | 43 | 3,227.00 | 2,978.50 | 248.50 | 0.00 | | 92.30% | 7.70% | 0.00% | |

| T-719A ROAD-CON Delaware Water Gap Toll Bridge Facility Westbound Toll Plaza Roadway and NJ Approach Repairs. | | | | | | | | | | | | | | |
|---------------------------------------------------------------------------------------------------------------|-----------------------|---------------------|-------------|----------------------------------------------|--------------------------------|--------------------|-----------------|----------------------|-------------------|------------------------------------------------|---------------------------------|------------|---------|------------------------------------------------|
| Payments Summary | | | | | Workforce Hours Summary 23.68% | | | | | | Ethnicity Participation Summary | | | |
| Total Contracts Value | Total Prime P / T / D | Total IBE P / T / D | Total IBE % | Payments Score (Total IBE Payments) C | Total Number of Workers | Total Hours Worked | Caucasian Hours | Total Minority Hours | Total Women Hours | Workforce Score (Total Hours Worked) B+ | Caucasian % | Minority % | Women % | Ethnicity Score (Total Participation) A |
| \$3,773,197.85 | \$3,554,825.27 | \$610,051.82 | 17.16% | | 123 | 9,822.57 | 7,915.77 | 1,906.80 | 419.50 | | 80.59% | 19.41% | 4.27% | |

| T-730A BRACY Southern Operations & Maintenance Facilities Improvements Trenton Morrisville Salt Operations | | | | | | | | | | | | | | |
|------------------------------------------------------------------------------------------------------------|-----------------------|---------------------|-------------|-------------------------------------|-------------------------------|--------------------|-----------------|----------------------|-------------------|--------------------------------------|---------------------------------|------------|---------|---------------------------------------|
| Payments Summary | | | | | Workforce Hours Summary 6.85% | | | | | | Ethnicity Participation Summary | | | |
| Total Contracts Value | Total Prime P / T / D | Total IBE P / T / D | Total IBE % | Payments Score (Total IBE Payments) | Total Number of Workers | Total Hours Worked | Caucasian Hours | Total Minority Hours | Total Women Hours | Workforce Score (Total Hours Worked) | Caucasian % | Minority % | Women % | Ethnicity Score (Total Participation) |
| \$3,275,000.00 | \$3,234,621.97 | \$450,025.89 | 13.91% | D+ | 57 | 5,831.08 | 5,471.58 | 359.50 | 40.00 | D | 93.83% | 6.17% | 0.69% | D |

Delaware River Joint Toll Bridge Commission

Meeting of April 28, 2025

Completed Construction Projects - Summary's & Scores (IBE Payments, Workforce Hours & Ethnicity Participation)

Date: From 07/01/2014 To 03/31/2025

| IBE Payments Legend | |
|---------------------|------------------------------|
| Score Rankings | IBE Commitment Participation |
| A+ | 45% & above |
| A | 35% to 44.9% |
| B+ | 30% to 34.9% |
| B | 25% to 29.9% |
| C+ | 20% to 24.9% |
| C | 15% to 19.9% |
| D+ | 10% to 14.9% |
| D | 5% to 9.9% |
| F | 4.9% & below |

Total of all Primes Contract Values \$534,794,670.62

Total Payments to all Primes \$528,086,097.36

Total Payments to all IBEs \$105,877,126.60

IBE Target 25.00%

IBE Actual 20.05%

| Workforce Utilization Legend | | |
|------------------------------|------------------------------------|----------------------------------|
| Score Rankings | Workforce Commitment Participation | Ethnicity & Gender Participation |
| A+ | 30% & above | 25% & above |
| A | 25% to 29.9% | 15% to 24.9% |
| B+ | 20% to 24.9% | over 15% |
| B | 15% to 19.9% | 10% to 14.9% |
| C+ | 10% to 14.9% | over 10% |
| C | 10% to 14.9% | 7.5% to 9.9% |
| D+ | 5% to 9.9% | over 7.5% |
| D | 5% to 9.9% | 5% to 7.4% |
| F | 4.9% & below | 4.9% & below |

| T-746A ROAD-CON, INC. / Trenton Morrisville TB Roadway repaving and Deck Sealing Improvements | | | | | | | | | | | | | | |
|-----------------------------------------------------------------------------------------------|-----------------------|---------------------|-------------|-------------------------------------|--------------------------------|--------------------|-----------------|----------------------|-------------------|--------------------------------------|---------------------------------|------------|---------|---------------------------------------|
| Payments Summary | | | | | Workforce Hours Summary 25.00% | | | | | | Ethnicity Participation Summary | | | |
| Total Contracts Value | Total Prime P / T / D | Total IBE P / T / D | Total IBE % | Payments Score (Total IBE Payments) | Total Number of Workers | Total Hours Worked | Caucasian Hours | Total Minority Hours | Total Women Hours | Workforce Score (Total Hours Worked) | Caucasian % | Minority % | Women % | Ethnicity Score (Total Participation) |
| \$1.00 | \$- | \$- | 0.00% | | 5 | 64.00 | 48.00 | 16.00 | 0.00 | | A | 75.00% | 25.00% | |

| TS-639B MOUNT CONSTRUCTION - Lower Trenton TSB Approach Roadways Improvements | | | | | | | | | | | | | | |
|-------------------------------------------------------------------------------|-----------------------|---------------------|-------------|-----------------------------------------------|-------------------------------|--------------------|-----------------|----------------------|-------------------|-------------------------------------------------|---------------------------------|------------|---------|--------------------------------------------------|
| Payments Summary | | | | | Workforce Hours Summary 0.00% | | | | | | Ethnicity Participation Summary | | | |
| Total Contracts Value | Total Prime P / T / D | Total IBE P / T / D | Total IBE % | Payments Score (Total IBE Payments) A+ | Total Number of Workers | Total Hours Worked | Caucasian Hours | Total Minority Hours | Total Women Hours | Workforce Score (Total Hours Worked) N/A | Caucasian % | Minority % | Women % | Ethnicity Score (Total Participation) N/A |
| \$2,731,688.30 | \$2,090,794.00 | \$2,090,794.00 | 100.00% | | 0 | 0.00 | 0.00 | 0.00 | 0.00 | | 0.00% | 0.00% | 0.00% | |

| TS-650A ROAD-CON - RIVERTON BELVIDERE TSB | | | | | | | | | | | | | | |
|-------------------------------------------|-----------------------|---------------------|-------------|----------------------------------------------|-------------------------------|--------------------|-----------------|----------------------|-------------------|-------------------------------------------------|---------------------------------|------------|---------|--------------------------------------------------|
| Payments Summary | | | | | Workforce Hours Summary 0.00% | | | | | | Ethnicity Participation Summary | | | |
| Total Contracts Value | Total Prime P / T / D | Total IBE P / T / D | Total IBE % | Payments Score (Total IBE Payments) F | Total Number of Workers | Total Hours Worked | Caucasian Hours | Total Minority Hours | Total Women Hours | Workforce Score (Total Hours Worked) N/A | Caucasian % | Minority % | Women % | Ethnicity Score (Total Participation) N/A |
| \$708,707.00 | \$652,738.50 | \$28,347.48 | 4.34% | | 0 | 0.00 | 0.00 | 0.00 | 0.00 | 0.00% | 0.00% | 0.00% | | |

| TS-677A SPARWICK - SF TSB Interim Deck Repairs on I-95 | | | | | | | | | | | | | | |
|--------------------------------------------------------|-----------------------|---------------------|-------------|-----------------------------------------------|--------------------------------|--------------------|-----------------|----------------------|-------------------|-----------------------------------------------|---------------------------------|------------|---------|------------------------------------------------|
| Payments Summary | | | | | Workforce Hours Summary 13.62% | | | | | | Ethnicity Participation Summary | | | |
| Total Contracts Value | Total Prime P / T / D | Total IBE P / T / D | Total IBE % | Payments Score (Total IBE Payments) A+ | Total Number of Workers | Total Hours Worked | Caucasian Hours | Total Minority Hours | Total Women Hours | Workforce Score (Total Hours Worked) C | Caucasian % | Minority % | Women % | Ethnicity Score (Total Participation) B |
| \$999,656.00 | \$999,656.00 | \$999,656.00 | 100.00% | | 8 | 580.00 | 501.00 | 79.00 | 0.00 | | 86.38% | 13.62% | 0.00% | |

| TS-687A CARR & DUFF - Lower Trenton Toll Supported Bridge Replacement of Sign Lighting Elements | | | | | | | | | | | | | | |
|-------------------------------------------------------------------------------------------------|-----------------------|---------------------|-------------|-------------------------------------|-------------------------------|--------------------|-----------------|----------------------|-------------------|--------------------------------------|---------------------------------|------------|---------|---------------------------------------|
| Payments Summary | | | | | Workforce Hours Summary 1.50% | | | | | | Ethnicity Participation Summary | | | |
| Total Contracts Value | Total Prime P / T / D | Total IBE P / T / D | Total IBE % | Payments Score (Total IBE Payments) | Total Number of Workers | Total Hours Worked | Caucasian Hours | Total Minority Hours | Total Women Hours | Workforce Score (Total Hours Worked) | Caucasian % | Minority % | Women % | Ethnicity Score (Total Participation) |
| \$647,000.00 | \$647,000.00 | \$163,632.58 | 25.29% | B | 14 | 2,734.00 | 2,693.00 | 41.00 | 0.00 | F | 98.50% | 1.50% | 0.00% | F |

| TS-699A CARR & DUFF LOWER TRENTON TSB APPROACH TRAFFIC SIGNAL EQUIPMENT UPGRADES | | | | | | | | | | | | | | |
|----------------------------------------------------------------------------------|-----------------------|---------------------|-------------|----------------------------------------------|--------------------------------|--------------------|-----------------|----------------------|-------------------|-----------------------------------------------|---------------------------------|------------|---------|-------------------------------------------------|
| Payments Summary | | | | | Workforce Hours Summary 28.52% | | | | | | Ethnicity Participation Summary | | | |
| Total Contracts Value | Total Prime P / T / D | Total IBE P / T / D | Total IBE % | Payments Score (Total IBE Payments) A | Total Number of Workers | Total Hours Worked | Caucasian Hours | Total Minority Hours | Total Women Hours | Workforce Score (Total Hours Worked) A | Caucasian % | Minority % | Women % | Ethnicity Score (Total Participation) A+ |
| \$161,150.37 | \$161,150.32 | \$61,169.00 | 37.96% | | 11 | 433.00 | 309.50 | 123.50 | 0.00 | | 71.48% | 28.52% | 0.00% | |

| TTS-723A J FLETCHER CREAMER On Call Beam Guide Rail & Attenuator Replacement | | | | | | | | | | | | | | |
|------------------------------------------------------------------------------|-----------------------|---------------------|-------------|----------------------------------------------|--------------------------------|--------------------|-----------------|----------------------|-------------------|------------------------------------------------|---------------------------------|------------|---------|-------------------------------------------------|
| Payments Summary | | | | | Workforce Hours Summary 38.70% | | | | | | Ethnicity Participation Summary | | | |
| Total Contracts Value | Total Prime P / T / D | Total IBE P / T / D | Total IBE % | Payments Score (Total IBE Payments) C | Total Number of Workers | Total Hours Worked | Caucasian Hours | Total Minority Hours | Total Women Hours | Workforce Score (Total Hours Worked) A+ | Caucasian % | Minority % | Women % | Ethnicity Score (Total Participation) A+ |
| \$1,376,666.00 | \$756,232.60 | \$113,829.53 | 15.05% | | 55 | 2,315.50 | 1,419.50 | 896.00 | 0.00 | 61.30% | 38.70% | 0.00% | | |

Delaware River Joint Toll Bridge Commission

Meeting of April 28, 2025

Completed Construction Projects - Summary's & Scores (IBE Payments, Workforce Hours & Ethnicity Participation)

Date: From 07/01/2014 To 03/31/2025

| IBE Payments Legend | |
|---------------------|------------------------------|
| Score Rankings | IBE Commitment Participation |
| A+ | 45% & above |
| A | 35% to 44.9% |
| B+ | 30% to 34.9% |
| B | 25% to 29.9% |
| C+ | 20% to 24.9% |
| C | 15% to 19.9% |
| D+ | 10% to 14.9% |
| D | 5% to 9.9% |
| F | 4.9% & below |

Total of all Primes Contract Values \$534,794,670.62

Total Payments to all Primes \$528,086,097.36

Total Payments to all IBEs \$105,877,126.60

IBE Target 25.00%

IBE Actual 20.05%

| Workforce Utilization Legend | | |
|------------------------------|------------------------------------|----------------------------------|
| Score Rankings | Workforce Commitment Participation | Ethnicity & Gender Participation |
| A+ | 30% & above | 25% & above |
| A | 25% to 29.9% | 15% to 24.9% |
| B+ | 20% to 24.9% | over 15% |
| B | 15% to 19.9% | 10% to 14.9% |
| C+ | 10% to 14.9% | over 10% |
| C | 10% to 14.9% | 7.5% to 9.9% |
| D+ | 5% to 9.9% | over 7.5% |
| D | 5% to 9.9% | 5% to 7.4% |
| F | 4.9% & below | 4.9% & below |

| TTS-736A RCC BUILDERS & DEVELOPERS - (IBE) JOC for Building and Facility Work North Region | | | | | | | | | | | | | | |
|--------------------------------------------------------------------------------------------|-----------------------|---------------------|-------------|-----------------------------------------------|--------------------------------|--------------------|-----------------|----------------------|-------------------|------------------------------------------------|---------------------------------|------------|---------|-------------------------------------------------|
| Payments Summary | | | | | Workforce Hours Summary 48.50% | | | | | | Ethnicity Participation Summary | | | |
| Total Contracts Value | Total Prime P / T / D | Total IBE P / T / D | Total IBE % | Payments Score (Total IBE Payments) A+ | Total Number of Workers | Total Hours Worked | Caucasian Hours | Total Minority Hours | Total Women Hours | Workforce Score (Total Hours Worked) A+ | Caucasian % | Minority % | Women % | Ethnicity Score (Total Participation) A+ |
| \$3,000,000.00 | \$68,665.26 | \$68,665.26 | 100.00% | | 2 | 334.00 | 172.00 | 162.00 | 0.00 | | 51.50% | 48.50% | 0.00% | |

| TTS-737A RCC BUILDERS & DEVELOPERS - Job Order Contracting for Building & Facility Work SOUTH REGION | | | | | | | | | | | | | | |
|------------------------------------------------------------------------------------------------------|-----------------------|---------------------|-------------|-----------------------------------------------|--------------------------------|--------------------|-----------------|----------------------|-------------------|-----------------------------------------------|---------------------------------|------------|---------|------------------------------------------------|
| Payments Summary | | | | | Workforce Hours Summary 19.88% | | | | | | Ethnicity Participation Summary | | | |
| Total Contracts Value | Total Prime P / T / D | Total IBE P / T / D | Total IBE % | Payments Score (Total IBE Payments) A+ | Total Number of Workers | Total Hours Worked | Caucasian Hours | Total Minority Hours | Total Women Hours | Workforce Score (Total Hours Worked) B | Caucasian % | Minority % | Women % | Ethnicity Score (Total Participation) A |
| \$3,500,000.00 | \$1,163,694.08 | \$1,163,694.08 | 100.00% | | 35 | 1,002.26 | 807.50 | 194.76 | 4.50 | | 80.57% | 19.43% | 0.45% | |

Delaware River Joint Toll Bridge Commission

Meeting of April 28, 2025

Completed Professional Services Projects Payments Detail Report

Date: From 07/01/2014 To 03/31/2025

| IBE Payments Legend | |
|---------------------|------------------------------|
| Score Rankings | IBE Commitment Participation |
| A+ | 45% & above |
| A | 35% to 44.9% |
| B+ | 30% to 34.9% |
| B | 25% to 29.9% |
| C+ | 20% to 24.9% |
| C | 15% to 19.9% |
| D+ | 10% to 14.9% |
| D | 5% to 9.9% |
| F | 4.9% & below |

| Summary | Contract Value | Prime P / T / D | IBE P / T / D | IBE Actual | Score |
|-----------------------------------------------|------------------|------------------|------------------|------------|-------|
| Professional and Construction Projects Totals | \$597,517,529.42 | \$583,765,241.75 | \$122,638,593.09 | 21.01% | C+ |
| Professional Services Projects Totals | \$62,722,858.80 | \$55,679,144.39 | \$16,761,466.49 | 30.10% | B+ |

| Prime Consultants | IBE Firm | Project Title | Contract Value | Prime P / T / D | IBE P / T / D | IBE Actual | Score |
|------------------------------------------------|----------|-----------------------------------------------------------------------------------------------------------------------------------------------------------------|----------------|-----------------|----------------|------------|-------|
| Burns Engineering, Inc. | | C-508A BURNS - I-78 Maintenance Garage Expansion | \$717,042.74 | \$717,042.74 | \$305,795.94 | 42.65% | A |
| Gannett Fleming Inc. - Camp Hill, PA | | C-644A GANNETT - I-78 Bridges & Approach Slab Rehabilitation | \$651,157.49 | \$600,565.63 | \$42,925.47 | 7.15% | D |
| Ammann & Whitney | | C-650A AMMANN - Riverton / Belvidere TSB Critical Member Strengthening - Design | \$517,538.84 | \$451,072.33 | \$36,347.80 | 8.06% | D |
| Joseph Jingoli & Son, Inc. | | C-657A JINGOLI - TOA / Building Construction Management Services - PA Assignment Level 3 Toll Bridge Facilities Energy Contract | \$300,000.00 | \$297,447.96 | \$13,380.00 | 4.50% | F |
| McCormick Taylor, Inc. | | C-662A McCORMICK - SFB Replacement Public Involvement Services | \$1,800,016.87 | \$1,566,323.71 | \$382,985.84 | 24.45% | C+ |
| Pennoni Associates Inc | | C-663A PENNONI - SFB Replacement Project Traffic Engineering Services Pre-construction Traffic Study | \$248,468.49 | \$237,424.67 | \$118,547.24 | 49.93% | A+ |
| Cherry, Weber & Associates, P.C. | | C-684A-1/2 Van Cleef Engineering Associates, LLC - formally - CHERRY WEBER ENG.-General Engineering Services 2015-2018 Annual Inspections for contract C-684A-1 | \$1,222,340.65 | \$1,222,340.65 | \$292,358.15 | 23.92% | C+ |
| Johnson, Mirmiran and Thompson, Inc. | | C-696A JMT - TOA / Engineering Services - PA Assignment | \$500,000.00 | \$436,347.22 | \$92,842.42 | 21.28% | C+ |
| Rummel, Klepper and Kahl, LLP | | C-701A RK&K - TOA / Engineering Services for Electronic Toll Collection Systems | \$500,000.00 | \$461,812.98 | \$91,464.15 | 19.81% | C |
| IH Engineers, P.C. (IBE Prime) | MBE | C-702B IH ENGS (IBE)- STRUCTURAL / CIVIL TASK ORDER AGREEMENT - NJ ASSIGNMENT | \$1,000,000.00 | \$863,109.07 | \$863,109.07 | 100.00% | A+ |
| Urban Engineers, Inc. | | C-703A URBAN - TOA / Construction Management Services for PA Assignment | \$500,000.00 | \$445,990.62 | \$89,676.75 | 20.11% | C+ |
| USA Architects (IBE Prime) | SBE | C-707A USA - Commission Administration Building at Scudder Falls | \$1,376,451.71 | \$1,376,354.11 | \$1,376,354.11 | 100.00% | A+ |
| Pennoni Associates Inc | | C-715A PENNONI ASSOCIATES INC -Structural/Civil Task Order Agreement - PA Assignment | \$1,000,000.00 | \$826,516.45 | \$198,308.65 | 23.99% | C+ |
| KS Engineers, P.C. (IBE Prime) | MBE | C-733A KS ENGINEERS, P.C. - CONSTRUCTION MANAGEMENT SERVICES TASK ORDER AGREEMENT FOR PROFESSIONAL ENGINEERING SERVICES | \$500,000.00 | \$459,522.55 | \$459,522.55 | 100.00% | A+ |
| Pickering, Corts & Summerson, Inc. (IBE Prime) | SBE | C-757A - PICKERING, CORTS & SUMMERSON -- SBE - PROFESSIONAL ENGINEERING SERVICES FOR THE GENENRAL ENGINEERING SERVICES 2021-2021 ANNUAL INSPECTION | \$1,280,000.00 | \$531,101.62 | \$531,101.62 | 100.00% | A+ |
| Jacobs Engineering Group Inc. | | CI-566A JACOBS - Portland / Columbia Toll Bridge Approach Roadways Improvements | \$532,349.00 | \$476,991.53 | \$144,473.11 | 30.29% | B+ |
| Jacobs Engineering Group Inc. | | CI-665A JACOBS - SFB Replacement Project Engineering Services for PA Noise Walls Construction | \$626,965.76 | \$626,933.76 | \$44,766.05 | 7.14% | D |
| TRC Engineers | | CI-671A TRC - SFB Replacement Project Engineering Services for PA Approach Improvements | \$6,515,220.03 | \$4,191,312.55 | \$1,401,556.53 | 33.44% | B+ |
| WSP/PARSONS BRINCKERHOFF,INC | | CI-672A PARSONS (WSP) - SFB Replacement Project Engineering Services for Main River Bridge Replacement | \$7,776,718.32 | \$5,398,968.46 | \$1,398,298.09 | 25.90% | B |
| Gannett Fleming Inc. - Camp Hill, PA | | CI-673A GANNETT - SFB Replacement Project Engineering Services for NJ Approach Construction | \$6,568,103.32 | \$6,084,459.84 | \$1,932,944.20 | 31.77% | B+ |
| STV Inc. - Trenton, NJ | | CM-508A STV - I-78 Maintenance Garage Expansion Engineering Services for Construction Management | \$586,402.81 | \$582,335.21 | \$44,851.79 | 7.70% | D |
| Greenman-Pedersen, Inc. | | CM-644A GPI - I-78 Bridges and Approach Slabs Rehabilitation Construction Management / Inspection Services | \$1,545,442.08 | \$1,429,603.53 | \$266,934.72 | 18.67% | C |
| Greenman-Pedersen, Inc. | | CM-664A GPI - SFB Replacement Project PA Noise Walls Construction Management Services | \$912,693.42 | \$849,622.00 | \$137,484.89 | 16.18% | C |

*Met or Exceeded the Target

*Did Not Meet the Target

*P/T/D = Paid To Date

Delaware River Joint Toll Bridge Commission
Meeting of April 28, 2025

Completed Professional Services Projects Payments Detail Report

Date: From 07/01/2014 To 03/31/2025

| IBE Payments Legend | |
|---------------------|------------------------------|
| Score Rankings | IBE Commitment Participation |
| A+ | 45% & above |
| A | 35% to 44.9% |
| B+ | 30% to 34.9% |
| B | 25% to 29.9% |
| C+ | 20% to 24.9% |
| C | 15% to 19.9% |
| D+ | 10% to 14.9% |
| D | 5% to 9.9% |
| F | 4.9% & below |

| Prime Consultants | IBE Firm | Project Title | Contract Value | Prime P / T / D | IBE P / T / D | IBE Actual | Score |
|---------------------------------------------|----------|----------------------------------------------------------------------------------------------------------|-----------------|-----------------|----------------|------------|-------|
| Hill International, Inc. - Philadelphia, PA | | CM-669A HILL - SFB Replacement Project Construction Management Services | \$25,015,066.98 | \$25,015,064.91 | \$6,459,687.39 | 25.82% | B |
| Joseph Jingoli & Son, Inc. | | CM-707A JINGOLI - Commission Administration Building at Scudder Falls - Construction Management Services | \$530,880.29 | \$530,880.29 | \$35,749.96 | 6.73% | D |

*Met or Exceeded the Target *Did Not Meet the Target *P/T/D = Paid To Date

Delaware River Joint Toll Bridge Commission
Meeting of April 28, 2025

MINORITY, WOMEN AND SMALL BUSINESS ENTERPRISE PROGRAM

The Delaware River Joint Toll Bridge Commission implemented a one-year Minority Business Enterprise (MBE) pilot program, with a 7% participation goal, and the Women Business Enterprise (WBE) pilot program with a 3% goal. These goals applied to consultants and contractors' participating in the Commission's Capital Program and were effective on September 1, 2008.

At its December 2008 Commission Meeting, the Commission revised the pilot program to specify a 25% Small Business Enterprise (SBE) goal to New Jersey assigned consultant contracts in lieu of the previously specified 7% MBE and 3% WBE goals.

At its December 2010 Commission Meeting, due to the success of the Commission's MWSBE Pilot Program, the Delaware River Joint Toll Bridge Commission adopted a resolution for permanent status of the Minority Business Enterprise (MBE) program, with a 7% participation goal, and the Women Business Enterprise (WBE) program with a 3% goal, and the Small Business Enterprise (SBE) program with a 25% goal. These goals apply to consultants and contractors' participating in the Commission's Capital Program.

The Contract Compliance Department continues to monitor, update and analyze the payments for the MWSBE diversity program.

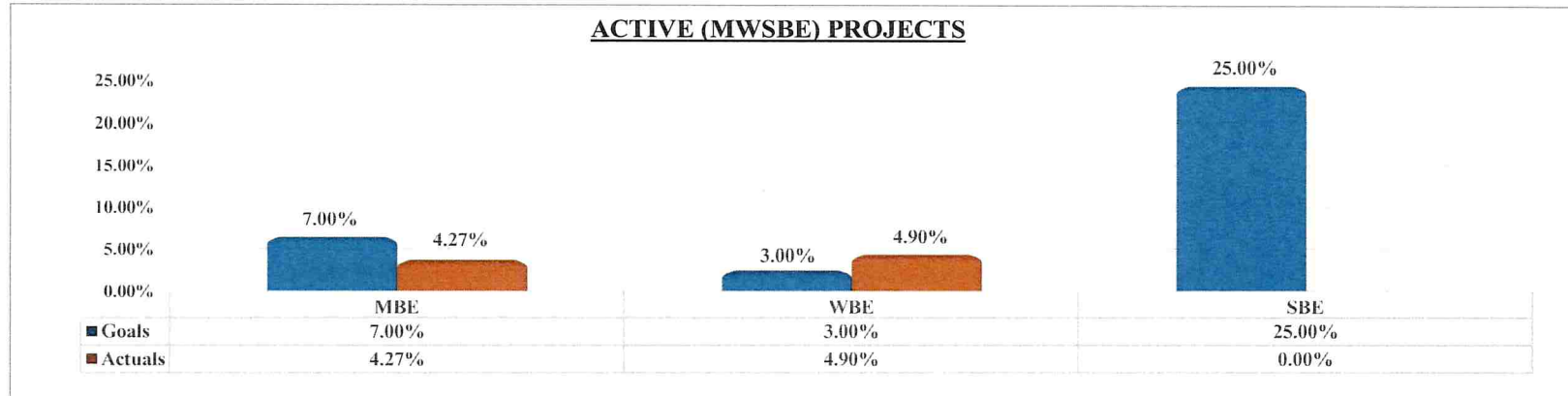
- | | |
|-------------------------------------------------------|-------------------|
| a) PA Assigned Professional Services Contracts: | 7% MBE and 3% WBE |
| b) No State Assigned Professional Services Contracts: | 7% MBE and 3% WBE |
| c) Capital Plan Construction Contracts: | 7% MBE and 3% WBE |
| d) NJ Assigned Professional Services Contracts: | 25% SBE |

Numerous diversified businesses have benefited and continue to benefit from the Commission's previous M/W/SBE Program. The number of Contracts awarded during the MWSBE Program are as follows:

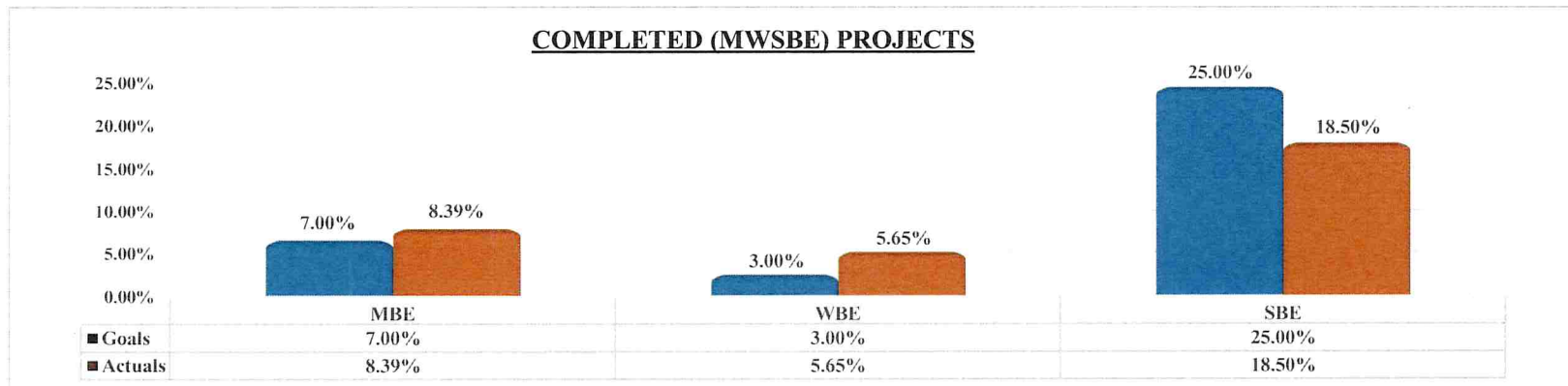
- | | |
|-----------------------------------|-----|
| ➤ Active Projects: | 1 |
| ➤ Completed Projects: | 76 |
| ➤ Total Capital Program Projects: | 77 |
| ➤ Total Number of Contractors: | 180 |

As of July 1, 2014 projects fall into the status now commonly referred to as **IBE (Identified Business Enterprise)** with a projected target to be or to exceed 25% of the total project award amount.

ACTIVE and COMPLETED (MWSBE) PROJECTS PAYMENTS



| M/WBE Actual Summary Totals \$2,835,044.00 | | MBE | | WBE | | SBE Actual Summary Totals \$0.00 | | SBE | |
|-----------------------------------------------|-------------------------|------------------|------------------------|-------------|-----------------|-------------------------------------|-----------------|--------------|--------------|
| | | ACTUAL | PAYMENTS | ACTUAL | PAYMENTS | | | ACTUAL | PAYMENTS |
| | | 4.27% | \$1,319,428.97 | 4.90% | \$1,516,361.65 | | | 0.00% | \$0.00 |
| PROJECT NO. | CONTRACTOR / CONSULTANT | PROJECT VALUE | TOTAL PAYMENTS TO DATE | MBE GOAL 7% | MBE PAYMENTS | WBE GOAL 3% | WBE PAYMENTS | SBE GOAL 25% | SBE PAYMENTS |
| C-502A | AECOM Transp. | \$ 30,397,000.00 | \$ 30,914,615.48 | 4.27% | \$ 1,319,428.97 | 4.90% | \$ 1,516,361.65 | | \$ - |



| M/WBE Actual Summary Totals \$141,820,320.30 | | MBE | | WBE | | SBE Actual Summary Totals \$18,938,470.71 | | SBE | |
|-------------------------------------------------|--|--------|-----------------|--------|----------------|----------------------------------------------|--|--------|----------------|
| | | ACTUAL | PAYMENTS | ACTUAL | PAYMENTS | | | ACTUAL | PAYMENTS |
| | | 8.39% | \$11,903,166.05 | 5.65% | \$8,008,051.95 | | | 18.50% | \$3,502,973.00 |

The details relative to the Completed Projects data above are available in the following page.

Delaware River Joint Toll Bridge Commission
Meeting of April 28, 2025

Minority, Women and Small Business Enterprise Payment Reporting
Completed Contracts

**Categories highlighted below indicates the Prime has either met or exceeded the target.*

| PROJECT NO. | CONTRACTOR / CONSULTANT | CONTRACT VALUE | MBE GOAL 7.0 % | MBE PAYMENTS | WBE GOAL 3.0 % | WBE PAYMENTS | SBE GOAL 25.0 % | SBE PAYMENTS |
|-------------|-------------------------|------------------|----------------|-----------------|----------------|-----------------|-----------------|---------------|
| DB-427B | A.P. Construction | \$ 4,356,866.00 | 10.00% | \$ 435,686.60 | 7.30% | \$ 318,051.22 | | |
| T/TS-573A | A.P. Construction | \$ 7,823,588.00 | 7.69% | \$ 601,633.92 | 4.92% | \$ 384,920.53 | | |
| T-440BR | A.P. Construction | \$ 4,608,295.33 | 11.70% | \$ 539,170.55 | 7.33% | \$ 337,788.05 | | |
| TTS-476A-2 | A.P. Construction | \$ 3,511,153.06 | 7.20% | \$ 252,803.02 | 5.50% | \$ 193,113.42 | | |
| T-472A | Allied Painting | \$ 15,595,983.76 | 9.70% | \$ 1,512,810.42 | 15.00% | \$ 2,339,397.56 | | |
| C-443A | Ammann & Whitney | \$ 770,909.81 | 10.00% | \$ 77,090.98 | 14.00% | \$ 107,927.37 | | |
| C-445A | Ammann & Whitney | \$ 920,304.08 | 7.20% | \$ 66,261.89 | 3.20% | \$ 29,449.73 | | |
| C-629B | Michael Baker | \$ 500,000.00 | | | | | 2.79% | \$ 13,937.96 |
| T-474A | Bracy Contracting | \$ 2,660,000.00 | 6.05% | \$ 160,930.00 | 2.87% | \$ 76,342.00 | | |
| C-474A | Brinjac | \$ 287,603.87 | 8.00% | \$ 23,008.31 | 9.00% | \$ 25,884.35 | | |
| C-627A | Buchart Horn | \$ 132,374.35 | | | | | | |
| C-598A | Burns Group | \$ 408,272.00 | | | | | 8.00% | \$ 32,661.76 |
| C-454A | Carroll Engineers | \$ 500,000.00 | 18.10% | \$ 90,500.00 | 5.90% | \$ 29,500.00 | | |
| C-543A | Cherry Weber | \$ 612,233.00 | | | | | 28.30% | \$ 173,261.94 |
| C-639A | Cherry Weber | \$ 401,455.40 | 18.10% | \$ 72,663.43 | 5.90% | \$ 23,685.87 | | |
| T-498A | Cornell & Co. | \$ 1,999,015.22 | 9.30% | \$ 185,908.42 | 6.30% | \$ 125,937.96 | | |
| T-554A | Dayspring Electric | \$ 232,117.66 | | | | | | |
| C-628A | Dewberry | \$ 474,625.86 | 9.69% | \$ 46,014.78 | 13.27% | \$ 62,999.77 | 9.12% | \$ 43,294.17 |
| C-454B | French & Parello | \$ 500,000.00 | | | | | 17.00% | \$ 85,000.00 |
| C-627B | French & Parello | \$ 276,851.59 | | | | | 5.70% | \$ 28,487.21 |
| C-453A | Gannett Fleming | \$ 1,000,000.00 | 5.33% | \$ 53,300.00 | 0.87% | \$ 8,700.00 | | \$ - |
| C-598B | Gannett Fleming | \$ 367,353.90 | | | | | 8.95% | \$ 32,878.17 |
| C-566A | Greenman Pedersen | \$ 350,675.02 | 9.54% | \$ 33,464.64 | 0.83% | \$ 2,924.37 | | \$ - |
| C-599B | Greenman Pedersen | \$ 1,000,000.00 | | | | | 4.00% | \$ 40,000.00 |
| CM-437A | Greenman Pedersen | \$ 2,559,020.59 | | | | | 19.50% | \$ 499,009.02 |
| CM-440B | Greenman Pedersen | \$ 753,336.71 | | | | | 17.64% | \$ 132,888.60 |
| T-441A | H & G Contractors | \$ 1,586,698.00 | 6.60% | \$ 104,722.07 | 1.57% | \$ 24,911.16 | | |
| C-530A | Hill International | \$ 400,000.00 | 2.50% | \$ 10,000.00 | | | | |
| CM-427B | Hill International | \$ 629,749.00 | | | | | 13.60% | \$ 85,645.86 |
| CM-447B | Hill International | \$ 973,401.52 | 4.10% | \$ 39,909.46 | 2.10% | \$ 20,441.43 | | |
| CM-442A | Hill International | \$ 319,826.73 | | | | | 25.14% | \$ 80,404.44 |
| CM-573A | Hill International | \$ 1,038,384.48 | 6.20% | \$ 64,379.84 | 5.80% | \$ 60,226.30 | | |
| C-629A | Hill International | \$ 147,560.34 | | | | | 13.66% | \$ 40,993.70 |
| T-506A | HRI | \$ 13,727,411.69 | 7.17% | \$ 984,255.42 | 2.91% | \$ 399,467.68 | | |
| TS-505A | IEW | \$ 661,352.00 | 55.00% | \$ 363,743.60 | 8.93% | \$ 59,058.73 | | |
| DB-563A | J. Fletcher Creamer | \$ 1,283,717.00 | 15.00% | \$ 192,557.55 | 4.00% | \$ 51,348.68 | | |
| TTS-634AR | J. Fletcher Creamer | \$ 896,808.00 | 8.35% | \$ 74,885.53 | 0.42% | \$ 3,755.75 | | |
| T-437A | J.D. Eckman | \$ 24,412,321.90 | 7.48% | \$ 1,826,041.68 | 3.04% | \$ 742,134.59 | | |
| C-549AR | Jacobs Engineering | \$ 445,549.98 | 8.02% | \$ 35,745.16 | 3.11% | \$ 13,866.11 | | |
| TS-442A | James A. Anderson | \$ 2,149,268.62 | 6.30% | \$ 135,403.92 | 1.30% | \$ 27,940.49 | | |
| TS-443A | James A. Anderson | \$ 2,461,975.00 | | | 6.10% | \$ 150,180.48 | | |
| T-543A | James D. Morrissey | \$ 6,683,640.40 | 4.80% | \$ 320,814.74 | 8.64% | \$ 577,466.53 | | |
| CM-444A | JMT | \$ 905,196.00 | 9.50% | \$ 85,993.62 | 2.80% | \$ 25,345.49 | | |
| CM-506A | JMT | \$ 1,459,000.00 | 7.65% | \$ 111,613.50 | 2.40% | \$ 35,016.00 | | |
| CM-543A | JMT | \$ 752,729.58 | | | | | 30.60% | \$ 230,335.25 |
| C-506A | K.S. Engineers | \$ 1,156,622.33 | 63.38% | \$ 733,067.23 | 13.44% | \$ 155,450.04 | | |
| TTS-476A-1 | Kyle Conti | \$ 4,128,641.00 | 0.09% | \$ 3,715.78 | 9.00% | \$ 371,577.69 | | |
| C-628B | Louis Berger Group | \$ 781,897.95 | | | | | 9.21% | \$ 92,111.29 |
| DB-562A | M.L. Ruberton | \$ 344,492.68 | 8.30% | \$ 28,592.89 | 3.80% | \$ 13,090.72 | | |
| T-475A | Miniscalco | \$ 68,229.51 | 2.25% | \$ 1,535.16 | 1.20% | \$ 818.75 | | |
| TS-445A | Neshaminy Contractors | \$ 6,285,926.10 | 16.90% | \$ 1,062,321.51 | 2.70% | \$ 169,720.00 | | |
| TS-447B | Neshaminy Contractors | \$ 8,955,586.24 | 8.60% | \$ 770,180.42 | 2.58% | \$ 231,054.12 | | |
| C-437B | Parsons Brinkerhoff | \$ 2,254,674.00 | | | | | 22.54% | \$ 508,203.52 |
| C-437A | Pennoni Associates | \$ 764,181.39 | | | | | 24.00% | \$ 183,403.53 |
| C-455B | Remington & Vernick | \$ 400,000.00 | | | | | 2.49% | \$ 9,960.00 |
| TS-444A | Road-Con | \$ 7,814,850.68 | 4.87% | \$ 380,583.23 | 0.31% | \$ 24,226.04 | | |
| T-639A | Road-Con | \$ 3,324,313.00 | | | 13.90% | \$ 462,079.51 | | |
| C-621A | Rummel, Klepper & Kahl | \$ 487,881.64 | 9.01% | \$ 43,941.24 | 3.16% | \$ 15,427.54 | | |
| T-624A | Sparwick | \$ 874,601.00 | 7.60% | \$ 66,469.68 | 0.75% | \$ 6,559.51 | | |
| C-440B | Stantec | \$ 728,011.79 | 4.75% | \$ 34,580.56 | 2.80% | \$ 20,384.33 | | |
| C-440A | Stantec | \$ 405,011.03 | 4.80% | \$ 19,440.53 | 6.60% | \$ 26,730.73 | | |
| C-600A | STV | \$ 800,000.00 | | | | | 12.60% | \$ 100,800.00 |
| CM-472A | STV | \$ 1,728,385.40 | | | | | 23.80% | \$ 411,355.73 |
| CM-474A | STV | \$ 291,172.17 | | | | | | |
| C-538A | STV | \$ 500,000.00 | 1.25% | \$ 6,250.00 | 31.20% | \$ 156,000.00 | | |
| CM-443A | STV | \$ 204,152.63 | 16.75% | \$ 34,195.57 | 11.00% | \$ 22,456.79 | | |
| CM-445A | STV | \$ 682,064.44 | | | | | 26.00% | \$ 177,336.75 |
| CM-498A | STV | \$ 571,665.66 | 12.00% | \$ 68,599.88 | 2.40% | \$ 13,719.98 | | |
| C-453B | T & M Associates | \$ 1,000,000.00 | | | | | 18.90% | \$ 189,000.00 |
| C-07-11 | Transystems | \$ 747,493.55 | | | | | 21.05% | \$ 157,347.39 |
| C-447B | Transystems | \$ 666,016.64 | 8.00% | \$ 53,281.33 | 2.00% | \$ 13,320.33 | | |
| CM-476A | Trumbull | \$ 699,250.00 | 13.60% | \$ 95,098.00 | 6.10% | \$ 42,654.25 | | |
| C-505A | Urban Engineers | \$ 154,598.70 | | | | | 36.50% | \$ 56,428.53 |
| C-539A | URS Corporation | \$ 265,070.69 | | | | | | |

DELAWARE RIVER JOINT TOLL BRIDGE COMMISSION

Meeting of April 28, 2025

**OPERATIONS INDEX
FOR
INFORMATION TECHNOLOGY**

| SUBJECT | DESCRIPTION | PAGE NUMBER |
|---------------------------|--------------------------------------|--------------------|
| Information Technology | Status Report Month of March 2025 | 1-2 |





DELAWARE RIVER JOINT TOLL BRIDGE COMMISSION

Meeting of April 2025

Information Technology Department Report Month of March 2025


The following activities under the general heading of Information Technology were recently initiated, accomplished, or performed:

Helpdesk/Deployments:


-  Processed 33 work orders for the month of March.
-  Includes all software support, IT daily tasks, printer and desktop support, Intranet, news and job postings, telephone support, and form design/updates.
-  Includes configuration and deployment of desktops, laptops, and cell phones.
-  Includes MUNIS, ADP, Maximo, ESS CAD/RMS, and other Enterprise Software updates and maintenance, and EZ-Pass support.

Projects:


MUNIS Upgrade:

-  We continue to work through the punch-list of minor issues resulting from our migration to the Software-as-a-Service version of Munis.


ESS CAD/RMS Implementation:

-  We are now preparing for the implementation of the CAD/RMS system at the new Primary Control Center and Trenton-Morrisville.

Cell Phone Deployment:

-  The IT Department helped to deploy new cell phones on the AT&T FirstNet service during the month of March.


Security, Upgrades, and Migration Initiative:

-  We have begun to roll out Windows 11.

Network Upgrades:

-  We have started to upgrade network equipment nearing their end-of-life.


Maximo Upgrade:

-  We have started planning a new project to start an upgrade to the next version of Maximo; our Asset Management system.

DELAWARE RIVER JOINT TOLL BRIDGE COMMISSION

Meeting of April 2025

Meetings Attended:

-  **Every Monday: IAG Tech Committee Call:** General IAG Tech Committee discussion and status. Nothing to report.

**DELAWARE RIVER JOINT TOLL BRIDGE
COMMISSION
Meeting of April 28, 2025**

OPERATIONS

INDEX FOR

TRAINING AND EMPLOYEE SAFETY

| SUBJECT | DESCRIPTION | PAGE NUMBER |
|-------------------------------|---------------------------------------|----------------|
| Training & Employee Safety | Status Reports Month of March 2025 | 1 of 2 |

DELAWARE RIVER JOINT TOLL BRIDGE COMMISSION

TRAINING AND EMPLOYEE SAFETY DEPARTMENT
MONTH OF MARCH 2025

The activities delineated below represent meetings, communications, tasks, and/or accomplishments of the Training and Employee Safety Department for the Month of March 2025.

- 03/03: Met with D. Tuft/HR Dept. to discuss upcoming supervisors training
- 03/04: Provided oversight for debris removal details at NHL/WX/CBS
- 03/04: TES dept. meeting to discuss course development in ADP
- 03/06: Preventing Workplace Harassment training conducted @ SF
- 03/10: Conducted inspection of fire safety training equipment @ NHL
- 03/10: Instructed promotional prep courses for TB Sgt./TSB Corporals/RMS @ EP
- 03/11: Day #1 of Custodial Train the Trainer Certification training (virtual sessions)
- 03/12: Met with a rep. from Northeastern Floors regarding NHL training room project
- 03/12: TES/HR met with the Engineering Dept. Heads to discuss personnel training needs
- 03/13: Day #2 of Custodial Train the Trainer Certification training (virtual sessions)
- 03/13: Attended/participated in the monthly Staff Mtg. to report TES activities
- 03/14: Assisted with CPR/AED/First Aid Certification @ I 78 (8 Employees)
- 03/14: Conducted inspections of AEDs/First Aid Kits @ MM
- 03/17: Proctored promotional exams @ EP for TB Sgt./TSB Corp./RMS vacancies
- 03/17: Conducted AED/First Aid checks in the Southern Region
- 03/18: Proctored a promotional exam @ NHL for two employees (not avail. 3/17)
- 03/18: Facilitated TCC Refresher training for (4) maintenance employees (Virtual)
- 03/18: Day #3 of Custodial Train the Trainer Certification training (virtual sessions)
- 03/18: Inspection of AEDs/First Aid Kits @ DWG and PC

- 03/19: Met w/Grainger rep and Safety Consultant to discuss training opportunities
- 03/19: Assisted with CPR/AED/First Aid Certification class @ SF
- 03/20: Day #4 of Custodial Train the Trainer Certification training (virtual sessions)
- 03/25: Assisted PSBS personnel with Practical Roadway Safety training @ NHL
- 03/27: Facilitated the monthly Workplace Safety Committee Mtg. @ MM
- 03/31: Inspection of AEDs/First Aid Kits in the Central Region

DELAWARE RIVER JOINT TOLL BRIDGE COMMISSION

Meeting of April 28, 2025

COMMUNICATIONS

The following Pages reflect the reports on those items assigned to the Communications Department. Each item is reported separately and page numbered accordingly.

DELAWARE RIVER JOINT TOLL BRIDGE COMMISSION
Meeting of April 28, 2025

OPERATIONS INDEX
FOR
COMMUNICATIONS

| SUBJECT | DESCRIPTION | PAGE NUMBER |
|----------------|--------------------------------------|--------------------|
| Communications | Status Report Month of March 2025 | 1-3 |

DELAWARE RIVER JOINT TOLL BRIDGE COMMISSION

Meeting of April 28, 2025

COMMUNICATIONS REPORT

March 2025

- **COMMISSION AWARENESS EFFORTS:**

New Hope-Lambertville Toll-Supported Bridge Rehabilitation Project – Carried out a succession of tasks related to this project’s approaching completion. An announced testing and troubleshooting of the bridge’s architectural lights attracted multiple videographers and photographers, some of whom posted popular social-media items. Communications also organized and conducted a media-photo-op for the official unveiling of newly installed state-line signage along the bridge’s new walkway. This event involved the mayors of New Hope and Lambertville, DRJTBC Chairman Komjathy, DRJTBC Executive Director Resta, and chamber of commerce representatives. It was well attended and attracted broadcast television coverage and online articles and postings. Prior to the unveiling, Communications worked closely with Regional Maintenance Supervisor Charles “Rick” Slack in scheduling the installation of signs and coordinating with engineer’s Michael McCandless regarding the attachment of the signs to the walkway railing. Working closely with Community Affairs Director Jodee Inscho and the project team, Communications also assisted with preparations for an April 1 bridge rededication event. Drafted invitation letters for governors, state DOT officials, and others. Facilitated purchases of LED flashlights as event giveaway item. Finalized project plaque content and bridge history insert; to be ordered by Project Manager Michael McCandless. Requested participation of New Hope and Lambertville mayors, New Hope Solebury High School’s Chamber Choir, South Hunterdon Elementary School’s Crazy 8s Math Club, and New Hope and Lambertville veterans post commanders participation in bridge rededication. Event preparations also included organizing participants, issuing media advisories, drafting speeches, and crafting/reviewing content for an event program and a subsequent press release/Facebook posting. Drafted Commissioners’ invitation distributed by Heather McConnell. The event received coverage by Philadelphia news outlets, New Jersey radio stations, various printed publications, and online social media sites. The project’s webpage was updated throughout the month and several more project-related advisories/press releases were issued.

Uhlerstown-Frenchtown Bridge Rehabilitation Project – Drafted and issued a press release to announce the scheduled March 17 closure of the bridge’s walkway. The bridge shall remain closed to pedestrians and bicyclists for at least five months. Meanwhile, an around-the-clock Pennsylvania-bound traffic detour remains in effect. The project’s webpage was updated throughout the month. This included the uploading and posting of an updated project fact sheet and weekly revisions to the project’s two-week lookahead.

Concrete Slabs Replacements at I-78 Toll Bridge’s Express E-ZPass Facility – Drafted and issued a series of press releases and website travel alerts for weekend-long concrete roadway slab replacement work at the I-78 Toll Bridge’s Express E-ZPass facility. The roadway work involved both full and partial closures of the Express E-ZPass facility. The advance notifications generated printed and broadcast coverage and several social-media postings. After weather forced postponement of initial construction activities, work on two subsequent weekends was carried out as announced.

DELAWARE RIVER JOINT TOLL BRIDGE COMMISSION
Meeting of April 28, 2025

Hot Topics - headlines:

Has Morrisville truck ban relieved the rumble on S. Pennsylvania Avenue?; Technicians to test lighting system at New Hope-Lambertville Bridge; Lane closures for I-78 Toll Bridge to begin Thursday; I-78 Express E-ZPass lanes closing for construction at NJ-PA border; E-ZPass express lanes to be closed on I-78 this weekend; Lane closures scheduled for I-78 Toll Bridge Express E-ZPass facility Thursday night through this weekend; As traffic on Delaware River Bridge rises, PA and NJ turnpikes weigh options to ease congestion; I-78 Toll Bridge closures postponed; POSTPONED: I-78 Toll Bridge Express E-ZPass facility lane closures scheduled for March 13-17 postponed due to rain forecasts; Walkway over Uhlerstown-Frenchtown Bridge closing for rehabilitation; Lane closures scheduled for I-78 toll bridge Express E-ZPass facility March 20-24; I-78 lanes closing for construction on toll plaza outside Easton; Road construction, bridge detours in Bucks County; Gas pipeline replacement project to cause closures at Northampton Street Bridge; Overnight NJ-bound closures start March 24 in downtown Phillipsburg; 4 New Jersey bridges are at high risk of collapse if a ship hits them; Report: bridges in NJ and NY at risk for catastrophic collapse; Lane closures scheduled at I-78 Toll Bridge's Express E-ZPass toll-collection facility; Mayors unveil state line signage on the New Hope-Lambertville Bridge; State-line selfies get a makeover on the New Hope-Lambertville Bridge; Second weekend of I-78 Toll Bridge's Express E-ZPass lane closures scheduled to begin Friday end Early Monday, March 31; To the truck driver that was tailgating aggressively in NJ; work on Trenton bridge to resume this week.

WEBSITE:

Uploaded and posted 2024 Traffic Engineering Report approved at February Commission meeting; produced JPG image of report's cover page for website posting; inserted meeting notice, Teams meeting link, teleconferencing info, and meeting agenda onto the Public Access-Commission Meetings webpage for the March 31 Commission meeting; posted various travel alerts, scroll travel warnings, and pop-up messages; updated Contract Compliance webpage; posted New Jersey Commissioner Walter Orcutt's name on the Commissioner's page following his NJ Senate confirmation (bio and photo to be added in April); updated introduction to executives listings.

- **COMMUNITY AFFAIRS** (Please refer to Community Affairs report):
Reviewed "hold that date" card designed by Community Affairs Director Jodee Inscho. and edited; provided Commission logos for NH-L event preparations; reviewed NH-L event pin design; provided DRJTBC challenge coins as an NH-L rededication event giveaway item; reviewed/edited draft Uhlerstown-Frenchtown walkway closure poster; reviewed, edited, proofread program for New Hope-Lambertville Bridge Rededication.

INTERNAL/EXTERNAL COMMUNICATIONS

- Recorded a total of 19,418 sessions (visits) to Commission's website – www.drjtbc.org – during March 2025. That's an increase over the 18,335 recorded in February and the 15,152 recorded in March 2024. Most visited webpages during March were TOLL BY PLATE, Toll Rates, career opportunities, truck permit applications, E-ZPass information, and toll violations.

DELAWARE RIVER JOINT TOLL BRIDGE COMMISSION

Meeting of April 28, 2025

- Drafted and issued 13 press releases/media advisories in March. Topics included: New Hope-Lambertville Bridge light testing; unveiling of New Hope-Lambertville Bridge state line signage (2); I-78 Toll Bridge's Express E-ZPass facility lane closures (3 different weekends); Uhlerstown-Frenchtown Bridge walkway closure; Express-E-ZPass lane closures postponement; Elizabethtown Gas service line work near Northampton Street Bridge; Calhoun Street Bridge Pier Repairs to Resume.
- Attended Preventing Workplace Harassment training session.
- Responded to inquiry regarding river island near Scudder Falls Toll Bridge (D'Arcy).
- Addressed Bellevue billing issue with memo to consultant Alex Styer.
- Responded to public inquiry on Calhoun Street Bridge condition and estimate future rehabilitation schedule (Wayman).
- Attended Uhlerstown-Frenchtown Bridge rehabilitation progress meeting.
- Responded to website inquiry regarding plans for installing state line on NH-L walkway(Short).
- Submitted multiple requests to Google and Google Maps to fix erroneous content regarding the Uhlerstown-Frenchtown Bridge's current operating status. Google – which is irresponsibly unresponsive – identifies the bridge as “closed” when it is actually partially open.
- Corresponded with MapQuest regarding the Uhlerstown-Frenchtown Bridge's current status.
- Drafted 90th DRJTBC 90th anniversary article for the 2024 annual report.
- Researched material for a brief sidebar article on former Commissioner/DRJTBC Superintendent Louis Focht, perhaps the most significant individual in leading/operating the Commission during its formative years.
- Prepared materials for an article on the Commission's 2024 toll conversion activities.
- Attended New Hope-Lambertville Bridge rehabilitation progress meeting.
- Reviewed Trenton photographer Andrew Wilkinson's bridge photographs for possible use in 2024 annual report.
- Posted corrections to various erroneous bridge history postings on Facebook.
- Responded to NJDOT spokesman Steve Schapiro inquiry regarding Transportation Commissioner Fran O'Connor's attendance at NH-L bridge rededication ceremony.
- Attended public outreach session – Florence, N.J. -- on turnpike commissions' proposed replacement of the Delaware River Bridge.
- Reviewed online posting of Turnpike's Delaware River Bridge project video.
- Attended planning session on NH-L bridge lighting.
- Responded to WRNJ radio news reporter Joyce Estey interview request on Uhlerstown-Frenchtown Bridge walkway closure.
- Responded to Lower Makefield engineer/planner Jim Majewski.
- Obtained updated list of New Jersey Commissioner appointments and their respective terms; assistance provided by New Jersey Senate Democrats office and Office of Legislative Services.
- Requested correction from Trentonian newspaper regarding erroneous article stating that Washington Crossing Bridge would be an action item at the Commission's March meeting; corresponded with editor John Berry..
- Discussed Turnpike Delaware River Bridge video and outreach with New Jersey Turnpike spokesman Tom Feeney.

DELAWARE RIVER JOINT TOLL BRIDGE COMMISSION

Meeting of April 28, 2025

- Coordinated PennDOT Secretary Michael Carroll's attendance and remarks with aides Erica Dutton and Alexis Campbell.
- Drafted and posted extensive Facebook post with photographs of state line signage unveiling at the New Hope-Lambertville Bridge; posting has received numerous shares and hundreds of likes, and generally positive comments.
- Arranged photographer Carol Feeley for March Commission meeting and April 1 rededication of the New Hope-Lambertville Bridge; also worked with Bellevue Communications' Alex Styer to arrange videographer for NH-L state line signage unveiling and the bridge rededication event.

DELAWARE RIVER JOINT TOLL BRIDGE COMMISSION

Meeting of April 28, 2025

**OPERATIONS INDEX
FOR
COMMUNITY AFFAIRS**

| SUBJECT | DESCRIPTION | PAGE NUMBER |
|----------------------|--------------------------------------|--------------------|
| Community Affairs | Status Report Month of March 2025 | 1-2 |

Community Affairs Report March 2025

New Hope-Lambertville Toll Supported Bridge Rehabilitation Project

Attended bi-weekly progress meetings. Responded to questions from local officials and public concerning final punch-list items and upcoming lighting system.

Assisted in completion of the state line designation signs (created by Mike Paleafico of Langhorne Maintenance) and unveiling event with Commission and local officials.

Planned the Rededication/Lighting event, held April 1 at the Lambertville Station Inn. Nearly 200 people attended including representatives of the General Contractor and several of the subcontractors, the project team, Commission staff, state, county and local officials, representatives of local organizations and residents. It was a fitting celebration of the efforts that went into the rehabilitation.

Uhlerstown-Frenchtown Toll-Supported Bridge Rehabilitation

Attended bi-weekly progress meetings. Provided information to local officials as each aspect of the work began. Posted notices of the walkway closure at parking areas and along the canal paths on both sides. Provided notice of same to local cycling organizations. Provided information and updated fact sheets to the bridge monitors.

Washington Crossing Toll-Supported Bridge Alternatives Analysis

Participated in both general project meetings and Public Involvement discussions. No significant public comment during this period.

Bridge lighting

Reviewed programming for the New Hope-Lambertville Bridge and participated in testing. Coordinated requests for shows at Lower Trenton and Northampton Street Bridge with technical assistance from Justin Bowers. Shows in March included holidays, awareness for Sudden Unexplained Death of Children (formerly SIDS), autoimmune disease and Long COVID. Shows scheduled for April include Passover and Easter, awareness for autism, Parkinson's, infertility, Donate Life, and fallen firefighter recognition.

Various Community Affairs activities

Handled a wide assortment of community affairs tasks during the month, including:

- Arranged meeting with Warren County officials at their request to discuss emergency radio operations in the Riegelsville area.
- Attended presentation on passenger rail service in the Lehigh Valley
- Assisted with Use of Facilities for a commercial filmed at Lower Trenton Bridge.
- Assisted the Communications Department by proofreading various news releases and communications, and editing/enhancing various images

DELAWARE RIVER JOINT TOLL BRIDGE COMMISSION

Meeting of April 28, 2025

ENGINEERING

The following Pages reflect the reports on those items assigned to the Engineering Department. Each item is reported separately and page numbered accordingly.

DELAWARE RIVER JOINT TOLL BRIDGE COMMISSION
Meeting of April 28, 2025
PROJECT STATUS REPORT

| FACILITY | PM/PAM | CONTRACT DESCRIPTION | PAGE NO. |
|-----------------------------------------------------|---------|-----------------------------------------------------------------------------------------------------------------------------------------------------------------------------------------------------------|----------|
| Trenton-Morrisville Toll Bridge/Langhorne | RJZ/KMS | Southern Operations & Maintenance Facilities Improvements <ul style="list-style-type: none"> Design, C-519A CM/CI Services, CM-519A Construction, T-519A | 1 |
| | CAS/KMS | TM TB Route 1 & Pennsylvania Avenue Interchange Refinements <ul style="list-style-type: none"> Concept Development, TOA No. C-788A-7 | 2 |
| Lower Trenton Toll-Supported Bridge | SJB/KMS | Lower Trenton TSB Truck Warning System (Pilot) & NJ Bridge Monitor Shelter <ul style="list-style-type: none"> Final Design, TOA No. C-771A-7 | 3 |
| Calhoun Street Toll-Supported Bridge | HDH/MEM | Decorative Knee Brace Replacement <ul style="list-style-type: none"> Design, TOA No. C-788A-2 | 4 |
| Scudder Falls Toll Bridge | SJB/KMS | Scudder Falls Bridge Replacement Project <ul style="list-style-type: none"> Final Design, C-660A Construction, T-668A | 4 |
| | SJB/KMS | DMC Services for T-668A Construction of the SFB Project <ul style="list-style-type: none"> Oversight of Final Design, TOA No. C-502A-1M | 5 |
| Washington Crossing Toll-Supported Bridge | WMC/KMS | Washington Crossing Bridge Replacement <ul style="list-style-type: none"> Preliminary Engineering /Environmental Documentation, C-697A | 6 |
| | VMF/SJB | PA Oversized Vehicle Protection Structure Evaluation & Design <ul style="list-style-type: none"> Design, TOA No. C-769A-5 | 6 |
| New Hope-Lambertville Toll-Supported Bridge | MEM/SJB | NH-L TSB Rehabilitation <ul style="list-style-type: none"> Design, C-694A CM/CI Services, CM-694A Construction, TS-694A | 7 |
| New Hope-Lambertville Toll Bridge | MEM/KMS | NH-L TB Stone Veneer Replacement <ul style="list-style-type: none"> Design, TOA No. C-704A-2 | 8 |
| | VMF/MEM | <ul style="list-style-type: none"> CI Services, TOA No. C-772A-3 Construction, JOC No. T/TS-735A-013 | 9 |
| | CAS/KMS | NH-L TB All Electronic Tolling (AET) Conversion Design <ul style="list-style-type: none"> Design, C-754A | 10 |
| | MEM/SJB | NH-L TB Pennsylvania Abutment Backwall Reconstruction <ul style="list-style-type: none"> Design, TOA C-769A-3 | 10 |
| Centre Bridge-Stockton Toll-Supported Bridge | HDH/MEM | CB-S TSB Bearing and Bridge Seat Rehabilitation <ul style="list-style-type: none"> Design, TOA No. C-769A-2 | 11 |
| Lumberville-Raven Rock Toll-Supported Bridge | JRB/SJB | L-RR TSPB Concept Design for Architectural Lighting & Electronic Surveillance/Detection System Installation <ul style="list-style-type: none"> Concept Design, TOA No. C-771A-4 | 12 |
| Uhlerstown-Frenchtown Toll-Supported Bridge | MEM/KMS | Uhlerstown-Frenchtown TSB Rehabilitation <ul style="list-style-type: none"> Design, C-642A CM/CI Services, CM-642A Construction, TS-642A | 13 |

Facilities are listed South to North

The first set of initials indicate the Project Manager and the second set of initial indicate the Program Manager

Project Manager Legend

WMC – M. Cane
HDH – D. Hettema
JRB – J. Bowers
HMS – H. Sewekow
CLR – C. Rood
VMF-Vincent Fischer
EVO – E. Van-Otoo

Program Manager Legend

KMS – K. Skeels
SJB – S. Burke
MEM – M. McCandless
CAS – C. Stracciolini
RJZ – R. Zakharia

DELAWARE RIVER JOINT TOLL BRIDGE COMMISSION
Meeting of April 28, 2025
PROJECT STATUS REPORT

| FACILITY | PM/PAM | CONTRACT DESCRIPTION | PAGE NO. |
|---------------------------------------------------|---------------|----------------------------------------------------------------------------------------------------------------------------------------------------------------------------------------------------------------------------------------------------------------------|-----------------|
| Interstate-78 Toll Bridge | WMC/SJB | I-78 TB Joint Rehabilitation & Miscellaneous Work <ul style="list-style-type: none"> Design and Construction Inspection, TOA No. C-769A-4 | 14 |
| | CLR/SJB | I-78 NJ Roadway Rehab and Power & Communication Infrastructure Upgrades <ul style="list-style-type: none"> Design, C-766A Construction Management/Construction Inspection, CM-766A Construction, T-766A | 14 |
| Easton-Phillipsburg Toll Bridge | HMS/MEM | E-P TB Broad Street Viaduct Sidewalk Replacement <ul style="list-style-type: none"> Design, C-789A-1 | 16 |
| Riverton-Belvidere Toll Supported Bridge | HDH/MEM | Northwest & Southwest Wingwalls Rehabilitation <ul style="list-style-type: none"> Construction, JOC No. T/TS-784A-001 | 16 |
| Portland-Columbia Toll Bridge | HDH/MEM | NJ Route 46 Overpass Fascia Girder Repairs Inspection & Design <ul style="list-style-type: none"> Design, TOA No. C-788A-8 | 17 |
| Delaware Water Gap Toll Bridge | CLR/RJZ | DWG Space Utilization Program Study including New Salt Storage and Equipment Storage Buildings <ul style="list-style-type: none"> Design, TOA No. C-771A-8 | 18 |
| Milford-Montague Toll Bridge | HDH/MEM | Structural Analysis and Repairs <ul style="list-style-type: none"> Design, TOA No. C-788A-4 | 18 |
| Multiple Facilities and/or Commission-Wide | SJB/KMS | Capital Program Management Consultant (CPMC) & Design Management Consultant (DMC) Services for the I-95/Scudder Falls Bridge Improvement Project <ul style="list-style-type: none"> CPMC Services 2024 through 2028, C-502A-1N | 19 |
| | HDH/SJB | Underwater Substructure Improvements Design – All Regions <ul style="list-style-type: none"> Design, C-782A Constructability Review, TOA No. C-788A-6 | 19 |
| | HDH/MEM | Bridge Inspection Platform Layout and Design Toll-Supported Bridges <ul style="list-style-type: none"> Design, TOA No. C-788A-5 | 21 |
| | EVO/MEM | Exigent Substructure Masonry Rehabilitation <ul style="list-style-type: none"> TS-694B- Lumberville Raven Rock TSB TS-694C- Calhoun Street TSB TS-694D- Washington Crossing TSB TS-694E- Riverton- Belvidere TSB | 21 |
| | WMC/KMS | Bridge Monitor Shelter Enhancements Program Development <ul style="list-style-type: none"> TOA No. C-771A-1 | 22 |
| | WMC/KMS | Electronic Surveillance/Detection System <ul style="list-style-type: none"> Network Video Management System (NVMS) Integrator Services, DB-768A | 22 |
| | CAS/KMS | Electronic Toll Collection <ul style="list-style-type: none"> Customer Service Center/Violation Processing Center Project, DB-584A | 22 |

Facilities are listed South to North

The first set of initials indicate the Project Manager and the second set of initial indicate the Program Manager

Project Manager Legend

| | |
|------------------|---------------------|
| WMC – M. Cane | CLR – C. Rood |
| HDH – D. Hettema | VMF-Vincent Fischer |
| JRB – J. Bowers | EVO – E. Van-Otoo |
| HMS – H. Sewekow | |

Program Manager Legend

| | |
|-----------------|-----------------------|
| KMS – K. Skeels | MEM – M. McCandless |
| SJB – S. Burke | CAS – C. Stracciolini |
| | RJZ – R. Zakharia |

DELAWARE RIVER JOINT TOLL BRIDGE COMMISSION
Meeting of April 28, 2025
PROJECT STATUS REPORT

| FACILITY | PM/PAM | CONTRACT DESCRIPTION | PAGE NO. |
|-----------------|---------------|--------------------------------------------------------------------------------------------------------------------------------------------------------------------------------------------------------------------------------------------------------------------------------------------------------------------------------------------------------------------------------------------------------------------------------------|-----------------|
| | CAS/KMS | Electronic Toll Collection System Replacement <ul style="list-style-type: none"> Design, Build, and Maintain, DB-540A | 23 |
| | WMC/KMS | Job Ordering Contracting Services <ul style="list-style-type: none"> Program Manager, C-727A T/TS-784A, JOC For Bridge, Highway and Civil Work- North Region T/TS-785A, JOC For Bridge, Highway and Civil Work- South Region T/TS-786A, JOC Services for Building and Facility Work- North Region T/TS-787A, JOC Services for Building and Facility Work - South Region | 24 |
| | HDH/MEM | General Engineering Consultant <ul style="list-style-type: none"> 2023-2024 Annual Inspections, C-757A | 25 |
| | JRB/SJB | Toll Plaza Restriping – All Regions <ul style="list-style-type: none"> TOA No. C-760A-6 | 25 |
| | CAS/KMS | Traffic Engineering Consultant- 2021-2022/ 2023- 2024 Annual Reports <ul style="list-style-type: none"> TOA No. C-761A | 26 |
| | JRB/CAS | Traffic Count Program Upgrade <ul style="list-style-type: none"> DR-550A | 26 |
| | CAS/KMS | Electronic Toll Collection/Tolling-Task Order Consultant <ul style="list-style-type: none"> E6 MPR Testing, TOA No.C-770A-2 | 27 |
| | CAS/KMS | Soft AET Program Management and Roadway Sign Replacement <ul style="list-style-type: none"> Phase 2 Design, TOA No. C-770A-3 | 27 |
| | CAS/KMS | In-Lane All Electronic Toll Collection System Design, Build and Maintain <ul style="list-style-type: none"> Design, Build and Maintain, DB-729A | 28 |

Facilities are listed South to North

The first set of initials indicate the Project Manager and the second set of initial indicate the Program Manager

Project Manager Legend

WMC – M. Cane
HDH – D. Hettema
JRB – J. Bowers
HMS – H. Sewekow
CLR – C. Rood
VMF-Vincent Fischer
EVO – E. Van-Otoo

Program Manager Legend

KMS – K. Skeels
SJB – S. Burke
MEM – M. McCandless
CAS – C. Stracciolini
RJZ – R. Zakharia

DELAWARE RIVER JOINT TOLL BRIDGE COMMISSION

**April 28, 2025
PROJECT STATUS REPORT**

TRENTON- MORRISVILLE TOLL BRIDGE/LANGHORNE

**SOUTHERN OPERATIONS & MAINTENANCE FACILITIES
IMPROVEMENTS**

Preliminary, Final & Post Design Services
Contract No. C-519A
(RJZ/KMS)

This contract is for Preliminary, Final and Post-Design Services for space utilization improvements at New Hope Lambertville Toll Bridge Executive Headquarters and the demolition and reconstruction of the Trenton Morrisville Toll Bridge Administration Building as identified under a Task Order Assignment for Space Utilization Program and Concept Study.

In accordance with the Commission's February 26, 2018, Regular Monthly Commission Meeting, this Contract was awarded to Gannett Fleming, Architects Inc. (GF). Accordingly, a Notice of Award and Limited Notice to Proceed was issued to GF effective February 27, 2018.

Currently GF is providing post-Design services for Contract T-519A by attending all project meetings, responding to requests for information, reviewing submittals, assisting in resolving conflicts in the field and clarifying the contract documents.

Construction Management/Construction Inspection Services
Contract No. CM-519A
(RJZ/KMS)

This contract is for Construction Management (CM) and Construction Inspection (CI) Services in connection with the demolition and new construction of the Southern Operations and Maintenance Facilities Improvements Project. Joseph Jingoli & Son, Inc. (JJS) was issued Notice of Award and Limited Notice to Proceed effective January 26, 2021.

JJS is currently conducting bi-weekly progress meetings along with processing Architectural Supplementary Instructions, Contractor's Submittals and Request for Information as part of providing construction management services.

Construction
Contract No. T-519A
(RJZ/KMS)

Contract T-519A is a multi-phase, 4-year primary construction contract for the demolition and new construction of the Southern Operations and Maintenance Facilities Improvements Project. It was awarded to Bracy Construction, Inc. at the Commission Regular Monthly Meeting of June 28, 2021. Notice of Award and Limited Notice to Proceed was issued to the Contractor on June 29, 2021; Notice to Proceed was made effective July 27, 2021 and a Pre-Construction Meeting was conducted on July 29, 2021.

DELAWARE RIVER JOINT TOLL BRIDGE COMMISSION

April 28, 2025 PROJECT STATUS REPORT

At the **Trenton Morrisville** site, at the new administration building, Commission staff continue to occupy a temporary office trailer set at the Toll Plaza level since relocated on May 19, 2023. Contractor completed exterior wall waterproofing and brick façade installation. Exterior metal architectural panels and roof coping continued through the reporting period with the onset of favorable weather. Interior work progressed consisting of ceiling grid, elevator installation, windows and storefronts, interior partition walls sheet rock and painting, rough-in for Mechanical, Electrical and Plumbing activities. Site work continued including demolition of the existing courtyard, removal of four (4) underground storage tanks as well as new curbs and sidewalks installation.

At the new maintenance garage location, the contractor completed footers, steel erection and metal roof deck, under-slab utilities' rough-in and storm water installation. Bottom concrete slab on grade was poured and the contractor is currently working on the perimeter wall installation, radiant floor piping and rough-in Mechanical Electrical and Plumbing throughout the building. Contractor completed the split face masonry block and architectural metal panels façade, and continued with metal coping, fascia, roofing, and overhead door installation activities.

At the **Langhorne site**, punch-list work and commissioning efforts continued along with Close-Out of final construction details throughout the reporting period.

TRENTON-MORRISVILLE TOLL BRIDGE ROUTE 1 & PENNSYLVANIA AVENUE INTERCHANGE REFINEMENTS

Concept Development
Task Order Assignment No. C-788A-7
(CAS/ KMS)

Under previous Task Order Assignment C-769A Trenton-Morrisville Toll Bridge Route 1/Pennsylvania Avenue Interchange Improvements Study, Traffic Planning & Design, Inc. (TPD) prepared several alternatives for a new intersection just north of Route 1 along Pennsylvania Avenue. These alternatives were prepared in support of the closing of the access and egress ramps from Route 1 west of Pennsylvania Avenue. This deletion of these two (2) ramps is necessary to address safety issues that will be exacerbated by higher prevailing highway speeds after the Phase 4 hard conversion of the TM TB Toll Plaza. Alternatives were presented to PennDOT, who selected the alternatives to be refined by TPD.

Under this Task Order Assignment C-788A-7 TPD prepared refinements to two (2) alternatives for the Trenton-Morrisville Toll Bridge & Pennsylvania Avenue Interchange that included consideration of a truck turn around area. A Diagnostic Team that includes the Commission, Morrisville Borough, Conrail, PennDOT and the Public Utility Commission was facilitated by TPD for all stakeholders to provide input and relay concerns and technical details to determine potential improvements of the railroad grade crossing and traffic signals prior to the beginning of design.

DELAWARE RIVER JOINT TOLL BRIDGE COMMISSION

April 28, 2025

PROJECT STATUS REPORT

A follow-up meeting with PennDOT was facilitated and PennDOT agreed that the inclusion of a truck turn around should no longer be included for further consideration. TPD is working on amending the report to include the additional interchange refinements and results of the various meetings.

LOWER TRENTON TOLL – SUPPORTED BRIDGE

LOWER TRENTON TSB TRUCK WARNING SYSTEM (PILOT) and NJ BRIDGE MONITOR SHELTER

Final Design

Task Order Assignment No. C-771A-7
(SJB/KMS)

Under Task Order Assignment No. C-771A-2 French & Parrello Associates provided conceptual design services for the development of a new pilot over height vehicle detection system for the New Jersey approach to the Lower Trenton TSB. The work of that assignment was completed with acceptance of the final Concept Report dated March 6, 2024.

This project includes the design and eventual construction of a Bridge Monitor Shelter on the New Jersey approach to the Lower Trenton Toll-Supported Bridge. Conceptual layouts of the proposed Shelter have been created in conjunction with the over height detection system layout. The concepts include the need to establish construction and property easements with the City of Trenton.

On May 14, 2024, the Commission provided French & Parrello Associated with Notice-to-Proceed for final design services for the development of a new over height vehicle detection system for the New Jersey approach to the Lower Trenton TSB. A project kickoff meeting was held on May 21, 2024. In June, FPA performed field inspections, utility verifications and submitted a Traffic Signal Removal Study Report. On August 9, 2024 FPA submitted their pre-final design submission. Comments were provided by DRJTBC on August 26, 2024. On September 4, 2024, Commission personnel met with City of Trenton personnel to discuss temporary construction and permanent property easements needed for this project. On September 20, 2024, FPA submitted their final design submission. On October 18, 2024, Commission Engineering and PSBS staff met with FPA to discuss the need to assure the specified LiDAR system can be directly integrated into our Genetec video management server. FPA is now having direct discussions with Genetec and the specified LiDAR vendor to confirm or modify the final design.

On November 18, 2024, FPA submitted final plans. On November 22, 2024 this project was assigned to a JOC Contractor, Mount Construction, for pricing and construction in 2025 under contract No. T/TS-785A-004. On December 4, 2024, FPA attended an on-site Joint Scope of Work Meeting with the anticipated JOC Contractor to begin scoping and pricing efforts.

On January 3, 2025, DRJTBC attorneys completed an appraisal for the two City of Trenton properties that are needed for temporary construction and permanent easements for the project.

DELAWARE RIVER JOINT TOLL BRIDGE COMMISSION

April 28, 2025
PROJECT STATUS REPORT

DRJTBC is awaiting the JOC cost proposal from Mount Construction and is in discussions with the City of Trenton for the temporary construction and permanent easements.

CALHOUN STREET TOLL – SUPPORTED BRIDGE

DECORATIVE KNEE BRACE REPLACEMENT

Design
Task Order Assignment Contract No.C-788A-2
(HDH/MEM)

On December 14, 2023, a Tractor Trailer crossed the CSTSB from Pennsylvania to New Jersey, and damaged five (5) end portal decorative brackets along the downstream truss.

Traffic Planning and Design, Inc. (TPD) was provided with Notice to Proceed on February 27th, 2024 to design the removal and replacement of five (5) damaged ornamental cast iron portal frame brackets over the eastbound travel lane. These brackets are non-structural in nature, and the new portal frames will be replicas of the original ornamental cast iron brackets. It is anticipated that the new brackets will be cast from a mold made from an existing bracket, and part of TPD's task is finding foundries that can mold and produce the castings required. TPD submitted the final design and responded to interim submission comments from the Commission.

The final design construction documents have been provided to AP construction who will provide construction cost under Job Order Contract T/TS-787A-005.

SCUDDER FALLS TOLL BRIDGE

SCUDDER FALLS BRIDGE REPLACEMENT PROJECT

Final Design
Contract No. C-660A
(SJB/KMS)

During the reporting period Michael Baker Jr., Incorporated (Baker) of Hamilton New Jersey continued to provide design input on the under-bridge inspection rail issue.

Construction
Contract No. T-668A
(SJB/KMS)

The remaining open permit-related issue is that the Bucks County Soil Conservation District Office has not yet signed-off on closeout of the National Pollutant Discharge Elimination System (NPDES) and Erosion and Sediment Control (E&S) permits. Sufficient grass growth within the project corridor has yet to be established, and minor areas of re-seeding took place during the reporting period. Since sufficient grass establishment has not yet been achieved in all

DELAWARE RIVER JOINT TOLL BRIDGE COMMISSION

April 28, 2025

PROJECT STATUS REPORT

areas of the project, a final inspection with the BCCD will be scheduled after the next grass-growing period in the Spring of 2025.

DESIGN MANAGEMENT CONSULTANT SERVICES

T-668A CONSTRUCTION

Oversight of Final Design

Task Order Assignment No. C-502A-1M

(SJB/KMS)

AECOM has provided DMC services throughout the construction of the Scudder Falls Bridge Replacement Project, Contract T-668A under Task Order Assignment C-502A-2I. The remaining unexpended funds in Task Order Assignment C-502A-2I have been transferred over to Task Order Assignment C-502A-1M and Task Order Assignment C-502A-2I has been closed out. Remaining DMC services on the Scudder Falls Project will be completed under the C-502A-1M Task order Assignment.

The remaining DMC Services include support to the Commission in the following and assistance with various project close-out activities:

Environmental Permitting – A final inspection will be performed by the Bucks County Soil Conservation District (BCSCD) in the Spring of 2025 in order to obtain final acceptance of all BCSCD Permitting work. Once BCSCD final acceptance is received, Permit Completion Forms will then be sent to the BCSCD, PADEP and the USACE. This will close-out all outstanding permitting work associated with the project other than the continued five-year monitoring period for the PA Wetlands Mitigation Site.

Environmental Monitoring Services – Continuous services were provided throughout construction to meet project permit requirements. Year 2 monitoring activities for the PA Wetlands Mitigation Site, by ACT Engineers will continue through 2028. This includes monthly monitoring well readings of the groundwater levels within the wetlands site. Wetlands Monitoring Report #4 was submitted to US Army Corps of Engineers for their review on December 19, 2024.

Right of Way Transfers – Working with Commission staff and attorneys to transfer certain property and easements to NJDOT, PennDOT and Lower Makefield Township. These properties and easements were acquired by DRJTBC to construct the project but are located within jurisdiction of these other agencies or municipalities.

Contracts C-660A and T-668A Progress Support - Support of open issues resolution to achieve project acceptance by the Bucks County Soil Conservation District in Pennsylvania.

DMC Services for these remaining efforts occur on a sporadic as-needed basis

DELAWARE RIVER JOINT TOLL BRIDGE COMMISSION

**April 28, 2025
PROJECT STATUS REPORT**

WASHINGTON CROSSING TOLL- SUPPORTED BRIDGE

WASHINGTON CROSSING BRIDGE REPLACEMENT

**PRELIMINARY ENGINEERING AND ENVIRONMENTAL DOCUMENTATION FOR
THE WASHINGTON CROSSING BRIDGE REPLACEMENT**

**Contract No. C-697A
(WMC/KMS)**

At the June 24, 2024 Commissioners Meeting, the Commission awarded Contract No. C-697A, to HDR Engineering, Inc. of Philadelphia, PA. HDR Engineering and their team of sub-consultants are providing preliminary engineering and environmental documentation type services in support of the analysis of improvement alternatives for the Delaware River crossing between Upper Makefield Township, PA and Hopewell Township, NJ.

Throughout the reporting period, work efforts focused on project regulatory obligations, crash analysis, roadway/intersection capacity analysis and travel demand modeling. Other activities included performing in-river bathymetric and underbridge surveys, public involvement as well as desktop research in support of wetland delineation data and storm water management.

**WASHINGTON CROSSING TOLL-SUPPORTED BRIDGE
PENNSYLVANIA OVERSIZE VEHICLE PROTECTION STRUCTURE EVALUATION
& DESIGN**

**Design
Task Order Assignment No. C-769A-5
(VMF/SJB)**

Traffic Planning and Design, Inc. (TPD) is providing Professional Engineering Services for the evaluation and design of the recently damaged Oversize Vehicle Protection Structure (Structure) on the Pennsylvania approach to the Washington Crossing Toll-Supported Bridge.

TPD has performed field views with Engineering staff to assess the situation and has prepared construction documents for the complete replacement of the structure. These construction documents were issued to the Commission's Job Order Contractor, Mount Construction through the Gordian System, on October 21, 2024 to provide a price proposal. A Joint Scope Meeting was held with TPD and Mount Construction at the site on October 25, 2024. Mount Construction is preparing a price for the work. The first JOC price proposal was submitted on January 23, 2025, reviewed by TPD and comments on the price proposal were provided. Two subsequent price proposals were submitted, reviewed and comments returned in February. A fourth price proposal was recently submitted on April 2, 2025, which is under reviewed.

DELAWARE RIVER JOINT TOLL BRIDGE COMMISSION

**April 28, 2025
PROJECT STATUS REPORT**

NEW HOPE-LAMBERTVILLE TOLL-SUPPORTED BRIDGE

NH-L TSB REHABILITATION

Design
Contract No. C-694A
(MEM/SJB)

At the February 27, 2023 Commissioners Meeting, the Commission awarded Contract No. C-694A, New Hope - Lambertville Toll-Supported Bridge Rehabilitation Design to Greenman-Pedersen, Inc. (GPI) of Lebanon, NJ for an amount not-to-exceed \$1,895,132.27. GPI was provided with Notice of Award and Limited Notice to Proceed on February 28, 2023. GPI was then issued a Full Notice to Proceed on March 22, 2023 with the execution of the Agreement with the Commission.

The construction Contract was awarded at the Commission's November 2023 meeting. This project is in the final stages of construction and GPI will continue to provide post-Award services through the project close-out phase of the project.

Construction Management/Inspection Services
Contract No. CM-694A
(MEM/SJB)

At the November 20, 2023 Commission Meeting, authorization was granted to award the Construction Management/Construction Inspection Services contract (CM-694A) to Urban Engineers, Inc. (Urban) of Philadelphia for the not-to-exceed amount of \$1,209,96.08. Urban Engineers, Inc. of Philadelphia was issued Notice of Award and a Limited Notice to proceed effective November 21, 2023. A project kick-off meeting has held on November 30, 2023. The full Notice to Proceed was issued December 21, 2023 with the execution of the Agreement with the Commission.

The Contractor's on-site mobilization activities commenced on Tuesday January 23, 2025. The Contractor has completed the primary stages of work. The repair and replacement of a deteriorated truss connection pin in span 2 has been completed. During this reporting period, the contractor completed punch list work, electrical troubleshooting, and demobilization activities, including work to remove equipment and material from the Lambertville Inn parking area. Urban continues to provide CM/CI services for the project.

Construction
Contract No. TS-694A
(MEM/SJB)

The Construction Contract was Awarded to Anselmi & DeCicco, Inc. (A&D) of Maplewood, NJ for a not-to-exceed amount of \$25,072,471.06 at the Commission's November

DELAWARE RIVER JOINT TOLL BRIDGE COMMISSION

April 28, 2025

PROJECT STATUS REPORT

2023 Meeting. LNTP provided November 20, 2023 and Full Notice to Proceed on December 20, 2023.

The Phase 1 construction, including the painting of the upstream truss, was completed in June 2024. The Phase 2 Construction for the installation of the temporary pedestrian walkway placed on the bridge deck was completed in July 2024. The Contractor has completed the emergent span 2 repair and replacement of a deteriorated truss connection pin that delayed the completion of stage 3. Painting operations have been completed. The walkway panels have been installed and all the pedestrian handrail sections have been installed. Upper and lower work platforms have been removed. The Contractor continues to complete electrical punch-list work, including testing of architectural lighting. Final punch list work and demobilization took place during the reporting period.

NEW HOPE-LAMBERTVILLE TOLL BRIDGE

NEW HOPE-LAMBERTVILLE TOLL BRIDGE STONE VENEER REPLACEMENT

Design

Task Order Assignment No. C-704A-2
(MEM/KMS)

At the end of March 2019, a section of the stone veneer façade at the east abutment of the New Hope – Lambertville Toll Bridge (Route 202) came loose and separated from the structural abutment. Greenman-Pederson, Inc. (GPI) was given the task to investigate the cause and determine a solution for the issue. The consultant was given Notice to Proceed on 4/29/2019. The consultant went out in the field on 5/15 and 5/16/19 to access the condition of the stone veneer at both abutments of the NH-L Toll Bridge. A preliminary report was received June 7, 2019. The report was finalized 7/15/2019. Preliminary design/repair documents were received 8/9/2019 and reviewed by 8/23/19. Final design documents were received electronically on 9/13/2019. Maintenance forces have improved the fencing around the deteriorated section at the NJ abutment facade.

The initial and revised construction costs prepared by one of the Commission's Job Order Contractors, RCC Builders & Developers (RCC) were both excessive. Therefore, the design documents have been provided to our Job Order Contractor, Mount Construction, to provide a construction cost for this work.

The project was repackaged and issued to our other Job Order Contractor, Mount Construction. After performing a field view with Commission staff, Mount Construction developed a cost estimate for review. The Job Order Contract with Mount Construction was executed on 7/25/2024. New granite panels have been delivered to the site and the panel installation is on-going. GPI continues to provide construction support services for this work.

DELAWARE RIVER JOINT TOLL BRIDGE COMMISSION

April 28, 2025 PROJECT STATUS REPORT

Construction Inspection Services
Task Order Agreement No. C-772A-3
(VMF/MEM)

This Task Order Assignment is for providing Construction Inspection services for the New Hope-Lambertville Toll Bridge Stone Veneer Replacement. KS Engineers, P.C. (KSE) was provided with their Notice to Proceed effective June 4, 2024. KSE has provided a full-time Construction Inspector for the duration of the construction.

Construction
Job Order Contract No. TTS-735A-013
(VMF/MEM)

This Job Order Contract for an amount not-to-exceed \$347,793.77 is to reinstall the missing stone veneer at the north end of the east (NJ) abutment, to install anchors in areas identified as potentially unstable, and perform various other maintenance repairs to prevent future deterioration of the stone veneer at both east (NJ) and west (PA) abutments. This contract also includes the removal and storage of the stone veneer from a portion of the north and south abutment walls adjacent to the Pennsylvania abutment backwall to investigate the cause of this backwall rotation toward the bridge.

The project was issued to Job Order Contractor, Mount Construction with Notice to Proceed issued August 7th, 2024. A preconstruction meeting was held on August 14, 2024, and work began on the Pennsylvania abutment walls on August 26, 2024. The Commission's ESS group removed one camera from the PA abutment north wall and removed the wire feed to this camera and two (2) additional cameras near the westbound approach to the toll plaza. The ESS group also removed the wire feed and conduit on the PA abutment back to the Tee junction box attached to the south parapet wall. These cameras will be rewired, and the removed camera temporarily reinstalled at a later date by the ESS group. The stone veneer was removed from the north and south abutment walls exposing a diagonal crack in the abutment backwall, revealing the cause of the backwall rotation. The stone veneer removed from the abutment walls were stored near the PA abutment on Commission property to be reused on these abutment walls after the abutment backwall is replaced in contract T-754A. Mount Construction drilled holes and installed anchor bolts in designated stone veneer block at both the Pennsylvania and New Jersey abutments. Mount also sealed the longitudinal joints at both approaches and performed epoxy crack sealing of various cracks on the approach parapets. Spall repairs were performed on the NJ Abutment. The new granite stone veneer was installed on the NJ abutment with the exception of the final top course during the month of March. Mount had to order the two remaining stone veneer blocks to finish this work at the New Jersey abutment. Mount was asked to provide a supplemental cost proposal to reposition and attach deteriorated drain trough sections to the backwall of the NJ abutment under the finger dams.

DELAWARE RIVER JOINT TOLL BRIDGE COMMISSION

April 28, 2025
PROJECT STATUS REPORT

NH-L TB ALL ELECTRONIC TOLLING (AET) CONVERSION DESIGN

Contract No. C-754A
(CAS/ KMS)

Rummel, Klepper & Kahl, LLP (RK&K) addressed review comments from submission of the pre-bid plans, specifications, and estimate. They have submitted the final bid package and it was advertised in the local newspapers and posted on the Bid Express system. The bid package includes the New Hope – Lambertville Toll Bridge AET Conversion and the Pennsylvania abutment structural backwall reconstruction.

Commission Staff facilitated a Pre-bid Meeting for Contract T-754A and the RK&K team participated in the meeting.

The RK&K team prepared responses to questions from potential bidders and Addendum No. 1 was posted on the Bid Express system. Addendum No. 2 is being prepared and will be posted when it is available.

NEW HOPE-LAMBERTVILLE TB - PA ABUTMENT BACKWALL RECONSTRUCTION

Design
Task Order Agreement No. C-769A-3
(MEM/SJB)

During past annual inspections of the New Hope-Lambertville Toll Bridge, findings included the rotation of the Pennsylvania abutment toward the bridge. Monitoring has continued over the past few annual inspections, with slight movement. This movement is to the point that an in-depth inspection needed to take place to prepare the scope of work for rehabilitation of the abutment. Traffic Planning & Design (TPD) under Structural/Civil Task Order Assignment No. C-769A-3, executed October 24, 2024, was tasked with performing the inspection and determining the scope of the necessary action.

During the inspection, removal of the stone veneer façade on both sides of the abutment identified a large diagonal crack through the entire length of the abutment backwall. Additionally, it was found that the lower abutment did not rotate and remains in stable condition. The recommendation by TPD, which received Commission concurrence, was to replace the back wall in its entirety. Under modification No. 1 to this Task Order Agreement TPD performed the design of the back wall replacement and prepare the necessary construction documents.

During the progression of design, the Commission decided to incorporate the reconstruction of the Pennsylvania abutment backwall into construction contract T-754A All-Electronic Tolling Phase 4 Hard Conversion construction project. TPD has prepared final design documents for the backwall reconstruction and provided them to C-754A Engineer of record RK&K. The contract documents have been combined with the AET Phase 4 Hard Conversion

DELAWARE RIVER JOINT TOLL BRIDGE COMMISSION

April 28, 2025

PROJECT STATUS REPORT

design and issued as a single construction contract T-754A, which was advertised for bid on March 13, 2025.

TPD will perform post-design services in support of the award and execution of contract T-754A.

CENTRE BRIDGE- STOCKTON TOLL-SUPPORTED BRIDGE

CB-S TSB BEARING & BRIDGE SEAT REHABILITATION

Design

Task Order Assignment No. C-769A-2
(HDH/MEM)

During the biannual inspection of the Toll-Supported bridges, the Commission's General Engineering Consultant (GEC) identified several areas that require repair at the Centre Bridge-Stockton Toll- Supported Bridge (CBSTSB). The areas of concern are identified as loose, missing and/or bent anchor bolts at the truss and sidewalk bearings with associated spalls in the bridge seats resulting in loss of bearing area. Additional areas of repair are identified at the deck joints and bridge seats of the single span bridge over the Canal at the west approach of CBSTSB.

Traffic Planning and Design, Inc (TPD) was provided with Notice to Proceed on December 13, 2022, for the design of the repairs. An inspection crew from TPD started an in-depth field inspection the week of January 9, 2023, for the purposes of determining the approach to the design and construction of the repairs. A Preliminary Condition Assessment Report (CAR) on the CBSTB conditions was submitted the end of January 2023.

A Draft CAR for the approach structure to the CBS-TSB bridge (York Road over the PA Canal) was submitted February 14th, 2023, and was reviewed by Engineering. In addition to the CAR, TPD has provided a Load Rating Analysis for this structure. The Preliminary Load Rating was received by the Commission on March 30th, 2023, and has been reviewed. The final Load Rating Report was accepted the end of May 2023.

Preliminary assessment reports for the structure over the canal, and for the main river bridge have been received, reviewed, and accepted. Recommendations from this report will be incorporated into a future project for rehabilitation of the bridge.

Final design documents for the stringer bearing repairs on the main river bridge as well as miscellaneous pier bearing repairs are complete.

The final design construction documents have been provided to AP construction who will provide a construction cost under Job Order Contract T/TS-787A-003.

DELAWARE RIVER JOINT TOLL BRIDGE COMMISSION

**April 28, 2025
PROJECT STATUS REPORT**

LUMBERVILLE-RAVEN ROCK TOLL-SUPPORTED BRIDGE L-RR TOLL-SUPPORTED PEDESTRIAN BRIDGE CONCEPT DESIGN FOR ARCHITECTURAL LIGHTING & ELECTRONIC SURVEILLANCE/DETECTION SYSTEM INSTALLATION

**Concept Design
Task Order Assignment No. C-771A-4
(JRB/SJB)**

Under this Task Order Assignment (TOA) the Consultant, French & Parrello Associates (FPA) with lighting design subconsultant Domingo Gonzales Associates (DGA), is providing professional consulting services to develop concept designs for both an Architectural Lighting System (ALS) and an Electronic Surveillance/Detection System (ESS) on the bridge. These concept designs include investigating the feasibility and practicality of an ALS and an ESS that require minimal equipment located on-site and connect via the Commission's WAN to another facility that would contain any necessary servers or equipment. Due to the lack of both property and buildings, and the picturesque landscape, the Commission would like the systems to be designed to utilize the smallest amount of space possible for back-end equipment located on-site, and any equipment cabinets or other necessary equipment on site should be in a context sensitive containment unit.

A kickoff meeting was held with Commission Staff, representatives of FPA & DGA, via MS Teams on September 27, 2023. A site visit was held on October 5, 2023. Draft concept reports for the ALS and ESS systems were submitted on November 19th. A progress meeting was held on November 22, 2023.

A revised draft concept report was submitted in mid-January and review comments were provided back to FPA/DGA. A progress meeting was held on February 15, 2024. A revised concept report was submitted on February 29, 2024. A meeting was held on March 20 with the Executive Director and several DEDs as well as Public Safety & Bridge Security (PSBS). FPA working with DGA, submitted a revised Draft Concept Report to incorporate feedback from the ED, PSBS, and Engineering staff, which is currently under review.

A status meeting with FPA was held on March 17 with Engineering Staff and FPA to revisit the status of the draft concept report in preparation for the final design.

DELAWARE RIVER JOINT TOLL BRIDGE COMMISSION

**April 28, 2025
PROJECT STATUS REPORT**

UHLERSTOWN-FRENCHTOWN TOLL-SUPPORTED BRIDGE

UHLERSTOWN-FRENCHTOWN TSB REHABILITATION

Design
Contract No. C-642A
(MEM/KMS)

At the January 29, 2024 Commissioners Meeting, the Commission awarded Contract No. C-642A, Uhlerstown - Frenchtown Toll-Supported Bridge Rehabilitation Design to WSP USA, Inc. (WSP) of Exton, PA for an amount not-to-exceed \$1,771,189.56. WSP was provided with Notice of Award and Limited Notice to Proceed on January 29, 2024. A project Kick-Off meeting was held on February 6, 2024. The Agreement was executed and the full Notice to Proceed was issued on February 23, 2024.

WSP submitted Final Design Bid Documents, after which, project TS-642A was advertised for bid on 10/22/2024. Four (4) bids were received by the Commission on 11/26/2024, which were reviewed by the Engineer-of-Record, the Contract Compliance Department and Commission Counsel. All reviewers found the bids to be responsible and in compliance with the Bid Documents.

During this reporting period, WSP has provided post-award services for the project, including review of submittals and providing responses to RFIs, as the contractor begins to mobilize for construction.

Construction Management/Inspection Services
Contract CM-642A
(MEM/KMS)

At the December 2024 Meeting, the Commission awarded Contract No. CM-642A, Construction Management/Inspection Services for the Uhlerstown-Frenchtown Toll-Supported Bridge Rehabilitation Project, to Urban Engineers, Inc. of Cherry Hill, NJ (Urban) for a not-to-exceed amount of \$1,587,138.62. Urban was provided with Notice of Award and Limited Notice to Proceed effective December 23, 2024.

During this reporting period, the CM team has been facilitating the processing submittals and RFIs. They have also set up the share point site for tracking the submittals and RFIs. The CM/CI field office has been established in Frenchtown and the initial stages of construction have commenced with the installation of upper and lower levels of work platforms as well as the installation of paint containments in span 6 and 6 (New Jersey side). In addition, the existing sidewalks have been removed from the New Jersey half of the bridge.

DELAWARE RIVER JOINT TOLL BRIDGE COMMISSION

April 28, 2025 PROJECT STATUS REPORT

Construction
Contract No. TS-642A
(MEM/KMS)

At the December 2024 Meeting, the Commission awarded Contract No. TS-642A, Uhlerstown-Frenchtown Toll-Supported Bridge Rehabilitation, to Anselmi & DeCicco, Inc. of Maplewood, NJ (Anselmi) for a not-to-exceed amount of \$22,216,237.00. Anselmi was provided with Notice of Award and Limited Notice to Proceed effective December 23, 2024. The Agreement for this project has been executed and the full Notice to Proceed was issued on January 24, 2025.

The contractor's vendor has started the shop drawing preparation process for the new replacement sidewalk panels. The contractor's electrical sub-contractor has started preparing conduit layouts for the project. The contractor has been mobilizing equipment and materials to the site. The detour of eastbound traffic commenced on February 20, 2025. The pedestrian walkway is closed starting in mid-March. The installation of under bridge access platforms began on February 20, 2025. Under deck and above deck shielding platform were installed in all spans. Paint containment has been installed in spans 5 and 6 (New Jersey side) and the concrete filled steel grid sidewalk has been removed from the New Jersey side of the bridge.

I-78 TOLL BRIDGE

I-78 TB JOINT REHABILITATION & MISCELLANEOUS WORK

Design and Construction Inspection
Task Order Assignment No. C-769A-4
(WMC/SJB)

Traffic Planning & Design, Inc. (TPD) submitted a draft needs assessment report including rehabilitation alternatives for I-78 approach pavement deterioration, I-78 bridge over County Route 519 deck deterioration, and the pavement within the open road tolling (ORT) lanes at the I-78 Toll Bridge. The first two (2) of these items have been completed. TPD continued to provide counsel to GPI in support of the plans and specifications for implementation of pavement repairs within the ORT lanes being performed by Crisdel Group as part of Contract T-766A.

I-78 TB NEW JERSEY ROADWAY REHABILITATION AND POWER & COMMUNICATION INFRASTRUCTURE UPGRADES

Design
Contract No. C-766A
(CLR/SJB)

This Contract is for professional consultant design services to include verification of condition assessment, preliminary and final design, and post-design services for the rehabilitation of the I-78 New Jersey Approach Roadway and reassessment of the preliminary design documents associated with the I-78 Power and Communication Infrastructure Design Services as developed

DELAWARE RIVER JOINT TOLL BRIDGE COMMISSION

April 28, 2025

PROJECT STATUS REPORT

by Arora and Associates, P.C. in October 2022 along with the preliminary and final design and post design services for the I-78 Power and Communication Infrastructure Design.

Arora and Associates, P.C. was issued a Notice of Award and Limited Notice to Proceed effective May 23, 2023. A project kick-off meeting was held with Arora on May 31, 2023. The Contract was fully executed on June 20, 2023, with full Notice to Proceed effective June 22, 2023.

The Construction Contractor was issued Notice to Proceed effective March 22, 2024. Arora continues providing post-design phase services including Submittals and Request for Information (RFIs) reviews and participating in various construction related meetings throughout the reporting period.

Construction Management/Construction Inspection Contract No. CM-766A (CLR/SJB)

At the February 26, 2024 Commissioners' Meeting, the Commission awarded Contract No. CM-766A, Construction Management/Construction Inspection Services for the I-78 New Jersey Roadway Rehabilitation and Power & Communication Infrastructure Improvements Project to Greenman-Pedersen, Incorporated (GPI) of Bridgewater, New Jersey for an amount not-to-exceed of \$2,405,208.16. GPI was provided with the Contract Notice of Award and Limited Notice to Proceed effective February 27, 2024. GPI's full Notice to Proceed was issued effective March 22, 2024.

GPI's current staff includes a full-time Resident Engineer, a full-time Assistant Resident Engineer, one (1) part-time Inspector/Office Engineer, and one (1) part-time Project Manager. A part-time scheduler and part-time safety consultant, both from Envision, Inc. are providing schedule update reviews and independent on-site safety inspections, respectively, as needed.

During this reporting period, GPI conducted and documented the Contract No. T-766A Progress Meetings Nos. 24 and 25; continued working on developing the contractor's Unforeseen Allowance Reduction No. 3; continued developing the red line as built drawings; continued monitoring the completion of items on the ESS Camera punch list; and continued tracking and filling RFIs, correspondence, submittals, and shop drawings, along with on-site inspection of the contractor's ongoing work. GPI's subconsultant Envision reviewed and commented on the contractor's bi-weekly CPM schedule updates and performed bi-weekly on-site independent safety inspections of the contractor's work.

Construction Contract No. T-766A (CLR/SJB)

At the February 26, 2024 Commissioners' Meeting, the Commission awarded Contract No. T-766A, I-78 New Jersey Roadway Rehabilitation and Power & Communication Infrastructure Improvements to Crisdel Group, Incorporated (Crisdel) of South Plainfield, New Jersey for an

DELAWARE RIVER JOINT TOLL BRIDGE COMMISSION

April 28, 2025

PROJECT STATUS REPORT

amount not-to-exceed \$23,530,677.00. Crisdel was provided with Notice of Award and Limited Notice to proceed effective February 27, 2024. Crisdel's full Notice to Proceed was issued effective March 22, 2024.

The contractor reached Contract Substantial Completion on February 19, 2025. During this reporting period, Crisdel participated in the Contract No. T-766A Progress Meetings and various onsite meetings, and continued submitting in RFIs, correspondence, submittals, and shop drawings. Crisdel and their sub-contractor Tiffany Electric continued field work consisting of continuing punch list work on all of the ESS cameras and other various punch list items; completing the drainage repairs behind the sound wall which runs along the Morgan Hill to I-78 Westbound on ramp; repairing two sinkholes in the Morgan Hill Interchange area which were the result of drainage pipe collapse; replacing one highway lighting pole foundation at the top of the Morgan Hill to I-78 Eastbound on ramp; continuing to topsoil and seed various locations impacted by the construction activities; and continued working on the installation of gabion basket retaining walls at the four I-78 eastbound camera locations.

EASTON-PHILLIPSBURG TOLL BRIDGE

E-P TB BROAD STREET VIADUCT SIDEWALK REPLACEMENT

C-789A-1

(HMS/MEM)

On March 11, 2025, the Commission provided Pennoni Associates with Notice-to-Proceed for design services in support of replacement/rehabilitation of upstream and downstream sidewalks on the Easton-Phillipsburg toll bridge Broad Street viaduct. Commission Staff and the Pennoni team participated in a project kick-off meeting on March 25, 2025.

RIVERTON-BELVIDERE TOLL-SUPPORTED BRIDGE

NORTHWEST & SOUTHWEST WINGWALLS REHABILITATION

Construction

Job Order Contract No. TTS-784A-001

(HDH/MEM)

This Job Order Contract was awarded to Mount Construction Company, Inc. on June 20, 2024 for an amount not-to-exceed \$449,748.88 for the rehabilitation of the Northwest (NW) and Southwest (SW) wingwalls at the Riverton-Belvidere, Pennsylvania bridge approach. This contract includes the removal of the existing concrete wall cap, stone masonry where the wall has bulged and resetting the stone and replacing the wall cap including a new moment slab on the NW wingwall. Work at the NW wingwall also includes removing and resetting the railing on top of the NW wingwall, sidewalk replacement, blast cleaning, repointing, and applying a waterproofing agent on the wall. The SW wingwall work includes the blast cleaning, repointing, and applying a waterproofing agent. The work on the roadway adjacent to the SW wingwall includes construction

DELAWARE RIVER JOINT TOLL BRIDGE COMMISSION

April 28, 2025

PROJECT STATUS REPORT

of a concrete trough, asphalt curb, and minor paving immediately adjacent to the wall to address drainage issues.

Mount Construction addressed all the items on the generated punch list as of December 10, 2024 and met with the adjacent property owner to ensure the site was restored to a satisfactory condition. Per the request of the property owner, Mount will monitor the site this spring to determine whether reseeding is required within the project limits. The supplemental price proposal for the additional retaining wall shoring has been approved and executed on March 21, 2025. The project is currently in the closeout phase. Mount Construction has to submit the project closeout documents including a resubmission of the northwest wingwall As-built drawings with accurate elevation measurements, for TPD to compile for the project file recording.

PORTLAND – COLUMBIA TOLL BRIDGE

NJ ROUTE 46 OVERPASS FASCIA GIRDER INSPECTION AND DESIGN

Design

Task Order Assignment C-788A-8
(HDH/MEM)

On the afternoon of 7/18/2024 NJDOT's contractor (Greene Construction) for their NJ Route 46 Pavement Reconstruction Contract No. 000148100 was working on Route 46 WB, excavating their roadway below the Commission's bridge, Ramp over US Route 46 (#341). This bridge carries NJDOT Route 94 as an approach structure to the Portland-Columbia Toll Bridge. The excavator struck the lower flange of the south fascia girder (close to mid-span). A portion of the bottom flange was struck, which resulted in out-of-plane bending and a noticeable indentation in the flange and paint system failure. Based upon a visual inspection by personnel from the Commission's Engineering Department on 7/19/24, no rips or tears were immediately identified, nor any distress noted at the adjacent diaphragm or the nearest bearing. The bridge remains in-service with no current legal load restriction.

The overall objective of this task order assignment is to perform an inspection of the damaged girder and to prepare the necessary construction documents to allow a contractor to perform necessary repairs under a Job Order Contract.

Traffic Planning and Design, Inc (TPD) was provided with Notice to Proceed on March 5, 2025 to perform the field inspection and recommend repairs to the damaged girder.

DELAWARE RIVER JOINT TOLL BRIDGE COMMISSION

**April 28, 2025
PROJECT STATUS REPORT**

DELAWARE WATER GAP TOLL BRIDGE

SPACE UTILIZATION PROGRAM STUDY INCLUDING NEW SALT STORAGE AND EQUIPMENT STORAGE BUILDINGS

**Design
Task Order Assignment No. C-771A-8
(CLR/RJZ)**

This Task Order Assignment (TOA) with French & Parrello Associates (FPA) is for professional engineering services to perform a Space Utilization Study for the Delaware Water Gap Toll Bridge facilities to include new Salt Storage and Equipment Storage Buildings on recently purchased properties adjacent to the Toll Plaza and assess the space utilization of the existing Administration Building for an amount not-to-exceed of \$270,035.71. FPA was provided with the Notice to Proceed effective January 29, 2025.

During this reporting period FPA held and documented Progress Meetings No. 3 and No. 4. FPA visited the DWG TB Maintenance Building and the Main River Bridge site to look at the highway lighting system on the Main River Bridge for upgrading consideration. FPA completed surveying the property site at the DWG TB where the new salt storage building and new equipment building are to be built and also the areas where an ADA access route could be implemented for ADA access into the DWG Administration Building's E-Z Pass Information Center FPA's sub consultant USA Architects submitted programming spreadsheets and sketches for both the DWG TB Administrative and Maintenance Buildings, which are currently under review.

MILFORD – MONTAGUE TOLL BRIDGE

STRUCTURAL ANALYSIS AND REPAIRS

**Design
Task Order Assignment No. C-788A-4
(HDH/MEM)**

During the biannual inspection of the Toll bridges, the Commission's General Engineering Consultant (GEC) and Commission personnel identified areas that require repair at the Milford-Montague Toll Bridge (MMTB). Areas of concern included: locations where the light post standards are attached to the top chord of the trusses; an incorrectly set curb plate at the pier 3 deck joint damaged during snowplow operations; severe concrete deterioration at the approach parapets; large spalls at the pier cap & bridge seats; differential between panels at the sidewalk mid-span.

Traffic Planning and Design, Inc (TPD) was provided with Notice to Proceed on October 21, 2024 to design repairs and verify/update bridge load ratings. TPD performed field visits to the bridge site in November. TPD has received additional information on the lighting at the bridge, which was discussed at the March 2024 progress meeting. Due to the structure member configurations from original construction, the desirable load-rating methodology is complex,

DELAWARE RIVER JOINT TOLL BRIDGE COMMISSION

April 28, 2025

PROJECT STATUS REPORT

which was unanticipated in the base scope of work. TPD has submitted a proposal for additional hours, which is under review.

MULTIPLE FACILITIES AND/OR COMMISSION-WIDE

CAPITAL PROGRAM MANAGEMENT CONSULTANT (CPMC) & DESIGN MANAGEMENT CONSULTANT (DMC) SERVICES FOR CAPITAL IMPROVEMENT PROJECTS

CPMC SERVICES THROUGH DECEMBER 31, 2028

Task Order Assignment No. C-502A-1N
(SJB/KMS)

Task Order Assignment No. C-502A-1N was authorized on April 8, 2024 for the continuation of Capital Program Management Consultant (CPMC) Services through December 31, 2028. The budget currently authorized for this assignment is anticipated to cover full-staff CPMC Services through December 31, 2025. Services under this Task Order Assignment from January 1, 2026 through December 31, 2028. Under Task Order Assignment 502A-1M, AECOM continues to provide Capital Program Management Consultant (CPMC) Staff Augmentation Services for delivery of the Commission's Capital Program. AECOM is currently providing four (4) full-time Project Managers to oversee and administer various design and construction projects that are being advanced in the Capital Improvement Program.

CPMC staff will continue to provide support to the Commission in advancing the Capital Program in the following areas: procurement assistance, scheduling and cost control, programming/planning, Project Management, Program Area Management, technical support, design oversight and support, construction oversight and support, and oversight and support of the Job Order Contract (JOC) construction work, all including coordination with multiple Commission departments outside of Engineering.

UNDERWATER SUBSTRUCTURE IMPROVEMENTS DESIGN – ALL REGIONS

Design
Contract No. C-782A
(HDH/SJB)

IH Engineers, P.C. of Princeton, New Jersey was awarded this contract and given full notice to proceed with the delivery of the executed agreement on August 18, 2023. In 2021 the Commission performed the 5-year interval underwater inspections of each of its river crossing bridges, to meet National Bridge Inspection Standards (NBIS) requirements. The findings of these inspections identified the need for bridge substructure repair and/or rehabilitation of existing scour remediation measures at bridge substructures below the water level. IH's scope is to prepare draft **Condition Assessment Report (CAR)** and a draft **Substructure Foundation Report (SFR)** that

DELAWARE RIVER JOINT TOLL BRIDGE COMMISSION

April 28, 2025

PROJECT STATUS REPORT

will include the substructures all of the Commissions main river bridge crossings. Where the CAR will outline the need for repairs and at which bridges, the SFR will be used as a source of information regarding the foundations and its susceptibility to flooding damage for the Commission in the future. Bi-weekly progress meetings are scheduled with the consultant.

IH's subconsultants GPI and JMT have completed the in-depth field inspections for the preparation of the CAR and SFR. Draft CAR and SFR documents have undergone the submittal/review cycle between Commission staff and IH Engineers prior to meeting with NJDEP. A pre-application meeting with NJDEP was conducted on April 2, 2024 to review potential grout bag repair methods included in the CAR. NJDEP does not allow this method of construction in an underwater environment that is not completely "dry". Alternate repair methods are being developed by IH as the CAR continues to be progressed. IH is finalizing their reports and working on the preliminary design to support the effort to acquire the necessary permits.

IH has continued to work on both the **CAR** and **SFR**. A copy of both reports has been forwarded for constructability review under task order C-788A-6. Task Order Consultant TPD and their subconsultant Childs Engineering has performed a peer-review of the documents for four (4) bridges in the **CAR**. A meeting between Engineering and IH was held November 22nd to discuss Commission and TPD/Childs comments on the **SFR**. Revised pages of the SFR were received late December and were reviewed by Commission staff and TPD/Childs. IH indicates that revised reports (SFRs and CARs) are targeted for submittal in April.

CONSTRUCTABILITY REVIEW OF UNDERWATER SUBSTRUCTURE IMPROVEMENTS – ALL REGIONS (C-782A)

Design

Task Order Assignment No. C-788A-6
(HDH/SJB)

Under the standing C-788A Structural/Civil Task Order Agreement, Traffic Planning and Design, Inc. (TPD) along with their sub-consultant Childs Engineering will perform a constructability review of the design of the underwater pier repairs being prepared under Contract C-782A. TPD was provided with the full Notice-to-Proceed date of October 21, 2024.

On August 19th a pre-proposal/scoping meeting was held with TPD and Childs Engineering to discuss a peer review of IH's C-782A Condition Assessment Report (CAR) with emphasis on constructability. This report contains recommendations for underwater and scour remediation repairs to the main river bridge piers at each river crossing.

The CAR and SFR were delivered to TPD who provided a submittal of the draft constructability review for the C-782A contract Condition Assessment Report on November 27th, 2024. This report was reviewed by Commission staff, and a meeting was held with TPD and Childs to discuss findings. IH is incorporating agreed-upon peer review suggestions into the design.

DELAWARE RIVER JOINT TOLL BRIDGE COMMISSION

**April 28, 2025
PROJECT STATUS REPORT**

BRIDGE INSPECTION PLATFORM LAYOUT AND DESIGN TOLL-SUPPORTED BRIDGES

Design
Task Order Assignment No. C-788A-5
(HDH/MEM)

The purpose of this project is to develop detailed temporary rigging access platforms, cabling and attachment details for internal Commission use. Rigging access is needed to inspect and maintain the underside of the Commission's Toll-Supported Bridges. The rigging system shall be designed to be efficiently installed, operated, and maneuvered by Commission staff.

Traffic Planning and Design, Inc (TPD) was provided with Notice to Proceed on September 24, 2024. A kick-off meeting was held on October 6th. After field site visits during the October month, a meeting was held with Maintenance, Engineering, TPD and TPD's subconsultant Malick Sherer (MS). A draft report was received on January 20th, was reviewed by Commission staff. A progress Meeting was held March 20, 2025, during which TPD was asked to take an additional review of the more difficult to access bridges.

EXIGENT SUBSTRUCTURE MASONRY REHABILITATION

Construction Contracts No:

TS-694B – Lumberville-Raven Rock TSB Exigent Substructure Masonry Rehabilitation
TS-694C – Calhoun Street TSB Exigent Substructure Masonry Rehabilitation
TS-694D – Washington Crossing TSB Exigent Substructure Masonry Rehabilitation
TS-694E – Riverton-Belvidere TSB Exigent Substructure Masonry Rehabilitation
(EVO/MEM)

These contracts are for the rehabilitation of existing masonry joints at the abutments, piers, and retaining walls at four (4) locations as directed by the Commission. These exigent substructure masonry rehabilitation projects are an extension of the TS-694A - New Hope – Lambertville Toll-Supported Bridge Rehabilitation Design. This work includes the cleaning and repointing of existing masonry joints, the removal and salvaging existing masonry, constructing mortar beds, placing stones back in their original locations, and repointing courses on piers, abutments at designated locations as directed by the Commission. Torrado and the inspector communicated daily and recorded the linear footage of repointing on each face the substructure units.

The contractor, Torrado Construction began work at the first bridge site, Lumberville-Raven Rock, on July 23, 2024, and was substantially complete on October 9, 2024. Torrado completed the spall repair located at the bottom of the Pier 2 nose at Lumberville-Raven Rock on November 11, 2024 once the additional spall repair material ordered was available. They also completed the repointing at Pier 4 at the Calhoun Street bridge on November 13, 2024, at which time Torrado demobilized operations for the winter.

The project is set to restart the stone masonry repair during the first week of April. Torrado scheduled to mobilize to Calhoun Street on April 3, 2025 to continue the stone masonry repairs to

DELAWARE RIVER JOINT TOLL BRIDGE COMMISSION

April 28, 2025

PROJECT STATUS REPORT

the piers and abutments, weather permitting. Following the completion of the Calhoun Street repairs, work will commence at Washington Crossing and Riverton-Belvidere, which are tentatively scheduled for later in April and May, respectively. Torrado will provide a 2-Week Look Ahead schedule for the duration of the remaining projects.

BRIDGE MONITOR SHELTER ENHANCEMENTS PROGRAM DEVELOPMENT

Task Order Assignment No. C-771A-1
(WMC/KMS)

French & Parrello Associates, P.A. and their sub-consultant, USA Architects, Planners + Interior Designers are developing a system-wide program to enhance the Commission's inventory of bridge monitor shelters. Work involved preparing the program needs assessment, as discussed during the April 22nd meeting with Commission staff, and continued through the reporting period.

The Commission provided comments on the revised site constraints analysis as well as the revised drawings for the primary and satellite shelter prototypes.

ELECTRONIC SURVEILLANCE / DETECTION SYSTEM

NETWORK VIDEO MANAGEMENT SYSTEM (NVMS) INTEGRATOR SERVICES

Contract No. DB-768A
(WMC/KMS)

Dynamic Security, LLC (dba Secuni) continued to provide maintenance services of headend type equipment in support of the Electronic Surveillance / Detection System under the direction of the Commission's Public Safety and Bridge Security Department, who operates the system from the Control Centers located at the New Jersey State Police's Regional Operation and Information Center (ROIC) in West Trenton, New Jersey and the New Hope-Lambertville Toll Bridge facility in New Hope, Pennsylvania.

ELECTRONIC TOLL COLLECTION

CUSTOMER SERVICE CENTER/VIOLATION PROCESSING CENTER PROJECT

Contract No. DB-584A
(CAS/KMS)

Commission Staff are working with the New Jersey E-ZPass Customer Service Center (NJ E-ZPass CSC) provider, Conduent, to implement IAG Interface Control Document (ICD) version 1.60. This will allow CSCs to receive data and process transactions from other transponder protocols such as SeGo and 6C, in addition to the current TDM protocol, as well as other functionalities. After testing is completed with the NJ E-ZPass CSC and the Inter Agency Group Hub, go-live will be scheduled.

Conduent continues to develop the **real time digital payment function** at the NJ E-ZPass CSC for toll by plate customers. Conduent revised the terms and conditions that will be displayed on the NJ E-ZPass website, and they are being reviewed by the NJTA. Conduent has released this functionality into the NJ CSC software, and they are proceeding with testing it through a small

DELAWARE RIVER JOINT TOLL BRIDGE COMMISSION

April 28, 2025

PROJECT STATUS REPORT

group of individuals. Conduent completed several software changes to correct errors that were documented during testing.

For the **NJ E-ZPass CSC Services re-procurement**, the New Jersey Turnpike Authority (NJTA) awarded the agreements at their Board Meeting. The NJTA is addressing a procurement challenge.

The NJ E-ZPass CSC is preparing for the Amnesty Program that is expected to go live in June 2025. NJ MVC legislation was passed and NJTA is working with the MVC on the programs. There are two programs: the Amnesty Program and the Vehicle Registration Suspension Program. The Amnesty Program must run for 180 days, with no lookback timeframe, meaning the program can go back as far as the violator wants to pay. Violation transactions after the start of the program are NOT eligible. The program is open to all violators (from any state), with tolls and fees that are \$500 or more prior to June 2025. The program must offer a 25% reduction of the fees, the program will collect 100% of the toll revenue. When applying payment, 100% of the toll amount will be satisfied first, followed by AET fees and administrative fees. The amount owed must be paid in full with no payment plan. A violator may make arrangements for a payment plan, outside of the Amnesty Program. For the NJ MVC Vehicle Registration Suspension, the transactions criteria include all NJ E-ZPass agency violations, unpaid tolls, administration fees and AET fees totaling \$500 or more; or 60 or more violations with at least one having occurred after January 2024 (legislation date).

The NJTA, as the lead agency, is facilitating all meetings with the other agencies and Conduent to manage the implementation of outstanding system elements for the New Jersey E-ZPass Customer Service Center.

ELECTRONIC TOLL COLLECTION SYSTEM REPLACEMENT

Design, Build and Maintain
Contract No. DB-540A
(CAS/KMS)

TransCore completed the preparation of the remaining seven (7) toll plazas for the installation of the Encompass E6 multiprotocol reader. This included installing the cabling from the proposed reader location to each antenna. TransCore installed the E6 multiprotocol reader at the Delaware Water Gap, Scudder Falls and I-78 Toll Bridges. TransCore completed tuning adjustments to the readers and will monitor for further potential adjustments.

Commission Staff are working with TransCore and the NJ E-ZPass CSC provider, Conduent, to implement IAG Interface Control Document (ICD) version 1.60. This will allow CSCs to receive data and process transactions from other transponder protocols such as SeGo and 6C, in addition to the current TDM protocol, as well as other functionalities. After testing is completed with the Inter Agency Group Hub, go-live will be scheduled.

DELAWARE RIVER JOINT TOLL BRIDGE COMMISSION

April 28, 2025

PROJECT STATUS REPORT

Commission Staff and TransCore meet monthly to review and discuss system operational and maintenance items. A weekly call also takes place to briefly review system maintenance items for the week.

JOB ORDER CONTRACTING SERVICES

JOB ORDER CONTRACTING PROGRAM MANAGER

Contract No. C-727A
(WMC/KMS)

The Gordian Group continued to provide program management services in support of the Commission's Job Order Contracting Program involving development of price proposals within the information management software as well as the construction management services in support of each individual job order.

JOB ORDER CONTRACTING SERVICES

FOR BRIDGE, HIGHWAY, AND CIVIL WORK – NORTH REGION

Contract No. T/TS-784A
(WMC/KMS)

Representatives from Mount Construction Company participated in a training session on June 28, 2023 involving the JOC Information Management Software, using the Construction Task Catalog and the understanding the Job Order Development Process.

Notice-to-Proceed was issued effective July 1, 2023.

JOB ORDER CONTRACTING SERVICES

FOR BRIDGE, HIGHWAY, AND CIVIL WORK – SOUTH REGION

Contract No. T/TS-785A
(WMC/KMS)

Representatives from Mount Construction Company participated in a training session on June 28, 2023 involving the JOC Information Management Software, using the Construction Task Catalog and the understanding the Job Order Development Process.

Notice-to-Proceed was issued effective July 1, 2023.

JOB ORDER CONTRACTING SERVICES

FOR BUILDING AND FACILITY WORK – NORTH REGION

Contract No. T/TS-786A
(WMC/KMS)

Representatives from Mount Construction Company participated in a training session on June 28, 2023 involving the JOC Information Management Software, using the Construction Task Catalog and the understanding the Job Order Development Process.

DELAWARE RIVER JOINT TOLL BRIDGE COMMISSION

April 28, 2025

PROJECT STATUS REPORT

Notice-to-Proceed was issued effective July 1, 2023.

JOB ORDER CONTRACTING SERVICES FOR BUILDING AND FACILITY WORK – SOUTH REGION

Contract No. T/TS-787A
(WMC/KMS)

Representatives from A.P. Construction participated in a training session on June 28, 2023 involving the JOC Information Management Software, using the Construction Task Catalog and the understanding the Job Order Development Process.

Notice-to-Proceed was issued effective July 1, 2023.

GENERAL ENGINEERING CONSULTANT

2023-2024 Annual Inspections
Contract No. C-757A
(HDH/MEM)

As the Commission's General Engineering Consultant (GEC), Pickering, Corts & Summerson (PCS) provided Annual Inspection Services for Toll Bridges in 2021 and 2023, and Toll-Supported bridges in 2022 and 2024. A modification to the GEC contract in November of 2024 provided PCS a second and last extension for the 2025-2026 cycle inspections.

Toll Bridges and Facilities are scheduled to be inspected April through August of 2025. A kick-off meeting for the 2025 inspections was held with Maintenance North and Central, Engineering and the GEC on February 25, 2025. An additional KO meeting with Maintenance South was held on March 10th. Toll-Supported Bridges and Facilities Annual Regular Inspections will be in 2026, Interim Inspections for the Load Posted Toll-Supported Bridges is scheduled for the 2nd week of April of 2025.

TOLL PLAZA RESTRIPIING

Design
Task Order Assignment No. C-760A-6
(JRB/SJB)

Under this Task Order Assignment (TOA) the Consultant, Remington & Vernick Engineers (RVE), is providing professional consulting services to review, analyze, provide alternatives, and prepare construction plans for revised toll plaza and approach restriping at the seven (7) traditional toll plazas.

A kickoff meeting was held on October 5, 2023, via MS Teams. A research assessment report was submitted to the Commission on October 19, 2023, followed by a review meeting on October 24, 2023. A revised report was submitted on November 20, 2023, for internal review and coordination. A status meeting was held on February 14, 2024. RVE submitted an updated assessment report based on additional Commission comments on February 21st and it is currently

DELAWARE RIVER JOINT TOLL BRIDGE COMMISSION

April 28, 2025

PROJECT STATUS REPORT

under review. RVE submitted preliminary plans on April 1, 2024, and comments were provided back to RVE on April 22. Plans for Interstate 78 and Trenton – Morrisville were finalized on May 20 and provided to Engineering staff to incorporate into the current T-766A I-78 I-NJ Roadway Rehabilitation and Power & Communication Infrastructure Improvements project and for the current procurement of T-746A Trenton – Morrisville Toll Bridge Roadway Paving and Deck Sealing Improvements. The Commission has received final submission for the remaining five (5) toll plazas, which is under review.

TRAFFIC ENGINEERING CONSULTANT

2021–2022/ 2023-2024 Annual Reports

Task Order Assignment No. C-761A

(CAS/ KMS)

Commission Staff and Pennoni are preparing to kick-off the five (5) year Traffic and Toll Revenue Study that will be used to support the Commission's potential bond offering.

TRAFFIC COUNT PROGRAM UPGRADE

Contract No. DR-550A

(JRB/CAS)

A Purchase Order was issued to Signal Service, Inc. of West Chester, PA (SS) for new overhead traffic counters radar units and support materials in April 2023. SS is a member of the Pennsylvania Department of General Services COSTARS Program.

Commission staff and Signal Service continue to monitor and reconfigure or recalibrate the sensors at many bridges when needed. There are a few bridges that are problematic, including Uhlerstown – Frenchtown, Upper Black Eddy – Milford, and Riverton – Belvidere where narrow approach roadways coupled with steel guiderail has caused issues with radar counts.

At the New Hope-Lambertville Toll-Supported bridge, on September 9, 2024, the traffic counter was relocated to the PA Approach. Counts continue to be monitored due to relocation of the traffic counter during construction and with removal of the one-way closure.

SS was issued a Purchase Order for 2025 Maintenance Services, including quarterly preventative maintenance, on January 27, 2025.

On March 3, SS was on-site at Uhlerstown – Frenchtown and New Hope – Lambertville Toll-Supported Bridges to reconfigure the counters. Uhlerstown – Frenchtown was reconfigured due to ongoing construction under TS-642A U-F TSB Rehabilitation to account for the closure of the bridge in one direction. The New Hope – Lambertville TSB counter was reconfigured due to the lifting of the one-way closure under TS-694A NH-L TSB Rehabilitation, which has been ongoing for over a year. Additionally, the traffic counter was moved during construction and the closure and was not previously configured for two-way traffic counting at its current location.

DELAWARE RIVER JOINT TOLL BRIDGE COMMISSION

April 28, 2025

PROJECT STATUS REPORT

On March 25, SS revisited Uhlerstown – Frenchtown TSB to reconfigure the traffic counter due to a lane shift of the closed lane for Contract No. TS-642A. It is anticipated there will be more lane shifts in the future as the contractor performs work, and each lane shift would require a recalibration to the counters to be able to account for traffic counting in a physically different location. Engineering staff and SS will try to coordinate recalibrations in a timely manner when traffic is shifted, but it is expected this will result in the loss of data for several days or weeks after a lane shift.

On March 25, SS began quarterly maintenance on all traffic counters. On March 25 and 26, SS performed maintenance on the Center – Bridge Stockton, Uhlerstown – Frenchtown, Upper Black Eddy – Milford, Riegelsville, Lower Trenton, and Calhoun Street Toll-Supported Bridges. Maintenance was also performed on the Trenton – Morrisville and Scudder Falls Toll Bridges. Maintenance will continue into April on the remaining bridges.

Engineering and SS will continue monitoring any issues with the sensors at other Toll-Supported Bridges where geometry and roadway appurtenances cause problems.

ELECTRONIC TOLL COLLECTION / TOLLING

TASK ORDER CONSULTANT

E6 MPR TESTING

Task Order Assignment No. C-770A-2
(CAS/ KMS)

TransCore installed the E6 multiprotocol reader at the Delaware Water Gap, Scudder Falls and I-78 Toll Bridges. This reader enables the Commission toll facilities to read transponders that use TDM (IAG), SeGo or 6C protocols, an IAG directive. TransCore and RK&K are collecting data to document the performance of the readers in multiprotocol operation. This data assists TransCore in determining if additional tuning of the reader is needed as they are placed into the production environment. TransCore completed tuning adjustments to the readers and will monitor for further potential adjustments. Once this is complete, the RK&K team will complete their final review of the readers.

SOFT AET PROGRAM MANAGEMENT AND ROADWAY SIGN REPLACEMENT

Design

Task Order Assignment No. C-770A-3
(CAS/ KMS)

Job Order Contract agreements to support All Electronic Tolling (AET) in Place at the Trenton – Morrisville, I-78, Easton – Phillipsburg, and Delaware Water Gap Toll Bridges were executed with Mount Construction. Mount Construction completed all roadway sign installation work and pavement marking eradication. Mount Construction will prepare the closeout documents for this effort along with final invoicing.

RK&K team is providing program management services for the transition to soft All Electronic Tolling (AET) under this task order assignment. The RK&K team participated in the

DELAWARE RIVER JOINT TOLL BRIDGE COMMISSION

April 28, 2025

PROJECT STATUS REPORT

kick-off meeting with TransCore for Contract DB-792A All Electronic Toll Collection System. The team also attended project status meetings and is currently reviewing the requirements traceability matrix. TransCore submitted the Project Management Plan, and this document is under review. The RK&K team participated in a Pre-Reports Workshop meeting with Commission Staff and TransCore.

IN-LANE ALL ELECTRONIC TOLL COLLECTION SYSTEM DESIGN, BUILD & MAINTAIN

Contract No. DB-792A
(CAS/ KMS)

TransCore of Nashville, Tennessee was awarded this contract at the Commission's November 25, 2024 meeting. This Contract is for TransCore to install the new All-Electronic Tolling E-ZPass equipment as part of the Phase 4 Hard conversion projects to replace the legacy systems at the existing toll plazas, including replacement of the system at Scudder Falls toll bridge.

Commission Staff, TransCore and the RK&K team participated in a project kick-off meeting along with bi-weekly project status meetings. Design workshops were scheduled, and the team participated in a Pre-Reports Workshop meeting. TransCore submitted the Requirements Traceability Matrix and the Project Management Plan, these items are under review. Commission Staff prepared a monthly invoice/report template for TransCore's review.

DELAWARE RIVER JOINT TOLL BRIDGE COMMISSION

Meeting of April 28, 2025

OPERATIONS

The following Pages reflect the reports on those items assigned to the Operations Department. Each item is reported separately and page numbered accordingly.

DELAWARE RIVER JOINT TOLL BRIDGE COMMISSION

Meeting of April 28, 2025

OPERATIONS INDEX

FOR

PUBLIC SAFETY & BRIDGE SECURITY

| SUBJECT | DESCRIPTION | PAGE NUMBER |
|------------------------------------|---------------------------------------|--------------------|
| Public Safety & Bridge Security | Status Reports Month of March 2025 | 1-24 |

DELAWARE RIVER JOINT TOLL BRIDGE COMMISSION
Meeting of April 28, 2025

PUBLIC SAFETY AND BRIDGE SECURITY
Month of March 2025

The below-listed items represent meetings, communications, tasks, and projects involving the Public Safety and Bridge Security Department (PSBS):

Radio System

- PSBS personnel and the New Jersey State Police investigated various DRJTBC radio issues during March 2025. Motorola continues to work on the plan for the antenna system at the new Trenton-Morrisville facility. The plan includes a microwave antenna on the NJ Labor and Industry building in Trenton, NJ. The Commission met with Train Towers to install an in-building antenna system in the new Trenton-Morrisville facility to enhance interior portable radio communications and the ESS Technicians are researching how to get fiber to the building to possibly reduce the cost of the system.
- In March 2025, ESS Maintenance staff continued to work with the Regions and IT to update the Maximo radio inventory database.

Access Control System

- In March 2025, ESS Maintenance staff continued upgrading components of the Commission's access control system and adjusting doors to ensure the security of commission facilities.
- In March 2025, the Access Control System (ACS) database was audited, and pictures were updated for employees and contractor cards.
- Various employee ACS rights were updated and changed at the supervisors' request.
- Various door alarms and ACS issues were investigated and addressed.

Public Safety & Bridge Security

- PSBS continued to arrange various Pennsylvania State Police (PSP) enforcement details and safety checks at Commission bridges.

DELAWARE RIVER JOINT TOLL BRIDGE COMMISSION
Meeting of April 28, 2025

PUBLIC SAFETY AND BRIDGE SECURITY
Month of March 2025

- PSBS Control Center (CC) continues to operate 24/7 detects, documents, and assists the regional bridges with various emergencies, traffic, and security-related incidents.
- During March 2025, PSBS worked with Human Resources (HR) on various internal investigations.
- During March 2025, PSBS personnel worked with several police departments and DRJTBC personnel on various inquiries and investigations. As a result, PSBS personnel investigated (26) video requests.
- In March 2025, PSBS Staff attended the I-78 NJ Roadway Rehabilitation and Power & Communication Infrastructure meeting. All new roadway cameras have been installed and are being reviewed.
- In March 2025, PSBS personnel reviewed and purged the ESS video storage database that contains copies of videos requested by DRJTBC personnel and outside agencies.
- In March 2025, PSBS continued working with Engineering to construct the Southern Operations & Maintenance Facilities – Trenton-Morrisville Control Center Project.
- In March 2025, work and testing continued at the New Hope Control Center on the Computer Aided Dispatch System (CAD. PSBS Staff and Engineering continue to conduct Bi-Weekly meetings with Motorola and Carousel regarding the CAD and phone system.
- In March 2025, PSBS attended and participated in the DRJTBC Monthly WPSC meeting.
- In March 2025, PSBS completed monthly NJSP and PSP billing processing.
- In March 2025, PSBS assisted in Security details for the DRJTBC monthly Committee and Commission meetings.
- In March 2025, PSBS Staff conducted interviews for Toll Supported Bridge Monitor positions.
- In March 2025, PSBS Staff conducted interviews for PSBS Corporal positions.
- In March 2025, PSBS Staff conducted interviews for PSBS Control Center positions

DELAWARE RIVER JOINT TOLL BRIDGE COMMISSION
Meeting of April 28, 2025

PUBLIC SAFETY AND BRIDGE SECURITY
Month of March 2025

- In March 2025, PSBS personnel assisted with a Security detail at the New Hope-Lambertville TSB.

Electronic Security Surveillance (ESS) Maintenance

- In March 2025, ESS Maintenance responded to and closed 52 Maximo work orders concerning the Commission's ESS and radio systems.
- In March 2025, ESS Maintenance upgraded the Commission's ESS workstations to Genetec 5.13 and the Real VNC software and licensing.
- In March 2025, ESS Maintenance relocated all the cameras on the Uhlerstown-Frenchtown TSB for the upcoming rehab project.
- In March 2025, ESS Maintenance, with the support of DRJTBC Maintenance started the Spring camera preventive maintenance and camera cleanings at DWG, I78, and EP.
- In March 2025, ESS Maintenance continued working with the I78 contractors on final punch list items for the project.
- In March 2025, ESS Maintenance ran new power and communication cables for the I78 Sergeant's desks.

Toll Department

In March 2025, Director and/or Deputy Director of Toll Bridge Operations:

- Participated in the Toll Sergeant and Corporal promotional process
- Held weekly Teams meetings with Lieutenants and DDOT to keep staff informed of any updates and answer questions
- Continue to coordinate the cross-training of Toll and Toll Supported Bridge personnel
- Attended monthly TransCore Maintenance meeting
- Participated in TransCore weekly Teams meetings and assist with any toll system updates
- Toll personnel continues to monitor the toll equipment and toll lanes daily
- Continue to work with TES and coordinate the training for Toll Personnel
- Continue to monitor traffic flow to adjust lane closures if needed

DELAWARE RIVER JOINT TOLL BRIDGE COMMISSION
Meeting of April 28, 2025

PUBLIC SAFETY AND BRIDGE SECURITY
Month of March 2025

- Approve and monitor payroll / address any ADP or portal issues
- Visited toll locations to meet with staff and discuss any issues

March 2025 NJSP/PSP DRJTBC Combined Stats

| Bridges | N/R Accidents | | Reportable Accidents | | Motorist Assists | | Other | |
|--------------------------------------------------|---------------|----|----------------------|----|------------------|----|-------|----|
| | NJ | PA | NJ | PA | NJ | PA | NJ | PA |
| Milford-Montague Toll Bridge (R0440) | 0 | 0 | 0 | 0 | 0 | 0 | 0 | 0 |
| Delaware Water Gap Toll Bridge (N0641) | 0 | 0 | 1 | 0 | 0 | 1 | 0 | 3 |
| Portland-Columbia Pedestrian TSB (M0642) | 0 | 0 | 0 | 0 | 0 | 0 | 0 | 0 |
| Portland-Columbia Toll Bridge (M0643) | 0 | 1 | 0 | 0 | 0 | 0 | 0 | 0 |
| Riverton-Belvidere Toll Supported Bridge (M0644) | 0 | 0 | 1 | 0 | 1 | 0 | 0 | 2 |
| Easton-Phillipsburg Toll Bridge (M0645) | 0 | 1 | 0 | 0 | 0 | 0 | 0 | 1 |
| Northampton St TSB (M0646) | 0 | 0 | 1 | 0 | 0 | 0 | 0 | 1 |
| I-78 Toll Bridge (M0646) | 0 | 2 | 2 | 1 | 1 | 2 | 0 | 8 |
| Riegelsville Toll Supported Bridge (M0248) | 0 | 0 | 0 | 0 | 0 | 0 | 0 | 0 |
| Upper BlackEddyMilford Toll Supported (M0249) | 0 | 0 | 0 | 0 | 0 | 0 | 0 | 0 |
| Uhlerstown Frenchtown TSB (M0250) | 0 | 0 | 0 | 0 | 0 | 0 | 0 | 0 |
| Lumberville Raven Rock TSB Ped. (M0251) | 0 | 0 | 0 | 0 | 0 | 0 | 0 | 0 |
| Centre Bridge Stockton TSB (M0252) | 0 | 0 | 0 | 0 | 0 | 0 | 0 | 0 |
| New Hope Lambertville Toll (M0253) | 0 | 1 | 1 | 0 | 0 | 0 | 0 | 0 |
| New Hope Lambertville TSB (M0254) | 0 | 0 | 0 | 0 | 0 | 0 | 0 | 0 |
| Washington Crossing TSB (M0355) | 0 | 1 | 1 | 0 | 0 | 0 | 0 | 1 |
| Scudder Falls Toll (M0356) | 0 | 0 | 0 | 0 | 0 | 0 | 0 | 0 |
| Calhoun St TSB (M0357) | 0 | 0 | 0 | 0 | 1 | 0 | 0 | 0 |
| Lower Trenton TSB (M0358) | 0 | 0 | 1 | 0 | 0 | 0 | 0 | 6 |
| Morrisville Trenton Toll (M0359) | 0 | 2 | 1 | 1 | 0 | 1 | 0 | 1 |

| | Citations | Warnings | Security Checks |
|----------------------------------|-----------|----------|-----------------|
| New Jersey State Police | 41 | 54 | 503 |
| Pennsylvania State Police | 41 | 147 | 644 |

March 2025 Overweight Crossings-Central Region

3/31/2024

| Bridge | Total Turnarounds | Total Overweights | Total Manned | Total Unmanned | NJSP Response | Summons Issued | Warnings Issued | PSP Response | Citations Issued | Warnings Issued2 | Local Police Response | No Response |
|----------------------------|-------------------|-------------------|--------------|----------------|---------------|----------------|-----------------|--------------|------------------|------------------|-----------------------|-------------|
| Riverton-Belvidere | 107 | 2 | 1 | 1 | 1 | 0 | 1 | 1 | 1 | 0 | 0 | 0 |
| Northampton St. | 574 | 2 | 2 | 0 | 1 | 0 | 1 | 1 | 0 | 1 | 0 | 0 |
| Riegelsville | 190 | 1 | 1 | 0 | 1 | 0 | 1 | 0 | 0 | 0 | 0 | 0 |
| Uhlerstown - Frenchtown | 34 | 0 | 0 | 0 | 0 | 0 | 0 | 0 | 0 | 0 | 0 | 0 |
| March Totals | 905 | 5 | 4 | 1 | 3 | 0 | 3 | 2 | 1 | 1 | 0 | 0 |
| Bridge | Total Turnarounds | Total Overweights | Total Manned | Total Unmanned | NJSP Response | Summons Issued | Warnings Issued | PSP Response | Citations Issued | Warnings Issued | Local Police Response | No Response |
| Riverton-Belvidere | 411 | 5 | 4 | 1 | 1 | 0 | 1 | 2 | 2 | 0 | 0 | 2 |
| Northampton St. | 1773 | 7 | 7 | 0 | 4 | 2 | 2 | 1 | 0 | 1 | 0 | 2 |
| Riegelsville | 488 | 1 | 1 | 0 | 1 | 0 | 1 | 0 | 0 | 0 | 0 | 0 |
| Uhlerstown - Frenchtown | 306 | 4 | 3 | 1 | 4 | 3 | 1 | 0 | 0 | 0 | 0 | 0 |
| | 0 | 0 | 0 | 0 | 0 | 0 | 0 | 0 | 0 | 0 | 0 | 0 |
| Year to Date Totals | 2978 | 17 | 15 | 2 | 10 | 5 | 5 | 3 | 2 | 1 | 0 | 4 |

March 2025 Overweight Crossings-Southern Region

3/31/2025

| Bridge | Total Turnarounds | Total Overweights | Total Manned | Total Unmanned | NJSP Response | Summons Issued | Warnings Issued | PSP Response | Citations Issued | Warnings Issued2 | Local Police Response | No Response |
|----------------------------|-------------------|-------------------|--------------|----------------|---------------|----------------|-----------------|--------------|------------------|------------------|-----------------------|-------------|
| Lower Trenton | 285 | 10 | 0 | 10 | 0 | 0 | 0 | 9 | 2 | 7 | 0 | 1 |
| Calhoun Street | 113 | 1 | 1 | 0 | 0 | 0 | 0 | 1 | 0 | 1 | 0 | 0 |
| Washington Crossing | 131 | 2 | 1 | 1 | 1 | 1 | 0 | 1 | 0 | 1 | 0 | 0 |
| New Hope | 140 | 0 | 0 | 0 | 0 | 0 | 0 | 0 | 0 | 0 | 0 | 0 |
| Lambertville | 84 | 2 | 0 | 2 | 2 | 1 | 1 | 0 | 0 | 0 | 0 | 0 |
| Centre Bridge | | | | | | | | | | | | |
| Stockton | | | | | | | | | | | | |
| March Totals | 753 | 15 | 2 | 13 | 3 | 2 | 1 | 11 | 2 | 9 | 0 | 1 |
| | | | | | | | | | | | | |
| Bridge | Total Turnarounds | Total Overweights | Total Manned | Total Unmanned | NJSP Response | Summons Issued | Warnings Issued | PSP Response | Citations Issued | Warnings Issued | Local Police Response | No Response |
| Lower Trenton | 550 | 19 | 0 | 19 | 0 | 0 | 0 | 15 | 2 | 13 | 0 | 4 |
| Calhoun Street | 1477 | 5 | 5 | 0 | 2 | 0 | 2 | 3 | 0 | 3 | 0 | 0 |
| Washington Crossing | 359 | 7 | 2 | 5 | 4 | 4 | 0 | 3 | 0 | 3 | 0 | 0 |
| New Hope | 520 | 1 | 1 | 0 | 0 | 0 | 0 | 0 | 0 | 0 | 0 | 1 |
| Lambertville | 245 | 6 | 0 | 6 | 6 | 5 | 1 | 0 | 0 | 0 | 0 | 0 |
| Centre Bridge | | | | | | | | | | | | |
| Stockton | | | | | | | | | | | | |
| Year to Date Totals | 3151 | 38 | 8 | 30 | 12 | 9 | 3 | 21 | 2 | 19 | 0 | 5 |

| 2025 Overweight Turnaround/Overweight Crossing Report YTD | | | | | | | | | | Totals |
|-----------------------------------------------------------|-----|-----|-----|-----|-----|-----|-----|-----|-----|--------|
| 1 | 2 | 3 | 4 | 5 | 6 | 7 | 8 | 9 | 10 | 11 |
| 12 | 13 | 14 | 15 | 16 | 17 | 18 | 19 | 20 | 21 | 22 |
| 23 | 24 | 25 | 26 | 27 | 28 | 29 | 30 | 31 | 32 | 33 |
| 34 | 35 | 36 | 37 | 38 | 39 | 40 | 41 | 42 | 43 | 44 |
| 45 | 46 | 47 | 48 | 49 | 50 | 51 | 52 | 53 | 54 | 55 |
| 56 | 57 | 58 | 59 | 60 | 61 | 62 | 63 | 64 | 65 | 66 |
| 67 | 68 | 69 | 70 | 71 | 72 | 73 | 74 | 75 | 76 | 77 |
| 78 | 79 | 80 | 81 | 82 | 83 | 84 | 85 | 86 | 87 | 88 |
| 89 | 90 | 91 | 92 | 93 | 94 | 95 | 96 | 97 | 98 | 99 |
| 100 | 101 | 102 | 103 | 104 | 105 | 106 | 107 | 108 | 109 | 110 |
| 111 | 112 | 113 | 114 | 115 | 116 | 117 | 118 | 119 | 120 | 121 |
| 122 | 123 | 124 | 125 | 126 | 127 | 128 | 129 | 130 | 131 | 132 |
| 133 | 134 | 135 | 136 | 137 | 138 | 139 | 140 | 141 | 142 | 143 |
| 144 | 145 | 146 | 147 | 148 | 149 | 150 | 151 | 152 | 153 | 154 |
| 155 | 156 | 157 | 158 | 159 | 160 | 161 | 162 | 163 | 164 | 165 |
| 166 | 167 | 168 | 169 | 170 | 171 | 172 | 173 | 174 | 175 | 176 |
| 177 | 178 | 179 | 180 | 181 | 182 | 183 | 184 | 185 | 186 | 187 |
| 188 | 189 | 190 | 191 | 192 | 193 | 194 | 195 | 196 | 197 | 198 |
| 199 | 200 | 201 | 202 | 203 | 204 | 205 | 206 | 207 | 208 | 209 |
| 210 | 211 | 212 | 213 | 214 | 215 | 216 | 217 | 218 | 219 | 220 |
| 221 | 222 | 223 | 224 | 225 | 226 | 227 | 228 | 229 | 230 | 231 |
| 232 | 233 | 234 | 235 | 236 | 237 | 238 | 239 | 240 | 241 | 242 |
| 243 | 244 | 245 | 246 | 247 | 248 | 249 | 250 | 251 | 252 | 253 |
| 254 | 255 | 256 | 257 | 258 | 259 | 260 | 261 | 262 | 263 | 264 |
| 265 | 266 | 267 | 268 | 269 | 270 | 271 | 272 | 273 | 274 | 275 |
| 276 | 277 | 278 | 279 | 280 | 281 | 282 | 283 | 284 | 285 | 286 |
| 287 | 288 | 289 | 290 | 291 | 292 | 293 | 294 | 295 | 296 | 297 |
| 298 | 299 | 300 | 301 | 302 | 303 | 304 | 305 | 306 | 307 | 308 |
| 309 | 310 | 311 | 312 | 313 | 314 | 315 | 316 | 317 | 318 | 319 |
| 320 | 321 | 322 | 323 | 324 | 325 | 326 | 327 | 328 | 329 | 330 |
| 331 | 332 | 333 | 334 | 335 | 336 | 337 | 338 | 339 | 340 | 341 |
| 342 | 343 | 344 | 345 | 346 | 347 | 348 | 349 | 350 | 351 | 352 |
| 353 | 354 | 355 | 356 | 357 | 358 | 359 | 360 | 361 | 362 | 363 |
| 364 | 365 | 366 | 367 | 368 | 369 | 370 | 371 | 372 | 373 | 374 |
| 375 | 376 | 377 | 378 | 379 | 380 | 381 | 382 | 383 | 384 | 385 |
| 386 | 387 | 388 | 389 | 390 | 391 | 392 | 393 | 394 | 395 | 396 |
| 397 | 398 | 399 | 400 | 401 | 402 | 403 | 404 | 405 | 406 | 407 |
| 408 | 409 | 410 | 411 | 412 | 413 | 414 | 415 | 416 | 417 | 418 |
| 419 | 420 | 421 | 422 | 423 | 424 | 425 | 426 | 427 | 428 | 429 |
| 430 | | | | | | | | | | |

Totals

[illegible]

| Belvidere | January | February | March | April | May | June | July | August | September | October | November | December | Year to date totals |
|----------------------|---------|----------|-------|-------|-----|------|------|--------|-----------|---------|----------|----------|---------------------|
| Overweight Crossings | 0 | 1 | 0 | | | | | | | | | | 1 |
| Washington Crossing | January | February | March | April | May | June | July | August | September | October | November | December | Year to date totals |
| Turnarounds | 113 | 115 | 131 | | | | | | | | | | 359 |
| NJ Side | 110 | 93 | 106 | | | | | | | | | | 309 |
| PA Side | 3 | 22 | 25 | | | | | | | | | | 50 |
| Overweight Crossings | 3 | 2 | 2 | | | | | | | | | | 7 |
| Calhoun Street | January | February | March | April | May | June | July | August | September | October | November | December | Year to date totals |
| Turnarounds | 66 | 129 | 113 | | | | | | | | | | 308 |
| NJ Side | 51 | 101 | 91 | | | | | | | | | | 243 |
| PA Side | 15 | 28 | 22 | | | | | | | | | | 65 |
| Overweight Crossings | 4 | 0 | 1 | | | | | | | | | | 5 |
| Lower Trenton | January | February | March | April | May | June | July | August | September | October | November | December | Year to date totals |
| Turnarounds | 37 | 228 | 285 | | | | | | | | | | 550 |
| NJ Side | 37 | 214 | 275 | | | | | | | | | | 526 |
| PA Side | 0 | 14 | 10 | | | | | | | | | | 24 |
| Overweight Crossings | 0 | 9 | 10 | | | | | | | | | | 19 |

2025

Monthly Activity Report

March 2025

| Location | Bridge Checks | Overweights | Accidents | Jumpers | Disabled Vehicles | Medical Emeraencies |
|----------------------|---------------|-------------|-----------|---------|-------------------|---------------------|
| Lower Trenton | 129 | 10 | 0 | 0 | 0 | 0 |
| Calhoun Street | 138 | 1 | 0 | 0 | 1 | 0 |
| Langhorne | 86 | 0 | 0 | 0 | 0 | 0 |
| Scudder Falls | 274 | 0 | 2 | 0 | 10 | 0 |
| Washington Crossing | 145 | 2 | 0 | 0 | 0 | 0 |
| New Hope | 81 | 0 | 0 | 0 | 0 | 0 |
| Lambertville | 71 | 2 | 0 | 0 | 0 | 0 |
| Centre Bridge | 44 | 0 | 0 | 0 | 0 | 0 |
| Stockton | 43 | 0 | 0 | 0 | 0 | 0 |
| Lumberville | 44 | 0 | 0 | 0 | 0 | 0 |
| RavenRock | 43 | 0 | 0 | 0 | 0 | 0 |
| Uhlersown | 44 | 0 | 0 | 0 | 0 | 0 |
| Frenchtown | 44 | 0 | 0 | 0 | 0 | 0 |
| Upper Black Eddy | 44 | 0 | 0 | 0 | 0 | 0 |
| Milford | 106 | 1 | 0 | 0 | 0 | 0 |
| Riegelsville | 138 | 2 | 0 | 0 | 0 | 0 |
| Northampton St. | 47 | 2 | 0 | 0 | 0 | 0 |
| Riverton | | | | | | |
| Belvidere | | | | | | |
| Totals | 1346 | 20 | 2 | 0 | 11 | 0 |
| Yearly Totals | | | | | | |
| Location | Bridge Checks | Overweights | Accidents | Jumpers | Disabled Vehicles | Medical Emeraencies |
| Lower Trenton | 129 | 10 | 0 | 0 | 0 | 0 |
| Calhoun Street | 138 | 1 | 0 | 0 | 1 | 0 |
| Langhorne | 86 | 0 | 0 | 0 | 0 | 0 |
| Scudder Falls | 274 | 0 | 2 | 0 | 10 | 0 |
| Washington Crossing | 145 | 2 | 0 | 0 | 0 | 0 |
| New Hope | 81 | 0 | 0 | 0 | 0 | 0 |
| Lambertville | | | | | | |

| Location | Bridge Checks | Overweights | Accidents | Jumpers | Disabled Vehicles | Medical Emergencies |
|-------------------|---------------|-------------|-----------|----------|-------------------|---------------------|
| Centre Bridge | 71 | 2 | 0 | 0 | 0 | 0 |
| Stockton | | | | | | |
| Lumberville | 44 | 0 | 0 | 0 | 0 | 0 |
| RavenRock | | | | | | |
| Uhlersown | 43 | 0 | 0 | 0 | 0 | 0 |
| Frenchtown | | | | | | |
| Upper Black Eddy | 44 | 0 | 0 | 0 | 0 | 0 |
| Milford | | | | | | |
| Riegelsville | 106 | 1 | 0 | 0 | 0 | 0 |
| Northampton St. | 138 | 2 | 0 | 0 | 0 | 0 |
| Riverton | | | | | | |
| Belvidere | 47 | 2 | 0 | 0 | 0 | 0 |
| Portland Columbia | 0 | 0 | 0 | 0 | 0 | 0 |
| Totals | 1346 | 20 | 2 | 0 | 11 | 0 |

DELAWARE RIVER JOINT TOLL BRIDGE COMMISSION

MONTHLY ACTIVITY SERVICES RENDERED REPORTBRIDGE Riverton-BelvidereMONTH MarchYEAR 2025

| ACTIVITY/SERVICE | WEEK OF 1-Mar | WEEK OF 8-Mar | WEEK OF 15-Mar | WEEK OF 22-Mar | WEEK OF 29-Mar | TOTAL |
|--------------------------|---------------|---------------|----------------|----------------|----------------|-------|
| Hours Worked | 168 | 168 | 168 | 173 | 168 | 845 |
| Patrols | 72 | 68 | 79 | 63 | 61 | 343 |
| Overweight Crossings | 1 | 0 | 0 | 1 | 0 | 2 |
| Overweights Refused | 21 | 17 | 22 | 23 | 24 | 107 |
| Pass Through | 14 | 6 | 8 | 3 | 8 | 39 |
| Disabled Vehicles | 0 | 0 | 0 | 0 | 0 | 0 |
| Accidents | 1 | 0 | 0 | 0 | 0 | 1 |
| Police Requests | 7 | 4 | 8 | 3 | 11 | 33 |
| Fire Dept. Requests | 0 | 0 | 0 | 0 | 0 | 0 |
| EMS / First Aid Requests | 0 | 0 | 0 | 0 | 0 | 0 |
| Traffic Control | 16 | 6 | 9 | 5 | 6 | 42 |
| Jumpers / Code 100 | 0 | 0 | 0 | 0 | 0 | 0 |
| Public Interactions | 26 | 34 | 10 | 29 | 17 | 116 |
| Bicycle Warnings | 0 | 0 | 0 | 0 | 0 | 0 |
| Equipment Checks | 15 | 13 | 12 | 15 | 15 | 70 |

NOTES:

DELAWARE RIVER JOINT TOLL BRIDGE COMMISSION

MONTHLY ACTIVITY SERVICES RENDERED REPORT

BRIDGE Northampton StreetMONTH MarchYEAR 2025

| ACTIVITY/SERVICE | WEEK OF 1-Mar | WEEK OF 8-Mar | WEEK OF 15-Mar | WEEK OF 22-Mar | WEEK OF 29-Mar | TOTAL |
|--------------------------|---------------|---------------|----------------|----------------|----------------|-------|
| Hours Worked | 336 | 336 | 336 | 344 | 344 | 1696 |
| Patrols | 153 | 158 | 162 | 163 | 155 | 791 |
| Overweight Crossings | 1 | 0 | 0 | 0 | 1 | 2 |
| Overweights Refused | 117 | 105 | 115 | 112 | 125 | 574 |
| Pass Through | 2 | 2 | 5 | 7 | 2 | 18 |
| Disabled Vehicles | 0 | 0 | 0 | 0 | 0 | 0 |
| Accidents | 0 | 1 | 0 | 0 | 0 | 1 |
| Police Requests | 4 | 1 | 0 | 0 | 2 | 7 |
| Fire Dept. Requests | 0 | 0 | 0 | 0 | 0 | 0 |
| EMS / First Aid Requests | 1 | 1 | 0 | 0 | 0 | 2 |
| Traffic Control | 12 | 22 | 11 | 36 | 29 | 110 |
| Jumpers / Code 100 | 0 | 0 | 0 | 0 | 0 | 0 |
| Public Interactions | 83 | 107 | 114 | 91 | 115 | 510 |
| Bicycle Warnings | 11 | 10 | 19 | 13 | 14 | 67 |
| Equipment Checks | 28 | 23 | 24 | 24 | 28 | 127 |

NOTES:

DELAWARE RIVER JOINT TOLL BRIDGE COMMISSION

MONTHLY ACTIVITY SERVICES RENDERED REPORTBRIDGE RiegelsvilleMONTH MarchYEAR 2025

| ACTIVITY/SERVICE | WEEK OF 1-Mar | WEEK OF 8-Mar | WEEK OF 15-Mar | WEEK OF 22-Mar | WEEK OF 29-Mar | TOTAL |
|--------------------------|---------------|---------------|----------------|----------------|----------------|-------|
| Hours Worked | 336 | 336 | 336 | 344 | 340 | 1692 |
| Patrols | 150 | 149 | 150 | 151 | 143 | 743 |
| Overweight Crossings | 0 | 0 | 1 | 0 | 0 | 1 |
| Overweights Refused | 46 | 42 | 35 | 14 | 53 | 190 |
| Pass Through | 0 | 3 | 0 | 1 | 1 | 5 |
| Disabled Vehicles | 0 | 0 | 0 | 0 | 0 | 0 |
| Accidents | 0 | 0 | 0 | 0 | 0 | 0 |
| Police Requests | 0 | 0 | 0 | 0 | 0 | 0 |
| Fire Dept. Requests | 0 | 0 | 0 | 0 | 0 | 0 |
| EMS / First Aid Requests | 0 | 0 | 0 | 0 | 0 | 0 |
| Traffic Control | 2 | 0 | 0 | 0 | 3 | 5 |
| Jumpers / Code 100 | 0 | 0 | 0 | 0 | 0 | 0 |
| Public Interactions | 30 | 24 | 43 | 35 | 47 | 179 |
| Bicycle Warnings | 0 | 0 | 0 | 0 | 0 | 0 |
| Equipment Checks | 25 | 27 | 26 | 19 | 29 | 126 |

NOTES:

DELAWARE RIVER JOINT TOLL BRIDGE COMMISSION

MONTHLY ACTIVITY SERVICES RENDERED REPORT

BRIDGE Upper Black Eddy-MilfordMONTH MarchYEAR 2025

| ACTIVITY/SERVICE | WEEK OF 1-Mar | WEEK OF 8-Mar | WEEK OF 15-Mar | WEEK OF 22-Mar | WEEK OF 29-Mar | TOTAL |
|--------------------------|---------------|---------------|----------------|----------------|----------------|-------|
| Hours Worked | 128 | 100 | 102 | 116 | 102 | 548 |
| Patrols | 60 | 49 | 49 | 57 | 48 | 263 |
| Overweight Crossings | 0 | 0 | 0 | 0 | 0 | 0 |
| Overweights Refused | 0 | 0 | 0 | 0 | 0 | 0 |
| Pass Through | 0 | 0 | 0 | 0 | 0 | 0 |
| Disabled Vehicles | 0 | 0 | 0 | 0 | 0 | 0 |
| Accidents | 0 | 0 | 0 | 0 | 0 | 0 |
| Police Requests | 0 | 0 | 0 | 0 | 0 | 0 |
| Fire Dept. Requests | 0 | 0 | 0 | 0 | 0 | 0 |
| EMS / First Aid Requests | 0 | 0 | 0 | 0 | 0 | 0 |
| Traffic Control | 0 | 0 | 0 | 0 | 0 | 0 |
| Jumpers / Code 100 | 0 | 0 | 0 | 0 | 0 | 0 |
| Public Interactions | 35 | 21 | 29 | 19 | 35 | 139 |
| Bicycle Warnings | 0 | 0 | 0 | 0 | 0 | 0 |
| Equipment Checks | 11 | 9 | 9 | 8 | 9 | 46 |

NOTES:

DELAWARE RIVER JOINT TOLL BRIDGE COMMISSION

MONTHLY ACTIVITY SERVICES RENDERED REPORT

BRIDGE Uhlerstown-FrenchtownMONTH MarchYEAR 2025

| ACTIVITY/SERVICE | WEEK OF 1-Mar | WEEK OF 8-Mar | WEEK OF 15-Mar | WEEK OF 22-Mar | WEEK OF 29-Mar | TOTAL |
|--------------------------|---------------|---------------|----------------|----------------|----------------|-------|
| Hours Worked | 210 | 216 | 204 | 168 | 168 | 966 |
| Patrols | 70 | 44 | 24 | 24 | 33 | 195 |
| Overweight Crossings | 0 | 0 | 0 | 0 | 0 | 0 |
| Overweights Refused | 3 | 14 | 12 | 5 | 0 | 34 |
| Pass Through | 4 | 9 | 9 | 12 | 1 | 35 |
| Disabled Vehicles | 0 | 0 | 0 | 0 | 0 | 0 |
| Accidents | 0 | 0 | 0 | 0 | 0 | 0 |
| Police Requests | 0 | 0 | 0 | 0 | 0 | 0 |
| Fire Dept. Requests | 0 | 0 | 0 | 0 | 0 | 0 |
| EMS / First Aid Requests | 0 | 0 | 0 | 0 | 0 | 0 |
| Traffic Control | 1 | 0 | 0 | 0 | 0 | 1 |
| Jumpers / Code 100 | 0 | 0 | 0 | 0 | 0 | 0 |
| Public Interactions | 36 | 32 | 23 | 18 | 17 | 126 |
| Bicycle Warnings | 2 | 1 | 0 | 6 | 2 | 11 |
| Equipment Checks | 12 | 16 | 12 | 14 | 14 | 68 |

NOTES:

DELAWARE RIVER JOINT TOLL BRIDGE COMMISSION

MONTHLY ACTIVITY SERVICES RENDERED REPORT

BRIDGE Portland-Columbia Pedestrian BridgeMONTH MarchYEAR 2025

| ACTIVITY/SERVICE | WEEK OF 1-Mar | WEEK OF 8-Mar | WEEK OF 15-Mar | WEEK OF 22-Mar | WEEK OF 29-Mar | TOTAL |
|--------------------------|---------------|---------------|----------------|----------------|----------------|-------|
| Hours Worked | 0 | 0 | 0 | 0 | 0 | 0 |
| Patrols | 0 | 0 | 0 | 0 | 0 | 0 |
| Overweight Crossings | 0 | 0 | 0 | 0 | 0 | 0 |
| Overweights Refused | 0 | 0 | 0 | 0 | 0 | 0 |
| Pass Through | 0 | 0 | 0 | 0 | 0 | 0 |
| Disabled Vehicles | 0 | 0 | 0 | 0 | 0 | 0 |
| Accidents | 0 | 0 | 0 | 0 | 0 | 0 |
| Police Requests | 0 | 0 | 0 | 0 | 0 | 0 |
| Fire Dept. Requests | 0 | 0 | 0 | 0 | 0 | 0 |
| EMS / First Aid Requests | 0 | 0 | 0 | 0 | 0 | 0 |
| Traffic Control | 0 | 0 | 0 | 0 | 0 | 0 |
| Jumpers / Code 100 | 0 | 0 | 0 | 0 | 0 | 0 |
| Public Interactions | 0 | 0 | 0 | 0 | 0 | 0 |
| Bicycle Warnings | 0 | 0 | 0 | 0 | 0 | 0 |
| Equipment Checks | 0 | 0 | 0 | 0 | 0 | 0 |

NOTES:

DELAWARE RIVER JOINT TOLL BRIDGE COMMISSION

MONTHLY ACTIVITY SERVICES RENDERED REPORTBRIDGE Centre-Bridge StocktonMONTH MarchYEAR 2025

| ACTIVITY/SERVICE | WEEK OF 8-Mar | WEEK OF 15-Mar | WEEK OF 22-Mar | WEEK OF 31-Mar | TOTAL |
|--------------------------|---------------|----------------|----------------|----------------|-------|
| Hours Worked | 156 | 116 | 132 | 152 | 556 |
| Patrols | 36 | 37 | 37 | 42 | 152 |
| Overweight Crossings | 1 | 0 | 0 | 1 | 2 |
| Overweights Refused | 22 | 13 | 27 | 22 | 84 |
| Pass Through | 13 | 7 | 11 | 13 | 44 |
| Disabled Vehicles | 0 | 0 | 0 | 0 | 0 |
| Accidents | 0 | 0 | 0 | 0 | 0 |
| Police Requests | 0 | 0 | 0 | 0 | 0 |
| Fire Dept. Requests | 0 | 0 | 0 | 0 | 0 |
| EMS / First Aid Requests | 0 | 0 | 0 | 0 | 0 |
| Traffic Control | 0 | 0 | 2 | 3 | 5 |
| Jumpers / Code 100 | 0 | 0 | 0 | 0 | 0 |
| Public Interactions | 56 | 66 | 80 | 89 | 291 |
| Bicycle Warnings | 0 | 8 | 10 | 2 | 20 |
| Other | 0 | 0 | 0 | 0 | 0 |

NOTES:

DELAWARE RIVER JOINT TOLL BRIDGE COMMISSION

MONTHLY ACTIVITY SERVICES RENDERED REPORT

BRIDGE New Hope - Lambertville

MONTH March

YEAR 2025

| ACTIVITY/SERVICE | WEEK OF 8-Mar | WEEK OF 15-Mar | WEEK OF 22-Mar | WEEK OF 31-Mar | TOTAL |
|--------------------------|---------------|----------------|----------------|----------------|-------|
| Hours Worked | 324 | 324 | 324 | 344 | 1316 |
| Patrols | 111 | 127 | 107 | 120 | 465 |
| Overweight Crossings | 0 | 0 | 0 | 0 | 0 |
| Overweights Refused | 40 | 28 | 49 | 23 | 140 |
| Pass Through | 9 | 2 | 6 | 5 | 22 |
| Disabled Vehicles | 0 | 0 | 0 | 0 | 0 |
| Accidents | 0 | 0 | 0 | 0 | 0 |
| Police Requests | 0 | 0 | 0 | 0 | 0 |
| Fire Dept. Requests | 0 | 0 | 0 | 0 | 0 |
| EMS / First Aid Requests | 0 | 0 | 0 | 0 | 0 |
| Traffic Control | 20 | 8 | 34 | 15 | 77 |
| Jumpers / Code 100 | 0 | 0 | 0 | 0 | 0 |
| Public Interactions | 301 | 484 | 420 | 441 | 1646 |
| Bicycle Warnings | 10 | 10 | 11 | 15 | 46 |
| Other | 0 | 0 | 0 | 0 | 0 |

NOTES:

DELAWARE RIVER JOINT TOLL BRIDGE COMMISSION

MONTHLY ACTIVITY SERVICES RENDERED REPORTBRIDGE Washington CrossingMONTH MarchYEAR 2025

| ACTIVITY/SERVICE | WEEK OF 8-Mar | WEEK OF 15-Mar | WEEK OF 22-Mar | WEEK OF 31-Mar | TOTAL |
|--------------------------|---------------|----------------|----------------|----------------|-------|
| Hours Worked | 168 | 168 | 168 | 168 | 672 |
| Patrols | 14 | 31 | 33 | 36 | 114 |
| Overweight Crossings | 0 | 0 | 1 | 1 | 2 |
| Overweights Refused | 21 | 34 | 32 | 44 | 131 |
| Pass Through | 3 | 0 | 4 | 1 | 8 |
| Disabled Vehicles | 0 | 0 | 0 | 0 | 0 |
| Accidents | 0 | 1 | 0 | 0 | 1 |
| Police Requests | 0 | 1 | 1 | 2 | 4 |
| Fire Dept. Requests | 0 | 0 | 0 | 0 | 0 |
| EMS / First Aid Requests | 0 | 0 | 0 | 0 | 0 |
| Traffic Control | 12 | 24 | 12 | 37 | 85 |
| Jumpers / Code 100 | 0 | 0 | 0 | 0 | 0 |
| Public Interactions | 19 | 32 | 17 | 47 | 115 |
| Bicycle Warnings | 0 | 12 | 1 | 4 | 17 |
| Other | 0 | 0 | 0 | 0 | 0 |

NOTES:

DELAWARE RIVER JOINT TOLL BRIDGE COMMISSION

MONTHLY ACTIVITY SERVICES RENDERED REPORT

BRIDGE Calhoun StreetMONTH MarchYEAR 2025

| ACTIVITY/SERVICE | WEEK OF 8-Mar | WEEK OF 15-Mar | WEEK OF 22-Mar | WEEK OF 31-Mar | TOTAL |
|--------------------------|---------------|----------------|----------------|----------------|-------|
| Hours Worked | 308 | 290 | 296 | 324 | 1218 |
| Patrols | 68 | 80 | 76 | 108 | 332 |
| Overweight Crossings | 0 | 0 | 1 | 0 | 1 |
| Overweights Refused | 26 | 43 | 24 | 20 | 113 |
| Pass Through | 0 | 1 | 0 | 2 | 3 |
| Disabled Vehicles | 0 | 0 | 0 | 0 | 0 |
| Accidents | 0 | 0 | 0 | 0 | 0 |
| Police Requests | 0 | 0 | 0 | 0 | 0 |
| Fire Dept. Requests | 0 | 0 | 0 | 0 | 0 |
| EMS / First Aid Requests | 0 | 0 | 0 | 0 | 0 |
| Traffic Control | 0 | 1 | 1 | 2 | 4 |
| Jumpers / Code 100 | 0 | 0 | 0 | 0 | 0 |
| Public Interactions | 13 | 0 | 15 | 15 | 43 |
| Bicycle Warnings | 0 | 0 | 2 | 3 | 5 |
| Other | 0 | 0 | 0 | 0 | 0 |

NOTES:

DELAWARE RIVER JOINT TOLL BRIDGE COMMISSION

MONTHLY ACTIVITY SERVICES RENDERED REPORTBRIDGE Lower TrentonMONTH MarchYEAR 2025

| ACTIVITY/SERVICE | WEEK OF 8-Mar | WEEK OF 15-Mar | WEEK OF 22-Mar | WEEK OF 31-Mar | TOTAL |
|--------------------------|---------------|----------------|----------------|----------------|-------|
| Hours Worked | 192 | 177 | 192 | 162 | 723 |
| Patrols | 20 | 26 | 36 | 20 | 102 |
| Overweight Crossings | 1 | 1 | 5 | 3 | 10 |
| Overweights Refused | 50 | 32 | 165 | 38 | 285 |
| Pass Through | 3 | 0 | 4 | 1 | 8 |
| Disabled Vehicles | 0 | 0 | 0 | 0 | 0 |
| Accidents | 0 | 1 | 0 | 0 | 1 |
| Police Requests | 0 | 1 | 0 | 1 | 2 |
| Fire Dept. Requests | 0 | 0 | 0 | 0 | 0 |
| EMS / First Aid Requests | 0 | 0 | 0 | 0 | 0 |
| Traffic Control | 0 | 0 | 0 | 38 | 38 |
| Jumpers / Code 100 | 0 | 0 | 0 | 0 | 0 |
| Public Interactions | 31 | 44 | 81 | 29 | 185 |
| Bicycle Warnings | 15 | 9 | 14 | 13 | 51 |
| Other | 0 | 0 | 0 | 0 | 0 |

NOTES:

DELAWARE RIVER JOINT TOLL BRIDGE COMMISSION

MONTHLY ACTIVITY SERVICES RENDERED REPORTBRIDGE Lumberville - Raven RockMONTH MarchYEAR 2025

| ACTIVITY/SERVICE | WEEK OF 8-Mar | WEEK OF 15-Mar | WEEK OF 22-Mar | WEEK OF 31-Mar | TOTAL |
|--------------------------|---------------|----------------|----------------|----------------|-------|
| Hours Worked | | | | | 0 |
| Patrols | | | | | 0 |
| Overweight Crossings | | | | | 0 |
| Overweights Refused | | | | | 0 |
| Pass Through | | | | | 0 |
| Disabled Vehicles | | | | | 0 |
| Accidents | | | | | 0 |
| Police Requests | | | | | 0 |
| Fire Dept. Requests | | | | | 0 |
| EMS / First Aid Requests | | | | | 0 |
| Traffic Control | | | | | 0 |
| Jumpers / Code 100 | | | | | 0 |
| Public Interactions | | | | | 0 |
| Bicycle Warnings | | | | | 0 |
| Other | | | | | 0 |

NOTES:

| Electronic Security Surveillance System Maintenance Technician Report | | | | | | |
|-----------------------------------------------------------------------|----------------------------------------------------------------------------------|--------------|-------------|-------------|------------------------------|-------------------------|
| Work Order | Description | Date Created | Opened By | Date closed | Work Completed and Closed By | Not closed explanation |
| 27695 | Camera CS13 offline | 1/29/2024 | DSTITES | | | Broken fiber |
| 31124 | Cameras SF5,16,35 are offline in genetech | 8/4/2024 | KCLARK | | | waiting on material |
| 32983 | 7801 red in nav treee and offline | 11/8/2024 | HZINK | 3/7/2025 | HZINK/BWILSON/DUNANGST | waiting for programming |
| 34258 | Intercoms for SFA R100 and 104 not ringing to CC | 1/4/2025 | SMITSTIFER | 3/6/2025 | SECUNI | |
| 34352 | I78 611 Generator did not show up in weekly report | 1/9/2025 | JFOSTER | 3/10/2025 | DUNANGST | |
| 34353 | NHST Generator did not show up in weekly report | 1/9/2025 | JFOSTER | 3/10/2025 | DUNANGST | |
| 34574 | NHL CC North Pod video wall displaying a blue box low disk error | 1/21/2025 | MTAMPIER | | | |
| 34598 | LH004B does not open with key button on Aiphone | 1/22/2025 | SMITSTIFER | 3/5/2025 | SECUNI | |
| 34609 | SF58 and SF59 red in tree | 1/23/2025 | ELELIE | | | |
| 34868 | NHL TSB Archiver not retaining 14 days of video | 2/4/2025 | EFREEMAN | 3/13/2025 | SECUNI | |
| 34880 | SF26 offline and red In nav tree since 11am | 2/4/2025 | SMITSTIFER | 3/12/2025 | GLELIE | |
| 34935 | IC-top left wall-screen is larger than monitor/unable to open left and right pan | 2/6/2025 | KRAIKE | | | |
| 35090 | Door TM02 giving access denied.Unknown credentials alarm unprompted | 2/14/2025 | SMITSTIFER | 3/13/2025 | GLELIE | |
| 35093 | SF08 out of focus | 2/16/2025 | MLEARY | 3/12/2025 | BWILSON | |
| 35130 | CC NH-Aiphone supervisor desk unable to unlock doors | 2/18/2025 | KRAIKE | 3/6/2025 | GLELIE | |
| 35217 | - UPS under the southern region console is beeping and displaying "change b | 2/21/2025 | MTAMPIER | 3/6/2025 | SECUNI | |
| 35280 | SF AET building camera SF55 is not displaying on the wall | 2/25/2025 | JTRINIAN | 3/12/2025 | GLELIE | |
| 35363 | TM02 and 20 are pointing at the ground and spinning | 3/1/2025 | SMITSTIFER | 3/6/2025 | GLELIE | |
| 35364 | TM03 pointing at ground and spinning | 3/1/2025 | SMITSTIFER | 3/6/2025 | GLELIE | |
| 35365 | NHS03,08,10,16 offline and red in nav tree,didn't restore after a power surge | 3/1/2025 | SMITSTIFER | 3/1/2025 | SCORDREY | |
| 35381 | 78 Intercoms 102 and 106 offline | 3/3/2025 | DUNANGST | 3/5/2025 | HZINK | |
| 35399 | TM17 -moving erratically on its own | 3/4/2025 | KRAIKE | 3/10/2025 | BWILSON | |
| 35415 | NHL20 out of focus | 3/4/2025 | DUNANGST | 3/6/2025 | DUNANGST | |
| 35432 | SFA106 in the red on the nav tree | 3/5/2025 | ELELIE | 3/5/2025 | GLELIE | |
| 35435 | No access controls at NHL Toll. No badges work all doors in red | 3/5/2025 | SMITSTIFER | 3/5/2025 | GLELIE | |
| 35438 | por R157 (toll tunnel) not locking per OIC .Able to pull open shows locked in G | 3/5/2025 | MTAMPIER | 3/6/2025 | GLELIE | |
| 35439 | door R147 (MDF Room) not locking per OIC.Able to open shows locked in Ger | 3/5/2025 | MTAMPIER | 3/6/2025 | GLELIE | |
| 35440 | door R106 (main to hall) not locking per OIC. Able to open shows locked in Ge | 3/6/2025 | MTAMPIER | 3/6/2025 | GLELIE | |
| 35454 | SF6 offline and red in tree since 8:00PM 3-5-2025 | 3/6/2025 | SMITSTIFER | | | |
| 35462 | Camera 78M09 offline and red in tree | 3/6/2025 | DUNANGST | 3/10/2025 | DUNANGST | |
| 35463 | SF18 red in the tree | 3/6/2025 | ELELIE | 3/6/2025 | GLELIE | |
| 35493 | Cook does not have access to sf cameras when covering the admin building d | 3/7/2025 | KRAIKE | 3/13/2025 | GLELIE | |
| 35508 | TM24 is just spinning and when hit home it stays for a secondand goes back to | 3/8/2025 | KCLARK | 3/10/2025 | BWILSON | |
| 35509 | CS all cameras are offline | 3/8/2025 | KCLARK | 3/10/2025 | SECUNI | |
| 35510 | TM07 and TM24 pointing at ground/spinning | 3/9/2025 | KRAIKE | 3/10/2025 | BWILSON | |
| 35541 | SF08 is offline & showing red in the tree | 3/10/2025 | MTAMPIER | 3/10/2025 | SCORDREY | |
| 35549 | I78 intercom door 106 red in the tree | 3/11/2025 | BWILSON | 3/11/2025 | | |
| 35569 | Cameras SF40,41,45,46,47 and SF55 can zoom but don't pan or tilt | 3/12/2025 | JMONTGOMERY | | | |
| 35573 | BM at SF AET advised he is unable to play back video that is older than 24 hrs | 3/12/2025 | JMONTGOMERY | 3/27/2025 | Minutemen | |
| 35576 | -NJ Bridge Monitor advised the camera is not functioning . Camera is working | 3/12/2025 | MTAMPIER | | | |
| 35591 | SF319 Aiphone in the red | 3/13/2025 | BWILSON | 3/17/2025 | GLELIE | |
| 35596 | I78 cameras are displaying artifact, and the video is lagging | 3/13/2025 | MTAMPIER | | | |
| 35623 | EP102 Intercom red in the tree | 3/14/2025 | HZINK | 3/31/2025 | Minutemen | |
| 35637 | Central region cad screen is black,was flashing for a while then went black | 3/16/2025 | ALEON | | | |
| 35638 | DWG-all card reader doors not working | 3/16/2025 | DSTITES | 3/17/2025 | HZINK | |
| 35639 | adjacent to toll plaza pixelated and does not play back.covers common accide | 3/17/2025 | SMITSTIFER | | | |
| 35640 | EP-RF01 angle off on tour pointing downward | 3/17/2025 | SMITSTIFER | 3/17/2025 | BWILSON | |
| 35655 | 78 intercom aiphone 102 offline and red in tree | 3/17/2025 | DUNANGST | 3/31/2025 | Minutemen | |
| 35674 | Volume button on WC portable radio broken | 3/17/2025 | ELELIE | 3/17/2025 | GLELIE | |
| 35675 | TM09 has no video | 3/17/2025 | ELELIE | | | |
| 35692 | 78W04 Live but no image displayed | 3/18/2025 | HZINK | 3/31/2025 | Minutemen | |
| 35694 | 7828 Live but no image displayed | 3/18/2025 | HZINK | 3/31/2025 | Minutemen | |
| 35704 | All cameras at I78 are offline and red | 3/19/2025 | ALEON | 3/31/2025 | BWILSON | |
| 35743 | SF18 red in the nav | 3/21/2025 | MPISCITTO | 3/21/2025 | GLELIE | |
| 35847 | At CC all cameras at CBS(CBS01-CBS14) as well as shelter door controls offline | 3/26/2025 | JMONTGOMERY | 3/27/2025 | GLELIE | |
| 35858 | Aiphone 102 door intercom offline and red in tree | 3/26/2025 | DUNANGST | 3/31/2025 | Minutemen | |
| 35860 | MM door 103 wont unlatch/open | 3/26/2025 | DSTITES | 3/31/2025 | DUNANGST | |
| 35934 | NHL20 out of focus | 3/31/2025 | DUNANGST | | | |

DELAWARE RIVER JOINT TOLL BRIDGE COMMISSION

Meeting of April 28, 2025

Operations Report Index

Maintenance / Fleet Operations

| SUBJECT | DESCRIPTION | PAGE NUMBER |
|--------------------------|--------------------------------------|------------------------|
| Maintenance and Fleet | Status report Month of March 2025 | 1-8 |

DELAWARE RIVER JOINT TOLL BRIDGE COMMISSION
Meeting of April 28, 2025

MAINTENANCE / FLEET OPERATIONS MARCH 2025

- Senior Director attended GEC Toll Bridge Inspections 2025 kick off meeting for Southern Region bridges at Scudder Falls facility.
- Senior Director attended Teams meeting to discuss the New Hope toll supported bridge lighting ceremony.
- Senior Director participated in Preventing Workplace Harassment training class at Scudder Falls raining room.
- Senior Director participated in Maintenance operations meeting to discuss issues related to Maintenance, Toll, HR and PSBS department.
- Senior Director participated in Teams in T-519A - Southern Operations and Maintenance Facilities Improvements (Bi-Weekly Progress Mtg.)
- Senior Director attended CPR/AED training class held at I-78 maintenance training room.
- Senior Director reviewed and approved invoices from J. Fletcher Creamer for Guide Rail repairs at various locations.
- Senior Director reviewed Use of Facilities requests for March 2025 and forwarded Certificates of Insurance for review and approval.
- Senior Director prepared monthly maintenance and fleet report for the March 2025 staff agenda meeting.
- Senior Director prepared and forwarded report of Use of Commission Facilities for the month March 2025.

Maintenance Operations

- Director of Maintenance attended GEC toll bridge inspection kick off meeting held for Southern Region bridges.
- Director of Maintenance reviewed, and approved P Card purchases for the month of March from Regional Maintenance Supervisors.

DELAWARE RIVER JOINT TOLL BRIDGE COMMISSION
Meeting of April 28, 2025

- Director of Maintenance provided Senior Director with monthly reports of activities completed for the month of March from Regional Maintenance Supervisors.
- TM/SRMC/SF maintenance crews cleaned and degreased toll lanes on Trenton Morrisville toll plaza.
- TM/SRMC/SF maintenance crews replaced and repaired damaged foot walk boards at Calhoun St. and Lower Trenton toll supported bridge.
- TM/ SRMC/SF maintenance crews repaired damaged streetlight on Trenton Morrisville off ramp.
- TM/SRMC/SF maintenance crews repaired W letter on Trenton Makes World Takes sign.
- TM/SRMC/SF maintenance crews continued street sweeping program on Route 295.
- TM/SRMC/SF maintenance crews cleaned, and power washed lights under canal bridge.
- TM/SRMC/SF maintenance crews replaced roadway sign and posts on route 295 west roadway.
- TM/SRMC/SF maintenance crews used specialized equipment to unclog three bridge deck drains under 295.
- TM/SRMC/SF maintenance crews removed graffiti from sound barrier wall on 295 west in Pennsylvania.
- New Hope maintenance crews provided crash vehicle for repairs to Transcore equipment at NHL toll plaza.
- New Hope maintenance crews removed trees and debris from Washington Crossings, New Hope, Centre Bridge Stockton, and Scudder Falls bridge piers.
- New Hope maintenance crews assisted TM maintenance with light repairs on Route 29.
- New Hope maintenance crews mounted new State line signs on New Hope Toll Supported Bridge.

DELAWARE RIVER JOINT TOLL BRIDGE COMMISSION
Meeting of April 28, 2025

- New Hope maintenance crews removed all snow fence in preparation for spring lawn maintenance season.
- New Hope maintenance crews removed stone and dirt on back parking lot and placed weed barrier on lawn.
- New Hope maintenance crews assisted New Jersey State Police with installation of license plate readers on NHL toll supported bridge.
- I-78 maintenance crews rain street sweeper and repaired potholes on I-78 westbound roadway.
- I-78 Maintenance crews removed snow fencing on and off ramps on I-78 in preparation for spring lawn care season.
- I-78 maintenance crews restored and repainted wooden decorative DRJTBC sign.
- I-78 maintenance crews cleaned up and chipped all brush and tree limbs that fell during the winter season.
- I-78 maintenance crews installed two light poles and fixtures on the highway due to accidents.
- I-78 maintenance crews repaired plumbing leak on outdoor fire hydrant located in Welcome Center area.
- Easton Phillipsburg maintenance crews crack sealed and repaired potholes on Route 22 east and west roadway.
- Easton Phillipsburg maintenance crews repainted pavement markings on roadway at Milford-Upper Black Eddy toll supported bridge.
- Easton Phillipsburg maintenance crews replaced damaged shingles on Milford toll supported bridge shelter.
- Easton Phillipsburg maintenance crews repaired water heater at Riverton-Belvidere toll supported bridge.
- Easton Phillipsburg maintenance crews completed concrete repairs around the area of the Easton Phillipsburg administration building.
- Easton Phillipsburg maintenance crews prepared landscaping beds for spring planting season.

DELAWARE RIVER JOINT TOLL BRIDGE COMMISSION
Meeting of April 28, 2025

- Easton Phillipsburg maintenance crews provided height bollard setup for contractor at Uhlerstown-Frenchtown bridge.
- Portland-Columbia Maintenance crews removed debris in yard in preparation for spring season.
- Portland-Columbia maintenance crews repaired leaking valve on water main in administration building basement.
- Portland-Columbia maintenance crews assisted office basics with janitor equipment installation.
- Portland- Columbia maintenance crews repaired concrete spalls on bridge piers one and two as listed in GEC inspection report.
- Delaware Water Gap maintenance crews repaired leaking joints in tunnel to toll plaza with concrete injection.
- Delaware Water Gap Maintenance crews cleaned screen filters on ductless heating system in Sargent's office.
- Delaware Water Gap Maintenance crews assisted heating vendor with relocating condensing unit.
- Delaware Water Gap maintenance crews assisted lane closure for Penn Dot Bridge inspection.
- Delaware Water Gap maintenance crews patched potholes on eastbound and westbound Route 80.
- Delaware Water Gap maintenance crews cleaned drains and inlet in preparation for impending storm.
- Milford-Montague maintenance crews replaced all ceiling tiles in training and conference room.
- Milford-Montague maintenance crews installed L.E.D lights in training and conference room, relocated others to make it uniform.
- Milford-Montague maintenance crews repaired wash out areas on back road that is under main river bridge.

DELAWARE RIVER JOINT TOLL BRIDGE COMMISSION
Meeting of April 28, 2025

- Milford-Montague maintenance crews swept roadways and ramps with street sweeper.
- Milford-Montague maintenance crews shampooed carpets and installed new television in training room.

Fleet Department

- SCAG Zero Turn mower received at NHL facility.
- EP facility received two new snow brooms.
- Ventrac snow machine was delivered to EP facility.
- DWG facility received their Electric Welder.
- DWG also received their Arrow Board Trailer.
- Four Laneblade units scheduled to be installed.
- Ford F-750 for EP facility scheduled for delivery second week of April.
- Landscape Trailer scheduled for delivery to LH facility first week of April.
- Deck Over trailer scheduled for delivery to LH facility also first week of April.
- EP received tractor attachments for John Deere X758 machine.
- All new assets accounted for in Maximo with appropriate registration and insurance as required.

Repairs

- NHL- Actuator solenoid purchased and repaired in house.
- SF- Trafcon Sign Board repaired in house.
- PSBS- BP# 6 starting glitch diagnosed and repaired in house.
- I78- Mack hoist hinge being replaced. At vendor for install/ repair.
- DWG- Spare trailer tire and rim ordered.
- SRMC- 6 tires purchased for replacement on Tower truck.
- I78- Green Climber piston cylinders rebuilt. New tracks received as well.

Miscellaneous Items

- Registration renewals submitted as needed.
- Added new vehicles/ equipment to Fleet insurance as needed.
- Supplied accounting with new asset spread sheets.

Charles Slack, Regional Maintenance Supervisor, New Hope-Lambertville

[illegible]

Central Region

LeVar Talley, Director of Maintenance

Richard Taitt Deputy Director of Maintenance

A/ John Penrose, Regional Maintenance Supervisor, I-78

Nat Amato, Regional Maintenance Supervisor, Easton-Phillipsburg

Easton-Phillipsburg Toll Bridge

[illegible]

I-78 Toll Bridge

[illegible]

Northern Region

LeVar Talley, Director of Maintenance

Richard Taitt Deputy Director of Maintenance

William Kresge, Regional Maintenance Supervisor - Portland Columbia

James Gower, Regional Maintenance Supervisor - Delaware Water Gap

Matt Meeker, Regional Maintenance Supervisor - Milford-Montague

Portland-Columbia Toll Bridge

[illegible]

Delaware Water Gap Toll Bridge

[illegible]

Milford-Montague Toll Bridge

[illegible]

DELAWARE RIVER JOINT TOLL BRIDGE COMMISSION

Meeting of April 28, 2025

USE OF FACILITIES REQUEST REPORT

MONTH OF MARCH 2025

| SUBJECT | DESCRIPTION | PAGE NUMBER |
|-------------------|-----------------------------------------------|----------------|
| Use of Facilities | Use of Facilities Request-Month of March 2025 | 1 |
| | | |

DELAWARE RIVER JOINT TOLL BRIDGE COMMISSION

Meeting of April 28, 2025

PROPERTY REPORT

Use of Commission Facilities

| Facility | Organization | Date/Time | Description of Use |
|---------------------------------------|---------------------|----------------------------------------|----------------------------------------------------------------------|
| Delaware Water Gap | First Energy JCPL | March 14, 2025, through March 21, 2025 | Vegetation Management exit 1 off I 80 |
| Northampton St. Toll Supported Bridge | Elizabethtown Gas | March 24, 2025, through March 28, 2025 | Skoda Contracting installation of gas main Union Square Phillipsburg |
| | | | |