

DELAWARE RIVER
JOINT TOLL BRIDGE COMMISSION
MINUTES
MEETING OF APRIL 27, 2026

DELAWARE RIVER JOINT TOLL BRIDGE COMMISSION

MEMBERS OF THE COMMISSION

NEW JERSEY

HONORABLE ALADAR KOMJATHY

Chairman

HONORABLE MICHAEL B. LAVERY

Treasurer

HONORABLE WALTER ORCUTT

HONORABLE LORI CIESLA

HONORABLE JOHN DI VERONICA

PENNSYLVANIA

HONORABLE PAMELA JANVEY

Vice Chair

HONORABLE DANIELLA YOUNG

HONORABLE ISMAIL A. SHAHID

HONORABLE DANIEL GRACE

Secretary

HONORABLE JOHN D. CHRISTY

DELAWARE RIVER JOINT TOLL BRIDGE COMMISSION

STANDING COMMITTEES

FINANCE, INSURANCE MANAGEMENT AND OPERATIONS

PENNSYLVANIA: Janvey*, Shahid

NEW JERSEY: Ciesla, Komjathy

PROJECTS, PROPERTY AND EQUIPMENT

PENNSYLVANIA: Christy, Young

NEW JERSEY: Lavery*, Orcutt

PROFESSIONAL SERVICES

PENNSYLVANIA: Christy*, Janvey

NEW JERSEY: Komjathy, Orcutt

PERSONNEL

PENNSYLVANIA: Young, Grace

NEW JERSEY: Komjathy*

AUDIT COMMITTEE

PENNSYLVANIA: Janvey, Shahid*

NEW JERSEY: Lavery

ADMINISTRATIVE COMMITTEE

PENNSYLVANIA: Grace, Shahid

NEW JERSEY: Ciesla, Orcutt

Chairman and Vice Chair are Ex-Officio of All Committees

*Chairperson of Committee

DELAWARE RIVER JOINT TOLL BRIDGE COMMISSION
RECAPITULATION OF COMMITTEE MEMBERSHIP

Lavery	(1)	Projects, Property and Equipment (Chairperson)
	(2)	Audit Committee
 Di Veronica		
Orcutt	(1)	Projects, Property and Equipment
	(2)	Professional Services
	(3)	Administrative Committee
Ciesla	(1)	Finance, Insurance Management Operations
	(2)	Administrative Committee
Komjathy	(1)	Ex-Officio of all Committees
	(2)	Finance, Insurance Management Operations
	(3)	Professional Services
	(4)	Personnel (Chairperson)
Janvey	(1)	Ex-Officio of all Committees
	(2)	Finance, Insurance Management and Operations (Chairperson)
	(3)	Audit Committee
	(4)	Professional Services
Grace	(1)	Administrative Committee
	(2)	Personnel Committee (Chairperson)
Christy	(1)	Projects, Property and Equipment
	(2)	Professional Services (Chairperson)
Young	(1)	Projects, Property and Equipment
	(2)	Personnel
Shahid	(1)	Finance, Insurance Management Operations
	(2)	Audit Committee (Chairperson)
	(3)	Administrative Committee

DELAWARE RIVER JOINT TOLL BRIDGE COMMISSION

PROFESSIONAL ASSOCIATES

CONSULTING ENGINEERS

PICKERING, CORTS & SUMMERSON, INC.
Newtown, Pennsylvania

GENERAL COUNSEL

ARCHER
Philadelphia, Pennsylvania

FLORIO, PERRUCCI, STEINHARDT,
CAPPELLI & TIPTON
Easton, Pennsylvania

LABOR COUNSEL

STRADLEY, RONON
Philadelphia, Pennsylvania

CHISEA, SHAHINIAN & GIANTOMASI
West Orange, New Jersey

AUDITOR

SB & Company
Owings Mills, MD

FINANCIAL ADVISOR

ACACIA FINANCIAL GROUP
Mt. Laurel, New Jersey

COMMUNICATIONS CONSULTANT

BELLEVUE COMMUNICATIONS
Philadelphia, Pennsylvania

INVESTMENT ADVISOR

STONERIDGE PMG ADVISORS, LLC
Radnor, Pennsylvania

DELAWARE RIVER JOINT TOLL BRIDGE COMMISSION

ORGANIZATION CHART

COMMISSIONERS

Executive Director
Joseph J. Resta

Chief Engineer
Kevin Skeels

Assistant Chief Engineer
Steven Burke

**Deputy Executive Director
of Operations**
Mark Murranko

Senior Director of Public
Safety & Bridge Security
Matthew Hartigan

Director of Control
Center & ESS
Operations
J. Eric Freeman

Director of Bridge
Operations
Michele Gara

Senior Director of
Maintenance & Fleet
Operations
LeVar Talley

Director of
Maintenance &
Fleet Operations
Richard Taft

**Deputy Executive Director
of Communications**
Joseph Donnelly

Director of Community Affairs
Jodee Inscho

**Chief Administrative
Officer**
Arnold Conoline

Director of Contract
Compliance
Nicholas Haynes

Director of E-ZPass
Phillip Calabro

Senior Director of Information
Technology
John Bencivengo

Director of Purchasing
Philip Abate

Senior Director of Human
Resources & Training
Joanna Cruz

Director of Training
Jack Baum

Director of
Workplace Safety
William Hauck

Chief Financial Officer
Qiyao Zhao

Comptroller
Charmaine Graves

Director of Electronic Toll
System Audit
Robert Angelastro



DELAWARE RIVER JOINT TOLL BRIDGE COMMISSION

Meeting of April 27, 2026

INDEX TO MINUTES

	PAGE
1. Call to Order.....	1
2. Appearances.....	1 - 2
3. Roll Call.....	2
4. Welcome Remarks of the Executive Director	2
5. Introduction of Comments from the Public.....	2 - 3
6. Executive Director’s Report.....	3
7. Approval of Minutes for Commission Meeting held March 30, 2026.....	3 - 4
8. Approval of Operations Report-Month of March 2026.....	4
9. Authorize Bond Refinancing.....	4 - 13
10. Job Order Contracting Program Manager Consultant C-727A, Scope Reduction, Three Year Extension & Additional Funding.....	13 - 14
11. Professional Engineering Services 2026 Underwater Inspection of the Toll and Toll-Supported Bridges, Contract C-821A, Award of Contract.....	14 - 15
12. Job Order Contract No. T/TS-817A for Construction Services North and South Regions, Award of Contract.....	15 - 16
13. Job Order Contract No. T/TS-817B for Construction Services North and South Regions, Award of Contract.....	16
14. Job Order Contract No. T/TS-817C for Construction Services North and South Regions, Award of Contract.....	16 - 17

DELAWARE RIVER JOINT TOLL BRIDGE COMMISSION

Meeting of April 27, 2026

15. Promotion of Xinia Abate to Custodial Supervisor, Southern Region.....	17
16. Promotion of Zachary Varju to Toll-Supported Bridge Corporal, Central Region.....	17 - 18
17. Promotion of Maintenance Employee (1) Individual.....	18
18. Promotion of Public Safety & Bridge Security Employee (1) Individual.....	18 - 19
19. Approval of Retirement Benefits, Charles Slack, Regional Maintenance Supervisor.....	19
20. Approve Payment of Invoices, Chiesa, Shahinian & Giantomasi, NJ Labor Counsel.....	20
21. Approve Payment of Invoices, Stradley Ronon, PA Labor Counsel.....	20 - 21
22. Approve Payment of Invoices, Florio, Perrucci, Steinhardt and Cappelli, NJ General Counsel	21
23. Invite Any Comments from the Public.....	21 - 22
24. Proclamation of the Commissioners- Yuki Moore Laurenti.....	22 - 27
25. Scheduling of the May 18, 2026 “Annual Meeting”.....	27
26. Adjournment.....	27 - 28

DELAWARE RIVER JOINT TOLL BRIDGE COMMISSION
Meeting of April 27, 2026

CALL TO ORDER

The Regular Monthly Meeting of the Delaware River Joint Toll Bridge Commission was called to order at the Scudder Falls Administration Building via Microsoft Teams and in person on Monday, April 27, 2026, at 10:31 a.m. pursuant to notice properly forwarded to each member in compliance with the by-laws. Joseph J. Resta, Executive Director, presided at this meeting.

APPEARANCES:

COMMISSION MEMBERS:

Hon. Aladar Komjathy (New Jersey)
Hon. Pamela Janvey (Pennsylvania)
Hon. John Di Veronica (New Jersey)
Hon. Lori Ciesla (New Jersey)
Hon. John Christy (Pennsylvania)
Hon. Michael Lavery (New Jersey)
Hon. Walter Orcutt (New Jersey)
Hon. Ismail Shahid (Pennsylvania)

COMMISSION MEMBERS ABSENT:

Hon. Daniella Young (Pennsylvania)
Hon. Daniel Grace (Pennsylvania)

COMMISSION COUNSEL:

Shelley Smith, Archer Law, Pennsylvania
Katy Fina, Florio, Perrucci, Steinhardt & Cappelli, New Jersey
Brian O'Neill, Chiesa, Shahinian & Giantomasi, New Jersey
Jonathan Bloom, Stradley Ronon, Pennsylvania

GOVERNORS' REPRESENTATIVES:

Blair Gerold, NJ Governor's Office
Anthony Luker, PA Governor's Office

COMMISSION STAFF MEMBERS:

Joseph Resta, Executive Director
Arnold Conoline, Chief Administrative Officer
Kevin Skeels, Chief Engineer
Qiyao (Tracy) Zhao, Chief Financial Officer
Joseph Donnelly, Deputy Executive Director of Communications
Charmaine Graves, Comptroller

DELAWARE RIVER JOINT TOLL BRIDGE COMMISSION
Meeting of April 27, 2026

Charles Stracciolini, Program Manager of Technology
Mark Murranko, Deputy Executive Director of Operations
Jodee Inscho, Director of Community Affairs
Donna Tronolone, Administrative Generalist, Executive Office
Heather McConnell, Executive Administrative Generalist/Commissioner Liaison

PROFESSIONAL ASSOCIATES:

Alex Styer, Bellevue Associates

OTHERS:

Yuki Moore Laurenti-former NJ Commissioner
Jeffrey Laurenti-Spouse of NJ former Commissioner
Priscilla Linden-Upper Makefield Township

ROLL CALL

Joseph Resta, Executive Director, in his capacity as Secretary for this Meeting called the roll, and at the conclusion thereof, reported that there was a quorum present, three members present from the Commonwealth of Pennsylvania, and five members present from the State of New Jersey.

WELCOMING REMARKS OF THE EXECUTIVE DIRECTOR

Executive Director Resta welcomed those persons whose identities are set forth hereinabove under "Appearances".

INTRODUCE ANY COMMENTS FROM THE PUBLIC

Executive Director Resta addressed the meeting and said:

We do want to welcome our visitors this morning. We have former Commissioner Laurenti and her husband, Jeffrey, and Priscilla Linden from Upper Makefield. This is the portion of the meeting where we invite public comments on the agenda. This is solely for the agenda items. Procedures for public comment are as follows: Speakers will be allowed one three-minute time frame to provide comment. There will be no repeat speakers, and there will be no yielding time to another speaker. There will be another portion of the meeting where we have new business comments, so if you wish to make comments on items that are not on the agenda, there will be an opportunity for you a little bit later in the meeting to do so. Does anyone on-line or, Ms. Linden, have any comments on the actual agenda items for this meeting?

Priscilla Linden of Upper Makefield Township addressed the meeting and said:

Is the Washington Crossing Bridge on the agenda?

DELAWARE RIVER JOINT TOLL BRIDGE COMMISSION
Meeting of April 27, 2026

Executive Director Resta addressed the meeting and said:

No. That will be a little bit later in the meeting for that. Okay. Thank you.

EXECUTIVE DIRECTOR'S REPORT

Good morning, commissioners, we have numerous resolutions for your consideration today, so I will keep my remarks brief. The commission's auditor, SB & Company, has completed its field work for the 2025 Audit, which will be presented to the board for adoption in the coming months in accordance with the commission's bond indenture. After adoption, an independent audit will be available to the public on our DRJTBC website.

In April of 2025, staff evaluated the longer-term 10-year capital needs of the commission, analysis of which resulted in developing a plan of finance that included the toll adjustment that went into place in January, along with the sale of DRJTBC bonds to fund a portion of the capital program. Today's agenda includes a resolution authorizing the sale of commission bonds, along with the draft documents necessary for the transactions. The new money offering will be coupled with the current refunding of our 2015 bond issue, and the tender offer for our 2017 bond issue. Our bond team has been working diligently over the past few months, in preparation for both today and the coming bond sales.

Also on today's agenda are resolutions to support the Job Order Contracting or JOC services, both contracting and program management. The JOC program has developed into a vital component of our mission, undertaking and completing smaller projects that are difficult to bid but equally important as our more structured design-bid-build projects.

We ask for your support for all of today's resolutions.

There is a proclamation describing former Commissioner Laurenti's accomplishments for her long tenure at the commission, which will be read into the record shortly. Commissioner Laurenti's participation here has been impactful and is a testament to her many years of commitment to public service.

Thank you, commissioners, this concludes my report.

APPROVAL OF MINUTES FOR REGULAR COMMISSION MEETING MARCH 30, 2026

R: 5400-04-26-ADM-01-04-26

Executive Director Resta addressed the meeting and requested the adoption of a Resolution approving the Minutes of the Commission Meeting held March 30, 2026.

At the conclusion of the review, Chairman Komjathy moved and Vice Chair Janvey seconded the adoption of the following Resolution:

DELAWARE RIVER JOINT TOLL BRIDGE COMMISSION
Meeting of April 27, 2026

"RESOLVED: by the Delaware River Joint Toll Bridge Commission at its Regular Meeting assembled this 27th Day of April 2026 that the Minutes of the Regular Commission Meeting held on March 30, 2026, are hereby approved."

Executive Director Resta reported that there were five affirmative votes from New Jersey, and three affirmative votes from Pennsylvania.

Executive Director Resta then invited any further questions on the Resolution. No further questions were presented, and the Resolution was unanimously adopted.

APPROVAL OF OPERATIONS REPORT-MONTH OF MARCH 2026

R: 5401-04-26-ADM-02-04-26

Executive Director Resta addressed the meeting and asked if there were any questions on any of the reports contained in the "Operations Report".

At the conclusion of the review, Vice Chair Janvey moved and Chairman Komjathy seconded the adoption of the following Resolution:

"RESOLVED: by the Delaware River Joint Toll Bridge Commission at its Regular Meeting assembled this 27th Day of April 2026 that the Operations Report, which reflects Commission activity for the month of March 2026, is hereby approved."

Executive Director Resta reported that there were five affirmative votes from New Jersey, and three affirmative votes from Pennsylvania.

Executive Director Resta then invited any further questions on the Resolution. No further questions were presented, and the Resolution was unanimously adopted.

AUTHORIZE BOND REFINANCING

R: 5402-04-26-FIN-01-04-26

Executive Director Resta addressed the Meeting and asked the Commission Members, if, after their review, there were any questions.

At the conclusion of the review, Chairman Komjathy moved and Vice Chair Janvey seconded the adoption of the following Resolution:

**RESOLUTION OF THE DELAWARE RIVER JOINT TOLL BRIDGE
COMMISSION AUTHORIZING THE SALE, ISSUANCE AND DELIVERY
OF ITS: (I) BRIDGE SYSTEM REVENUE BONDS, SERIES 2026A, IN AN
AGGREGATE PRINCIPAL AMOUNT OF NOT EXCEEDING
\$200,000,000; (II) BRIDGE SYSTEM REVENUE REFUNDING BONDS,
SERIES 2026B, IN AN AGGREGATE PRINCIPAL AMOUNT OF NOT
EXCEEDING \$55,000,000, AND (III) BRIDGE SYSTEM REVENUE**

DELAWARE RIVER JOINT TOLL BRIDGE COMMISSION
Meeting of April 27, 2026

**REFUNDING BONDS, SERIES 2026C, IN AN AGGREGATE PRINCIPAL
AMOUNT OF NOT EXCEEDING \$200,000,000; AUTHORIZING AND
APPROVING FORMS OF FINANCING DOCUMENTS TO BE EXECUTED
IN CONNECTION WITH SAID BONDS; AND AUTHORIZING SUCH
FURTHER ACTIONS AND MAKING SUCH DETERMINATIONS AS
MAY BE NECESSARY OR APPROPRIATE TO EFFECTUATE THE
SALE, ISSUANCE AND DELIVERY OF SAID BONDS, THE FINANCING
OF THE 2026 PROJECTS AND THE UNDERTAKING AND
COMPLETION OF A TENDER OFFER FOR THE COMMISSION'S
SERIES 2017 BONDS**

“WHEREAS, the Delaware River Joint Toll Bridge Commission (the “Commission”) is now desirous of authorizing the issuance, sale and delivery, pursuant to: (i) the Compact (as defined herein); (ii) this Resolution authorizing, among other things, the issuance, sale and delivery of the Series 2026 Bonds (as defined herein); and (iii) the Trust Indenture, dated as of January 1, 2003 (the “Original Indenture”), between the Commission and TD Bank, National Association, as successor to Commerce Bank, National Association, as trustee (the “Trustee”), as previously amended and supplemented by eleven supplemental indentures (the “Supplemental Indentures”); as further amended and supplemented by a Twelfth Supplemental Trust Indenture to be entered into by the Commission and the Trustee (the “Twelfth Supplemental Indenture” and, together with the Original Indenture, as heretofore amended and supplemented by the Supplemental Indentures, the “Indenture”), of Additional Bonds (as defined in the Indenture), in one or more series, on a tax-exempt basis, in the form of bonds, notes or other obligations permitted under the Indenture (the “Series 2026 Bonds”), the proceeds of which shall be utilized to finance, together with other moneys of the Commission, (i) the Costs (as defined in the Indenture) of the 2026 Projects (as defined herein); (ii) a deposit into the Debt Service Reserve Fund necessary to satisfy the Debt Service Reserve Fund Requirement; and (iii) costs of issuance of the Series 2026 Bonds, including the payment of the premium for a bond insurance policy, if necessary; and

“WHEREAS, the Series 2026 Bonds shall be issued in the form of fixed rate Bonds and shall constitute Long-Term Indebtedness (as defined in the Indenture) for all purposes of the Indenture; and

“WHEREAS, it is necessary and appropriate for the Commission to authorize and approve the issuance, sale and delivery of the Series 2026 Bonds, the financing of the 2026 Projects and the undertaking and completion of the Tender Offer (as defined herein), and the execution and delivery of such documents and instruments and the taking of such actions as are necessary or appropriate to effectuate the issuance, sale and delivery of the Series 2026 Bonds, the financing of the 2026 Projects and the undertaking and completion of the Tender Offer; and

“WHEREAS, capitalized terms used in this Resolution not otherwise defined shall have the meanings ascribed thereto in the Indenture.

“NOW, THEREFORE, BE IT RESOLVED, by the Delaware River Joint Toll Bridge Commission at its Regular Meeting assembled this 27th day of April, 2026, as follows:

DELAWARE RIVER JOINT TOLL BRIDGE COMMISSION
Meeting of April 27, 2026

ARTICLE I
DEFINITIONS AND INTERPRETATIONS

Section 1.01 Short Title. This resolution may hereafter be cited by the Commission, and is hereinafter sometimes referred to as, the "Resolution".

Section 1.02 Definitions. The following terms that are used as defined terms herein shall, unless the context clearly requires otherwise, have the meanings set forth below: "Co-Bond Counsel" or "Bond Counsel" means, collectively, Dilworth Paxson LLP and Wilentz, Goldman & Spitzer, P.A., and either such firm in their individual capacity as Bond Counsel. "Commission Officer" means the Chairman, the Vice Chairman, the Secretary, the Treasurer, the Chief Financial Officer, the Executive Director or a Deputy Executive Director of the Commission, or any other commissioner, officer or employee of the Commission authorized to perform specific acts or duties by a resolution duly adopted by the Commission, a certified copy of which shall be on file with the Trustee. "Compact" means the Agreement Between the State of New Jersey and the Commonwealth of Pennsylvania creating the Delaware River Joint Toll Bridge Commission as a Body Corporate and Politic and Defining Its Power and Duties, dated December 19, 1934, as such Agreement has been heretofore or may hereafter be amended and supplemented, which Agreement has heretofore been authorized by certain Acts of the Senate and General Assembly of the State of New Jersey and certain Acts of the General Assembly of the Commonwealth of Pennsylvania and heretofore consented to by certain Acts of the Congress of the United States. "Continuing Disclosure Agreement" means, with respect to the Series 2026 Bonds, the agreement between the Commission and Digital Assurance Certification, L.L.C., as dissemination agent (or other dissemination agent appointed by the Commission), in order to assist the Underwriters of the Series 2026 Bonds in complying with Rule 15c2-12(b)(5) of the United States Securities and Exchange Commission. "Contract of Purchase" means one or more contracts of purchase relating to the Series 2026 Bonds to be entered into and executed by the Commission and the representative of the Underwriters on the date of sale of the Series 2026 Bonds. "Counsel" means an attorney who may be counsel for the Commission. "Dealer Manager Agreement" means the Dealer Manager Agreement to be entered into and executed by the Commission and the Dealer Managers relating to the Tender Offer. "Dealer Managers" means RBC Capital Markets, LLC, appointed by the Commission as the lead dealer manager for the Tender Offer and Wells Fargo Bank, National Association, appointed by the Commission as the co-dealer manager for the Tender Offer. "Escrow Agent" means TD Bank, National Association, and its successors and assigns. "Escrow Deposit Agreement" means the Escrow Deposit Agreement to be entered into and executed by the Commission and the Escrow Agent in connection with refunding, redemption and/or legal defeasance of all or a portion of the Series 2015 Bonds. "Fiduciary" means the Trustee, a Paying Agent or the Registrar, or any or all of them, as the case may be. "Invitation to Tender Bonds" means the Commission's Invitation to Tender Bonds to be sent to the beneficial owners of the Series 2017 Bonds pursuant to which the Commission invites such beneficial owners to tender Series 2017 Bonds for purchase pursuant to the terms and conditions of the Tender Offer more fully described therein. "Paying Agent" and "Registrar" means, initially, the Trustee. "Purchased Series 2017 Bonds" means the Series 2017 Bonds which have been tendered to, and accepted for purchase by, the Commission in accordance with the terms and provisions of the Invitation to

DELAWARE RIVER JOINT TOLL BRIDGE COMMISSION
Meeting of April 27, 2026

Tender Bonds. "Series 2015 Bonds" means the Commission's Bridge System Revenue Refunding Bonds, Series 2015, originally issued in the aggregate principal amount of \$86,505,000 of which \$56,640,000 is currently outstanding. "Series 2017 Bonds" means the Commission's Bridge System Revenue Bonds, Series 2017, originally issued in the aggregate principal amount of \$430,250,000 of which \$421,785,000 is currently outstanding. "Series 2026A Bonds" means the Commission's Bridge System Revenue Bonds, Series 2026A, issued in the aggregate principal amount of not exceeding \$200,000,000. "Series 2026B Bonds" means the Commission's Bridge System Revenue Refunding Bonds, Series 2026B, issued in the aggregate principal amount of not exceeding \$55,000,000. "Series 2026C Bonds" means the Commission's Bridge System Revenue Refunding Bonds, Series 2026C, issued in the aggregate principal amount of not exceeding \$200,000,000. "Tender Offer" means the Commission's offer to purchase outstanding Series 2017 Bonds from the beneficial owners thereof on the terms and conditions more fully described in the Invitation to Tender Bonds. "2026 Capital Project" means that portion of the capital improvements to the Commission's System included in a current or future ten-year Capital Plan approved by the Commission, to be financed with the proceeds of the Series 2026A Bonds, together with all necessary and incidental equipment, apparatus, structures and appurtenances and including all rights-of-way and easements and all personal property that is necessary or desirable for the efficient operation of such improvements, including, without limitation, all real and personal property and rights therein and any appurtenances that are necessary or useful and convenient therefor. "2026 Projects" means, collectively, (i) the 2026 Capital Project and the 2026 Refunding Project, (ii) the funding of a deposit to the Debt Service Reserve Fund to satisfy the Debt Service Reserve Requirement, if necessary, and (iii) the payment of the costs of issuance of the Series 2026 Bonds. "2026 Refunding Project" means (i) the refunding, redemption and/or legal defeasance of all or a portion of the outstanding Series 2015 Bonds, and (ii) the purchase and cancellation of the Purchased Series 2017 Bonds. "Underwriters" means RBC Capital Markets, LLC appointed by the Commission in its capacity as senior manager for the Series 2026 Bonds, as well as any other members of an underwriting syndicate headed by such firm with respect to the Series 2026 Bonds, contingent upon the Underwriters accepting the terms set forth herein or other such terms as determined by a Commission Officer.

Section 1.03 Severability. If any one or more of the provisions, covenants or agreements contained in this Resolution to be performed by the Commission or by any Fiduciary or agent should be contrary to law, then such provision or provisions, covenant or covenants or agreement or agreements shall be deemed separable from the remaining provisions, covenants and agreements and shall in no way affect the validity of the other provisions of this Resolution or of the Series 2026 Bonds.

Section 1.04 Applicable Law. This Resolution is adopted pursuant to the Compact.

ARTICLE II
AUTHORIZATION OF 2026 PROJECTS AND TENDER OFFER;
APPROVAL OF DOCUMENTS

Section 2.01 Authorization of 2026 Projects and Tender Offer. The Commission hereby declares the 2026 Projects and the Tender Offer to be authorized undertakings of the Commission and authorizes and directs a Commission Officer to execute and deliver all documents necessary

DELAWARE RIVER JOINT TOLL BRIDGE COMMISSION
Meeting of April 27, 2026

to enable the Commission to finance the Costs of the 2026 Projects and undertake and complete the Tender Offer.

Section 2.02 Authorization of Series 2026A Bonds. (A) The Commission hereby authorizes the issuance of the Series 2026A Bonds, in one or more series, on a tax-exempt basis, in the aggregate principal amount of not exceeding \$200,000,000, as fixed rate Series 2026A Bonds, the proceeds of which will be used to: (i) fund a deposit to the Construction Fund to finance the Costs of the 2026 Capital Project; (ii) fund a deposit to the Debt Service Reserve Fund to satisfy the Debt Service Reserve Requirement; and (iii) pay the costs of issuance of the Series 2026A Bonds, including the payment of the premium for a bond insurance policy, if necessary.

(B) Any Commission Officer is hereby authorized to execute and deliver on behalf of the Commission a Contract of Purchase by and between the Commission and the representative of the Underwriters for the Series 2026A Bonds, in the form presented at this meeting, with such changes as shall be approved by a Commission Officer with the advice of Co- Bond Counsel and the Commission's Counsel (such approval to be evidenced by such Commission Officer's execution thereof), for the purchase of the Series 2026A Bonds at the price or prices to be agreed upon; provided, however, that: the Underwriters' compensation (average takedown) in connection with the purchase and re-offering of the Series 2026A Bonds shall not exceed \$4.00 per thousand dollars of Series 2026A Bonds, plus the reasonable and customary Underwriters' expenses, including Underwriters' counsel. A copy of the Contract of Purchase for the Series 2026A Bonds as executed shall be filed with the records of the Commission.

(C) The 2026A Bonds shall be issued, shall be in the denominations, shall be numbered and shall be dated initially as provided in the Twelfth Supplemental Indenture, shall bear interest from the date of issuance thereof at the rates provided in the Twelfth Supplemental Indenture, shall be issued as fixed rate Series 2026A Bonds and shall be payable as provided for in the Indenture and in the Twelfth Supplemental Indenture.

(D) The Series 2026A Bonds shall mature or be subject to mandatory sinking fund redemption on the dates and in the year(s) and in the amounts as shall be set forth in the Twelfth Supplemental Indenture; provided, however, that the final maturity date of the 2026A Bonds will be no later than July 1, 2056 and shall not exceed any applicable provisions of the Compact.

(E) The Series 2026A Bonds shall bear interest at such rate or rates as set forth for the applicable maturities in the Twelfth Supplemental Indenture therefore; provided, however, that the net interest cost with respect to the Series 2026A Bonds shall not exceed six per cent (6.00%) per annum.

(F) The Series 2026A Bonds shall be subject to optional and mandatory sinking fund redemption as provided in the Twelfth Supplemental Indenture; provided, however, that any optional redemption premium shall not exceed 100%.

Section 2.03 Authorization of Series 2026B Bonds. (A) The Commission hereby authorizes the issuance of the Series 2026B Bonds, in one or more series, on a tax-exempt basis, in the aggregate principal amount of not exceeding \$55,000,000, as fixed rate Series 2026B Bonds, the proceeds of which will be used to: (i) refund, redeem and/or legally defease all or a portion of the Series 2015 Bonds, (ii) fund a deposit to the Debt Service Reserve Fund to satisfy the Debt Service Reserve Requirement; if necessary, and (iii) pay the costs of issuance of the Series 2026B Bonds, including the payment of the premium for a bond insurance policy, if necessary. (B) The Chairman, Vice Chairman, Executive Director or Deputy Executive Director of the Commission shall

DELAWARE RIVER JOINT TOLL BRIDGE COMMISSION
Meeting of April 27, 2026

determine whether and when to issue the Series 2026B Bonds with the advice of the Commission's Chief Financial Officer, Executive Director, Financial Advisor and Co-Bond Counsel, and to direct the Trustee to refund, redeem and/or legally defease all or a portion of the Series 2015 Bonds. (C) Any Commission Officer is hereby authorized to execute and deliver on behalf of the Commission a Contract of Purchase by and between the Commission and the representative of the Underwriters for the Series 2026B Bonds, in the form presented at this meeting, with such changes as shall be approved by a Commission Officer with the advice of Co- Bond Counsel and the Commission's Counsel (such approval to be evidenced by such Commission Officer's execution thereof), for the purchase of the Series 2026B Bonds at the price or prices to be agreed upon; provided, however, that: the Underwriters' compensation (average takedown) in connection with the purchase and re-offering of the Series 2026B Bonds shall not exceed \$4.00 per thousand dollars of Series 2026B Bonds, plus the reasonable and customary Underwriters' expenses, including Underwriters' counsel. A copy of the Contract of Purchase for the Series 2026B Bonds as executed shall be filed with the records of the Commission. (D) The Series 2026B Bonds shall be issued, shall be in the denominations, shall be numbered and shall be dated initially as provided in the Twelfth Supplemental Indenture, shall bear interest from the date of issuance thereof at the rates provided in the Twelfth Supplemental Indenture, shall be issued as fixed rate Series 2026B Bonds and shall be payable as provided in the Indenture and in the Twelfth Supplemental Indenture. (E) The Series 2026B Bonds shall mature or be subject to mandatory sinking fund redemption on the dates and in the year(s) and in the amounts as shall be set forth in the Twelfth Supplemental Indenture; provided, however, that the final maturity date of the Series 2026B Bonds will be no later than July 1, 2036 and shall not exceed any applicable provisions of the Compact. (F) The Series 2026B Bonds shall bear interest at such rate or rates as set forth for the applicable maturities in the Twelfth Supplemental Indenture therefor; provided, however, that the net interest cost with respect to the Series 2026B Bonds shall not exceed five per cent (5.00%) per annum. (G) The Series 2026B Bonds may be subject to optional and mandatory sinking fund redemption as provided in the Twelfth Supplemental Indenture; provided, however, that any optional redemption premium shall not exceed 100%.

Section 2.04 Authorization of Series 2026C Bonds. (A) The Commission hereby authorizes the issuance of the Series 2026C Bonds, in one or more series, on a tax-exempt basis, in the aggregate principal amount of not exceeding \$200,000,000, as fixed rate Series 2026C Bonds, the proceeds of which will be used to: (i) purchase and cancel the Purchased Series 2017 Bonds, (ii) fund a deposit to the Debt Service Reserve Fund to satisfy the Debt Service Reserve Requirement; if necessary, and (iii) pay the costs of issuance of the Series 2026C Bonds, including the payment of the premium for a bond insurance policy, if necessary. (B) The Chairman, Vice Chairman, Executive Director or Deputy Executive Director of the Commission shall determine whether and when to issue the Series 2026C Bonds with the advice of the Commission's Chief Financial Officer, Executive Director, Financial Advisor and Co-Bond Counsel, and to direct the Trustee to purchase and cancel the Purchased Series 2017 Bonds. (C) Any Commission Officer is hereby authorized to execute and deliver on behalf of the Commission a Contract of Purchase by and between the Commission and the representative of the Underwriters for the Series 2026C Bonds, in the form presented at this meeting, with such changes as shall be approved by a Commission Officer with the advice of Co- Bond Counsel and the Commission's Counsel (such approval to be evidenced by such Commission Officer's execution thereof), for the purchase of the Series 2026C Bonds at the price or prices to be agreed upon; provided, however, that: the Underwriters'

DELAWARE RIVER JOINT TOLL BRIDGE COMMISSION
Meeting of April 27, 2026

compensation (average takedown) in connection with the purchase and re-offering of the Series 2026C Bonds shall not exceed \$4.00 per thousand dollars of Series 2026C Bonds, plus the reasonable and customary Underwriters' expenses, including Underwriters' counsel. A copy of the Contract of Purchase for the Series 2026C Bonds as executed shall be filed with the records of the Commission. (D) The Series 2026C Bonds shall be issued, shall be in the denominations, shall be numbered and shall be dated initially as provided in the Twelfth Supplemental Indenture, shall bear interest from the date of issuance thereof at the rates provided in the Twelfth Supplemental Indenture, shall be issued as fixed rate Series 2026C Bonds and shall be payable as provided in the Indenture and in the Twelfth Supplemental Indenture. (E) The Series 2026C Bonds shall mature or be subject to mandatory sinking fund redemption on the dates and in the year(s) and in the amounts as shall be set forth in the Twelfth Supplemental Indenture; provided, however, that the final maturity date of the Series 2026C Bonds will be no later than July 1, 2047 and shall not exceed any applicable provisions of the Compact. (F) The Series 2026C Bonds shall bear interest at such rate or rates as set forth for the applicable maturities in the Twelfth Supplemental Indenture therefor; provided, however, that the net interest cost with respect to the Series 2026C Bonds shall not exceed five per cent (5.00%) per annum. (G) The Series 2026C Bonds may be subject to optional and mandatory sinking fund redemption as provided in the Twelfth Supplemental Indenture; provided, however, that any optional redemption premium shall not exceed 100%.

Section 2.05 Form of Bonds. The Series 2026 Bonds shall be issued in substantially the forms set forth in the Twelfth Supplemental Indenture, with such insertions, omissions or variations as may be necessary or appropriate.

Section 2.06 Delivery of Bonds. Following execution of the Series 2026 Bonds, any Commission Officer is hereby authorized to deliver the Series 2026 Bonds to the Trustee for authentication and, after authentication, to deliver or cause the Series 2026 Bonds to be delivered to the representative of the Underwriters or its agent against receipt of the purchase price or unpaid balance thereof.

Section 2.07 Approval of Twelfth Supplemental Indenture. The form of the Twelfth Supplemental Indenture presented at this meeting (an executed copy of which shall be presented to the Commission and filed with the records of the Commission) is hereby approved. Any Commission Officer is hereby authorized and directed to execute, acknowledge and deliver, and any other Commission Officer and Assistant Secretary is hereby authorized and directed to affix and attest the seal of the Commission to, the Twelfth Supplemental Indenture in such form, with such insertions and changes therein and any supplements thereto as Co-Bond Counsel and the Commission's Counsel may advise and the Commission Officer executing the same may approve, such approval to be evidenced conclusively by such Commission Officer's execution thereof.

Section 2.08 Approval of Escrow Deposit Agreement. The form of the Escrow Deposit Agreement presented at this meeting (an executed copy of which shall be filed with the records of the Commission) is hereby approved. Any Commission Officer is hereby authorized and directed to execute, acknowledge and deliver, and any other Commission Officer and Assistant Secretary is hereby authorized and directed to affix and attest the seal of the Commission to, the Escrow Deposit Agreement in such form and with such insertions and changes therein as Co-Bond Counsel and the Commission's Counsel may advise and the Commission Officer executing the same may approve, such approval to be evidenced conclusively by such Commission Officer's execution

DELAWARE RIVER JOINT TOLL BRIDGE COMMISSION
Meeting of April 27, 2026

thereof.

Section 2.09 Approval of Continuing Disclosure Agreement. The form of the Continuing Disclosure Agreement presented at this meeting (an executed copy of which shall be filed with the records of the Commission) is hereby approved. Any Commission Officer is hereby authorized and directed to execute, acknowledge and deliver, and any other Commission Officer and Assistant Secretary is hereby authorized and directed to affix and attest the seal of the Commission to, the Continuing Disclosure Agreement in such form and with such insertions and changes therein as Co-Bond Counsel and the Commission's Counsel may advise and the Commission Officer executing the same may approve, such approval to be evidenced conclusively by such Commission Officer's execution thereof.

Section 2.10 Approval of Dealer Manager Agreement. The form of the Dealer Manager Agreement presented at this meeting (an executed copy of which shall be filed with the records of the Commission) is hereby approved. Any Commission Officer is hereby authorized and directed to execute, acknowledge and deliver, and any other Commission Officer and Assistant Secretary is hereby authorized and directed to affix and attest the seal of the Commission to, the Dealer Manager Agreement in such form and with such insertions and changes therein as Co-Bond Counsel and the Commission's Counsel may advise and the Commission Officer executing the same may approve, such approval to be evidenced conclusively by such Commission Officer's execution thereof.

Section 2.11 Approval of Invitation to Tender Bonds. The form of the Invitation to Tender Bonds presented at this meeting (a final copy of which shall be filed with the records of the Commission) is hereby approved. Any Commission Officer is hereby authorized and directed to finalize and distribute the Invitation to Tender Bonds in such form and with such insertions and changes therein as Co-Bond Counsel and the Commission's Counsel may advise and the Commission Officer finalizing and distributing the Invitation to Tender Bonds may approve.

Section 2.12 Approval of Preliminary Official Statement and Official Statement. The distribution by the Underwriters of one or more Preliminary Official Statement(s) relating to the Series 2026 Bonds (a draft of which is presented at this meeting and shall be filed with the records of the Commission) (the "Preliminary Official Statement") is hereby authorized in such form, with such insertions, deletions and changes therein and any supplements thereto as Co-Bond Counsel and the Commission's Counsel may advise and the Commission Officer executing the same may approve, such approval to be evidenced conclusively by such Commission Officer's execution thereof. Any Commission Officer is hereby authorized to deem the Preliminary Official Statement "final" within the meaning of Rule 15c2-12 of the Securities and Exchange Commission and to execute and deliver a certificate to that effect. Any Commission Officer is hereby authorized to approve the contents and the form of the final Official Statement(s) with respect to the Series 2026 Bonds in the form of the Preliminary Official Statement together with the insertion of final pricing information. Any Commission Officer is hereby authorized to execute such final Official Statement on behalf of the Commission in such form, with such insertions, deletions and changes therein and any supplement thereto as Co-Bond Counsel and the Commission's Counsel may advise and the Commission Officer executing the same may approve, such approval to be evidenced conclusively by such Commission Officer's execution thereof.

DELAWARE RIVER JOINT TOLL BRIDGE COMMISSION
Meeting of April 27, 2026

Section 2.13 Bond Insurance Authorized. If necessary or desirable in connection with financing the 2026 Projects, any Commission Officer is hereby authorized to accept a commitment for a financial guaranty insurance policy insuring payment of the principal of and interest on all or a portion of the Series 2026 Bonds when due upon such terms and conditions acceptable to such Commission Officer (with the advice of Co-Bond Counsel and the Commission's Counsel) and to take all steps necessary to effect the issuance of such policy, including, without limitation, to execute and deliver a commitment for such insurance, to cause payment of the premium therefor and to cause provisions relating to such bond insurance policy to be included in the Twelfth Supplemental Indenture and any other applicable documents, instruments or certificates relating to the Series 2026 Bonds.

Section 2.14 Approval of Additional Bond Documents. The Commission hereby authorizes the preparation of all documents necessary to effect the sale, issuance and delivery of the Series 2026 Bonds, the financing of the 2026 Projects and the undertaking and completion of the Tender Offer, including, without limitation, the Series 2026 Bonds, a tax compliance or tax regulatory agreement, an escrow deposit agreement or agreements relating to the 2026 Refunding Project and such other agreements, documents, certificates and instruments as Co-Bond Counsel shall advise are necessary or appropriate to effect the issuance of the Series 2026 Bonds, the financing of the 2026 Projects and the undertaking and completion of the Tender Offer. The Commission Officers, with the advice of the Commission's Executive Director, the Commission's Chief Financial Officer, the Commission's Counsel and Co-Bond Counsel, are hereby authorized and directed to approve all such documents and to cause the execution and delivery of all such documents on behalf of the Commission.

ARTICLE III
APPOINTMENT OF PROFESSIONALS

Section 3.01 Appointment of Trustee and Escrow Agent. TD Bank, National Association, as successor in interest to Commerce Bank, National Association, with its corporate trust office located in Cherry Hill, New Jersey, is hereby appointed to act as the Trustee and the Escrow Agent in order to effect the issuance of the Series 2026 Bonds and the financing of the 2026 Projects.

Section 3.02 Appointment of Financial Printers and Other Advisors. The Commission Officers are hereby authorized and directed to select financial printers for the Preliminary Official Statement and the final Official Statement, a verification agent in connection with the 2026 Refunding Project, an information agent and tender agent for the Tender Offer, and any special counsel or co-counsel or other professional advisors for the Commission in connection with the 2026 Projects, and all matters related thereto.

ARTICLE IV
MISCELLANEOUS

Section 4.01 Ratings on the Series 2026 Bonds. The Commission Officers are hereby authorized and directed to take any and all actions necessary or proper to apply for and obtain a rating on the

DELAWARE RIVER JOINT TOLL BRIDGE COMMISSION
Meeting of April 27, 2026

Series 2026 Bonds from one or more of Fitch Ratings, Moody's Ratings, S&P Global Ratings or any other nationally recognized credit rating service, and all matters related thereto.

Section 4.02 Ratification of Prior Actions. All actions heretofore taken and all documents and instruments heretofore prepared or executed by or on behalf of the Commission in connection with the sale, issuance and delivery of the Series 2026 Bonds, the financing of the 2026 Projects and the undertaking and completion of the Tender Offer, and any matters related thereto are hereby ratified, confirmed and approved.

Section 4.03 Declaration of Official Intent. On December 22,2025, the Commission adopted a resolution (Item No. FIN-03-12-25), constituting a declaration of official intent under Treasury Regulation Section 1.150-2, expressing its intent to reimburse itself from the proceeds of tax exempt bonds issued by the Commission for expenditures previously paid by the Commission with respect to the 2026 Capital Project. Accordingly, a portion of the proceeds of the Series 2026A Bonds will be used by the Commission for such purpose.

Section 4.04 Authorized Act of Officers. Any Commission Officer is authorized and directed to do and perform all things, to execute and deliver, and any other Commission Officer and Assistant Secretary is hereby authorized and directed to affix and attest the seal of the Commission to, all certificates, documents, contracts, forms and instruments in the name of the Commission, to take all actions necessary and proper, including any actions not otherwise determined herein, and to make all payments necessary or, in their opinion, convenient so that the Commission may carry out or effect the sale, issuance and delivery of the Series 2026 Bonds, the financing of the 2026 Projects, the undertaking and completion of the Tender Offer and all other matters authorized in this Resolution.

Section 4.05 Filing. A copy of this Resolution shall be filed for public inspection in the office of the Commission.

Section 4.06 Repeals. All resolutions and parts of resolutions, to the extent the same are inconsistent herewith, are hereby rescinded and repealed.

Section 4.07 Effective Date. This Resolution shall be effective immediately.

Executive Director Resta reported that there were five affirmative votes from New Jersey, and three affirmative votes from Pennsylvania.

Executive Director Resta then invited any further questions on the Resolution. No further questions were presented, and the Resolution was unanimously adopted.

JOB ORDER CONTRACTING PROGRAM MANAGER CONSULTANT C-727A, SCOPE REDUCTION, THREE YEAR EXTENSION & ADDITIONAL FUNDING

R:5403-04-26-ENG-01-04-26

Executive Director Resta addressed the Meeting and asked the Commission Members if, after their review, there were any questions.

DELAWARE RIVER JOINT TOLL BRIDGE COMMISSION
Meeting of April 27, 2026

Chairman Komjathy addressed the meeting and said:

Joe, Gordian Group, can you just explain that?

Executive Director Resta addressed the meeting and said:

Gordian Group is a professional services consultant providing job order contracting services. They actually have the construction estimating portion of that on which the coming contractors resolutions base their bid upon, so the estimating portion is basically only available through the Gordian Group and is the actual kind of back office program for the job services.

Chairman Komjathy addressed the meeting and said:

Thank you.

At the conclusion of the review, Commissioner Shahid moved and Commissioner Di Veronica seconded the adoption of the following Resolution:

“RESOLVED: By the Delaware River Joint Toll Bridge Commission at its Regular Meeting assembled this 27th day of April 2026, that the Commission reduce the scope of Contract No. C-727A, Job Order Contracting Program Manager Consultant, to The Gordian Group, Inc. of Jenkintown, Pennsylvania, to eliminate the construction management portion of the services, extend the term of the agreement for a period of three (3) additional years, and increase the agreement not-to-exceed amount by \$750,000.

“RESOLVED: Identify the Operating or General Reserve Fund, as appropriate in each case, as the source of funds required for payment of any invoices.

“RESOLVED: The Executive Director is hereby authorized to approve and execute all necessary agreement modifications on behalf of the DRJTBC.”

Executive Director Resta reported that there were five affirmative votes from New Jersey, and three affirmative votes from Pennsylvania.

Executive Director Resta then invited any further questions on the Resolution. No further questions were presented, and the Resolution was unanimously adopted.

PROFESSIONAL ENGINEERING SERVICES 2026 UNDERWATER INSPECTION OF THE TOLL AND TOLL-SUPPORTED BRIDGES, CONTRACT C-821A, AWARD OF CONTRACT

R:5404-04-26-ENG-02-04-26

Executive Director Resta addressed the Meeting and asked the Commission Members if, after their review, there were any questions.

DELAWARE RIVER JOINT TOLL BRIDGE COMMISSION
Meeting of April 27, 2026

At the conclusion of the review, Commissioner Ciesla moved and Commissioner Shahid seconded the adoption of the following Resolution:

“RESOLVED: By the Delaware River Joint Toll Bridge Commission at its Regular Meeting assembled this 27th Day of April 2026, that the Commission authorize the Executive Director to award Contract No. C-821A, 2026 Underwater Inspection of the Toll and Toll Supported Bridges, to Pickering, Corts & Summerson, Inc. of Newtown, PA for a not-to-exceed amount of \$399,194.68.

“RESOLVED: Identify the Operating Fund as the source of funds required for payment of any invoices.

“RESOLVED: The Executive Director is hereby authorized to approve and execute all necessary contracts on behalf of the DRJTBC.”

Executive Director Resta reported that there were five affirmative votes from New Jersey, and three affirmative votes from Pennsylvania.

Executive Director Resta then invited any further questions on the Resolution. No further questions were presented, and the Resolution was unanimously adopted.

JOB ORDER CONTRACT NO. T/TS-817A FOR CONSTRUCTION SERVICES NORTH AND SOUTH REGIONS, AWARD OF CONTRACT

R:5405-04-26-ENG-03-04-26

Executive Director Resta addressed the Meeting and asked the Commission Members if, after their review, there were any questions.

At the conclusion of the review, Commissioner Di Veronica moved and Vice Chair Janvey seconded the adoption of the following Resolution:

“RESOLVED: By the Delaware River Joint Toll Bridge Commission at its Regular Meeting assembled this 27th Day of April 2026, that the Commission award Contract No. T/TS-817A, Job Order Contracting for Construction Services North and South Regions, to Sparwick Contracting, Inc. of Lafayette, NJ for a base term of three (3) years with one (1) one-year optional term, exercisable at the discretion of the Commission, for an amount not-to-exceed \$3,000,000.

“RESOLVED: Identify the Operating or General Reserve Fund, as appropriate in each case, as the source of funds required for payment of any invoices.

“RESOLVED: The Executive Director is hereby authorized to approve and execute all necessary contracts on behalf of the DRJTBC.”

Executive Director Resta reported that there were five affirmative votes from New Jersey, and three affirmative votes from Pennsylvania.

DELAWARE RIVER JOINT TOLL BRIDGE COMMISSION
Meeting of April 27, 2026

Executive Director Resta then invited any further questions on the Resolution. No further questions were presented, and the Resolution was unanimously adopted.

JOB ORDER CONTRACT NO. T/TS-817B FOR CONSTRUCTION SERVICES NORTH AND SOUTH REGIONS, AWARD OF CONTRACT

R:5406-04-26-ENG-04-04-26

Executive Director Resta addressed the Meeting and asked the Commission Members if, after their review, there were any questions.

At the conclusion of the review, Commissioner Lavery moved and Commissioner Shahid seconded the adoption of the following Resolution:

“RESOLVED: By the Delaware River Joint Toll Bridge Commission at its Regular Meeting assembled this 27th Day of April 2026, that the Commission award Contract No. T/TS-817B, Job Order Contracting for Construction Services North and South Regions, to Road-Con, Incorporated of West Chester, PA. for a base term of three (3) years with one (1) one-year optional term, exercisable at the discretion of the Commission, for an amount not-to-exceed \$3,000,000.

“RESOLVED: Identify the Operating or General Reserve Fund, as appropriate in each case, as the source of funds required for payment of any invoices.

“RESOLVED: The Executive Director is hereby authorized to approve and execute all necessary contracts on behalf of the DRJTBC.”

Executive Director Resta reported that there were five affirmative votes from New Jersey, and three affirmative votes from Pennsylvania.

Executive Director Resta then invited any further questions on the Resolution. No further questions were presented, and the Resolution was unanimously adopted.

JOB ORDER CONTRACT NO. T/TS-817C FOR CONSTRUCTION SERVICES NORTH AND SOUTH REGIONS, AWARD OF CONTRACT

R:5407-04-26-ENG-05-04-26

Executive Director Resta addressed the Meeting and asked the Commission Members if, after their review, there were any questions.

At the conclusion of the review, Commissioner Ciesla moved and Vice Chair Janvey seconded the adoption of the following Resolution:

“RESOLVED: By the Delaware River Joint Toll Bridge Commission at its Regular Meeting assembled this 27th Day of April 2026, that the Commission award Contract No. T/TS-817C, Job Order Contracting for Construction Services North and South Regions, to Anselmi & DeCicco,

DELAWARE RIVER JOINT TOLL BRIDGE COMMISSION
Meeting of April 27, 2026

Incorporated of Maplewood, NJ for a base term of three (3) years with one (1) one-year optional term, exercisable at the discretion of the Commission, for an amount not-to-exceed \$3,000,000.

“RESOLVED: Identify the Operating or General Reserve Fund, as appropriate in each case, as the source of funds required for payment of any invoices.

“RESOLVED: The Executive Director is hereby authorized to approve and execute all necessary contracts on behalf of the DRJTBC.”

Executive Director Resta reported that there were five affirmative votes from New Jersey, and three affirmative votes from Pennsylvania.

Executive Director Resta then invited any further questions on the Resolution. No further questions were presented, and the Resolution was unanimously adopted.

PROMOTION OF XINIA ABATE TO CUSTODIAL SUPERVISOR, SOUTHERN REGION

R: 5408-04-26-PER-01-04-26

Executive Director Resta addressed the Meeting and asked the Commission Members if, after their review, there were any questions.

At the conclusion of the review, Vice Chair Janvey happily moved and Commissioner Di Veronica seconded the adoption of the following Resolution:

“RESOLVED: by the Delaware River Joint Toll Bridge Commission at its Regular Meeting assembled this 27th Day of April 2026, that Xinia Abate be promoted to the position of Custodial Supervisor, Southern Region, in the Maintenance & Fleet Operations Division. Compensation shall be set at \$49,573, which is the starting salary for the Custodial Supervisor position in accordance with the Salary Table effective January 1, 2026. The appointment to be made pending satisfactory completion of the required personnel processing.”

Executive Director Resta reported that there were five affirmative votes from New Jersey, and three affirmative votes from Pennsylvania.

Executive Director Resta then invited any further questions on the Resolution. No further questions were presented, and the Resolution was unanimously adopted.

PROMOTION OF ZACHARY VARJU TO TOLL-SUPPORTED BRIDGE CORPORAL, CENTRAL REGION

R: 5409-04-26-PER-02-04-26

Executive Director Resta addressed the Meeting and asked the Commission Members if, after their review, there were any questions.

DELAWARE RIVER JOINT TOLL BRIDGE COMMISSION
Meeting of April 27, 2026

At the conclusion of the review, Commissioner Ciesla moved and Commissioner Shahid seconded the adoption of the following Resolution:

“RESOLVED: by the Delaware River Joint Toll Bridge Commission at its Regular Meeting assembled this 27th Day of April 2026, that Zachary Varju be promoted to the position of Toll-Supported Bridge Corporal, Central Region, in the Public Safety and Bridge Security Division. Compensation shall be set at \$70,403, which is the starting salary for the Toll-Supported Bridge Corporal position in accordance with the Salary Table effective January 1, 2026. The appointment to be made pending satisfactory completion of the required personnel processing.”

Executive Director Resta reported that there were five affirmative votes from New Jersey, and three affirmative votes from Pennsylvania.

Executive Director Resta then invited any further questions on the Resolution. No further questions were presented, and the Resolution was unanimously adopted.

PROMOTION OF MAINTENANCE EMPLOYEE (1) INDIVIDUAL

R: 5410-04-26-PER-03-04-26

Executive Director Resta addressed the Meeting and asked the Commission Members if, after their review, there were any questions.

At the conclusion of the review, Vice Chair Janvey moved and Commissioner Ciesla seconded the adoption of the following Resolution:

“RESOLVED: by the Delaware River Joint Toll Bridge Commission at its Regular Meeting assembled this 27th Day of April 2026, that the Commission authorizes the Executive Director to affect the promotion of the following employee, at the stated salary at the start of the first pay period after the approval of this Resolution to the classification indicated below: Leonard VanCamp NR Maintenance Worker II \$52,164.”

Executive Director Resta reported that there were five affirmative votes from New Jersey, and three affirmative votes from Pennsylvania.

Executive Director Resta then invited any further questions on the Resolution. No further questions were presented, and the Resolution was unanimously adopted.

PROMOTION OF PUBLIC SAFETY & BRIDGE SECURITY EMPLOYEE (1) INDIVIDUAL

R: 5411-04-26-PER-04-04-26

Executive Director Resta addressed the Meeting and asked the Commission Members if, after their review, there were any questions.

DELAWARE RIVER JOINT TOLL BRIDGE COMMISSION
Meeting of April 27, 2026

At the conclusion of the review, Chairman Komjathy moved and Commissioner Shahid seconded the adoption of the following Resolution:

“RESOLVED: by the Delaware River Joint Toll Bridge Commission at its Regular Meeting assembled this 27th Day of April 2026, that the Commission authorizes the Executive Director to affect the promotion of the following employee, at the stated salary at the beginning of the pay period immediately following their position anniversary date, in accordance with established policy: Mack Sullivan CR Toll-Supported Bridge Monitor I \$58,297.”

Executive Director Resta reported that there were five affirmative votes from New Jersey, and three affirmative votes from Pennsylvania.

Executive Director Resta then invited any further questions on the Resolution. No further questions were presented, and the Resolution was unanimously adopted.

APPROVAL OF RETIREMENT BENEFITS, CHARLES SLACK, REGIONAL MAINTENANCE SUPERVISOR

R: 5412-04-26-PER-05-04-26

Executive Director Resta addressed the Meeting and asked the Commission Members if, after their review, there were any questions.

At the conclusion of the review, Chairman Komjathy moved and Vice Chair Janvey seconded the adoption of the following Resolution:

Vice Chair Janvey addressed the meeting and said:

He will be missed.

“RESOLVED: by the Delaware River Joint Toll Bridge Commission at its Regular Meeting assembled this 27th Day of April 2026, that subject to applicable practices and procedures, the Commission approves the provision of retirement benefits to Charles Slack who will retire on May 29, 2026.”

Executive Director Resta reported that there were five affirmative votes from New Jersey, and three affirmative votes from Pennsylvania.

Chairman Komjathy addressed the meeting and said:

We wish Mr. Slack the best in his retirement. He's been here for a long time.

Executive Director Resta then invited any further questions on the Resolution. No further questions were presented, and the Resolution was unanimously adopted.

DELAWARE RIVER JOINT TOLL BRIDGE COMMISSION
Meeting of April 27, 2026

Executive Director Resta addressed the meeting and said:

In keeping with past practice, we will do a single recitation of all four legal Counsel resolutions and one voice vote at the end of that.

APPROVAL FOR PAYMENT OF INVOICES, CHIESA, SHAHINIAN & GIANTOMASI, NJ LABOR COUNSEL

R: 5413-04-26-ACCT-01-04-26

Executive Director Resta addressed the Meeting and asked the Commission Members if, after their review, there were any questions.

At the conclusion of the review, Vice Chair Janvey moved and Chairman Komjathy seconded the adoption of the following Resolution:

“RESOLVED: by the Delaware River Joint Toll Bridge Commission at its Regular Meeting assembled this 27th Day of April 2026, authorizes payment of invoice #669198 in the total amount due of \$17,101.50 for professional services rendered by Chiesa, Shahinian & Giantomasi, New Jersey Labor Counsel.

“RESOLVED: Identifying the Operating Fund as the source of funds required for any and all disbursements.”

Executive Director Resta reported that there were five affirmative votes from New Jersey, and three affirmative votes from Pennsylvania.

Executive Director Resta then invited any further questions on the Resolution. No further questions were presented, and the Resolution was unanimously adopted.

APPROVE PAYMENT OF INVOICES, STRADLEY RONON, PA LABOR COUNSEL

R: 5414-04-26-ACCT-02-04-26

Executive Director Resta addressed the Meeting and asked the Commission Members if, after their review, there were any questions.

At the conclusion of the review, Vice Chair Janvey moved and Chairman Komjathy seconded the adoption of the following Resolution:

“RESOLVED: By the Delaware River Joint Toll Bridge Commission at its Regular Meeting assembled this 27th Day of April 2026, authorizes payment of invoices #26022455, #26022458, #26022457, #26022438, #26032745, #26032746, and #26032747 in the total amount of \$15,500.00 for Professional Services Rendered by Stradley Ronon, PA Labor Counsel.

“RESOLVED: Identifying the Operating Fund as the source of funds required for any and all disbursements.”

DELAWARE RIVER JOINT TOLL BRIDGE COMMISSION
Meeting of April 27, 2026

Executive Director Resta reported that there were five affirmative votes from New Jersey, and three affirmative votes from Pennsylvania.

Executive Director Resta then invited any further questions on the Resolution. No further questions were presented, and the Resolution was unanimously adopted.

APPROVE PAYMENT OF INVOICES, FLORIO, PERRUCCI, STEINHARDT AND CAPPELLI, NJ GENERAL COUNSEL

R: 5415-04-26-ACCT-03-04-26

Executive Director Resta addressed the Meeting and asked the Commission Members if, after their review, there were any questions.

At the conclusion of the review, Vice Chair Janvey moved and Chairman Komjathy seconded the adoption of the following Resolution:

“RESOLVED: By the Delaware River Joint Toll Bridge Commission at its Regular Meeting assembled this 27th Day of April 2026 authorizes payment of invoices #663090, #663091 and #663718 in the total amount due of \$2,112.68 for Capital and Non-Capital Professional Services by Florio, Perrucci, Steinhardt and Cappelli, NJ Legal Counsel.

“RESOLVED: Identifying the Operating Fund as the source of funds required for any and all disbursements.”

Executive Director Resta reported that there were five affirmative votes from New Jersey, and three affirmative votes from Pennsylvania.

Executive Director Resta then invited any further questions on the Resolution. No further questions were presented, and the Resolution was unanimously adopted.

INVITE ANY COMMENTS FROM THE PUBLIC

Executive Director Resta addressed the meeting and said:

We are now at the portion of the meeting where we do invite any further comments from the public. We will begin with Ms. Linden from Upper Makefield.

Priscilla Linden of Upper Makefield Township addressed the meeting and said:

I have a question and a comment. The question is: Over two months ago, I, and my fellow residents of Washington Crossing and across the river in New Jersey in Titusville attended an information meeting and also were asked to fill out survey forms, which we did. My question is: When and how are the results of that survey going to be published to the public?

Executive Director Resta addressed the meeting and said:

They're actually on-line.

DELAWARE RIVER JOINT TOLL BRIDGE COMMISSION
Meeting of April 27, 2026

Priscilla Linden of Upper Makefield Township addressed the meeting and said:

And where is that?

Executive Director Resta addressed the meeting and said:

It's on the project's website. Basically, start at our website, and there is a Washington Crossing alternative analysis website as well.

Priscilla Linden of Upper Makefield Township addressed the meeting and said:

Washington Crossing alternatives now?

Executive Director Resta addressed the meeting and said:

Alternatives analysis.

Priscilla Linden of Upper Makefield Township addressed the meeting and said:

Analysis. Okay. And my statement is, the alternative that I would favor is building a new bridge south of the current bridge where there is plenty of room for an approach and over to Wilbert Avenue in New Jersey. That is my preference and turn the current bridge into a walking, pedestrian and biking bridge. So that's my preference.

Executive Director Resta addressed the meeting and said:

Okay. Thank you. Members on Teams? Anyone wishing to make public comment for new business items? Hearing none, we will move onto a proclamation of the Commissioners for Yuki Moore Laurenti.

PROCLAMATION OF THE COMMISSIONERS- YUKI MOORE LAURENTI

R: 5416-04-26

“WHEREAS, the Delaware River Joint Toll Bridge Commission was established in 1934 as a bistate transportation agency with a 140-mile jurisdiction extending from the Philadelphia/Bucks County line in the south to the New Jersey/New York boundary in the north; and

“WHEREAS, oversight of this vital agency is provided by a 10-member board consisting of five Commissioners each from the two jurisdictional states of New Jersey and Pennsylvania; and

“WHEREAS, Yuki Moore Laurenti of Trenton, N.J. was appointed to serve as a New Jersey Commissioner on June 25, 2009; and

“WHEREAS she held her uncompensated, voluntary policy-making post for more than 16 years

DELAWARE RIVER JOINT TOLL BRIDGE COMMISSION
Meeting of April 27, 2026

– one of the longest tenures in the Commission’s 90-year history; and

“**WHEREAS**, with her background in banking and economics, Moore Laurenti frequently immersed herself in Commission financial and budgetary matters; and

“**WHEREAS**, her fellow Commissioners recognized her expertise by electing her to serve multiple terms as Secretary/Treasurer and Treasurer; and

“**WHEREAS** the Commissioner further exercised her fiduciary responsibilities by chairing the Administrative Committee and the Projects, Property and Equipment Committee, and serving on the Audit Committee and Personnel Committee; and

“**WHEREAS**, she helped establish the Commission’s Other Post-Employment Benefits (OPEB) trust and the later development of a cohesive Contribution Policy for that trust; and

“**WHEREAS** her tenure included multiple toll actions, independent financial audits, on-time and balanced capital and operating budgets, and the approval and completion of the Scudder Falls Bridge Replacement Project – the largest capital undertaking in Commission history; and

“**WHEREAS** she took an active interest in Commission affairs by personally visiting project sites and bridge locations to “take the pulse” of construction workers and agency employees; and

“**WHEREAS**, Commissioner Laurenti leaves the Commission with a vastly improved network of transportation assets and enhanced financial metrics; and

“**WHEREAS**, her even-handed manner and collegial demeanor endeared herself to all who worked with her in advancing the Commission’s public service mission; now, therefore,

“**BE IT RESOLVED**, by the Delaware River Joint Toll Bridge Commission assembled for a Meeting at Lower Makefield, Pennsylvania this 27th day of April 2026: That this Commission hereby Recognizes and Congratulates the Honorable Yuki Moore Laurenti, Applauds her 16 years of dedicated professional service to the Commission and her jurisdictional State of New Jersey; and expresses its profound appreciation for her unflagging devotion, keen understanding, and sound decisions on behalf of motorists, bond investors, and retirees; and

“**BE IT FURTHER RESOLVED**: That this Proclamation be included in the Meeting Minutes and a duly authenticated copy be transmitted to the Honorable Yuki Moore Laurenti.

Vice Chair Janvey addressed the meeting and said:

When I came on the board in 2015, 11 years ago, Yuki was one of the first to reach out and explain things to me. I had been an employee for almost 20 years, but I had not seen this side of it, and I can't thank you enough. I don't know how many phone calls we had, but we had a lot of them, so thank you.

DELAWARE RIVER JOINT TOLL BRIDGE COMMISSION
Meeting of April 27, 2026

Chairman Komjathy addressed the meeting and said:

I'll defer to our friends on the other side.

Commissioner Shahid addressed the meeting and said:

Yuki, you have been a great mentor, great friend. I have learned so much from you since I have been on the Commission thanks for your giving nature and wish you well in the coming years as you continue on to other good things you are doing.

Commissioner Ciesla addressed the meeting and said:

Yuki, I haven't been here nearly as long as you, but since 2016, and you have been a mentor for me from day one. Also, speaking from the Jersey side, Yuki has been a huge advocate for our state and for the workers that are from New Jersey always advocating for everything to make sure that New Jersey is treated fairly, which being a small state, close between two ginormous cities. It's a hard task. I'm very happy to see that you will be on one of our premier colleges taking care of them, so that is awesome. I hope you will continue your journeys up and down the river and come visit us in Warren County on your bike or however you may get up there. But you have been -- one of the things I can say is every time I see something, and I say, ah, I don't know about that. Then I get an e-mail from Yuki and it's like, yeah, Yuki's on top of it. So, it's been a pleasure working with you, and I hope we'll see you around.

Commissioner Di Veronica addressed the meeting and said:

Yuki, after all the accolades and the years that you've served on the Commission, I hope that I can fulfill the seat half of how you have. And it's an honor to sit here and see you gather all these accolades and love from the room. So good luck.

Chairman Komjathy addressed the meeting and said:

Yuki, thanks again for all your service. I know Laurentis have a very long storied public service career in Trenton Mercer County area. You know, you looked out for this part of the -- our part of the state and the southern part for many years and, you know, as a wise old soldier who I used to work for, Frannie McManimon once told me, our charge in public life is to find where we are appointed to leave it better than we found it. You surely left this place a lot better than you found it. Your years of activity on the administrative committee have done wonders for the Commission, you know, looking out after our employees. And then, you know, you are probably one of the top advocates for cyclists, and I, being an old cyclist doing the Anchor House Bike Ride for many years, you know, you advocating on their behalf is something that is not forgotten. But, again, your commitment and the things you left behind here will not be forgotten, and you'll go down in the laurels as one of the long-serving Commissioners. So, thanks again. And you are going to go to my alma mater, sit on the board of trustees there, so we are not going to be too far away, but you know you always have a home here and if there is something you see and something we are not doing right, please call us and let us know.

DELAWARE RIVER JOINT TOLL BRIDGE COMMISSION
Meeting of April 27, 2026

Vice Chair Janvey addressed the meeting and said:

She has my number.

Chairman Komjathy addressed the meeting and said:

That's right. But we appreciate your steadfast commitment here, and it's truly going to be missed. God speed in the next things you are doing. That will give you and Laurenti some more time to travel. I love following the travels of the Laurenti's around the world, so, you know, anyway, best wishes and thank you.

Commissioner Lavery addressed the meeting and said:

Mr. Chairman, may I say something?

Chairman Komjathy addressed the meeting and said:

Yes. Oh, of course.

Commissioner Lavery addressed the meeting and said:

I just want to apologize. I came back from a trip, and I didn't get back until early morning, so I had every intention to be there out of my respect for Commissioner Laurenti. She's an excellent Commissioner, even better person and made me a better Commissioner by serving with her. So, I want to thank you for your service. You have been tremendous.

Executive Director Resta addressed the meeting and said:

Thank you. Commissioner, do you wish to make comment?

Yuki Moore Laurenti addressed the meeting and said:

I have something written. I should be, but you all know me that I usually come with a written note, and I am very honored because I think one of the longest-serving Commissioners was Mr. Hodas.

Vice Chair Janvey addressed the meeting and said:

Absolutely.

Yuki Moore Laurenti addressed the meeting and said:

And I was so honored to serve with Mr. Hodas and I remember Jeffrey and I drove up to the Milford Montague dedication, and I thought, wow, I did not realize how far that was. He came every day, and I live closer than everybody else and he was always here before me. So that says something. It's been an honor to serve as a DRJTBC Commissioner for New Jersey for over 16 years appointed by Governors of both parties and a third Governor has now accommodated my

DELAWARE RIVER JOINT TOLL BRIDGE COMMISSION
Meeting of April 27, 2026

interest in serving the cause of higher education at Aladar's alma mater outside of my day job. During my Commission service, I have always thought to be attentive to the traveling public, whether they are going on four wheels, four axles or two wheels or two feet. I admit when I started on the Commission in 2009 the complexities of bridge maintenance, construction, safety, staffing and financing were a mystery to me, but I eventually caught on and I am very grateful to the staff. Those who are here today and those who have crossed the great bridge to retirement whose patience and assistance brought me up to speed in helping me in my job as a commissioner. And there were also fellow Commissioners who helped guide me in my early years who helped mentor me. Gaetan Alfano and Wadud Ahmad of Pennsylvania and especially David DeGerolamo of Phillipsburg, our past chairman, and, of course, all of you here. I like to think that working with Commissioners past and present has been able to move a needle on a number of important areas, and I appreciate their being mentioned here. The creation and oversight of the OPEB Trust which provides financial security for our retirees and assists with covering the medical costs. The Scudder Falls, right over here, bike and pedestrian lane, which I am proud to have fought for, along with bike and walk advocacy groups, to save from narrow-minded budget cutters. The shared path facility restored a vital crossing of the Delaware River midway between Trenton and Washington Crossing that had been swept away by flood before I was born. Public announcement of job postings. When I joined the Commission, the only way to learn about job openings was by word of mouth. And the allocation of compact authorized investment grant funds to the City of Trenton, which provided striping for bike lanes and other improvements from the Trenton Makes Bridge into the city. While great progress has been made, there remains much room for improvement, inclusive representativeness of our traveling public, both in the staff ranks, and among our commissioners, especially New Jersey. Thank you, Joe Resta, and all of the DRJTBC family for your untiring diligence and attention to ensure the safe travel of our constituents. I hope still to see you, my colleagues and friends, whether on our bridges or off. I think that's all. Thank you. You were all very, very kind. It was just such a pleasure and honor, and I will tell you when I have talked about being a member of the Commission, people are like, "well, what's that." And I think everybody drives -- I even had a call this morning with a donor to Princeton who I will be meeting later at five o'clock. He wants to know could I come. And I said, "I'm sitting in Trenton." And he said, "Why are you not at work?" This is the class of 1969 Princeton grad. So, I explained -- he lives in California. I said, "Have you ever taken the train down to Washington and crossed - - Oh, the Trenton Makes Bridge. Trenton Makes -- and I won't say what he said about the other part of it. And I explained that everyone I ever mentioned always has questions because everyone drives across one of these bridges or walks or rides. So, I really appreciated the opportunity to talk a little bit about why this might be necessary, but how these bridges are funded. I don't think I ever thought about it until I was here, so I just want to thank you for all the work that you do. I always tell people about the staff that's behind it. It's the maintenance. It's the cleanup. It's when the snow falls and all of that. And the great work that you all do and the wonderful staff that Pam often always talks about because you know most everybody here.

Vice Chair Janvey addressed the meeting and said:

I used to, but they are all retiring.

DELAWARE RIVER JOINT TOLL BRIDGE COMMISSION
Meeting of April 27, 2026

Yuki Moore Laurenti addressed the meeting and said:

But thank you very much.

Executive Director Resta addressed the meeting and said:

Thank you. We will just be a couple minutes, folks.

SCHEDULING OF THE MAY 18 2026 “ANNUAL MEETING”

A. Executive Director Resta addressed the Meeting and stated that the Commission's next meeting The Commission’s By-Laws fix the last Tuesday of the month for the conduct of Regular Meetings. At the Commission Meeting held December 29, 1997, Commission Members waived the By-Laws and Scheduled the last Monday of the month for the conduct of Regular Meetings; therefore, the Commission’s May “Annual Meeting—Election of Officers” will be held on Monday, May 18, 2026, at the Scudder Falls Administration Building Yardley, Pennsylvania 19067 at 10:30 a.m.

B. Appointment of the Nominating Committee consisting of all Commission Members except the Chair and Vice Chair. The Nominating Committee shall meet prior to the “Annual Meeting”, select a Nominating Committee Chairperson and make nominations for the election of the offices of Chair, Vice Chair, Secretary and Treasurer.

Executive Director Resta addressed the Meeting and stated that the Commission's next meeting is scheduled to be held Monday, May 18, 2026.

This meeting will be called to Order at 10:30 a.m. at the Scudder Falls Administration Building, 1199 Woodside Road, Yardley, PA 19067.


Executive Director Resta assured the Commission Members that an “Official Notice of Meeting” would be forwarded to each and every Member of the Commission.

ADJOURNMENT

Vice Chair Janvey then moved that the Meeting be adjourned, and Commissioner Christy seconded. The voice vote was unanimously affirmative, and the Meeting was adjourned at 11:05 a.m., Monday, April 27, 2026.

DELAWARE RIVER JOINT TOLL BRIDGE COMMISSION
Meeting of April 27, 2026

Prepared and submitted by:


HEATHER L. MCCONNELL
Executive Administrative Generalist/
Commissioner Liaison

Attested by:


ARNOLD J. CONOLINE
Assistant Secretary/Treasurer

Approved by:


JOSEPH J. RESTA
Executive Director

DELAWARE RIVER JOINT TOLL BRIDGE COMMISSION

Meeting of April 27, 2026

FINANCE

The following Pages reflect the reports on those items assigned to the Finance Department. Each item is reported separately and page numbered accordingly.

DELAWARE RIVER JOINT TOLL BRIDGE COMMISSION

Meeting of April 27, 2026

SUBJECT	DESCRIPTION	PAGE NUMBER
Accounting	Status of Cash Balances at March 31, 2026	1
Accounting	Status of Bond Retirement at March 31, 2026	2
Accounting	Status of Investments at March 31, 2026	3-6
Accounting	Status of Toll Traffic and Revenue & Toll Supported Traffic Month of March 2026 Compared with Month of March 2025	7-22
Accounting	Statistical Summary of Expenditures on Toll Bridges and Toll Supported Bridges Accounts for the Period Mach 1, 2026, through March 31, 2026	23-31
Accounting	Statement of Revenue and Expenses: Three Month Period ending March 31, 2026	32

DELAWARE RIVER JOINT TOLL BRIDGE COMMISSION

Meeting of April 27, 2026

There follows Cash Balances of the Commission at March 31, 2026 for the information and review of the Members:

COMMISSION CASH DEPOSITS

Wells Fargo Bank, N. A.

Revenue Fund	5,530,201
Payroll Fund	1,200,750
Insurance Clearing Account	750,000
TOTAL	\$ 7,480,951

CASH DEPOSIT GUARANTEES

Wells Fargo Bank PA ACT 72 FULL BALANCE

DELAWARE RIVER JOINT TOLL BRIDGE COMMISSION

Meeting of April 27, 2026

STATUS OF BRIDGE REVENUE BONDS AT March 31, 2026

Maturity	SERIES 2015			SERIES 2017			SERIES 2019A			SERIES 2019B			Total	
	Yield	Principal Amount	Maturities & Calls	Yield	Principal Amount	Maturities & Calls	Yield	Principal Amount	Maturities & Calls	Yield	Principal Amount	Maturities & Calls	Average Yield	Remaining Outstanding
7/1/2019	0	2,410,000	2,410,000											
7/1/2020	1.62%	2,540,000	2,540,000	1.00%	945,000	945,000	1.17%	505,000	505,000	1.17%	6,015,000	6,015,000		-
7/1/2021	1.86%	2,540,000	2,540,000	1.00%	875,000	875,000	1.20%	435,000	435,000	1.20%	5,945,000	5,945,000		-
7/1/2022	2.10%	2,695,000	2,695,000	1.81%	1,740,000	1,740,000	1.23%	455,000	455,000	1.23%	6,255,000	6,255,000		-
7/1/2023	2.34%	2,795,000	2,795,000	2.03%	1,865,000	1,865,000	1.25%	480,000	480,000	1.25%	6,565,000	6,565,000		-
7/1/2024	2.43%	2,935,000	2,935,000	2.31%	1,970,000	1,970,000	1.31%	8,015,000	8,015,000	1.31%	6,830,000	6,830,000		-
7/1/2025	2.55%	3,015,000	3,015,000	2.52%	1,070,000	1,070,000	1.40%	8,170,000	8,170,000	1.40%	7,195,000	7,195,000		-
7/1/2026	2.73%	3,180,000					1.49%	8,585,000		1.49%	7,515,000		1.69%	19,280,000
7/1/2027	3.10%	4,540,000		2.80%	20,000		1.59%	5,800,000		1.59%	7,880,000		1.97%	18,240,000
7/1/2028	3.28%	3,380,000		2.95%	35,000		1.69%	9,410,000		1.69%	8,300,000		1.95%	21,125,000
7/1/2029	3.04%	3,480,000	3,480,000	3.08%	8,380,000		1.77%	3,725,000		1.77%	8,670,000		2.30%	20,775,000
7/1/2030	3.10%	3,670,000	3,670,000	3.19%	8,845,000		1.85%	3,930,000		1.85%	9,045,000		2.39%	21,820,000
7/1/2031	3.14%	3,785,000	3,785,000	3.27%	10,765,000		1.91%	4,055,000		1.91%	9,520,000		2.51%	24,340,000
7/1/2032	3.55%	545,000		3.35%	14,735,000		1.97%	725,000		1.97%	9,995,000		2.79%	26,000,000
7/1/2033	3.56%	10,595,000		3.41%	15,715,000		2.09%	760,000					3.43%	27,070,000
7/1/2034	3.60%	11,020,000		3.47%	16,500,000		2.16%	800,000					3.48%	28,320,000
7/1/2035	3.64%	11,460,000		3.52%	17,325,000		2.21%	835,000					3.53%	29,620,000
7/1/2036	3.73%	11,920,000		3.56%	18,190,000		2.25%	880,000					3.59%	30,990,000
7/1/2037		N/A		3.59%	22,015,000		2.29%	925,000					3.54%	22,940,000
7/1/2038		N/A		3.64%	23,115,000		2.32%	970,000					3.59%	24,085,000
7/1/2039		N/A		3.64%	24,270,000		2.35%	1,020,000					3.59%	25,290,000
7/1/2040		N/A		3.64%	25,485,000		2.50%	1,070,000					3.59%	26,555,000
7/1/2041		N/A		3.64%	26,760,000		2.50%	1,125,000					3.59%	27,885,000
7/1/2042		N/A		3.64%	28,100,000		2.50%	1,180,000					3.59%	29,280,000
7/1/2043		N/A		3.69%	15,930,000		2.50%	1,240,000					3.60%	17,170,000
7/1/2043		N/A		4.04%	13,575,000								4.04%	13,575,000
7/1/2044		N/A		3.69%	16,590,000		2.50%	1,300,000					3.60%	17,890,000
7/1/2044		N/A		4.04%	14,255,000								4.04%	14,255,000
7/1/2045		N/A		3.69%	17,275,000		3.04%	1,365,000					3.64%	18,640,000
7/1/2045		N/A		4.04%	14,965,000								4.04%	14,965,000
7/1/2046		N/A		3.69%	17,990,000		3.04%	1,405,000					3.64%	19,395,000
7/1/2046		N/A		4.04%	15,715,000								4.04%	15,715,000
7/1/2047		N/A		3.69%	18,745,000		3.04%	1,450,000					3.64%	20,195,000
7/1/2047		N/A		4.04%	16,490,000								4.04%	16,490,000
7/1/2048							3.04%	1,490,000					3.04%	1,490,000
7/1/2049							3.04%	1,535,000					3.04%	1,535,000
		\$ 86,505,000	\$ 29,865,000		\$ 430,250,000	\$ 8,465,000		\$ 73,640,000	\$ 18,060,000		\$ 99,730,000	\$ 38,805,000		\$ 594,930,000



**Delaware River Joint TBC
Purchases Report
Sorted by Fund - Maturity Date
March 1, 2026 - March 31, 2026**

CUSIP	Investment #	Fund	Sec. Type	Issuer	Original Par Value	Purchase Date	Payment Periods	Principal Purchased	Accrued Interest at Purchase	Rate at Purchase	Maturity Date	YTM	Ending Book Value
General Reserve Fund													
63873KM46	11216	01GRF	ACP	NATIXI	5,000,000.00	03/12/2026	12/04 - At Maturity	4,860,937.50		3.750	12/04/2026	3.857	4,871,354.17
95736VLY6	11222	01GRF	FAC	WCH	1,875,000.00	03/25/2026	03/15 - 09/15	1,955,100.00		5.000	03/15/2030	3.830	1,954,763.92
3134HCLQ0	11220	01GRF	FAC	FHLMC	3,000,000.00	03/20/2026	06/30 - 12/31	2,986,950.00	26,666.67	4.000	12/30/2030	4.100	2,987,033.46
3130B9RZ5	11214	01GRF	FAC	FHLB	5,000,000.00	03/09/2026	09/06 - 03/06	4,997,500.00	1,600.00	3.840	03/06/2031	3.851	4,997,530.61
3130B9R77	11215	01GRF	FAC	FHLB	1,630,000.00	03/10/2026	09/10 - 03/10	1,628,370.00		4.000	03/10/2031	4.022	1,628,389.02
3130B9UG3	11218	01GRF	FAC	FHLB	3,715,000.00	03/17/2026	09/11 - 03/11	3,715,000.00		4.125	03/11/2031	4.125	3,715,000.00
Subtotal					20,220,000.00			20,143,857.50	28,266.67				20,154,071.18
Total Purchases					20,220,000.00			20,143,857.50	28,266.67				20,154,071.18



**Delaware River Joint TBC
Investment Classification
Sorted by Fund - Maturity Date
March 31, 2026**

DRJTBC

CUSIP	Investment #	Fund	Issuer	Investment Class	Par Value	YTM	Maturity Date	Market Price	Market Date	Market Value	Book Value	Reported Value
Debt Service Fund												
38145C752	10113	01DSF	Goldman Sachs Ila Fed Port	Amort	4,351.21	2.720		100.000	03/31/2026	4,351.21	4,351.21	4,351.21
				Subtotal	4,351.21	2.720				4,351.21	4,351.21	4,351.21
General Reserve Fund												
38145C752	10115	01GRF	Goldman Sachs Ila Fed Port	Amort	0.00			100.000	03/31/2026	0.00	0.00	0.00
PAINVEST	10050	01GRF	PA Invest	Amort	0.00			100.000	03/31/2026	0.00	0.00	0.00
PAINVEST	10462	01GRF	PA Invest	Amort	50,663,358.63	3.750		100.000	03/31/2026	50,663,358.63	50,663,358.63	50,663,358.63
64966MYL7	10944	01GRF	City of New York	Fair	3,000,000.00	2.642	04/01/2026	99.969	03/31/2026	2,999,070.52	3,000,000.00	2,999,070.52
57629W6F2	11116	01GRF	Mass Mutual Global	Fair	2,250,000.00	5.350	04/10/2026	99.999	03/31/2026	2,249,993.25	2,249,551.20	2,249,993.25
57629W6F2	11120	01GRF	Mass Mutual Global	Fair	2,000,000.00	5.151	04/10/2026	99.999	03/31/2026	1,999,994.00	1,999,691.66	1,999,994.00
53943SED5	11199	01GRF	Lloyd Bank Corp	Fair	5,000,000.00	3.966	05/13/2026	99.540	03/31/2026	4,977,040.00	4,977,600.00	4,977,040.00
58989V2F0	11129	01GRF	Met Tower Global Fund	Fair	2,000,000.00	4.853	06/20/2026	100.241	03/31/2026	2,004,830.00	2,002,255.84	2,004,830.00
54438CYL0	10955	01GRF	Los Angeles CA Community	Fair	1,480,000.00	3.339	08/01/2026	99.159	03/31/2026	1,467,562.23	1,471,042.43	1,467,562.23
826200AD9	11141	01GRF	SIEMENS	Fair	2,500,000.00	4.364	08/17/2026	100.758	03/31/2026	2,518,967.50	2,515,755.87	2,518,967.50
91282CHY0	11041	01GRF	U.S. Treasury	Fair	1,000,000.00	4.911	09/15/2026	100.390	03/31/2026	1,003,906.25	998,787.89	1,003,906.25
06375M3Z6	11034	01GRF	Bank of Montreal	Fair	3,000,000.00	5.583	09/21/2026	99.814	03/31/2026	2,994,441.00	3,000,000.00	2,994,441.00
882724WT0	10915	01GRF	Texas Public Finance Authority	Fair	7,500,000.00	1.289	10/01/2026	100.618	03/31/2026	7,546,381.35	7,634,168.28	7,546,381.35
059189N55	11185	01GRF	City of Baltimore	Fair	910,000.00	4.024	10/15/2026	100.974	03/31/2026	918,863.65	919,193.25	918,863.65
86960KL42	11213	01GRF	Svenska Handelsbanken	Fair	5,000,000.00	3.722	11/04/2026	97.609	03/31/2026	4,880,455.00	4,891,500.00	4,880,455.00
771196CE0	11128	01GRF	ROCHE HLDGS INC	Fair	3,500,000.00	4.842	11/13/2026	100.501	03/31/2026	3,517,556.00	3,508,470.50	3,517,556.00
63873KM46	11216	01GRF	ATIXIS NY Brh	Fair	5,000,000.00	3.857	12/04/2026	97.254	03/31/2026	4,862,745.00	4,871,354.17	4,862,745.00
5253JAZ4	11142	01GRF	Aust & NZ Banking Group	Fair	3,000,000.00	4.255	01/18/2027	100.251	03/31/2026	3,007,539.00	3,011,082.77	3,007,539.00
64953BBM9	11127	01GRF	New York Life Global	Fair	2,000,000.00	4.837	04/02/2027	100.700	03/31/2026	2,014,018.00	2,001,116.42	2,014,018.00
29446MAE2	11097	01GRF	EQUINOR ASA	Fair	1,000,000.00	4.833	04/06/2027	98.917	03/31/2026	989,178.00	982,916.70	989,178.00
57629W4S6	11126	01GRF	Mass Mutual Global	Fair	3,000,000.00	4.867	04/09/2027	100.789	03/31/2026	3,023,685.00	3,006,523.64	3,023,685.00
64971MT44	11176	01GRF	NYC Transitional Fin Authority	Fair	2,000,000.00	4.310	05/01/2027	101.078	03/31/2026	2,021,571.12	2,019,446.58	2,021,571.12
74172WAJ5	11188	01GRF	Prince George County Rev	Fair	560,000.00	3.976	05/01/2027	99.987	03/31/2026	559,928.26	558,145.93	559,928.26
166764BX7	11073	01GRF	Chevron Corp	Fair	3,000,000.00	4.379	05/11/2027	97.887	03/31/2026	2,936,631.00	2,926,695.87	2,936,631.00
90327QD97	11124	01GRF	USAA CAP CORP	Fair	5,000,000.00	5.048	06/01/2027	101.339	03/31/2026	5,066,970.00	5,010,745.56	5,066,970.00
649907XF4	11100	01GRF	New York State Dormitory Auth	Fair	1,000,000.00	5.049	07/01/2027	100.546	03/31/2026	1,005,468.20	998,397.93	1,005,468.20
3130B2WX9	11148	01GRF	Federal Home Loan Bank	Fair	3,000,000.00	3.666	10/01/2027	99.645	03/31/2026	2,989,353.00	3,000,000.00	2,989,353.00
3130B3JC8	11158	01GRF	Federal Home Loan Bank	Fair	1,500,000.00	4.310	10/22/2027	100.031	03/31/2026	1,500,469.50	1,500,000.00	1,500,469.50

Data Updated: -REPORT-: 04/02/2026 11:35
Run Date: 04/02/2026 - 11:36

Portfolio DRJ
AP
IC (PRF_IC) 7.3.12
Report Ver. 7.3.11

**Delaware River Joint TBC
Investment Classification
March 31, 2026**

CUSIP	Investment #	Fund	Issuer	Investment Class	Par Value	YTM	Maturity Date	Market Price	Market Date	Market Value	Book Value	Reported Value
General Reserve Fund												
40139LBG7	11098	01GRF	Guardian Life Global Funding	Fair	3,000,000.00	4.853	10/28/2027	101.812	03/31/2026	3,054,369.00	3,029,696.73	3,054,369.00
64966MGP8	11169	01GRF	City of New York	Fair	1,000,000.00	4.391	12/01/2027	99.258	03/31/2026	992,583.03	985,369.46	992,583.03
64952WEY5	11111	01GRF	New York Life Global	Fair	3,000,000.00	5.020	01/09/2028	101.011	03/31/2026	3,030,357.00	2,991,744.64	3,030,357.00
13063DGC6	11040	01GRF	State of California	Fair	2,000,000.00	5.035	04/01/2028	99.281	03/31/2026	1,985,625.66	1,945,617.88	1,985,625.66
3134HBML2	11178	01GRF	Federal Home Loan Mtg Corp	Fair	2,000,000.00	4.248	04/24/2028	99.831	03/31/2026	1,996,622.00	2,000,000.00	1,996,622.00
637639AK1	11104	01GRF	National Securities Clearing	Fair	4,000,000.00	4.641	05/30/2028	101.496	03/31/2026	4,059,872.00	4,027,766.34	4,059,872.00
01266HFL8	11050	01GRF	Albemarle Cnty VA Economic	Fair	3,000,000.00	5.260	06/01/2028	100.184	03/31/2026	3,005,520.03	3,002,202.69	3,005,520.03
686053DR7	11171	01GRF	Oregon School Board Assn	Fair	2,289,489.48	4.283	06/30/2028	100.964	03/31/2026	2,311,575.04	2,315,585.89	2,311,575.04
898365AP6	11066	01GRF	Boston College	Fair	2,550,000.00	4.705	07/01/2028	101.053	03/31/2026	2,576,852.06	2,540,447.54	2,576,852.06
3136GAGW3	11180	01GRF	Federal National Mtg Assn	Fair	4,400,000.00	4.043	08/10/2028	99.830	03/31/2026	4,392,546.40	4,402,084.60	4,392,546.40
59217GFQ7	11203	01GRF	METLIFE	Fair	5,000,000.00	3.986	09/12/2028	102.286	03/31/2026	5,114,330.00	5,162,082.56	5,114,330.00
641062BL7	11209	01GRF	Nestle Capital Corp CP	Fair	3,629,000.00	3.800	09/12/2028	101.833	03/31/2026	3,695,519.57	3,726,440.15	3,695,519.57
91282CJA0	11042	01GRF	U.S. Treasury	Fair	1,000,000.00	4.806	09/30/2028	101.910	03/31/2026	1,019,101.56	995,995.89	1,019,101.56
67080LAA3	11063	01GRF	Nuveen LLC	Fair	5,000,000.00	5.034	11/01/2028	99.015	03/31/2026	4,950,795.00	4,875,171.69	4,950,795.00
91282CJN2	11060	01GRF	U.S. Treasury	Fair	2,000,000.00	4.257	11/30/2028	101.382	03/31/2026	2,027,656.24	2,005,572.94	2,027,656.24
64952WFF5	11149	01GRF	New York Life Global	Fair	1,850,000.00	4.045	01/29/2029	100.756	03/31/2026	1,863,993.40	1,881,081.71	1,863,993.40
649902S53	11192	01GRF	New York State Dormitory Auth	Fair	4,000,000.00	4.248	02/15/2029	102.795	03/31/2026	4,111,827.36	4,146,957.15	4,111,827.36
95662NSL3	11154	01GRF	West Virginia Housing	Fair	510,000.00	4.207	05/01/2029	105.638	03/31/2026	538,756.91	535,400.33	538,756.91
3136GAK24	11183	01GRF	Federal National Mtg Assn	Fair	5,000,000.00	4.150	07/11/2029	99.759	03/31/2026	4,987,965.00	5,000,000.00	4,987,965.00
3130B2N43	11144	01GRF	Federal Home Loan Bank	Fair	4,000,000.00	4.000	09/10/2029	99.179	03/31/2026	3,967,176.00	4,000,000.00	3,967,176.00
95662NSM1	11155	01GRF	West Virginia Housing	Fair	505,000.00	4.800	11/01/2029	105.981	03/31/2026	535,205.26	533,097.14	535,205.26
95736VLY6	11222	01GRF	County of Westchester, NY	Fair	1,875,000.00	3.830	03/15/2030	104.075	03/31/2026	1,951,406.29	1,954,763.92	1,951,406.29
3130B6DA1	11179	01GRF	Federal Home Loan Bank	Fair	3,000,000.00	4.150	05/07/2030	99.699	03/31/2026	2,990,976.00	3,000,000.00	2,990,976.00
57604TAC0	11194	01GRF	Commonwealth of	Fair	3,850,000.00	4.155	06/01/2030	101.858	03/31/2026	3,921,544.97	3,980,261.36	3,921,544.97
3130B6V60	11181	01GRF	Federal Home Loan Bank	Fair	5,000,000.00	4.570	07/08/2030	99.753	03/31/2026	4,987,665.00	5,000,000.00	4,987,665.00
64972HRT1	11205	01GRF	NYC Transitional Fin Authority	Fair	2,850,000.00	4.153	07/15/2030	102.528	03/31/2026	2,922,069.32	2,943,511.89	2,922,069.32
3130B7G57	11186	01GRF	Federal Home Loan Bank	Fair	1,700,000.00	4.198	08/12/2030	99.239	03/31/2026	1,687,073.20	1,700,000.00	1,687,073.20
3136GANV7	11187	01GRF	Federal National Mtg Assn	Fair	3,830,000.00	4.116	08/19/2030	99.486	03/31/2026	3,810,332.95	3,827,478.97	3,810,332.95
3130B7LE2	11189	01GRF	Federal Home Loan Bank	Fair	5,000,000.00	4.000	09/09/2030	98.910	03/31/2026	4,945,515.00	5,000,000.00	4,945,515.00
3136GARY7	11193	01GRF	Federal National Mtg Assn	Fair	5,000,000.00	3.749	09/10/2030	98.263	03/31/2026	4,913,155.00	5,000,000.00	4,913,155.00
3130B8AY8	11197	01GRF	Federal Home Loan Bank	Fair	2,500,000.00	3.740	09/20/2030	98.257	03/31/2026	2,456,430.00	2,500,000.00	2,456,430.00
3130B8AV4	11196	01GRF	Federal Home Loan Bank	Fair	2,500,000.00	3.800	10/15/2030	98.394	03/31/2026	2,459,852.50	2,500,000.00	2,459,852.50
3134HB7H8	11200	01GRF	Federal Home Loan Mtg Corp	Fair	3,000,000.00	4.000	11/20/2030	99.338	03/31/2026	2,980,146.00	3,000,000.00	2,980,146.00
3130B8MA7	11201	01GRF	Federal Home Loan Bank	Fair	3,000,000.00	3.900	11/26/2030	98.561	03/31/2026	2,956,854.00	3,000,000.00	2,956,854.00
3136GCAY1	11204	01GRF	Federal National Mtg Assn	Fair	5,000,000.00	3.875	12/16/2030	98.516	03/31/2026	4,925,810.00	5,000,000.00	4,925,810.00
3134HCLQ0	11220	01GRF	Federal Home Loan Mtg Corp	Fair	3,000,000.00	4.100	12/30/2030	98.818	03/31/2026	2,964,549.00	2,987,033.46	2,964,549.00

**Delaware River Joint TBC
Investment Classification
March 31, 2026**

CUSIP	Investment #	Fund	Issuer	Investment Class	Par Value	YTM	Maturity Date	Market Price	Market Date	Market Value	Book Value	Reported Value
General Reserve Fund												
3130B96R6	11207	01GRF	Federal Home Loan Bank	Fair	1,170,000.00	3.864	01/17/2031	98.910	03/31/2026	1,157,250.51	1,167,744.92	1,157,250.51
3136GCJL0	11208	01GRF	Federal National Mtg Assn	Fair	3,000,000.00	4.000	01/21/2031	99.319	03/31/2026	2,979,582.00	3,000,000.00	2,979,582.00
3130B9RZ5	11214	01GRF	Federal Home Loan Bank	Fair	5,000,000.00	3.851	03/06/2031	98.589	03/31/2026	4,929,465.00	4,997,530.61	4,929,465.00
3130B9R77	11215	01GRF	Federal Home Loan Bank	Fair	1,630,000.00	4.022	03/10/2031	98.926	03/31/2026	1,612,500.32	1,628,389.02	1,612,500.32
3130B9UG3	11218	01GRF	Federal Home Loan Bank	Fair	3,715,000.00	4.125	03/11/2031	99.362	03/31/2026	3,691,313.16	3,715,000.00	3,691,313.16
				Subtotal	245,216,848.11	4.068				245,181,714.20	245,721,830.60	245,181,714.20
Operating Fund												
38145C752	10108	01OF	Goldman Sachs Ila Fed Port	Amort	3,761.37	2.720		100.000	03/31/2026	3,761.37	3,761.37	3,761.37
91282CMH1	11211	01OF	U.S. Treasury	Fair	9,212,000.00	3.571	01/31/2027	100.304	03/31/2026	9,240,067.77	9,253,462.00	9,240,067.77
				Subtotal	9,215,761.37	3.571				9,243,829.14	9,257,223.37	9,243,829.14
Reserve Maintenance Fund												
38145C752	10106	01RMF	Goldman Sachs Ila Fed Port	Amort	4,234.38	2.720		100.000	03/31/2026	4,234.38	4,234.38	4,234.38
91282CMH1	11210	01RMF	U.S. Treasury	Fair	12,463,000.00	3.571	01/31/2027	100.304	03/31/2026	12,500,973.14	12,519,094.32	12,500,973.14
				Subtotal	12,467,234.38	3.571				12,505,207.52	12,523,328.70	12,505,207.52
Scudder Falls Insurance Reserv												
38145C752	10506	01SFIR	Goldman Sachs Ila Fed Port	Amort	913,277.99	2.720		100.000	03/31/2026	913,277.99	913,277.99	913,277.99
				Subtotal	913,277.99	2.720				913,277.99	913,277.99	913,277.99
Debt Service Reserve Fund Comm												
38145C752	10994	06DSRF	Goldman Sachs Ila Fed Port	Amort	17,747.01	2.720		100.000	03/31/2026	17,747.01	17,747.01	17,747.01
91282CMH1	11212	06DSRF	U.S. Treasury	Fair	47,785,000.00	3.571	01/31/2027	100.304	03/31/2026	47,930,594.68	48,000,073.98	47,930,594.68
				Subtotal	47,802,747.01	3.571				47,948,341.69	48,017,820.99	47,948,341.69
				Total	315,620,220.07	3.955				315,796,721.75	316,437,832.86	315,796,721.75

DELAWARE RIVER JOINT TOLL BRIDGE COMMISSION
Meeting of April 27, 2026
TOLL TRAFFIC AND REVENUE STATISTICS (March 2026)

Summary: The Commission recorded an increase in total toll revenue for March 2026 in comparison to the March 2025 traffic and revenue statistics. Total toll traffic however reflected a slight decrease for the month. It should be noted that the Commission increased toll rates for all vehicle classifications effective January 1, 2026. In addition, it should be noted that cash toll collections were eliminated at TM, I78, EP, and DWG on January 12, 2025.

Analysis of March 2026 / March 2025 toll revenue data comparison:

- Total toll revenue increased by **\$7,368,545** or 44.64 percent at the Commission's eight toll bridges for the month of March.
- Commercial-vehicle toll revenue increased \$5,153,380, or 45.95 percent.
- Passenger-vehicle toll revenue increased \$2,215,165 or 41.87 percent.

Analysis of March 2026 / March 2025 traffic data comparison:

- Total toll traffic decreased by **1,080** vehicles, or 0.03 percent for the month.
- Commercial-vehicle traffic decreased by 13,945 vehicles, or 2.38 percent.
- Passenger-vehicle toll traffic increased by 12,865 vehicles, or 0.41 percent.
- Average daily toll traffic for the Commission's toll bridges for March 2026 was 120,291 total vehicles as compared to the 120,326 total vehicles recorded in March 2025, a decrease on average of 35 vehicles a day.
- Total recorded westbound traffic volume at the 10 toll supported bridges for March 2026 increased by 34,959 vehicles, or 2.0 percent as compared to March 2025. Average daily westbound traffic on the toll supported bridges was 57,725 vehicles in March 2026 as compared to 56,597 vehicles in March 2025, an increase of 1,128 vehicles a day.

Traffic analysis for March 2026:

- Total toll traffic for the eight toll bridges is reflecting a 2.42 percent decrease for the first three months of 2026 as compared to the same three-month period of 2025.
- Westbound traffic on the ten toll supported bridges reflects an increase of 0.2 percent through the first three months of 2026 when compared to 2025.

REGION REVIEW:

Southern Region

Total toll traffic at Trenton-Morrisville (TM) reflected a 1.98 percent increase for March 2026 when compared to March 2025 as the result of the increase of 15,083 cars and the decrease of 1,191 trucks. The Scudder Falls Bridge recorded a 1.65 percent decrease in total toll traffic for March 2026 compared to March 2025 due to decreases of 6,311 cars and 4,955 trucks. At New Hope-Lambertville (NHL), a decrease of 10,778 cars combined with a decrease of 1,152 trucks resulted in an overall decrease of 8.97 percent in total toll traffic for March 2026 as compared to March 2025.

Central Region

The I-78 Toll Bridge recorded a decrease of 0.71 percent in total toll traffic for the month of March 2026 when compared to March 2025 as the result of the increase of 3,024 cars and the decrease of 9,450 trucks. At the Easton-Phillipsburg (EP) Toll Bridge, combined decreases of 26,093 passenger vehicles and 7,714 trucks generated a 7.45 percent decrease in total toll traffic for March 2026 as compared to March 2025.

Northern Region

Portland-Columbia (PC) recorded a 5.08 percent increase in total toll traffic during March 2026 compared to March 2025 as the result of the combined increases of 4,460 automobiles and 198 trucks. At the Delaware Water Gap (DWG) Toll Bridge, the increase of 34,764 passenger vehicles and the increase of 11,562 trucks generated a total increase of 6.82 percent in toll traffic for March 2026 when compared to March 2025. At Milford-Montague (MM), decreases of 1,284 passenger vehicles and 1,243 trucks produced a 2.94 percent decrease in total toll traffic for the month of March 2026 as compared to March 2025.

E-ZPass Penetration Rates

The table below provides a comparison of the *E-ZPass* penetration rates for the Commission's eight (8) toll bridges for the months of March 2026 and March 2025, and the year-to-date periods ending March 31, 2026 and March 31, 2025.

		<i>E-ZPass</i> PENETRATION RATES					
		MAR. 2026	Mar. 2025	Change in Monthly Percentage	YTD 2026	YTD 2025	Change in YTD Percentage
All Toll Bridges	Cars	87.56	87.47	0.09	87.99	87.75	0.24
	Trucks	88.18	88.97	-0.79	88.67	88.74	-0.07
	Total	87.65	87.70	-0.05	88.09	87.91	0.18
Trenton - Morrisville	Cars	87.14	86.84	0.30	87.43	86.79	0.64
	Trucks	85.92	87.15	-1.23	86.55	86.92	-0.37
	Total	87.02	86.87	0.15	87.34	86.81	0.53
Scudder Falls	Cars	92.15	92.02	0.13	92.33	92.33	0.00
	Trucks	89.50	90.21	-0.71	89.72	90.18	-0.46
	Total	92.03	91.92	0.11	92.21	92.21	0.00
New Hope - Lambertville	Cars	93.82	93.92	-0.10	94.07	93.62	0.45
	Trucks	89.78	89.73	0.05	90.13	89.77	0.36
	Total	93.48	93.56	-0.08	93.74	93.29	0.45
I-78	Cars	85.08	84.58	0.50	85.78	84.77	1.01
	Trucks	89.06	89.84	-0.78	89.39	89.40	-0.01
	Total	86.29	86.23	0.06	86.90	86.28	0.62
Easton - Phillipsburg	Cars	89.26	89.31	-0.05	89.35	89.62	-0.27
	Trucks	88.38	87.63	0.75	88.23	87.44	0.79
	Total	89.20	89.18	0.02	89.27	89.44	-0.17
Portland - Columbia	Cars	89.11	88.60	0.51	89.34	89.30	0.04
	Trucks	87.38	88.40	-1.02	88.26	88.55	-0.29
	Total	88.89	88.57	0.32	89.21	89.20	0.01
Delaware Water Gap	Cars	82.82	83.03	-0.21	83.83	83.82	0.01
	Trucks	87.25	88.05	-0.80	88.09	88.23	-0.14
	Total	83.68	83.99	-0.31	84.64	84.68	-0.04
Milford - Montague	Cars	89.60	87.95	1.65	89.37	88.71	0.66
	Trucks	87.44	89.64	-2.20	88.09	88.63	-0.54
	Total	89.52	88.03	1.49	89.32	88.70	0.62

Starting 11pm on January 12th, 2025, the Commission ceased cash toll collections at TM, I-78, EP and DWG, and completed soft AET conversions at all toll bridges.

DELAWARE RIVER JOINT TOLL BRIDGE COMMISSION
ALL TOLL BRIDGES
COMPARATIVE STATEMENT OF TOLL TRAFFIC AND REVENUE

MARCH 2026

MARCH 1, 2025		MARCH 1, 2026		VEHICLE CLASS	MONTH OF		MONTH OF	
MARCH 31, 2025		MARCH 31, 2026			MARCH 2026		MARCH 2025	
90 DAYS		90 DAYS			31 DAYS		31 DAYS	
NUMBER OF VEHICLES	TOTAL REVENUE	NUMBER OF VEHICLES	TOTAL REVENUE		NUMBER OF VEHICLES	TOTAL REVENUE	NUMBER OF VEHICLES	TOTAL REVENUE
8,690,267	\$ 14,738,320.35	8,560,672	\$ 20,422,437.55	PASSENGER	3,157,150	\$ 7,545,675.55	3,144,285	\$ 5,352,950.10
-	(140,831.00)		(142,456.50)	<i>Commission Vehicle</i>	-	(39,966.00)	-	(62,406.00)
8,690,267	\$ 14,597,489.35	8,560,672	\$ 20,279,981.05	<i>Non-Rev Crossings</i>				
				TOTAL PASSENGER	3,157,150	\$ 7,505,709.55	3,144,285	\$ 5,290,544.10
341,737	3,113,293.95	271,381	3,640,461.00	2-Axle Trucks	98,270	1,318,356.00	119,727	1,090,127.30
113,088	1,546,320.00	110,871	2,221,681.50	3-Axle Trucks	41,064	824,107.50	38,052	520,345.50
113,529	2,073,896.00	106,377	2,849,422.00	4-Axle Trucks	39,607	1,059,166.00	40,374	737,236.00
1,086,710	24,745,855.00	1,043,876	34,791,525.00	5-Axle Trucks	383,267	12,781,195.00	378,706	8,622,182.50
23,939	650,592.00	25,451	1,007,016.00	6-Axle Trucks	9,388	371,724.00	8,702	236,508.00
854	29,227.50	765	38,560.50	7-Axle Trucks	286	14,399.00	266	9,168.00
1,679,857	\$ 32,159,184.45	1,558,721	\$ 44,548,666.00	TOTAL TRUCKS	571,882	\$ 16,368,947.50	585,827	\$ 11,215,567.30
10,370,124	\$ 46,756,673.80	10,119,393	\$ 64,828,647.05	TOTAL TOLL VEHICLES	3,729,032	\$ 23,874,657.05	3,730,112	\$ 16,506,111.40
115,224	\$ 519,518.60	112,438	\$ 720,318.30	DAILY AVERAGE	120,291	\$ 770,150.23	120,326	\$ 532,455.21

YTD Rate Change

Traffic (toll)	-2.42%
Autos	-1.49%
Trucks	-7.21%
Revenue	38.65%
Autos	38.93%
Trucks	38.53%

MTD Rate Change

Traffic (toll)	-0.03%
Autos	0.41%
Trucks	-2.38%
Revenue	44.64%
Autos	41.87%
Trucks	45.95%

Note: The Commission implemented toll rate increases at all toll bridges on January 1st, 2026.

DELAWARE RIVER JOINT TOLL BRIDGE COMMISSION
 TRENTON - MORRISVILLE TOLL BRIDGE
 COMPARATIVE STATEMENT OF TOLL TRAFFIC AND REVENUE

MARCH 2026

MARCH 1, 2025 MARCH 31, 2025 90 DAYS		MARCH 1, 2026 MARCH 31, 2026 90 DAYS		VEHICLE CLASS	MONTH OF MARCH 2026 31 DAYS		MONTH OF MARCH 2025 31 DAYS	
NUMBER OF VEHICLES	TOTAL REVENUE	NUMBER OF VEHICLES	TOTAL REVENUE		NUMBER OF VEHICLES	TOTAL REVENUE	NUMBER OF VEHICLES	TOTAL REVENUE
1,696,663	\$ 2,899,739.75	1,715,691	\$ 4,118,802.25	PASSENGER	643,545	\$ 1,545,918.75	628,462	\$ 1,074,824.75
	(20,800.00)		(26,768.00)	<i>Commission Vehicle</i>		(8,627.50)		(9,597.50)
1,696,663	\$ 2,878,939.75	1,715,691	\$ 4,092,034.25	<i>Non-Rev Crossings</i>	643,545	\$ 1,537,291.25	628,462	\$ 1,065,227.25
				TOTAL PASSENGER				
68,383	623,460.00	55,334	741,377.00	2-Axle Trucks	19,845	265,581.00	24,226	220,827.00
33,736	462,003.00	31,237	628,410.00	3-Axle Trucks	11,112	223,716.00	10,039	137,371.50
20,729	378,318.00	23,309	624,138.00	4-Axle Trucks	8,924	239,350.00	7,128	130,076.00
83,179	1,901,437.50	79,847	2,685,890.00	5-Axle Trucks	30,275	1,018,597.50	30,138	688,875.00
2,101	57,339.00	2,305	92,292.00	6-Axle Trucks	922	37,020.00	736	20,058.00
52	1,662.50	56	2,649.50	7-Axle Trucks	18	861.00	20	640.50
208,180	\$ 3,424,220.00	192,088	\$ 4,774,756.50	TOTAL TRUCKS	71,096	\$ 1,785,125.50	72,287	\$ 1,197,848.00
1,904,843	\$ 6,303,159.75	1,907,779	\$ 8,866,790.75	TOTAL TOLL VEHICLES	714,641	\$ 3,322,416.75	700,749	\$ 2,263,075.25
21,165	\$ 70,035.11	21,198	\$ 98,519.90	DAILY AVERAGE	23,053	\$ 107,174.73	22,605	\$ 73,002.43

YTD Rate Change

Traffic (toll)	0.15%
Autos	1.12%
Trucks	-7.73%
Revenue	40.67%
Autos	42.14%
Trucks	39.44%

MTD Rate Change

Traffic (toll)	1.98%
Autos	2.40%
Trucks	-1.65%
Revenue	46.81%
Autos	44.32%
Trucks	49.03%

DELAWARE RIVER JOINT TOLL BRIDGE COMMISSION
 SCUDDER FALLS TOLL BRIDGE
 COMPARATIVE STATEMENT OF TOLL TRAFFIC AND REVENUE

MARCH 2026

MARCH 1, 2025 MARCH 31, 2025 90 DAYS		MARCH 1, 2026 MARCH 31, 2026 90 DAYS		VEHICLE CLASS	MONTH OF MARCH 2026 31 DAYS		MONTH OF MARCH 2025 31 DAYS	
NUMBER OF VEHICLES	TOTAL REVENUE	NUMBER OF VEHICLES	TOTAL REVENUE		NUMBER OF VEHICLES	TOTAL REVENUE	NUMBER OF VEHICLES	TOTAL REVENUE
1,776,642	\$ 2,880,630.10	1,719,392	\$ 3,861,175.55	PASSENGER	639,556	\$ 1,435,872.55	645,867	\$ 1,051,273.10
	(20,326.50)		(25,339.50)	<i>Commission Vehicle</i>		(9,211.50)		(10,097.50)
1,776,642	\$ 2,860,303.60	1,719,392	\$ 3,835,836.05	<i>Non-Rev Crossings</i>	639,556	1,426,661.05	645,867	\$ 1,041,175.60
				TOTAL PASSENGER				
51,886	471,331.95	39,794	530,076.00	2-Axle Trucks	14,612	194,485.00	18,652	169,401.30
9,001	121,807.50	8,855	174,748.50	3-Axle Trucks	3,071	60,907.50	2,900	39,589.50
6,578	120,330.00	5,999	160,906.00	4-Axle Trucks	2,199	59,020.00	2,521	46,202.00
34,705	790,345.00	32,293	1,075,327.50	5-Axle Trucks	11,673	388,647.50	12,417	282,670.00
450	12,300.00	434	17,232.00	6-Axle Trucks	150	5,949.00	171	4,686.00
40	1,413.00	51	2,581.50	7-Axle Trucks	17	847.00	16	546.00
				TOTAL TRUCKS	31,722	\$ 709,856.00	36,677	\$ 543,094.80
1,879,302	\$ 4,377,831.05	1,806,818	\$ 5,796,707.55	TOTAL TOLL VEHICLES	671,278	\$ 2,136,517.05	682,544	\$ 1,584,270.40
20,881	\$ 48,642.57	20,076	\$ 64,407.86	DAILY AVERAGE	21,654	\$ 68,919.90	22,018	\$ 51,105.50

YTD Rate Change

Traffic (toll)	-3.86%
Autos	-3.22%
Trucks	-14.84%
Revenue	32.41%
Autos	34.11%
Trucks	29.21%

MTD Rate Change

Traffic (toll)	-1.65%
Autos	-0.98%
Trucks	-13.51%
Revenue	34.86%
Autos	37.02%
Trucks	30.71%

DELAWARE RIVER JOINT TOLL BRIDGE COMMISSION
 NEW HOPE - LAMBERTVILLE TOLL BRIDGE
 COMPARATIVE STATEMENT OF TOLL TRAFFIC AND REVENUE

MARCH 2026

MARCH 1, 2025 MARCH 31, 2025 90 DAYS		MARCH 1, 2026 MARCH 31, 2026 90 DAYS		VEHICLE CLASS	MONTH OF MARCH 2026 31 DAYS		MONTH OF MARCH 2025 31 DAYS	
NUMBER OF VEHICLES	TOTAL REVENUE	NUMBER OF VEHICLES	TOTAL REVENUE		NUMBER OF VEHICLES	TOTAL REVENUE	NUMBER OF VEHICLES	TOTAL REVENUE
362,706	\$ 584,185.00	301,442	\$ 663,198.25	PASSENGER	110,741	\$ 243,357.75	121,519	\$ 195,696.00
	(20,892.00)		(20,767.50)	<i>Commission Vehicle</i>		(4,914.50)		(9,202.50)
				<i>Non-Rev Crossings</i>				
362,706	\$ 563,293.00	301,442	\$ 642,430.75	TOTAL PASSENGER	110,741	\$ 238,443.25	121,519	\$ 186,493.50
17,737	159,705.00	13,790	181,835.00	2-Axle Trucks	5,032	66,552.00	5,739	51,058.00
2,807	38,176.50	2,663	53,083.50	3-Axle Trucks	1,131	22,609.50	1,145	15,660.00
2,247	41,348.00	1,792	47,914.00	4-Axle Trucks	661	17,690.00	824	15,142.00
9,940	226,010.00	9,129	304,260.00	5-Axle Trucks	3,336	110,905.00	3,483	79,167.50
862	23,460.00	709	28,395.00	6-Axle Trucks	203	8,232.00	326	8,871.00
7	224.00	7	318.50	7-Axle Trucks	4	182.00	2	63.00
33,600	\$ 488,923.50	28,090	\$ 615,806.00	TOTAL TRUCKS	10,367	\$ 226,170.50	11,519	\$ 169,961.50
396,306	\$ 1,052,216.50	329,532	\$ 1,258,236.75	TOTAL TOLL VEHICLES	121,108	\$ 464,613.75	133,038	\$ 356,455.00
4,403	\$ 11,691.29	3,661	\$ 13,980.41	DAILY AVERAGE	3,907	\$ 14,987.54	4,292	\$ 11,498.55

YTD Rate Change

Traffic (toll)	-16.85%
Autos	-16.89%
Trucks	-16.40%
Revenue	19.58%
Autos	14.05%
Trucks	25.95%

MTD Rate Change

Traffic (toll)	-8.97%
Autos	-8.87%
Trucks	-10.00%
Revenue	30.34%
Autos	27.86%
Trucks	33.07%

DELAWARE RIVER JOINT TOLL BRIDGE COMMISSION
I78 TOLL BRIDGE
COMPARATIVE STATEMENT OF TOLL TRAFFIC AND REVENUE

MARCH 2026

MARCH 1, 2025 MARCH 31, 2025 90 DAYS		MARCH 1, 2026 MARCH 31, 2026 90 DAYS		VEHICLE CLASS	MONTH OF MARCH 2026 31 DAYS		MONTH OF MARCH 2025 31 DAYS	
NUMBER OF VEHICLES	TOTAL REVENUE	NUMBER OF VEHICLES	TOTAL REVENUE		NUMBER OF VEHICLES	TOTAL REVENUE	NUMBER OF VEHICLES	TOTAL REVENUE
1,665,284	\$ 2,909,149.50	1,677,925	\$ 4,128,923.75	PASSENGER	623,075	\$ 1,539,056.75	620,051	\$ 1,086,296.00
	(11,181.50)		(15,053.00)	<i>Commission Vehicle</i>		(3,723.00)		(5,584.00)
				<i>Non-Rev Crossings</i>				
1,665,284	\$ 2,897,968.00	1,677,925	\$ 4,113,870.75	TOTAL PASSENGER	623,075	\$ 1,535,333.75	620,051	\$ 1,080,712.00
86,223	787,690.00	71,999	971,667.00	2-Axle Trucks	26,284	354,579.00	30,021	274,219.00
36,271	495,747.00	35,827	716,802.00	3-Axle Trucks	13,194	264,135.00	12,786	174,523.50
50,239	915,574.00	44,378	1,189,266.00	4-Axle Trucks	15,143	403,368.00	17,068	310,680.00
617,607	14,052,260.00	588,097	19,563,055.00	5-Axle Trucks	213,839	7,117,107.50	217,918	4,956,522.50
12,855	349,047.00	12,675	500,205.00	6-Axle Trucks	4,724	186,414.00	4,810	130,713.00
460	15,687.50	365	18,436.00	7-Axle Trucks	122	6,117.50	153	5,253.50
803,655	\$ 16,616,005.50	753,341	\$ 22,959,431.00	TOTAL TRUCKS	273,306	\$ 8,331,721.00	282,756	\$ 5,851,911.50
2,468,939	\$ 19,513,973.50	2,431,266	\$ 27,073,301.75	TOTAL TOLL VEHICLES	896,381	\$ 9,867,054.75	902,807	\$ 6,932,623.50
27,433	\$ 216,821.93	27,014	\$ 300,814.46	DAILY AVERAGE	28,916	\$ 318,292.09	29,123	\$ 223,633.02

YTD Rate Change

Traffic (toll)	-1.53%
Autos	0.76%
Trucks	-6.26%
Revenue	38.74%
Autos	41.96%
Trucks	38.18%

MTD Rate Change

Traffic (toll)	-0.71%
Autos	0.49%
Trucks	-3.34%
Revenue	42.33%
Autos	42.07%
Trucks	42.38%

DELAWARE RIVER JOINT TOLL BRIDGE COMMISSION
 EASTON - PHILLIPSBURG TOLL BRIDGE
 COMPARATIVE STATEMENT OF TOLL TRAFFIC AND REVENUE

MARCH 2026

MARCH 1, 2025 MARCH 31, 2025 90 DAYS		MARCH 1, 2026 MARCH 31, 2026 90 DAYS		VEHICLE CLASS	MONTH OF MARCH 2026 31 DAYS		MONTH OF MARCH 2025 31 DAYS	
NUMBER OF VEHICLES	TOTAL REVENUE	NUMBER OF VEHICLES	TOTAL REVENUE		NUMBER OF VEHICLES	TOTAL REVENUE	NUMBER OF VEHICLES	TOTAL REVENUE
1,121,637	\$ 1,868,517.25	1,081,906	\$ 2,533,928.75	PASSENGER	391,873	\$ 916,032.75	417,966	\$ 699,104.50
	(14,427.00)		(9,622.00)	<i>Commission Vehicle</i>		(2,612.50)		(6,462.00)
1,121,637	\$ 1,854,090.25	1,081,906	\$ 2,524,306.75	<i>Non-Rev Crossings</i>				
				TOTAL PASSENGER	391,873	\$ 913,420.25	417,966	\$ 692,642.50
37,058	337,615.00	28,097	375,432.00	2-Axle Trucks	10,074	134,313.00	13,286	120,920.00
8,872	122,385.00	7,765	157,260.00	3-Axle Trucks	3,108	62,841.00	3,366	46,354.50
6,470	117,932.00	5,210	137,930.00	4-Axle Trucks	1,865	49,450.00	2,516	45,866.00
44,968	1,025,595.00	35,780	1,194,847.50	5-Axle Trucks	13,121	437,865.00	16,690	380,880.00
472	12,915.00	425	17,166.00	6-Axle Trucks	153	6,156.00	186	5,079.00
11	353.50	20	941.50	7-Axle Trucks	12	567.00	3	94.50
97,851	\$ 1,616,795.50	77,297	\$ 1,883,577.00	TOTAL TRUCKS	28,333	\$ 691,192.00	36,047	\$ 599,194.00
\$ 1,219,488.00	\$ 3,470,885.75	1,159,203	\$ 4,407,883.75	TOTAL TOLL VEHICLES	420,206	\$ 1,604,612.25	454,013	\$ 1,291,836.50
13,550	\$ 38,565.40	12,880	\$ 48,976.49	DAILY AVERAGE	13,555	\$ 51,761.69	14,646	\$ 41,672.15

YTD Rate Change

Traffic (toll)	-4.94%
Autos	-3.54%
Trucks	-21.01%
Revenue	27.00%
Autos	36.15%
Trucks	16.50%

MTD Rate Change

Traffic (toll)	-7.45%
Autos	-6.24%
Trucks	-21.40%
Revenue	24.21%
Autos	31.87%
Trucks	15.35%

DELAWARE RIVER JOINT TOLL BRIDGE COMMISSION
 PORTLAND - COLUMBIA TOLL BRIDGE
 COMPARATIVE STATEMENT OF TOLL TRAFFIC AND REVENUE

MARCH 2026

MARCH 1, 2025 MARCH 31, 2025 90 DAYS		MARCH 1, 2026 MARCH 31, 2026 90 DAYS		VEHICLE CLASS	MONTH OF MARCH 2026 31 DAYS		MONTH OF MARCH 2025 31 DAYS	
NUMBER OF VEHICLES	TOTAL REVENUE	NUMBER OF VEHICLES	TOTAL REVENUE		NUMBER OF VEHICLES	TOTAL REVENUE	NUMBER OF VEHICLES	TOTAL REVENUE
225,323	\$ 377,785.50	227,536	\$ 534,123.75	PASSENGER	83,777	\$ 196,896.00	79,317	\$ 134,134.25
	(17,709.50)		(17,862.00)	<i>Commission Vehicle</i>		(3,788.50)		(7,655.50)
				<i>Non-Rev Crossings</i>				
225,323	\$ 360,076.00	227,536	\$ 516,261.75	TOTAL PASSENGER	83,777	\$ 193,107.50	79,317	\$ 126,478.75
8,765	79,328.00	6,765	90,110.00	2-Axle Trucks	2,335	31,168.00	2,892	26,246.00
2,824	38,617.50	4,277	85,863.00	3-Axle Trucks	1,519	30,694.50	1,178	16,122.00
10,718	196,950.00	10,148	273,580.00	4-Axle Trucks	4,564	122,958.00	4,617	84,622.00
10,059	228,230.00	10,808	358,805.00	5-Axle Trucks	4,084	135,457.50	3,622	82,220.00
124	3,354.00	115	4,575.00	6-Axle Trucks	45	1,782.00	39	1,059.00
7	224.00	4	182.00	7-Axle Trucks	-	-	1	31.50
				TOTAL TRUCKS	12,547	\$ 322,060.00	12,349	\$ 210,300.50
32,497	\$ 546,703.50	32,117	\$ 813,115.00	TOTAL TOLL VEHICLES	96,324	\$ 515,167.50	91,666	\$ 336,779.25
257,820	\$ 906,779.50	259,653	\$ 1,329,376.75	DAILY AVERAGE	3,107	\$ 16,618.31	2,957	\$ 10,863.85
2,865	\$ 10,075.33	2,885	\$ 14,770.85					

YTD Rate Change

Traffic (toll)	0.71%
Autos	0.98%
Trucks	-1.17%
Revenue	46.60%
Autos	43.38%
Trucks	48.73%

MTD Rate Change

Traffic (toll)	5.08%
Autos	5.62%
Trucks	1.60%
Revenue	52.97%
Autos	52.68%
Trucks	53.14%

DELAWARE RIVER JOINT TOLL BRIDGE COMMISSION
 DELAWARE WATER GAP TOLL BRIDGE
 COMPARATIVE STATEMENT OF TOLL TRAFFIC AND REVENUE

MARCH 2026

MARCH 1, 2025 MARCH 31, 2025 90 DAYS		MARCH 1, 2026 MARCH 31, 2026 90 DAYS		VEHICLE CLASS	MONTH OF MARCH 2026 31 DAYS		MONTH OF MARCH 2025 31 DAYS	
NUMBER OF VEHICLES	TOTAL REVENUE	NUMBER OF VEHICLES	TOTAL REVENUE		NUMBER OF VEHICLES	TOTAL REVENUE	NUMBER OF VEHICLES	TOTAL REVENUE
1,613,635	\$ 2,832,845.50	1,615,064	\$ 4,061,523.75	PASSENGER	583,977	\$ 1,480,218.50	549,213	\$ 972,082.75
-	(16,782.00)		(13,302.00)	<i>Commission Vehicle</i>		(2,804.00)	-	(7,345.50)
				<i>Non-Rev Crossings</i>				
1,613,635	\$ 2,816,063.50	1,615,064	\$ 4,048,221.75	TOTAL PASSENGER	583,977	\$ 1,477,414.50	549,213	\$ 964,737.25
63,571	580,428.00	50,276	678,741.00	2-Axle Trucks	18,148	245,709.00	21,968	200,727.00
18,977	259,315.50	19,671	393,871.50	3-Axle Trucks	7,691	154,410.00	6,399	87,447.00
15,987	292,960.00	15,124	404,460.00	4-Axle Trucks	6,102	163,394.00	5,464	100,266.00
284,416	6,480,167.50	286,439	9,560,045.00	5-Axle Trucks	106,365	3,553,517.50	93,741	2,135,977.50
6,991	189,891.00	8,765	346,236.00	6-Axle Trucks	3,187	126,015.00	2,402	65,169.00
252	8,872.00	261	13,395.50	7-Axle Trucks	112	5,768.50	69	2,476.00
				TOTAL TRUCKS				
390,194	\$ 7,811,634.00	380,536	\$ 11,396,749.00		141,605	\$ 4,248,814.00	130,043	\$ 2,592,062.50
				TOTAL TOLL VEHICLES				
2,003,829	\$ 10,627,697.50	1,995,600	\$ 15,444,970.75		725,582	\$ 5,726,228.50	679,256	\$ 3,556,799.75
				DAILY AVERAGE				
22,265	\$ 118,085.53	22,173	\$ 171,610.79		23,406	\$ 184,717.05	21,911	\$ 114,735.48
YTD Rate Change								
Traffic (toll)	-0.41%			MTD Rate Change				
Autos	0.09%			Traffic (toll)				6.82%
Trucks	-2.48%			Autos				6.33%
Revenue	45.33%			Trucks				8.89%
Autos	43.75%			Revenue				60.99%
Trucks	45.89%			Autos				53.14%
				Trucks				63.92%

Footnote: Multiple sinkholes along Interstate 80 near Wharton, NJ, approximately 35 miles east of the Delaware Water Gap Toll Bridge, forced a full shutdown of the highway in both directions beginning March 19, 2025. Repairs were completed, and all westbound lanes reopened on June 14, 2025.

DELAWARE RIVER JOINT TOLL BRIDGE COMMISSION
MILFORD - MONTAGUE TOLL BRIDGE
COMPARATIVE STATEMENT OF TOLL TRAFFIC AND REVENUE

MARCH 2026

MARCH 1, 2025 MARCH 31, 2025 90 DAYS		MARCH 1, 2026 MARCH 31, 2026 90 DAYS		VEHICLE CLASS	MONTH OF MARCH 2026 31 DAYS		MONTH OF MARCH 2025 31 DAYS	
NUMBER OF VEHICLES	TOTAL REVENUE	NUMBER OF VEHICLES	TOTAL REVENUE		NUMBER OF VEHICLES	TOTAL REVENUE	NUMBER OF VEHICLES	TOTAL REVENUE
228,377	\$ 385,467.75	221,716	\$ 520,761.50	PASSENGER	80,606	\$ 188,322.50	81,890	\$ 139,538.75
	(18,712.50)		(13,742.50)	<i>Commission Vehicle</i>		(4,284.50)		(6,461.50)
228,377	\$ 366,755.25	221,716	\$ 507,019.00	<i>Non-Rev Crossings</i>	80,606	\$ 184,038.00	81,890	\$ 133,077.25
				TOTAL PASSENGER				
8,114	73,736.00	5,326	71,223.00	2-Axle Trucks	1,940	25,969.00	2,943	26,729.00
600	8,268.00	576	11,643.00	3-Axle Trucks	238	4,794.00	239	3,277.50
561	10,484.00	417	11,228.00	4-Axle Trucks	149	3,936.00	236	4,382.00
1,836	41,810.00	1,483	49,295.00	5-Axle Trucks	574	19,097.50	697	15,870.00
84	2,286.00	23	915.00	6-Axle Trucks	4	156.00	32	873.00
25	791.00	1	56.00	7-Axle Trucks	1	56.00	2	63.00
11,220	\$ 137,375.00	7,826	\$ 144,360.00	TOTAL TRUCKS	2,906	\$ 54,008.50	4,149	\$ 51,194.50
239,597	\$ 504,130.25	229,542	\$ 651,379.00	TOTAL TOLL VEHICLES	83,512	\$ 238,046.50	86,039	\$ 184,271.75
2,662	\$ 5,601.45	2,550	\$ 7,237.54	DAILY AVERAGE	2,694	\$ 7,678.92	2,775	\$ 5,944.25

YTD Rate Change

Traffic (toll)	-4.20%
Autos	-2.92%
Trucks	-30.25%
Revenue	29.21%
Autos	38.24%
Trucks	5.08%

MTD Rate Change

Traffic (toll)	-2.94%
Autos	-1.57%
Trucks	-29.96%
Revenue	29.18%
Autos	38.29%
Trucks	5.50%



Delaware River Joint Toll Bridge Commission Toll Supported Bridge - Westbound Traffic Counts March 2026

Bridge	Westbound Volume					
	March 2026	March 2025	% Change	YTD 2026	YTD 2025	% Change
Lower Trenton	462,470	456,746	1.3%	1,244,681	1,269,227	-1.9%
Calhoun Street	323,469	326,918	-1.1%	875,464	899,267	-2.6%
Washington Crossing	133,785	131,895	1.4%	349,573	357,298	-2.2%
New Hope-Lambertville ¹	148,865	150,087	-0.8%	389,202	342,873	13.5%
Centre Bridge-Stockton	78,861	89,957	-12.3%	209,462	231,860	-9.7%
Uhlerstown-Frenchtown ^{2,3}	68,882	-	100.0%	186,786	101,445	84.1%
Upper Black Eddy-Milford ^{2,3}	46,064	83,094	-44.6%	126,063	171,632	-26.6%
Riegelsville	48,863	48,912	-0.1%	128,507	127,941	0.4%
Northampton Street	401,479	393,040	2.1%	1,090,157	1,091,747	-0.1%
Riverton-Belvidere	76,741	73,871	3.9%	201,409	197,533	2.0%
Total	1,789,479	1,754,520	2.0%	4,801,304	4,790,823	0.2%

NOTES:

- In October 2024, eastbound traffic was detoured over the US Route 202 NH-L TB, under Contract No. TS-694A NH-L TSB Rehabilitation. In October 2024, the traffic counter was reconfigured to count WB traffic only, under Contract No. TS-694A NH-L TSB Rehabilitation. NH-L TSB closed to both directions of traffic from 12:00 AM, January 13, 2025 through 12:00 PM January 23, 2025 due to a pin replacement for Contract No. TS-694A NH-L TSB Rehabilitation. On February 14, 2025, the eastbound traffic detour was removed and the bridge was reopened to two-way traffic. On Monday, March 3, 2025, the traffic counter was reconfigured for two-way traffic. Periodic alternating traffic continued in March 2026 for Contract No. TS-694A NH-L TSB Rehabilitation. Construction under Contract No. T-754A New Hope-Lambertville Toll Bridge All Electronic Tolling (AET) Conversion & PA Abutment Backwall Replacement began on June 18, 2025. Traffic is limited to one lane in each direction over the US Route 202 NH-L TB. Effects of this work can be seen in traffic increases in both directions over the NH-L TSB.
- On February 20, 2025, westbound (PA bound) traffic detoured under Contract No. TS-642A U-F TSB Rehabilitation. Traffic counter was reconfigured to one-way eastbound (NJ bound) counts on Monday, March 3, 2025. On October 18, 2025, two-way traffic resumed across the bridge, but only on weekends. On October 29, 2025, the bridge was reopened to two-way traffic, with periodic short-term closures on weekdays only; which will continue until project completion. Traffic counter was recalibrated on March 12, 2026 due to low counts. March 1 through 11, 2026 data was interpolated using the average daily counts from the rest of the month. Traffic counts will continue to be monitored.
- Total traffic volume appears to be correct. However, based on the geometry on the bridge, the location of the traffic sensor, and the driving habits of motorists, we will continue to monitor the Eastbound/Westbound directional percentage split.

**Due to the narrowness of many of the toll-supported bridges, some vehicles drive over the centerline when there is no oncoming traffic, causing directional misclassification.*



Delaware River Joint Toll Bridge Commission Toll-Supported Bridge Traffic Counts March 2026

Bridge	Eastbound				Westbound				Total Volume	
	March 2026		March 2025		March 2026		March 2025		March 2026	March 2025
	Volume	% of Total	Volume	% of Total	Volume	% of Total	Volume	% of Total		
Lower Trenton	85,739	15.6%	86,294	15.9%	462,470	84.4%	456,746	84.1%	548,209	543,040
Calhoun Street	228,627	41.4%	225,144	40.8%	323,469	58.6%	326,918	59.2%	552,096	552,062
Washington Crossing	57,072	29.9%	64,553	32.9%	133,785	70.1%	131,895	67.1%	190,857	196,448
New Hope-Lambertville ¹	130,529	46.7%	111,839	42.7%	148,865	53.3%	150,087	57.3%	279,394	261,926
Centre Bridge-Stockton	57,770	42.3%	60,196	40.1%	78,861	57.7%	89,957	59.9%	136,631	150,153
Uhlerstown-Frenchtown ^{2,3}	50,788	42.4%	36,260	100.0%	68,882	57.6%	-	0.0%	119,670	36,260
Upper Black Eddy-Milford ^{2,3}	58,386	55.9%	64,476	43.7%	46,064	44.1%	83,094	56.3%	104,450	147,570
Riegelsville	38,124	43.8%	39,005	44.4%	48,863	56.2%	48,912	55.6%	86,987	87,917
Northampton Street	167,974	29.5%	168,363	30.0%	401,479	70.5%	393,040	70.0%	569,453	561,403
Riverton-Belvidere	51,697	40.3%	53,450	42.0%	76,741	59.7%	73,871	58.0%	128,438	127,321
Total	926,706	34.1%	909,580	34.1%	1,789,479	65.9%	1,754,520	65.9%	2,716,185	2,664,100

NOTES:

- In October 2024, eastbound traffic was detoured over the US Route 202 NH-L TB, under Contract No. TS-694A NH-L TSB Rehabilitation. In October 2024, the traffic counter was reconfigured to count WB traffic only, under Contract No. TS-694A NH-L TSB Rehabilitation. NH-L TSB closed to both directions of traffic from 12:00 AM, January 13, 2025 through 12:00 PM January 23, 2025 due to a pin replacement for Contract No. TS-694A NH-L TSB Rehabilitation. On February 14, 2025, the eastbound traffic detour was removed and the bridge was reopened to two-way traffic. On Monday, March 3, 2025, the traffic counter was reconfigured for two-way traffic. Periodic weekday alternating traffic continued in March 2026 for Contract No. TS-694A NH-L TSB Rehabilitation. Construction under Contract No. T-754A New Hope-Lambertville Toll Bridge All Electronic Tolling (AET) Conversion & PA Abutment Backwall Replacement began on June 18, 2025. Traffic is limited to one lane in each direction over the US Route 202 NH-L TB. Effects of this work can be seen in traffic increases in both directions over the NH-L TSB.
- On February 20, 2025, westbound (PA bound) traffic detoured under Contract No. TS-642A U-F TSB Rehabilitation. Traffic counter was reconfigured to one-way eastbound (NJ bound) counts on Monday, March 3, 2025. On October 18, 2025, two-way traffic resumed across the bridge, but only on weekends. On October 29, 2025, the bridge was reopened to two-way traffic, with periodic short-term closures on weekdays only; which will continue until project completion. Traffic counter was recalibrated on March 12, 2026 due to low counts. March 1 through 11, 2026 data was interpolated using the average daily counts from the rest of the month. Traffic counts will continue to be monitored.
- Total traffic volume appears to be correct. However, based on the geometry on the bridge, the location of the traffic sensor, and the driving habits of motorists, we will continue to monitor the Eastbound/Westbound directional percentage split.

**Due to the narrowness of many of the toll-supported bridges, some vehicles drive over the centerline when there is no oncoming traffic, causing directional misclassification.*



Delaware River Joint Toll Bridge Commission Toll Supported Bridge - Two Way Traffic Counts March 2026

Bridge	Total Volume					
	March 2026	March 2025	% Change	YTD 2026	YTD 2025	% Change
Lower Trenton	548,209	543,040	1.0%	1,471,764	1,502,376	-2.0%
Calhoun Street	552,096	552,062	0.0%	1,495,769	1,519,676	-1.6%
Washington Crossing	190,857	196,448	-2.8%	502,725	538,139	-6.6%
New Hope-Lambertville ¹	279,394	261,926	6.7%	761,324	498,157	52.8%
Centre Bridge-Stockton	136,631	150,153	-9.0%	361,006	393,332	-8.2%
Uhlerstown-Frenchtown ^{2,3}	119,670	36,260	230.0%	326,136	225,375	44.7%
Upper Black Eddy-Milford ^{2,3}	104,450	147,570	-29.2%	281,144	334,713	-16.0%
Riegelsville	86,987	87,917	-1.1%	230,297	232,600	-1.0%
Northampton Street	569,453	561,403	1.4%	1,547,997	1,559,928	-0.8%
Riverton-Belvidere	128,438	127,321	0.9%	338,571	339,343	-0.2%
Total	2,716,185	2,664,100	2.0%	7,316,733	7,143,639	2.4%

NOTES:

1. In October 2024, eastbound traffic was detoured over the US Route 202 NH-L TB, under Contract No. TS-694A NH-L TSB Rehabilitation. In October 2024, the traffic counter was reconfigured to count WB traffic only, under Contract No. TS-694A NH-L TSB Rehabilitation. NH-L TSB closed to both directions of traffic from 12:00 AM, January 13, 2025 through 12:00 PM January 23, 2025 due to a pin replacement for Contract No. TS-694A NH-L TSB Rehabilitation. On February 14, 2025, the eastbound traffic detour was removed and the bridge was reopened to two-way traffic. On Monday, March 3, 2025, the traffic counter was reconfigured for two-way traffic. Periodic alternating traffic continued in March 2026 for Contract No. TS-694A NH-L TSB Rehabilitation. Construction under Contract No. T-754A New Hope-Lambertville Toll Bridge All Electronic Tolling (AET) Conversion & PA Abutment Backwall Replacement began on June 18, 2025. Traffic is limited to one lane in each direction over the US Route 202 NH-L TB. Effects of this work can be seen in traffic increases in both directions over the NH-L TSB.

2. On February 20, 2025, westbound (PA bound) traffic detoured under Contract No. TS-642A U-F TSB Rehabilitation. Traffic counter was reconfigured to one-way eastbound (NJ bound) counts on Monday, March 3, 2025. On October 18, 2025, two-way traffic resumed across the bridge, but only on weekends. On October 29, 2025, the bridge was reopened to two-way traffic, with periodic short-term closures on weekdays only; which will continue until project completion. Traffic counter was recalibrated on March 12, 2026 due to low counts. March 1 through 11, 2026 data was interpolated using the average daily counts from the rest of the month. Traffic counts will continue to be monitored.

3. Total traffic volume appears to be correct. However, based on the geometry on the bridge, the location of the traffic sensor, and the driving habits of motorists, we will continue to monitor the Eastbound/Westbound directional percentage split.

**Due to the narrowness of many of the toll-supported bridges, some vehicles drive over the centerline when there is no oncoming traffic, causing directional misclassification.*



Delaware River Joint Toll Bridge Commission Toll Bridge - Two Way Traffic Counts

March 2026

Bridge	Total Volume (all classes)					
	March 2026	March 2025	% Change	YTD 2026	YTD 2025	% Change
Trenton-Morrisville	1,641,630	1,614,518	1.7%	4,412,060	4,437,303	-0.6%
Scudder Falls	1,407,791	1,415,575	-0.5%	3,796,232	3,910,999	-2.9%
New Hope-Lambertville ^{1, 1A}	315,852	331,104	-4.6%	882,087	1,023,747	-13.8%
Interstate 78 ²	1,890,661	1,950,508	-3.1%	5,103,306	5,275,287	-3.3%
Easton - Phillipsburg	1,014,789	1,059,176	-4.2%	2,782,991	2,882,264	-3.4%
Portland-Columbia ^{3,4}	206,050	192,597	7.0%	553,816	539,234	2.7%
Delaware Water Gap ^{3,4}	1,479,198	1,352,895	9.3%	4,048,896	3,979,014	1.8%
Milford - Montague	178,878	185,362	-3.5%	489,573	510,322	-4.1%
Total	8,134,849	8,101,735	0.4%	22,068,961	22,558,170	-2.2%

NOTES:

1. On January 30, 2024, eastbound traffic detour set in place due to construction under Contract No. TS-694A NH-L TSB Rehabilitation. On February 17, 2025, NH-L TSB eastbound traffic detour was removed and the bridge was reopened to two-way traffic. Construction began for Contract T-754A New Hope-Lambertville Toll Bridge All Electronic Tolling (AET) Conversion & PA Abutment Backwall Replacement on June 18, 2025. Effects of this work can be seen in traffic increases in both directions over the NH-L TSB.

1A. Traffic counter was removed on July 7, 2025 and will be relocated in the future under Contract No. T-754A, therefore the northbound traffic was estimated. Due to construction at the NH-L TSB bridge in 2025 that detoured onto the Toll Bridge, 2026 numbers were estimated by using 2024 NH-L TB numbers and decreasing them by 1.9%, the year-to-date average percent change in Toll Bridge Traffic from March 2024 to March 2025, excluding NH-L TB. Those figures were then decreased by 1.7%, the year-to-date average percent change in Toll Bridge Traffic from March 2025 to March 2026 for Trenton - Morrisville & Scudder Falls Toll Bridges.

2. Construction for Contract T-766A I-78 NJ Roadway Rehabilitation and Power & Communication Infrastructure Improvements began on April 15, 2024. Final completion was reached on July 16, 2025.

3. On November 9, 2024, a portion of Route 611 between DWG and P-C was re-opened to traffic in a long-term temporary configuration of one lane, alternating via traffic signals. It will remain in this configuration.

4. Between December 2024 and March 2025, multiple sink holes appeared along the Interstate 80 (I-80) corridor near Wharton, NJ, about 35 miles East of the DWG Toll Bridge. On March 19, 2025, Interstate 80 was shut down in both directions. On June 21, 2025 Interstate 80 was re-opened with all lanes in both directions. Effects of this were seen in monthly traffic counts at Delaware Water Gap and Portland – Columbia Toll Bridges.

DELAWARE RIVER JOINT TOLL BRIDGE COMMISSION

Meeting of April 27th, 2026

STATISTICAL SUMMARY OF EXPENDITURES

There follow reports entitled “**Budget vs Actual**” covering the month of March 2026 relative to Toll Bridges, Toll Supported Bridges and Administration Departments.

Total operating expenses plus encumbrance totaled \$7,780,031 for the month of March. For the 2026 fiscal period, total expenses plus encumbrances amounted to \$24,531,393 which represents 84.43% of 2026 year-to-date operating budget.

There were no unusual expenses during the month.

Delaware River Joint Toll Bridge Commission
Budget vs Actual
For the Three Months Ending March 31, 2026

TOTAL COMMISSION

	Annual Budget 2026	YTD Budget 2026	Expended For The Month	Expended Year To Date	Encumbered	Remaining Annual Budget
Regular Employee Salaries	\$28,153,881	6,541,128	\$2,069,775	\$6,352,180	\$0	\$21,801,701
Part-Time Employee Wages	458,975	114,744	24,397	54,730	0	404,245
Overtime Wages	2,903,683	1,308,653	229,182	856,791	0	2,046,892
Pension Contributions	10,184,239	2,455,026	654,891	2,062,097	0	8,122,142
FICA Contributions	2,496,695	576,137	183,806	575,310	0	1,921,386
Regular Employee Healthcare Benefits	16,904,256	4,238,958	1,493,649	3,338,072	0	13,566,185
Life Insurance Benefits	308,218	77,055	23,710	71,152	0	237,067
Unemployment Compensation Benefits	100,000	25,000	(841)	(841)	0	100,841
Utility Expense	1,252,985	367,228	112,024	251,782	91,294	909,909
Office Expense	385,849	162,509	19,870	49,658	60,535	275,656
Telecommunication Expense	1,562,739	390,685	88,049	299,247	1,440	1,262,052
Information Technology Expense	1,281,117	539,238	112,585	255,249	275,537	750,332
Professional Development/Meetings	965,350	240,888	17,262	66,852	30,810	867,688
Vehicle Maintenance Expense and Fuel	819,727	562,549	56,055	167,236	324,762	327,728
Operations Maintenance Expense	2,578,394	1,231,881	193,147	352,773	718,176	1,507,444
ESS Operating Maintenance Expense	1,568,870	388,093	177,779	272,096	9,123	1,287,651
Commission Expense	24,126	5,281	3,781	5,675	37	18,414
Uniform Expense	475,110	119,527	20,746	44,720	25,673	404,717
Business Insurance	6,982,559	1,689,390	492,006	1,504,488	0	5,478,071
Licenses & Inspections Expense	25,263	6,316	1,208	2,502	0	22,761
Advertising	61,136	10,534	222	1,134	0	60,002
Professional Services	4,483,225	1,184,940	117,145	248,693	8,263	4,226,269
State Police Bridge Security	8,842,902	2,210,725	697,788	2,060,706	0	6,782,196
ETC Equip/Traffic Counter Maint	1,517,000	380,409	103,364	310,092	10,500	1,196,408
General Contingency	475,000	118,760	0	0	0	475,000
ETC Operating Expense	16,402,704	4,100,676	1,111,988	3,772,853	0	12,629,851
Total	\$111,214,000	\$29,046,328	\$8,003,590	\$22,975,244	\$1,556,149	\$86,682,607

Delaware River Joint Toll Bridge Commission
Budget vs Actual
For the Three Months Ending March 31, 2026

ADMINISTRATION*

	Annual Budget 2026	YTD Budget 2026	Expended For The Month	Expended Year To Date	Encumbered	Remaining Annual Budget
OPERATING EXPENSE						
Regular Employee Salaries	\$6,913,712	1,597,723	\$500,029	\$1,517,981	\$0	\$5,395,730
Part-Time Employee Wages	452,000	113,000	24,397	54,730	0	397,270
Overtime Wages	20,721	17,612	384	3,593	0	17,128
Pension Contributions	2,177,010	502,367	142,145	429,607	0	1,747,404
FICA Contributions	535,992	123,686	38,316	116,511	0	419,481
Regular Employee Healthcare Benefits	3,235,515	811,269	281,910	627,333	0	2,608,182
Life Insurance Benefits	73,141	18,285	5,397	16,213	0	56,928
Unemployment Compensation Benefits	100,000	25,000	(841)	(841)	0	100,841
Utility Expense	168,911	48,554	14,325	28,286	0	140,625
Office Expense	263,415	111,336	13,730	35,046	40,354	188,016
Telecommunication Expense	161,578	40,395	5,973	23,590	0	137,988
Information Technology Expense	1,270,700	542,675	112,585	255,249	275,537	739,915
Professional Development/Meetings	827,065	206,766	10,431	56,307	30,810	739,949
Vehicle Maintenance Expense and Fuel	58,636	50,725	2,324	5,193	42,030	11,413
Operations Maintenance Expense	193,163	53,839	20,737	34,958	34,960	123,244
Commission Expense	24,126	5,281	3,781	5,675	37	18,414
Uniform Expense	10,085	2,428	728	959	0	9,126
Business Insurance	521,845	74,211	24,214	23,630	0	498,215
Licenses & Inspections Expense	475	119	0	0	0	475
Advertising	61,136	10,534	222	1,134	0	60,002
Professional Services	1,542,490	449,756	83,856	219,997	8,263	1,314,231
General Contingency	475,000	118,760	0	0	0	475,000
OPERATING EXPENSE SUBTOTAL	\$19,086,715	\$4,924,320	\$1,284,642	\$3,455,148	\$431,991	\$15,199,576
ADM OPS AIIOCATION						
TES Allocation			(124,908)	(337,635)		
ADM OPS AIIOCATION SUBTOTAL			(\$124,908)	(\$337,635)		
			\$0	\$0		
TOTAL EXPENSES			\$1,159,734	\$3,117,513		

* Includes Executive, Human Resources, Accounting, EZPass, Purchasing, Information Technology, Community Affairs, Contract/Compliance, and Training & Employee Safety.

Delaware River Joint Toll Bridge Commission
Budget vs Actual
For the Three Months Ending March 31, 2026

ADMINISTRATION - OPERATIONS*

	Annual Budget 2026	YTD Budget 2026	Expended For The Month	Expended Year To Date	Encumbered	Remaining Annual Budget
OPERATING EXPENSE						
Regular Employee Salaries	\$4,347,960	979,907	\$325,948	\$980,554	\$0	\$3,367,405
Overtime Wages	348,321	165,443	27,744	89,287	0	259,033
Pension Contributions	1,936,338	446,829	142,022	441,715	0	1,494,622
FICA Contributions	474,015	109,384	35,693	107,726	0	366,290
Regular Employee Healthcare Benefits	2,672,414	670,157	235,555	527,135	0	2,145,279
Life Insurance Benefits	59,965	14,991	4,529	13,991	0	45,974
Utility Expense	125,770	39,744	16,579	33,885	0	91,885
Office Expense	49,898	13,952	1,898	6,575	3,213	40,110
Telecommunication Expense	139,784	34,946	2,787	10,339	0	129,445
Professional Development/Meetings	105,150	26,288	6,832	10,295	0	94,855
Vehicle Maintenance Expense and Fuel	111,700	74,613	14,509	43,424	48,960	19,315
Operations Maintenance Expense	423,185	336,739	30,102	106,608	213,285	103,292
ESS Operating Maintenance Expense	1,568,870	388,093	177,779	272,096	9,123	1,287,651
Uniform Expense	61,143	16,036	7,311	9,688	5,778	45,677
Business Insurance	328,535	82,134	21,097	70,035	0	258,500
Licenses & Inspections Expense	2,864	716	66	214	0	2,650
Professional Services	2,940,735	735,184	33,289	28,696	0	2,912,038
State Police Bridge Security	0	0	(32,457)	0	0	0
OPERATING EXPENSE SUBTOTAL	\$15,696,646	\$4,135,154	\$1,051,282	\$2,752,265	\$280,360	\$12,664,021
ADM OPS AIIOCATION						
TES Allocation			21,734	58,749		
Toll Operation Allocation			(65,253)	(191,296)		
Bridge Maint Allocation			(292,880)	(854,172)		
PSBS Allocation			(564,172)	(1,431,440)		
ADM OPS AIIOCATION SUBTOTAL			(\$900,571)	(\$2,418,159)		
TOTAL EXPENSES			\$150,711	\$334,106		

* Includes Engineering, Maintenance/Toll Operation, Southern Region Maintenance Center, Public Safety and Bridge Security.

Delaware River Joint Toll Bridge Commission
Budget vs Actual
For the Three Months Ending March 31, 2026

SOUTHERN REGION TOLL BRIDGE

	Annual Budget 2026	YTD Budget 2026	Expended For The Month	Expended Year To Date	Encumbered	Remaining Annual Budget
OPERATING EXPENSE						
Regular Employee Salaries	\$3,843,500	899,498	\$264,494	\$873,785	\$0	\$2,969,715
Overtime Wages	604,616	275,458	38,887	179,536	0	425,080
Pension Contributions	1,390,036	333,551	84,600	295,964	0	1,094,072
FICA Contributions	340,281	78,523	23,057	80,131	0	260,150
Regular Employee Healthcare Benefits	2,409,554	604,240	214,935	479,385	0	1,930,169
Life Insurance Benefits	41,047	10,262	2,983	9,433	0	31,613
Utility Expense	358,208	99,822	29,282	67,707	34,261	256,240
Office Expense	31,562	18,948	2,457	3,951	9,828	17,783
Telecommunication Expense	208,191	52,048	26,117	45,905	0	162,286
Information Technology Expense	7,145	961	0	0	0	7,145
Professional Development/Meetings	6,043	1,061	0	0	0	6,043
Vehicle Maintenance Expense and Fuel	256,050	165,070	12,803	36,218	96,779	123,054
Operations Maintenance Expense	455,160	195,810	17,154	88,196	132,499	234,465
Uniform Expense	129,781	32,445	3,789	9,434	5,167	115,180
Business Insurance	2,220,974	555,243	167,236	518,302	0	1,702,672
Licenses & Inspections Expense	4,764	1,191	238	415	0	4,349
State Police Bridge Security	2,684,443	671,111	221,702	625,630	0	2,058,813
ETC Equipment/Traffic Counter Maint	529,491	132,566	36,318	108,954	1,751	418,786
ETC Operating Expense	6,023,720	1,505,930	415,546	1,389,096	0	4,634,624
OPERATING EXPENSE SUBTOTAL	\$21,544,566	\$5,633,739	\$1,561,596	\$4,812,042	\$280,286	\$16,452,238
ADM OPS AIIOCATION						
TES Allocation			29,262	79,097		
Toll Operation Allocation			24,242	71,066		
Bridge Maint Allocation			165,627	480,991		
PSBS Allocation			163,155	414,675		
ADM OPS AIIOCATION SUBTOTAL			\$382,285	\$1,045,829		
TOTAL EXPENSES			\$1,943,881	\$5,857,871		

Delaware River Joint Toll Bridge Commission
Budget vs Actual
For the Three Months Ending March 31, 2026

CENTRAL REGION TOLL BRIDGE

	Annual Budget 2026	YTD Budget 2026	Expended For The Month	Expended Year To Date	Encumbered	Remaining Annual Budget
OPERATING EXPENSE						
Regular Employee Salaries	\$3,303,846	775,715	\$237,870	\$722,990	\$0	\$2,580,856
Overtime Wages	340,328	166,082	35,065	139,908	0	200,421
Pension Contributions	1,138,805	262,791	71,949	229,038	0	909,766
FICA Contributions	278,779	64,331	20,738	65,599	0	213,181
Regular Employee Healthcare Benefits	2,059,073	516,351	183,365	410,278	0	1,648,795
Life Insurance Benefits	34,583	8,646	2,531	7,626	0	26,958
Utility Expense	304,031	92,422	29,685	63,770	33,549	206,712
Office Expense	10,998	6,871	916	2,131	3,664	5,203
Telecommunication Expense	359,543	89,886	11,081	79,021	0	280,522
Information Technology Expense	2,443	(765)	0	0	0	2,443
Professional Development/Meetings	13,773	3,443	0	250	0	13,523
Vehicle Maintenance Expense and Fuel	206,781	155,427	16,062	44,482	53,332	108,967
Operations Maintenance Expense	818,999	332,022	128,707	81,658	137,170	600,171
Uniform Expense	91,807	22,952	2,073	8,010	9,388	74,409
Business Insurance	1,372,120	343,030	97,633	312,744	0	1,059,376
Licenses & Inspections Expense	4,035	1,009	66	480	0	3,555
State Police Bridge Security	2,458,672	614,668	203,008	572,876	0	1,885,796
ETC Equipment/Traffic Counter Maint	447,462	111,994	30,730	92,190	1,168	354,104
ETC Operating Expense	6,060,185	1,515,046	409,024	1,393,487	0	4,666,698
OPERATING EXPENSE SUBTOTAL	\$19,306,264	\$5,081,921	\$1,480,503	\$4,226,538	\$238,270	\$14,841,456
ADM OPS ALLOCATION						
TES Allocation			25,551	69,066		
Toll Operation Allocation			21,168	62,056		
Bridge Maint Allocation			24,050	71,340		
PSBS Allocation			127,633	321,247		
ADM OPS ALLOCATION SUBTOTAL			\$198,403	\$523,710		
TOTAL EXPENSES			\$1,678,906	\$4,750,248		

Delaware River Joint Toll Bridge Commission
Budget vs Actual
For the Three Months Ending March 31, 2026

NORTHERN REGION TOLL BRIDGE

	Annual Budget 2026	YTD Budget 2026	Expended For The Month	Expended Year To Date	Encumbered	Remaining Annual Budget
OPERATING EXPENSE						
Regular Employee Salaries	\$3,779,591	925,402	\$288,265	\$865,379	\$0	\$2,914,212
Overtime Wages	457,490	218,622	50,105	194,702	0	262,788
Pension Contributions	1,324,088	318,883	89,972	289,229	0	1,034,859
FICA Contributions	324,137	78,063	25,716	80,582	0	243,555
Regular Employee Healthcare Benefits	2,365,744	626,078	206,622	462,196	0	1,903,548
Life Insurance Benefits	39,258	10,240	3,119	9,032	0	30,226
Utility Expense	188,211	58,622	13,017	38,810	23,484	125,917
Office Expense	9,328	6,241	869	1,955	3,475	3,897
Telecommunication Expense	390,457	97,614	22,896	79,315	1,440	309,702
Information Technology Expense	829	(3,633)	0	0	0	829
Professional Development/Meetings	8,310	2,078	0	0	0	8,310
Vehicle Maintenance Expense and Fuel	171,719	111,740	10,358	37,624	83,661	50,435
Operations Maintenance Expense	523,088	253,310	1,122	42,808	162,915	317,365
Uniform Expense	112,415	28,104	2,500	9,244	0	103,171
Business Insurance	1,348,394	337,098	95,131	306,126	0	1,042,268
Licenses & Inspections Expense	4,199	1,050	666	1,073	0	3,126
State Police Bridge Security	1,549,835	387,459	128,012	361,242	0	1,188,594
ETC Equipment/Traffic Counter Maint	529,491	132,566	36,316	108,948	1,748	418,795
ETC Operating Expense	4,318,798	1,079,700	287,418	990,270	0	3,328,528
OPERATING EXPENSE SUBTOTAL	\$17,445,381	\$4,669,236	\$1,262,106	\$3,878,534	\$276,723	\$13,290,123
ADM OPS ALLOCATION						
TES Allocation			23,931	64,686		
Toll Operation Allocation			19,843	58,173		
Bridge Maint Allocation			22,601	67,042		
PSBS Allocation			119,685	301,243		
ADM OPS ALLOCATION SUBTOTAL			\$186,060	\$491,143		
TOTAL EXPENSES			\$1,448,166	\$4,369,677		

Delaware River Joint Toll Bridge Commission
Budget vs Actual
For the Three Months Ending March 31, 2026

SOUTHERN DIVISION TOLL SUPPORTED BRIDGES

	Annual Budget 2026	YTD Budget 2026	Expended For The Month	Expended Year To Date	Encumbered	Remaining Annual Budget
OPERATING EXPENSE						
Regular Employee Salaries	\$2,634,897	660,471	\$221,621	\$619,069	\$0	\$2,015,828
Part-Time Employee Wages	3,487	872	0	0	0	3,487
Overtime Wages	542,363	222,007	36,467	117,276	0	425,087
Pension Contributions	992,894	242,457	60,183	166,797	0	826,097
FICA Contributions	243,327	59,415	19,655	56,074	0	187,253
Regular Employee Healthcare Benefits	1,927,643	516,216	168,181	378,108	0	1,549,535
Life Insurance Benefits	26,934	7,154	2,497	6,784	0	20,150
Utility Expense	63,065	16,867	4,341	11,888	0	51,177
Office Expense	10,925	2,731	0	0	0	10,925
Telecommunication Expense	91,659	22,915	4,984	15,260	0	76,399
Professional Development/Meetings	2,874	719	0	0	0	2,874
Vehicle Maintenance Expense and Fuel	8,008	3,266	0	295	0	7,713
Operations Maintenance Expense	90,033	29,682	(5,228)	(3,577)	28,228	65,382
Uniform Expense	38,848	9,712	1,808	1,999	4,733	32,116
Business Insurance	602,266	150,566	44,076	138,719	0	463,547
Licenses & Inspections Expense	5,102	1,275	106	106	0	4,996
State Police Bridge Security	1,356,395	339,099	111,947	315,906	0	1,040,489
ETC Equipment/Traffic Counter Maint	5,278	1,642	0	0	2,919	2,359
OPERATING EXPENSE SUBTOTAL	\$8,645,999	\$2,287,065	\$670,638	\$1,824,705	\$35,880	\$6,785,414
ADM OPS AIIOCATION						
TES Allocation			12,177	32,916		
Bridge Maint Allocation			68,991	200,355		
PSBS Allocation			76,392	195,964		
ADM OPS AIIOCATION SUBTOTAL			\$157,560	\$429,234		
TOTAL EXPENSES			\$828,198	\$2,253,939		

Delaware River Joint Toll Bridge Commission
Budget vs Actual
For the Three Months Ending March 31, 2026

NORTHERN DIVISION TOLL SUPPORTED BRIDGES

	Annual Budget 2026	YTD Budget 2026	Expended For The Month	Expended Year To Date	Encumbered	Remaining Annual Budget
OPERATING EXPENSE						
Regular Employee Salaries	\$3,211,575	674,996	\$231,548	\$772,421	\$0	\$2,439,154
Part-Time Employee Wages	3,487	872	0	0	0	3,487
Overtime Wages	589,844	243,428	40,531	132,490	0	457,355
Pension Contributions	1,187,944	339,581	64,020	209,745	0	978,198
FICA Contributions	291,075	60,639	20,632	68,687	0	222,388
Regular Employee Healthcare Benefits	2,190,503	483,661	203,081	453,636	0	1,736,867
Life Insurance Benefits	32,074	7,172	2,654	8,073	0	24,001
Utility Expense	44,790	11,197	4,795	7,436	0	37,354
Office Expense	9,723	2,431	0	0	0	9,723
Telecommunication Expense	211,526	52,882	14,211	45,817	0	165,709
Professional Development/Meetings	2,135	534	0	0	0	2,135
Vehicle Maintenance Expense and Fuel	6,832	1,708	0	0	0	6,832
Operations Maintenance Expense	74,766	30,479	553	2,122	9,119	63,525
Uniform Expense	31,031	7,852	2,537	5,386	607	25,038
Business Insurance	588,426	147,107	42,619	134,932	0	453,494
Licenses & Inspections Expense	3,824	956	66	214	0	3,610
State Police Bridge Security	793,557	198,389	65,576	185,051	0	608,505
ETC Equipment/Traffic Counter Maint	5,278	1,642	0	0	2,914	2,364
OPERATING EXPENSE SUBTOTAL	\$9,278,391	\$2,265,525	\$692,822	\$2,026,012	\$12,639	\$7,239,740
ADM OPS AIIOCATION						
TES Allocation			12,253	33,121		
Bridge Maint Allocation			11,612	34,444		
PSBS Allocation			77,307	198,312		
ADM OPS AIIOCATION SUBTOTAL			\$101,171	\$265,877		
TOTAL EXPENSES			\$793,994	\$2,291,889		

DELAWARE RIVER JOINT TOLL BRIDGE COMMISSION SYSTEM
STATEMENT OF REVENUE AND EXPENSES FOR THE THREE MONTHS ENDED MARCH 31, 2026

	Southern Toll Bridges	Central Toll Bridges	Northern Toll Bridges	Toll Bridges Subtotal	Southern Region TSB	Northern Region TSB	TSB Subtotal	Administration Operation	Administration Administrative	ADM Subtotal	TOTAL 2026	TOTAL 2025
TOLL REVENUE												
Net Toll Revenue	15,163,263	30,262,685	16,595,708	62,021,656	-	-	-	-	-	-	62,021,656	44,551,562
EZPass Fee	184,544	368,845	190,994	744,383	-	-	-	-	-	-	744,383	744,094
Net Violation Fee Income	785,532	535,217	600,142	1,920,891	-	-	-	-	-	-	1,920,891	1,043,003
REVENUE FROM TOLL	\$ 16,133,340	\$ 31,166,747	\$ 17,386,844	\$ 64,686,931	\$ -	\$ -	\$ -	\$ -	\$ -	\$ -	\$ 64,686,931	\$ 46,338,659
OPERATING EXPENSE												
Regular Employee Salaries	873,785	722,990	865,379	2,462,154	619,069	772,421	1,391,491	980,554	1,517,981	2,498,535	6,352,180	5,920,348
Part-Time Employee Wages	-	-	-	-	-	-	-	-	54,730	54,730	54,730	56,675
Summer Employee Wages	-	-	-	-	-	-	-	-	-	-	-	-
Overtime Wages	179,536	139,908	194,702	514,145	117,276	132,490	249,766	89,287	3,593	92,880	856,791	873,696
Pension Contributions	295,964	229,038	289,229	814,232	166,797	209,745	376,543	441,715	429,607	871,322	2,062,097	2,044,634
FICA Contributions	80,131	65,599	80,582	226,312	56,074	68,687	124,761	107,726	116,511	224,237	575,310	550,043
Regular Employee Healthcare Benefits	479,385	410,278	462,196	1,351,859	378,108	453,636	831,744	527,135	627,333	1,154,468	3,338,072	2,946,641
Life Insurance Benefits	9,433	7,626	9,032	26,091	6,784	8,073	14,857	13,991	16,213	30,204	71,152	71,722
Unemployment Compensation Benefits	-	-	-	-	-	-	-	-	(841)	(841)	(841)	376
Utility Expense	67,707	63,770	38,810	170,287	11,888	7,436	19,324	33,885	28,286	62,171	251,782	259,778
Office Expense	3,951	2,131	1,955	8,038	-	-	-	6,575	35,046	41,621	49,658	44,186
Telecommunication Expense	45,905	79,021	79,315	204,241	15,260	45,817	61,077	10,339	23,590	33,929	299,247	336,642
Information Technology Expense	-	-	-	-	-	-	-	-	255,249	255,249	255,249	214,548
Professional Development/Meetings	-	250	-	250	-	-	-	10,295	56,307	66,602	66,852	67,859
Vehicle Maintenance Expense and Fuel	36,218	44,482	37,624	118,324	295	-	295	43,424	5,193	48,617	167,236	105,184
Operations Maintenance Expense	88,196	81,658	42,808	212,662	(3,577)	2,122	(1,455)	106,608	34,958	141,566	352,773	125,117
ESS Operating Maintenance Expense	-	-	-	-	-	-	-	272,096	-	272,096	272,096	177,983
Commission Expense	-	-	-	-	-	-	-	-	5,675	5,675	5,675	2,746
Toll Collection Expense	-	-	-	-	-	-	-	-	-	-	-	5,605
Uniform Expense	9,434	8,010	9,244	26,688	1,999	5,386	7,385	9,688	959	10,647	44,720	25,108
Business Insurance	518,302	312,744	306,126	1,137,172	138,719	134,932	273,651	70,035	23,630	93,665	1,504,488	1,325,974
Licenses & Inspections Expense	415	480	1,073	1,968	106	214	320	214	-	214	2,502	3,431
Advertising	-	-	-	-	-	-	-	-	1,134	1,134	1,134	2,222
Professional Services	-	-	-	-	-	-	-	28,696	219,997	248,693	248,693	244,101
State Police Bridge Security	625,630	572,876	361,242	1,559,748	315,906	185,051	500,958	-	-	-	2,060,706	1,843,219
ETC Equip/Traffic Counter Maint	108,954	92,190	108,948	310,092	-	-	-	-	-	-	310,092	308,010
General Contingency	-	-	-	-	-	-	-	-	-	-	-	-
ETC Operating Expense	1,389,096	1,393,487	990,270	3,772,853	-	-	-	-	-	-	3,772,853	2,616,145
TOTAL OP., MAINT., & ADM	\$ 4,812,042	\$ 4,226,538	\$ 3,878,534	\$ 12,917,113	\$ 1,824,705	\$ 2,026,012	\$ 3,850,717	\$ 2,752,265	\$ 3,455,148	\$ 6,207,413	\$ 22,975,244	\$ 20,171,992
ADM OPS ALLOCATION												
TES Allocation	79,097	69,066	64,686	212,849	32,916	33,121	66,037	58,749	(337,635)	(278,885)	-	-
Toll Ops Allocation	71,066	62,056	58,173	191,296	-	-	-	(191,296)	-	(191,296)	-	-
Bridge Maint Allocation	480,991	71,340	67,042	619,373	200,355	34,444	234,799	(854,172)	-	(854,172)	-	-
Maint/Toll Allocation	-	-	-	-	-	-	-	-	-	-	-	-
PSBS Allocation	414,675	321,247	301,243	1,037,165	195,964	198,312	394,276	(1,431,440)	-	(1,431,440)	-	-
TOTAL ADM OPS ALLOCATION	\$ 1,045,829	\$ 523,710	\$ 491,143	\$ 2,060,683	\$ 429,234	\$ 265,877	\$ 695,111	\$(2,418,159)	\$(337,635)	\$(2,755,794)	\$ -	\$ -
OTHER OPERATING INC/EXP												
Other Operating Income	-	-	-	-	-	-	-	-	266,240	266,240	266,240	272,309
TOTAL OTHER OP INC	\$ -	\$ -	\$ -	\$ -	\$ -	\$ -	\$ -	\$ -	\$ 266,240	\$ 266,240	\$ 266,240	\$ 272,309
NET OPERATING INC	\$ 10,275,469	\$ 26,416,499	\$ 13,017,167	\$ 49,709,134	\$(2,253,939)	\$(2,291,889)	\$(4,545,829)	\$(334,106)	\$(2,851,274)	\$(3,185,379)	\$ 41,977,927	\$ 26,438,976
NON-OPERATING REV/EXP												
Interest Revenue & Unrealized Gain/Loss	-	-	-	-	-	-	-	-	-	-	1,935,655	4,181,694
Other Non-Operating Revenue	-	-	-	-	-	-	-	-	-	-	-	-
Interest Expense	-	-	-	-	-	-	-	-	-	-	(6,252,208)	(6,390,859)
Depreciation Expense	-	-	-	-	-	-	-	-	-	-	(6,410,450)	(6,045,801)
TOTAL NON-OPS REV/EXP	\$ -	\$ -	\$ -	\$ -	\$ -	\$ -	\$ -	\$ -	\$ -	\$ -	\$(10,727,002)	\$(8,254,966)
CHANGE IN NET ASSETS	\$ -	\$ -	\$ -	\$ -	\$ -	\$ -	\$ -	\$ -	\$ -	\$ -	\$ 31,250,925	\$ 18,184,010

DELAWARE RIVER JOINT TOLL BRIDGE COMMISSION

Meeting of April 27, 2026

ADMINISTRATION

The following Pages reflect the reports on those items assigned to the Administration Department. Each item is reported separately and page numbered accordingly.

DELAWARE RIVER JOINT TOLL BRIDGE COMMISSION

Meeting April 27, 2026

PURCHASING REPORT INDEX

MONTH OF MARCH 2026

SUBJECT	DESCRIPTION	PAGE NUMBER
Purchasing	Monthly Purchasing Report covering the month of March 2026	1-7

DELAWARE RIVER JOINT TOLL BRIDGE COMMISSION

Meeting of April 27, 2026

MONTHLY PURCHASING REPORT

Month of March 2026

This report itemizes all orders for purchases made for the month of March 2026, showing the divisions chargeable for the expense and the source of authority for issuance of the Purchase Order. This authority is broken into three categories:

- (1) By authority of the Commission
- (2) By authority of the Executive Director or his designate
- (3) By authority of the Director

The purchasing activities for the month of March 2026, culminated in the preparation and placement of 92 purchase orders in the total amount of \$809,099.76. There were no quotes sent out for the month of March.

Significant procurements are shown below:

- One (1) Purchase Order was issued, in the total amount of \$433,811.72 for an Energreen Alpha with boom and flail head;
- Five (5) Purchase Orders were issued, in the total amount of \$60,100.00 for guiderail and attenuator repairs/replacements at SF and I-78;
- One (1) Purchase Order was issued, in the total amount of \$44,635.00 for power wiring for the HVAC system at NHL;
- Six (6) Purchase Orders were issued, in the total amount of \$28,283.14 for pest control throughout the Commission;
- One (1) Purchase Order was issued, in the total amount of \$27,936.00 for VMWare software system renewal.

In addition to the practices employed incidental to purchase of materials, etc., from vendors on a direct basis, the Commission also purchases via direct utilization of the purchasing processes of the State of New Jersey, the Commonwealth of Pennsylvania and other joint purchasing arrangements.

**DELAWARE RIVER JOINT TOLL BRIDGE COMMISSION
REPORT OF PURCHASING ACTIVITIES**

March 2026

PO Number	Vendor Name	General Description	Req Dept	Contract/Resolution/ Comment	** BY AUTHORITY OF **		Director
					Commission	Director of Purchasing	
20260152	CDW-G	DISASTER RECOVERY SOFTWARE RENEWAL	IT	COSTARS 6		17,701.94	
20260153	FYR-FYTER SALES & SERVICE, INC.	FIRE EXTINGUISHER INSPECTION-EP	EP	NJ T-0576		603.77	
20260154	CDW-G	VMWARE SOFTWARE ANNL RENEW	IT	KPN-A-202112-04 (022-G)		27,936.00	
20260155	JOHNSON DISTRIBUTING, INC.	VEHICLE CLEANER	DWG			876.00	
20260156	STARR UNIFORM	Control Center Fleece Jacket & Shirt Uniforms	PSBS			1,799.64	
20260157	STARR UNIFORM	PSBS Uniform - 1/4 Zip Pullover w/ Logo, Small	PSBS			57.39	
20260158	CITYWIDE DIRECT	HORTICULTURAL (VINEGAR) 55 GAL	DWG			3,999.98	
20260159	PENNSYLVANIA STEEL THROOP	2026 YEARLY STEAL ORDER	DWG	COSTARS-8		1,582.76	
20260160	ACS SERVICES LLC	BOILER 1 CIRCULATOR PUMP REPLACEMENT-ACS (NHL)	NHL			14,039.00	
20260161	BERGEY'S HD TRUCK CENTER	SRMC- 2020 MACK CODE ISSUE-INVOICE	SRMC			608.06	
20260162	MOOVE NA DISTRIBUTION, LLC.	LUBRICANTS, OIL & GREASE	I78	PA CONTRACT #4400024060		307.86	
20260163	MOOVE NA DISTRIBUTION, LLC.	MOTOR OIL: 55 GALLON (DRUM)	DWG	PA 4400024060		2,677.62	
20260164	ROB'S AUTMOTIVE AND COLLISION CENTER	SRMC- TOW SERVICE- ROBS TOWING- INV- OUTSIDE AUTO	SRMC			875.00	
20260165	ROB'S AUTMOTIVE AND COLLISION CENTER	SRMC- ROBS TOWING- WINCH SERVICE-INV- OUTSIDE AUTO	SRMC			750.00	
20260166	ID WHOLESALER	Custom ID Inventory Order	PSBS			792.98	
20260167	J. FLETCHER CREAMER & SONS , INC	GUIDE RAIL & ATTENUATOR RPLACMNT SRVC	SFT	TTS-783A		500.00	
20260168	J. FLETCHER CREAMER & SONS , INC	GUIDE RAIL & ATTENUATOR RPLACMNT SRVC	SFT	TTS-783A		500.00	
20260169	J. FLETCHER CREAMER & SONS , INC	GUIDE RAIL & ATTENUATOR RPLACMNT SRVC	SFT	TTS-783A		12,800.00	
20260170	J. FLETCHER CREAMER & SONS , INC	GUIDE RAIL & ATTENUATOR RPLCMNT SRVC	I78	TTS-783A		9,500.00	

**DELAWARE RIVER JOINT TOLL BRIDGE COMMISSION
REPORT OF PURCHASING ACTIVITIES**

March 2026

PO Number	Vendor Name	General Description	Req Dept	Contract/Resolution/ Comment	** BY AUTHORITY OF **	
					Commission	Director of Purchasing
20260171	J. FLETCHER CREAMER & SONS , INC	GUIDE RAIL & ATTENUATOR RPLCMNT SRVC	I78	TTS-783A		36,800.00
20260172	FRED BEANS PARTS, INC	AUTOMOTIVE PARTS & ACCESSORIES	SRMC			868.41
20260173	GOODYEAR AUTO SERVICE CENTER	SRMC- TIRES- PARTS- QUOTE	SRMC			659.64
20260174	STOKES CREATIVE GROUP, INC.	PUBLIC WEBSITE HOSTING	IT			5,400.00
20260175	PMG SM PA LLC	AQUAPHALT 6 MM PATCH & SUPPLIES	DWG	PA COSTARS 29		2,035.83
20260176	AMAZON CAPITAL SERVICES	SRMC- AMAZON- BUMPER- PARTS EXPENSE	SRMC			699.95
20260177	TWIN ROCKS WATER	Past Due Invoice for Twin Rocks Water Delivery	PSBS			503.56
20260178	JC EHRLICH PEST CONTROL	MONTHLY EXTERMINATOR SERVICE-(I-78)	I78			5,248.60
20260179	JC EHRLICH PEST CONTROL	MONTHLY EXTERMINATOR SERVICE-(EP)	EP			3,735.00
20260180	CRESTON HYDRAULICS INC.	SF- VENTRAC PARTS ORDER- PARTS EXPENSE- QUOTE	SFT			874.38
20260181	BLUEBEAM, INC.	BLUEBEAM CONSTRUCTION DOCUMENT MGMNT SOFTWRE	IT			1,650.00
20260182	INNOVATIVE SURFACE SOLUTIONS	INNOVATIVE SURFACE -SRMC MAG	SRMC			6,194.82
20260183	DOI-USGS	USGS RIVER GAUGE CONTRACT	MULTI			12,093.75
20260184	JOHNSON CONTROLS FIRE PROTECTION LP	I-78 SPRINKLER BACKFLOW SYSTEM	I78	PA CONTRACT #4400023962		998.52
20260185	ASPEN AERIALS, INC.	SHARED- ASPEN UB INSPECTION- QUOTE	MULTI			4,200.00
20260186	NATIONAL HIGHWAY PRODUCTS	TM Traffic Sign - Wrong way	ESS			4,889.86
20260187	GRAINGER	CLOTHING: SST UNIFORMS	TES			6,224.12
20260188	MID ATLANTIC PUMP AND EQUIPMENT CO	I-78 PUMP STATION PARTS	I78			3,550.00
20260189	ROB'S AUTMOTIVE AND COLLISION CENTER	SRMC- INTERCEPTOR TOW SERVICE- INVOICE	SRMC			510.00

**DELAWARE RIVER JOINT TOLL BRIDGE COMMISSION
REPORT OF PURCHASING ACTIVITIES**

March 2026

PO Number	Vendor Name	General Description	Req Dept	Contract/Resolution/ Comment	** BY AUTHORITY OF **		
					Commission	Director of Purchasing	Director
20260190	ACS SERVICES LLC	480 POWER WIRING NHL CAPITAL PROJECT-MS-108	NHL		44,635.00		
	CAPITAL RESERVE						
20260191	SCHNEIDER ELECTRIC BUILDING AMERICAS, INC.	CONDENSING UNIT REPLACEMENT (NHL) MS-108	NHL		1,994.00		
	CAPITAL RESERVE						
20260192	STARR UNIFORM	x1 Grey 1/4 Zip Job Shirt, Size Small	PSBS			57.39	
20260193	STARR UNIFORM	x8 Portwest Shirts w/ Patch, Size 4XL	PSBS			408.00	
20260194	STARR UNIFORM	x30 Fleece Jackets w/ Logo, Multiple Sizes	PSBS			1,391.64	
20260195	NORTHERN TOOL EQUIPMENT COMPANY	LAWN MAINTENANCE EQUIPMENT AND ACCESSORIES (SEE CL	I78			935.62	
20260196	THE ANDERSONS REED AND PERRINE LAWN PRODUCTS, LLC	GROUNDS LANDSCAPING SUPPLIES-(I-78)	I78			2,984.66	
20260197	FRANK RYMON & SONS	LAWN MAINTENANCE EQUIPMENT AND ACCESSORIES (SEE CL	I78			255.71	
20260198	CENTURY PEST CONTROL	PESTS CONTROL (MULTIPLE LOCATIONS)-CENTURY	MULTI			4,000.00	
20260199	SET RITE CORPORATION	GARAGE DOOR REPAIR PARTS (NHL) SET RITE	NHL			2,886.00	
20260200	HORWITH FREIGHTLINER TRUCK CEN	EP- 2015 F750 BRAKE REPAIRS- OUTSIDE- INVOICE	EP			701.52	
20260201	GOODYEAR AUTO SERVICE CENTER	SRMC- TIRE ORDER- GOODYEAR- QUOTE	SRMC			1,978.92	
20260202	BORTEK INDUSTRIES	SHARED- EP-I78- SWEEPER SERVICE- INV- OUTSIDE AUTO	MULTI			1,232.00	
20260203	ROBS TRUCK SERVICE	SRMC- INTERCEPTOR TOW SERVICE- INVOICE	SRMC			510.00	
20260204	STARR UNIFORM	Eddie Bauer Fleece Jackets w/ Logo, Multiple Sizes	PSBS			1,391.64	
20260205	SIGNAL SERVICE INC	Field switch at CBS Pa side for CBS01 and wireless	ESS	COSTARS 18		2,230.00	
20260206	FALLPROOF SYSTEMS	EDUCATIONAL AND TRAINING SERVICES	TES			7,995.00	

**DELAWARE RIVER JOINT TOLL BRIDGE COMMISSION
REPORT OF PURCHASING ACTIVITIES**

March 2026

PO Number	Vendor Name	General Description	Req Dept	Contract/Resolution/ Comment	** BY AUTHORITY OF **	
					Commission	Director of Purchasing
20260207	BERGEY'S HD TRUCK CENTER	SRMC- 2023 MACK- ONSITE REPAIR- ESTIMATE	SRMC			1,001.16
20260208	BERGEY'S HD TRUCK CENTER	SRMC- 2022 MACK- CODE ISSUES- ONSITE- ESTIMATE	SRMC			465.00
20260209	STAPLES	8.5 X 11 COPY PAPER	AB SF	SW-012320-SCC		1,668.18
20260210	OMB POWER	SF- 3 BLOWER BACKPACKS- QUOTE	SFT			1,493.97
20260211	GREEN POND NURSERY SUPPLY LLC	2026 LANSCAPING MATERIALS FOR I-78	I78			2,180.00
20260212	GREEN POND NURSERY SUPPLY LLC	SCREENED TOP SPOIL / MULCH	DWG			728.00
20260213	NORTHERN TOOL EQUIPMENT COMPANY	AUTOMOTIVE CARE PRODUCTS AND SUPPLIES	SRMC			1,419.64
20260214	THE ANDERSONS REED AND PERRINE LAWN PRODUCTS, LLC	LANDSCAPE/SUPPLIES	PC			1,835.86
20260215	THE ANDERSONS REED AND PERRINE LAWN PRODUCTS, LLC	LANDSCAPE/SUPPLIES	DWG			1,042.53
20260216	THE ANDERSONS REED AND PERRINE LAWN PRODUCTS, LLC	LANDSCAPE/SUPPLIES	MM			3,635.82
20260217	SUPER HEAT INC	WATER LINE REPAIR (FROZEN PIPES)	DWG			356.32
20260218	JC EHRLICH PEST CONTROL	PEST EXTERMINATION SERVICES	PC			4,321.20
20260219	JC EHRLICH PEST CONTROL	PEST EXTERMINATION SERVICES	MM			5,284.43
20260220	NELSON WIRE ROPE CORP.	BRIDGE INSPECTION BOLT & CLIPS-NELSON WIRE	NHL			2,050.50
20260221	LOWES	OFFICE REPAIR SUPPLIES	DWG	A82951		1,101.11
20260222	COMTEC	2026 Annual Fire Alarm Inspection (DWG,PC, MM)	DWG			1,725.00
20260223	HILLTOP SALES & SERVICE, INC.	AUTOMOTIVE PARTS & ACCESSORIES	PC	PA4400028317		1,048.73
20260224	HILLTOP SALES & SERVICE, INC.	AUTOMOTIVE PARTS & ACCESSORIES	MM	PA4400028317		1,006.36
20260225	JC EHRLICH PEST CONTROL	PEST EXTERMINATION SERVICES	DWG			5,693.91

**DELAWARE RIVER JOINT TOLL BRIDGE COMMISSION
REPORT OF PURCHASING ACTIVITIES**

March 2026

PO Number	Vendor Name	General Description	Req Dept	Contract/Resolution/ Comment	** BY AUTHORITY OF **		Director
					Commission	Director of Purchasing	
20260226	NAPA/NE AUTO PARTS	AUTOMOTIVE PARTS & ACCESSORIES	DWG			1,501.47	
20260227	TRANSEdge TRUCK CENTERS - STROUDSBURG (MACK)	MM- 2019 MACK REPAIR- TRANSEdge- QUOTE	MM			8,563.95	
20260228	BOUNTIFUL ACRES	SEED, SOD, SOIL, AND INOCULANTS	NHL			1,529.00	
20260229	BENSALEM LAWN EQUIP	HAND TOOLS (POWERED AND NON-POWERED), ACCESSORIES	SRMC			3,865.99	
20260230	Y-PERS	WIPING RAGS FOR EP	EP			1,200.00	
20260231	ID WHOLESALER	ID Wholesaler ID Badge Accessories	PSBS			792.98	
20260232	ACS SERVICES LLC	CHILLER REPAIR-SFADM.	AB SF			11,309.00	
20260233	PMG SM PA LLC	AQUAPHALT 4.0 (SEALMASTER-NHL)	NHL			3,438.00	
20260234	US MUNICIPAL SUPPLY LLC	178- V&E# 2026-210-N-04-2026- ENERGREEN W-BOOM	178			433,811.72	
	CAPITAL RESERVE						
20260235	ACS SERVICES LLC	CHILLER 1 DOWN ALARM ON FOR LOW REFRIGERANT TEMP.	AB SF			2,735.46	
20260236	COOPER ELECTRIC SUPPLY CO	REPLACEMENT GROUND ENCLOSURE	EP			1,209.34	
20260237	NATIONAL HIGHWAY PRODUCTS	REPLACEMENT STOLEN SIGN EQUIPMENT	EP	COSTARS 24		1,081.25	
20260238	VERSALIFT EAST, INC.	SRMC- REPLACEMENT JIB ROPE- OUTSIDE- ESTIMATE	SRMC			789.40	
20260239	FRANK RYMON & SONS	178- V&E# 2026-210-R-01-2026 FERRIS MOWER- QUOTE	178			15,825.00	
	CAPITAL RESERVE						
20260240	FRED BEANS FORD	LH- BUMPER- PARTS- INVOICE	SRMC			589.27	
20260241	FRED BEANS PARTS, INC	PC- BP PARTS- SEAT TRACK- INVOICE	PC			845.92	
20260242	GOODYEAR COMMERCIAL TIRE AND SERVICE CENTER	TM- TIRES- GOODYEAR- PARTS- INVOICE	TM			5,442.75	
20260243	CHASE ENTERPRISES	HERBICIDE APPLICATION FOR ROADSIDE VEGETATION-178	178			5,880.00	

**DELAWARE RIVER JOINT TOLL BRIDGE COMMISSION
REPORT OF PURCHASING ACTIVITIES**

March 2026

PO Number	Vendor Name	General Description	Req Dept	Contract/Resolution/ Comment	** BY AUTHORITY OF **		
					Commission	Director of Purchasing	Director
Purchase Order Count: 92				AUTHORITY TOTALS:	<u><u>\$62,454.00</u></u>	<u><u>\$746,645.76</u></u>	<u><u>\$0.00</u></u>
				GRAND TOTAL:	<u><u>\$809,099.76</u></u>		

Delaware River Joint Toll Bridge Commission
Meeting of April 27, 2026

**E-ZPASS/CUSTOMER SERVICE REPORT
MARCH 2026**

SUBJECT	DESCRIPTION	PAGE NUMBER
E-ZPass/Customer Service Operations Report	E-ZPass/Customer Service March	1-3

Delaware River Joint Toll Bridge Commission
Meeting of April 27, 2026

**E-ZPASS/CUSTOMER SERVICE REPORT
MARCH 2026**

E-ZPass Account and Transponder Information as reported by Conduent State and Local Solutions, Inc. (CSC/VPC Provider)

Total Number of Migrated DRJTBC and NJ CSC E-ZPass Accounts

Migrated Business Accounts	Migrated Private Accounts	Total Number of Migrated Accounts	Total Number of NJ CSC Active Accounts
1,654	77,339	78,993	4,292,703

Total Number of Migrated DRJTBC (029) Transponders and NJ CSC E-ZPass Transponders

Migrated Business Account Transponders	Migrated Private Account Transponders	Total Number of Migrated Transponders	Total Number of NJ CSC Active Transponders
9,228	131,323	140,551	6,638,074

**E-ZPASS/CUSTOMER SERVICE REPORT
MARCH 2026**

Customer Service Report:

CSRs perform service with quick responses to:

- Emails
- Phone Calls
- Service Requests
- Commission E-ZPass Issues

Total Calls	Total Minutes and Average Duration	Average Wait Time
448	1,862 minutes – 4:13 minutes per call	0:00

Web Inquiries (Acct Updates, Violations, Disputes)	106
Service Requests (Acct Updates, Violation Notifications, E-ZPass + TBP Inquiries)	118

Computer kiosks are accessible for customer use if needed at both locations.

Walk-ins

I-78	DWG	SF	Total
28	7	9	44

Toll Monitoring:

- Bridge vehicle views were a total of 14,497 per day for all 8 bridges - Volume would depend on bridge size and use
- Total monthly vehicle views 376,922
- Average views per CSR, per day is calculated from the total daily views of 14,497 divided by 7 CSRs = 2,071 per day average
- Weekly CSR volume will depend on the assigned bridge, which is on a rotating basis. A CSR may have MM, a low volume bridge one week, and SF, a high volume bridge the next week, giving the average for the week

**E-ZPASS/CUSTOMER SERVICE REPORT
MARCH 2026**

Other current E-ZPass duties include:

- Assisting law enforcement
- Notifying Toll Audit and In-lane when any issues we see arise
- Monitoring Superload crossings
- Daily calls with other Agencies in the NJ Consortium

CSC/VPC Post-Migration Collection Update:

As a result of post-migration collection efforts from May 2014 – February 2026, New Jersey E-ZPass reports \$34,597,222.45 collected in tolls and \$73,864,551.77 collected in fees.

Toll Increase

- Given the recent toll increase, E-ZPass has created a spread sheet that will help the CSR's explain to TBP customers what they would save by switching to E-ZPass

DELAWARE RIVER JOINT TOLL BRIDGE COMMISSION
Meeting of April 27, 2026

ELECTRONIC TOLL COLLECTION PROGRAM
MONTH OF MARCH 2026

SUBJECT	DESCRIPTION	PAGE NUMBER
ETC PROGRAM	Electronic Toll Collection Program Report	1-5

DELAWARE RIVER JOINT TOLL BRIDGE COMMISSION
Meeting of April 27, 2026

ELECTRONIC TOLL COLLECTION PROGRAM
MONTH OF MARCH 2026

The following items were recently initiated, accomplished or performed during the above noted month:

Activities for the In-Lane Toll System

1. Lane equipment cleaning is a constant activity during this time of year. Firmware upgrades are continuing on all UPS units. In addition, UPS units are affected by the extreme cold and battery conditions are being checked. Also, all lane cameras are being checked for image clarity.
2. Commission Staff is working with TransCore to identify locations within the Commission's facilities for TransCore to store spare parts that are used by their technicians when responding to various in-lane toll system issues.
3. Commission Staff closed the Delaware Water Gap Toll Bridge open road tolling zone so that TransCore could repair a roadway loop sensor that failed due to deterioration of the surrounding pavement.
4. Commission Staff and TransCore meet monthly to review and discuss system operational and maintenance items. A weekly call also takes place to briefly review system maintenance items for the week.

Activities for the E-ZPass Customer Service Center/Violation Processing Center

1. Conduent continues to develop the real time digital payment function at the NJ E-ZPass CSC for toll by plate customers. Conduent revised the terms and conditions that will be displayed on the NJ E-ZPass website, and comments were provided from the NJTA. Conduent has released this functionality into the NJ CSC software, and they are proceeding with testing it through a small group of individuals.
2. The NJ E-ZPass CSC launched the Amnesty Program in June 2025. NJ MVC legislation was passed and NJTA is working with the MVC on the programs. There are two programs: the Amnesty Program and the Vehicle Registration Suspension Program. The Amnesty Program must run for 180 days, with no lookback timeframe, meaning the program can go back as far as the violator wants to pay. Violation transactions after the start of the program are NOT eligible. The program is open to all violators (from any state), with tolls and fees that are \$500 or more prior to June 2025. The program must offer a 25% reduction of the fees, the program will collect 100% of the toll revenue. When applying payment, 100% of the toll amount will be satisfied first, followed by AET fees and administrative fees. The amount owed must be paid in

DELAWARE RIVER JOINT TOLL BRIDGE COMMISSION
Meeting of April 27, 2026

full of no payment plan. A violator may make arrangements for a payment plan, outside of the Amnesty Program. For the NJ MVC Vehicle Registration Suspension, the transactions criteria include all NJ E-ZPass agency violations, unpaid tolls, administration fees and AET fees totaling \$500 or more; or 60 or more violations with at least one having occurred after January 2024 (legislation date). The Amnesty Program was completed in November 2025 and the NJTA has identified the first group of vehicles to request registration suspension. These vehicles are currently under administrative review by the NJTA.

3. TransCore continues to coordinate with Conduent for the testing for the new toll host that is being deployed to support the Hard AET conversion at the New Hope – Lambertville Toll Bridge, along with the other toll plazas. Test transactions were completed in the lanes and these test transactions were provided to Conduent to process in their test system.
4. The NJTA, as the lead agency, is facilitating all meetings with the other agencies and Conduent to manage the implementation of outstanding system elements for the New Jersey E-ZPass Customer Service Center.

AET Program

1. Rummel, Klepper & Kahl, LLP (RK&K) participated in New Hope – Lambertville All Electronic Tolling related meetings with PKF for the construction project as needed. During the reporting period RK&K prepared responses to Requests for Information (RFI) from the construction team and issued change of plans as needed. Additionally, RK&K completed several reviews of construction submittals from the contractor.
2. Commission Staff, TransCore and the RK&K team participated in bi-weekly project status meetings. TransCore submitted the updated schedule that addressed previously provided review comments. The revised schedule is under review by RK&K and comments will be shared with TransCore. TransCore submitted several system manuals that are being reviewed by Commission Staff and RK&K.
3. TransCore completed the installation of the Primary Toll Host and is working with the New Jersey Customer Service Center (NJ CSC) to establish connectivity and data exchanges. The secondary toll host installation at a separate Equinix location is ongoing.
4. TransCore facilitated follow-up meetings with Conduent to coordinate connectivity testing between the new in-lane toll system and the NJ Customer Service Center. TransCore submitted the revised CSC Integration Test Plan that addressed review

DELAWARE RIVER JOINT TOLL BRIDGE COMMISSION
Meeting of April 27, 2026

comments and the document was shared with Conduent for their review and information. TransCore created several test transactions using the new AET system at the NH-L Toll Bridge and submitted them to Conduent to process in the NJ E-ZPass customer service center test system to confirm conformance with the interface control documents.

5. TransCore continued with completing dry runs as they prepare for Factory Acceptance Testing of the AET system at the New Hope – Lambertville (NH-L) Toll Bridge. Coordination for this effort includes meeting with the construction team to make sure proper access is provided for highway speed vehicle testing, locating space within the administration building for their use during testing and working with Commission Staff for vehicles and drivers during that actual testing.
6. TransCore began the Factory Acceptance Testing with Commission Staff and RK&K observing at the NH-L Toll Bridge. This effort includes using up to 10 test vehicles that include cars, sport utility vehicles, vans, a tractor trailer, a bus, a pick-up truck with a trailer, and a motorcycle. The process included running the vehicles through the zone in various patterns and speeds, testing all lanes during daytime and nighttime operations.
7. TransCore staff continue to meet with the New Hope – Lambertville Toll Bridge AET Conversion construction team to discuss the construction progress and to coordinate the all-electronic-tolling equipment installation and testing schedules.
8. TransCore staff continue to meet with the New Hope – Lambertville Toll Bridge AET Conversion construction team to discuss the construction progress and to coordinate the all-electronic-tolling equipment installation and testing schedules.
9. For the T-M Toll Bridge AET design project, Atkins Réalis submitted the revised Design Criteria Report, addressing review comments and including the bridge replacement elements.
10. Commission Staff and Atkins Réalis USA Inc. held several project status meetings for the Trenton – Morrisville Toll Bridge AET design project. Atkins Réalis submitted the revised Design Criteria Report, addressing review comments and including the bridge replacement elements. Atkins Réalis also submitted a revised Quality Assurance Program document that addressed review comments.
11. Atkins Réalis submitted the project schedule revision number six. Atkins Réalis completed the soil boring for the AET gantry foundation that is located at the base of

DELAWARE RIVER JOINT TOLL BRIDGE COMMISSION
Meeting of April 27, 2026

the US Route 1 retaining wall. Atkins Réalis is addressing review comments from the Preliminary Design (60% complete) plans, specifications and estimate submission.

12. Under a Task Order Assignment, the RK&K team is preparing preliminary (30% complete) design plans for the conversion to hard all electronic tolling (AET) at the I-78, Easton-Phillipsburg, Portland-Columbia, Delaware Water Gap and Milford-Montague Toll Bridges. A project kick-off meeting was completed and RK&K reviewed existing plans and documents in the Commission's Engineering Records Room. The design team prepared several concepts for each location along with a summary of the design features. Additionally, a matrix comparing each alternative was prepared. Commission Staff and the design team completed a workshop to review and discuss each alternative and select one or two preferred options to continue with the design process.

General Electronic Toll Collection Program Activities

1. Mr. Stracciolini facilitated the IAG E-ZPass Executive Management Committee meetings. At the August 2025 IAG EMC Meeting, Mr. Stracciolini was elected by the members to serve as Chair to the EMC.
2. Mr. Stracciolini facilitated the IAG Service Corporation meetings. At the December 12, 2024, IAG Service Corp. Board of Directors Meeting, a resolution was approved electing and appointing Mr. Stracciolini as the Chair of the IAG Service Corporation, effective December 12, 2024.
3. Mr. Stracciolini participated on the IAG Policy Committee meetings.
4. Mr. stracciolini participated on the IAG Procurement Committee meetings.
5. Mr. Stracciolini is participating in the Non-toll Business Opportunity Task Force.
6. Mr. Stracciolini is serving on the International Bridge, Tunnel & Turnpike Association's (IBTTA) 2026 Engineering and Construction Task Force and the Toll Revenue Assurance Committee.

**Delaware River Joint Toll Bridge Commission
Meeting of April 27, 2026**

**CONTRACT COMPLIANCE REPORT INDEX
Month of March 2026**

SUBJECT	DESCRIPTION	PAGE NUMBER
Contract Compliance Program Operations Report	Operations Report March 2026	1-20

**Delaware River Joint Toll Bridge Commission
Meeting of April 27, 2026**

**CONTRACT COMPLIANCE REPORT INDEX
Month of March 2026**

TABLE OF CONTENTS

IBE PROGRAM

	PAGES
• IBE Program Overview	3
• Compliance IBE Scores Overview	4
• IBE Summary Reports	5
• Active Construction Projects Payments, Workforce & Ethnicity Utilization Scores	6-8
• Active Professional Projects Payments Detail and Scores	9-10
• Completed Construction Projects Payments, Workforce & Ethnicity Utilization Scores	11-15
• Completed Professional Projects Payments Detail and Scores	16-17

MWSBE Program

• MWSBE Minority (7%), Women (3%), and Small Business (25%) Enterprise Program Overview	18
• MWSBE Program Commitments for Professional and Construction (Active & Completed Pie Charts)	19
• MWSBE Professional & Construction Projects Final Commitment	20

**Delaware River Joint Toll Bridge Commission
Meeting of April 27, 2026**

IBE PROGRAM OVERVIEW

The Delaware River Joint Toll Bridge Commission (Commission) established an IBE Program (MBE/WBE/SBE/DBE/DsBE/VBE) with a target of 25% for all Professional Services and Construction Contracts awarded by the Commission effective July 1, 2014. To date, the Commission has awarded **(112)** contracts with the IBE Program requirements. Currently, there are **(56) active** projects and **(56) completed** projects.

IBE Program Requirements

The Commission began using Elation Systems effective January 2017, as the online system for Payment Verification and Certified Payroll Reporting (CPR). All contracts awarded by the Commission to a Prime Consultant/Prime Contractor and their Subconsultants and Subcontractors use this service free of charge. Online training is available to vendors on how to use Elation Systems. The Contract Compliance Department and Elation Support Staff are available to assist all users.

The Contract Compliance Department (CCD) monitors and posts and reports data regarding all payments. The CCD also reviews all Certified Payrolls submitted into Elation Systems.

The following are all mandatory requirements:

Company On-Line Registration:

- i. All Primes must register their company and activate an account in Elation Systems; *and*
- ii. All Primes must also ensure that all Subconsultants and Subcontractors register their company and activate an account in Elation Systems.

Payment Verification:

- i. Prime Contractors must post all payments to their Subconsultants and/or Subcontractors in Elation Systems; *and*
- ii. Prime Contractors and their Subconsultants and/or Subcontractors must confirm all payments received in Elation Systems.

Certified Payroll Reporting:

- i. All Prime Contractors are responsible for assigning someone from their staff with the responsibility to review, approve, and upload their CPR(s) on a weekly basis into Elation Systems; *and*
- ii. All Prime Contractors must also ensure that their Subcontractors upload their CPR(s) on a weekly basis into Elation Systems.

Prime Consultants / Contractors IBE Target performance will be displayed / available on the Commission's public website.

**Delaware River Joint Toll Bridge Commission
Meeting of April 27, 2026**

**Contract Compliance Department
Compliance IBE Scores Overview**

The Commission through its Contract Compliance Department has instituted a Compliance Score Ranking that will be included in the Monthly Contract Compliance Report for all Professional Services and Construction Projects.

The Compliance Score Ranking is an ongoing summary of data presented on Active and Completed contracts, which includes the tracking of payments from Prime Consultants and Contractors to IBE Subconsultants and Subcontractors, and the Prime Contractors Workforce Utilization. The Scores will illustrate the progress and participation to meet the Targets by Prime Consultants and Contractors as part of the IBE program.

The complete and timely reporting of payments and certified payrolls to the Elation Systems by the Prime Consultants and Prime Contractors, and their Subconsultants and Subcontractors, will assist the Prime Consultant and Prime Contractor in tracking the data to meet their targets.

Accordingly, each Prime will also be given a final grade at the completion of each project. Additionally, the data will be uploaded onto the Commission's public website monthly.

The Score(s) are factored using the following criteria:

IBE PAYMENTS

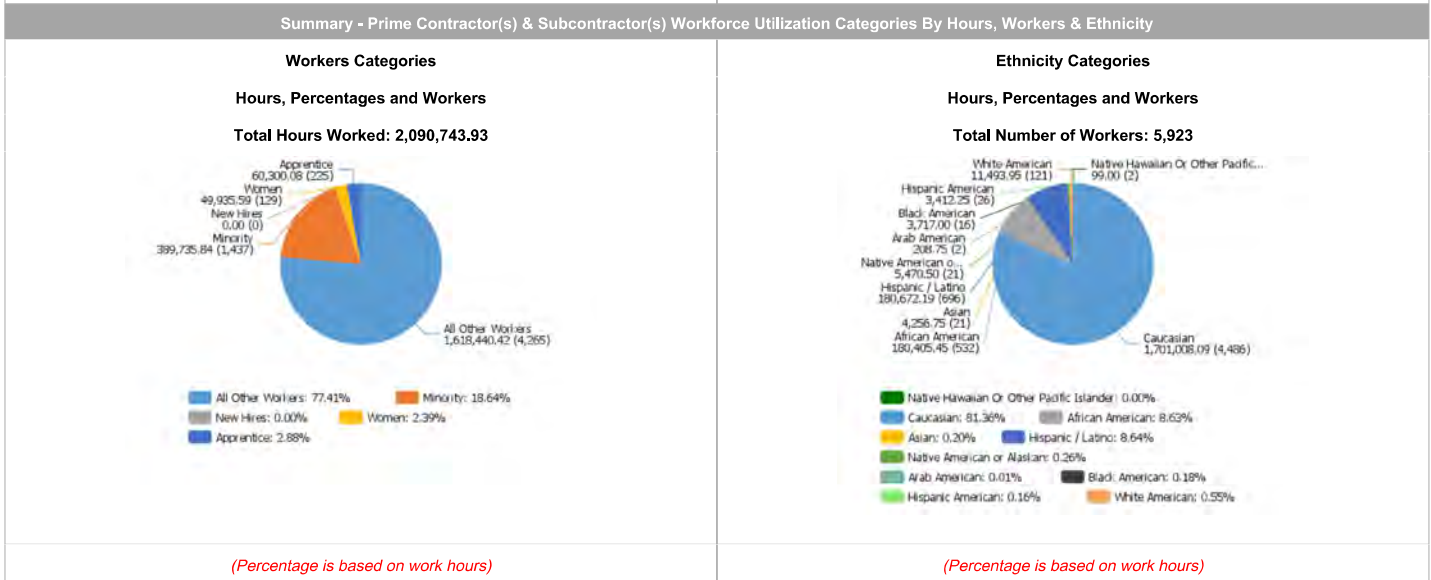
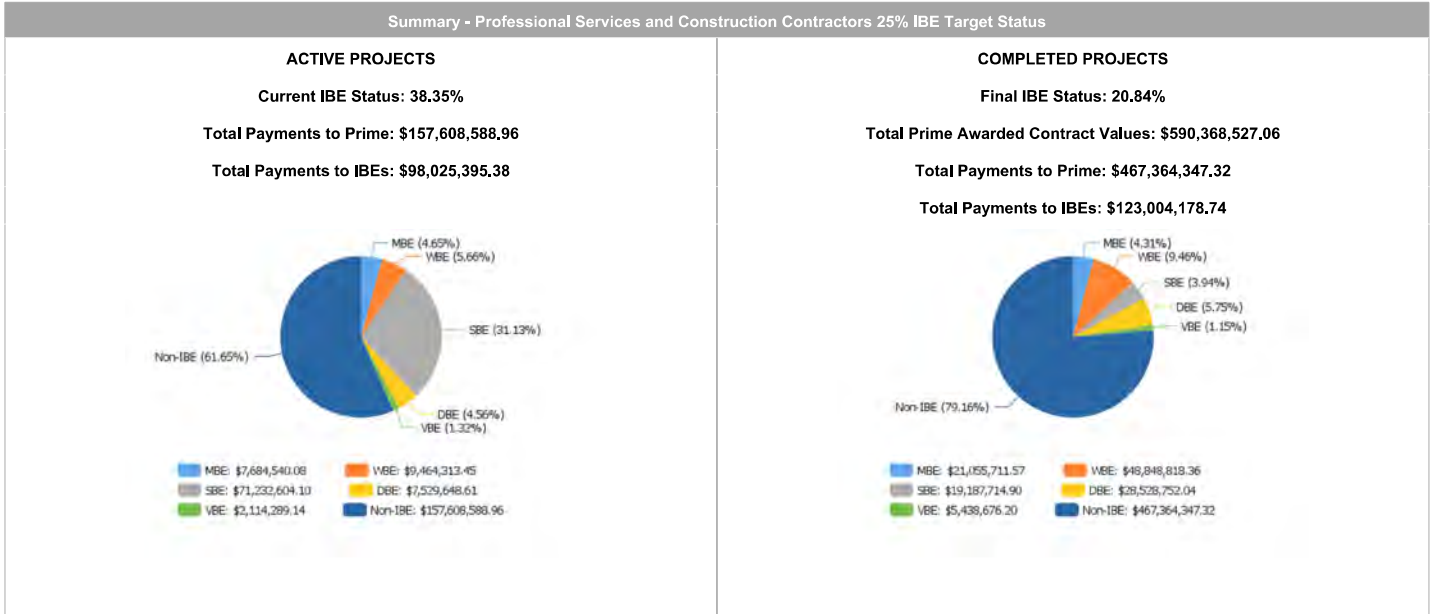
The payments by the Prime Consultant / Contractor to each of their IBE Subconsultants / Subcontractors will be calculated based on the criteria set by the Commission's 25% IBE Target.

WORKFORCE UTILIZATION

Workforce utilization contains two levels of scoring and documents the hourly employee utilization by workforce type, ethnicity and gender.

IBE Payments Legend	
Score Rankings	IBE Commitment Participation
A+	45% & above
A	35% to 44.9%
B+	30% to 34.9%
B	25% to 29.9%
C+	20% to 24.9%
C	15% to 19.9%
D+	10% to 14.9%
D	5% to 9.9%
F	4.9% & below

Workforce Utilization Legend		
Score Rankings	Workforce Commitment Participation	Ethnicity & Gender Participation
A+	30% & above	25% & a above
A	25% to 29.9%	15% to 24.9%
B+	20% to 24.9%	over 15%
B	15% to 19.9%	10% to 14.9%
C+	10% to 14.9%	over 10%
C	10% to 14.9%	7.5% to 9.9%
D+	5% to 9.9%	over 7.5%
D	5% to 9.9%	5% to 7.4%
F	4.9% & below	4.9% & below



Active Professional & Construction Projects Payment Summary		Initial Contract Value	Prime P / T / D	IBE P / T / D	IBE Actual	Score
Professional and Construction Projects Totals		\$314,310,700.80	\$157,608,588.96	\$98,025,395.38	38.35%	A
Professional Services Projects Totals		\$98,986,550.01	\$53,461,714.42	\$21,019,137.64	28.22%	B
Completed Professional & Construction Projects Payment Summary		Contract Value	Prime P / T / D	IBE P / T / D	IBE Actual	Score
Professional and Construction Projects Totals		\$590,368,526.06	\$467,364,347.32	\$123,004,178.74	20.84%	C+
Professional Services Projects Totals		\$56,480,327.36	\$38,940,072.49	\$17,540,254.87	31.06%	B+

ACTIVE CONSTRUCTION PROJECTS														
Payments Summary				Workforce Hours Summary 27.71%					Ethnicity Participation Summary					
Initial Contract Value	Total Prime P / T / D	Total IBE P / T / D	Total IBE %	Payments Score (Total IBE Payments)	Total Number of Workers	Total Hours Worked	Caucasian Hours	Total Minority Hours	Total Women Hours	Workforce Score (Total Hours Worked)	Caucasian %	Minority %	Women %	Ethnicity Score (Total Participation)
\$215,324,150.79	\$104,146,874.54	\$77,006,257.74	42.51%	A	1,656	352,395.23	258,572.53	93,822.70	3,825.59	A	73.38%	26.62%	1.09%	A+

COMPLETED CONSTRUCTION PROJECTS														
Payments Summary				Workforce Hours Summary 19.68%					Ethnicity Participation Summary					
Total Contracts Value	Total Prime P / T / D	Total IBE P / T / D	Total IBE %	Payments Score (Total IBE Payments)	Total Number of Workers	Total Hours Worked	Caucasian Hours	Total Minority Hours	Total Women Hours	Workforce Score (Total Hours Worked)	Caucasian %	Minority %	Women %	Ethnicity Score (Total Participation)
\$533,888,198.70	\$428,424,274.83	\$105,463,923.87	19.75%	C	4,444	1,738,348.70	1,442,435.56	295,913.14	46,110.00	B	82.98%	17.02%	2.65%	A

Active Construction Projects - Summary's & Scores (IBE Payments, Workforce Hours & Ethnicity Participation)

Date: From 07/01/2014 To 03/31/2026

IBE Payments Legend	
Score Rankings	IBE Commitment Participation
A+	45% & above
A	35% to 44.9%
B+	30% to 34.9%
B	25% to 29.9%
C+	20% to 24.9%
C	15% to 19.9%
D+	10% to 14.9%
D	5% to 9.9%
F	4.9% & below

Total of all Primes Contract Values \$215,324,150.79

Total Payments to all Primes \$104,146,874.54

Total Payments to all IBEs \$77,006,257.74

IBE Target 25.00%

IBE Actual 42.51%

Workforce Utilization Legend		
Score Rankings	Workforce Commitment Participation	Ethnicity & Gender Participation
A+	30% & above	25% & above
A	25% to 29.9%	15% to 24.9%
B+	20% to 24.9%	over 15%
B	15% to 19.9%	10% to 14.9%
C+	10% to 14.9%	over 10%
C	10% to 14.9%	7.5% to 9.9%
D+	5% to 9.9%	over 7.5%
D	5% to 9.9%	5% to 7.4%
F	4.9% & below	4.9% & below

ACTIVE CONSTRUCTION PROJECTS														
Payments Summary				Workforce Hours Summary 27.71%						Ethnicity Participation Summary				
Initial Contract Value	Total Prime P / T / D	Total IBE P / T / D	Total IBE %	Payments Score (Total IBE Payments)	Total Number of Workers	Total Hours Worked	Caucasian Hours	Total Minority Hours	Total Women Hours	Workforce Score (Total Hours Worked)	Caucasian %	Minority %	Women %	Ethnicity Score (Total Participation)
\$215,324,150.79	\$104,146,874.54	\$77,006,257.74	42.51%	A	1,656	352,395.23	258,572.53	93,822.70	3,825.59	A	73.38%	26.62%	1.09%	A+

DB-540A/B/C TRANSCORE, LP - Electronic Toll Collection System Replacement - Design, Build & Maintain														
Payments Summary				Workforce Hours Summary 53.31%						Ethnicity Participation Summary				
Initial Contract Value	Total Prime P / T / D	Total IBE P / T / D	Total IBE %	Payments Score (Total IBE Payments)	Total Number of Workers	Total Hours Worked	Caucasian Hours	Total Minority Hours	Total Women Hours	Workforce Score (Total Hours Worked)	Caucasian %	Minority %	Women %	Ethnicity Score (Total Participation)
\$14,628,213.63	\$11,230,227.20	\$2,316,211.51	17.10%	C	15	2,040.00	952.50	1,087.50	0.00	A+	46.69%	53.31%	0.00%	A+

DB-724A SCHNEIDER ELECTRIC Electronic Surveillance/Detection System Maintenance Contract														
Payments Summary				Workforce Hours Summary 45.89%						Ethnicity Participation Summary				
Initial Contract Value	Total Prime P / T / D	Total IBE P / T / D	Total IBE %	Payments Score (Total IBE Payments)	Total Number of Workers	Total Hours Worked	Caucasian Hours	Total Minority Hours	Total Women Hours	Workforce Score (Total Hours Worked)	Caucasian %	Minority %	Women %	Ethnicity Score (Total Participation)
\$5,217,520.75	\$1,402,730.84	\$215,551.42	13.32%	D+	57	717.00	479.00	238.00	91.00	A+	66.81%	33.19%	12.69%	A+

DB-768B DYNAMIC SECURITY, LLC (IBE) dba SECUNI / Network Video Management System (NVMS) Integrator Services														
Payments Summary				Workforce Hours Summary 0.00%						Ethnicity Participation Summary				
Initial Contract Value	Total Prime P / T / D	Total IBE P / T / D	Total IBE %	Payments Score (Total IBE Payments)	Total Number of Workers	Total Hours Worked	Caucasian Hours	Total Minority Hours	Total Women Hours	Workforce Score (Total Hours Worked)	Caucasian %	Minority %	Women %	Ethnicity Score (Total Participation)
\$104,074.00	\$-	\$87,232.80	100.00%	A+	0	0.00	0.00	0.00	0.00	N/A	0.00%	0.00%	0.00%	N/A

DB-792A TRANSCORE, LP - In-Lane All Electronic Toll Collection System (Design, Build and Maintain)														
Payments Summary				Workforce Hours Summary 5.22%						Ethnicity Participation Summary				
Initial Contract Value	Total Prime P / T / D	Total IBE P / T / D	Total IBE %	Payments Score (Total IBE Payments)	Total Number of Workers	Total Hours Worked	Caucasian Hours	Total Minority Hours	Total Women Hours	Workforce Score (Total Hours Worked)	Caucasian %	Minority %	Women %	Ethnicity Score (Total Participation)
\$11,835,042.00	\$4,388,192.01	\$-	0.00%	N/A	20	853.00	808.50	44.50	0.00	D	94.78%	5.22%	0.00%	D

T-519A BRACY CONSTRUCTION, INC. / Southern Operations and Maintenance Facilities Improvements - Trenton Morrisville, Langhorne, and New Hope														
Payments Summary				Workforce Hours Summary 20.23%						Ethnicity Participation Summary				
Initial Contract Value	Total Prime P / T / D	Total IBE P / T / D	Total IBE %	Payments Score (Total IBE Payments)	Total Number of Workers	Total Hours Worked	Caucasian Hours	Total Minority Hours	Total Women Hours	Workforce Score (Total Hours Worked)	Caucasian %	Minority %	Women %	Ethnicity Score (Total Participation)
\$59,300,150.96	\$48,905,435.36	\$9,989,837.09	16.96%	C	618	118,754.03	95,260.78	23,493.25	529.84	B+	80.22%	19.78%	0.45%	A

T-754A PKF-MARK III, INC / New Hope - Lambertville Toll Bridge All Electronic Tolling (AET) Conversion & PA Abutment Backwall Replacement														
Payments Summary				Workforce Hours Summary 12.07%						Ethnicity Participation Summary				
Initial Contract Value	Total Prime P / T / D	Total IBE P / T / D	Total IBE %	Payments Score (Total IBE Payments)	Total Number of Workers	Total Hours Worked	Caucasian Hours	Total Minority Hours	Total Women Hours	Workforce Score (Total Hours Worked)	Caucasian %	Minority %	Women %	Ethnicity Score (Total Participation)
\$11,863,715.00	\$5,784,206.81	\$-	0.00%	N/A	140	16,572.70	15,588.00	984.70	1,015.25	C	94.06%	5.94%	6.13%	D

Active Construction Projects - Summary's & Scores (IBE Payments, Workforce Hours & Ethnicity Participation)

Date: From 07/01/2014 To 03/31/2026

IBE Payments Legend	
Score Rankings	IBE Commitment Participation
A+	45% & above
A	35% to 44.9%
B+	30% to 34.9%
B	25% to 29.9%
C+	20% to 24.9%
C	15% to 19.9%
D+	10% to 14.9%
D	5% to 9.9%
F	4.9% & below

Total of all Primes Contract Values \$215,324,150.79

Total Payments to all Primes \$104,146,874.54

Total Payments to all IBEs \$77,006,257.74

IBE Target 25.00%

IBE Actual 42.51%

Workforce Utilization Legend		
Score Rankings	Workforce Commitment Participation	Ethnicity & Gender Participation
A+	30% & above	25% & above
A	25% to 29.9%	15% to 24.9%
B+	20% to 24.9%	over 15%
B	15% to 19.9%	10% to 14.9%
C+	10% to 14.9%	over 10%
C	10% to 14.9%	7.5% to 9.9%
D+	5% to 9.9%	over 7.5%
D	5% to 9.9%	5% to 7.4%
F	4.9% & below	4.9% & below

T-766A CRISDEL GROUP, INC. / I-78 NJ Roadway Rehabilitation and Power & Communication Infrastructure Improvements

Payments Summary				Workforce Hours Summary 36.28%						Ethnicity Participation Summary				
Initial Contract Value	Total Prime P / T / D	Total IBE P / T / D	Total IBE %	Payments Score (Total IBE Payments)	Total Number of Workers	Total Hours Worked	Caucasian Hours	Total Minority Hours	Total Women Hours	Workforce Score (Total Hours Worked)	Caucasian %	Minority %	Women %	Ethnicity Score (Total Participation)
\$22,494,884.42	\$16,159,118.76	\$6,335,785.34	28.17%	B	203	29,869.50	19,139.00	10,730.50	107.00	A+	64.08%	35.92%	0.36%	A+

TS-590A J.D. ECKMAN, INC. / Northampton St. TSB Rehabilitation

Payments Summary				Workforce Hours Summary 22.68%						Ethnicity Participation Summary				
Initial Contract Value	Total Prime P / T / D	Total IBE P / T / D	Total IBE %	Payments Score (Total IBE Payments)	Total Number of Workers	Total Hours Worked	Caucasian Hours	Total Minority Hours	Total Women Hours	Workforce Score (Total Hours Worked)	Caucasian %	Minority %	Women %	Ethnicity Score (Total Participation)
\$15,487,427.50	\$10,879,493.81	\$3,917,310.23	26.47%	B	111	35,867.50	27,733.25	8,134.25	0.00	B+	77.32%	22.68%	0.00%	A

TS-642A ANSELM I & DeCICCO (IBE) / Uhlertown - Frenchtown Toll-Supported Bridge Rehabilitation

Payments Summary				Workforce Hours Summary 35.41%						Ethnicity Participation Summary				
Initial Contract Value	Total Prime P / T / D	Total IBE P / T / D	Total IBE %	Payments Score (Total IBE Payments)	Total Number of Workers	Total Hours Worked	Caucasian Hours	Total Minority Hours	Total Women Hours	Workforce Score (Total Hours Worked)	Caucasian %	Minority %	Women %	Ethnicity Score (Total Participation)
\$22,216,237.00	\$-	\$19,619,287.43	100.00%	A+	118	47,665.50	30,972.00	16,693.50	185.00	A+	64.98%	35.02%	0.39%	A+

TS-694A/B/C/D/E ANSELM I & DeCICCO (IBE) / New Hope Lambertville TSB Rehabilitation

Payments Summary				Workforce Hours Summary 41.82%						Ethnicity Participation Summary				
Initial Contract Value	Total Prime P / T / D	Total IBE P / T / D	Total IBE %	Payments Score (Total IBE Payments)	Total Number of Workers	Total Hours Worked	Caucasian Hours	Total Minority Hours	Total Women Hours	Workforce Score (Total Hours Worked)	Caucasian %	Minority %	Women %	Ethnicity Score (Total Participation)
\$27,589,084.53	\$-	\$25,521,780.40	100.00%	A+	167	60,274.75	35,074.25	25,200.50	8.00	A+	58.19%	41.81%	0.01%	A+

TTS-734A MOUNT CONSTRUCTION CO., INC. (IBE) / JOC - Bridge, Highway & Civil Work - North Region

Payments Summary				Workforce Hours Summary 26.07%						Ethnicity Participation Summary				
Initial Contract Value	Total Prime P / T / D	Total IBE P / T / D	Total IBE %	Payments Score (Total IBE Payments)	Total Number of Workers	Total Hours Worked	Caucasian Hours	Total Minority Hours	Total Women Hours	Workforce Score (Total Hours Worked)	Caucasian %	Minority %	Women %	Ethnicity Score (Total Participation)
\$7,000,000.00	\$-	\$6,962,308.81	100.00%	A+	148	22,646.75	18,609.25	4,037.50	1,866.50	A	82.17%	17.83%	8.24%	A

TTS-735A MOUNT CONSTRUCTION CO., INC. (IBE) / JOC - Bridge, Highway & Civil Work - South Region

Payments Summary				Workforce Hours Summary 20.75%						Ethnicity Participation Summary				
Initial Contract Value	Total Prime P / T / D	Total IBE P / T / D	Total IBE %	Payments Score (Total IBE Payments)	Total Number of Workers	Total Hours Worked	Caucasian Hours	Total Minority Hours	Total Women Hours	Workforce Score (Total Hours Worked)	Caucasian %	Minority %	Women %	Ethnicity Score (Total Participation)
\$2,500,000.00	\$-	\$2,040,952.71	100.00%	A+	97	8,008.50	6,369.50	1,639.00	23.00	B+	79.53%	20.47%	0.29%	A

TTS-783A J. FLETCHER CREAMER & SON, INC. / On-Call Beam Guide Rail and Attenuator Replacement

Payments Summary				Workforce Hours Summary 32.08%						Ethnicity Participation Summary				
Initial Contract Value	Total Prime P / T / D	Total IBE P / T / D	Total IBE %	Payments Score (Total IBE Payments)	Total Number of Workers	Total Hours Worked	Caucasian Hours	Total Minority Hours	Total Women Hours	Workforce Score (Total Hours Worked)	Caucasian %	Minority %	Women %	Ethnicity Score (Total Participation)
\$2,087,801.00	\$303,750.00	\$-	0.00%	N/A	52	1,183.00	803.50	379.50	0.00	A+	67.92%	32.08%	0.00%	A+

Active Construction Projects - Summary's & Scores (IBE Payments, Workforce Hours & Ethnicity Participation)

Date: From 07/01/2014 To 03/31/2026

IBE Payments Legend	
Score Rankings	IBE Commitment Participation
A+	45% & above
A	35% to 44.9%
B+	30% to 34.9%
B	25% to 29.9%
C+	20% to 24.9%
C	15% to 19.9%
D+	10% to 14.9%
D	5% to 9.9%
F	4.9% & below

Total of all Primes Contract Values \$215,324,150.79

Total Payments to all Primes \$104,146,874.54

Total Payments to all IBEs \$77,006,257.74

IBE Target 25.00%

IBE Actual 42.51%

Workforce Utilization Legend		
Score Rankings	Workforce Commitment Participation	Ethnicity & Gender Participation
A+	30% & above	25% & above
A	25% to 29.9%	15% to 24.9%
B+	20% to 24.9%	over 15%
B	15% to 19.9%	10% to 14.9%
C+	10% to 14.9%	over 10%
C	10% to 14.9%	7.5% to 9.9%
D+	5% to 9.9%	over 7.5%
D	5% to 9.9%	5% to 7.4%
F	4.9% & below	4.9% & below

TTS-784A MOUNT CONSTRUCTION CO., INC. / JOC - Bridge, Highway, and Civil Work - North Region

Payments Summary					Workforce Hours Summary 21.78%					Ethnicity Participation Summary				
Initial Contract Value	Total Prime P / T / D	Total IBE P / T / D	Total IBE %	Payments Score (Total IBE Payments)	Total Number of Workers	Total Hours Worked	Caucasian Hours	Total Minority Hours	Total Women Hours	Workforce Score (Total Hours Worked)	Caucasian %	Minority %	Women %	Ethnicity Score (Total Participation)
\$3,000,000.00	\$928,143.70	\$-	0.00%	N/A	25	2,887.50	2,258.50	629.00	0.00	B+	78.22%	21.78%	0.00%	A

TTS-785A MOUNT CONSTRUCTION CO., INC. / JOC - Bridge, Highway, and Civil Work - South Region

Payments Summary					Workforce Hours Summary 28.86%					Ethnicity Participation Summary				
Initial Contract Value	Total Prime P / T / D	Total IBE P / T / D	Total IBE %	Payments Score (Total IBE Payments)	Total Number of Workers	Total Hours Worked	Caucasian Hours	Total Minority Hours	Total Women Hours	Workforce Score (Total Hours Worked)	Caucasian %	Minority %	Women %	Ethnicity Score (Total Participation)
\$4,000,000.00	\$1,479,759.11	\$-	0.00%	N/A	25	1,840.00	1,309.00	531.00	0.00	A	71.14%	28.86%	0.00%	A+

TTS-786A MOUNT CONSTRUCTION CO., INC. / JOC - Building and Facility Work - North Region

Payments Summary					Workforce Hours Summary 0.00%					Ethnicity Participation Summary				
Initial Contract Value	Total Prime P / T / D	Total IBE P / T / D	Total IBE %	Payments Score (Total IBE Payments)	Total Number of Workers	Total Hours Worked	Caucasian Hours	Total Minority Hours	Total Women Hours	Workforce Score (Total Hours Worked)	Caucasian %	Minority %	Women %	Ethnicity Score (Total Participation)
\$3,000,000.00	\$140,294.57	\$-	0.00%	N/A	5	257.00	257.00	0.00	0.00	F	100.00%	0.00%	0.00%	F

TTS-787A A.P. CONSTRUCTION, INC. / JOC - Building and Facility Work - South Region

Payments Summary					Workforce Hours Summary 0.00%					Ethnicity Participation Summary				
Initial Contract Value	Total Prime P / T / D	Total IBE P / T / D	Total IBE %	Payments Score (Total IBE Payments)	Total Number of Workers	Total Hours Worked	Caucasian Hours	Total Minority Hours	Total Women Hours	Workforce Score (Total Hours Worked)	Caucasian %	Minority %	Women %	Ethnicity Score (Total Participation)
\$3,000,000.00	\$2,545,522.37	\$-	0.00%	N/A	21	2,958.50	2,958.50	0.00	0.00	F	100.00%	0.00%	0.00%	F

Active Professional Services Projects Payments Detail Report

Date: From 07/01/2014 To 03/31/2026

IBE Payments Legend	
Score Rankings	IBE Commitment Participation
A+	45% & above
A	35% to 44.9%
B+	30% to 34.9%
B	25% to 29.9%
C+	20% to 24.9%
C	15% to 19.9%
D+	10% to 14.9%
D	5% to 9.9%
F	4.9% & below

Summary	Initial Contract Value	Prime P / T / D	IBE P / T / D	IBE Actual	Score
Professional and Construction Projects Totals	\$314,310,700.80	\$157,608,588.96	\$98,025,395.38	38.35%	A
Professional Services Projects Totals	\$98,986,550.01	\$53,461,714.42	\$21,019,137.64	28.22%	B

Prime Consultants	IBE Firm	Project Title	Initial Contract Value	Prime P / T / D	IBE P / T / D	IBE Actual	Score
GFT Infrastructure, Inc		C-519A GANNETT FLEMING ARCHITECTS, INC. / Southern Operations & Maintenance Facilities Improvements - Consulting Engineer Agreement	\$5,112,368.62	\$3,609,758.23	\$1,158,885.33	24.30%	C+
Greenman-Pedersen, Inc.		C-590A GREENMAN-PEDERSEN, INC. / Northampton St. TSB Rehabilitation - Preliminary, Final and Post Design - Consulting Engineer Agreement	\$1,504,783.15	\$906,645.35	\$540,453.22	37.35%	A
WSP USA, Inc. - PHILADELPHIA, PA		C-642A WSP USA, INC. / Uherstown Frenchtown TSB Rehabilitation - Preliminary, Final and Post Design - Consulting Engineer Agreement	\$1,953,930.92	\$1,325,850.50	\$591,535.03	30.85%	B+
Michael Baker International, Inc.		C-660A MICHAEL BAKER, JR., INC. / SFB Replacement Project Final Design Services - Consulting Engineer Agreement	\$33,626,658.74	\$26,783,020.09	\$6,808,784.95	20.27%	C+
Atkins North America, Inc.		C-691A ATKINS REALIS USA, INC. / Trenton-Morrisville Toll Bridge All Electronic Tolling & PA Avenue Interchange Design	\$4,407,750.07	\$783,097.11	\$-	0.00%	N/A
Greenman-Pedersen, Inc.		C-694A GREENMAN-PEDERSEN, INC. / New Hope Lambertville TSB Rehabilitation - Preliminary, Final and Post Design - Consulting Engineer Agreement	\$2,280,484.05	\$1,360,853.80	\$681,897.19	33.38%	B+
French & Parrello Associates		C-696B FRENCH & PARRELLO ASSOCIATES, P.A. / TOA - Facilities - NJ - Consulting Engineer Agreement	\$500,000.00	\$98,391.08	\$40,744.52	29.28%	B
HDR Engineering, Inc. - Pittsburgh, PA		C-697A HDR ENGINEERING, INC. / Preliminary Engineering and Environmental Documentation for the Washington Crossing Bridge Replacement - Consulting Engineer Agreement	\$8,061,761.62	\$2,551,373.47	\$709,939.37	21.77%	C+
Greenman-Pedersen, Inc.		C-704A GREENMAN-PEDERSEN, INC. / TOA - New Hope-Lambertville Toll Bridge Salt Storage Building - CM/CI Services	\$610,849.20	\$607,268.69	\$2,876.58	0.47%	F
Johnson, Mirmiran and Thompson, Inc.		C-716A JOHNSON, MIRIRAN & THOMPSON / TOA - Facilities - Consulting Engineer Agreement	\$500,000.00	\$274,248.65	\$48,594.97	15.05%	C
The Gordian Group, Inc.		C-727A THE GORDIAN GROUP, INC. / JOC - Program Manager Consultant - Consulting Engineer Agreement	\$2,950,000.00	\$1,134,844.86	\$729,008.62	39.11%	A
Rummel, Klepper and Kahl, LLP		C-728A RUMMEL, KLEPPER & KAHL / TOA - Electric Toll Collection / Tolling - PA - Consulting Engineer Agreement	\$500,000.00	\$385,325.84	\$114,472.44	22.90%	C+
French & Parrello Associates (IBE Prime)	VBE	C-729A FRENCH & PARRELLO ASSOCIATES, P.A. (IBE) / TOA - Facilities - NJ - Consulting Engineer Agreement	\$500,000.00	\$-	\$99,472.30	100.00%	A+
WSP/PARSONS BRINCKERHOFF, INC		C-750A WSP USA, INC. / TOA - Structural / Civil - Consulting Engineer Agreement	\$1,000,000.00	\$631,081.04	\$125,019.51	16.53%	C
Traffic Planning and Design, Inc.		C-751A TRAFFIC PLANNING AND DESIGN, INC. / TOA - Construction Inspection - Consulting Engineer Agreement	\$500,000.00	\$343,562.59	\$30,950.72	8.26%	D
Rummel, Klepper and Kahl, LLP		C-754A RUMMEL, KLEPPER & KAHL, LLP / New Hope Lambertville TB All Electronic Tolling (AET) Conversion Design - Consulting Engineer Agreement	\$1,540,341.14	\$1,064,528.59	\$428,199.60	28.69%	B
Pickering, Corts & Summerson, Inc. (IBE Prime)	SBE	C-757A-1 PICKERING, CORTS & SUMMERSON (IBE) / Professional Engineering Services for 2023-2024 Annual Inspections - Consulting Engineer Agreement	\$748,898.24	\$-	\$650,654.06	100.00%	A+
Pickering, Corts & Summerson, Inc. (IBE Prime)	SBE	C-757A-2 PICKERING, CORTS & SUMMERSON (IBE) / Professional Engineering Services for 2021-2026 Annual Inspections - Consulting Engineer Agreement	\$2,010,000.00	\$-	\$346,749.80	100.00%	A+
Naik Consulting Group, P.C. (IBE Prime)	DBE	C-759A NAIK CONSULTING GROUP, PC (IBE) / TOA - Structural / Civil - Consulting Engineer Agreement	\$1,000,000.00	\$-	\$759,645.97	100.00%	A+
Remington & Vernick		C-760A REMINGTON & VERNICK ENGINEERS, INC. / TOA - Construction Management Services - Consulting Engineer Agreement	\$500,000.00	\$243,621.95	\$72,914.60	23.04%	C+
Pennoni Associates Inc		C-761A PENNONI ASSOCIATES, INC. / Traffic Engineering Consultant 2021-2022 Annual Reports - Consulting Engineer Agreement	\$303,088.00	\$230,157.79	\$-	0.00%	N/A
Arora and Associates, P.C. (IBE Prime)	MBE	C-766A ARORA & ASSOCIATES, PC (IBE) / I-78 NJ Roadway Rehabilitation and Power & Communication Infrastructure - Final and Post Design - Consulting Engineer Agreement	\$2,900,943.54	\$-	\$2,708,934.69	100.00%	A+
Traffic Planning and Design, Inc.		C-769A TRAFFIC PLANNING & DESIGN, INC. / TOA - Structural / Civil - Consulting Engineer Agreement	\$1,000,000.00	\$636,042.10	\$207,471.60	24.60%	C+

*Met or Exceeded the Target

*Did Not Meet the Target

*P/T/D = Paid To Date

Active Professional Services Projects Payments Detail Report

Date: From 07/01/2014 To 03/31/2026

IBE Payments Legend	
Score Rankings	IBE Commitment Participation
A+	45% & above
A	35% to 44.9%
B+	30% to 34.9%
B	25% to 29.9%
C+	20% to 24.9%
C	15% to 19.9%
D+	10% to 14.9%
D	5% to 9.9%
F	4.9% & below

Prime Consultants	IBE Firm	Project Title	Initial Contract Value	Prime P / T / D	IBE P / T / D	IBE Actual	Score
Rummel, Klepper and Kahl, LLP		C-770A RUMMEL, KLEPPER & KAHL, LLP / TOA - Electronic Toll Collection / Tolling - Consulting Engineer Agreement	\$2,993,849.54	\$591,013.39	\$160,981.60	21.41%	C+
French & Parrello Associates		C-771A FRENCH & PARRELLO ASSOCIATES, P.A. / TOA - Facilities - Consulting Engineer Agreement	\$1,185,000.00	\$721,058.31	\$199,388.39	21.66%	C+
KS Engineers, P.C. (IBE Prime)	MBE	C-772A KS ENGINEERS, PC (IBE) / TOA - Construction Inspection - Consulting Engineer Agreement	\$500,000.00	\$-	\$389,645.24	100.00%	A+
IH Engineers, P.C. (IBE Prime)	SBE	C-782A IH ENGINEERS, PC (IBE) / Underwater Substructure Improvement Design - All Regions - Professional Engineering Services Agreement	\$1,886,074.12	\$-	\$1,081,713.18	100.00%	A+
Traffic Planning and Design, Inc.		C-788A TRAFFIC PLANNING & DESIGN, INC. / TOA - Structural / Civil - Consulting Engineer Agreement	\$1,000,000.00	\$483,968.47	\$60,368.90	11.09%	D+
Pennoni Associates Inc		C-789A PENNONI ASSOCIATES, INC. / TOA - Consulting Engineer Agreement	\$608,740.60	\$135,770.05	\$26,821.92	16.50%	C
Traffic Planning and Design, Inc.		C-802A TRAFFIC PLANNING AND DESIGN, INC. / TOA - PROFESSIONAL ENGINEERING SERVICES - STRUCTURAL / CIVIL	\$1,000,000.00	\$-	\$-	0.00%	N/A
French & Parrello Associates		C-803A FRENCH & PARRELLO ASSOCIATES, PA / TOA - Consulting Engineer Agreement	\$1,000,000.00	\$149,779.06	\$128,247.68	46.13%	A+
STV, INC		C-804A STV, INC. / TOA - Professional Engineering Services - Construction Inspection Services	\$500,000.00	\$55,262.34	\$-	0.00%	N/A
Pennoni Associates Inc		C-813A PENNONI ASSOCS., INC. / Professional Engineering Services Non-Destructive Bridge Pin Testing at Southern Region Bridges	\$1,077,133.19	\$-	\$-	0.00%	N/A
Joseph Jingoli & Son, Inc.		CM-519A JOSEPH JINGOLI & SON, INC. / Southern Operations & Maintenance Facilities Improvements - Consulting Engineer Agreement	\$3,672,188.24	\$2,669,679.47	\$922,638.83	25.68%	B
Johnson, Mirmiran and Thompson, Inc.		CM-590A JOHNSON, MIRMIRAN AND THOMPSON, INC. / Northampton St. TSB Rehabilitation - CM / CI Services - Consulting Engineer Agreement	\$1,554,968.16	\$954,373.01	\$325,198.53	25.41%	B
Urban Engineers, Inc.		CM-642A URBAN ENGINEERS, INC. / UHLERSTOWN - FRENCHTOWN TSB REHABILITATION / CONSTRUCTION MANAGEMENT & INSPECTION SERVICES	\$1,587,138.62	\$955,557.53	\$114,956.71	10.74%	D+
Urban Engineers, Inc.		CM-694A URBAN ENGINEERS, INC. / New Hope Lambertville TSB Rehabilitation - CM / CI Services - Consulting Engineer Agreement	\$1,664,394.93	\$988,245.05	\$468,612.30	32.17%	B+
STV Inc. - Trenton, NJ		CM-754A STV, INC. / New Hope - Lambertville Toll Bridge - All Electronic Tolling Conversion & PA Abutment Backwall Replacement - CM & CI Services	\$2,476,202.84	\$770,212.11	\$31,200.00	3.89%	F
Greenman-Pedersen, Inc.		CM-766A GREENMAN-PEDERSEN, INC. / I-76 NJ Roadway Rehabilitation and Power & Communication Infrastructure Improvements - CM / CI Services - Consulting Engineer Agreement	\$2,269,002.48	\$2,017,123.90	\$252,159.29	11.11%	D+

*Met or Exceeded the Target

*Did Not Meet the Target

*P/T/D = Paid To Date

Completed Construction Projects - Summary's & Scores (IBE Payments, Workforce Hours & Ethnicity Participation)

Date: From 07/01/2014 To 03/31/2026

IBE Payments Legend	
Score Rankings	IBE Commitment Participation
A+	45% & above
A	35% to 44.9%
B+	30% to 34.9%
B	25% to 29.9%
C+	20% to 24.9%
C	15% to 19.9%
D+	10% to 14.9%
D	5% to 9.9%
F	4.9% & below

Total of all Primes Contract Values \$533,888,198.70

Total Payments to all Primes \$428,424,274.83

Total Payments to all IBEs \$105,463,923.87

IBE Target 25.00%

IBE Actual 19.75%

Workforce Utilization Legend		
Score Rankings	Workforce Commitment Participation	Ethnicity & Gender Participation
A+	30% & above	25% & above
A	25% to 29.9%	15% to 24.9%
B+	20% to 24.9%	over 15%
B	15% to 19.9%	10% to 14.9%
C+	10% to 14.9%	over 10%
C	10% to 14.9%	7.5% to 9.9%
D+	5% to 9.9%	over 7.5%
D	5% to 9.9%	5% to 7.4%
F	4.9% & below	4.9% & below

COMPLETED CONSTRUCTION PROJECTS

Payments Summary					Workforce Hours Summary 19.68%					Ethnicity Participation Summary				
Total Contracts Value	Total Prime P / T / D	Total IBE P / T / D	Total IBE %	Payments Score (Total IBE Payments)	Total Number of Workers	Total Hours Worked	Caucasian Hours	Total Minority Hours	Total Women Hours	Workforce Score (Total Hours Worked)	Caucasian %	Minority %	Women %	Ethnicity Score (Total Participation)
\$533,888,198.70	\$428,424,274.83	\$105,463,923.87	19.75%	C	4,444	1,738,348.70	1,442,435.56	295,913.14	46,110.00	B	82.98%	17.02%	2.65%	A

T-508A BRACY - I-78 Maintenance Garage Expansion at I-78 PA Welcome Center / Maintenance Facility

Payments Summary					Workforce Hours Summary 7.39%					Ethnicity Participation Summary				
Total Contracts Value	Total Prime P / T / D	Total IBE P / T / D	Total IBE %	Payments Score (Total IBE Payments)	Total Number of Workers	Total Hours Worked	Caucasian Hours	Total Minority Hours	Total Women Hours	Workforce Score (Total Hours Worked)	Caucasian %	Minority %	Women %	Ethnicity Score (Total Participation)
\$9,845,176.91	\$8,255,795.37	\$1,589,381.54	16.14%	C	244	31,516.58	30,048.08	1,468.50	861.25	D	95.34%	4.66%	2.73%	F

T-514A WEST SIDE - DIII Toll Bridges Facilities Emergency Standby Generators Improvements

Payments Summary					Workforce Hours Summary 0.00%					Ethnicity Participation Summary				
Total Contracts Value	Total Prime P / T / D	Total IBE P / T / D	Total IBE %	Payments Score (Total IBE Payments)	Total Number of Workers	Total Hours Worked	Caucasian Hours	Total Minority Hours	Total Women Hours	Workforce Score (Total Hours Worked)	Caucasian %	Minority %	Women %	Ethnicity Score (Total Participation)
\$644,686.00	\$447,346.01	\$197,339.99	30.61%	B+	0	0.00	0.00	0.00	0.00	N/A	0.00%	0.00%	0.00%	N/A

T-566A INTERCOUNTY PAVING - PORTLAND COLUMBIA TOLL BRIDGE APPROACH ROADWAY IMPROVEMENTS

Payments Summary					Workforce Hours Summary 0.00%					Ethnicity Participation Summary				
Total Contracts Value	Total Prime P / T / D	Total IBE P / T / D	Total IBE %	Payments Score (Total IBE Payments)	Total Number of Workers	Total Hours Worked	Caucasian Hours	Total Minority Hours	Total Women Hours	Workforce Score (Total Hours Worked)	Caucasian %	Minority %	Women %	Ethnicity Score (Total Participation)
\$6,193,334.28	\$4,315,427.42	\$1,877,906.86	30.32%	B+	0	0.00	0.00	0.00	0.00	N/A	0.00%	0.00%	0.00%	N/A

T-611A MAGNUM (IBE) NH-L Toll Bridge Salt Storage Facility

Payments Summary					Workforce Hours Summary 2.16%					Ethnicity Participation Summary				
Total Contracts Value	Total Prime P / T / D	Total IBE P / T / D	Total IBE %	Payments Score (Total IBE Payments)	Total Number of Workers	Total Hours Worked	Caucasian Hours	Total Minority Hours	Total Women Hours	Workforce Score (Total Hours Worked)	Caucasian %	Minority %	Women %	Ethnicity Score (Total Participation)
\$1,348,934.71	\$-	\$1,348,934.71	100.00%	A+	65	5,925.50	5,805.50	120.00	8.00	F	97.97%	2.03%	0.14%	F

T-641A MERC0 - Easton / Phillipsburg Ramp C Stabilization

Payments Summary					Workforce Hours Summary 0.00%					Ethnicity Participation Summary				
Total Contracts Value	Total Prime P / T / D	Total IBE P / T / D	Total IBE %	Payments Score (Total IBE Payments)	Total Number of Workers	Total Hours Worked	Caucasian Hours	Total Minority Hours	Total Women Hours	Workforce Score (Total Hours Worked)	Caucasian %	Minority %	Women %	Ethnicity Score (Total Participation)
\$998,300.00	\$-	\$998,300.00	100.00%	A+	0	0.00	0.00	0.00	0.00	N/A	0.00%	0.00%	0.00%	N/A

T-644A J.D. ECKMAN - Easton Phillipsburg TB Facility Administration Bldg.

Payments Summary					Workforce Hours Summary 28.50%					Ethnicity Participation Summary				
Total Contracts Value	Total Prime P / T / D	Total IBE P / T / D	Total IBE %	Payments Score (Total IBE Payments)	Total Number of Workers	Total Hours Worked	Caucasian Hours	Total Minority Hours	Total Women Hours	Workforce Score (Total Hours Worked)	Caucasian %	Minority %	Women %	Ethnicity Score (Total Participation)
\$11,038,703.72	\$7,971,977.75	\$3,066,725.97	27.78%	B	320	47,800.75	35,278.00	12,522.75	1,098.75	A	73.80%	26.20%	2.30%	A+

Completed Construction Projects - Summary's & Scores (IBE Payments, Workforce Hours & Ethnicity Participation)

Date: From 07/01/2014 To 03/31/2026

IBE Payments Legend	
Score Rankings	IBE Commitment Participation
A+	45% & above
A	35% to 44.9%
B+	30% to 34.9%
B	25% to 29.9%
C+	20% to 24.9%
C	15% to 19.9%
D+	10% to 14.9%
D	5% to 9.9%
F	4.9% & below

Total of all Primes Contract Values \$533,888,198.70

Total Payments to all Primes \$428,424,274.83

Total Payments to all IBEs \$105,463,923.87

IBE Target 25.00%

IBE Actual 19.75%

Workforce Utilization Legend		
Score Rankings	Workforce Commitment Participation	Ethnicity & Gender Participation
A+	30% & above	25% & above
A	25% to 29.9%	15% to 24.9%
B+	20% to 24.9%	over 15%
B	15% to 19.9%	10% to 14.9%
C+	10% to 14.9%	over 10%
C	10% to 14.9%	7.5% to 9.9%
D+	5% to 9.9%	over 7.5%
D	5% to 9.9%	5% to 7.4%
F	4.9% & below	4.9% & below

T-645A MJF Building & Facilities Energy Conservation														
Payments Summary				Workforce Hours Summary 23.54%						Ethnicity Participation Summary				
Total Contracts Value	Total Prime P / T / D	Total IBE P / T / D	Total IBE %	Payments Score (Total IBE Payments)	Total Number of Workers	Total Hours Worked	Caucasian Hours	Total Minority Hours	Total Women Hours	Workforce Score (Total Hours Worked)	Caucasian %	Minority %	Women %	Ethnicity Score (Total Participation)
\$5,376,806.87	\$-	\$5,376,806.87	100.00%	A+	46	9,735.28	7,509.23	2,226.05	65.75	B+	77.13%	22.87%	0.68%	A

T-645B SCHNEIDER ELECTRIC Building & Facilities Energy Conservation Measures - Mechanical/Controls														
Payments Summary				Workforce Hours Summary 0.00%						Ethnicity Participation Summary				
Total Contracts Value	Total Prime P / T / D	Total IBE P / T / D	Total IBE %	Payments Score (Total IBE Payments)	Total Number of Workers	Total Hours Worked	Caucasian Hours	Total Minority Hours	Total Women Hours	Workforce Score (Total Hours Worked)	Caucasian %	Minority %	Women %	Ethnicity Score (Total Participation)
\$1,247,159.50	\$1,117,634.00	\$129,525.50	10.39%	D+	7	1,625.50	1,625.50	0.00	0.00	F	100.00%	0.00%	0.00%	F

T-661A TRC - SFB Replacement Project Subsurface Boring & Sampling														
Payments Summary				Workforce Hours Summary 0.00%						Ethnicity Participation Summary				
Total Contracts Value	Total Prime P / T / D	Total IBE P / T / D	Total IBE %	Payments Score (Total IBE Payments)	Total Number of Workers	Total Hours Worked	Caucasian Hours	Total Minority Hours	Total Women Hours	Workforce Score (Total Hours Worked)	Caucasian %	Minority %	Women %	Ethnicity Score (Total Participation)
\$1,438,941.98	\$1,204,475.68	\$234,466.30	16.29%	C	0	0.00	0.00	0.00	0.00	N/A	0.00%	0.00%	0.00%	N/A

T-666A PKF - SFB Replacement Project Construction for PA Noise Walls														
Payments Summary				Workforce Hours Summary 14.94%						Ethnicity Participation Summary				
Total Contracts Value	Total Prime P / T / D	Total IBE P / T / D	Total IBE %	Payments Score (Total IBE Payments)	Total Number of Workers	Total Hours Worked	Caucasian Hours	Total Minority Hours	Total Women Hours	Workforce Score (Total Hours Worked)	Caucasian %	Minority %	Women %	Ethnicity Score (Total Participation)
\$11,219,737.01	\$7,880,950.78	\$3,338,786.23	29.76%	B	42	5,738.00	5,122.00	616.00	241.50	C	89.26%	10.74%	4.21%	B

T-667A AP CONSTRUCTION - SFB Replacement Project Tree Clearing														
Payments Summary				Workforce Hours Summary 0.00%						Ethnicity Participation Summary				
Total Contracts Value	Total Prime P / T / D	Total IBE P / T / D	Total IBE %	Payments Score (Total IBE Payments)	Total Number of Workers	Total Hours Worked	Caucasian Hours	Total Minority Hours	Total Women Hours	Workforce Score (Total Hours Worked)	Caucasian %	Minority %	Women %	Ethnicity Score (Total Participation)
\$1,721,688.26	\$1,266,863.25	\$454,825.01	26.42%	B	0	0.00	0.00	0.00	0.00	N/A	0.00%	0.00%	0.00%	N/A

T-668A TRUMBULL 2 New Jersey - SFB Replacement Project														
Payments Summary				Workforce Hours Summary 21.57%						Ethnicity Participation Summary				
Total Contracts Value	Total Prime P / T / D	Total IBE P / T / D	Total IBE %	Payments Score (Total IBE Payments)	Total Number of Workers	Total Hours Worked	Caucasian Hours	Total Minority Hours	Total Women Hours	Workforce Score (Total Hours Worked)	Caucasian %	Minority %	Women %	Ethnicity Score (Total Participation)
\$-	\$-	\$-	0.00%	N/A	1,729	666,190.74	539,434.44	126,756.30	16,967.50	B+	80.97%	19.03%	2.55%	A

T-668A TRUMBULL 1 Pennsylvania SFB Bridge Replacement Project														
Payments Summary				Workforce Hours Summary 18.76%						Ethnicity Participation Summary				
Total Contracts Value	Total Prime P / T / D	Total IBE P / T / D	Total IBE %	Payments Score (Total IBE Payments)	Total Number of Workers	Total Hours Worked	Caucasian Hours	Total Minority Hours	Total Women Hours	Workforce Score (Total Hours Worked)	Caucasian %	Minority %	Women %	Ethnicity Score (Total Participation)
\$437,608,416.90	\$361,963,552.65	\$75,644,864.25	17.29%	C	1,953	841,284.08	709,643.76	131,640.32	26,191.25	B	84.35%	15.65%	3.11%	A

Completed Construction Projects - Summary's & Scores (IBE Payments, Workforce Hours & Ethnicity Participation)

Date: From 07/01/2014 To 03/31/2026

IBE Payments Legend	
Score Rankings	IBE Commitment Participation
A+	45% & above
A	35% to 44.9%
B+	30% to 34.9%
B	25% to 29.9%
C+	20% to 24.9%
C	15% to 19.9%
D+	10% to 14.9%
D	5% to 9.9%
F	4.9% & below

Total of all Primes Contract Values \$533,888,198.70

Total Payments to all Primes \$428,424,274.83

Total Payments to all IBEs \$105,463,923.87

IBE Target 25.00%

IBE Actual 19.75%

Workforce Utilization Legend		
Score Rankings	Workforce Commitment Participation	Ethnicity & Gender Participation
A+	30% & above	25% & above
A	25% to 29.9%	15% to 24.9%
B+	20% to 24.9%	over 15%
B	15% to 19.9%	10% to 14.9%
C+	10% to 14.9%	over 10%
C	10% to 14.9%	7.5% to 9.9%
D+	5% to 9.9%	over 7.5%
D	5% to 9.9%	5% to 7.4%
F	4.9% & below	4.9% & below

T-705A SPARWICK - I-78 Toll Plaza Bumper Block Replacement														
Payments Summary				Workforce Hours Summary 0.00%						Ethnicity Participation Summary				
Total Contracts Value	Total Prime P / T / D	Total IBE P / T / D	Total IBE %	Payments Score (Total IBE Payments)	Total Number of Workers	Total Hours Worked	Caucasian Hours	Total Minority Hours	Total Women Hours	Workforce Score (Total Hours Worked)	Caucasian %	Minority %	Women %	Ethnicity Score (Total Participation)
\$160,006.00	\$-	\$160,006.00	100.00%	A+	0	0.00	0.00	0.00	0.00	N/A	0.00%	0.00%	0.00%	N/A

T-707A Bracy Commission Administration Building at SFB & Adaptive Reuse of the 1799 Building														
Payments Summary				Workforce Hours Summary 12.32%						Ethnicity Participation Summary				
Total Contracts Value	Total Prime P / T / D	Total IBE P / T / D	Total IBE %	Payments Score (Total IBE Payments)	Total Number of Workers	Total Hours Worked	Caucasian Hours	Total Minority Hours	Total Women Hours	Workforce Score (Total Hours Worked)	Caucasian %	Minority %	Women %	Ethnicity Score (Total Participation)
\$21,468,985.71	\$17,086,817.88	\$4,382,167.83	20.41%	C+	435	80,061.86	70,408.20	9,653.66	209.00	C	87.94%	12.06%	0.26%	B

T-708A Allied Painting New Hope-Lambertville Toll Bridge Floor System Rehabilitation -Facility Administration Building														
Payments Summary				Workforce Hours Summary 64.86%						Ethnicity Participation Summary				
Total Contracts Value	Total Prime P / T / D	Total IBE P / T / D	Total IBE %	Payments Score (Total IBE Payments)	Total Number of Workers	Total Hours Worked	Caucasian Hours	Total Minority Hours	Total Women Hours	Workforce Score (Total Hours Worked)	Caucasian %	Minority %	Women %	Ethnicity Score (Total Participation)
\$1,546,100.00	\$1,375,155.72	\$170,944.28	11.06%	D+	26	5,244.00	1,842.50	3,401.50	0.00	A+	35.14%	64.86%	0.00%	A+

T-711AR BRACY - Easton Phillipsburg Toll Bridge Salt Storage Building														
Payments Summary				Workforce Hours Summary 15.61%						Ethnicity Participation Summary				
Total Contracts Value	Total Prime P / T / D	Total IBE P / T / D	Total IBE %	Payments Score (Total IBE Payments)	Total Number of Workers	Total Hours Worked	Caucasian Hours	Total Minority Hours	Total Women Hours	Workforce Score (Total Hours Worked)	Caucasian %	Minority %	Women %	Ethnicity Score (Total Participation)
\$1,666,931.06	\$1,648,203.12	\$18,727.94	1.12%	F	77	5,669.75	4,784.50	885.25	0.00	B	84.39%	15.61%	0.00%	A

T-717A BRACY Milford-Montague Toll Bridge Salt Storage Building														
Payments Summary				Workforce Hours Summary 7.70%						Ethnicity Participation Summary				
Total Contracts Value	Total Prime P / T / D	Total IBE P / T / D	Total IBE %	Payments Score (Total IBE Payments)	Total Number of Workers	Total Hours Worked	Caucasian Hours	Total Minority Hours	Total Women Hours	Workforce Score (Total Hours Worked)	Caucasian %	Minority %	Women %	Ethnicity Score (Total Participation)
\$1,232,810.45	\$1,162,221.49	\$70,588.96	5.73%	D	43	3,227.00	2,978.50	248.50	0.00	D	92.30%	7.70%	0.00%	C

T-719A ROAD-CON Delaware Water Gap Toll Bridge Facility Westbound Toll Plaza Roadway and NJ Approach Repairs.														
Payments Summary				Workforce Hours Summary 23.68%						Ethnicity Participation Summary				
Total Contracts Value	Total Prime P / T / D	Total IBE P / T / D	Total IBE %	Payments Score (Total IBE Payments)	Total Number of Workers	Total Hours Worked	Caucasian Hours	Total Minority Hours	Total Women Hours	Workforce Score (Total Hours Worked)	Caucasian %	Minority %	Women %	Ethnicity Score (Total Participation)
\$3,554,825.27	\$2,944,773.45	\$610,051.82	17.16%	C	123	9,822.57	7,915.77	1,906.80	419.50	B+	80.59%	19.41%	4.27%	A

T-730A BRACY Southern Operations & Maintenance Facilities Improvements Trenton Morrisville Salt Operations														
Payments Summary				Workforce Hours Summary 6.85%						Ethnicity Participation Summary				
Total Contracts Value	Total Prime P / T / D	Total IBE P / T / D	Total IBE %	Payments Score (Total IBE Payments)	Total Number of Workers	Total Hours Worked	Caucasian Hours	Total Minority Hours	Total Women Hours	Workforce Score (Total Hours Worked)	Caucasian %	Minority %	Women %	Ethnicity Score (Total Participation)
\$3,234,621.97	\$2,784,596.08	\$450,025.89	13.91%	D+	57	5,831.08	5,471.58	359.50	40.00	D	93.83%	6.17%	0.69%	D

Completed Construction Projects - Summary's & Scores (IBE Payments, Workforce Hours & Ethnicity Participation)

Date: From 07/01/2014 To 03/31/2026

IBE Payments Legend	
Score Rankings	IBE Commitment Participation
A+	45% & above
A	35% to 44.9%
B+	30% to 34.9%
B	25% to 29.9%
C+	20% to 24.9%
C	15% to 19.9%
D+	10% to 14.9%
D	5% to 9.9%
F	4.9% & below

Total of all Primes Contract Values \$533,888,198.70

Total Payments to all Primes \$428,424,274.83

Total Payments to all IBEs \$105,463,923.87

IBE Target 25.00%

IBE Actual 19.75%

Workforce Utilization Legend		
Score Rankings	Workforce Commitment Participation	Ethnicity & Gender Participation
A+	30% & above	25% & above
A	25% to 29.9%	15% to 24.9%
B+	20% to 24.9%	over 15%
B	15% to 19.9%	10% to 14.9%
C+	10% to 14.9%	over 10%
C	10% to 14.9%	7.5% to 9.9%
D+	5% to 9.9%	over 7.5%
D	5% to 9.9%	5% to 7.4%
F	4.9% & below	4.9% & below

T-746A ROAD-CON, INC. / Trenton Morrisville TB Roadway repaving and Deck Sealing Improvements

Payments Summary					Workforce Hours Summary 25.00%					Ethnicity Participation Summary				
Total Contracts Value	Total Prime P / T / D	Total IBE P / T / D	Total IBE %	Payments Score (Total IBE Payments)	Total Number of Workers	Total Hours Worked	Caucasian Hours	Total Minority Hours	Total Women Hours	Workforce Score (Total Hours Worked)	Caucasian %	Minority %	Women %	Ethnicity Score (Total Participation)
\$-	\$-	\$-	0.00%	N/A	5	64.00	48.00	16.00	0.00	A	75.00%	25.00%	0.00%	A+

T-746B ROAD-CON, INC. / Trenton Morrisville TB Roadway Repaving and Deck Sealing Improvements

Payments Summary					Workforce Hours Summary 23.18%					Ethnicity Participation Summary				
Total Contracts Value	Total Prime P / T / D	Total IBE P / T / D	Total IBE %	Payments Score (Total IBE Payments)	Total Number of Workers	Total Hours Worked	Caucasian Hours	Total Minority Hours	Total Women Hours	Workforce Score (Total Hours Worked)	Caucasian %	Minority %	Women %	Ethnicity Score (Total Participation)
\$5,603,676.34	\$4,949,916.35	\$653,759.99	11.67%	D+	107	11,213.25	8,617.50	2,595.75	3.00	B+	76.85%	23.15%	0.03%	A

TS-639B MOUNT CONSTRUCTION - Lower Trenton TSB Approach Roadways Improvements

Payments Summary					Workforce Hours Summary 0.00%					Ethnicity Participation Summary				
Total Contracts Value	Total Prime P / T / D	Total IBE P / T / D	Total IBE %	Payments Score (Total IBE Payments)	Total Number of Workers	Total Hours Worked	Caucasian Hours	Total Minority Hours	Total Women Hours	Workforce Score (Total Hours Worked)	Caucasian %	Minority %	Women %	Ethnicity Score (Total Participation)
\$2,090,794.00	\$-	\$2,090,794.00	100.00%	A+	0	0.00	0.00	0.00	0.00	N/A	0.00%	0.00%	0.00%	N/A

TS-650A ROAD-CON - RIVERTON BELVIDERE TSB

Payments Summary					Workforce Hours Summary 0.00%					Ethnicity Participation Summary				
Total Contracts Value	Total Prime P / T / D	Total IBE P / T / D	Total IBE %	Payments Score (Total IBE Payments)	Total Number of Workers	Total Hours Worked	Caucasian Hours	Total Minority Hours	Total Women Hours	Workforce Score (Total Hours Worked)	Caucasian %	Minority %	Women %	Ethnicity Score (Total Participation)
\$652,738.50	\$624,391.02	\$28,347.48	4.34%	F	0	0.00	0.00	0.00	0.00	N/A	0.00%	0.00%	0.00%	N/A

TS-677A SPARWICK - SF TSB Interim Deck Repairs on I-95

Payments Summary					Workforce Hours Summary 13.62%					Ethnicity Participation Summary				
Total Contracts Value	Total Prime P / T / D	Total IBE P / T / D	Total IBE %	Payments Score (Total IBE Payments)	Total Number of Workers	Total Hours Worked	Caucasian Hours	Total Minority Hours	Total Women Hours	Workforce Score (Total Hours Worked)	Caucasian %	Minority %	Women %	Ethnicity Score (Total Participation)
\$999,656.00	\$-	\$999,656.00	100.00%	A+	8	580.00	501.00	79.00	0.00	C	86.38%	13.62%	0.00%	B

TS-687A CARR & DUFF - Lower Trenton Toll Supported Bridge Replacement of Sign Lighting Elements

Payments Summary					Workforce Hours Summary 1.50%					Ethnicity Participation Summary				
Total Contracts Value	Total Prime P / T / D	Total IBE P / T / D	Total IBE %	Payments Score (Total IBE Payments)	Total Number of Workers	Total Hours Worked	Caucasian Hours	Total Minority Hours	Total Women Hours	Workforce Score (Total Hours Worked)	Caucasian %	Minority %	Women %	Ethnicity Score (Total Participation)
\$647,000.00	\$483,367.42	\$163,632.58	25.29%	B	14	2,734.00	2,693.00	41.00	0.00	F	98.50%	1.50%	0.00%	F

TS-699A CARR & DUFF LOWER TRENTON TSB APPROACH TRAFFIC SIGNAL EQUIPMENT UPGRADES

Payments Summary					Workforce Hours Summary 28.52%					Ethnicity Participation Summary				
Total Contracts Value	Total Prime P / T / D	Total IBE P / T / D	Total IBE %	Payments Score (Total IBE Payments)	Total Number of Workers	Total Hours Worked	Caucasian Hours	Total Minority Hours	Total Women Hours	Workforce Score (Total Hours Worked)	Caucasian %	Minority %	Women %	Ethnicity Score (Total Participation)
\$161,150.32	\$99,981.32	\$61,169.00	37.96%	A	11	433.00	309.50	123.50	0.00	A	71.48%	28.52%	0.00%	A+

Completed Construction Projects - Summary's & Scores (IBE Payments, Workforce Hours & Ethnicity Participation)

Date: From 07/01/2014 To 03/31/2026

IBE Payments Legend	
Score Rankings	IBE Commitment Participation
A+	45% & above
A	35% to 44.9%
B+	30% to 34.9%
B	25% to 29.9%
C+	20% to 24.9%
C	15% to 19.9%
D+	10% to 14.9%
D	5% to 9.9%
F	4.9% & below

Total of all Primes Contract Values \$533,888,198.70

Total Payments to all Primes \$428,424,274.83

Total Payments to all IBEs \$105,463,923.87

IBE Target 25.00%

IBE Actual 19.75%

Workforce Utilization Legend		
Score Rankings	Workforce Commitment Participation	Ethnicity & Gender Participation
A+	30% & above	25% & above
A	25% to 29.9%	15% to 24.9%
B+	20% to 24.9%	over 15%
B	15% to 19.9%	10% to 14.9%
C+	10% to 14.9%	over 10%
C	10% to 14.9%	7.5% to 9.9%
D+	5% to 9.9%	over 7.5%
D	5% to 9.9%	5% to 7.4%
F	4.9% & below	4.9% & below

TTS-723A J FLETCHER CREAMER On Call Beam Guide Rail & Attenuator Replacement

Payments Summary				Workforce Hours Summary 38.70%						Ethnicity Participation Summary				
Total Contracts Value	Total Prime P / T / D	Total IBE P / T / D	Total IBE %	Payments Score (Total IBE Payments)	Total Number of Workers	Total Hours Worked	Caucasian Hours	Total Minority Hours	Total Women Hours	Workforce Score (Total Hours Worked)	Caucasian %	Minority %	Women %	Ethnicity Score (Total Participation)
\$954,657.60	\$840,828.07	\$113,829.53	11.92%	D+	55	2,315.50	1,419.50	896.00	0.00	A+	61.30%	38.70%	0.00%	A+

TTS-736A RCC BUILDERS & DEVELOPERS (IBE) / JOC for Building and Facility Work North Region

Payments Summary				Workforce Hours Summary 48.50%						Ethnicity Participation Summary				
Total Contracts Value	Total Prime P / T / D	Total IBE P / T / D	Total IBE %	Payments Score (Total IBE Payments)	Total Number of Workers	Total Hours Worked	Caucasian Hours	Total Minority Hours	Total Women Hours	Workforce Score (Total Hours Worked)	Caucasian %	Minority %	Women %	Ethnicity Score (Total Participation)
\$68,665.26	\$-	\$68,665.26	100.00%	A+	2	334.00	172.00	162.00	0.00	A+	51.50%	48.50%	0.00%	A+

TTS-737A RCC BUILDERS & DEVELOPERS (IBE) - Job Order Contracting for Building & Facility Work SOUTH REGION

Payments Summary				Workforce Hours Summary 19.88%						Ethnicity Participation Summary				
Total Contracts Value	Total Prime P / T / D	Total IBE P / T / D	Total IBE %	Payments Score (Total IBE Payments)	Total Number of Workers	Total Hours Worked	Caucasian Hours	Total Minority Hours	Total Women Hours	Workforce Score (Total Hours Worked)	Caucasian %	Minority %	Women %	Ethnicity Score (Total Participation)
\$1,163,694.08	\$-	\$1,163,694.08	100.00%	A+	35	1,002.26	807.50	194.76	4.50	B	80.57%	19.43%	0.45%	A

Completed Professional Services Projects Payments Detail Report

Date: From 07/01/2014 To 03/31/2026

IBE Payments Legend	
Score Rankings	IBE Commitment Participation
A+	45% & above
A	35% to 44.9%
B+	30% to 34.9%
B	25% to 29.9%
C+	20% to 24.9%
C	15% to 19.9%
D+	10% to 14.9%
D	5% to 9.9%
F	4.9% & below

Summary	Contract Value	Prime P / T / D	IBE P / T / D	IBE Actual	Score
Professional and Construction Projects Totals	\$590,368,526.06	\$467,364,347.32	\$123,004,178.74	20.84%	C+
Professional Services Projects Totals	\$56,480,327.36	\$38,940,072.49	\$17,540,254.87	31.06%	B+

Prime Consultants	IBE Firm	Project Title	Contract Value	Prime P / T / D	IBE P / T / D	IBE Actual	Score
Burns Engineering, Inc.		C-508A BURNS - I-78 Maintenance Garage Expansion	\$717,042.74	\$411,246.80	\$305,795.94	42.65%	A
GFT Infrastructure, Inc		C-644A GANNETT - I-78 Bridges & Approach Slab Rehabilitation	\$600,565.63	\$557,640.16	\$42,925.47	7.15%	D
Ammann & Whitney		C-650A AMMANN - Riverton / Belvidere TSB Critical Member Strengthening - Design	\$451,072.33	\$414,724.53	\$36,347.80	8.06%	D
Joseph Jingoli & Son, Inc.		C-657A JINGOLI - TOA / Building Construction Management Services - PA Assignment Level 3 Toll Bridge Facilities Energy Contract	\$297,447.96	\$284,067.96	\$13,380.00	4.50%	F
McCormick Taylor, Inc.		C-662A MCCORMICK - SFB Replacement Public Involvement Services	\$1,579,419.61	\$1,196,433.77	\$382,985.84	24.25%	C+
Pennoni Associates Inc		C-663A PENNONI - SFB Replacement Project Traffic Engineering Services Pre-construction Traffic Study	\$237,424.67	\$118,877.43	\$118,547.24	49.93%	A+
Cherry, Weber & Associates, P.C.		C-684A-1/2 Van Cleef Engineering Associates, LLC - formally - CHERRY WEBER ENG.-General Engineering Services 2015-2018 Annual Inspections for contract C-684A-1	\$1,222,340.65	\$929,982.50	\$292,358.15	23.92%	C+
Johnson, Mirmiran and Thompson, Inc.		C-696A JMT - TOA / Engineering Services - PA Assignment	\$436,347.22	\$343,504.80	\$92,842.42	21.28%	C+
Rummel, Klepper and Kahl, LLP		C-701A RK&K - TOA / Engineering Services for Electronic Toll Collection Systems	\$461,812.98	\$370,348.83	\$91,464.15	19.81%	C
IH Engineers, P.C. (IBE Prime)	MBE	C-702B IH ENGS (IBE)- STRUCTURAL / CIVIL TASK ORDER AGREEMENT - NJ ASSIGNMENT	\$863,109.07	\$-	\$863,109.07	100.00%	A+
Urban Engineers, Inc.		C-703A URBAN - TOA / Construction Management Services for PA Assignment	\$445,990.62	\$356,313.87	\$89,676.75	20.11%	C+
USA Architects (IBE Prime)	SBE	C-707A USA - Commission Administration Building at Scudder Falls	\$1,376,354.11	\$9,298.69	\$1,367,055.42	99.32%	A+
Pennoni Associates Inc		C-715A PENNONI ASSOCIATES INC -Structural/Civil Task Order Agreement - PA Assignment	\$826,516.45	\$628,207.80	\$198,308.65	23.99%	C+
Arora and Associates, P.C. (IBE Prime)	MBE	C-732A ARORA AND ASSOCIATES, PC. (IBE) / TOA - Structural / Civil - NJ - Consulting Engineer Agreement	\$788,087.07	\$-	\$788,087.07	100.00%	A+
KS Engineers, P.C. (IBE Prime)	MBE	C-733A KS ENGINEERS, P.C. - CONSTRUCTION MANAGEMENT SERVICES TASK ORDER AGREEMENT FOR PROFESSIONAL ENGINEERING SERVICES	\$459,522.55	\$-	\$459,522.55	100.00%	A+
Pickering, Corts & Summerson, Inc. (IBE Prime)	SBE	C-757A PICKERING, CORTS & SUMMERSON -- SBE - PROFESSIONAL ENGINEERING SERVICES FOR THE GENENRAL ENGINEERING SERVICES 2021-2021 ANNUAL INSPECTION	\$531,101.62	\$-	\$531,101.62	100.00%	A+
Jacobs Engineering Group Inc.		CI-566A JACOBS - Portland / Columbia Toll Bridge Approach Roadways Improvements	\$476,991.53	\$332,518.42	\$144,473.11	30.29%	B+
Jacobs Engineering Group Inc.		CI-665A JACOBS - SFB Replacement Project Engineering Services for PA Noise Walls Construction	\$626,933.76	\$582,167.71	\$44,766.05	7.14%	D
TRC Engineers		CI-671A TRC - SFB Replacement Project Engineering Services for PA Approach Improvements	\$4,191,312.55	\$2,789,756.02	\$1,401,556.53	33.44%	B+
WSP/PARSONS BRINCKERHOFF, INC		CI-672A PARSONS (WSP) - SFB Replacement Project Engineering Services for Main River Bridge Replacement	\$5,398,968.46	\$4,000,670.37	\$1,398,298.09	25.90%	B
GFT Infrastructure, Inc		CI-673A GANNETT - SFB Replacement Project Engineering Services for NJ Approach Construction	\$6,084,459.84	\$4,151,515.64	\$1,932,944.20	31.77%	B+
STV Inc. - Trenton, NJ		CM-508A STV - I-78 Maintenance Garage Expansion Engineering Services for Construction Management	\$582,335.21	\$537,483.42	\$44,851.79	7.70%	D
Greenman-Pedersen, Inc.		CM-644A GPI - I-78 Bridges and Approach Slabs Rehabilitation Construction Management / Inspection Services	\$1,429,603.53	\$1,162,668.81	\$266,934.72	18.67%	C

*Met or Exceeded the Target

*Did Not Meet the Target

*P/T/D = Paid To Date

Completed Professional Services Projects Payments Detail Report

Date: From 07/01/2014 To 03/31/2026

IBE Payments Legend	
Score Rankings	IBE Commitment Participation
A+	45% & above
A	35% to 44.9%
B+	30% to 34.9%
B	25% to 29.9%
C+	20% to 24.9%
C	15% to 19.9%
D+	10% to 14.9%
D	5% to 9.9%
F	4.9% & below

Prime Consultants	IBE Firm	Project Title	Contract Value	Prime P / T / D	IBE P / T / D	IBE Actual	Score
Greenman-Pedersen, Inc.		CM-664A GPI - SFB Replacement Project PA Noise Walls Construction Management Services	\$849,622.00	\$712,137.11	\$137,484.89	16.18%	C
Hill International, Inc. - Philadelphia, PA		CM-669A HILL - SFB Replacement Project Construction Management Services	\$25,015,064.91	\$18,555,377.52	\$6,459,687.39	25.82%	B
Joseph Jingoli & Son, Inc.		CM-707A JINGOLI - Commission Administration Building at Scudder Falls - Construction Management Services	\$530,880.29	\$495,130.33	\$35,749.96	6.73%	D

*Met or Exceeded the Target

*Did Not Meet the Target

*P/T/D = Paid To Date

**Delaware River Joint Toll Bridge Commission
Meeting of April 27, 2026**

MINORITY, WOMEN AND SMALL BUSINESS ENTERPRISE PROGRAM

The Delaware River Joint Toll Bridge Commission implemented a one-year Minority Business Enterprise (MBE) pilot program, with a 7% participation goal, and the Women Business Enterprise (WBE) pilot program with a 3% goal. These goals applied to consultants and contractors' participating in the Commission's Capital Program and were effective on September 1, 2008.

At its December 2008 Commission Meeting, the Commission revised the pilot program to specify a 25% Small Business Enterprise (SBE) goal to New Jersey assigned consultant contracts in lieu of the previously specified 7% MBE and 3% WBE goals.

At its December 2010 Commission Meeting, due to the success of the Commission's MWSBE Pilot Program, the Delaware River Joint Toll Bridge Commission adopted a resolution for permanent status of the Minority Business Enterprise (MBE) program, with a 7% participation goal, and the Women Business Enterprise (WBE) program with a 3% goal, and the Small Business Enterprise (SBE) program with a 25% goal. These goals apply to consultants and contractors' participating in the Commission's Capital Program.

The Contract Compliance Department continues to monitor, update and analyze the payments for the MWSBE diversity program.

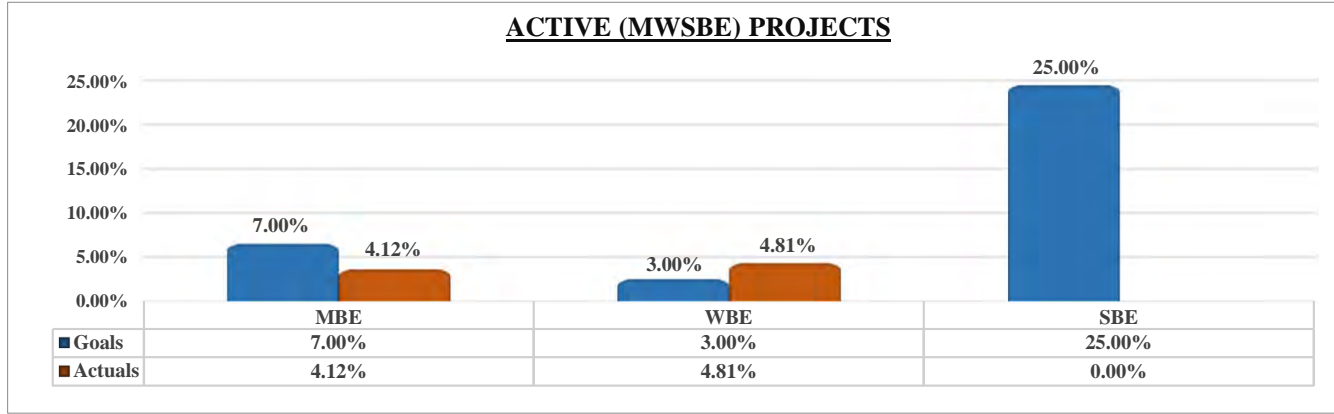
- | | |
|---|-------------------|
| a) PA Assigned Professional Services Contracts: | 7% MBE and 3% WBE |
| b) No State Assigned Professional Services Contracts: | 7% MBE and 3% WBE |
| c) Capital Plan Construction Contracts: | 7% MBE and 3% WBE |
| d) NJ Assigned Professional Services Contracts: | 25% SBE |

Numerous diversified businesses have benefited and continue to benefit from the Commission's previous M/W/SBE Program. The number of Contracts awarded during the MWSBE Program are as follows:

- | | |
|-----------------------------------|-----|
| ➤ Active Projects: | 1 |
| ➤ Completed Projects: | 76 |
| ➤ Total Capital Program Projects: | 77 |
| ➤ Total Number of Contractors: | 180 |

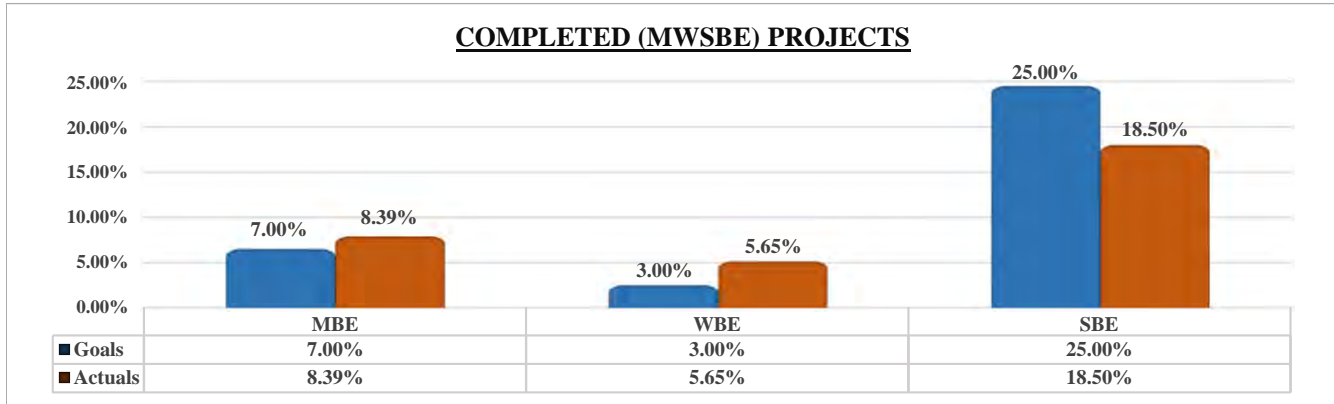
As of July 1, 2014 projects fall into the status now commonly referred to as **IBE (Identified Business Enterprise)** with a projected target to be or to exceed 25% of the total project award amount.

ACTIVE and COMPLETED (MWSBE) PROJECTS PAYMENTS



M/WBE Actual Summary Totals \$2,836,555.02	MBE		WBE		SBE Actual Summary Totals \$0.00	SBE	
	ACTUAL	PAYMENTS	ACTUAL	PAYMENTS		ACTUAL	PAYMENTS
	4.12%	\$1,319,428.97	4.81%	\$1,542,076.15		0.00%	\$0.00

PROJECT NO.	CONTRACTOR / CONSULTANT	PROJECT VALUE	TOTAL PAYMENTS TO DATE	MBE GOAL 7%	MBE PAYMENTS	WBE GOAL 3%	WBE PAYMENTS	SBE GOAL 25%	SBE PAYMENTS
C-502A	AECOM Transp.	\$ 34,099,000.00	\$ 32,039,412.00	4.12%	\$ 1,319,428.97	4.81%	\$ 1,542,076.15		\$ -



M/WBE Actual Summary Totals \$141,820,320.30	MBE		WBE		SBE Actual Summary Totals \$18,938,470.71	SBE	
	ACTUAL	PAYMENTS	ACTUAL	PAYMENTS		ACTUAL	PAYMENTS
	8.39%	\$11,903,166.05	5.65%	\$8,008,051.95		18.50%	\$3,502,973.00

The details relative to the Completed Projects data above are available in the following page.

**Delaware River Joint Toll Bridge Commission
Meeting of April 27, 2026**

**Minority, Women and Small Business Enterprise Payment Reporting for
Completed Contracts**

*Categories highlighted below indicates the Prime has either met or exceeded the target.

PROJECT NO.	CONTRACTOR / CONSULTANT	CONTRACT VALUE	MBE GOAL 7.0 %	MBE PAYMENTS	WBE GOAL 3.0 %	WBE PAYMENTS	SBE GOAL 25.0 %	SBE PAYMENTS
DB-427B	A.P. Construction	\$ 4,356,866.00	10.00%	\$ 435,686.60	7.30%	\$ 318,051.22		
T/TS-573A	A.P. Construction	\$ 7,823,588.00	7.69%	\$ 601,633.92	4.92%	\$ 384,920.53		
T-440BR	A.P. Construction	\$ 4,608,295.33	11.70%	\$ 539,170.55	7.33%	\$ 337,788.05		
TTS-476A-2	A.P. Construction	\$ 3,511,153.06	7.20%	\$ 252,803.02	5.50%	\$ 193,113.42		
T-472A	Allied Painting	\$ 15,595,983.76	9.70%	\$ 1,512,810.42	15.00%	\$ 2,339,397.56		
C-443A	Ammann & Whitney	\$ 770,909.81	10.00%	\$ 77,090.98	14.00%	\$ 107,927.37		
C-445A	Ammann & Whitney	\$ 920,304.08	7.20%	\$ 66,261.89	3.20%	\$ 29,449.73		
C-732A	Arora and Associates, PC	\$ 788,087.07	100.00%	\$ 788,087.07				
C-629B	Michael Baker	\$ 500,000.00					2.79%	\$ 13,937.96
T-474A	Bracy Contracting	\$ 2,660,000.00	6.05%	\$ 160,930.00	2.87%	\$ 76,342.00		
C-474A	Brijjac	\$ 287,603.87	8.00%	\$ 23,008.31	9.00%	\$ 25,884.35		
C-627A	Buchart Horn	\$ 132,374.35						
C-598A	Burns Group	\$ 408,272.00					8.00%	\$ 32,661.76
C-454A	Carroll Engineers	\$ 500,000.00	18.10%	\$ 90,500.00	5.90%	\$ 29,500.00		
C-543A	Cherry Weber	\$ 612,233.00					28.30%	\$ 173,261.94
C-639A	Cherry Weber	\$ 401,455.40	18.10%	\$ 72,663.43	5.90%	\$ 23,685.87		
T-498A	Cornell & Co.	\$ 1,999,015.22	9.30%	\$ 185,908.42	6.30%	\$ 125,937.96		
T-554A	Dayspring Electric	\$ 232,117.66						
C-628A	Dewberry	\$ 474,625.86	9.69%	\$ 46,014.78	13.27%	\$ 62,999.77	9.12%	\$ 43,294.17
C-454B	French & Parello	\$ 500,000.00					17.00%	\$ 85,000.00
C-627B	French & Parello	\$ 276,851.59					5.70%	\$ 28,487.21
C-453A	Gannett Fleming	\$ 1,000,000.00	5.33%	\$ 53,300.00	0.87%	\$ 8,700.00		\$ -
C-598B	Gannett Fleming	\$ 367,353.90					8.95%	\$ 32,878.17
C-566A	Greenman Pedersen	\$ 350,675.02	9.54%	\$ 33,464.64	0.83%	\$ 2,924.37		\$ -
C-599B	Greenman Pedersen	\$ 1,000,000.00					4.00%	\$ 40,000.00
CM-437A	Greenman Pedersen	\$ 2,559,020.59					19.50%	\$ 499,009.02
CM-440B	Greenman Pedersen	\$ 753,336.71					17.64%	\$ 132,888.60
T-441A	H & G Contractors	\$ 1,586,698.00	6.60%	\$ 104,722.07	1.57%	\$ 24,911.16		
C-530A	Hill International	\$ 400,000.00	2.50%	\$ 10,000.00				
CM-427B	Hill International	\$ 629,749.00					13.60%	\$ 85,645.86
CM-447B	Hill International	\$ 973,401.52	4.10%	\$ 39,909.46	2.10%	\$ 20,441.43		
CM-442A	Hill International	\$ 319,826.73					25.14%	\$ 80,404.44
CM-573A	Hill International	\$ 1,038,384.48	6.20%	\$ 64,379.84	5.80%	\$ 60,226.30		
C-629A	Hill International	\$ 147,560.34					13.66%	\$ 40,993.70
T-506A	HRI	\$ 13,727,411.69	7.17%	\$ 984,255.42	2.91%	\$ 399,467.68		
TS-505A	IEW	\$ 661,352.00	55.00%	\$ 363,743.60	8.93%	\$ 59,058.73		
DB-563A	J. Fletcher Creamer	\$ 1,283,717.00	15.00%	\$ 192,557.55	4.00%	\$ 51,348.68		
TTS-634AR	J. Fletcher Creamer	\$ 896,808.00	8.35%	\$ 74,885.53	0.42%	\$ 3,755.75		
T-437A	J.D. Eckman	\$ 24,412,321.90	7.48%	\$ 1,826,041.68	3.04%	\$ 742,134.59		
C-549AR	Jacobs Engineering	\$ 445,549.98	8.02%	\$ 35,745.16	3.11%	\$ 13,866.11		
TS-442A	James A. Anderson	\$ 2,149,268.62	6.30%	\$ 135,403.92	1.30%	\$ 27,940.49		
TS-443A	James A. Anderson	\$ 2,461,975.00			6.10%	\$ 150,180.48		
T-543A	James D. Morrissey	\$ 6,683,640.40	4.80%	\$ 320,814.74	8.64%	\$ 577,466.53		
CM-444A	JMT	\$ 905,196.00	9.50%	\$ 85,993.62	2.80%	\$ 25,345.49		
CM-506A	JMT	\$ 1,459,000.00	7.65%	\$ 111,613.50	2.40%	\$ 35,016.00		
CM-543A	JMT	\$ 752,729.58					30.60%	\$ 230,335.25
C-506A	K.S. Engineers	\$ 1,156,622.33	63.38%	\$ 733,067.23	13.44%	\$ 155,450.04		
TTS-476A-1	Kyle Conti	\$ 4,128,641.00	0.09%	\$ 3,715.78	9.00%	\$ 371,577.69		
C-628B	Louis Berger Group	\$ 781,897.95					9.21%	\$ 92,111.29
DB-562A	M.L. Ruberton	\$ 344,492.68	8.30%	\$ 28,592.89	3.80%	\$ 13,090.72		
T-475A	Miniscalco	\$ 68,229.51	2.25%	\$ 1,535.16	1.20%	\$ 818.75		
TS-445A	Neshaminy Contractors	\$ 6,285,926.10	16.90%	\$ 1,062,321.51	2.70%	\$ 169,720.00		
TS-447B	Neshaminy Contractors	\$ 8,955,586.24	8.60%	\$ 770,180.42	2.58%	\$ 231,054.12		
C-437B	Parsons Brinkerhoff	\$ 2,254,674.00					22.54%	\$ 508,203.52
C-437A	Pennoni Associates	\$ 764,181.39					24.00%	\$ 183,403.53
C-455B	Remington & Vernick	\$ 400,000.00					2.49%	\$ 9,960.00
TS-444A	Road-Con	\$ 7,814,850.68	4.87%	\$ 380,583.23	0.31%	\$ 24,226.04		
T-639A	Road-Con	\$ 3,324,313.00			13.90%	\$ 462,079.51		
T-746B	Road-Con	\$ 5,603,676.34	1.40%	\$ 116,459.43	1.50%	\$ 84,149.60	3.14%	\$ 175,970.46
C-621A	Rummel, Klepper & Kahl	\$ 487,881.64	9.01%	\$ 43,941.24	3.16%	\$ 15,427.54		
T-624A	Sparwick	\$ 874,601.00	7.60%	\$ 66,469.68	0.75%	\$ 6,559.51		
C-440B	Stantec	\$ 728,011.79	4.75%	\$ 34,580.56	2.80%	\$ 20,384.33		
C-440A	Stantec	\$ 405,011.03	4.80%	\$ 19,440.53	6.60%	\$ 26,730.73		
C-600A	STV	\$ 800,000.00					12.60%	\$ 100,800.00
CM-472A	STV	\$ 1,728,385.40					23.80%	\$ 411,355.73
CM-474A	STV	\$ 291,172.17						
C-538A	STV	\$ 500,000.00	1.25%	\$ 6,250.00	31.20%	\$ 156,000.00		
CM-443A	STV	\$ 204,152.63	16.75%	\$ 34,195.57	11.00%	\$ 22,456.79		
CM-445A	STV	\$ 682,064.44					26.00%	\$ 177,336.75
CM-498A	STV	\$ 571,665.66	12.00%	\$ 68,599.88	2.40%	\$ 13,719.98		
C-453B	T & M Associates	\$ 1,000,000.00					18.90%	\$ 189,000.00
C-07-11	Transsystems	\$ 747,493.55					21.05%	\$ 157,347.39
C-447B	Transsystems	\$ 666,016.64	8.00%	\$ 53,281.33	2.00%	\$ 13,320.33		
CM-476A	Trumbull	\$ 699,250.00	13.60%	\$ 95,098.00	6.10%	\$ 42,654.25		
C-505A	Urban Engineers	\$ 154,598.70					36.50%	\$ 56,428.53
C-539A	URS Corporation	\$ 265,070.69						

DELAWARE RIVER JOINT TOLL BRIDGE COMMISSION

Meeting of April 27, 2026

**OPERATIONS INDEX
FOR
INFORMATION TECHNOLOGY**

SUBJECT	DESCRIPTION	PAGE NUMBER
Information Technology	Status Report Month of March 2026	1-2





DELAWARE RIVER JOINT TOLL BRIDGE COMMISSION

Meeting of April 2026

Information Technology Department Report Month of March 2026


The following activities under the general heading of Information Technology were recently initiated, accomplished, or performed:

Helpdesk/Deployments:


-  Processed 27 work orders for the month.
-  Includes all software support, IT daily tasks, printer and desktop support, Intranet, news and job postings, telephone support, and form design/updates.
-  Includes configuration and deployment of desktops, laptops, and cell phones.
-  Includes MUNIS, ADP, Maximo, ESS CAD/RMS, and other Enterprise Software updates and maintenance, and EZ-Pass support.

Projects:



ERP Project:

-  We continue to participate in our ERP evaluation project.


Documentation Project:

-  We continue auditing and updating our documentation.


Security, Upgrades, and Migration Initiative:

-  We continue to roll out Windows 11 and will continue through 2026.
-  We have begun to upgrade our Windows 2016 Servers to Windows 2025 and will continue over the next month.

Network Upgrades:

-  We continue network upgrades. We are now working on wide-area network routers and Internet firewalls.


Telephone System Upgrades:

-  Telephone system upgrades are almost complete. Only the Scudder Falls Administration building remains.

DELAWARE RIVER JOINT TOLL BRIDGE COMMISSION

Meeting of April 2026

Meetings Attended:

-  **Every Monday: IAG Tech Committee Call:** General IAG Tech Committee discussion and status. Nothing to report.

**DELAWARE RIVER JOINT TOLL BRIDGE
COMMISSION
Meeting of April 9, 2026**

OPERATIONS

INDEX FOR

TRAINING AND EMPLOYEE SAFETY

SUBJECT	DESCRIPTION	PAGE NUMBER
Training & Employee Safety	Status Report Month of March 2026	1 of 8

DELAWARE RIVER JOINT TOLL BRIDGE COMMISSION
TRAINING AND EMPLOYEE SAFETY DEPARTMENT
MONTH OF MARCH 2026

The activities delineated below represent meetings, communications, tasks, and/or accomplishments of the Training and Employee Safety Department for the Month of March 2026.

- 3/2: Lock Out/Tag Out Training Bytes assigned to staff
- 3/2: TES Staff meeting NHL
- 3/3: Safety manual review NHL
- 3/3-3/13: CDL Practical training Somerset County
- 3/4: CPR/AED/First Aid NHL
- 3/4: Toll CPL training MM
- 3/5: NJTIM Training SRMC
- 3/5: PSBS Staff meeting
- 3/10: Admin. Monthly Staff meeting via MS Teams
- 3/11: CPR/AED/First Aid NHL
- 3/11: PSBS Refresher training DWG
- 3/12: Executive Staff meeting via MS Teams
- 3/12: Interview Skills Training SRMC
- 3/15-3/17: TES Maintenance Coordinator attended Grainger Expo
- 3/16: CDL Theory Classroom Somerset County
- 3/16-3/20: PSBS Onboarding NHL
- 3/18: TCC Refresher
- 3/23: TES/HR Teams meeting
- 3/23-3/27: Control Center Onboarding NHL
- 3/24: Training Needs Assessment Meeting for PSBS and Maintenance Generalist

DELAWARE RIVER JOINT TOLL BRIDGE COMMISSION
TRAINING AND EMPLOYEE SAFETY DEPARTMENT
MONTH OF MARCH 2026

- 3/24: CPR/AED/First Aid NHL
- 3/25: CPR/AED/First Aid NHL
- 3/26: CPR/AED/First Aid DWG
- 3/26: Workplace Safety Committee Meeting EP

- 3/30: Specialized Maintenance Project - Tree removal at SF
- 3/31: Maintenance Needs Assessment Meeting SF
- 3/31: Driver Training/Driver Care (Element) Presentation via MS Teams
- 3/31-4/1: Competent Persons Training FallProof Trenton NJ

Munis/Share Point

Continued assistance from various staff

Submit and approval as needed

CPR/AED/First Aid:

4 sessions in March: 11-24-25@ NHL & 26@DWG

28 commission employees trained

All invoices submitted to Munis

3 Sessions scheduled for April: 14@SF-14@78 & 16@NHL

Note: Added 30 Minute Video on Bloodborne Pathogen (AHA approved) and obtained video to review> Working on Rough Draft for Exposure Plan

PSBS In-Service:

TES to schedule training for 2026

DELAWARE RIVER JOINT TOLL BRIDGE COMMISSION
TRAINING AND EMPLOYEE SAFETY DEPARTMENT
MONTH OF MARCH 2026

Tentative Schedule created and presented at PSBS Meeting

Includes: New Employee Onboarding-OIC Onboarding-In Service

First Session: April 20-24

DELAWARE RIVER JOINT TOLL BRIDGE COMMISSION TRAINING
AND EMPLOYEE SAFETY DEPARTMENT MONTH OF MARCH 2026

PSBS Onboarding:

March 16-20 @ NHL

Staff: 7

Control Center Onboarding:

March 23-27 @ NHL/TM

Staff: 2

Active Threat:

NHL: TBA Date April

TES will continue scheduling for 2026 - Tentative SF/SRMC/TM

Administration Safety Manual Review:

Date: March 3 @ NHL

Meeting with Bill Hauck, Mark Murranko, Lavar Talley, Nat Amato, Richard Taitt, Jim Palitto and Austin McCleery

Reviewed revisions by Mark Murranko, LeVar Talley, Richard Taitt and Nat Amato

Revisions updated March 4>Sent to committee for review

Rutgers/Work Zone Safety:

DELAWARE RIVER JOINT TOLL BRIDGE COMMISSION
TRAINING AND EMPLOYEE SAFETY DEPARTMENT
MONTH OF MARCH 2026

2026 Dates: February 26-June 23 & November 11

Total Estimated for Training 2026: 45

February 26: 6 employees in CR and 4 employees in SR

PSATS: Requested quote for 2026> revisit for PSBS

DELAWARE RIVER JOINT TOLL BRIDGE COMMISSION TRAINING
AND EMPLOYEE SAFETY DEPARTMENT MONTH OF MARCH 2026

Traffic Control Coordinator Refresher

Date: March 18

Staff: 3

Total Estimated for Training 2026: 16

Dates Confirmed: June 4 & November 11

TES obtained quotes for 2026 and submitted into Munis

Designation Course: April 14-16

Workplace Safety Committee:

March 26: Easton/Phillipsburg

Total Staff: 19

Note: No Major Issues upon inspection by committee members. Minor; Electrical Panel blocked corrected on site. Next Meeting April 23 in Milford

ADP Update:

Training Byte (Hand and Power Tool Safety) sent to Maintenance on March 2 -
Compliance due March 31 >Sent update for compliance to maintenance on 3/31

Basic Excel Course>Human Resources Staff

DELAWARE RIVER JOINT TOLL BRIDGE COMMISSION
TRAINING AND EMPLOYEE SAFETY DEPARTMENT
MONTH OF MARCH 2026

Note: Distracted/Defensive Driver to be sent to PSBS/Maintenance in April

Created various sessions for training to track attendance

ADP Sessions: Created various Sessions for Training to track attendance

DELAWARE RIVER JOINT TOLL BRIDGE COMMISSION TRAINING
AND EMPLOYEE SAFETY DEPARTMENT MONTH OF FEBRUARY 2026

Grainger:

Safety Shoe Mobile canceled due to lack of participants

Total Staff Purchases 2026: 160 Returns: 20

Safety Harness Training/Fittings

Dates: March 4-9& 26 (9) staff fitted various locations for Harness/SRL

Fall Proof Harness Awareness scheduled for April 16 for 5 maintenance workers

Reviewed Quotes to be submitted to Maintenance/Grainger

Uniform requisition form updated for staff

Competent Persons Harness Training Fall Proof Systems

March 31 & April 1 >Trenton NJ. 8 AM-4 PM

Staff: 10

CDL Training & Theory Class

Date: March 16 Theory Class Somerset County

Staff 3

DELAWARE RIVER JOINT TOLL BRIDGE COMMISSION
TRAINING AND EMPLOYEE SAFETY DEPARTMENT
MONTH OF MARCH 2026

Roadway/Practical: 1 MW scheduled March 3-13

Drug Impairment Identification: New Jersey State Police

April 13&14: 8AM- 4PM

Federal Motor Carrier Title 49

Subject: Supervisors that oversee CDL licensed drivers

DELAWARE RIVER JOINT TOLL BRIDGE COMMISSION TRAINING
AND EMPLOYEE SAFETY DEPARTMENT MONTH OF MARCH 2026

PSBS Refresher

Date: March 11 @ DWG

Equipment: Patrol Truck-Sign board-Lane Blade-Cone Taper-Vehicle push

Staff:1

Promotional Pre-Test & Examinations

TES Updated following tests & power Points as requested

Control Center Supervisor-PSBS Corporal/Sergeant/Lieutenant-Maintenance
DRMS&RMS

Reviewed by Department Supervisors

Scheduled April: 2 Toll Corporal Pre-Test> April 8 Examination

Hard Hat Demonstration

Quotes sent to Maintenance & Total needed for Engineering

Revisions forwarded for safety manual update

DELAWARE RIVER JOINT TOLL BRIDGE COMMISSION
TRAINING AND EMPLOYEE SAFETY DEPARTMENT
MONTH OF MARCH 2026

Pricing/Budget approval pending

Supervisory Course for Directors and above

February 24 Meeting w/Dan Tufts & Mike Alcazar

Two classes for 5 Day training Sessions/ 8 Hour sessions

Tentative Dates: TBA

To be reviewed by Executive Staff

Other Topics: Crisis Communication Skills-Emergency Response for Managers-EEO Course 2027

DELAWARE RIVER JOINT TOLL BRIDGE COMMISSION TRAINING
AND EMPLOYEE SAFETY DEPARTMENT MONTH OF FEBRUARY 2026

Departmental Meetings

Date: March 3 Safety Manual Meeting NHL

Date: PSBS Monthly Meeting TM

Date: March 10 Administrative Meeting>Teams

Date: March 10: Budget Meeting TES>NHL

Date: March 12 Staff Meeting Executive Staff>Teams

Date: March 23 TES Teams meeting with J Cruz& J Cavallo>Teams

Date: March 24 TES /HR meeting with PSBS>SF

Date: March 26 PSBS Meeting (AED/CPR Video) Critique of Incident>TM

Date: March 30 TES McCleery& Werner>Scheduling/Billing

Date: March 31 Element/Driver Care (Teams) J Cruz-R Evans-W Hauck

Skilled Maintenance Worker

DELAWARE RIVER JOINT TOLL BRIDGE COMMISSION
TRAINING AND EMPLOYEE SAFETY DEPARTMENT
MONTH OF MARCH 2026

Harness Training: March – June

Aspen Aerial Training: June 9 & 10 NHL>- June 11@Scudder Falls

Altec Bucket Truck Training: As needed

Sweeper Truck Training: April

TIM Training: As needed

UST A & B Operator: May

TCC: April 14-16 & August 25-27

DELAWARE RIVER JOINT TOLL BRIDGE COMMISSION TRAINING
AND EMPLOYEE SAFETY DEPARTMENT MONTH OF FEBRUARY 2026

Needs Assessment Review

Date: March 23 TES Meeting to Review PSBS

Date: March 24 PSBS Review SF

Date: March 24 Maintenance Generalist Review SF

Date: March 31 Maintenance Department Review SF

Date: April 1 Executive Staff Review SF

Training/Miscellaneous

NJ Learn> First Responder Training courses

Driver Care/Element> Continuous Motor Vehicle Monitoring presentation

Bloodborne Pathogen Exposure Plan> Presentation for Staff

DELAWARE RIVER JOINT TOLL BRIDGE COMMISSION

Meeting of April 27, 2026

COMMUNICATIONS

The following Pages reflect the reports on those items assigned to the Communications Department. Each item is reported separately and page numbered accordingly.

DELAWARE RIVER JOINT TOLL BRIDGE COMMISSION
Meeting of April 27, 2026

OPERATIONS INDEX
FOR
COMMUNICATIONS

SUBJECT	DESCRIPTION	PAGE NUMBER
Communications	Status Report Month of March 2026	1-3

DELAWARE RIVER JOINT TOLL BRIDGE COMMISSION

Meeting of April 27, 2026

COMMUNICATIONS REPORT

March 2026

- **COMMISSION AWARENESS EFFORTS:**

Uhlerstown-Frenchtown Bridge Lighting Webpage – Created new webpage for the color-programmable LED architectural lighting system on the Uhlerstown-Frenchtown Toll-Supported Bridge. Page follows the format of the three prior lighting webpages for the Lower Trenton, Northampton Street, and New Hope-Lambertville Bridges. A temporary feature photograph by Justin Bowers in engineering was cropped and uploaded for the new webpage. It will be replaced once the bridge is re-photographed after the removal of the temporary work platform below the bridge’s roadway deck. The new page is listed in the Bridge Lights drop down menu in the Bridge Info section of the website. The page includes a request form, policy document, requirements, annual schedule, and background information. A pop-up window was added at the request of Community Affairs Director Jodee Inscho to apprise the public of scheduled lighting displays on a monthly basis. Myron Mariano of Stokes Creative Group assisted with the page formatting, menu listing, and pop-up window.

Washington Crossing Bridge Alternatives Analysis – Issued press release announcing the impending close of the 30-day public comment period on the scoping process for the WCBAA. Updated the homepage popup and featured WCBAA box once the comment period ended.

2025 Annual Report – Revised the expanded outline for the next annual report and reviewed it with the executive director. Began the process of identifying and securing photographs and other graphic content for the report. Drafted and vetted the staff page.

Scudder Falls Shared-Use Path Closure – Drafted, distributed, and posted a press release to advise pedestrians and bicyclists of weekly Monday-through-Thursday closures of the shared-use path on the upstream side of the Scudder Falls (I-295) Toll Bridge. The release also was posted with a photograph on the Commission’s Facebook page, where it generated eight shares. Communications also wrote the two-flash message for the variable-message sign situated off Woodside Road near the 1799 House on the path’s Pennsylvania approach and reviewed Community Affairs’ draft laminated notices at walker/bicycle access points along canal towpaths in NJ and PA.

Biennial Inspections of Toll-Supported Bridges to Begin – Updated previously issued bridge inspections press release to advise motorists of this year’s process at the Commission’s toll supported bridges, including the two pedestrian-only structures. The release noted potential travel impacts during the inspection process. Several media outlets picked up the item.

Hot Topics - headlines:

These states are quietly raising toll prices in 2026 – is yours on the list?; E-ZPass transponders may be going away, saving millions – here’s what would replace them; NJ promised these roads decades ago – here’s why you’re still stuck in traffic; Biennial inspection beginning at non-toll bridges; Bridge inspections to begin March 16 at non-toll Delaware River crossings; Should New Jersey eliminate tolls on the Turnpike and Parkway?;

DELAWARE RIVER JOINT TOLL BRIDGE COMMISSION
Meeting of April 27, 2026

Drivers advised of traffic delays next week at Uhlerstown-Frenchtown Toll-Supported Bridge; New Webpage Debuts For Uhlerstown-Frenchtown Bridge Lighting System; Scudder Falls Bridge Walkway Closing Through May; Bridge Inspections May Cause Delays At Free Delaware River Crossings; Weekly Flagging Operations Resume At Delaware River Bridge (Uhlerstown-Frenchtown); Ben Frankling Bridge (DRPA) to celebrate 100th birthday this summer; The New Jersey Bridge With A Pedestrian Path Linking Two States (Uhlerstown-Frenchtown, correction requested); Weekday traffic flagging to resume at Uhlerstown-Frenchtown Toll-Supported Bridge starting Monday; 36 years of the same conversation – and New Jersey tolls just keep going up; E-ZPass transponders might be replaced by the end of the year; New Jersey Tests RFID Stickers To Replace E-ZPass Transponders; Happy 220th Birthday, Ridge: First Delaware River bridge opened at Trenton January 30, 1806; River Watch (River Towns Magazine bright on ultrasonic testing of Commission’s pin-connected bridges during the 2026 inspections.

• **WEBSITE:**

Posted January contract compliance report; swapped out dated featured Commissioners meeting photograph atop the Commissioners webpage and replaced it with a new cropped photograph from the March 30 Commission meeting taken by Carol Feeley; (see Uhlerstown-Frenchtown lighting page entry in this report); posted the March Commission meeting notice; inserted Teams meeting link, teleconferencing info, and meeting agenda onto the Public Access-Commission Meetings webpage for the March 30 Commission meeting; posted 18 alerts during the month regarding lane closures or other travel restrictions at Commission bridges; updated the homepage’s banner scroll as warranted for travel restrictions and other notices; drafted biography for Commissioner John Di Veronica; scheduled photographer to take portrait photographs of Chairman Komjathy and Commissioner Di Veronica at the March 30 Commission meeting; added Uhlerstown-Frenchtown Bridge to online bridge lighting request form; uploaded and posted February contract compliance report.

• **COMMUNITY AFFAIRS** (Please refer to Community Affairs report)

- Apprised Jodee of the status of rededication plaques at the New Hope-Lambertville Toll-Supported Bridge; discussed status of tree plantings and memorial stones for two former Commissioners in the vicinity of the Easton-Phillipsburg (Route 22) Toll Bridge; forwarded Tinicum Twp. police communication regarding oversized truck issues at the canal bridge adjacent to the Golden Pheasant Inn in **BRIDGETON, TWP.**; request Photoshop corrections on Go Hunterdon photograph for use in 2025 Annual Report; ordered and picked up picture frame of historical Belvidere Delaware Bridge Company materials acquired by Jodee Inscho.

INTERNAL/EXTERNAL COMMUNICATIONS

- Recorded a total of 17,061 sessions (visits) to Commission’s website – www.drjtbc.org – during March 2026. (Note: There was a notable spike in website viewing on March 30.) March’s sessions total exceeded February’s 16,533 total (fewer days), but paled in comparison to the 19,418 recorded in March 2025. Most viewed webpages were TOLL BY PLATE, Current Toll Rates, Current Procurements, Truck Permit Application, Career Opportunities, and Toll Violations.

DELAWARE RIVER JOINT TOLL BRIDGE COMMISSION
Meeting of April 27, 2026

- Drafted and issued five press releases in March: New Webpage for Uhlerstown-Frenchtown Architectural Lighting System, Biennial Inspections to Begin March 16 at Non-Toll Bridges, Weekday Traffic Flagging Operation Scheduled to Resume Next Week at Uhlerstown-Frenchtown Toll-Supported Bridge; Weekly Scudder Falls Toll Bridge Bike-Ped Path Closures Scheduled to Begin March 16, and 10 Days Remain in Comment Period on Washington Crossing Bridge Public Scoping Materials.
- Drafted memo for accounting regarding Dropbox account and tax billing.
- Coordinated with Ewing library on April 29 presentation about the former Yardley-Wilburtha Bridge.
- Visited Tinsman Lumber to discuss the particulars of the American flag hanging on the Lumberville-Raven Rock Toll-Supported Pedestrian Bridge.
- Drafted a Lumberville Bridge press release to be issued at a later date.
- Wrote teaser for upcoming Yardley-Wilburtha Bridge history presentation and corresponding short biographical item; provided to the Ewing Library's Sharon Stoneback.
- Forwarded historical news clipping of former Yardley-Wilburtha bridgetender Chester Wetzstein serving as mayor of Yardley.
- Explained to Cindy Williamson of the Kalmia Club that the Commission does not hang non-Commission banners on its bridges and that the Commission no longer hangs banners over Bridge Street/Route 179 in Lambertville due to an irrational and untoward Facebook post several years ago.
- Corrected two submitted Bellevue Communications billings and submitted for payment.
- Initiated research for the upcoming Yardley-Wilburtha Bridge history presentation.
- Conducted research at the Hunterdon County Historical Society for the 100th anniversary of the current Centre Bridge-Stockton Bridge in July 2027.
- Conducted deed search and other research regarding the former 19th century building in Lambertville that housed New Hope-Lambertville Bridge toll takers before it became publicly owned; building was removed by former predecessor commission in 1931 and now is a vacant lot.
- Prepared job posting for a Director of Communications and reviewed with Human Services Director Joanna Cruz and her staff.
- Drafted VMS message to advise Milford-Montague (Route 206) motorists of travel delays for St. Patrick's Day parade in Milford, PA.
- Contacted Kevin Feeley of Bellevue Communications and various other public relations sources to identify potential profession outlets where an envisioned Director of Communications job posting could be distributed.
- Reached out to Ewing's Revere Restaurant ownership for photographs of former building that housed the restaurant; former building was immediately adjacent to the long-defunct Yardley-Wilburtha Bridge.
- Obtained photographs of the former Yardley-Wilburtha Bridge from the J&A Automotive shop, which is housed in the gas station building that rested immediately across River Road from the old bridge.
- Consulted with Regional Maintenance Supervisor Rick Slack (New Hope) regarding installation of 2004 bridge rededication plaques and supporting pedestals at the New Hope-Lambertville Toll-Supported Bridge.

DELAWARE RIVER JOINT TOLL BRIDGE COMMISSION
Meeting of April 27, 2026

- Picked up historical marble tablet commemorating the former New Hope wooden bridge. Tablet had been imbedded in the stone wall adjoining the Lambertville sidewalk approach to the current New Hope-Lambertville Toll-Supported Bridge. The tablet was removed from its precarious and partially obscured location in 2014, the 200th anniversary of the first bridge at the location. Tablet was restored by a nearby vendor, but has sat in the New Hope-Lambertville Toll Bridge's maintenance storage area ever since. The plan is to return the tablet to the bridge later this year.
- Measured the existing 2004 rehabilitation/rededication plaques and pedestals near the New Hope-Lambertville Toll-Supported Bridge's portals. Later, revisited the location with Michael McCandless of engineering to assess potential placement areas of rededication plaques for the most recent bridge rehabilitation and the former commemorative marble tablet for the original 1814 bridge.
- Reviewed price quote for New Hope-Lambertville Bridge rededication plaque and discussed with Program Manager-Structures Michael McCandless utilization of capital program outlays for acquisition and installation at the bridge.
- Attended Washington Crossing Bridge informational meeting with Bucks County Planning Department.
- Responded to NewspapersArchives operator (Victoria) request regarding recent breach of that historic news clippings platform.
- Corresponded with J.B. Robinson of the State of Washington regarding the Riverview Inn adjacent to the former Yardley-Wilburtha Bridge; Ms. Robinson grandfather, Louis Schmitt was a longtime owner of the inn in the early 1900s. Ms. Robinson provided photographs and background information that will be used in an upcoming presentation on the bridge.
- Visited Ewing Historical Society and leafed through its available materials for any citations or information about the former Yardley-Wilburtha Bridge location; regrettably, their materials did not shed any further light on when the first wooden bridge (or, for that matter, the second) at that location.
- Requested correction of My Family Travels® online article that wrongly stated the newly rehabilitated Uhlerstown-Frenchtown Bridge's walkway "now comfortably both pedestrians and cyclists, making it a proper multi-use crossing between New Jersey and Pennsylvania." Correction noted that bicyclists must still dismount to use the walkway and the walkway is five feet shy of the Federal Highway Administration's width requirement to support pedaled bicycle crossings.
- Contacted New Jersey Department of Transportation's Steve Schapiro for construction year of divided Route 29 along Ewing's riverfront.
- Update the previously drafted proclamation for former Commissioner Yuki Moore Laurenti.
- Drafted and vetted proclamation recognizing life-saving actions of Sgt. Robert Capaldi and Cpl. Denis Stites for presentation at March 30 Commission meeting; ordered, picked up frames, acquired requisite signatures, and applied gold Commission seal and ribbons; arranged photographer.
- Drove to the Phillipsburg Marble Co. and met with owner Robert Baron regarding rededication plaques and commemorative historical marble tablet at the New Hope-Lambertville Toll-supported Bridge. Plan is to set up a site visit in April.
- Reviewed Lower Makefield Historical Society's locked materials for any citations referencing an opening date for the first wooden bridge between that township's former Yardleyville section and the former Greensburg section of Ewing Township, N.J. (Note:

DELAWARE RIVER JOINT TOLL BRIDGE COMMISSION
Meeting of April 27, 2026

Yardley incorporated in 1895 and Greensburg became Wilburtha roughly around the same time.)

- Watched Interviewing Skills for Managers instructive video link provided by Director of Human Resources Joanna Crus.
- Photographed March 26 inspection activities at Washington Crossing Bridge for possible future use – i.e. website, annual report, etc.
- Assisted photographer at March 30 Commission meeting.
- Contacted Melissa Hayes, senior director of communications & external affairs at North Jersey Transportation Authority, to discuss shared missions.
- Provided photographs of Stites and Capaldi proclamation presentation to Dep. Exec. Dir. of Operations Mark J. Murranko for conveyance to the two officers.

DELAWARE RIVER JOINT TOLL BRIDGE COMMISSION

Meeting of April 27, 2026

**OPERATIONS INDEX
FOR
COMMUNITY AFFAIRS**

SUBJECT	DESCRIPTION	PAGE NUMBER
Community Affairs	Status Report Month of March 2026	1-2

Community Affairs Report March 2026

The following Community Affairs activities took place in March of 2026

Washington Crossing Bridge Alternatives Analysis

Continued to receive comments via email and U.S. Mail during the public scoping comment period and forwarded to HDR Engineering and project team.

Coordinated briefing with representatives of Bucks County Planning Commission. Commission staff presented the information that had been displayed at the public scoping open house.

“No Kings” March across New Hope-Lambertville Bridge

Communicated the Commission’s Use of Facilities requirement to Indivisible New Hope/Lambertville which organized a No Kings march between the two communities on March 28. Consulted with senior staff and Jim Palitto on the necessary insurance coverage. Group was given permission to cross on the bridge deck. No issues were reported during the event. Several other No Kings events were held in bridge host communities but did not involve use of Commission property.

Uhlerstown-Frenchtown Toll-Supported Bridge Rehabilitation

Attended bi-weekly project meetings. Participated in review of lighting programs during the new architectural light system testing period. Several minor issues were identified and corrected. Reviewed dedicated page on Commission website for lighting requests. This facility will now be included in programmed shows.

New Hope-Lambertville Route 202 AET Conversion

Kept apprised of work schedule when not able to attend progress meetings. Notified residents in adjacent neighborhood of overnight and noise-intensive work scheduled for late-March/early-April.

Bridge lighting

Programmed monthly shows and updated website. March shows included holidays, several disease awareness campaigns and community-organization recognitions. Shows scheduled for April include Passover and Easter holidays, several disease awareness campaigns, and ShadFest street fair at New Hope-Lambertville.

Contacted Lewis Fishery to confirm the moratorium on the pier lights during shad spawning season. The pier lights will be off until mid-May.

Various Community Affairs activities

Handled a wide assortment of community affairs tasks during the month, including:

- Followed up on Easton/Discover Lehigh Valley request for mural project
- Posted notices for weekly closures at the Scudder Falls Shared Use Path
- Received questions regarding token redemption and weed control

DELAWARE RIVER JOINT TOLL BRIDGE COMMISSION

Meeting of April 27, 2026

- Facilitated letter of support for Morrisville's application for a PennDOT grant
- Assisted the Communications Department by proofreading various news releases and communications, and editing/enhancing various images.

DELAWARE RIVER JOINT TOLL BRIDGE COMMISSION

Meeting of April 27, 2026

ENGINEERING

The following Pages reflect the reports on those items assigned to the Engineering Department. Each item is reported separately and page numbered accordingly.

DELAWARE RIVER JOINT TOLL BRIDGE COMMISSION
Meeting of April 27, 2026
PROJECT STATUS REPORT

FACILITY	PM/PAM	CONTRACT DESCRIPTION	PAGE NO.
Trenton-Morrisville Toll Bridge/Langhorne	RJZ/KMS	Southern Operations & Maintenance Facilities Improvements <ul style="list-style-type: none"> • Design, C-519A • CM/CI Services, CM-519A • Construction, T-519A 	1
	HMS/SJB	TM TB ESS Cameras Infrastructure Improvements – NJ Approach <ul style="list-style-type: none"> • Design, TOA No. C-803A-1 	2
	HMS/SJB	TM TB Toll Bridge Highway Lighting Design <ul style="list-style-type: none"> • Design, TOA No. C-803A-4 	2
	EVO/SJB	TM TB Miscellaneous Substructure Spall Repairs <ul style="list-style-type: none"> • Design, C-788A-3 	2
	CAS/KMS	TM TB AET & PA Avenue Interchange <ul style="list-style-type: none"> • Design, C-691A 	3
Lower Trenton Toll-Supported Bridge	EVO/SJB	Lower Trenton TSB Truck Warning System (Pilot) <ul style="list-style-type: none"> • Final Design, TOA No. C-771A-7 	4
Scudder Falls Toll Bridge	CLR/SJB	Scudder Falls Bridge Replacement Project <ul style="list-style-type: none"> • Final Design, C-660A • Construction, T-668A 	5
	CLR/SJB	DMC Services for T-668A Construction of the SFB Project <ul style="list-style-type: none"> • Oversight of Final Design, TOA No. C-502A-1M 	6
	EVO/SJB	SF TB Bridge Facility Deck Sealing & Shared-Use Path PPC Overlay Improvements <ul style="list-style-type: none"> • Design, TOA No. C-759A-5 • CI Services, TOA No. C-804A-1 • Construction, JOC No. T/TS-785A-005 	7
Washington Crossing Toll-Supported Bridge	WMC/KMS	Washington Crossing Bridge Alternative Analysis <ul style="list-style-type: none"> • Preliminary Engineering /Environmental Documentation, C-697A 	8
New Hope-Lambertville Toll-Supported Bridge	MEM/SJB	NH-L TSB Rehabilitation <ul style="list-style-type: none"> • CM/CI Services, CM-694A • Construction, TS-694A 	9
New Hope-Lambertville Toll Bridge	CAS/KMS	NH-L TB All Electronic Tolling (AET) Conversion Design <ul style="list-style-type: none"> • Design, C-754A 	10
	VMF/CAS	<ul style="list-style-type: none"> • CM/CI, Services, CM-754A • Construction, T-754A 	10
Centre Bridge-Stockton Toll-Supported Bridge	VMF/MEM	CB-S TSB Bearing and Bridge Seat Rehabilitation <ul style="list-style-type: none"> • Design, TOA No. C-769A-2 	11
	HMS/SJB	CB-S TSB – Bridge Shelter Water Line Replacement <ul style="list-style-type: none"> • TOA No. C-803A-3 	12
Lumberville-Raven Rock Toll-Supported Bridge	HMS/SJB	L-RR TSPB Concept Design for Architectural Lighting & Electronic Surveillance/Detection System Installation <ul style="list-style-type: none"> • Final Design, TOA No. C-803A-2 	12

Facilities are listed South to North

The first set of initials indicate the Project Manager and the second set of initial indicate the Program Manager

Project Manager Legend

WMC – M. Cane
 JRB – J. Bowers
 HMS – H. Sewekow
 CLR – C. Rood
 VMF-Vincent Fischer
 EVO – E. Van-Otoo

Program Manager Legend

KMS – K. Skeels
 SJB – S. Burke
 MEM – M. McCandless
 CAS – C. Stracciolini
 RJZ – R. Zakharia

DELAWARE RIVER JOINT TOLL BRIDGE COMMISSION
Meeting of April 27, 2026
PROJECT STATUS REPORT

FACILITY	PM/PAM	CONTRACT DESCRIPTION	PAGE NO.
Uhlerstown-Frenchtown Toll-Supported Bridge	MEM/KMS	Uhlerstown-Frenchtown TSB Rehabilitation <ul style="list-style-type: none"> • Design, C-642A • CM/CI Services, CM-642A • Construction, TS-642A 	12
I-78 Toll Bridge	CLR/SJB	I-78 Main River Bridge Cleaning & Painting <ul style="list-style-type: none"> • Design, C-802A-2 	13
Easton-Phillipsburg Toll Bridge	HMS/MEM	E-P TB Broad Street Viaduct Sidewalk Replacement <ul style="list-style-type: none"> • Design, TOA No. C-789A-1 	14
Portland-Columbia Toll-Supported Pedestrian Bridge	HMS/MEM	Portland-Columbia TS Pedestrian Bridge Rehabilitation <ul style="list-style-type: none"> • Design, TOA No. C-802A-1 	14
Milford-Montague Toll Bridge	MEM/KMS	Structural Analysis and Repairs <ul style="list-style-type: none"> • Design, TOA No. C-788A-4 	14
	HMS/SJB	M-M TB Storage Building <ul style="list-style-type: none"> • Design, TOA No. C-789A-2 	15
Multiple Facilities and/or Commission-Wide	CLR/SJB	Capital Program Management Consultant (CPMC) & Design Management Consultant (DMC) Services for the I-95/Scudder Falls Bridge Improvement Project <ul style="list-style-type: none"> • CPMC Services 2024 through 2028, C-502A-1N 	15
	MEM/SJB	Underwater Substructure Improvements Design – All Regions <ul style="list-style-type: none"> • Design, C-782A 	16
	MEM/SJB	Bridge Inspection Platform Layout and Design Toll-Supported Bridges <ul style="list-style-type: none"> • Design, TOA No. C-788A-5 	16
	WMC/KMS	Bridge Monitor Shelter Enhancements Program Development <ul style="list-style-type: none"> • TOA No. C-771A-1 	17
	WMC/KMS	Electronic Surveillance/Detection System <ul style="list-style-type: none"> • Network Video Management System (NVMS) Integrator Services, DB-768A 	17
	CAS/KMS	Electronic Toll Collection <ul style="list-style-type: none"> • Customer Service Center/Violation Processing Center Project, DB-584A 	17
	CAS/KMS	Electronic Toll Collection System Replacement <ul style="list-style-type: none"> • Design, Build, and Maintain, DB-540A 	18

Facilities are listed South to North

The first set of initials indicate the Project Manager and the second set of initial indicate the Program Manager

Project Manager Legend

WMC – M. Cane
 JRB – J. Bowers
 HMS – H. Sewekow
 CLR – C. Rood
 VMF-Vincent Fischer
 EVO – E. Van-Otoo

Program Manager Legend

KMS – K. Skeels
 SJB – S. Burke
 MEM – M. McCandless
 CAS – C. Stracciolini
 RJZ – R. Zakharia

DELAWARE RIVER JOINT TOLL BRIDGE COMMISSION
Meeting of April 27, 2026
PROJECT STATUS REPORT

FACILITY	PM/PAM	CONTRACT DESCRIPTION	PAGE NO.
	WMC/KMS	Job Ordering Contracting Services <ul style="list-style-type: none"> • Program Manager, C-727A • T/TS-784A, JOC For Bridge, Highway and Civil Work- North Region • T/TS-785A, JOC For Bridge, Highway and Civil Work- South Region • T/TS-786A, JOC Services for Building and Facility Work- North Region • T/TS-787A, JOC Services for Building and Facility Work - South Region 	19
	HMS/MEM	General Engineering Consultant <ul style="list-style-type: none"> • 2023-2026 Annual Inspections, C-757A 	20
	JRB/SJB	Toll Plaza Restriping – All Regions <ul style="list-style-type: none"> • TOA No. C-760A-6 	20
	CAS/KMS	Traffic Engineering Consultant- 2025 Annual Report <ul style="list-style-type: none"> • TOA No. C-761A 	21
	JRB/CAS	Traffic Count Program Upgrade <ul style="list-style-type: none"> • DR-550A 	21
	CAS/KMS	AET Support Services <ul style="list-style-type: none"> • TOA No. C-770A-5 	22
	CAS/KMS	Hard AET Preliminary Design <ul style="list-style-type: none"> • TOA C-770A-6 	22
	CAS/KMS	In-Lane All Electronic Toll Collection System Design, Build and Maintain <ul style="list-style-type: none"> • Design, Build and Maintain, DB-792A 	23
	CAS/KMS	New Jersey E-ZPass Services <ul style="list-style-type: none"> • Design, Build and Maintain, DB-791A 	24
	MEM/SJB	Non-Destructive Bridge Pin Testing Program <ul style="list-style-type: none"> • Southern Region Bridges, C-813A • Central Region Bridges, C-813B 	24

Facilities are listed South to North

The first set of initials indicate the Project Manager and the second set of initial indicate the Program Manager

Project Manager Legend

WMC – M. Cane
 JRB – J. Bowers
 HMS – H. Sewekow

CLR – C. Rood
 VMF-Vincent Fischer
 EVO – E. Van-Otoo

Program Manager Legend

KMS – K. Skeels
 SJB – S. Burke

MEM – M. McCandless
 CAS – C. Stracciolini
 RJZ – R. Zakharia

DELAWARE RIVER JOINT TOLL BRIDGE COMMISSION

**April 27, 2026
PROJECT STATUS REPORT**

TRENTON- MORRISVILLE TOLL BRIDGE/LANGHORNE

**SOUTHERN OPERATIONS & MAINTENANCE FACILITIES
IMPROVEMENTS**

Preliminary, Final & Post Design Services
Contract No. C-519A
(RJZ/KMS)

This contract is for Preliminary, Final and Post-Design Services for space utilization improvements at New Hope Lambertville Toll Bridge Executive Headquarters and the demolition and reconstruction of the Trenton Morrisville Toll Bridge Administration Building as identified under a Task Order Assignment for Space Utilization Program and Concept Study.

In accordance with the Commission's February 26, 2018, Regular Monthly Commission Meeting, this Contract was awarded to Gannett Fleming, Architects Inc. (GF). Accordingly, a Notice of Award and Limited Notice to Proceed was issued to GF effective February 27, 2018.

Currently GF provides post-Design services for Contract T-519A by attending all project meetings, responding to requests for information, reviewing submittals, assisting in resolving conflicts in the field and clarifying the contract documents.

Construction Management/Construction Inspection Services
Contract No. CM-519A
(RJZ/KMS)

This contract is for Construction Management (CM) and Construction Inspection (CI) Services in connection with the demolition and new construction of the Southern Operations and Maintenance Facilities Improvements Project. Joseph Jingoli & Son, Inc. (JJS) was issued Notice of Award and Limited Notice to Proceed effective January 26, 2021.

JJS is currently conducting bi-weekly progress meetings along with overseeing the facility commissioning, punch list completion and contractor submittal and RFI closeouts as part of providing construction management services.

Construction
Contract No. T-519A
(RJZ/KMS)

Contract T-519A is a multi-phase construction contract for the demolition and new construction of the Southern Operations and Maintenance Facilities Improvements Project. It was awarded to Bracy Construction, Inc. at the Commission Regular Monthly Meeting of June 28, 2021. Notice of Award and Limited Notice to Proceed was issued to the Contractor on June 29, 2021; Notice to Proceed was made effective July 27, 2021, and a Pre-Construction Meeting was conducted on July 29, 2021.

DELAWARE RIVER JOINT TOLL BRIDGE COMMISSION

April 27, 2026

PROJECT STATUS REPORT

At the **Trenton Morrisville** site, at the **new operations building**, Mechanical equipment start-up and Commissioning activities are near completion. Building systems installation and primary control center configuration are also near completion. Commission Staff moved into the Operation Building on October 27, 2025, with substantial completion. Training for the site emergency Generator has been completed, and the balance of the training sessions for building systems were completed December 4, 2025. Equipment Commissioning and Punch-List activities continue throughout the facility during the reporting period.

At the **new maintenance garage** location, door hardware, mechanical equipment installation and equipment start-up activities are in progress. Equipment Commissioning and Punch -List activities continue throughout the facility during the reporting period.

At the **Langhorne site**, punch-list activities continued along with Close-Out of final construction details throughout the reporting period.

ELECTRONIC SURVEILLANCE/DETECTION SYSTEM (ESS) CAMERAS AND INFRASTRUCTURE IMPROVEMENTS – NJ APPROACH

Task Order Assignment No. C-803A-1
(HMS/SJB)

On June 20, 2025, the Commission provided French and Parrello Associates (FPA) with Notice-to-Proceed for design services in support of construction of ESS cameras and infrastructure improvements on the Trenton-Morrisville toll bridge NJ approach. Commission Staff and the FPA team participated in a project kick-off meeting on July 1, 2025. Technical meetings between the Commission and FPA were held during the reporting period. FPA continued developing final design plans to go out to bid.

TRENTON – MORRISVILLE TOLL BRIDGE HIGHWAY LIGHTING DESIGN

Task Order Assignment No. C-803A-4
(HMS/SJB)

On March 17, 2026, the Commission provided French and Parrello Associates (FPA) with Notice-to-Proceed for design services in support of construction of highway lighting infrastructure improvements on the Trenton-Morrisville toll bridge. Commission Staff and the FPA team participated in a project kick-off meeting on March 16, 2016. Technical and field coordination meetings between the Commission and FPA were held during the reporting period. FPA continued developing design plans to go out to bid.

DELAWARE RIVER JOINT TOLL BRIDGE COMMISSION

April 27, 2026
PROJECT STATUS REPORT

TRENTON - MORRISVILLE TB MISCELLANEOUS SUBSTRUCTURE SPALL REPAIRS

Design
Contract No. C-788A-3
(EVO/SJB)

This Task Order Assignment (TOA) with Traffic Planning and Design, Inc. (TPD) is for professional consultant design services, encompassing project management and coordination, verification of facility condition assessment, preliminary and final design of plans, specifications, construction schedule, engineer's estimate, and post-design services for the Trenton-Morrisville Toll Bridge Miscellaneous Substructure Spall Repairs. The not-to-exceed amount for this TOA is \$129,794.95. The contract also includes an item for chloride testing of the Ramp I & Ramp Y bridge over Bridge Street due to the extensive delamination in the northerly pier cap, as well as the repair of spalls with exposed prestressed strands at the ends of beams and superstructure members.

The TPD contract was fully executed on April 24, 2025, and the Notice to Proceed was effective on April 28, 2025. A project Kick-off meeting was held on May 2, 2025. TPD began their field inspections and coring the caps on bridge IY for chloride testing on June 6, 2025. They continued their inspection on June 20, 2025 focusing on the west end of the prestressed beams.

During TPD's inspection efforts, beam deterioration was found on the bridge carrying Route 1 over Route 29 NB. This deterioration had been noted by the Commission's General Engineering Consultant Pickering, Corts & Summerson (PCS) in previous Annual Inspection Reports, with recommendation to monitor the situation. On July 2, 2025 a meeting was held between Commission staff, AECOM, TPD and PCS to review the field inspection investigation findings and discuss the overall condition of the bridge and the typical beam deterioration. TPD was directed, and has since completed, the load ratings for Beam 6 on the bridge carrying Route 1 over Route 29 NB and has determined that traffic restrictions are not required at this time. However, the recommendation included accelerating the bridge replacement due to advancing deterioration of the beams. This will be performed under a separate design and construction contract.

On February 26, 2026, Advanced Infrastructure Design, Inc. (AID) issued the Final Half-Cell Testing and Analysis report to TPD and subsequently to the Commission. TPD is currently coordinating with Vector who will prepare the design based on the half-cell testing information. Vector will function as the specialty contractor as a subcontractor to Mount Construction Company (MCC) under the JOC program.

On February 19, TPD attended a Joint Scope Meeting along with personnel from MCC, the Gordian Group and the Commission. The purpose of the meeting was to discuss the scope of the project with the contractor and address any project concerns.

DELAWARE RIVER JOINT TOLL BRIDGE COMMISSION

April 27, 2026

PROJECT STATUS REPORT

During this reporting period Mount Construction Company submitted Version 1.1 of their Price Proposal for the project. The estimated cost of Mount's price proposal is \$1,362,470.14, which \$511,864.86 under TPD's Engineer's Estimate. The submitted price proposal is currently under review by TPD and the Commission. The review is scheduled to be completed in early April.

TRENTON-MORRISVILLE TOLL BRIDGE ALL ELECTRONIC TOLLING and PA AVENUE INTERCHANGE

Design

Contract No. C-691A

(CAS/ KMS)

Commission Staff and Atkins Réalis USA Inc. held several project status meetings. Atkins Réalis submitted the revised Design Criteria Report, addressing review comments and including the bridge replacement elements. This document is under review. Atkins Réalis also submitted a revised Quality Assurance Program document that addressed review comments.

Atkins Réalis received comments from PennDOT for the Route 1 / Pennsylvania Avenue interchange design with the roundabout for the Highway Occupancy Permit Cycle 1 review. The design team addressed the review comments and advanced the interchange design for the Cycle 2 Highway Occupancy Permit (HOP) submission. Additionally, the team is coordinating a meeting with the railroad and Pennsylvania Utility Commission to discuss a proposed signal for the at grade crossing that was requested by PennDOT.

Atkins Réalis submitted the project schedule revision number six. Atkins Réalis completed the soil boring for the AET gantry foundation that is located at the base of the US Route 1 retaining wall. Atkins Réalis is addressing review comments from the Preliminary Design (60% complete) plans, specifications and estimate submission.

Atkins Réalis facilitated a meeting to review their initial analysis of the Route 1 over Route 29 northbound bridge (NJ Route 29 NB Overpass) with Commission staff. A meeting to review the potential construction staging and maintenance and protection of traffic was also completed. Atkins Réalis is preparing documentation summarizing their analysis.

LOWER TRENTON TOLL – SUPPORTED BRIDGE

LOWER TRENTON TSB TRUCK WARNING SYSTEM (PILOT)

Final Design

Task Order Assignment No. C-771A-7

(EVO/SJB)

Under Task Order Assignment No. C-771A-2 French & Parrello Associates provided conceptual design services for the development of a new pilot over height vehicle detection system for the New Jersey approach to the Lower Trenton TSB. The work of that assignment was completed with acceptance of the final Concept Report dated March 6, 2024.

DELAWARE RIVER JOINT TOLL BRIDGE COMMISSION

April 27, 2026

PROJECT STATUS REPORT

On May 14, 2024, the Commission provided French & Parrello Associated with Notice-to-Proceed for final design services for the development of a new over height vehicle detection system for the New Jersey approach to the Lower Trenton TSB. The design is complete, and staff from the Commission, AECOM, Gordian (JOC Program Manager) and Mount Construction continue to work towards an agreed upon Job Order Contract price for the system installation.

This project includes the design of a Bridge Monitor Shelter on the New Jersey approach to the Lower Trenton Toll-Supported Bridge. Conceptual layouts of the proposed Shelter have been created in conjunction with the over height detection system layout. The concepts include the need to establish construction and property easements with the City of Trenton.

On September 4, 2024, Commission personnel met with City of Trenton personnel to discuss temporary construction and permanent property easements needed for this project. On January 3, 2025, DRJTBC attorneys completed an appraisal for the two City of Trenton properties that are needed for temporary construction and permanent easements for the project. On June 27, 2025, DRJTBC staff and attorneys met with City officials to discuss the project and steps needed to obtain construction and permanent property easements, with the goal of getting City Council resolutions on the agenda for their September 2025 meeting. On August 25, 2025, DRJTBC attorneys sent a draft easement agreement and draft amendment to the City's lease with the State for their review and consideration. Coordination with the City is ongoing. DRJTBC is trying to get comments or a follow-up meeting with the City of Trenton to finalize temporary construction and permanent property easements needed for this project.

On January 30, 2026, Mount Construction submitted a revised Price Proposal for the Truck Warning System Pilot Project, not including the Bridge Officer's Shelter. The design team provided proposal review comments on February 17, 2026 and attended a proposal review meeting that day. A revised Price Proposal was submitted on April 1, 2026 and is under review.

SCUDDER FALLS TOLL BRIDGE

SCUDDER FALLS BRIDGE REPLACEMENT PROJECT

Final Design

Contract No. C-660A

(CLR/SJB)

During the reporting period Michael Baker Jr., Incorporated (Baker) of Hamilton New Jersey was not requested to respond to any issues.

Construction

Contract No. T-668A

(CLR/SJB)

The remaining open permit-related issue was that the Bucks County Soil Conservation District (BCSCD) Office had not yet signed off on closeout of the National Pollutant Discharge Elimination System (NPDES) and Erosion and Sediment Control (E&S) permits. A final

DELAWARE RIVER JOINT TOLL BRIDGE COMMISSION

April 27, 2026

PROJECT STATUS REPORT

inspection with the BCSCD took place, which identified sufficient grass establishment within the project limits. A Notice of Termination (NOT) was submitted to BCSCD by Michael Baker, the Engineer of Record and the BCSCD acknowledged that the project had satisfied the regulatory requirements. This executed NOT will close out the project permits and represent final project approval by the Pennsylvania regulatory agencies.

DESIGN MANAGEMENT CONSULTANT SERVICES

Oversight of Final Design
Task Order Assignment No. C-502A-1M
(CLR/SJB)

AECOM has provided DMC services throughout the construction of the Scudder Falls Bridge Replacement Project, Contract T-668A under Task Order Assignment C-502A-2I. The remaining unexpended funds in Task Order Assignment C-502A-2I have been transferred over to Task Order Assignment C-502A-1M and Task Order Assignment C-502A-2I has been closed out. Remaining DMC services on the Scudder Falls Project will be completed under the C-502A-1M Task order Assignment.

The remaining DMC Services include support to the Commission in the following and assistance with various project close-out activities:

Environmental Permitting – The remaining effort under this task was to coordinate a final inspection of the project site performed by the Bucks County Soil Conservation District (BCSCD) to obtain final acceptance of all BCSCD Permitting work. BCSCD self-visited the site on July 2, 2025 during the reporting period. Verbal acceptance was received from the BCSCD representative as to the adequacy of established vegetation. Commission staff, in conjunction with the final designer Michael Baker International, and the General Contractor Trumbull Corporation have submitted the project Notice of Termination (NOT). BCSCD has approved the NOT for the project, Permit Completion Forms need to be sent to PADEP and the USACE. This will close-out all outstanding permitting work associated with the project other than the continued five-year monitoring period for the PA Wetlands Mitigation Site.

Environmental Monitoring Services – Continuous services were provided throughout construction to meet project permit requirements. Yearly reporting on the monitoring activities for the PA Wetlands Mitigation Site, by ACT Engineers will continue through 2027. This includes monthly monitoring well readings of the groundwater levels within the wetlands site along with vegetation growth and invasive plantings treatment. Wetlands Monitoring Report #5 was submitted to US Army Corps of Engineers for their review on December 23, 2025.

Right of Way Transfers – Working with Commission staff and attorneys to transfer certain property and easements to NJDOT, PennDOT and Lower Makefield Township. These properties and easements were acquired by DRJTBC to construct the project but are located within jurisdiction of these other agencies or municipalities.

DMC Services for these remaining efforts occur on a sporadic as-needed basis.

DELAWARE RIVER JOINT TOLL BRIDGE COMMISSION

**April 27, 2026
PROJECT STATUS REPORT**

**SCUDDER FALLS TOLL BRIDGE FACILITY DECK SEALING & SHARED USE
PATH PPC OVERLAY IMPROVEMENTS**

**Design
Task Order Assignment No. C-759A-5
(EVO/SJB)**

The Commission has implemented a periodic deck sealing program at specific bridges to prolong the useful service life of the bridge decks and to mitigate the need for potential future maintenance. The Commission engaged Task Order Consultant, NAIK, under the standing professional services task order agreement, to provide design services for the bridge deck sealing of the bridges associated with the Trenton–Morrisville Toll Bridge Facility, the Scudder Fall Toll Bridge Facility and Shared Use Path PPC Overlay Improvements, and the Interstate 78 Toll Bridge Facility.

The final design bid documents, addressing all Commission comments to the pre-final design, was received on April 28, 2023. The project to seal decks at all 3 Toll Bridge facility bridge decks (T-764A) was advertised for bids on May 2, 2023. A virtual Bid Opening was held on Thursday June 1, 2023, at 2:00 PM. No bids were received.

NAIK repackaged the bid documents into three individual projects: 1. Trenton–Morrisville Toll Bridge Facility; 2. the Scudder Fall Toll Bridge Facility, and 3. the Interstate 78 Toll Bridge Facility for incorporation into other Capital construction contracts. The TMTB deck sealing was completed as part of Contract T-746A in 2024; the I-78 deck sealing was completed as part of Contract T-766A in 2025; the Scudder Falls project is being completed under a Job Order Contract with Mount Construction Company. The job order contract to perform the work at the Scudder Falls Facility structures was executed in September 2025 with work start on September 29, 2025. Naik will perform construction phase support services.

During this reporting period NAIK attended the project Restart Meeting held on March 9, 2026 in advance of the project resuming construction operations on March 23, 2026. Naik provided the Commission a draft response to RFI from EHS dated March 24, 2026, regarding the existing and proposed grades on the Shared Use Path. Naik is currently in the process of review the grades and submitting a final response to the inquiry.

**Construction Inspection
Task Order Assignment No. C-804A-1
(EVO/SJB)**

At the March 31, 2025 Commissioners’ Meeting, the Commission awarded Task Order Assignment No. C-804A, Construction Inspection Services for the Scudder Falls Toll Bridge Deck Sealing and Shared Use Path PPC Overlay Improvements project to STV, Incorporated (STV) of Lawrenceville, New Jersey for an amount not-to-exceed of \$145,189.59. STV was provided with the Contract Notice to Proceed effective September 12, 2025.

DELAWARE RIVER JOINT TOLL BRIDGE COMMISSION

April 27, 2026

PROJECT STATUS REPORT

STV attended the project Restart Meeting held on Monday, March 9, 2026 in advance of the project resuming construction operations on March 23, 2026. STV's project manager will continue attending progress meetings and maintain continuous communication with the Commission's project manager.

Construction
Job Order Contract No. T/TS-785A-005
(EVO/SJB)

All work in this project, consisting of, but not limited to, the following items of work, shall be carried out according to the Contract Plans, Specifications, and Special Provisions within the specified construction time limitations. Specific work at the Scudder Falls Toll Bridge Deck Sealing and Shared Use Path PPC Overlay Improvements include, but are not limited to:

- 1) Bridge deck sealing for selected bridges and other structures on Scudder Falls Toll Bridge facility including the Main River Bridge, Pennsylvania Canal Overpass, Taylorsville Road Overpass, and a portion of the New Jersey section of the Shared Used Path.
- 2) Restriping damaged striping caused by bridge deck sealing.
- 3) Removing and replacing the Polyester Polymer Concrete Overlay (average approximately 1 ¼" thick) on the Pennsylvania and Main River Bridge Portions of the Shared Use Path.

A final price proposal for this Job Order Contract with Mount Construction has been established in the amount of \$2,614,520.02. A Notice to Proceed was issued to Mount on September 25, 2025, and project work started on September 29, 2025.

Mount Construction attended the project Restart Meeting held on Monday, March 9, 2026 in advance of the project resuming construction operations on March 23, 2026. Mount and sub-contractor EHS were on site on March 10, 2026 to perform the pre-survey activities necessary for the PPC scarification.

WASHINGTON CROSSING TOLL- SUPPORTED BRIDGE

WASHINGTON CROSSING BRIDGE ALTERNATIVES ANALYSIS

Contract No. C-697A
(WMC/KMS)

At the June 24, 2024 Commissioners Meeting, the Commission awarded Contract No. C-697A, to HDR Engineering, Inc. of Philadelphia, PA. HDR Engineering and their team of sub-consultants are providing preliminary engineering and environmental documentation type services in support of the analysis of improvement alternatives for the Delaware River crossing between Upper Makefield Township, PA and Hopewell Township, NJ.

DELAWARE RIVER JOINT TOLL BRIDGE COMMISSION

April 27, 2026

PROJECT STATUS REPORT

Throughout the reporting period, work efforts focused on travel demand modeling, preparation of alternatives, constructability review, historic bridge rehabilitation analysis, and compiling Public Scoping Open House comments. Other activities included topography survey edits, public involvement, and lighting/electrical documentation.

NEW HOPE-LAMBERTVILLE TOLL-SUPPORTED BRIDGE

NH-L TSB REHABILITATION

Construction Management/Inspection Services

Contract No. CM-694A

(MEM/SJB)

At the November 20, 2023 Commission Meeting, authorization was granted to award the Construction Management/Construction Inspection Services contract (CM-694A) to Urban Engineers, Inc. (Urban) of Philadelphia for the not-to-exceed amount of \$1,209,96.08. Urban Engineers, Inc. of Philadelphia was issued Notice of Award and a Limited Notice to proceed effective November 21, 2023. A project kick-off meeting has held on November 30, 2023. The full Notice to Proceed was issued December 21, 2023 with the execution of the Agreement with the Commission.

During this reporting period, the contractor continued to perform electrical issues troubleshooting. The contractor re-installed underdeck platforms in order to access and repair electrical utility boxes and wiring connections. The electrical work was completed during the previous reporting period, and the platform removal has been completed during this reporting period. Urban is preparing the final closeout documents and files for this project.

Construction

Contract No. TS-694A

(MEM/SJB)

The Construction Contract was Awarded to Anselmi & DeCicco, Inc. (A&D) of Maplewood, NJ for a not-to-exceed amount of \$25,072,471.06 at the Commission's November 2023 Meeting. LNTP provided November 20, 2023 and Full Notice to Proceed on December 20, 2023.

Throughout the previous reporting period the Contractor completed the electrical system troubleshooting of the esthetic lighting system, addressing ongoing issues. During this reporting period, the Contractor has removed the access platforms. Construction activities for this project are complete. The Contractor is preparing final closeout documents for the project.

DELAWARE RIVER JOINT TOLL BRIDGE COMMISSION

**April 27, 2026
PROJECT STATUS REPORT**

NEW HOPE-LAMBERTVILLE TOLL BRIDGE

NH-L TB ALL ELECTRONIC TOLLING (AET) CONVERSION DESIGN

Design
Contract No. C-754A
(CAS/ KMS)

Rummel, Klepper & Kahl, LLP (RK&K) participated in project related meetings with PKF for the construction project as needed. During the reporting period RK&K prepared responses to Requests for Information (RFI) from the construction team and issued change of plans as needed. Additionally, RK&K completed several reviews of construction submittals from the contractor.

Construction Management/Construction Inspection Services
Contract No. CM-754A
(VMF/CAS)

At the April 28, 2025, Commissioners' Meeting, the Commission awarded Contract No. CM-754A, Construction Management/Construction Inspection Services for the New Hope-Lambertville Toll Bridge All Electronic Tolling (AET) Conversion & PA Abutment Backwall Replacement Project to STV, Incorporated (STV) of Lawrenceville, New Jersey for an amount not-to-exceed of \$2,476,202.84. STV was provided with the Notice of Award and Limited Notice to Proceed effective April 29, 2025. A CM/CI Kick-off Meeting was held on May 2, 2025 and STV was issued their Notice to Proceed on May 15, 2025. STV participated in a transfer-of-Knowledge meeting on May 23, 2025 with the Designer, RK&K and TransCore and conducted the Pre-Construction and Scheduling Conferences with PKF in late May 2025. STV's inspection team of Resident Engineer, Office Engineer/Inspector and two Inspectors continued providing CM/CI Services through early February 2026. STV's staff was reduced by one (1) inspector on February 6, 2026 and will continue through early April due to the slow winter construction period and AET testing phase of the project. STV has conducted nineteen (19) progress meetings and numerous pre-activity and IT coordination meetings to-date.

Construction
Contract No. T -754A
(VMF/CAS)

This Contract is the AET Tolling Implementation Plan, Phase 4 hard conversion of the southbound US 202 Pennsylvania toll facility to an open-road, highway speed, All Electronic Tolling (AET) system with a single-full span gantry over a reconstructed roadway that improves the US 202 roadway geometry at the existing toll facility. The project also includes the staged construction of the abutment backwall on the PA side of the New Hope-Lambertville Toll Bridge and the demolition of the existing toll plaza with a new tunnel egress.

DELAWARE RIVER JOINT TOLL BRIDGE COMMISSION

April 27, 2026

PROJECT STATUS REPORT

At the April 28, 2025 Commissions' Meeting, the Commission awarded Contract No. T-754A, New Hope-Lambertville Toll Bridge All Electronic Tolling (AET) Conversion & PA Abutment Backwall Replacement to PKF-MARK III, Incorporated (PKF) of Newtown, Pennsylvania for an amount not-to-exceed \$11,863,715.00. PKF was provided with Notice of Award and Limited Notice to Proceed effective April 29, 2025 and full Notice to Proceed was issued effective June 5, 2025.

During the reporting period PKF continued working on punch list items remaining from Stage 1B after completing all of the critical construction components of this Stage by the milestone date of January 9, 2026. A factory startup of the new mechanical system for the tunnel, tunnel egress and underground IT room was performed in March and the temporary HVAC system removed. An inspection of the new HVAC and fire alarm system was performed in mid-March with a list of deficiencies developed in preparation for the new system to be integrated into the Commission's Building Management System (BMS). PKF also completed the aesthetic finish on the exterior stone surfaces of the gantry columns and tunnel egress structure. The southbound work zone was turned over to the All-Electronic Tolling vender, TransCore on January 9th. TransCore installed and continued testing the new tolling equipment, including AET system verification, tuning and running test vehicles under the new tolling equipment to simulate various traffic scenarios and accuracy of the tolling equipment.

CENTRE BRIDGE- STOCKTON TOLL-SUPPORTED BRIDGE

CB-S TSB BEARING & BRIDGE SEAT REHABILITATION

Design

Task Order Assignment No. C-769A-2

(VMF/MEM)

During the biannual inspection of the Toll-Supported bridges, the Commission's General Engineering Consultant (GEC) identified several areas that require repair at the Centre Bridge-Stockton Toll-Supported Bridge (CBSTSB). The areas of concern are identified as loose, missing and/or bent anchor bolts at the truss and sidewalk bearings with associated spalls in the bridge seats resulting in loss of bearing area. Additional areas of repair are identified at the deck joints and bridge seats of the single span bridge over the Canal at the west approach of CBSTSB.

Traffic Planning and Design, Inc (TPD) was provided with Notice to Proceed on December 13, 2022, for the design of the repairs.

The final design construction documents were provided to A.P. Construction (AP). Throughout the working period, staff from the Commission, AECOM, Gordian (JOC Program Manager), TPD and AP continued to negotiate final costs for the repairs. A meeting was held on December 23, 2025 with all parties noted to discuss comments and the cost proposal returned by the DRJTBC/AECOM for AP's review and acceptance. AP submitted a fourth cost proposal on March 6, 2026. After careful evaluation and numerous unsuccessful attempts to arrive at a

DELAWARE RIVER JOINT TOLL BRIDGE COMMISSION

April 27, 2026

PROJECT STATUS REPORT

satisfactory price proposal over a span of twenty-one (21) months, the Commission rejected the proposal and will be pursuing alternative means of addressing the work.

CB-S TSB – BRIDGE SHELTER WATER LINE REPLACEMENT

Task Order Assignment No. C-803A-3
(HMS/SJB)

On January 28, 2026, the Commission provided French and Parrello Associates (FPA) with Notice-to-Proceed for design services in support of the construction of the water line replacement at the Centre Bridge – Stockton Toll-Supported Bridge. Commission Staff and the FPA team participated in a project kick-off meeting on February 6, 2026. FPA submitted a preliminary Existing Conditions and Recommendations report on February 20, 2026, which has been reviewed by Commission staff. FPA is in the process of finalizing the report.

LUMBERVILLE – RAVEN ROCK TOLL-SUPPORTED PEDESTRIAN BRIDGE

L-RR TSPB ARCHITECTURAL LIGHTING & ELECTRONIC SURVEILLANCE/DETECTION SYSTEM (ESS) DESIGN

Task Order Assignment No. C-803A-2
(HMS/SJB)

On June 3, 2025, the Commission provided French and Parrello Associates (FPA) with Notice-to-Proceed for design services in support of construction of architectural lighting and ESS infrastructure at the Lumberville-Raven Rock toll supported bridge. Commission Staff and the FPA team participated in a project kick-off meeting on June 13, 2025. Technical coordination meetings between the Commission and FPA were held during the reporting period. FPA continued developing final design plans to go out to bid.

UHLERSTOWN-FRENCHTOWN TOLL-SUPPORTED BRIDGE

U-F TSB REHABILITATION

Design
Contract No. C-642A
(MEM/KMS)

At the January 29, 2024 Commissioners Meeting, the Commission awarded Contract No. C-642A, Uhlerstown - Frenchtown Toll-Supported Bridge Rehabilitation Design to WSP USA, Inc. (WSP) of Exton, PA for an amount not-to-exceed \$1,771,189.56. WSP was provided with Notice of Award and Limited Notice to Proceed on January 29, 2024. A project Kick-Off meeting was held on February 6, 2024. The Agreement was executed and the full Notice to Proceed was issued on February 23, 2024.

DELAWARE RIVER JOINT TOLL BRIDGE COMMISSION

April 27, 2026

PROJECT STATUS REPORT

During the reporting period, WSP continued to provide construction support services for the project, including review of submittals, general construction support, attending status meetings, performing esthetic lighting commissioning activities and preparing project close-out documents.

Construction Management/Inspection Services Contract CM-642A (MEM/KMS)

At the December 2024 Meeting, the Commission awarded Contract No. CM-642A, Construction Management/Inspection Services for the Uhlerstown-Frenchtown Toll-Supported Bridge Rehabilitation Project, to Urban Engineers, Inc. of Cherry Hill, NJ (Urban) for a not-to-exceed amount of \$1,587,138.62. Urban was provided with Notice of Award and Limited Notice to Proceed effective December 23, 2024. The full Notice to Proceed was authorized effective March 19, 2025.

The CM/CI field office has been established in Frenchtown, NJ. The team continues to manage and inspect the construction activities. During the reporting period, the CMCI team has been managing and inspecting the construction, including performing esthetic lighting commissioning activities, assuring punch-list work is completed, finalizing As-Built documents and preparing project close-out documents.

Construction Contract No. TS-642A (MEM/KMS)

At the December 2024 Meeting, the Commission awarded Contract No. TS-642A, Uhlerstown-Frenchtown Toll-Supported Bridge Rehabilitation, to Anselmi & DeCicco, Inc. of Maplewood, NJ (Anselmi) for a not-to-exceed amount of \$22,216,237.00. Anselmi was provided with Notice of Award and Limited Notice to Proceed effective December 23, 2024. The Agreement for this project has been executed and the full Notice to Proceed was issued on January 24, 2025.

Throughout the reporting period the Contractor continued to work on electrical infrastructure, esthetic lighting fixtures, and complete punch-list work.

I-78 TOLL BRIDGE

I-78 MAIN RIVER BRIDGE CLEANING AND PAINTING

Design Task Order Assignment No. C-802A-2 (CLR/MEM/KMS)

Traffic Planning and Design, Inc (TPD) was provided with Notice to Proceed on March 19, 2026 to develop construction bid documents for repairs to and the cleaning and painting of the

DELAWARE RIVER JOINT TOLL BRIDGE COMMISSION

April 27, 2026

PROJECT STATUS REPORT

I-78 Main River Bridges and also for miscellaneous repairs as outlined in the 2025 Annual Toll Bridge Maintenance Report at several other I-78 bridges. During this reporting period, the Task Order Assignment Kick Off Meeting was held and TPD began field inspection work.

EASTON-PHILLIPSBURG TOLL BRIDGE

E-P TB BROAD STREET VIADUCT SIDEWALK REPLACEMENT

Task Order Assignment No. C-789A-1
(HMS/MEM)

On March 11, 2025, the Commission provided Pennoni Associates with Notice-to-Proceed for design services in support of replacement/rehabilitation of upstream and downstream sidewalks on the Easton-Phillipsburg toll bridge Broad Street viaduct. Technical and field coordination meetings between the Commission and Pennoni were held during the reporting period. Pennoni continued developing final design plans to go out to bid.

PORTLAND – COLUMBIA TOLL SUPPORTED PEDESTRIAN BRIDGE

PORTLAND-COLUMBIA TOLL SUPPORTED PEDESTRIAN BRIDGE REHABILITATION DESIGN

Task Order Assignment No. C-802A-1
(HMS/MEM)

On March 31, 2026, the Commission provided Traffic Planning and Design, Inc (TPD) with Notice-to-Proceed for design services in support of rehabilitation of the Portland-Columbia Pedestrian Bridge. Commission Staff and the TPD team participated in a project scope meeting. TPD scheduled a field meeting to conduct an inspection of the bridge.

MILFORD – MONTAGUE TOLL BRIDGE

M-M TB STRUCTURAL ANALYSIS AND REPAIRS

Design
Task Order Assignment No. C-788A-4
(MEM/KMS)

During the biannual inspection of the Toll bridges, the Commission's General Engineering Consultant (GEC) and Commission personnel identified areas that require repair at the Milford-Montague Toll Bridge (MMTB). Areas of concern included: locations where the light post standards are attached to the top chord of the trusses; an incorrectly set curb plate at the pier 3 deck joint damaged during snowplow operations; severe concrete deterioration at the approach parapets; large spalls at the pier cap & bridge seats; differential between panels at the sidewalk mid-span.

DELAWARE RIVER JOINT TOLL BRIDGE COMMISSION

April 27, 2026

PROJECT STATUS REPORT

Traffic Planning and Design, Inc (TPD) was provided with Notice to Proceed on October 21, 2024 to design repairs and verify/update bridge load ratings. TPD performed field visits to the bridge site in November 2024. The project recommendations report was submitted, reviewed and accepted in July 2025. During this reporting period, TPD has continued work on the pre-final design submission.

M-M TB STORAGE BUILDING

Task Order Assignment No. C-789A-2
(HMS/SJB)

On June 6, 2025, the Commission provided Pennoni Associates with Notice-to-Proceed for design services in support of construction of a storage building at the Milford-Montague toll bridge facility. Commission Staff and the Pennoni team participated in a project kick-off meeting on June 11, 2025. Pennoni Associates has submitted final design plans for a job order contract. Commission Staff is preparing the documents to be issued for a job order contract.

MULTIPLE FACILITIES AND/OR COMMISSION-WIDE

CAPITAL PROGRAM MANAGEMENT CONSULTANT (CPMC) & DESIGN MANAGEMENT CONSULTANT (DMC) SERVICES FOR CAPITAL IMPROVEMENT PROJECTS

CPMC SERVICES THROUGH DECEMBER 31, 2028

Task Order Assignment No. C-502A-1N
(CLR/SJB)

Task Order Assignment No. C-502A-1N was authorized on April 8, 2024 for the continuation of Capital Program Management Consultant (CPMC) Services through December 31, 2028. The budget currently authorized for this assignment is anticipated to cover full-staff CPMC Services through December 31, 2025. Services under this Task Order Assignment from January 1, 2026 through December 31, 2028. Under Task Order Assignment 502A-1N, AECOM continues to provide Capital Program Management Consultant (CPMC) Staff Augmentation Services for delivery of the Commission's Capital Program. AECOM is currently providing three (3) full-time Project Managers to oversee and administer various design and construction projects that are being advanced in the Capital Improvement Program.

CPMC staff will continue to provide support to the Commission in advancing the Capital Program in the following areas: procurement assistance, scheduling and cost control, programming/planning, Project Management, Program Area Management, technical support, design oversight and support, construction oversight and support, and oversight and support of the Job Order Contract (JOC) construction work, all including coordination with multiple Commission departments outside of Engineering.

DELAWARE RIVER JOINT TOLL BRIDGE COMMISSION

April 27, 2026 PROJECT STATUS REPORT

UNDERWATER SUBSTRUCTURE IMPROVEMENTS DESIGN – ALL REGIONS

Design
Contract No. C-782A
(MEM/SJB)

IH Engineers, P.C. of Princeton, New Jersey, was awarded this contract and given full notice to proceed with the delivery of the executed agreement on August 18, 2023. In 2021 the Commission performed the 5-year interval underwater inspections of each of its river crossing bridges, to meet National Bridge Inspection Standards (NBIS) requirements. The findings of these inspections identified the need for bridge substructure repair and/or rehabilitation of existing scour remediation measures at bridge substructures below the water level. IH's scope is to prepare a **Substructure Foundation Report (SFR)**, identifying foundation types and assessing vulnerability to scour at each of the Commission's Delaware River crossings. followed by a **Condition Assessment Report (CAR)** recommending any repairs or maintenance required to mitigate potential effects of scour).

IH's subconsultants GPI and JMT have completed the in-depth field inspections for incorporation into the Condition Assessment Report (CAR). IH has reviewed potential remediation methods to affect the repairs with NJDEP. Based upon NJDEP comments. alternate repair methods are being developed by IH as the CAR continues to be progressed. IH is working on the preliminary design to support the effort to acquire the necessary permits.

IH and the Engineering Department have held 'workshop' meetings to finalize the CAR and its recommendations. A revised Corrective Action Report was resubmitted on September 4, 2025. Based on recommendations prescribed in the CAR, IH is progressing the preliminary design. The IH team submitted a Modification request on March 13, 2026 that is under review.

BRIDGE INSPECTION PLATFORM LAYOUT AND DESIGN TOLL-SUPPORTED BRIDGES

Design
Task Order Assignment No. C-788A-5
(MEM/SJB)

The purpose of this project is to develop detailed temporary rigging access platforms, cabling and attachment details for internal Commission use. Rigging access is needed to inspect and maintain the underside of the Commission's Toll-Supported Bridges. The rigging system shall be designed to be efficiently installed, operated, and maneuvered by Commission staff.

Traffic Planning and Design, Inc (TPD) was provided with Notice to Proceed on September 24, 2024. A kick-off meeting was held on October 6. After field site visits during the October month, a meeting was held with Maintenance, Engineering, TPD and TPD's subconsultant Malick Sherer (MS). A draft report was received on January 20th, 2025 was reviewed by Commission

DELAWARE RIVER JOINT TOLL BRIDGE COMMISSION

April 27, 2026

PROJECT STATUS REPORT

staff. TPD has submitted a modification to perform the final design of the rigging and access, which was not included in the base Task Order Assignment Agreement.

BRIDGE MONITOR SHELTER ENHANCEMENTS PROGRAM DEVELOPMENT

Task Order Assignment No. C-771A-1
(WMC/KMS)

French & Parrello Associates, P.A. and their sub-consultant, USA Architects, Planners + Interior Designers are developing a system-wide program to enhance the Commission's inventory of bridge monitor shelters. A draft report was provided and is currently under review by Commission staff.

ELECTRONIC SURVEILLANCE / DETECTION SYSTEM

NETWORK VIDEO MANAGEMENT SYSTEM (NVMS) INTEGRATOR SERVICES
Contract No. DB-768A
(WMC/KMS)

Dynamic Security, LLC (dba Secuni) continued to provide maintenance services of headend type equipment in support of the Electronic Surveillance / Detection System (ESS) under the direction of the Commission's Public Safety and Bridge Security Department, who operates the system from the Control Centers located at the New Jersey State Police's Regional Operation and Information Center (ROIC) in West Trenton, New Jersey and the New Hope-Lambertville Toll Bridge facility in New Hope, Pennsylvania.

Throughout the reporting period, work efforts focused on finalizing the implementation plan for the deployment of an Endpoint Detection and Response solution across the ESS.

ELECTRONIC TOLL COLLECTION

CUSTOMER SERVICE CENTER/VIOLATION PROCESSING CENTER PROJECT
Contract No. DB-584A
(CAS/KMS)

Conduent continues to develop the **real time digital payment function** at the NJ E-ZPass CSC for toll by plate customers. Conduent revised the terms and conditions that will be displayed on the NJ E-ZPass website, and comments were provided from the NJTA. Conduent has released this functionality into the NJ CSC software, and they are proceeding with testing it through a small group of individuals.

The NJ E-ZPass CSC launched the Amnesty Program in June 2025. NJ MVC legislation was passed and NJTA is working with the MVC on the programs. There are two programs: the Amnesty Program and the Vehicle Registration Suspension Program. The Amnesty Program must run for 180 days, with no lookback timeframe, meaning the program can go back as far as the violator wants to pay. Violation transactions after the start of the program are NOT eligible. The program is open to all violators (from any state), with tolls and fees that are \$500 or more prior to June 2025. The program must offer a 25% reduction of the fees, the program will collect 100%

DELAWARE RIVER JOINT TOLL BRIDGE COMMISSION

April 27, 2026

PROJECT STATUS REPORT

of the toll revenue. When applying payment, 100% of the toll amount will be satisfied first, followed by AET fees and administrative fees. The amount owed must be paid in full of no payment plan. A violator may make arrangements for a payment plan, outside of the Amnesty Program. For the NJ MVC Vehicle Registration Suspension, the transactions criteria include all NJ E-ZPass agency violations, unpaid tolls, administration fees and AET fees totaling \$500 or more; or 60 or more violations with at least one having occurred after January 2024 (legislation date). The Amnesty Program was completed in November 2025 and the NJTA has identified the first group of vehicles to request registration suspension. These vehicles are currently under administrative review by the NJTA.

TransCore continues to coordinate with Conduent for the testing for the new toll host that is being deployed to support the Hard AET conversion at the New Hope – Lambertville Toll Bridge, along with the other toll plazas. Test transactions were completed in the lanes and these test transactions were provided to Conduent to process in their test system.

The NJTA, as the lead agency, is facilitating all meetings with the other agencies and Conduent to manage the implementation of outstanding system elements for the New Jersey E-ZPass Customer Service Center.

ELECTRONIC TOLL COLLECTION SYSTEM REPLACEMENT

Design, Build and Maintain

Contract No. DB-540A

(CAS/KMS)

Lane equipment cleaning is a constant activity during this time of year. Firmware upgrades are continuing on all UPS units. In addition, UPS units are affected by the extreme cold and battery conditions are being checked. Also, all lane cameras are being checked for image clarity.

Commission Staff is working with TransCore to identify locations within the Commission's facilities for TransCore to store spare parts that are used by their technicians when responding to various in-lane toll system issues.

Commission Staff closed the Delaware Water Gap Toll Bridge open road tolling zone so that TransCore could repair a roadway loop sensor that failed due to deterioration of the surrounding pavement.

Commission Staff and TransCore meet monthly to review and discuss system operational and maintenance items. A weekly call also takes place to briefly review system maintenance items for the week.

DELAWARE RIVER JOINT TOLL BRIDGE COMMISSION

**April 27, 2026
PROJECT STATUS REPORT**

**JOB ORDER CONTRACTING SERVICES
JOB ORDER CONTRACTING PROGRAM MANAGER
Contract No. C-727A
(WMC/KMS)**

The Gordian Group continued to provide program management services in support of the Commission’s Job Order Contracting Program involving development of price proposals within the information management software as well as the construction management services in support of each individual job order.

Additional work involved the procurement of contractors to provide job order contracting type construction services and included review and analysis of recently received bids for the purpose of making an award recommendation to the Commission.

**JOB ORDER CONTRACTING SERVICES
FOR BRIDGE, HIGHWAY, AND CIVIL WORK – NORTH REGION
Contract No. T/TS-784A
(WMC/KMS)**

Representatives from Mount Construction Company participated in a training session on June 28, 2023 involving the JOC Information Management Software, using the Construction Task Catalog and the understanding the Job Order Development Process.

Notice-to-Proceed was issued effective July 1, 2023.

**JOB ORDER CONTRACTING SERVICES
FOR BRIDGE, HIGHWAY, AND CIVIL WORK – SOUTH REGION
Contract No. T/TS-785A
(WMC/KMS)**

Representatives from Mount Construction Company participated in a training session on June 28, 2023 involving the JOC Information Management Software, using the Construction Task Catalog and the understanding the Job Order Development Process.

Notice-to-Proceed was issued effective July 1, 2023.

**JOB ORDER CONTRACTING SERVICES
FOR BUILDING AND FACILITY WORK – NORTH REGION
Contract No. T/TS-786A
(WMC/KMS)**

Representatives from Mount Construction Company participated in a training session on June 28, 2023 involving the JOC Information Management Software, using the Construction Task Catalog and understanding the Job Order Development Process.

DELAWARE RIVER JOINT TOLL BRIDGE COMMISSION

April 27, 2026 PROJECT STATUS REPORT

Notice-to-Proceed was issued effective July 1, 2023.

JOB ORDER CONTRACTING SERVICES FOR BUILDING AND FACILITY WORK – SOUTH REGION Contract No. T/TS-787A (WMC/KMS)

Representatives from A.P. Construction participated in a training session on June 28, 2023 involving the JOC Information Management Software, using the Construction Task Catalog and understanding the Job Order Development Process. Notice-to-Proceed was issued effective July 1, 2023.

GENERAL ENGINEERING CONSULTANT 2023-2026 Annual Inspections Contract No. C-757A (HMS/MEM)

As the Commission's General Engineering Consultant (GEC), Pickering, Corts & Summerson (PCS) provided Annual Inspection Services for Toll Bridges in 2021 and 2023, and Toll-Supported bridges in 2022 and 2024. A modification to the GEC contract in November of 2024 provided PCS with a second and last extension for the 2025-2026 cycle inspections.

Commission Staff and the PCS Team held a kick-off meeting on February 17, 2026 for the 2026 Toll-Supported Bridge Inspections. Field inspections began March 17, 2026 and are anticipated to end in June 2026. During the reporting period, PCS completed inspections at Centre Bridge – Stockton and Washington Crossing Toll-Supported Bridges.

TOLL PLAZA RESTRIPING Design Task Order Assignment No. C-760A-6 (JRB/SJB)

Under this Task Order Assignment (TOA) the Consultant, Remington & Vernick Engineers (RVE), is providing professional consulting services to review, analyze, provide alternatives, and prepare construction plans for revised toll plaza and approach restriping at the seven (7) traditional toll plazas.

Plans for Interstate 78 and Trenton – Morrisville were completed as part of the T-766A I-78 I-NJ Roadway Rehabilitation and Power & Communication Infrastructure Improvements project and the of T-746A Trenton – Morrisville Toll Bridge Roadway Paving and Deck Sealing Improvements project, respectively.

Due to timing of the upcoming accelerated AET conversion projects, the Commission will incorporate the new toll plaza striping with additional full facility restriping at the Easton –

DELAWARE RIVER JOINT TOLL BRIDGE COMMISSION

April 27, 2026

PROJECT STATUS REPORT

Phillipsburg, Portland – Columbia, and Delaware Water Gap Toll Bridges as they were last striped in 2015, 2015, and 2021, respectively.

TRAFFIC ENGINEERING CONSULTANT

2025-2026 Annual Reports

Task Order Assignment No. C-761A

(CAS/ KMS)

Pennoni Engineers updated the 5-year traffic and revenue study that will be used to support potential bond funding. This document was reviewed by Commission Staff and comments have been addressed.

TRAFFIC COUNT PROGRAM UPGRADE

Contract No. DR-550A

(JRB/CAS)

Signal Service, Inc. of West Chester, PA (SS) is a member of the Pennsylvania Department of General Services COSTARS Program and installs traffic counter equipment purchased under that program.

Commission staff and Signal Service continue to monitor and reconfigure or recalibrate traffic count sensors at any bridges when needed. There are a few bridges that are problematic, including Uhlerstown – Frenchtown, Upper Black Eddy – Milford, and Riverton – Belvidere where narrow approach roadways coupled with steel guiderail has caused issues with radar counts.

On January 16, Signal Service, Inc., of West Chester, PA (SS) was issued a new Purchase Order for 2026 Traffic Counter Maintenance Services. As a member of the Pennsylvania Department of General Services COSTARS Program, SS will continue providing the Commission with Maintenance Services of the traffic counter radar system that was installed in 2023, including quarterly maintenance and reinstallation/recalibration after rehabilitation or other projects are completed that require relocation of the traffic counter equipment.

Quarterly maintenance was performed on February 4, 5, 6, and 10 at all facilities except NH-L Toll Bridge and Uhlerstown – Frenchtown TSB, which are offline due to construction. On March 3, the Uhlerstown – Frenchtown TSB traffic counter was relocated to the new pole installed under Contract No. TS-642A U-F TSB Rehabilitation by the ESS Department. Signal Service was on-site to set up the traffic counter, configure it, and perform Quarterly Maintenance. Calibration was unsatisfactory and Signal Service will be returning to re-calibrate.

SS was on-site on March 3 & 12 to recalibrate the counter at Uhlerstown – Frenchtown TSB. This counter will be monitored for a few months to make sure data collection is consistent and as accurate as possible. SS was also asked to review and comment on the proposed location of the Trenton – Morrisville TB Traffic Counter after reconfiguration for All Electronic Tolling.

DELAWARE RIVER JOINT TOLL BRIDGE COMMISSION

April 27, 2026

PROJECT STATUS REPORT

AET SYSTEM SUPPORT SERVICES

Task Order Assignment No. C-770A-5
(CAS/ KMS)

Under this Task Order Assignment, the RK&K team is providing AET support services. Anticipated services include working with Commission staff and its in-lane toll system provider (TransCore) to transition the Commission's existing toll operation to a Hard All Electronic Tolling system at each new toll gantry. This task also includes managing the coordination between TransCore and various civil design/construction teams, review of TransCore design and test documents, oversight of system testing, and post conversion transaction monitoring.

The RK&K team participated in meetings with the NH-L Toll Bridge AET construction team and TransCore to coordinate the testing of the in-lane All Electronic Tolling system at this location. Further, the RK&K team is working with all parties to determine how best to accommodate additional roadway pavement replacement and coordinating this work with the tuning and testing of the newly installed AET system.

The RK&K team is participating in the TransCore Factory Acceptance Testing of the new AET system at the New Hope – Lambertville Toll Bridge.

The RK&K team continues to review submittals from TransCore related to the AET system. These items include updated project schedule, System Detailed Design Documents, Manuals and Design Drawings.

The RK&K team also is assisting with the coordination and exchange of information between the Trenton – Morrisville Toll Bridge AET design team and the Commission's in-lane toll system provider.

HARD AET PRELIMINARY DESIGN

Task Order Assignment No. C-770A-6
(CAS/ KMS)

Under this Task Order Assignment, the RK&K team is preparing preliminary (30% complete) design plans for the conversion to hard all electronic tolling (AET) at the I-78, Easton-Phillipsburg, Portland-Columbia, Delaware Water Gap and Milford-Montague Toll Bridges. A project kick-off meeting was completed and RK&K reviewed existing plans and documents in the Commission's Engineering Records Room. The design team prepared several concepts for each location along with a summary of the design features. Additionally, a matrix comparing each alternative was prepared. Commission Staff and the design team completed a workshop to review and discuss each alternative and select one or two preferred options to continue with the design process.

DELAWARE RIVER JOINT TOLL BRIDGE COMMISSION

April 27, 2026
PROJECT STATUS REPORT

IN-LANE ALL ELECTRONIC TOLL COLLECTION SYSTEM DESIGN, BUILD & MAINTAIN

Contract No. DB-792A
(CAS/ KMS)

SYSTEM WIDE

Commission Staff, TransCore and the RK&K team participated in bi-weekly project status meetings. TransCore submitted the updated schedule that addressed previously provided review comments. The revised schedule is under review by RK&K and comments will be shared with TransCore. TransCore submitted several system manuals that are being reviewed by Commission Staff and RK&K.

TransCore completed the installation of the Primary Toll Host and is working with the New Jersey Customer Service Center (NJ CSC) to establish connectivity and data exchanges. The secondary toll host installation at a separate Equinix location is on-going.

TransCore facilitated follow-up meetings with Conduent to coordinate connectivity testing between the new in-lane toll system and the NJ Customer Service Center. TransCore submitted the revised CSC Integration Test Plan that addressed review comments, and the document was shared with Conduent for their review and information. TransCore created several test transactions using the new AET system at the NH-L Toll Bridge and submitted them to Conduent to process in the NJ E-ZPass customer service center test system to confirm conformance with the interface control documents.

NEW-HOPE-LAMBERTVILLE TOLL BRIDGE

TransCore continued with completing dry runs as they prepare for Factory Acceptance Testing of the AET system at the New Hope – Lambertville (NH-L) Toll Bridge. The Coordination for this effort includes meeting with the construction team to make sure proper access is provided for highway speed vehicle testing, locating space within the administration building for their use during testing and working with Commission Staff for vehicles and drivers during that actual testing.

TransCore began the Factory Acceptance Testing with Commission Staff and RK&K observing at the NH-L Toll Bridge. This effort includes using up to 10 test vehicles that include cars, sport utility vehicles, vans, a tractor trailer, a bus, a pick-up truck with a trailer, and a motorcycle. The process included running the vehicles through the zone in various patterns and speeds, testing all lanes during daytime and nighttime operations.

TransCore staff continue to meet with the New Hope – Lambertville Toll Bridge AET Conversion construction team to discuss the construction progress and to coordinate the all-electronic-tolling equipment installation and testing schedules.

DELAWARE RIVER JOINT TOLL BRIDGE COMMISSION

April 27, 2026 PROJECT STATUS REPORT

TRENTON-MORRISVILLE TOLL BRIDGE

TransCore continues to respond to questions from Atkins Réalis related to the T-M Toll Bridge AET design. The Preliminary Design plans for this project were shared with TransCore for their review.

NEW JERSEY E-ZPASS SERVICES

Contract No. DB-791A
(CAS/ KMS)

For the Customer Service Center Services for the New Jersey E-ZPass Group (Category A), the New Jersey Turnpike Authority (NJTA) awarded the agreements at their Board Meeting. The NJTA issued their findings from the procurement challenge, concluding that the NJTA properly determined TransCore to be the most qualified responsible proposer. Accordingly, the hearing officer recommended that the award to TransCore should be sustained and the protest of Conduent be dismissed. Contract documents were provided from the NJTA for Category A Customer Service Center Services for the New Jersey E-ZPass Group and for Category B for License Plate Review Services for the New Jersey E-ZPass Group. The documents were provided to Commission counsel for review prior to execution.

As TransCore submits various documents, they are being reviewed by the implementation team that includes North Highland and HNTB under contract with the New Jersey Turnpike Authority. Commission Staff are participating on their assigned implementation team meetings as needed. Meetings are held to review the business rules, the AET accounts/toll bills and the system architecture. Additionally, TransCore facilitated an initial meeting with Conduent, the current NJ CSC vendor, to discuss data migration.

The New Jersey Turnpike Authority issued a Request for Proposals for Category D Merchant Services. Proposals were received and review by the Technical Evaluation Committee are underway. The procurement was challenged and a new procurement for these services will be completed by the NJTA in the near future.

NON-DESTRUCTIVE BRIDGE PIN TESTING PROGRAM

Deterioration (corrosion) of a structural pin was found at the New Hope-Lambertville Toll-Supported bridge, during the bridge blast cleaning and painting stage of the 2024-2025 rehabilitation of the bridge. Replacement of the deteriorated pin took place, which prompted the non-destructive ultrasonic testing of the remaining 209 pins on the bridge. All results were positive.

As a result of the findings of a structural pin deterioration on the New Hope -Lambertville Toll-Supported bridge, the Commission decided to perform testing on all the structural pins in its bridge system.

DELAWARE RIVER JOINT TOLL BRIDGE COMMISSION

April 27, 2026
PROJECT STATUS REPORT

SOUTHERN REGION BRIDGES

Design/Testing
Contract No. C-813A
(MEM/SJB)

At the Commissions November 24, 2025 the Commission awarded his contract to Pennoni Associates (PA) of King of Prussia, PA for the not-to-exceed amount of \$1,080,103.19. This contract will test the structural pins at the following locations:

- New Hope – Lambertville Toll Bridge (US 202) (approximately 16 hanger assembly pins)
- Calhoun Street Toll-Supported Bridge (Wrought Iron - approximately 252 truss pins)
- Lumberville-Raven Rock Pedestrian Bridge (approximately 8 anchorage pins)

A project kickoff meeting was held with PA on December 15, 2025. Project field work started in mid-February 2026 with the testing of pins along the north side of the New Hope – Lambertville Toll Bridge. Pin testing at Lumberville – Raven Rock was completed in the first week of March 2026.

CENTRAL REGION BRIDGES

Design/Testing
Contract No. C-813B
(MEM/SJB)

At the Commissions November 24, 2025 the Commission awarded his contract to Modjeski and Masters (MM) of Mechanicsburg, Pennsylvania for a not-to-exceed amount of \$850,174.94. This contract will test the structural pins at the following locations:

- Northampton Street Toll-Supported Bridge (approximately 98 truss pins)
- Easton-Phillipsburg Toll Bridge (US 22) (approximately 74 truss pins)
- Riegelsville Toll-Supported Bridge (approx. 8 suspension cable pins, 162 suspension rod pins)

A kickoff meeting was held with M&M on January 15, 2026. The M&M team has initiated the review of existing bridge plans and has commenced coordination for the upcoming inspection and testing of bridge pins.

DELAWARE RIVER JOINT TOLL BRIDGE COMMISSION

Meeting of April 27, 2026

OPERATIONS

The following Pages reflect the reports on those items assigned to the Operations Department. Each item is reported separately and page numbered accordingly.

DELAWARE RIVER JOINT TOLL BRIDGE COMMISSION

Meeting of April 27, 2026

**OPERATIONS INDEX
FOR
PUBLIC SAFETY & BRIDGE SECURITY**

SUBJECT	DESCRIPTION	PAGE NUMBER
Public Safety & Bridge Security	Status Reports Month of March 2026	1-21

DELAWARE RIVER JOINT TOLL BRIDGE COMMISSION
Meeting of April 2026

PUBLIC SAFETY AND BRIDGE SECURITY
The month of March 2026

The following items represent meetings, communications, tasks, and projects involving the Public Safety and Bridge Security Department (PSBS) during the month of March 2026:

Access Control System

- The ESS Maintenance staff continued upgrading components of the Commission's access control system and adjusting doors to ensure the security of Commission facilities.
- The Access Control System (ACS) database was audited, and pictures were updated for employees' and contractor cards.
- Various employee ACS rights were updated and changed at the supervisors' request.
- Various door alarms and ACS issues were investigated and addressed.
- The temporary badges for the New Hope-Lambertville AET conversion project are still active.
- Additional temporary access badges were made for Transcore.

Computer Aided Dispatch

- Testing and updating CAD reports and records continue, as well as addressing pending issues concerning the reporting end.

Control Center

- PSBS Control Center (CC) continues to operate 24/7, and detects, documents, and assists the regional bridges with various emergencies, traffic, and security-related incidents.
- Control Center personnel worked with Human Resources (HR) on various internal investigations.
- Control Center personnel worked with several police departments and DRJTBC personnel on various inquiries and investigations. As a result, the Control Center investigated 27 video requests.
- During the month the Control Center tracked and reported on 1 storm operation.

DELAWARE RIVER JOINT TOLL BRIDGE COMMISSION
Meeting of April 2026

PUBLIC SAFETY AND BRIDGE SECURITY
The month of March 2026

Bridge Security

- PSBS continued to arrange various Pennsylvania State Police (PSP) enforcement details and safety checks at Commission bridges. These details have resulted in various summonses and warnings being issued for motor vehicle violations, overweight violations and trucks being placed out of service for safety violations.
- Numerous State Police traffic details were arranged for Maintenance for lane closures, traffic safety and escorting oversize vehicles across Commission bridges.
- Both Toll and Bridge Security patrols continue to respond and handle various roadways, bridge and traffic incidents, accidents, motorist aids, etc. on DRJTBC property.
- PSBS personnel assisted the Lambertville PD, along with the PA and NJ State Police with security at a “No Kings” event that crossed the New Hope-Lambertville Toll Supported Bridge on March 28, 2026.
- PSBS completed the monthly NJSP and PSP billing processing.
- PSBS provided security details for the DRJTBC monthly Committee and Commission meetings.
- Public Safety and Bridge Security (PSBS), along with Training and Employee Safety, conducted various practical training exercises throughout all three Regions.
- Public Safety and Bridge Security (PSBS) attended the monthly WPSC Meeting.
- PSBS Staff attended additional ConRes/NSI Enterprise Resource Planning Meeting.

DELAWARE RIVER JOINT TOLL BRIDGE COMMISSION
Meeting of April 2026

PUBLIC SAFETY AND BRIDGE SECURITY
The month of March 2026

Toll Operations

- Personnel continued to coordinate the cross-training of Toll Bridge and Toll Supported Bridge personnel.
- Attended the weekly and monthly TransCore and TransCore Maintenance meetings to ensure the Operation and Maintenance of the Toll Collection System.
- Coordinated Toll Lane closures with TransCore and Maintenance for Toll System updates and repairs.
- Attended the bi-weekly NHL AET progress meetings.
- Assisted with the coordination of the new uniform order and distribution.
- Personnel held weekly Team meetings with Lieutenants and DDOT to keep Staff informed of updates.
- Continued to work with TES and coordinate training for Toll and TSB Bridge Personnel.
- Public Safety and Bridge Security (PSBS), along with Training and Employee Safety, conducted various practical training exercises throughout all three Regions.
- Continue to monitor the flow of traffic at the various toll bridges to ensure safe and efficient travel.

DELAWARE RIVER JOINT TOLL BRIDGE COMMISSION
Meeting of April 2026

PUBLIC SAFETY AND BRIDGE SECURITY
The month of March 2026

Electronic Security Surveillance (ESS) Maintenance

- Responded to and closed 44 Maximo work orders for the Commission's ESS and radio systems.
- Staff replaced the 4-panel Scudder Falls AET video wall with a Samsung video wall.
- Staff upgraded the last of the I-78 video cameras to analog cameras.
- Staff installed new access control equipment for I-78 and Easton-Phillipsburg equipment storage rooms.
- Staff installed new access control equipment for the EZPass doors at the Delaware Water Gap.
- Worked with the Engineering Department in design plans for the Easton- Phillipsburg sidewalk rehab.
- Staff installed a new propane tank at the 78/611 rack generator due to rust on old tank.
- The ESS Maintenance staff continued to work with Regions and IT to update the Maximo radio inventory database.

Miscellaneous

- PSBS personnel participated in the March 2026, on boarding session for Control Center Monitors and Bridge Monitors.

March 2026 NJSP/PSP DRJTBC Combined Stats

Bridges	N/R Accidents		Reportable Accidents		Motorist Assists		Other/Checks	
	NJ	PA	NJ	PA	NJ	PA	NJ	PA
Milford-Montague Toll Bridge (R0440)	0	0	0	0	3	0	0	1
Delaware Water Gap Toll Bridge (M0641)	0	0	1	0	0	1	0	7
Portland-Columbia Toll-Supported Pedestrian Bridge (M0642)	0	0	0	0	0	0	0	56
Portland-Columbia Toll Bridge (M0643)	0	0	0	0	0	0	0	56
Riverton-Belvidere Toll-Supported Bridge (M0644)	0	0	0	0	0	0	0	58
Easton-Phillipsburg Toll Bridge (M0645)	0	0	0	0	1	0	0	58
Northampton Street Toll-Supported Bridge (M0646)	0	0	0	0	0	0	0	57
I-78 Toll Bridge (M0647)	0	1	1	1	1	5	0	80
Riegelsville Toll-Supported Bridge (M0248)	0	1	0	0	0	0	0	37
Upper Black Eddy-Milford Toll-Supported Bridge (M0249)	0	0	0	0	0	0	0	38
Uhlerstown-Frenchtown Toll-Supported Bridge (M0250)	0	0	0	0	0	0	0	32
Lumberville-Raven Rock Toll-Supported Pedestrian Bridge (M0251)	0	0	0	0	0	0	0	6
Centre Bridge-Stockton Toll-Supported Bridge (M0252)	0	0	0	0	0	0	0	8
New Hope-Lambertville Toll Bridge (M0253)	0	0	0	0	0	0	0	7
New Hope-Lambertville Toll-Supported Bridge (M0254)	0	1	0	1	0	1	0	8
Washington Crossing Toll-Supported Bridge (M0355)	0	1	0	0	0	0	0	36
Scudder Falls Toll Bridge (M0356)	0	0	0	0	0	1	0	52
Calhoun Street Toll-Supported Bridge (M0357)	0	1	0	0	0	1	0	34
Lower Trenton Toll-Supported Bridge (M0358)	0	1	0	0	0	3	0	40
Trenton-Morrisville Toll Bridge (M0359)	0	1	1	1	0	2	0	35

	Citations	Warnings	Security Checks
New Jersey State Police	80	88	652
Pennsylvania State Police	46	55	706

PCAD Call Summary Report

This report details listed CAD calls for service for DRJTBC bridges for the month of February 2026.

	Motor Vehicle Stop	Motorist Aid	Mv-Accident
BELVIDERE BRIDGE-WAR B150	15	0	0
LAMBERTVILLE BRIDGE-HUN C040	11	0	0
MONTAGUE TOLL BRIDGE-SUS B050	1	2	0
MORRISVILLE-TRENTON TOLL-MER C060	0	0	1
NORTHAMPTON ST BRIDGE-WAR B150	3	0	0
PHILLIPSBURG TOLL BRIDGE-WAR B110	7	1	0
PHILLIPSBURG TOLL BRIDGE-WAR B150	6	1	1
WASHINGTON CROSSING-MER C060	1	0	0
Total	44	4	2

PCAD Summons Summary Report

This report details PCAD Summonses and Warnings for DRJTBC bridges for the month of February 2026

	Summons	Warning	Total
BELVIDERE BRIDGE-WAR B150	5	7	12
LAMBERTVILLE BRIDGE-HUN C040	1	0	1
MORRISVILLE-TRENTON TOLL-MER C060	1	0	1
NORTHAMPTON ST BRIDGE-WAR B150	1	2	3
PHILLIPSBURG TOLL BRIDGE-WAR B110	3	1	4
PHILLIPSBURG TOLL BRIDGE-WAR B150	1	1	2
WASHINGTON CROSSING-MER C060	3	0	3
Total	15	11	26



NJSP Special Projects Unit

e-Daily Time and Items Activity Summary Report

This report details eDaily entries for DRJTBC Summonses and Warnings for B020, B110, B150, C040, and C060 between February 1st, 2026 and February 28th, 2026.

		2/2026
B110	DRJTBC Summonses	9
	Total	9
B150	DRJTBC Summonses	71
	DRJTBC Warnings	88
	Total	159

PSP DRJTBC ACTIVITY REPORT FOR: February 2026

Relative to DRJTBC property, members of PSP investigated a total of **ten (10)** collisions during the month of **February 2026**. Of these collisions, **seven (7)** were non-reportable crashes and there were **three (3)** reportable crashes. A total of **706** Domestic Security Checks were conducted by PSP on the twenty (20) bridges owned by the DRJTBC.

SUMMARY TRAFFIC ENFORCEMENT:

TRAFFIC CITATIONS: 46
WRITTEN WARNINGS: 66

*MCSAP traffic citations and warnings are included in the above totals.

MCSAP ENFORCEMENT:

MCSAP INSPECTIONS: 62
TRAFFIC CITATIONS (Involving CMVs): 20
WRITTEN WARNINGS: 61

INCIDENTS:

Motor Carrier Safety	62
Traffic Violation – Other	4
Disabled Motorist	14
DUI	0
Theft / Theft – Fraud/Forgery	0
Escort – Super Load – Oversize	0
Traffic Violation – Flee/Elude	0
Road Hazard – Animal – Debris	0
Request Assist – Other Agency/Local PD/Etc.	1
Refer to Other Agency/PD	0

Significant Events:

During the month of February 2026, two (2) MCSAP details were conducted on DRJTBC property. During these details, 30 inspections were conducted resulting in 14 traffic citations, 60 written warnings, 7 Operators being placed out of service, and 4 vehicles being placed out of service. That's 11 combined vehicles and operators placed out of service for major violations that could have resulted in harm or damage to DRJTBC employees/property as well as the motoring public had they not been stopped and inspected.

Future enforcement details will continue to be conducted on the Trenton-Morrisville (US 1) Toll Bridge, the I-78 Toll Bridge, and other DRJTBC Bridges, as necessary.

March 2026 Overweight Crossings-Central Region

3/31/2026

Bridge	Total Turnarounds	Total Overweights	Total Manned	Total Unmanned	NJSP Response	Summons Issued	Warnings Issued	PSP Response	Citations Issued	Warnings Issued2	Local Police Response	No Response
Riverton-Belvidere	157	1	0	1	1	1	0	0	0	0	0	0
Northampton St.	625	4	4	0	0	0	0	4	1	3	0	0
Riegelsville	257	1	1	0	1	1	0	0	0	0	0	0
Uhlerstown - Frenchtown	344	2	0	2	2	2	0	0	0	0	0	0
March Totals												
Bridge	Total Turnarounds	Total Overweights	Total Manned	Total Unmanned	NJSP Response	Summons Issued	Warnings Issued	PSP Response	Citations Issued	Warnings Issued	Local Police Response	No Response
Riverton-Belvidere	406	5	3	2	3	2	0	2	1	1	3	0
Northampton St.	1520	8	8	0	4	3	1	4	1	3	1	0
Riegelsville	589	2	2	0	1	1	0	1	1	0	0	0
Uhlerstown - Frenchtown	664	4	0	4	4	3	1	0	0	0	0	0
	0	0	0	0	0	0	0	0	0	0	0	0
Year to Date Totals	3179	19	13	6	12	9	2	7	3	4	4	0

March 2026 Overweight Crossings-Southern Region

3/31/2026

Bridge	Total Turnarounds	Total Overweights	Total Manned	Total Unmanned	NJSP Response	Summons Issued	Warnings Issued	PSP Response	Citations Issued	Warnings Issued2	Local Police Response	No Response
Lower Trenton	254	6	0	6	0	0	0	6	0	6	0	0
Calhoun Street	102	1	1	0	0	0	0	1	0	1	0	0
Washington Crossing	137	1	0	1	1	1	0	0	0	0	0	
New Hope	155	1	1	0	0	0	0	1	0	1	0	0
Lambertville	87	0	0	0	0	0	0	0	0	0	0	0
Centre Bridge												
Stockton												
March Totals	735	9	2	7	1	1	0	8	0	8	0	0
Bridge	Total Turnarounds	Total Overweights	Total Manned	Total Unmanned	NJSP Response	Summons Issued	Warnings Issued	PSP Response	Citations Issued	Warnings Issued	Local Police Response	No Response
Lower Trenton	585	14	0	14	0	0	0	14	1	13	0	0
Calhoun Street	250	1	1	0	0	0	0	1	0	1	0	0
Washington Crossing	340	2	0	2	2	1	1	0	0	0	0	0
New Hope	405	2	2	0	0	0	0	2	0	2	0	0
Lambertville	242	2	0	2	2	1	1	0	0	0	0	0
Centre Bridge												
Stockton												
Year to Date Totals	1822	21	3	18	4	2	2	17	1	16	0	0

Belvidere	January	February	March	April	May	June	July	August	September	October	November	December	Year to date totals
Overweight Crossings	0	1	1										2
Washington Crossing	January	February	March	April	May	June	July	August	September	October	November	December	Year to date totals
Turnarounds	83	120	106										309
NJ Side	81	115	101										297
PA Side	2	5	5										12
Overweight Crossings	0	1	1										2
Calhoun Street	January	February	March	April	May	June	July	August	September	October	November	December	Year to date totals
Turnarounds	67	81	80										228
NJ Side	41	72	72										185
PA Side	26	9	8										43
Overweight Crossings	0	0	1										1
Lower Trenton	January	February	March	April	May	June	July	August	September	October	November	December	Year to date totals
Turnarounds	102	229	185										516
NJ Side	96	226	180										502
PA Side	6	3	5										14
Overweight Crossings	4	4	6										14

Monthly Activity Report

March 2026

Location	Bridge Checks	Overweights	Accidents	Jumpers	Disabled Vehicles	Medical Emergencies
Lower Trenton	240	6	3	0	2	0
Calhoun Street	246	1	0	0	1	1
Langhorne	147	0	0	0	0	0
Scudder Falls	337	0	0	0	8	0
Washington Crossing	203	1	2	0	0	0
New Hope	250	1	0	0	0	0
Lambertville						
Centre Bridge	184	0	0	0	0	0
Stockton						
Lumberville	138	0	0	0	0	0
RavenRock						
Uhlersown	80	2	0	0	0	0
Frenchtown						
Upper Black Eddy	65	0	0	0	0	0
Milford						
Riegelsville	130	1	0	0	0	0
Northampton St.	158	4	0	0	2	0
Riverton						
Belvidere	80	1	1	0	1	0
Portland Columbia	0	0	0	0	0	0
Totals	2258	17	6	0	14	1
Yearly Totals						
Location	Bridge Checks	Overweights	Accidents	Jumpers	Disabled Vehicles	Medical Emergencies
Lower Trenton	240	6	3	0	2	0
Calhoun Street	246	1	0	0	1	1
Langhorne	147	0	0	0	0	0
Scudder Falls	337	0	0	0	8	0
Washington Crossing	203	1	2	0	0	0
New Hope	250	1	0	0	0	0
Lambertville						

Location	Bridge Checks	Overweights	Accidents	Jumpers	Disabled Vehicles	Medical Emergencies
Centre Bridge Stockton	184	0	0	0	0	0
Lumberville RavenRock	138	0	0	0	0	0
Uhlersown Frenchtown	80	2	0	0	0	0
Upper Black Eddy Milford	65	0	0	0	0	0
Riegelsville	130	1	0	0	0	0
Northampton St.	158	4	0	0	2	0
Riverton Belvidere	80	1	1	0	1	0
Portland Columbia	0	0	0	0	0	0
Totals	2258	17	6	0	14	1

DELAWARE RIVER JOINT TOLL BRIDGE COMMISSION

MONTHLY ACTIVITY SERVICES RENDERED REPORT

BRIDGE Riverton-Belvidere

MONTH March

YEAR 2026

ACTIVITY/SERVICE	WEEK OF 1-Mar	WEEK OF 8-Mar	WEEK OF 15-Mar	WEEK OF 22-Mar	WEEK OF 29-Mar	TOTAL
Hours Worked	168	168	168	168	176	848
Patrols	70	69	66	73	76	354
Overweight Crossings	0	0	0	1	0	1
Overweights Refused	28	28	32	33	36	157
Pass Through	10	11	11	15	12	59
Disabled Vehicles	0	0	1	0	0	1
Accidents	0	0	0	1	0	1
Police Requests	2	4	8	1	4	19
Fire Dept. Requests	0	0	0	0	0	0
EMS / First Aid Requests	0	0	0	0	0	0
Traffic Control	0	3	7	0	11	21
Jumpers / Code 100	4	0	0	0	0	4
Public Interactions	29	30	62	24	54	199
Bicycle Warnings	0	0	3	0	0	3
Other	14	13	14	14	15	70

NOTES:

DELAWARE RIVER JOINT TOLL BRIDGE COMMISSION

MONTHLY ACTIVITY SERVICES RENDERED REPORT

BRIDGE Northampton Street

MONTH March

YEAR 2026

ACTIVITY/SERVICE	WEEK OF 1-Mar	WEEK OF 8-Mar	WEEK OF 15-Mar	WEEK OF 22-Mar	WEEK OF 29-Mar	TOTAL
Hours Worked	336	336	336	344	368	1720
Patrols	131	154	154	161	152	752
Overweight Crossings	0	0	1	2	1	4
Overweights Refused	121	125	136	119	124	625
Pass Through	6	7	13	10	8	44
Disabled Vehicles	1	0	1	0	0	2
Accidents	1	0	0	0	0	1
Police Requests	3	1	0	1	2	7
Fire Dept. Requests	0	0	0	0	0	0
EMS / First Aid Requests	1	0	0	0	0	1
Traffic Control	5	1	0	13	1	20
Jumpers / Code 100	0	0	0	0	0	0
Public Interactions	78	97	113	96	98	482
Bicycle Warnings	8	3	11	11	9	42
Other	21	23	21	16	22	103

NOTES:

DELAWARE RIVER JOINT TOLL BRIDGE COMMISSION

MONTHLY ACTIVITY SERVICES RENDERED REPORT

BRIDGE Riegelsville

MONTH March

YEAR 2026

ACTIVITY/SERVICE	WEEK OF 1-Mar	WEEK OF 8-Mar	WEEK OF 15-Mar	WEEK OF 22-Mar	WEEK OF 29-Mar	TOTAL
Hours Worked	336	336	336	344	376	1728
Patrols	131	12	161	159	171	634
Overweight Crossings	0	0	1	0	0	1
Overweights Refused	43	41	51	60	62	257
Pass Through	1	1	3	3	0	8
Disabled Vehicles	0	0	0	0	0	0
Accidents	0	0	0	0	0	0
Police Requests	0	0	0	0	1	1
Fire Dept. Requests	0	0	0	0	0	0
EMS / First Aid Requests	0	0	0	0	0	0
Traffic Control	0	5	16	18	5	44
Jumpers / Code 100	0	0	0	0	0	0
Public Interactions	23	32	49	64	81	249
Bicycle Warnings	0	0	2	2	1	5
Other	25	28	14	26	28	121

NOTES:

DELAWARE RIVER JOINT TOLL BRIDGE COMMISSION

MONTHLY ACTIVITY SERVICES RENDERED REPORT

BRIDGE Upper Black Eddy-Milford

MONTH March

YEAR 2026

ACTIVITY/SERVICE	WEEK OF 1-Mar	WEEK OF 8-Mar	WEEK OF 15-Mar	WEEK OF 22-Mar	WEEK OF 29-Mar	TOTAL
Hours Worked	84	84	108	92	108	476
Patrols	32	37	50	38	47	204
Overweight Crossings	0	0	0	0	0	0
Overweights Refused	0	0	0	0	0	0
Pass Through	0	0	0	0	0	0
Disabled Vehicles	0	0	0	0	0	0
Accidents	0	0	0	0	0	0
Police Requests	0	0	0	0	0	0
Fire Dept. Requests	0	0	0	0	0	0
EMS / First Aid Requests	0	0	0	0	0	0
Traffic Control	0	0	0	0	0	0
Jumpers / Code 100	0	0	0	0	0	0
Public Interactions	29	21	46	22	32	150
Bicycle Warnings	0	0	2	5	3	10
Other	8	6	9	6	8	37

NOTES:

DELAWARE RIVER JOINT TOLL BRIDGE COMMISSION

MONTHLY ACTIVITY SERVICES RENDERED REPORT

BRIDGE Uhlerstown-Frenchtown

MONTH March

YEAR 2026

ACTIVITY/SERVICE	WEEK OF 1-Mar	WEEK OF 8-Mar	WEEK OF 15-Mar	WEEK OF 22-Mar	WEEK OF 29-Mar	TOTAL
Hours Worked	168	168	168	168	210	882
Patrols	59	80	83	81	94	397
Overweight Crossings	0	2	0	0	0	2
Overweights Refused	38	89	68	32	117	344
Pass Through	21	34	34	35	51	175
Disabled Vehicles	0	0	0	0	0	0
Accidents	0	0	0	0	0	0
Police Requests	0	0	0	0	0	0
Fire Dept. Requests	0	0	0	0	0	0
EMS / First Aid Requests	0	0	0	0	0	0
Traffic Control	7	2	0	0	24	33
Jumpers / Code 100	0	0	0	0	0	0
Public Interactions	27	22	26	37	60	172
Bicycle Warnings	3	0	0	5	3	11
Other	8	4	8	4	10	34

NOTES:

DELAWARE RIVER JOINT TOLL BRIDGE COMMISSION

MONTHLY ACTIVITY SERVICES RENDERED REPORT

BRIDGE Portland-Columbia Pedestrian

MONTH March

YEAR 2026

ACTIVITY/SERVICE	WEEK OF 7-Mar	WEEK OF 14-Mar	WEEK OF 21-Mar	WEEK OF 28-Mar	TOTAL
Hours Worked					0
Patrols					0
Overweight Crossings					0
Overweights Refused					0
Pass Through					0
Disabled Vehicles					0
Accidents					0
Police Requests					0
Fire Dept. Requests					0
EMS / First Aid Requests					0
Traffic Control					0
Jumpers / Code 100					0
Public Interactions					0
Bicycle Warnings					0
Other					0

NOTES:

DELAWARE RIVER JOINT TOLL BRIDGE COMMISSION

MONTHLY ACTIVITY SERVICES RENDERED REPORT

BRIDGE Centre-Bridge Stockton

MONTH March

YEAR 2026

ACTIVITY/SERVICE	WEEK OF 7-Mar	WEEK OF 14-Mar	WEEK OF 21-Mar	WEEK OF 31-Mar	TOTAL
Hours Worked	108	108	132	132	480
Patrols	46	50	57	56	209
Overweight Crossings	0	0	0	0	0
Overweights Refused	14	13	20	21	68
Pass Through	0	4	3	3	10
Disabled Vehicles	0	0	0	0	0
Accidents	0	0	0	0	0
Police Requests	0	0	0	0	0
Fire Dept. Requests	0	0	0	0	0
EMS / First Aid Requests	0	0	0	0	0
Traffic Control	17	10	15	16	58
Jumpers / Code 100	0	0	0	0	0
Public Interactions	32	59	129	121	341
Bicycle Warnings	1	6	16	15	38
Other	0	0	0	0	0

NOTES:

DELAWARE RIVER JOINT TOLL BRIDGE COMMISSION

MONTHLY ACTIVITY SERVICES RENDERED REPORT

BRIDGE New Hope - Lambertville

MONTH March

YEAR 2026

ACTIVITY/SERVICE	WEEK OF 7-Mar	WEEK OF 14-Mar	WEEK OF 21-Mar	WEEK OF 31-Mar	TOTAL
Hours Worked	324	336	336	336	1332
Patrols	103	114	110	111	438
Overweight Crossings	0	1	0	0	1
Overweights Refused	9	37	55	56	157
Pass Through	3	1	5	4	13
Disabled Vehicles	0	0	0	0	0
Accidents	0	0	0	0	0
Police Requests	0	1	0	0	1
Fire Dept. Requests	0	0	0	0	0
EMS / First Aid Requests	0	0	0	0	0
Traffic Control	7	13	43	41	104
Jumpers / Code 100	0	0	0	0	0
Public Interactions	256	417	299	291	1263
Bicycle Warnings	3	7	15	16	41
Other	0	0	0	0	0

NOTES:

DELAWARE RIVER JOINT TOLL BRIDGE COMMISSION

MONTHLY ACTIVITY SERVICES RENDERED REPORT

BRIDGE Washington Crossing

MONTH March

.YEAR 2026

ACTIVITY/SERVICE	WEEK OF 7-Mar	WEEK OF 14-Mar	WEEK OF 21-Mar	WEEK OF 31-Mar	TOTAL
Hours Worked	162	156	168	168	654
Patrols	35	30	50	52	167
Overweight Crossings	1	0	1	0	2
Overweights Refused	14	26	33	33	106
Pass Through	0	3	1	2	6
Disabled Vehicles	0	0	0	0	0
Accidents	1	0	1	0	2
Police Requests	0	0	2	0	2
Fire Dept. Requests	0	0	0	0	0
EMS / First Aid Requests	0	0	0	0	0
Traffic Control	10	34	32	32	108
Jumpers / Code 100	0	0	0	0	0
Public Interactions	9	43	16	18	86
Bicycle Warnings	0	6	0	0	6
Other	0	0	0	0	0

NOTES:

DELAWARE RIVER JOINT TOLL BRIDGE COMMISSION

MONTHLY ACTIVITY SERVICES RENDERED REPORT

BRIDGE Calhoun Street

MONTH March

YEAR 2026

ACTIVITY/SERVICE	WEEK OF 7-Mar	WEEK OF 14-Mar	WEEK OF 21-Mar	WEEK OF 31-Mar	TOTAL
Hours Worked	264	308	314	336	1222
Patrols	60	70	69	73	272
Overweight Crossings	0	2	1	0	3
Overweights Refused	12	35	15	18	80
Pass Through	1	1	1	1	4
Disabled Vehicles	0	0	1	0	1
Accidents	0	0	1	0	1
Police Requests	0	0	2	0	2
Fire Dept. Requests	0	0	0	0	0
EMS / First Aid Requests	0	0	1	0	1
Traffic Control	0	20	9	13	42
Jumpers / Code 100	0	0	0	0	0
Public Interactions	0	31	19	18	68
Bicycle Warnings	1	11	14	16	42
Other	0	0	0	0	0

NOTES:

DELAWARE RIVER JOINT TOLL BRIDGE COMMISSION

MONTHLY ACTIVITY SERVICES RENDERED REPORT

BRIDGE Lower Trenton

MONTH March

YEAR 2026

ACTIVITY/SERVICE	WEEK OF 7-Mar	WEEK OF 14-Mar	WEEK OF 21-Mar	WEEK OF 31-Mar	TOTAL
Hours Worked	180	168	156	168	672
Patrols	113	99	108	102	422
Overweight Crossings	0	0	0	0	0
Overweights Refused	68	54	16	47	185
Pass Through	5	0	7	8	20
Disabled Vehicles	1	0	1	0	2
Accidents	1	1		1	3
Police Requests	1	0	0	0	1
Fire Dept. Requests	0	0	0	0	0
EMS / First Aid Requests	1	0	0	0	1
Traffic Control	1	0	0	0	1
Jumpers / Code 100	0	0	0	0	0
Public Interactions	18	13	1	15	47
Bicycle Warnings	5	3	0	3	11
Other	0	0	0	0	0

NOTES:

DELAWARE RIVER JOINT TOLL BRIDGE COMMISSION

MONTHLY ACTIVITY SERVICES RENDERED REPORT

BRIDGE Lumberville - Raven Rock

MONTH March

YEAR 2026

ACTIVITY/SERVICE	WEEK OF 7-Mar	WEEK OF 14-Mar	WEEK OF 21-Mar	WEEK OF 31-Mar	TOTAL
Hours Worked	0	0	0	0	0
Patrols	24	35	42	37	138
Overweight Crossings	0	0	0	0	0
Overweights Refused	0	0	0	0	0
Pass Through	0	0	0	0	0
Disabled Vehicles	0	0	0	0	0
Accidents	0	0	0	0	0
Police Requests	0	0	0	0	0
Fire Dept. Requests	0	0	0	0	0
EMS / First Aid Requests	0	0	0	0	0
Traffic Control	0	0	0	0	0
Jumpers / Code 100	0	0	0	0	0
Public Interactions	0	0	0	0	0
Bicycle Warnings	0	0	0	0	0
Other	0	0	0	0	0

NOTES:

DELAWARE RIVER JOINT TOLL BRIDGE COMMISSION

Meeting of April 27, 2026

**OPERATIONS INDEX
FOR
MAINTENANCE & FLEET**

SUBJECT	DESCRIPTION	PAGE NUMBER
Maintenance & Fleet	Status Reports Month of March 2026	1

DELAWARE RIVER JOINT TOLL BRIDGE COMMISSION
Meeting of April 27, 2026

Maintenance & Fleet

MAINTENANCE MARCH 2026

Trenton-Morrisville/Southern Region Maintenance Center

Place 4 parking signs at Calhoun pa
Rest heater at LT shelter
Had crash truck up in lane 5 for trans core
Had walkthrough of TM maint building
Replaced down sign from wind storm
Painted graffiti in Trenton inc # 2026-00000488
Replaced batteries in smoke detector at Calhoun
Graffiti on Calhoun
Repaired boards on Calhoun
Fixed sink traps at LT and Cal shelters
Started on mower maint
Fixed LT sign
Fixed 2 pot hole on LT NJ
Put up tag out lock out lock kit
Fixed sign in lane 3 on toll booth

Scudder Falls

Swept 295 Bridge multiple times
Graffiti off property by our foot walk was removed
Installed a cord protector in the SF Training Room
Install Ramp Marking Signs
Installed Red Strips to all Yield and Stop Signs
Straighten all signs from winter snowstorm damage
Replaced all damaged signs from snowstorm damage
Started to repair SF foot walk concrete for engineering

New Hope/Lambertville

Cabled CBS, WC, CS, NHLTSB and installed scaffold under CBS, NHLTSB and WC in preparation for TSB inspections. LH MW Carr and EP MW Delserro assisted NHL Maint. Assisted with TSB inspection at CBSTSB.
Assisted with TSB inspection at WCTSB.
Assisted Trans Core with toll testing at NHL.
Patched potholes at NHL.

New Hope-Lambertville (continued)

Formed and poured a concrete pad and installed a bollard for a transformer to run AC #3 at NHL.

Repaired two leaking toilets in the woman's rooms at NHL.

Used our drain cleaner to unclog the drain in the woman's locker room at NHL.

Removed the Pick and cables from CBS.

Assisted TM Maintenance with repairs to LT sign.

I-78

Replaced two batteries in cone truck

Replaced both pump grinders at pump station

Repaired sinking Inlet on ramp B

Closed right lane on river bridge for light repair and drain cleaning

Started sewer jetting drains in PA

Repairing signs on highway

Serviced tar buggy

Repaired lane blade on patrol truck

Serviced multiple BP cars

Started prepping WC for mulch and fertilizer

Easton-Phillipsburg

Pothole crack tar sealing on 22 and off ramps

Painting all offices on 3rd floor of EP Admin building

Replaced sections of wiring on route 22 roadway

Repaired headache bars @ Belvidere NJ incident 2026-00000582

Replaced truck batteries in F350 and Utility Truck

In process of rigging all toll supported bridges for inspections

Replaced microwave and NP and admin building

Painted lunchroom 3rd floor admin building

Replaced CO detectors (faulty smoke / CO detectors) NP and RB

Replaced anti glare shields and moved barriers on route 22

Portland-Columbia

Diagnose bridge master no starting issue

Repair 2 downed signs in PA on Ramp C and eastbound approach

Repair large sign in NJ ramp I

Clean and repaired yards from winter

Repair curbing on bridge street entrance to storage on hill

Provided crash truck for AET Preliminary Design with RK&K engineering
Portland-Columbia (continued)

Install Motorola radio in JD 444 loader
Clean garages and set up for operations meeting
Dig up electrical quazite box, repair and reset in NJ on Locust Street
Backfill heating tank in yard from Superheat repairs
Replace rusted fittings and transmission lines on Ram 5500
Scrape clean and repaint front grill on JD backhoe
Clean out storage area scrape and repaint floor

Delaware Water Gap

Installed heat cable in two gutters and down spouts
Repaired wireless arrow board controller
Replaced seals and bearings on front hub of x748
Repaired latch on EZPASS customer service door
Cleaned all tile walls in building
Completed 6-month service on none highway maintenance equipment
Patched several potholes on rt 80
Painted maint kitchen
Detailed and cleaned plaque on admin building
Cut up 2 fallen trees
Crack sealed ORT lane
Painted DRMS office
Swept roadways
Degreased toll lanes

Milford-Montague

Incident # 2026-00000481 spot salting event
Storms # 2026-13
Received final delivery of 100 tons of salt – salt shed is full.
Performed toll plaza lane closure for C-770A-6 Hard AET Preliminary Design Field Survey
Picked up used salt spreader from LH for MM Mack replacement and brine storage tank from NHL.
Borrowed DWG Mack while MM Mack is in for repair at trans edge.
Took MM Mack to Trans Edge for diagnostic and repair – completed.
Met with DRJTBC engineering and consultant for C-788A-4 MMTB Structural Analysis and Repairs site visit and walk through.
Detailed and put coat of wax on Ford Edge pool vehicle.
Installed raised stone pad for brine storage tank, installed tank, and plumbed in.
Cleaned up multiple downed trees and large limbs around the property.

Replaced water pump with belt/tensioner on MM crew cab.

Milford-Montague (continued)

Repaired eroded banks with stone on NJ side behind big guide rail.

Performed tune up on BP-8 due to engine misfire.

Swept roadways with street sweeper.

Received and installed new washer/drier for maintenance garage.

MM maintenance worker attended CDL theory class in Somerset.

FLEET MARCH 2026

Highlights

- Onboarding and training began of new Fleet Supervisor R. Dietz in lieu of R. Geronemo's retirement
- Annual ANSI inspection performed on Under Bridge Inspection Unit.
- All new assets accounted for in Maximo with appropriate registration and insurance as required.
- PO issued for LH facility previously approved replacement Ventrac steep incline mower.
- PO issued for I78 facility previously approved replacement Ferris zero turn mower.
- PO issued for ESS departments' Van with articulating boom/ bucket vehicle.
- PO issued for Energreen Unit with boom and flail cutter head for central region. ETA is early July.
- Demo conducted at LH facility for undercarriage desalting technology.

Repairs

- **I78-** Cable ordered for F250 lighting.
- **SF-** 2018 vehicle mirror replaced.
- **I78** – Patrol vehicle replaced all spark plugs in house.
- **NHL-** BP vehicles had new tires installed in house.
- **I78-** Laneblade repair completed at dealer. Control module issues.
- **I78-** Laneblade repair of hydraulic hose assembly. In-house repair.
- **MM-** 2018 Mack truck- fuel injection system issue. Performed by Mack dealer.

Miscellaneous Items

- Recalls received and forwarded to RMS to schedule and complete.
- Registration renewals submitted as needed. DMV has multiple vehicles in backlog regarding registrations. Fleet is in communication with NJ DMV weekly regarding the outstanding overdue items.
- Added new vehicles/ equipment to Fleet insurance as needed.
- Supplied accounting with new asset spread sheets.

Totals for all March Storms 2026

	MM	DWG	PC	EP	I-78	NHL	TM / SF	Totals
Salt	18 Tons	8 Tons	1 Ton	2 Tons	4 Tons	0	0	33 Tons
Mag Chloride	100 Gal.	15 Gal.	0	0	0	0	0	25 Gal.
Safety Step	14 Bags	1 Bag	6 Bags	0	0	0	0	21 Bags
Brine	200 Gal.	0	0	0	0	0	0	200 Gal.
Fuel	40 Gal.	16 Gal.	10 Gal.	8 Gal.	10 Gal.	0	0	84 Gal.
OT	5.5 Hrs.	6 Hrs.	3.5	10.5 Hrs.	.6 Hrs.	4 Hrs.	0	30.1 Hrs.
# of events	2	1	1	1	1	1	0	

NR: Equipment Breakdowns

None

CR: Equipment Breakdowns

None

SR: Equipment Breakdowns

None

Totals for 2025 - 2026 Storms (December through March)

	MM	DWG	PC	EP	I-78	NHL	TM / SF	Totals
Salt	360 Tons	735 Tons	486 Tons	538 Tons	804 Tons	1154 Tons	853 Tons/1142 Tons	6,072 Tons
Mag Chloride	1915 Gal.	1635 Gal.	1745 Gal.	0	895 Gal.	3,229 Gal.	0 / 450 Gal.	9,869 Gal.
Safety Step	160 Bags	87 Bags	135 Bags	583 Bags	86 Bags	303 Bags	357 Bags/440 Bags	2,151 Bags
Brine	900 Gal.	1975 Gal.	1300 Gal.	1282 Gal.	7500 Gal.	895 Gal.	2,250 Gal./3,100 Gal.	19,202 Gal.
Fuel	824 Gal.	1728 Gal.	1038 Gal.	1218 Gal.	1627 Gal.	1682 Gal.	2,004 Gal. /2,760 Gal.	12,881 Gal.
OT	628 Hrs.	1042 Hrs.	635 Hrs.	1157 Hrs.	990 Hrs.	1,053 Hrs.	1689 Hrs.	7,194 Hrs.
# of events	22	22	21	17	17	16	15	

DELAWARE RIVER JOINT TOLL BRIDGE COMMISSION

Meeting of MARCH 2026

USE OF FACILITIES REQUEST REPORT

MONTH OF MARCH 2026

SUBJECT	DESCRIPTION	PAGE NUMBER
Use of Facilities	Use of Facilities Request-Month of March 2026	1

DELAWARE RIVER JOINT TOLL BRIDGE COMMISSION

Meeting of MARCH 2026

PROPERTY REPORT

Use of Commission Facilities

Facility	Organization	Date/Time	Description of Use
New Hope Lambertville	Indivisible Lambertville New Hope	March 28, 2026 ; 10:30am-11:30am	No Kings Event – Walking over the TSB