

DELAWARE RIVER
JOINT TOLL BRIDGE COMMISSION
MINUTES
MEETING OF NOVEMBER 21, 2022

DELAWARE RIVER JOINT TOLL BRIDGE COMMISSION

MEMBERS OF THE COMMISSION

NEW JERSEY

HONORABLE ALADAR KOMJATHY
Chairman

HONORABLE MICHAEL B. LAVERY

HONORABLE GARRETT LEONARD VAN VLIET

HONORABLE LORI CIESLA

HONORABLE YUKI MOORE LAURENTI
Treasurer

PENNSYLVANIA

HONORABLE PAMELA JANVEY
Vice Chair

HONORABLE DANIELLA DE LEON

HONORABLE ISMAIL A. SHAHID

HONORABLE DANIEL GRACE
Secretary

HONORABLE JOHN D. CHRISTY

DELAWARE RIVER JOINT TOLL BRIDGE COMMISSION

STANDING COMMITTEES

FINANCE, INSURANCE MANAGEMENT AND OPERATIONS

PENNSYLVANIA: Janvey, Shahid*

NEW JERSEY: Ciesla, Komjathy

PROJECTS, PROPERTY AND EQUIPMENT

PENNSYLVANIA: Christy, De Leon

NEW JERSEY: Lavery*, VanVliet

PROFESSIONAL SERVICES

PENNSYLVANIA: Christy, Janvey*

NEW JERSEY: Komjathy, VanVliet

PERSONNEL

PENNSYLVANIA: De Leon, Grace

NEW JERSEY: Laurenti, Komjathy*

AUDIT COMMITTEE

PENNSYLVANIA: Janvey, Shahid*

NEW JERSEY: Laurenti, Lavery

ADMINISTRATIVE COMMITTEE

PENNSYLVANIA: Grace, Shahid

NEW JERSEY: Ciesla, Laurenti*

Chairman and Vice Chair are Ex-Officio of All Committees

*Chairperson of Committee

DELAWARE RIVER JOINT TOLL BRIDGE COMMISSION
RECAPITULATION OF COMMITTEE MEMBERSHIP

Lavery	(1)	Projects, Property and Equipment (Chairperson)
	(2)	Audit Committee
Laurenti	(1)	Personnel
	(2)	Audit Committee
	(3)	Administrative Committee (Chairperson)
VanVliet	(1)	Projects, Property and Equipment
	(2)	Professional Services
Ciesla	(1)	Finance, Insurance Management Operations
	(2)	Administrative Committee
Komjathy	(1)	Ex-Officio of all Committees
	(2)	Finance, Insurance Management Operations
	(3)	Professional Services
	(4)	Personnel (Chairperson)
Janvey	(1)	Ex-Officio of all Committees
	(2)	Finance, Insurance Management and Operations
	(3)	Audit Committee
	(4)	Professional Services (Chairperson)
Grace	(1)	Administrative Committee
	(2)	Personnel Committee
Christy	(1)	Projects, Property and Equipment
	(2)	Professional Services
De Leon	(1)	Projects, Property and Equipment
	(2)	Personnel
Shahid	(1)	Finance, Insurance Management Operations (Chairperson)
	(2)	Audit Committee (Chairperson)
	(3)	Administrative Committee

DELAWARE RIVER JOINT TOLL BRIDGE COMMISSION

PROFESSIONAL ASSOCIATES

CONSULTING ENGINEERS

PICKERING, CORTS & SUMMERSON, INC.
Newtown, Pennsylvania

LEGAL COUNSEL

ARCHER
Philadelphia, Pennsylvania

FLORIO, PERRUCCI, STEINHARDT & CAPPELLI
Phillipsburg, New Jersey

LABOR COUNSEL

STRADLEY, RONON
Philadelphia, Pennsylvania

CHISEA, SHAHINIAN & GIANTOMASI
West Orange, New Jersey

AUDITOR

MERCADIEN, P.C.
Hamilton, New Jersey

FINANCIAL ADVISOR

ACACIA FINANCIAL GROUP
Mt. Laurel, New Jersey

COMMUNICATIONS CONSULTANT

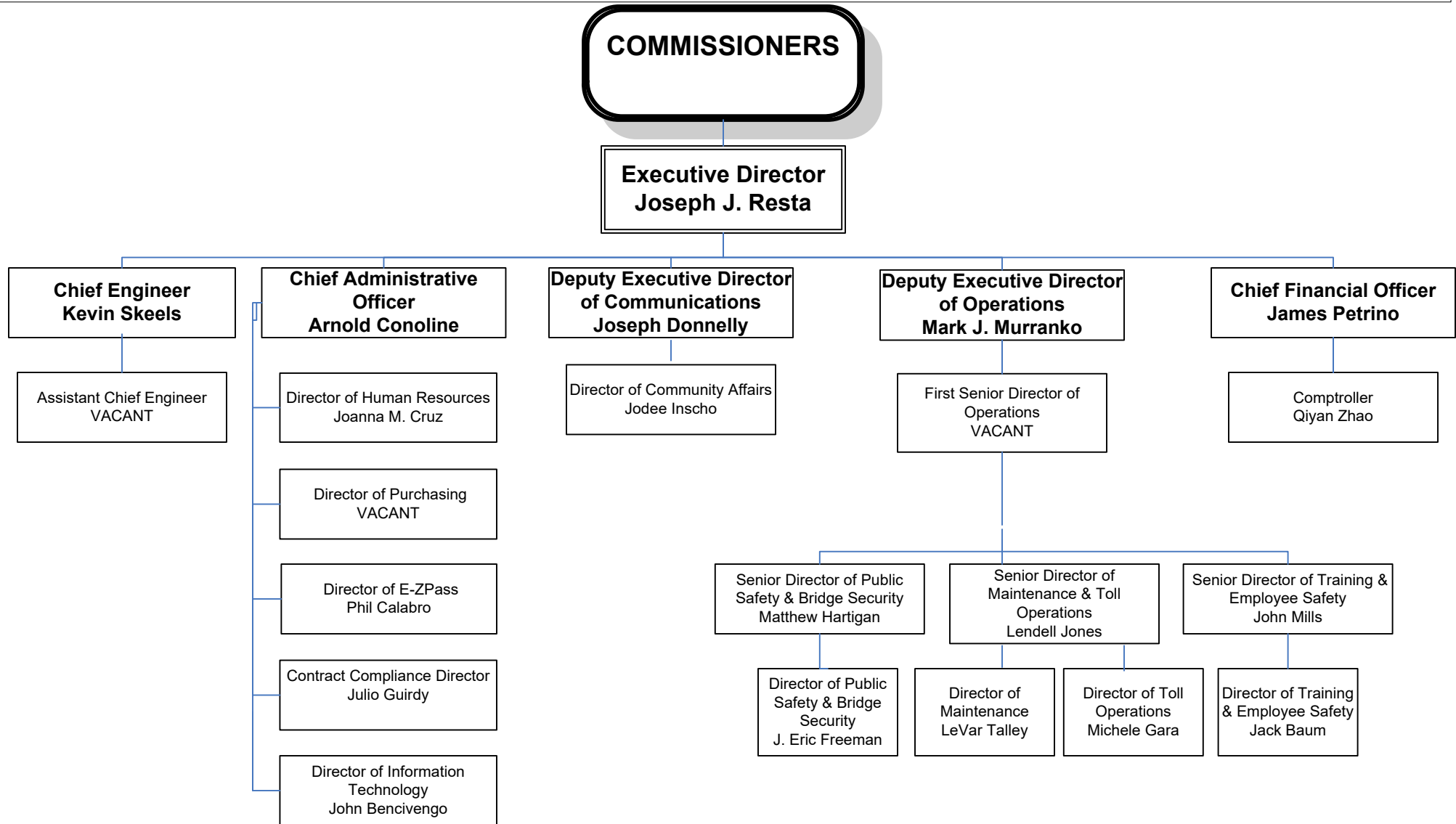
BELLVUE COMMUNICATIONS
Philadelphia, Pennsylvania

INVESTMENT ADVISOR

STONERIDGE PMG ADVISORS, LLC
Radnor, Pennsylvania

DELAWARE RIVER JOINT TOLL BRIDGE COMMISSION

ORGANIZATION CHART



DELAWARE RIVER JOINT TOLL BRIDGE COMMISSION

Meeting of November 21, 2022

INDEX TO MINUTES

	PAGE
1. Call to Order	1
2. Appearances.....	1 - 2
3. Roll Call.....	2
4. Welcome Remarks of the Executive Director	2
5. Introduction of Comments from the Public	2
6. Executive Directors Report	2 - 3
7. Approval of Minutes for Commission Meeting Held October 31, 2022	3
8. Approval of Operations Report Month of October 2022	3 - 4
9. Approval of the Committee Meeting Schedule for 2023	4 - 5
10. Approval of the Regular Monthly Commission Meeting Schedule for 2023	5
11. Life Insurance/ADD, LTD and FMLA Renewal, Plan Years January 1, 2023 Through December 31, 2024, for Active Employees.....	5 - 6
12. Life Insurance plan Years January 1, 2023 Through December 31, 2024 for Retirees.....	6 - 7
13. Renewal of Underground Storage Tank Insurance Policy.....	7 - 8
14. Appointment of Steven J. Burke to Assistant Chief Engineer	8 - 9
15. Approval for Payment of Invoices Chiesa, Shahinian & Giantomasi, NJ Labor Counsel.....	9 - 10

DELAWARE RIVER JOINT TOLL BRIDGE COMMISSION

Meeting of November 21, 2022

16.	Approval for Payment of Invoices Florio, Perrucci, Steinhardt, and Cappelli, NJ Legal Counsel.....	10
17.	Approval for Payment of Invoices Stradley Ronon, Pa Labor Counsel.....	10 - 11
18.	Invite any Comments from the Public	11
19.	Scheduling of the December 19, 2022 Meeting.....	11
20.	Adjournment	12
21.	2023 Committee & Commission Meeting Dates	A1 – A2

DELAWARE RIVER JOINT TOLL BRIDGE COMMISSION

Meeting of November 21, 2022

CALL TO ORDER

The Regular Monthly Meeting of the Delaware River Joint Toll Bridge Commission was called to Order at the Scudder Falls Administration Building via Microsoft Teams and in person on Monday, November 21, 2022 at 10:34 a.m. pursuant to notice properly forwarded to each member in compliance with the by-laws. Joseph J. Resta, Executive Director presided at this meeting.

APPEARANCES:

COMMISSION MEMBERS:

Hon. Aladar Komjathy (New Jersey)
Hon. Pamela Janvey (Pennsylvania)
Hon. Yuki Moore Laurenti (New Jersey)
Hon. Daniel Grace (Pennsylvania)
Hon. Michael Lavery (New Jersey)
Hon. John Christy (Pennsylvania)
Hon. Garrett Van Vliet (New Jersey)
Hon. Ismail Shahid (Pennsylvania)
Hon. Lori Ciesla (New Jersey)
Hon. Daniella De Leon (Pennsylvania)

COMMISSION MEMBERS ABSENT:

COMMISSION COUNSEL:

Jonathan Bloom, Stradley Ronon, Pennsylvania
Shelley Smith, Archer Law, Pennsylvania
Seth Tipton, Florio Perrucci, Steinhardt & Cappelli, New Jersey

GOVERNORS REPRESENTATIVES:

Dorian Smith, NJ Governor's Office

COMMISSION STAFF MEMBERS:

Joseph Resta, Executive Director
Kevin Skeels, Chief Engineer
Arnold Conoline, Chief Administrative Officer
Joseph Donnelly, Deputy Executive Director of Communications
Qiyang Zhao, Comptroller

DELAWARE RIVER JOINT TOLL BRIDGE COMMISSION

Meeting of November 21, 2022

Mark Murranko, Deputy Executive Director of Operations
Charles Stracciolini, Program Manager of Technology
Joanna Cruz, Human Resources Director
Jodee Inscho, Director of Community Affairs
Heather McConnell, Administrative Generalist Executive Office
James Palitto, Insurance Manager

PROFESSIONAL ASSOCIATES:

Alex Styer, Bellevue Associates

OTHERS:

ROLL CALL

Joseph Resta, Executive Director, in his capacity as Secretary for this Meeting called the roll, and at the conclusion thereof, reported that there was a quorum present-there being four members present from the Commonwealth of Pennsylvania and five members present from the State of New Jersey.

WELCOMING REMARKS OF THE EXECUTIVE DIRECTOR

Executive Director Resta welcomed those persons whose identities are set forth hereinabove under "Appearances".

INTRODUCE ANY COMMENTS FROM THE PUBLIC

Executive Director Resta addressed the meeting and invited any comments from the public on items pertaining to today's Agenda. No questions were presented.

EXECUTIVE DIRECTORS REPORT

Joseph Resta, Executive Director, addressed the meeting and said;

Good morning Commissioners, today's agenda contains a portion of the benefits package that we provide for our active employees and retirees. Resolutions regarding life insurance/ADD, long-term disability and FMLA support for active employees; and life insurance for retirees are up for your consideration today so we ask for your support. Our Chief Engineer, Kevin Skeels, was promoted to his position earlier in 2022, so for your consideration today is a resolution to fill the vacancy of Assistant Chief Engineer. Providing our Chief Engineer with the support he needs to carry out our capital program in the fulfillment of a large part of the Commission's mission is vital to the success of the Engineering Department, for this, we ask you for your support today. On behalf of myself, and all staff at the Commission, we thank the Board of Commissioners for their time and attention in the review of our draft operating and capital

DELAWARE RIVER JOINT TOLL BRIDGE COMMISSION

Meeting of November 21, 2022

budgets, to be presented for approval at our December meeting. These budgets, and our business insurance policies will be the primary focus of the year-end meeting in preparation for fiscal 2023, but the public service provided by our unpaid Commissioners, especially at this time of year, is the foundation that supports all that we do. So, as we enter the week of Thanksgiving, we give thanks to all that the Commission has accomplished, and its resilience through some difficult times. Happy Thanksgiving, safe travels.

Thank you, Commissioners, this concludes my comments for today.

APPROVAL OF MINUTES FOR COMMISSION MEETING HELD OCTOBER 31, 2022

R: 4612-11-22-ADM-01-11-22

Executive Director Resta addressed the meeting and requested the adoption of a Resolution approving the Minutes of the Commission Meeting held October 31, 2022.

At the conclusion of the review, Vice Chair Janvey moved and Chairman Komjathy seconded the adoption of the following Resolution:

"RESOLVED, by the Delaware River Joint Toll Bridge Commission at its Regular Meeting assembled this 21st day of November 2022 that the Minutes of the Commission Meeting held on October 31, 2022 be adopted and the same hereby are approved."

Executive Director Resta was requested to conduct a Roll Call Vote.

<u>NEW JERSEY</u>	<u>Yes</u>	<u>No</u>	<u>Abstain</u>	<u>PENNSYLVANIA</u>	<u>Yes</u>	<u>No</u>	<u>Abstain</u>
Ms. Ciesla	X			Ms. De Leon	X		
Mr. Van Vliet	X			Mr. Shahid	X		
Mr. Lavery	X			Mr. Christy	X		
Ms. Laurenti	X			Mr. Grace	X		
Mr. Komjathy	X			Ms. Janvey	X		

Secretary's note, Commissioner De Leon joined the meeting at 10:40 a.m.

Executive Director Resta reported that there were five affirmative votes from New Jersey, and five affirmative votes from Pennsylvania.

Executive Director Resta then invited any further questions on the Resolution. No further questions were presented, and the Resolution was unanimously adopted.

APPROVAL OF OPERATIONS REPORT-MONTH OF OCTOBER 2022

R: 4613-11-22-ADM-02-11-22

Executive Director Resta addressed the meeting and asked if there were any questions on any of the reports contained in the "Operations Report".

DELAWARE RIVER JOINT TOLL BRIDGE COMMISSION

Meeting of November 21, 2022

At the conclusion of the review, Commissioner Van Vliet moved and Commissioner Shahid seconded the adoption of the following Resolution:

“RESOLVED, by the Delaware River Joint Toll Bridge Commission at its Regular Meeting assembled this 21st day of November 2022 that the Operations Report, which reflects Commission activity for the month of October 2022 are hereby approved.”

Executive Director Resta was requested to conduct a Roll Call Vote.

<u>NEW JERSEY</u>	<u>Yes</u>	<u>No</u>	<u>Abstain</u>	<u>PENNSYLVANIA</u>	<u>Yes</u>	<u>No</u>	<u>Abstain</u>
Ms. Ciesla	X			Ms. De Leon	X		
Mr. Van Vliet	X			Mr. Shahid	X		
Mr. Lavery	X			Mr. Christy	X		
Ms. Laurenti	X			Mr. Grace	X		
Mr. Komjathy	X			Ms. Janvey	X		

Executive Director Resta reported that there were five affirmative votes from New Jersey, and five affirmative votes from Pennsylvania.

Executive Director Resta then invited any further questions on the Resolution. No further questions were presented, and the Resolution was unanimously adopted.

APPROVAL OF THE COMMITTEE MEETING SCHEDULE FOR 2023

R: 4614-11-22- ADM-03-11-22

Executive Director Resta addressed the Meeting and asked the Commission Members if, after their review, there were any questions.

At the conclusion of the review, Commissioner Grace moved and Commissioner Ciesla seconded the adoption of the following Resolution:

“RESOLVED: by the Delaware River Joint Toll Bridge Commission at its Regular Meeting assembled this 21st day of November 2022, that the Committee Meeting Schedule for 2023, be adopted and the same are hereby approved.”

Executive Director Resta was requested to conduct a Roll Call Vote.

<u>NEW JERSEY</u>	<u>Yes</u>	<u>No</u>	<u>Abstain</u>	<u>PENNSYLVANIA</u>	<u>Yes</u>	<u>No</u>	<u>Abstain</u>
Ms. Ciesla	X			Ms. De Leon	X		
Mr. Van Vliet	X			Mr. Shahid	X		
Mr. Lavery	X			Mr. Christy	X		
Ms. Laurenti	X			Mr. Grace	X		
Mr. Komjathy	X			Ms. Janvey	X		

DELAWARE RIVER JOINT TOLL BRIDGE COMMISSION

Meeting of November 21, 2022

Executive Director Resta reported that there were five affirmative votes from New Jersey, and five affirmative votes from Pennsylvania

Executive Director Resta then invited any further questions on the Resolution. No further questions were presented, and the Resolution was unanimously adopted.

APPROVAL OF THE REGULAR MONTHLY COMMISSION MEETING SCHEDULE FOR 2023

R: 4615-11-22- ADM-04-11-22

Executive Director Resta addressed the Meeting and asked the Commission Members if, after their review, there were any questions.

At the conclusion of the review, Commissioner Laurenti moved and Commissioner Christy seconded the adoption of the following Resolution,

“RESOLVED: by the Delaware River Joint Toll Bridge Commission at its Regular Meeting assembled this 21st day of November 2022 that, that the Regular Monthly Commission Meeting Schedule for 2023, be and the same is hereby approved.”

Executive Director Resta was requested to conduct a Roll Call Vote.

<u>NEW JERSEY</u>	<u>Yes</u>	<u>No</u>	<u>Abstain</u>	<u>PENNSYLVANIA</u>	<u>Yes</u>	<u>No</u>	<u>Abstain</u>
Ms. Ciesla	X			Ms. De Leon	X		
Mr. Van Vliet	X			Mr. Shahid	X		
Mr. Lavery	X			Mr. Christy	X		
Ms. Laurenti	X			Mr. Grace	X		
Mr. Komjathy	X			Ms. Janvey	X		

Executive Director Resta reported that there were five affirmative votes from New Jersey, and five affirmative votes from Pennsylvania.

Executive Director Resta then invited any further questions on the Resolution. No further questions were presented, and the Resolution was unanimously adopted.

LIFE INSURANCE/ADD, LTD AND FMLA RENEWAL, PLAN YEARS JANUARY 1, 2023 THROUGH DECEMBER 31, 2024 FOR ACTIVE EMPLOYEES

R: 4616-11-22-INS-01-11-22

Executive Director Resta addressed the Meeting and asked the Commission Members if, after their review, there were any questions.

At the conclusion of the review, Chairman Komjathy moved and Vice Chair Janvey seconded the adoption of the following Resolution:

DELAWARE RIVER JOINT TOLL BRIDGE COMMISSION

Meeting of November 21, 2022

“**RESOLVED**, by the Delaware River Joint Toll Bridge Commission at its’ Regular Meeting assembled this 21st day of November 2022 that the Commission authorizes the Executive Director to affect the renewal of our group life insurance policy, AD&D, our employee-paid optional life and long-term disability policy and FMLA administration at their current respective benefit levels of with Mutual of Omaha for a two (2) year period commencing January 1, 2023 through December 31, 2024.”

Executive Director Resta was requested to conduct a Roll Call Vote.

<u>NEW JERSEY</u>	<u>Yes</u>	<u>No</u>	<u>Abstain</u>	<u>PENNSYLVANIA</u>	<u>Yes</u>	<u>No</u>	<u>Abstain</u>
Ms. Ciesla	X			Ms. De Leon	X		
Mr. Van Vliet	X			Mr. Shahid	X		
Mr. Lavery	X			Mr. Christy	X		
Ms. Laurenti	X			Mr. Grace	X		
Mr. Komjathy	X			Ms. Janvey	X		

Executive Director Resta reported that there were five affirmative votes from New Jersey, and five affirmative votes from Pennsylvania.

Executive Director Resta then invited any further questions on the Resolution. No further questions were presented, and the Resolution was unanimously adopted.

LIFE INSURANCE PLAN YEARS JANUARY 1, 2023 THROUGH DECEMBER 31, 2024 FOR RETIREES

R: 4617-11-22-INS-02-11-22

Executive Director Resta addressed the Meeting and asked the Commission Members if, after their review, there were any questions.

At the conclusion of the review, Commissioner Laurenti moved and Commissioner De Leon seconded the adoption of the following Resolution:

"**RESOLVED**, by the Delaware River Joint Toll Bridge Commission at its Regular Meeting assembled this 21st day of November 2022, that the Commission authorizes the Executive Director to affect the renewal of our group life insurance policy for Retirees with Mutual of Omaha for a two (2) year period commencing January 1, 2023 through December 31, 2024.”

DELAWARE RIVER JOINT TOLL BRIDGE COMMISSION

Meeting of November 21, 2022

Executive Director Resta was requested to conduct a Roll Call Vote.

<u>NEW JERSEY</u>	<u>Yes</u>	<u>No</u>	<u>Abstain</u>	<u>PENNSYLVANIA</u>	<u>Yes</u>	<u>No</u>	<u>Abstain</u>
Ms. Ciesla	X			Ms. De Leon	X		
Mr. Van Vliet	X			Mr. Shahid	X		
Mr. Lavery	X			Mr. Christy	X		
Ms. Laurenti	X			Mr. Grace	X		
Mr. Komjathy	X			Ms. Janvey			X

Vice Chair Janvey addressed the meeting and said;

As a former Commission employee who receives the retiree health benefits, I abstain from voting on this resolution and recuse myself from any deliberations on this issue.

Executive Director Resta reported that there were five affirmative votes from New Jersey, and four affirmative votes from Pennsylvania.

Executive Director Resta then invited any further questions on the Resolution. No further questions were presented, and the Resolution was adopted.

Secretary's note, Commissioner Grace left the meeting at 10:46am.

RENEWAL OF UNDERGROUND STORAGE TANK INSURANCE POLICY

R: 4618-11-22-INS-03-11-22

Executive Director Resta addressed the Meeting and asked the Commission Members if, after their review, there were any questions.

At the conclusion of the review, Commissioner Ciesla moved and Commissioner Shahid seconded the adoption of the following Resolution:

“RESOLVED, by the Delaware River Joint Toll Bridge Commission at its Regular Meeting assembled this 21st day of November 2022 that, the Commission authorizes renewal of the following insurance policy with incumbent carrier for the term December 1, 2022 to December 1, 2023: Pollution Liability Coverage: Underground Tank, E-P

“RESOLVED: that the Commission authorizes the Executive Director to affect this renewal, as applicable, of the aforementioned insurance policy.”

DELAWARE RIVER JOINT TOLL BRIDGE COMMISSION

Meeting of November 21, 2022

Executive Director Resta was requested to conduct a Roll Call Vote.

<u>NEW JERSEY</u>	<u>Yes</u>	<u>No</u>	<u>Abstain</u>	<u>PENNSYLVANIA</u>	<u>Yes</u>	<u>No</u>	<u>Abstain</u>
Ms. Ciesla			X	Ms. De Leon	X		
Mr. Van Vliet	X			Mr. Shahid	X		
Mr. Lavery	X			Mr. Christy	X		
Ms. Laurenti	X			Mr. Grace			
Mr. Komjathy	X			Ms. Janvey	X		

Commissioner Ciesla addressed the meeting and said;

I must abstain due to a conflict of interest with my employment.

Executive Director Resta addressed the meeting and said;

We will note the abstention.

Executive Director Resta reported that there were four affirmative votes from New Jersey, and four affirmative votes from Pennsylvania.

Executive Director Resta then invited any further questions on the Resolution. No further questions were presented, and the Resolution was adopted.

APPOINTMENT OF STEVEN J. BURKE TO ASSISTANT CHIEF ENGINEER

R: 4619-11-22-PER-01-11-22

Executive Director Resta addressed the Meeting and asked the Commission Members if, after their review, there were any questions.

At the conclusion of the review, Chairman Komjathy moved and Vice Chair Janvey seconded the adoption of the following Resolution:

“RESOLVED, by the Delaware River Joint Toll Bridge Commission at its Regular Meeting assembled this 21st day of November 2022, that the Commission authorizes the appointment of Steven J. Burke to the position of Assistant Chief Engineer, in the Southern Region, SF Administration Building and further authorizes a change in the salary scale for the Assistant Chief Engineer to \$162,004 - \$178,204. Compensation shall be set \$178,204 per annum, which is the maximum salary in the proposed new pay scale for the Assistant Chief Engineer position, the appointment to be made pending satisfactory completion of the required personnel processing.”

DELAWARE RIVER JOINT TOLL BRIDGE COMMISSION

Meeting of November 21, 2022

Executive Director Resta was requested to conduct a Roll Call Vote.

<u>NEW JERSEY</u>	<u>Yes</u>	<u>No</u>	<u>Abstain</u>	<u>PENNSYLVANIA</u>	<u>Yes</u>	<u>No</u>	<u>Abstain</u>
Ms. Ciesla	X			Ms. De Leon	X		
Mr. Van Vliet	X			Mr. Shahid	X		
Mr. Lavery	X			Mr. Christy	X		
Ms. Laurenti	X			Mr. Grace			
Mr. Komjathy	X			Ms. Janvey	X		

Executive Director Resta reported that there were five affirmative votes from New Jersey, and four affirmative votes from Pennsylvania.

Executive Director Resta then invited any further questions on the Resolution. No further questions were presented, and the Resolution was unanimously adopted.

APPROVAL FOR PAYMENT OF INVOICES CHIESA, SHAHINIAN & GIANTOMASI; NJ LABOR COUNSEL

R: 4620-11-22- ACCT -01-11-22

Executive Director Resta addressed the Meeting and asked the Commission Members if, after their review, there were any questions.

At the conclusion of the review, Vice Chair Janvey moved, and Chairman Komjathy seconded the adoption of the following Resolution:

“**RESOLVED**, by the Delaware River Joint Toll Bridge Commission at its Regular Meeting assembled this 21st day of November 2022, via this Resolution, authorizes payment of invoices #568310 in the total amount due of \$1,075.00 for professional services rendered to Chiesa, Shahinian & Giantomasi, New Jersey Labor Counsel.

“**RESOLVED:** Identifying the Operating Fund as the source of funds required for any and all disbursements.”

Executive Director Resta was requested to conduct a Roll Call Vote.

<u>NEW JERSEY</u>	<u>Yes</u>	<u>No</u>	<u>Abstain</u>	<u>PENNSYLVANIA</u>	<u>Yes</u>	<u>No</u>	<u>Abstain</u>
Ms. Ciesla	X			Ms. De Leon	X		
Mr. Van Vliet	X			Mr. Shahid	X		
Mr. Lavery	X			Mr. Christy	X		
Ms. Laurenti	X			Mr. Grace			
Mr. Komjathy	X			Ms. Janvey	X		

Executive Director Resta reported that there were five affirmative votes from New Jersey, and four affirmative votes from Pennsylvania.

DELAWARE RIVER JOINT TOLL BRIDGE COMMISSION

Meeting of November 21, 2022

Executive Director Resta then invited any further questions on the Resolution. No further questions were presented, and the Resolution was unanimously adopted.

APPROVAL FOR PAYMENT OF INVOICES

FLORIO, PERRUCCI, STEINHARDT AND CAPPELLI; GENERAL COUNSEL

R: 4621-11-22- ACCT -02-11-22

Executive Director Resta addressed the Meeting and asked the Commission Members if, after their review, there were any questions.

At the conclusion of the review, Vice Chair Janvey moved, and Chairman Komjathy seconded the adoption of the following Resolution:

“**RESOLVED**, by the Delaware River Joint Toll Bridge Commission at its Regular Meeting assembled this 21st day of November 2022, via this Resolution, authorizes payment of invoices #517107 in the total amount due of \$210.00 for Capital and Non-Capital Professional Services to Florio, Perrucci, Steinhardt and Cappelli, NJ General Counsel.

“**RESOLVED:** Identifying the Operating Fund as the source of funds required for any and all disbursements.”

Executive Director Resta was requested to conduct a Roll Call Vote.

<u>NEW JERSEY</u>	<u>Yes</u>	<u>No</u>	<u>Abstain</u>	<u>PENNSYLVANIA</u>	<u>Yes</u>	<u>No</u>	<u>Abstain</u>
Ms. Ciesla	X			Ms. De Leon	X		
Mr. Van Vliet	X			Mr. Shahid	X		
Mr. Lavery	X			Mr. Christy	X		
Ms. Laurenti	X			Mr. Grace			
Mr. Komjathy	X			Ms. Janvey	X		

Executive Director Resta reported that there were five affirmative votes from New Jersey, and four affirmative votes from Pennsylvania.

Executive Director Resta then invited any further questions on the Resolution. No further questions were presented, and the Resolution was unanimously adopted.

APPROVAL FOR PAYMENT OF INVOICES

STRADLEY RONON, PA LABOR COUNSEL

R: 4622-11-22- ACCT -03-11-22

Executive Director Resta addressed the Meeting and asked the Commission Members if, after their review, there were any questions.

At the conclusion of the review, Vice Chair Janvey and Chairman Komjathy seconded the adoption of the following Resolution:

DELAWARE RIVER JOINT TOLL BRIDGE COMMISSION

Meeting of November 21, 2022

“**RESOLVED**, by the Delaware River Joint Toll Bridge Commission at its Regular Meeting assembled this 21st day of November 2022, via this Resolution, authorization for payment of invoices in the total amount of \$ 727.50 for Professional Services Rendered.

“**RESOLVED:** Identifying the Operating Fund as the source of funds required for any and all disbursements.”

Executive Director Resta was requested to conduct a Roll Call Vote.

<u>NEW JERSEY</u>	<u>Yes</u>	<u>No</u>	<u>Abstain</u>	<u>PENNSYLVANIA</u>	<u>Yes</u>	<u>No</u>	<u>Abstain</u>
Ms. Ciesla	X			Ms. De Leon	X		
Mr. Van Vliet	X			Mr. Shahid	X		
Mr. Lavery	X			Mr. Christy	X		
Ms. Laurenti	X			Mr. Grace			
Mr. Komjathy	X			Ms. Janvey	X		

Executive Director Resta reported that there were five affirmative votes from New Jersey, and four affirmative votes from Pennsylvania.

Executive Director Resta then invited any further questions on the Resolution. No further questions were presented, and the Resolution was unanimously adopted.

INVITE ANY COMMENTS FROM THE PUBLIC

Executive Director Resta invited any Comments from the public. No questions were presented.

SCHEDULING OF THE DECEMBER 19, 2022 MEETING.

Executive Director Resta addressed the Meeting and stated that the Commission's next meeting is scheduled to be held Monday, December 19, 2022.

This meeting will be called to Order at 10:30 a.m. at the Scudder Falls Administration Building, 1199 Woodside Road, Yardley, PA 19067.

Executive Director Resta assured the Commission Members that an “Official Notice of Meeting” would be forwarded to each and every Member of the Commission.

DELAWARE RIVER JOINT TOLL BRIDGE COMMISSION

Meeting of November 21, 2022

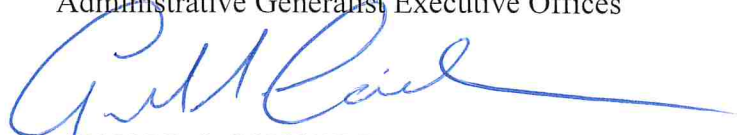
ADJOURNMENT

Vice Chair Janvey then moved that the Meeting be adjourned, and Commissioner Van Vliet seconded the motion. The voice vote was unanimously affirmative, and the Meeting was adjourned at 10:53 am, Monday, November 21, 2022.

Prepared and submitted by:


HEATHER MCCONNELL
Administrative Generalist Executive Offices

Attested by:


ARNOLD J. CONOLINE
Assistant Secretary/Treasurer

Approved by:


JOSEPH J. RESTA
Executive Director



Delaware River
Joint Toll Bridge
Commission

"Preserving Our Past, Enhancing Our Future"

DELAWARE RIVER JOINT TOLL BRIDGE COMMISSION

NEWS RELEASE

FOR: IMMEDIATE RELEASE

SCHEDULE OF DELAWARE RIVER JOINT TOLL BRIDGE COMMISSION COMMITTEE MEETINGS FOR 2023

NOTICE, is hereby given that the Committees of the Delaware River Joint Toll Bridge Commission will meet on the Wednesday, of the week before the Regular Monthly Commission Meetings. Committees are scheduled to begin 9 a.m. in the Training Room at the Scudder Falls Administration Building 1199 Woodside Road Yardley, Pa.

The 2023 Committees Meeting schedule is as follows:

JANUARY 25, 2023
FEBRUARY 22, 2023
MARCH 22, 2023
APRIL 19, 2023
MAY 17, 2023*
JUNE 21, 2023
JULY 26, 2023
AUGUST 23, 2023 (Subject to Cancellation)
SEPTEMBER 13, 2023*
OCTOBER 25, 2023
NOVEMBER 15, 2023*
DECEMBER 13, 2023*

For additional information

Please contact:

JOSEPH J. RESTA, EXECUTIVE DIRECTOR (267)394-6520

* Dates with an asterisk are dates that had to be changed from the normal Wednesday of the month, due to holidays



"Preserving Our Past, Enhancing Our Future"

DELAWARE RIVER JOINT TOLL BRIDGE COMMISSION

NEWS RELEASE

FOR: IMMEDIATE RELEASE

SCHEDULING OF DELAWARE RIVER JOINT TOLL BRIDGE COMMISSION REGULAR MONTHLY COMMISSION MEETINGS FOR 2023 CALENDAR YEAR

The scheduling of the Regular Monthly Commission Meetings of the Delaware River Joint Toll Bridge Commission for 2023 is as follows.

JANUARY 30, 2023
FEBRUARY 27, 2023
MARCH 27, 2023
APRIL 24, 2023
MAY 22, 2023*
JUNE 26, 2023
JULY 31, 2023
AUGUST 28, 2023 (Subject to Cancellation)
SEPTEMBER 18, 2023*
OCTOBER 30, 2023
NOVEMBER 20, 2023*
DECEMBER 18, 2023*

These meetings will be called to order in the Training Room at the Scudder Falls Administration Building, 1199 Woodside Rd. Yardley Pennsylvania 19067 at 10:30 a.m. If the Commission changes any of the dates or locations as set forth hereinabove, Official Notice will be given in those newspapers specifically designated and covering the jurisdiction of the Commission. Commission Meetings will be open to the Public.

For additional information

Please contact:

JOSEPH J. RESTA, EXECUTIVE DIRECTOR
(267)394-6520

** Dates with an asterisk are dates that had to be changed from the normal last Monday of the month, due to holidays*

DELAWARE RIVER JOINT TOLL BRIDGE COMMISSION

Meeting of November 21, 2022

FINANCE

The following Pages reflect the reports on those items assigned to the Finance Department. Each item is reported separately and page numbered accordingly.

DELAWARE RIVER JOINT TOLL BRIDGE COMMISSION

Meeting of November 21, 2022

SUBJECT	DESCRIPTION	PAGE NUMBER
Accounting	Status of Cash Balances at October 31, 2022	1
Accounting	Status of Bond Retirement at October 31, 2022	2
Accounting	Status of Investments at October 31, 2022	3-7
Accounting	Status of Toll Traffic and Revenue & Toll Supported Traffic Month of October 2022 Compared with Month of October 2021	8-23
Accounting	Statistical Summary of Expenditures on Toll Bridges and Toll Supported Bridges Accounts for the Period October 1, 2022 through October 31, 2022	24-32
Accounting	Statement of Revenue and Expenses: Ten Months Period ending October 31, 2022	33

DELAWARE RIVER JOINT TOLL BRIDGE COMMISSION

Meeting of November 21, 2022

There follows Cash Balances of the Commission at October 31, 2022 for the information and review of the Members:

COMMISSION CASH DEPOSITS

Wells Fargo Bank, N. A.

Revenue Fund	7,407,712
Payroll Fund	122,238
Insurance Clearing Account	750,000
TOTAL	\$ 8,279,950

CASH DEPOSIT GUARANTEES

Wells Fargo Bank	PA ACT 72	FULL BALANCE
-------------------------	------------------	---------------------

DELAWARE RIVER JOINT TOLL BRIDGE COMMISSION

Meeting of November 21, 2022

STATUS OF BRIDGE REVENUE BONDS AT OCTOBER 31, 2022

SERIES 2015				SERIES 2017			SERIES 2019A			SERIES 2019B			Total	
Maturity	Yield	Principal Amount	Maturities & Calls	Yield	Principal Amount	Maturities & Calls	Yield	Principal Amount	Maturities & Calls	Yield	Principal Amount	Maturities & Calls	Average Yield	Remaining Outstanding
7/1/2019	0	2,410,000	2,410,000											
7/1/2020	1.62%	2,540,000	2,540,000	1.00%	945,000	945,000	1.17%	505,000	505,000	1.17%	6,015,000	6,015,000		-
7/1/2021	1.86%	2,540,000	2,540,000	1.00%	875,000	875,000	1.20%	435,000	435,000	1.20%	5,945,000	5,945,000		-
7/1/2022	2.10%	2,695,000	2,695,000	1.81%	1,740,000	1,740,000	1.23%	455,000	455,000	1.23%	6,255,000	6,255,000		-
7/1/2022							0.00%							-
7/1/2023	2.34%	2,795,000		2.03%	1,865,000		1.25%	480,000		1.25%	6,565,000		1.63%	11,705,000
7/1/2024	2.43%	2,935,000		2.31%	1,970,000		1.31%	8,015,000		1.31%	6,830,000		1.58%	19,750,000
7/1/2025	2.55%	3,015,000		2.52%	1,070,000		1.40%	8,170,000		1.40%	7,195,000		1.64%	19,450,000
7/1/2026	2.73%	3,180,000					1.49%	8,585,000		1.49%	7,515,000		1.69%	19,280,000
7/1/2026														-
7/1/2027	3.10%	4,540,000		2.80%	20,000		1.59%	5,800,000		1.59%	7,880,000		1.97%	18,240,000
7/1/2027														-
7/1/2028	3.28%	3,380,000		2.95%	35,000		1.69%	9,410,000		1.69%	8,300,000		1.95%	21,125,000
7/1/2029	3.04%	3,480,000	3,480,000	3.08%	8,380,000		1.77%	3,725,000		1.77%	8,670,000		2.30%	20,775,000
7/1/2030	3.10%	3,670,000	3,670,000	3.19%	8,845,000		1.85%	3,930,000		1.85%	9,045,000		2.39%	21,820,000
7/1/2031	3.14%	3,785,000	3,785,000	3.27%	10,765,000		1.91%	4,055,000		1.91%	9,520,000		2.51%	24,340,000
7/1/2032	3.55%	545,000		3.35%	14,735,000		1.97%	725,000		1.97%	9,995,000		2.79%	26,000,000
7/1/2033	3.56%	10,595,000		3.41%	15,715,000		2.09%	760,000					3.43%	27,070,000
7/1/2034	3.60%	11,020,000		3.47%	16,500,000		2.16%	800,000					3.48%	28,320,000
7/1/2035	3.64%	11,460,000		3.52%	17,325,000		2.21%	835,000					3.53%	29,620,000
7/1/2036	3.73%	11,920,000		3.56%	18,190,000		2.25%	880,000					3.59%	30,990,000
7/1/2037		N/A		3.59%	22,015,000		2.29%	925,000					3.54%	22,940,000
7/1/2038		N/A		3.64%	23,115,000		2.32%	970,000					3.59%	24,085,000
7/1/2039		N/A		3.64%	24,270,000		2.35%	1,020,000					3.59%	25,290,000
7/1/2040		N/A		3.64%	25,485,000		2.50%	1,070,000					3.59%	26,555,000
7/1/2041		N/A		3.64%	26,760,000		2.50%	1,125,000					3.59%	27,885,000
7/1/2042		N/A		3.64%	28,100,000		2.50%	1,180,000					3.59%	29,280,000
7/1/2043		N/A		3.69%	15,930,000		2.50%	1,240,000					3.60%	17,170,000
7/1/2043		N/A		4.04%	13,575,000								4.04%	13,575,000
7/1/2044		N/A		3.69%	16,590,000		2.50%	1,300,000					3.60%	17,890,000
7/1/2044		N/A		4.04%	14,255,000								4.04%	14,255,000
7/1/2045		N/A		3.69%	17,275,000		3.04%	1,365,000					3.64%	18,640,000
7/1/2045		N/A		4.04%	14,965,000								4.04%	14,965,000
7/1/2046		N/A		3.69%	17,990,000		3.04%	1,405,000					3.64%	19,395,000
7/1/2046		N/A		4.04%	15,715,000								4.04%	15,715,000
7/1/2047		N/A		3.69%	18,745,000		3.04%	1,450,000					3.64%	20,195,000
7/1/2047		N/A		4.04%	16,490,000								4.04%	16,490,000
7/1/2048							3.04%	1,490,000					3.04%	1,490,000
7/1/2049							3.04%	1,535,000					3.04%	1,535,000
		\$ 86,505,000	\$ 21,120,000		\$ 430,250,000	\$ 3,560,000		\$ 73,640,000	\$ 1,395,000		\$ 99,730,000	\$ 18,215,000		\$ 645,835,000

Footnote: Series 2012A Bonds were Called on October 17, 2022.



**Delaware River Joint TBC
Purchases Report
Sorted by Fund - Purchase Date
October 1, 2022 - October 31, 2022**

DRJTBC

CUSIP	Investment #	Fund	Sec. Type	Issuer	Original Par Value	Purchase Date	Payment Periods	Principal Purchased	Accrued Interest at Purchase	Rate at Purchase	Maturity Date	YTM	Ending Book Value
General Reserve Fund													
62479MTT0	10968	01GRF	ACP	MUFGBA	5,000,000.00	10/03/2022	06/27 - At Maturity	4,833,866.65		4.480	06/27/2023	4.668	4,851,911.10
89233HTU8	10969	01GRF	ACP	TOYOTA	5,000,000.00	10/05/2022	06/28 - At Maturity	4,838,183.33		4.380	06/28/2023	4.561	4,854,608.33
89115BAN0	10973	01GRF	NC2	TORONT	2,000,000.00	10/07/2022	07/20 - At Maturity	1,986,357.50	17,248.33	3.930	07/20/2023	4.780	1,987,550.03
64952WEU3	10975	01GRF	FAC	NYLIFE	2,000,000.00	10/13/2022	02/05 - 08/05	1,924,620.00	13,600.00	3.600	08/05/2025	5.053	1,925,960.75
64971QWL3	10976	01GRF	FAC	NYCTRA	2,000,000.00	10/25/2022	02/01 - 08/01	1,971,180.00	12,646.67	2.710	08/01/2023	4.640	1,971,806.52
53948BTP4	10978	01GRF	ACP	LLOYD	9,000,000.00	10/27/2022	06/23 - At Maturity	8,692,287.48		5.150	06/23/2023	5.376	8,698,724.98
Subtotal					25,000,000.00			24,246,494.96	43,495.00				24,290,561.71
Construction Fund 2019A													
89115BAN0	10974	06CF19A	NC2	TORONT	3,000,000.00	10/07/2022	07/20 - At Maturity	2,979,536.25	25,872.50	3.930	07/20/2023	4.780	2,981,325.04
64971QWL3	10977	06CF19A	FAC	NYCTRA	2,000,000.00	10/25/2022	02/01 - 08/01	1,971,180.00	12,646.67	2.710	08/01/2023	4.640	1,971,806.52
53948BTP4	10979	06CF19A	ACP	LLOYD	1,000,000.00	10/27/2022	06/23 - At Maturity	965,809.72		5.150	06/23/2023	5.376	966,525.00
Subtotal					6,000,000.00			5,916,525.97	38,519.17				5,919,656.56
Total Purchases					31,000,000.00			30,163,020.93	82,014.17				30,210,218.27

3



**Delaware River Joint TBC
Investment Classification
Sorted by Fund - Maturity Date
October 31, 2022**

DRJTBC

CUSIP	Investment #	Fund	Issuer	Investment Class	Par Value	YTM	Maturity Date	Market Price	Market Date	Market Value	Book Value	Reported Value
Debt Service Fund												
38145C752	10113	01DSF	Goldman Sachs Ila Fed Port	Amort	1,599.96	2.201		100.000	10/31/2022	1,599.96	1,599.96	1,599.96
Subtotal					1,599.96	2.201				1,599.96	1,599.96	1,599.96
General Reserve Fund												
38145C752	10115	01GRF	Goldman Sachs Ila Fed Port	Amort	0.00			100.000	10/31/2022	0.00	0.00	0.00
PAINVEST	10050	01GRF	PA Invest	Amort	0.00			100.000	10/31/2022	0.00	0.00	0.00
PAINVEST	10462	01GRF	PA Invest	Amort	8,023,541.83	2.969		100.000	10/31/2022	8,023,541.83	8,023,541.83	8,023,541.83
62455BMG7	10961	01GRF	Mountcliff FDG	Fair	5,000,000.00	3.138	12/16/2022	99.489	10/31/2022	4,974,497.50	4,980,625.00	4,974,497.50
27873KMU3	10949	01GRF	Ebury Finance Ltd	Fair	3,000,000.00	1.899	12/28/2022	99.362	10/31/2022	2,980,884.00	2,991,212.50	2,980,884.00
59217GAX7	10800	01GRF	METLIFE	Fair	1,000,000.00	1.764	01/10/2023	99.739	10/31/2022	997,395.00	1,002,297.13	997,395.00
05970UP93	10963	01GRF	BANCO SANTANDER	Fair	7,500,000.00	3.573	02/09/2023	98.861	10/31/2022	7,414,612.50	7,426,875.00	7,414,612.50
650036BE5	10908	01GRF	New York State Urban Dev	Fair	1,200,000.00	0.402	03/15/2023	98.511	10/31/2022	1,182,142.80	1,201,432.17	1,182,142.80
9128284D9	10947	01GRF	U.S. Treasury	Fair	3,000,000.00	1.828	03/31/2023	99.302	10/31/2022	2,979,082.02	3,008,166.61	2,979,082.02
9128284L1	10953	01GRF	U.S. Treasury	Fair	2,000,000.00	2.111	04/30/2023	99.238	10/31/2022	1,984,765.62	2,006,195.09	1,984,765.62
9128284S6	10954	01GRF	U.S. Treasury	Fair	2,000,000.00	2.184	05/31/2023	99.035	10/31/2022	1,980,703.12	2,006,412.87	1,980,703.12
57629WCU2	10857	01GRF	Mass Mutual Global	Fair	4,332,000.00	0.304	06/09/2023	97.596	10/31/2022	4,227,858.72	4,346,240.96	4,227,858.72
53948BTP4	10978	01GRF	Lloyd Bank Corp	Fair	9,000,000.00	5.376	06/23/2023	96.657	10/31/2022	8,699,130.00	8,698,724.98	8,699,130.00
931142EK5	10956	01GRF	Walmart Inc	Fair	2,000,000.00	2.353	06/26/2023	99.274	10/31/2022	1,985,480.00	2,013,448.18	1,985,480.00
62479MTT0	10968	01GRF	MUFG Bank Ltd	Fair	5,000,000.00	4.668	06/27/2023	96.632	10/31/2022	4,831,605.00	4,851,911.10	4,831,605.00
89233HTU8	10969	01GRF	TOYOTA Motor Credit CP	Fair	5,000,000.00	4.560	06/28/2023	97.066	10/31/2022	4,853,325.00	4,854,608.33	4,853,325.00
89115BAN0	10973	01GRF	Toronto Dominion	Fair	2,000,000.00	4.780	07/20/2023	98.996	10/31/2022	1,979,938.00	1,987,550.03	1,979,938.00
912828Y61	10952	01GRF	U.S. Treasury	Fair	2,000,000.00	2.377	07/31/2023	98.755	10/31/2022	1,975,117.18	2,005,427.48	1,975,117.18
64971QWL3	10976	01GRF	NYC Transitional Fin Authority	Fair	2,000,000.00	4.639	08/01/2023	98.410	10/31/2022	1,968,216.00	1,971,806.52	1,968,216.00
641062AD6	10938	01GRF	Nestle Capital Corp CP	Fair	3,010,000.00	1.710	09/24/2023	99.027	10/31/2022	2,980,712.70	3,053,492.69	2,980,712.70
9128285D8	10913	01GRF	U.S. Treasury	Fair	2,000,000.00	0.511	09/30/2023	98.542	10/31/2022	1,970,859.38	2,042,862.41	1,970,859.38
3136G46A6	10841	01GRF	Federal National Mtg Assn	Fair	8,000,000.00	0.299	10/27/2023	95.642	10/31/2022	7,651,400.00	8,000,000.00	7,651,400.00
010411CQ7	10806	01GRF	State of Alabama	Fair	1,475,000.00	1.730	11/01/2023	98.328	10/31/2022	1,450,349.80	1,495,925.73	1,450,349.80
822582BZ4	10881	01GRF	Shell International Finance	Fair	3,000,000.00	0.380	11/13/2023	98.701	10/31/2022	2,961,030.00	3,093,689.20	2,961,030.00
9128286G0	10940	01GRF	U.S. Treasury	Fair	2,500,000.00	1.689	02/29/2024	97.123	10/31/2022	2,428,076.17	2,522,269.28	2,428,076.17
91282CEG2	10948	01GRF	U.S. Treasury	Fair	3,000,000.00	2.499	03/31/2024	96.728	10/31/2022	2,901,855.48	2,989,739.66	2,901,855.48
58989V2C7	10879	01GRF	Met Tower Global Fund	Fair	570,000.00	0.654	04/05/2024	93.752	10/31/2022	534,386.40	570,691.52	534,386.40
57629WBV1	10856	01GRF	Mass Mutual Global	Fair	2,500,000.00	0.475	04/09/2024	97.728	10/31/2022	2,443,200.00	2,611,446.04	2,443,200.00

Data Updated: ~REPORT~: 11/01/2022 11:54

Run Date: 11/01/2022 - 11:55

Portfolio DRJ

AP

IC (PRF_IC) 7.1.1

Report Ver. 7.3.2

Delaware River Joint TBC
Investment Classification
October 31, 2022

CUSIP	Investment #	Fund	Issuer	Investment Class	Par Value	YTM	Maturity Date	Market Price	Market Date	Market Value	Book Value	Reported Value
General Reserve Fund												
64952WEB5	10939	01GRF	New York Life Global	Fair	3,000,000.00	1.902	04/26/2024	93.595	10/31/2022	2,807,850.00	2,941,300.51	2,807,850.00
912828WJ5	10951	01GRF	U.S. Treasury	Fair	3,000,000.00	2.751	05/15/2024	96.824	10/31/2022	2,904,726.57	2,988,794.94	2,904,726.57
2027A0KB4	10868	01GRF	Commonwealth Bank Australia	Fair	5,000,000.00	0.617	06/04/2024	97.401	10/31/2022	4,870,075.00	5,215,024.22	4,870,075.00
29270CWJ0	10942	01GRF	Energy Northwest Hash Elec	Fair	1,835,000.00	2.504	07/01/2024	101.470	10/31/2022	1,861,985.51	1,945,020.12	1,861,985.51
64972H5D0	10946	01GRF	NYC Transitional Fin Authority	Fair	3,000,000.00	2.518	07/15/2024	92.922	10/31/2022	2,787,660.00	2,895,154.62	2,787,660.00
91282CCL3	10890	01GRF	U.S. Treasury	Fair	5,000,000.00	0.373	07/15/2024	93.140	10/31/2022	4,657,031.25	5,000,112.69	4,657,031.25
74274TAG5	10907	01GRF	Private Expt Fdg	Fair	3,000,000.00	0.679	07/30/2024	93.040	10/31/2022	2,791,215.00	2,993,310.24	2,791,215.00
30231GBC5	10869	01GRF	Exxon Mobil	Fair	2,800,000.00	0.696	08/16/2024	95.408	10/31/2022	2,671,424.00	2,865,476.79	2,671,424.00
9128283D0	10900	01GRF	U.S. Treasury	Fair	5,000,000.00	0.484	10/31/2024	95.740	10/31/2022	4,787,011.70	5,174,706.69	4,787,011.70
64971XYN2	10875	01GRF	NYC Transitional Fin Authority	Fair	5,500,000.00	0.612	11/01/2024	91.564	10/31/2022	5,036,064.00	5,488,910.74	5,036,064.00
742651DX7	10945	01GRF	Private Expt Fdg	Fair	1,310,000.00	2.720	11/15/2024	94.032	10/31/2022	1,231,819.20	1,285,126.26	1,231,819.20
64952WEK5	10926	01GRF	New York Life Global	Fair	1,000,000.00	1.486	01/14/2025	92.343	10/31/2022	923,435.00	999,207.00	923,435.00
3130AN7P9	10889	01GRF	Federal Home Loan Bank	Fair	5,000,000.00	0.397	01/28/2025	91.212	10/31/2022	4,560,625.00	5,002,859.20	4,560,625.00
74172WAG1	10910	01GRF	Prince George County Rev Autho	Fair	1,130,000.00	1.002	05/01/2025	96.282	10/31/2022	1,087,993.38	1,200,268.37	1,087,993.38
037833BG4	10923	01GRF	Apple Inc	Fair	3,000,000.00	1.380	05/13/2025	96.353	10/31/2022	2,890,590.00	3,134,635.80	2,890,590.00
341271AD6	10894	01GRF	Florida St Brd of Adm	Fair	4,000,000.00	0.752	07/01/2025	89.765	10/31/2022	3,590,608.00	4,057,203.70	3,590,608.00
3136G4D75	10825	01GRF	Federal National Mtg Assn	Fair	2,500,000.00	0.599	07/29/2025	89.352	10/31/2022	2,233,812.50	2,500,000.00	2,233,812.50
64952WEU3	10975	01GRF	New York Life Global	Fair	2,000,000.00	5.053	08/05/2025	95.789	10/31/2022	1,915,790.00	1,925,960.75	1,915,790.00
3134GX3A0	10967	01GRF	Federal Home Loan Mtg Corp	Fair	2,000,000.00	4.768	09/30/2025	99.226	10/31/2022	1,984,520.00	1,999,028.70	1,984,520.00
64966MYL7	10944	01GRF	City of New York	Fair	3,000,000.00	2.642	04/01/2026	94.164	10/31/2022	2,824,929.00	3,061,771.82	2,824,929.00
54438CYL0	10955	01GRF	Los Angeles CA Community Colle	Fair	1,480,000.00	3.339	08/01/2026	87.171	10/31/2022	1,290,135.24	1,379,227.34	1,290,135.24
882724WT0	10915	01GRF	Texas Public Finance Authority	Fair	7,500,000.00	1.289	10/01/2026	100.503	10/31/2022	7,537,762.50	8,550,984.88	7,537,762.50
Subtotal					161,165,541.83	2.111				155,607,227.07	162,360,677.69	155,607,227.07
Operating Fund												
38145C752	10108	01OF	Goldman Sachs Ila Fed Port	Amort	66,194.59	2.201		100.000	10/31/2022	66,194.59	66,194.59	66,194.59
912796S34	10930	01OF	U.S. Treasury	Fair	6,810,000.00	0.864	01/26/2023	99.052	10/31/2022	6,745,480.29	6,796,214.21	6,745,480.29
Subtotal					6,876,194.59	0.877				6,811,674.88	6,862,408.80	6,811,674.88
Reserve Maintenance Fund												
38145C752	10106	01RMF	Goldman Sachs Ila Fed Port	Amort	75,251.84	2.201		100.000	10/31/2022	75,251.84	75,251.84	75,251.84
912796S34	10931	01RMF	U.S. Treasury	Fair	8,980,000.00	0.864	01/26/2023	99.052	10/31/2022	8,894,921.15	8,961,821.39	8,894,921.15
Subtotal					9,055,251.84	0.875				8,970,172.99	9,037,073.23	8,970,172.99
Scudder Falls Insurance Reserv												
38145C752	10506	01SFIR	Goldman Sachs Ila Fed Port	Amort	626.96	0.001		100.000	10/31/2022	626.96	626.96	626.96

Delaware River Joint TBC
Investment Classification
October 31, 2022

CUSIP	Investment #	Fund	Issuer	Investment Class	Par Value	YTM	Maturity Date	Market Price	Market Date	Market Value	Book Value	Reported Value
Scudder Falls Insurance Reserv												
912796X61	10960	01SFIR	U.S. Treasury	Fair	4,108,000.00	2.213	12/08/2022	99.459	10/31/2022	4,085,775.72	4,098,880.24	4,085,775.72
Subtotal					4,108,626.96	2.213				4,086,402.68	4,099,507.20	4,086,402.68
Construction Fund 2019A												
38145C752	10713	06CF19A	Goldman Sachs Ila Fed Port	Amort	0.00	1.231		100.000	10/31/2022	0.00	0.00	0.00
PAINVEST	10752	06CF19A	PA Invest	Amort	13,746,773.31	2.969		100.000	10/31/2022	13,746,773.31	13,746,773.31	13,746,773.31
22533ULJ0	10959	06CF19A	Credit Agricole Corp	Fair	2,500,000.00	2.018	11/18/2022	99.823	10/31/2022	2,495,593.75	2,497,638.89	2,495,593.75
62455BML6	10958	06CF19A	Mountcliff FDG	Fair	5,000,000.00	2.376	12/20/2022	99.441	10/31/2022	4,972,075.00	4,984,347.22	4,972,075.00
912796S34	10936	06CF19A	U.S. Treasury	Fair	4,500,000.00	1.054	01/26/2023	99.052	10/31/2022	4,457,365.83	4,488,898.48	4,457,365.83
05970UP93	10964	06CF19A	BANCO SANTANDER	Fair	2,500,000.00	3.573	02/09/2023	98.861	10/31/2022	2,471,537.50	2,475,625.00	2,471,537.50
084670BJ6	10895	06CF19A	Bershire Hathaway	Fair	1,000,000.00	0.253	02/11/2023	99.569	10/31/2022	995,690.00	1,007,608.86	995,690.00
478160BT0	10950	06CF19A	Johnson and Johnson	Fair	500,000.00	1.664	03/01/2023	99.260	10/31/2022	496,300.00	500,460.38	496,300.00
22533UQE6	10962	06CF19A	Credit Agricole Corp	Fair	4,000,000.00	3.533	03/14/2023	98.270	10/31/2022	3,930,820.00	3,949,755.54	3,930,820.00
62455BRC1	10966	06CF19A	Mountcliff FDG	Fair	3,000,000.00	4.434	04/12/2023	97.808	10/31/2022	2,934,252.00	2,941,950.00	2,934,252.00
9128284L1	10957	06CF19A	U.S. Treasury	Fair	2,500,000.00	2.061	04/30/2023	99.238	10/31/2022	2,480,957.03	2,508,360.94	2,480,957.03
22533USF1	10965	06CF19A	Credit Agricole Corp	Fair	1,500,000.00	4.261	05/15/2023	97.283	10/31/2022	1,459,245.00	1,466,525.00	1,459,245.00
53948BTP4	10979	06CF19A	Lloyd Bank Corp	Fair	1,000,000.00	5.376	06/23/2023	96.657	10/31/2022	966,570.00	966,525.00	966,570.00
89115BAN0	10974	06CF19A	Toronto Dominion	Fair	3,000,000.00	4.780	07/20/2023	98.996	10/31/2022	2,969,907.00	2,981,325.04	2,969,907.00
64971QWL3	10977	06CF19A	NYC Transitional Fin Authority	Fair	2,000,000.00	4.639	08/01/2023	98.410	10/31/2022	1,968,216.00	1,971,806.52	1,968,216.00
Subtotal					46,746,773.31	3.000				46,345,302.42	46,487,600.18	46,345,302.42
Debt Service Reserve Fund 2012												
38145C752	10260	06DSRF12A	Goldman Sachs Ila Fed Port	Amort	25,260.22	2.201		100.000	10/31/2022	25,260.22	25,260.22	25,260.22
912796S34	10932	06DSRF12A	U.S. Treasury	Fair	2,870,000.00	0.873	01/26/2023	99.052	10/31/2022	2,842,808.87	2,864,127.74	2,842,808.87
Subtotal					2,895,260.22	0.885				2,868,069.09	2,889,387.96	2,868,069.09
Debt Service Reserve Fund 2015												
38145C752	10349	06DSRF15	Goldman Sachs Ila Fed Port	Amort	113,756.82	2.201		100.000	10/31/2022	113,756.82	113,756.82	113,756.82
912796S34	10933	06DSRF15	U.S. Treasury	Fair	12,750,000.00	0.873	01/26/2023	99.052	10/31/2022	12,629,203.19	12,723,912.44	12,629,203.19
Subtotal					12,863,756.82	0.885				12,742,960.01	12,837,669.26	12,742,960.01
Debt Service Reserve Fund 2017												
38145C752	10425	06DSRF17	Goldman Sachs Ila Fed Port	Amort	280,189.19	2.201		100.000	10/31/2022	280,189.19	280,189.19	280,189.19
912796S34	10934	06DSRF17	U.S. Treasury	Fair	30,630,000.00	0.873	01/26/2023	99.052	10/31/2022	30,339,803.42	30,567,328.47	30,339,803.42
Subtotal					30,910,189.19	0.886				30,619,992.61	30,847,517.66	30,619,992.61

**Delaware River Joint TBC
Investment Classification
October 31, 2022**

Page 4

CUSIP	Investment #	Fund	Issuer	Investment Class	Par Value	YTM	Maturity Date	Market Price	Market Date	Market Value	Book Value	Reported Value
Debt Service Reserve Fund 19A												
38145C752	10712	06DSRF19A	Goldman Sachs IIa Fed Port	Amort	35,226.66	2.201		100.000	10/31/2022	35,226.66	35,226.66	35,226.66
912796S34	10935	06DSRF19A	U.S. Treasury	Fair	3,850,000.00	0.873	01/26/2023	99.052	10/31/2022	3,813,524.10	3,842,122.58	3,813,524.10
Subtotal					3,885,226.66	0.886				3,848,750.76	3,877,349.24	3,848,750.76
Total					278,508,421.38	1.967				271,902,152.47	279,300,791.18	271,902,152.47

DELAWARE RIVER JOINT TOLL BRIDGE COMMISSION
Meeting of November 21, 2022
TOLL TRAFFIC AND REVENUE STATISTICS (October 2022)

Summary: The Commission experienced a decrease in total toll revenue for October 2022 in comparison to the October 2021 traffic and revenue statistics. Total toll traffic however reflected an increase for the month of October 2022. [It should be noted that the Commission implemented a toll rate increase effective April 11, 2021].

Analysis of October 2022 / October 2021 toll revenue data comparison:

- An overall toll revenue decrease of 3.66 percent was recorded at the Commission's eight toll bridges for the month of October.
- Commercial-vehicle toll revenue reflected a 5.76 percent decrease.
- Passenger-vehicle toll revenue generated a 1.22 percent increase.

Analysis of October 2022 / October 2021 traffic data comparison:

- Total toll traffic increased by 33,685 vehicles, or 0.87 percent for the month.
- Commercial-vehicle traffic decreased by 40,583 vehicles, or 6.62 percent.
- Passenger-vehicle toll traffic increased by 74,268 vehicles, or 2.28 percent.
- Average daily toll traffic for the Commission's eight toll bridges for October 2022 was 126,006 total vehicles as compared to the 124,920 total vehicles recorded on the toll bridges in October 2021.
- Total recorded westbound traffic volume at the Commission's toll supported bridges for October 2022 decreased by 176,611 vehicles, or 9.0 percent as compared to October 2021. Average daily westbound traffic on the toll supported bridges was 57,347 vehicles in October 2022 as compared to 63,044 vehicles in October 2021.

Traffic analysis for 2022 YTD:

- Total YTD toll traffic for the eight toll bridges is reflecting a 5.06 percent increase for the first ten months of 2022 as compared to the same ten-month period in 2021.
- Westbound traffic on the ten toll supported bridges is reflecting a 0.2 percent decrease through the first ten months of 2022 as compared to 2021.

REGION REVIEW:

Southern Region

Total toll traffic at Trenton-Morrisville (TM) reflected a 4.43 percent decrease for October 2022 when compared to October 2021 as the result of decreases of 20,467 cars and 10,518 trucks. The Scudder Falls Bridge recorded an increase of 4.03 in total toll traffic for October 2022 as compared to October 2021 as the result of the increase of 30,763 passenger vehicles and the decrease of 6,056 trucks. At New Hope-Lambertville (NHL), decreases of 1,811 cars and 611 trucks resulted in a decrease of 1.60 percent in total toll traffic for October 2022 compared to October 2021.

Central Region

The I-78 Toll Bridge recorded a decrease of 1.68 percent in total toll traffic for the month of October 2022 when compared to October 2021 as the result of the decrease of 4,737 cars and the decrease of 11,998 trucks. At the Easton-Phillipsburg (EP) Toll Bridge, an increase of 68,911 passenger vehicles and the decrease of 802 trucks resulted in a 16.34 percent increase in total toll traffic for October 2022 as compared to October 2021.

Northern Region

Portland-Columbia (PC) recorded a 14.46 percent decrease in total toll traffic during October 2022 compared to October 2021 as a result of the decreases of 17,122 automobiles and 99 trucks. At the Delaware Water Gap (DWG) Toll Bridge, the increase of 21,825 passenger vehicles combined with the decrease of 9,980 trucks generated an overall increase of 1.53 percent in total toll traffic for October 2022 when compared to October 2021. At Milford-Montague (MM), decreases of 3,094 passenger vehicles and 519 trucks produced a 3.51 percent decrease in total toll traffic for October 2022 as compared to October 2021.

E-ZPass Penetration Rates

The table below provides a comparison of the *E-ZPass* penetration rates for the Commission's eight (8) toll bridges for the months of October, 2022 and October, 2021, and the year-to-date periods ending October 31, 2022 and October 31, 2021.

		<i>E-ZPass</i> PENETRATION RATES					
		Oct. 2022	Oct. 2021	Change in Monthly Percentage	YTD 2022	YTD 2021	Change in YTD Percentage
All Toll Bridges	Cars	86.87	85.28	1.59	86.18	81.53	4.65
	Trucks	95.58	94.20	1.38	95.44	93.52	1.92
	Total	88.14	86.69	1.45	87.64	83.48	4.16
Trenton - Morrisville	Cars	87.03	84.64	2.39	86.32	79.20	7.12
	Trucks	95.59	94.27	1.32	95.79	93.35	2.44
	Total	87.88	85.69	2.19	87.46	80.78	6.68
Scudder Falls	Cars	91.34	91.14	0.20	91.59	90.39	1.20
	Trucks	89.11	89.19	-0.08	89.60	88.47	1.13
	Total	91.23	91.01	0.22	91.48	90.24	1.24
New Hope - Lambertville	Cars	93.75	92.48	1.27	93.56	90.71	2.85
	Trucks	94.99	92.73	2.26	94.16	91.78	2.38
	Total	93.84	92.50	1.34	93.61	90.80	2.81
I-78	Cars	84.65	82.17	2.48	83.54	79.06	4.48
	Trucks	96.64	95.14	1.50	96.40	94.63	1.77
	Total	88.14	86.04	2.10	87.46	83.85	3.61
Easton - Phillipsburg	Cars	87.14	87.29	-0.15	86.62	82.01	4.61
	Trucks	90.81	89.61	1.20	91.20	88.40	2.80
	Total	87.36	87.45	-0.09	86.93	82.46	4.47
Portland - Columbia	Cars	85.25	83.21	2.04	83.96	77.89	6.07
	Trucks	95.84	94.62	1.22	95.80	93.05	2.75
	Total	86.46	84.33	2.13	85.25	79.27	5.98
Delaware Water Gap	Cars	83.90	81.91	1.99	83.18	78.80	4.38
	Trucks	96.23	94.78	1.45	95.83	94.09	1.74
	Total	86.02	84.33	1.69	85.37	81.48	3.89
Milford - Montague	Cars	84.00	82.82	1.18	83.45	77.79	5.66
	Trucks	83.27	86.56	-3.29	87.55	87.74	-0.19
	Total	83.98	82.97	1.01	83.61	78.16	5.45

DELAWARE RIVER JOINT TOLL BRIDGE COMMISSION

ALL TOLL BRIDGES

COMPARATIVE STATEMENT OF TOLL TRAFFIC AND REVENUE

OCTOBER 2022

JANUARY 1, 2021 OCTOBER 31, 2021 304 DAYS		JANUARY 1, 2022 OCTOBER 31, 2022 304 DAYS		VEHICLE CLASS	MONTH OF OCTOBER 2022 31 DAYS		MONTH OF OCTOBER 2021 31 DAYS	
NUMBER OF VEHICLES	TOTAL REVENUE	NUMBER OF VEHICLES	TOTAL REVENUE		NUMBER OF VEHICLES	TOTAL REVENUE	NUMBER OF VEHICLES	TOTAL REVENUE
29,761,626	\$ 43,343,240.45	31,457,835	\$ 49,125,493.15	Passenger	3,333,863	\$ 5,197,636.90	3,259,595	\$ 5,125,323.55
-	(958,679.19)	-	(907,511.50)	Discounts *	-	(92,651.00)	-	(81,825.00)
29,761,626	\$ 42,384,561.26	31,457,835	\$ 48,217,981.65	TOTAL PASSENGER	3,333,863	\$ 5,104,985.90	3,259,595	\$ 5,043,498.55
1,137,953	9,515,353.05	1,175,818	10,748,131.40	2-Axle Trucks	99,792	914,778.00	118,205	1,082,665.00
404,921	5,343,318.53	430,121	5,873,133.00	3-Axle Trucks	44,691	610,546.50	48,132	657,972.00
464,488	8,154,640.90	480,228	8,757,390.00	4-Axle Trucks	55,194	1,006,794.00	51,433	938,756.00
3,691,353	80,500,118.19	3,732,335	84,947,337.50	5-Axle Trucks	365,293	8,316,740.00	384,944	8,767,850.00
100,282	2,594,162.70	84,577	2,294,190.00	6-Axle Trucks	7,157	194,115.00	9,952	269,778.00
3,442	115,326.34	2,601	90,003.50	7-Axle Trucks	209	7,124.50	253	8,768.00
-	-	-	-	Permits	-	-	-	-
5,802,439	\$ 106,222,919.71	5,905,680	\$ 112,710,185.40	TOTAL TRUCKS	572,336	\$ 11,050,098.00	612,919	\$ 11,725,789.00
35,564,065	\$ 148,607,480.97	37,363,515	\$ 160,928,167.05	TOTAL TOLL VEHICLES	3,906,199	\$ 16,155,083.90	3,872,514	16,769,287.55
116,987	\$ 488,840.40	122,906	\$ 529,368.97	DAILY AVERAGE	126,006	\$ 521,131.74	124,920	\$ 540,944.76
YTD Rate Change				MTD Rate Change Traffic				
Traffic (toll)		5.06%		Traffic (toll)		0.87%		
Autos		5.70%		Autos		2.28%		
Trucks		1.78%		Trucks		-6.62%		
Revenue		8.29%		Revenue		-3.66%		
Autos		13.76%		Autos		1.22%		
Trucks		6.11%		Trucks		-5.76%		

* "Discounts" represents rebates for commuter discounts earned when a customer crosses the Commission's bridges 16 times in a calendar month, as well as discounts for employee's, and Commission vehicle's non-revenue crossings. Starting May 2021, the commuter discount rate is reduced from 40% to 20%.

DELAWARE RIVER JOINT TOLL BRIDGE COMMISSION

TRENTON - MORRISVILLE TOLL BRIDGE

COMPARATIVE STATEMENT OF TOLL TRAFFIC AND REVENUE

OCTOBER 2022

JANUARY 1, 2021 OCTOBER, 31 , 2021 304 DAYS		JANUARY 1, 2022 OCTOBER 31, 2022 304 DAYS		VEHICLE CLASS	MONTH OF OCTOBER 2022 31 DAYS		MONTH OF OCTOBER 2021 31 DAYS	
NUMBER OF VEHICLES	TOTAL REVENUE	NUMBER OF VEHICLES	TOTAL REVENUE		NUMBER OF VEHICLES	TOTAL REVENUE	NUMBER OF VEHICLES	TOTAL REVENUE
5,776,836	\$ 8,273,937.25	5,725,606	\$ 8,939,031.75	Passenger	602,372	\$ 935,862.75	622,839	\$ 985,707.25
	(174,234.22)		(163,224.45)	Discounts *		(16,922.62)		(14,480.04)
5,776,836	\$ 8,099,703.03	5,725,606	\$ 8,775,807.30	TOTAL PASSENGER	602,372	\$ 918,940.13	622,839	\$ 971,227.21
239,862	1,954,417.30	292,897	2,663,480.25	2-Axle Trucks	15,915	145,580.00	21,980	200,917.00
113,111	1,478,757.90	123,570	1,685,892.00	3-Axle Trucks	11,593	158,121.00	13,949	190,368.00
87,293	1,530,328.80	102,908	1,876,528.00	4-Axle Trucks	11,661	213,026.00	10,511	191,762.00
282,551	6,187,210.50	265,834	6,081,260.00	5-Axle Trucks	26,437	605,030.00	29,770	680,977.50
2,837	72,903.60	2,781	76,104.00	6-Axle Trucks	345	9,372.00	245	6,690.00
227	7,326.70	150	4,944.00	7-Axle Trucks	9	287.00	23	842.50
				Permits				
725,881	\$ 11,230,944.80	788,140	\$ 12,388,208.25	TOTAL TRUCKS	65,960	\$ 1,131,416.00	76,478	\$ 1,271,557.00
6,502,717	\$ 19,330,647.83	6,513,746	\$ 21,164,015.55	TOTAL TOLL VEHICLES	668,332	\$ 2,050,356.13	699,317	\$ 2,242,784.21
21,391	\$ 63,587.66	21,427	\$ 69,618.47	DAILY AVERAGE	21,559	\$ 66,140.52	22,559	\$ 72,347.88
Rate Change						Rate Change		
Traffic (toll)						Traffic (toll)		
Autos						Autos		-4.43%
Trucks						Trucks		-3.29%
Revenue						Revenue		-13.75%
Autos						Autos		-8.58%
Trucks						Trucks		-5.38%
								-11.02%

DELAWARE RIVER JOINT TOLL BRIDGE COMMISSION

SCUDDER FALLS TOLL BRIDGE

COMPARATIVE STATEMENT OF TOLL TRAFFIC AND REVENUE

OCTOBER 2022

JANUARY 1, 2021 OCTOBER 31, 2021 304 DAYS		JANUARY 1, 2022 OCTOBER 31, 2022 304 DAYS		VEHICLE CLASS	MONTH OF OCTOBER 2022 31 DAYS		MONTH OF OCTOBER 2021 31 DAYS	
NUMBER OF VEHICLES	TOTAL REVENUE	NUMBER OF VEHICLES	TOTAL REVENUE		NUMBER OF VEHICLES	TOTAL REVENUE	NUMBER OF VEHICLES	TOTAL REVENUE
4,686,155	\$ 6,647,454.45 (208,212.12)	5,521,822	\$ 7,768,825.90 (166,258.72)	Passenger Discounts *	604,992	\$ 853,612.15 (16,819.13)	574,229	\$ 813,310.30 (17,971.08)
4,686,155	\$ 6,439,242.33	5,521,822	\$ 7,602,567.18	TOTAL PASSENGER	604,992	\$ 836,793.02	574,229	\$ 795,339.22
180,584	1,532,879.85	145,291	1,321,062.65	2-Axle Trucks	15,000	136,509.00	17,039	154,994.00
42,800	572,966.93	32,323	439,239.00	3-Axle Trucks	2,842	38,808.00	4,978	67,870.50
26,412	473,852.50	24,799	452,912.00	4-Axle Trucks	3,085	56,432.00	2,864	52,436.00
131,823	2,938,010.69	119,596	2,724,932.50	5-Axle Trucks	11,333	258,130.00	13,229	301,580.00
2,802	74,786.70	1,778	48,549.00	6-Axle Trucks	132	3,612.00	326	8,877.00
344	11,219.84	345	11,616.50	7-Axle Trucks	23	785.50	35	1,166.50
				Permits				
384,765	\$ 5,603,716.51	324,132	\$ 4,998,311.65	TOTAL TRUCKS	32,415	\$ 494,276.50	38,471	\$ 586,924.00
5,070,920	\$ 12,042,958.84	5,845,954	\$ 12,600,878.83	TOTAL TOLL VEHICLES	637,407	\$ 1,331,069.52	612,700	\$ 1,382,263.22
16,681	\$ 39,615.00	19,230	\$ 41,450.26	DAILY AVERAGE	20,562	\$ 42,937.73	19,765	\$ 44,589.14
Rate Change					Rate Change			
Traffic (toll)		15.28%			Traffic (toll)		4.03%	
Autos		17.83%			Autos		5.36%	
Trucks		-15.76%			Trucks		-15.74%	
Revenue		4.63%			Revenue		-3.70%	
Autos		18.07%			Autos		5.21%	
Trucks		-10.80%			Trucks		-15.79%	

DELAWARE RIVER JOINT TOLL BRIDGE COMMISSION

NEW HOPE - LAMBERTVILLE TOLL BRIDGE

COMPARATIVE STATEMENT OF TOLL TRAFFIC AND REVENUE

OCTOBER 2022

JANUARY 1, 2021 OCTOBER 31, 2021 304 DAYS		JANUARY 1, 2022 OCTOBER, 31 2022 304 DAYS		MONTH OF OCTOBER 2022 31 DAYS		MONTH OF OCTOBER 2021 31 DAYS		
NUMBER OF VEHICLES	TOTAL REVENUE	NUMBER OF VEHICLES	TOTAL REVENUE	VEHICLE CLASS	NUMBER OF VEHICLES	TOTAL REVENUE	NUMBER OF VEHICLES	TOTAL REVENUE
1,100,233	\$ 1,468,520.00	1,190,376	\$ 1,683,607.25	Passenger	139,105	\$ 196,785.25	140,916	\$ 201,520.50
	(58,928.11)		(52,998.98)	Discounts *		(4,855.79)		(4,300.06)
1,100,233	\$ 1,409,591.89	1,190,376	\$ 1,630,608.27	TOTAL PASSENGER	139,105	\$ 191,929.46	140,916	\$ 197,220.44
44,080	365,912.60	44,755	408,828.00	2-Axle Trucks	4,262	38,882.00	4,575	41,843.00
12,630	167,292.60	12,693	172,605.00	3-Axle Trucks	1,457	19,770.00	1,465	19,914.00
9,455	165,688.80	8,529	155,698.00	4-Axle Trucks	873	15,888.00	1,060	19,250.00
31,784	692,498.50	34,820	790,882.50	5-Axle Trucks	3,317	75,282.50	3,472	78,667.50
1,513	38,977.20	2,051	55,476.00	6-Axle Trucks	240	6,498.00	186	5,016.00
25	782.20	32	1,032.00	7-Axle Trucks			2	70.00
				Permits				
99,487	\$ 1,431,151.90	102,880	\$ 1,584,521.50	TOTAL TRUCKS	10,149	\$ 156,320.50	10,760	\$ 164,760.50
1,199,720	\$ 2,840,743.79	1,293,256	\$ 3,215,129.77	TOTAL TOLL VEHICLES	149,254	\$ 348,249.96	151,676	\$ 361,980.94
3,946	\$ 9,344.55	4,254	\$ 10,576.08	DAILY AVERAGE	4,815	\$ 11,233.87	4,893	\$ 11,676.80
Rate Change				Rate Change				
Traffic (toll)		7.80%		Traffic (toll)		-1.60%		
Autos		8.19%		Autos		-1.29%		
Trucks		3.41%		Trucks		-5.68%		
Revenue		13.18%		Revenue		-3.79%		
Autos		15.68%		Autos		-2.68%		
Trucks		10.72%		Trucks		-5.12%		

DELAWARE RIVER JOINT TOLL BRIDGE COMMISSION

I78 TOLL BRIDGE

COMPARATIVE STATEMENT OF TOLL TRAFFIC AND REVENUE

OCTOBER 2022

JANUARY 1, 2021 OCTOBER 31, 2021 304 DAYS		JANUARY 1, 2022 OCTOBER 31, 2022 304 DAYS		VEHICLE CLASS	MONTH OF OCTOBER 2022 31 DAYS		MONTH OF OCTOBER 2021 31 DAYS	
NUMBER OF VEHICLES	TOTAL REVENUE	NUMBER OF VEHICLES	TOTAL REVENUE		NUMBER OF VEHICLES	TOTAL REVENUE	NUMBER OF VEHICLES	TOTAL REVENUE
6,416,408	\$ 9,756,898.50 (160,265.35)	6,574,621	\$ 10,858,080.50 (154,854.35)	Passenger Discounts *	693,848	\$ 1,144,833.75 (15,840.80)	698,585	\$ 1,160,568.75 (14,043.01)
6,416,408	\$ 9,596,633.15	6,574,621	\$ 10,703,226.15	TOTAL PASSENGER	693,848	\$ 1,128,992.95	698,585	\$ 1,146,525.74
296,371	2,487,920.85	313,347	2,874,164.00	2-Axle Trucks	30,046	276,163.00	30,490	280,116.00
128,396	1,690,957.20	144,843	1,980,273.00	3-Axle Trucks	17,111	234,033.00	15,586	213,231.00
209,664	3,663,963.60	193,320	3,523,510.00	4-Axle Trucks	24,909	453,848.00	20,972	382,578.00
2,149,512	46,795,213.00	2,183,809	49,676,110.00	5-Axle Trucks	208,702	4,749,067.50	223,203	5,078,522.50
65,597	1,695,292.20	51,208	1,388,757.00	6-Axle Trucks	3,890	105,552.00	6,361	172,344.00
2,189	74,254.90	1,174	41,205.50	7-Axle Trucks Permits	107	3,644.00	151	5,286.00
2,851,729	\$ 56,407,601.75	2,887,701	\$ 59,484,019.50	TOTAL TRUCKS	284,765	\$ 5,822,307.50	296,763	\$ 6,132,077.50
9,268,137	\$ 66,004,234.90	9,462,322	\$ 70,187,245.65	TOTAL TOLL VEHICLES	978,613	\$ 6,951,300.45	995,348	\$ 7,278,603.24
30,487	\$ 217,119.19	31,126	\$ 230,879.10	DAILY AVERAGE	31,568	\$ 224,235.50	32,108	\$ 234,793.65
Rate Change				Rate Change				
Traffic (toll)		2.10%		Traffic (toll)		-1.68%		
Autos		2.47%		Autos		-0.68%		
Trucks		1.26%		Trucks		-4.04%		
Revenue		6.34%		Revenue		-4.50%		
Autos		11.53%		Autos		-1.53%		
Trucks		5.45%		Trucks		-5.05%		

DELAWARE RIVER JOINT TOLL BRIDGE COMMISSION

EASTON - PHILLIPSBURG TOLL BRIDGE

COMPARATIVE STATEMENT OF TOLL TRAFFIC AND REVENUE

OCTOBER 2022

JANUARY 1, 2021 OCTOBER 31, 2021 304 DAYS		JANUARY 1, 2022 OCTOBER 31, 2022 304 DAYS		VEHICLE CLASS	MONTH OF OCTOBER 2022 31 DAYS		MONTH OF OCTOBER 2021 31 DAYS	
NUMBER OF VEHICLES	TOTAL REVENUE	NUMBER OF VEHICLES	TOTAL REVENUE		NUMBER OF VEHICLES	TOTAL REVENUE	NUMBER OF VEHICLES	TOTAL REVENUE
3,611,430	\$ 5,012,178.75 (108,774.62)	4,162,756	\$ 6,412,874.50 (111,809.56)	Passenger Discounts *	456,542	\$ 704,949.25 (12,102.08)	387,631	\$ 590,505.00 (9,659.96)
3,611,430	\$ 4,903,404.13	4,162,756	\$ 6,301,064.94	TOTAL PASSENGER	456,542	\$ 692,847.17	387,631	\$ 580,845.04
106,486	888,504.85	110,823	1,014,368.00	2-Axle Trucks	10,098	92,459.00	11,205	102,567.00
30,980	410,369.40	32,300	441,076.50	3-Axle Trucks	2,918	39,849.00	3,353	46,000.50
28,673	507,115.60	34,385	627,798.00	4-Axle Trucks	2,744	50,044.00	3,171	58,024.00
106,153	2,325,557.00	127,590	2,911,075.00	5-Axle Trucks	12,460	283,507.50	11,296	257,837.50
963	25,353.00	845	23,007.00	6-Axle Trucks	98	2,655.00	90	2,442.00
140	4,397.00	197	6,228.00	7-Axle Trucks	11	350.00	16	521.00
				Permits			-	-
273,395	\$ 4,161,296.85	306,140	\$ 5,023,552.50	TOTAL TRUCKS	28,329	\$ 468,864.50	29,131	\$ 467,392.00
3,884,825	\$ 9,064,700.98	4,468,896	\$ 11,324,617.44	TOTAL TOLL VEHICLES	484,871	\$ 1,161,711.67	416,762	\$ 1,048,237.04
12,779	\$ 29,818.10	14,700	\$ 37,252.03	DAILY AVERAGE	15,641	\$ 37,474.57	13,444	\$ 33,814.10
Rate Change				Rate Change				
Traffic (toll)		15.03%	Traffic (toll)		16.34%			
Autos		15.27%	Autos		17.78%			
Trucks		11.98%	Trucks		-2.75%			
Revenue		24.93%	Revenue		10.83%			
Autos		28.50%	Autos		19.28%			
Trucks		20.72%	Trucks		0.32%			

DELAWARE RIVER JOINT TOLL BRIDGE COMMISSION

PORTLAND - COLUMBIA TOLL BRIDGE

COMPARATIVE STATEMENT OF TOLL TRAFFIC AND REVENUE

OCTOBER 2022

JANUARY 1, 2021 OCTOBER 31, 2021 304 DAYS			JANUARY 1, 2022 OCTOBER 31, 2022 304 DAYS			MONTH OF OCTOBER 2022 31 DAYS			MONTH OF OCTOBER 2021 31 DAYS		
NUMBER OF VEHICLES	TOTAL REVENUE		NUMBER OF VEHICLES	TOTAL REVENUE		VEHICLE CLASS	NUMBER OF VEHICLES	TOTAL REVENUE	NUMBER OF VEHICLES	TOTAL REVENUE	
892,211	\$	1,303,438.25	906,554	\$	1,440,073.50	Passenger	90,209	\$ 142,174.00	107,331	\$	172,162.00
		(38,484.86)			(48,698.94)	Discounts *		(4,650.96)			(2,934.74)
892,211	\$	1,264,953.39	906,554	\$	1,391,374.56	TOTAL PASSENGER	90,209	\$ 137,523.04	107,331	\$	169,227.26
22,630		189,320.85	24,346		222,277.00	2-Axle Trucks	1,933	17,690.00	2,588		23,715.00
8,042		106,557.00	10,203		140,107.50	3-Axle Trucks	1,087	14,889.00	1,014		13,860.00
24,583		435,752.40	37,410		680,348.00	4-Axle Trucks	4,685	85,142.00	4,499		81,614.00
33,991		745,591.00	37,933		861,687.50	5-Axle Trucks	3,929	89,272.50	3,629		82,572.50
179		4,739.40	317		8,667.00	6-Axle Trucks	26	714.00	28		774.00
17		554.50	14		444.50	7-Axle Trucks	2	63.00	3		112.50
						Permits					
89,442	\$	1,482,515.15	110,223	\$	1,913,531.50	TOTAL TRUCKS	11,662	\$ 207,770.50	11,761	\$	202,648.00
981,653	\$	2,747,468.54	1,016,777	\$	3,304,906.06	TOTAL TOLL VEHICLES	101,871	\$ 345,293.54	119,092	\$	371,875.26
3,229	\$	9,037.73	3,345	\$	10,871.40	DAILY AVERAGE	3,286	\$ 11,138.50	3,842	\$	11,995.98
Rate Change						Rate Change					
Traffic (toll)						Traffic (toll)					
Autos						Autos					
Trucks						Trucks					
Revenue						Revenue					
Autos						Autos					
Trucks						Trucks					

DELAWARE RIVER JOINT TOLL BRIDGE COMMISSION

DELAWARE WATER GAP TOLL BRIDGE

COMPARATIVE STATEMENT OF TOLL TRAFFIC AND REVENUE

OCTOBER 2022

JANUARY 1, 2021 OCTOBER 31, 2021 304 DAYS			JANUARY 1, 2022 OCTOBER 31, 2022 304 DAYS			MONTH OF OCTOBER 2022 31 DAYS			MONTH OF October 2021 31 DAYS			
NUMBER OF VEHICLES	TOTAL REVENUE		NUMBER OF VEHICLES	TOTAL REVENUE		VEHICLE CLASS	NUMBER OF VEHICLES	TOTAL REVENUE		NUMBER OF VEHICLES	TOTAL REVENUE	
6,298,745	\$	9,433,670.25	6,407,947	\$	10,475,910.25	Passenger	650,815	\$	1,067,047.75	628,990	\$	1,042,505.25
		(173,403.82)			(159,733.12)	Discounts *	-		(16,879.04)	-		(15,370.20)
6,298,745	\$	9,260,266.43	6,407,947	\$	10,316,177.13	TOTAL PASSENGER	650,815	\$	1,050,168.71	628,990	\$	1,027,135.05
225,778		1,910,453.30	219,243		2,012,031.00	2-Axle Trucks	20,379		187,534.00	28,028		257,271.00
65,644		871,725.60	70,779		966,945.00	3-Axle Trucks	7,301		99,819.00	7,428		101,700.00
75,359		1,323,800.80	76,118		1,389,836.00	4-Axle Trucks	7,025		128,500.00	8,042		147,282.00
946,052		20,607,470.50	955,510		21,735,692.50	5-Axle Trucks	98,489		2,242,167.50	99,404		2,266,080.00
26,291		679,472.40	25,513		691,335.00	6-Axle Trucks	2,405		65,145.00	2,710		73,470.00
499		16,763.20	686		24,435.00	7-Axle Trucks	56		1,960.00	23		769.50
						Permits						
1,339,623	\$	25,409,685.80	1,347,849	\$	26,820,274.50	TOTAL TRUCKS	135,655	\$	2,725,125.50	145,635	\$	2,846,572.50
7,638,368	\$	34,669,952.23	7,755,796	\$	37,136,451.63	TOTAL TOLL VEHICLES	786,470	\$	3,775,294.21	774,625	\$	3,873,707.55
25,126	\$	114,045.90	25,512	\$	122,159.38	DAILY AVERAGE	25,370	\$	121,783.68	24,988	\$	124,958.31
Rate Change												
Traffic (toll)		1.54%								Rate Change		
Autos		1.73%								Traffic (toll)		
Trucks		0.61%								Autos		
Revenue		7.11%								Trucks		
Autos		11.40%								Revenue		
Trucks		5.55%								Autos		
										Trucks		
										-4.27%		

DELAWARE RIVER JOINT TOLL BRIDGE COMMISSION

MILFORD - MONTAGUE TOLL BRIDGE

COMPARATIVE STATEMENT OF TOLL TRAFFIC AND REVENUE

OCTOBER 2022

JANUARY 1, 2021 OCTOBER 31, 2021 304 DAYS			JANUARY 1, 2022 OCTOBER 31, 2022 304 DAYS			MONTH OF OCTOBER 2022 31 DAYS		MONTH OF OCTOBER 2021 31 DAYS	
NUMBER OF VEHICLES	TOTAL REVENUE		NUMBER OF VEHICLES	TOTAL REVENUE	VEHICLE CLASS	NUMBER OF VEHICLES	TOTAL REVENUE	NUMBER OF VEHICLES	TOTAL REVENUE
979,608	\$ 1,447,143.00		968,153	\$ 1,547,089.50	Passenger	95,980	\$ 152,372.00	99,074	\$ 159,044.50
	(36,376.09)			(49,933.38)	Discounts *		(4,580.58)		(3,065.91)
979,608	\$ 1,410,766.91		968,153	\$ 1,497,156.12	TOTAL PASSENGER	95,980	\$ 147,791.42	99,074	\$ 155,978.59
22,162	185,943.45		25,116	231,920.50	2-Axle Trucks	2,159	19,961.00	2,300	21,242.00
3,318	44,691.90		3,410	46,995.00	3-Axle Trucks	382	5,257.50	359	5,028.00
3,049	54,138.40		2,759	50,760.00	4-Axle Trucks	212	3,914.00	314	5,810.00
9,487	208,567.00		7,243	165,697.50	5-Axle Trucks	626	14,282.50	941	21,612.50
100	2,638.20		84	2,295.00	6-Axle Trucks	21	567.00	6	165.00
1	28.00		3	98.00	7-Axle Trucks	1	35.00	-	-
					Permits			-	-
38,117	\$ 496,006.95		38,615	\$ 497,766.00	TOTAL TRUCKS	3,401	\$ 44,017.00	3,920	\$ 53,857.50
1,017,725	\$ 1,906,773.86		1,006,768	\$ 1,994,922.12	TOTAL TOLL VEHICLES	99,381	\$ 191,808.42	102,994	\$ 209,836.09
3,348	\$ 6,272.28		3,312	\$ 6,562.24	DAILY AVERAGE	3,206	\$ 6,187.37	3,322	\$ 6,768.91
Rate Change						Rate Change			
Traffic (toll)						Traffic (toll)			
Autos						Autos		-3.51%	
Trucks						Trucks		-3.12%	
Revenue						Revenue		-13.24%	
Autos						Autos		-8.59%	
Trucks						Trucks		-5.25%	
								-18.27%	



Delaware River Joint Toll Bridge Commission Toll Supported Bridge - Westbound Traffic Counts October 2022

Bridge	Westbound Volume					
	October 2022	October 2021	% Change	YTD 2022	YTD 2021	% Change
Lower Trenton	432,928	440,860	-1.8%	4,295,701	4,119,540	4.3%
Calhoun Street	304,072	329,093	-7.6%	3,176,763	3,017,311	5.3%
Washington Crossing	138,384	139,496	-0.8%	1,243,256	1,229,357	1.1%
New Hope - Lambertville	240,722	267,309	-9.9%	2,252,123	2,133,196	5.6%
Centre Bridge - Stockton ¹	72,152	65,050	10.9%	647,299	744,670	-13.1%
Uhlerstown - Frenchtown	96,250	103,682	-7.2%	932,002	868,567	7.3%
Upper Black Eddy - Milford	57,165	58,602	-2.5%	548,978	538,086	2.0%
Riegelsville	52,548	55,670	-5.6%	522,011	502,928	3.8%
Northampton Street ²	308,170	390,719	-21.1%	3,341,667	3,689,938	-9.4%
Riverton-Belvidere ³	75,352	103,873	-27.5%	785,891	933,976	-15.9%
Total	1,777,743	1,954,354	-9.0%	17,745,691	17,777,570	-0.2%

NOTES:

1. Upper York Road (SR 263) west of Centre Bridge remains closed from Tropical Storm Ida in September 2021. Upper York Road
2. Contract No. TS-590A NHS TSB Rehabilitation began implementing lane restrictions in February 2022. In Early August lane closings were shifted. Two lanes remain open, one eastbound and one westbound.



Delaware River Joint Toll Bridge Commission Toll-Supported Bridge Traffic Counts October 2022

Bridge	Eastbound				Westbound				Total Volume	
	October 2022		October 2021		October 2022		October 2021		October 2022	October 2021
	Volume	% of Total	Volume	% of Total	Volume	% of Total	Volume	% of Total		
Lower Trenton	82,529	16.0%	81,029	15.5%	432,928	84.0%	440,860	84.5%	515,457	521,889
Calhoun Street	145,093	32.3%	162,916	33.1%	304,072	67.7%	329,093	66.9%	449,165	492,009
Washington Crossing	93,523	40.3%	92,284	39.8%	138,384	59.7%	139,496	60.2%	231,907	231,780
New Hope-Lambertville	162,965	40.4%	179,113	40.1%	240,722	59.6%	267,309	59.9%	403,687	446,422
Centre Bridge-Stockton ¹	56,812	44.1%	51,883	44.4%	72,152	55.9%	65,050	55.6%	128,964	116,933
Uhlerstown-Frenchtown	51,606	34.9%	59,554	36.5%	96,250	65.1%	103,682	63.5%	147,856	163,236
Upper Black Eddy-Milford	51,366	47.3%	53,180	47.6%	57,165	52.7%	58,602	52.4%	108,531	111,782
Riegelsville	42,961	45.0%	48,083	46.3%	52,548	55.0%	55,670	53.7%	95,509	103,753
Northampton Street ²	157,025	33.8%	133,357	25.4%	308,170	66.2%	390,719	74.6%	465,195	524,076
Riverton-Belvidere ³	48,694	39.3%	55,135	34.7%	75,352	60.7%	103,873	65.3%	124,046	159,008
Total	892,574	33.4%	916,534	31.9%	1,777,743	66.6%	1,954,354	68.1%	2,670,317	2,870,888

NOTES:

1. Upper York Road (SR 263) west of Centre Bridge reopened September 27, after being closed from Tropical Storm Ida in September 2021.

2. Contract No. TS-590A NHS TSB Rehabilitation began implementing lane restrictions in February 2022. In Early August lane closings were shifted. Two lanes remain open, one eastbound and one westbound.

3. Part of Riverton Road in Upper Mount Bethel Township has been closed since March 3, 2022, due to the threat of an unstable hillside.

On 4/11/21, a toll adjustment at the Commission's 8 Toll Bridges was implemented.



Delaware River Joint Toll Bridge Commission Toll Supported Bridge - Two Way Traffic Counts

October 2022

Bridge	Total Volume					
	October 2022	October 2021	% Change	YTD 2022	YTD 2021	% Change
Lower Trenton	515,457	521,889	-1.2%	5,101,826	4,909,584	3.9%
Calhoun Street	449,165	492,009	-8.7%	4,759,890	4,577,395	4.0%
Washington Crossing	231,907	231,780	0.1%	2,156,468	1,908,453	13.0%
New Hope - Lambertville	403,687	446,422	-9.6%	3,751,692	3,689,835	1.7%
Centre Bridge - Stockton ¹	128,964	116,933	10.3%	1,176,210	1,360,606	-13.6%
Uhlerstown - Frenchtown	147,856	163,236	-9.4%	1,377,127	1,351,723	1.9%
Upper Black Eddy-Milford	108,531	111,782	-2.9%	1,049,085	1,024,270	2.4%
Riegelsville	95,509	103,753	-7.9%	956,773	941,506	1.6%
Northampton Street ²	465,195	524,076	-11.2%	4,449,759	5,017,592	-11.3%
Riverton-Belvidere ³	124,046	159,008	-22.0%	1,279,524	1,463,510	-12.6%
Total	2,670,317	2,870,888	-7.0%	26,058,354	26,244,474	-0.7%

NOTES:

1. Upper York Road (SR 263) west of Centre Bridge remains closed from Tropical Storm Ida in September 2021. Upper York Road
2. Contract No. TS-590A NHS TSB Rehabilitation began implementing lane restrictions in February 2022. In Early August lane closings were shifted. Two lanes remain open, one eastbound and one westbound.
3. Part of Riverton Road in Upper Mount Bethel Township has been closed since March 3, 2022, due to the threat of an unstable hillside.

On 4/11/21, a toll adjustment at the Commission's 8 Toll Bridges was implemented.



Delaware River Joint Toll Bridge Commission

Toll Bridge - Two Way Traffic Counts

October 2022

Bridge	Total Volume (all classes)					
	October 2022	October 2021	% Change	YTD 2022	YTD 2021	% Change
Trenton - Morrisville	1,641,769	1,722,518	-4.7%	16,121,888	15,987,508	0.8%
Scudder Falls ¹	1,338,398	1,198,738	11.7%	12,093,190	10,200,403	18.6%
New Hope - Lambertville	366,622	368,335	-0.5%	3,220,439	2,979,793	8.1%
Interstate 78	1,998,130	2,045,993	-2.3%	19,344,836	18,998,897	1.8%
Easton - Phillipsburg ²	1,081,112	1,095,756	-1.3%	10,620,052	9,993,520	6.3%
Portland - Columbia	227,911	238,006	-4.2%	2,168,679	2,085,447	4.0%
Delaware Water Gap	1,540,319	1,528,809	0.8%	15,246,237	15,117,310	0.9%
Milford - Montague ³	205,325	230,483	-10.9%	2,168,304	2,266,888	-4.3%
Total	8,399,586	8,428,638	-0.3%	80,983,625	77,629,766	4.3%

NOTES:

¹ Construction began in June 2017 under contract T-668A for the Scudder Falls Replacement Bridge. In July 2019, SFB became a Toll Bridge. On August 18, 2021, traffic to New Jersey was shifted from the new upstream bridge to the new downstream bridge. The traffic counter was out of service from 8/18 - 8/25 until it was relocated to count traffic in the new pattern. Data for this period was interpolated using the average for each day of the week remainder of the month that data was collected. Construction will continue into 2022. Special Permit Vehicles Restrictions were lifted on October 1st, 2022.

2. Contract No. TS-590A NHS TSB Rehabilitation began implementing lane restrictions in February 2022. In Early August lane closings

3. On 10/24/22, a temporary traffic signal was installed on the NJ Approach for Contract No. T/TS-734A-006 M-M Approach and Bridge Repaving restricting traffic to one lane alternating traffic.

On 4/11/21, a toll adjustment at the Commission's 8 Toll Bridges was implemented.

DELAWARE RIVER JOINT TOLL BRIDGE COMMISSION

Meeting of November 21st, 2022

STATISTICAL SUMMARY OF EXPENDITURES

There follows reports entitled **“Budget vs Actual”** covering the month of October 2022 and the ten months year-to-date (“YTD”) operations of fiscal year 2022 relative to Toll Bridges, Toll Supported Bridges and Administration Departments.

Total operating expense plus encumbrance totaled \$5,683,732 for the month of October. For the 2022 fiscal period, total expense plus encumbrances amounted to \$60,530,460, which represents 89.66% of 2022 year-to-date operating budget.

There was no unusual expense during the month.

Delaware River Joint Toll Bridge Commission
Budget vs Actual
For the Ten Months Ending October 31, 2022

TOTAL COMMISSION

	Annual Budget 2022	YTD Budget 2022	Expended For The Month	Expended Year To Date	Encumbered	Remaining Annual Budget
Regular Employee Salaries	\$24,967,920	20,032,366	\$1,753,159	\$18,844,455	\$0	\$6,123,465
Part-Time Employee Wages	520,205	442,613	47,622	401,996	0	118,209
Overtime Wages	619,997	527,481	56,638	494,394	0	125,604
Pension Contributions	8,420,101	6,799,946	571,062	6,060,729	0	2,359,372
FICA Contributions	2,089,393	1,687,890	144,992	1,576,992	0	512,401
Regular Employee Healthcare Benefits	11,738,251	9,766,707	870,595	8,857,715	0	2,880,536
Life Insurance Benefits	272,001	227,596	18,108	187,579	0	84,421
Unemployment Compensation Benefits	44,100	44,100	0	20,194	0	23,906
Utility Expense	901,101	783,449	61,586	644,683	16,886	239,531
Office Expense	322,795	280,001	19,047	146,876	13,631	162,288
Telecommunication Expense	1,548,967	1,302,896	97,468	1,074,330	3,505	471,132
Information Technology Expense	797,270	752,729	52,096	579,458	46,069	171,744
Professional Development/Meetings	497,368	429,599	17,210	129,273	7,896	360,199
Vehicle Maintenance Expense and Fuel	598,249	561,186	56,574	441,601	80,903	75,746
Operations Maintenance Expense	1,688,205	1,483,591	89,039	1,002,740	296,432	389,033
ESS Operating Maintenance Expense	1,451,000	1,209,167	103,221	952,313	344	498,343
Commission Expense	19,448	16,207	340	7,522	0	11,926
Toll Collection Expense	90,057	84,022	5,831	57,427	581	32,050
Uniform Expense	192,014	163,759	11,693	86,930	47,345	57,740
Business Insurance	5,245,450	4,183,425	309,977	3,325,721	0	1,919,729
Licenses & Inspections Expense	13,194	11,545	648	6,223	0	6,971
Advertising	60,396	53,420	4,791	12,176	0	48,221
Professional Services	1,674,672	1,416,395	83,377	940,598	10,728	723,345
State Police Bridge Security	7,136,882	6,004,188	582,443	5,635,945	0	1,500,937
EZP Equip/Traffic Counter Maint	1,468,000	1,233,246	96,182	971,769	1,667	494,564
General Contingency	500,000	500,000	0	31,517	0	468,484
EZPass Operating Expense	8,955,442	7,513,876	748,783	7,513,321	0	1,442,120
Total	\$81,832,478	\$67,511,401	\$5,802,481	\$60,004,475	\$525,985	\$21,302,019

Delaware River Joint Toll Bridge Commission
Budget vs Actual
For the Ten Months Ending October 31, 2022

ADMINISTRATION*

	Annual Budget 2022	YTD Budget 2022	Expended For The Month	Expended Year To Date	Encumbered	Remaining Annual Budget
OPERATING EXPENSE						
Regular Employee Salaries	\$4,707,723	3,802,827	\$334,375	\$3,716,483	\$0	\$991,240
Overtime Wages	4,931	4,040	612	4,040	0	892
Pension Contributions	1,492,551	1,205,521	101,734	1,074,947	0	417,603
FICA Contributions	360,518	291,188	22,668	279,795	0	80,724
Regular Employee Healthcare Benefits	1,547,821	1,282,960	105,810	1,087,749	0	460,071
Life Insurance Benefits	50,218	41,849	3,240	34,948	0	15,270
Unemployment Compensation Benefits	44,100	44,100	0	20,194	0	23,906
Utility Expense	129,100	104,967	18,289	84,784	0	44,316
Office Expense	216,920	188,258	12,210	101,482	11,152	104,286
Telecommunication Expense	124,233	101,289	7,736	94,505	0	29,728
Information Technology Expense	794,250	750,220	52,096	579,458	46,069	168,723
Professional Development/Meetings	136,097	123,422	1,614	61,326	0	74,771
Vehicle Maintenance Expense and Fuel	49,441	43,743	7,236	42,614	2,493	4,334
Operations Maintenance Expense	176,300	120,074	8,177	83,884	44,695	47,721
Commission Expense	19,448	16,207	340	7,522	0	11,926
Uniform Expense	2,500	2,045	120	826	0	1,674
Business Insurance	544,531	265,992	(49,825)	(272,295)	0	816,826
Advertising	60,396	53,420	4,791	12,176	0	48,221
Professional Services	1,229,672	1,045,560	39,374	696,868	0	532,804
General Contingency	500,000	500,000	0	31,517	0	468,484
OPERATING EXPENSE SUBTOTAL	\$12,190,751	\$9,987,682	\$670,596	\$7,742,823	\$104,409	\$4,343,520
ADM OPS ALLOCATION						
TES Allocation			11,644	110,902		
ADM OPS ALLOCATION SUBTOTAL			\$11,644	\$110,902		
TOTAL EXPENSES			\$682,240	\$7,853,725		

* Includes Executive, Human Resources, Accounting, EZPass, Purchasing, Information Technology, Community Affairs and Contract/Compliance.

Delaware River Joint Toll Bridge Commission
Budget vs Actual
For the Ten Months Ending October 31, 2022

ADMINISTRATION - OPERATIONS*

	Annual Budget 2022	YTD Budget 2022	Expended For The Month	Expended Year To Date	Encumbered	Remaining Annual Budget
OPERATING EXPENSE						
Regular Employee Salaries	\$3,383,419	2,704,146	\$243,765	\$2,523,061	\$0	\$860,359
Overtime Wages	24,100	19,430	640	13,988	0	10,112
Pension Contributions	1,442,901	1,165,397	97,748	1,038,599	0	404,301
FICA Contributions	353,562	285,568	25,414	274,614	0	78,948
Regular Employee Healthcare Benefits	1,503,506	1,253,047	111,502	1,199,303	0	304,203
Life Insurance Benefits	46,644	38,870	3,290	32,889	0	13,755
Office Expense	53,543	45,397	1,559	18,520	593	34,430
Telecommunication Expense	158,847	132,373	6,163	90,697	0	68,150
Professional Development/Meetings	336,486	284,544	15,170	64,208	7,896	264,382
Vehicle Maintenance Expense and Fuel	1,000	833	0	322	0	678
ESS Operating Maintenance Expense	1,451,000	1,209,167	103,221	952,313	344	498,343
Toll Collection Expense	265	221	0	242	0	22
Uniform Expense	21,208	17,673	423	6,050	7,304	7,854
Business Insurance	95,650	79,709	6,149	61,486	0	34,165
Professional Services	445,000	370,835	44,003	243,731	10,728	190,541
OPERATING EXPENSE SUBTOTAL	\$9,317,131	\$7,607,209	\$659,048	\$6,520,024	\$26,865	\$2,770,242
ADM OPS ALLOCATION						
TES Allocation			(88,047)	(838,611)		
Toll Operation Allocation			(59,203)	(671,949)		
Bridge Maint Allocation			(52,034)	(541,911)		
Maint/Toll Allocation			(19,451)	(203,193)		
PSBS Allocation			(309,166)	(3,112,219)		
ADM OPS ALLOCATION SUBTOTAL			(\$527,900)	(\$5,367,882)		
TOTAL EXPENSES			\$131,148	\$1,152,142		

* Includes Engineering, Training & Employee Safety, Maintenance/Toll Operation, Public Safety and Bridge Security.

Delaware River Joint Toll Bridge Commission
Budget vs Actual
For the Ten Months Ending October 31, 2022

SOUTHERN REGION TOLL BRIDGE

	Annual Budget 2022	YTD Budget 2022	Expended For The Month	Expended Year To Date	Encumbered	Remaining Annual Budget
OPERATING EXPENSE						
Regular Employee Salaries	\$4,294,132	3,467,137	\$298,367	\$3,241,351	\$0	\$1,052,781
Part-Time Employee Wages	109,012	101,075	8,148	76,323	0	32,689
Overtime Wages	155,882	140,091	21,706	156,633	0	(751)
Pension Contributions	1,400,221	1,136,093	83,228	884,097	0	516,124
FICA Contributions	348,765	283,487	24,880	263,320	0	85,445
Regular Employee Healthcare Benefits	2,143,888	1,789,227	158,758	1,621,403	0	522,485
Life Insurance Benefits	45,415	38,000	3,042	30,402	0	15,013
Utility Expense	251,028	225,999	15,281	198,450	8,027	44,550
Office Expense	27,376	23,380	3,387	15,949	493	10,934
Telecommunication Expense	176,215	156,021	7,331	112,436	0	63,779
Information Technology Expense	2,255	1,844	0	0	0	2,255
Professional Development/Meetings	7,798	6,982	0	1,660	0	6,138
Vehicle Maintenance Expense and Fuel	209,454	203,613	21,483	172,006	21,656	15,793
Operations Maintenance Expense	476,024	419,947	3,314	322,167	49,886	103,971
Toll Collection Expense	24,504	23,207	1,872	17,621	0	6,883
Uniform Expense	76,759	66,481	6,747	45,787	15,699	15,272
Business Insurance	1,709,888	1,424,907	131,494	1,314,944	0	394,944
Licenses & Inspections Expense	4,735	4,735	400	2,594	0	2,141
State Police Bridge Security	2,013,135	1,693,624	164,657	1,593,282	0	419,854
EZP Equipment/Traffic Counter Maint	508,027	425,948	33,641	337,813	278	169,936
EZPass Operating Expense	4,352,662	3,646,022	373,538	3,671,528	0	681,134
OPERATING EXPENSE SUBTOTAL	\$18,337,174	\$15,277,819	\$1,361,273	\$14,079,767	\$96,038	\$4,161,369
ADM OPS AIIOICATION						
TES Allocation			15,542	148,030		
Toll Operation Allocation			17,761	201,585		
Bridge Maint Allocation			13,009	135,478		
Maint/Toll Allocation			4,279	44,702		
PSBS Allocation			82,333	824,957		
ADM OPS AIIOICATION SUBTOTAL			\$132,923	\$1,354,752		
TOTAL EXPENSES			\$1,494,196	\$15,434,518		

Delaware River Joint Toll Bridge Commission
Budget vs Actual
For the Ten Months Ending October 31, 2022

CENTRAL REGION TOLL BRIDGE

	Annual Budget 2022	YTD Budget 2022	Expended For The Month	Expended Year To Date	Encumbered	Remaining Annual Budget
OPERATING EXPENSE						
Regular Employee Salaries	\$4,249,619	3,397,757	\$277,049	\$3,035,890	\$0	\$1,213,729
Part-Time Employee Wages	172,100	143,416	12,945	127,019	0	45,081
Overtime Wages	107,135	86,372	3,425	58,880	0	48,255
Pension Contributions	1,361,740	1,099,866	97,022	1,030,792	0	330,948
FICA Contributions	346,457	279,826	22,252	244,593	0	101,865
Regular Employee Healthcare Benefits	2,143,888	1,786,810	162,486	1,623,012	0	520,876
Life Insurance Benefits	43,094	36,886	2,765	28,712	0	14,383
Utility Expense	265,884	231,183	14,794	187,395	4,627	73,862
Office Expense	13,138	11,794	900	4,714	495	7,929
Telecommunication Expense	455,731	384,930	31,854	323,091	3,505	129,136
Information Technology Expense	503	446	0	0	0	503
Professional Development/Meetings	6,168	5,194	406	1,773	0	4,395
Vehicle Maintenance Expense and Fuel	184,141	166,660	17,436	131,705	36,939	15,497
Operations Maintenance Expense	373,831	342,773	14,679	245,609	37,784	90,438
Toll Collection Expense	31,166	29,335	2,153	22,048	35	9,083
Uniform Expense	28,903	24,530	3,348	9,630	10,450	8,823
Business Insurance	1,119,636	933,030	85,779	857,794	0	261,842
Licenses & Inspections Expense	3,544	2,458	248	2,508	0	1,036
State Police Bridge Security	2,000,478	1,682,940	163,259	1,579,755	0	420,723
EZP Equipment/Traffic Counter Maint	428,613	359,161	28,440	290,629	185	137,799
EZPass Operating Expense	2,704,088	2,272,326	220,452	2,257,016	0	447,072
OPERATING EXPENSE SUBTOTAL	\$16,039,856	\$13,277,692	\$1,161,695	\$12,062,564	\$94,020	\$3,883,273
ADM OPS AIIOCATION						
TES Allocation			19,936	189,883		
Toll Operation Allocation			23,681	268,780		
Bridge Maint Allocation			15,610	162,573		
Maint/Toll Allocation			6,224	65,022		
PSBS Allocation			53,799	538,644		
ADM OPS AIIOCATION SUBTOTAL			\$119,250	\$1,224,902		
TOTAL EXPENSES			\$1,280,945	\$13,287,465		

Delaware River Joint Toll Bridge Commission
Budget vs Actual
For the Ten Months Ending October 31, 2022

NORTHERN REGION TOLL BRIDGE

	Annual Budget 2022	YTD Budget 2022	Expended For The Month	Expended Year To Date	Encumbered	Remaining Annual Budget
OPERATING EXPENSE						
Regular Employee Salaries	\$4,160,955	3,333,154	\$279,187	\$3,018,206	\$0	\$1,142,749
Part-Time Employee Wages	198,049	163,918	26,529	194,577	0	3,472
Overtime Wages	225,823	192,547	7,345	119,250	0	106,573
Pension Contributions	1,388,284	1,121,306	98,475	1,045,912	0	342,372
FICA Contributions	350,739	283,288	23,735	252,786	0	97,954
Regular Employee Healthcare Benefits	2,143,888	1,788,466	161,975	1,622,396	0	521,493
Life Insurance Benefits	43,720	36,433	2,685	29,086	0	14,634
Utility Expense	152,769	132,536	8,794	128,979	4,232	19,558
Office Expense	10,583	10,144	991	5,599	899	4,086
Telecommunication Expense	373,685	311,404	24,653	265,837	0	107,848
Information Technology Expense	262	219	0	0	0	262
Professional Development/Meetings	5,047	4,646	20	306	0	4,741
Vehicle Maintenance Expense and Fuel	130,537	126,202	9,711	89,535	18,725	22,277
Operations Maintenance Expense	412,423	385,869	31,869	263,838	78,638	69,947
Toll Collection Expense	34,123	31,259	1,805	17,515	546	16,062
Uniform Expense	27,770	23,771	180	15,995	777	10,999
Business Insurance	1,064,567	887,139	81,555	815,546	0	249,021
Licenses & Inspections Expense	2,420	2,420	0	1,121	0	1,299
State Police Bridge Security	1,318,898	1,109,699	107,635	1,041,523	0	277,375
EZP Equipment/Traffic Counter Maint	508,027	425,885	33,639	327,490	278	180,259
EZPass Operating Expense	1,898,692	1,595,528	154,792	1,584,778	0	313,914
OPERATING EXPENSE SUBTOTAL	\$14,451,262	\$11,965,833	\$1,055,574	\$10,840,273	\$104,094	\$3,506,896
ADM OPS AIIOCATION						
TES Allocation			20,199	192,391		
Toll Operation Allocation			17,761	201,585		
Bridge Maint Allocation			12,488	130,059		
Maint/Toll Allocation			4,668	48,766		
PSBS Allocation			80,698	807,965		
ADM OPS AIIOCATION SUBTOTAL			\$135,814	\$1,380,766		
TOTAL EXPENSES			\$1,191,388	\$12,221,038		

Delaware River Joint Toll Bridge Commission
Budget vs Actual
For the Ten Months Ending October 31, 2022

SOUTHERN DIVISION TOLL SUPPORTED BRIDGES

	Annual Budget 2022	YTD Budget 2022	Expended For The Month	Expended Year To Date	Encumbered	Remaining Annual Budget
OPERATING EXPENSE						
Regular Employee Salaries	\$2,017,777	1,601,503	\$164,964	\$1,632,506	\$0	\$385,270
Part-Time Employee Wages	24,389	20,324	0	4,077	0	20,312
Overtime Wages	51,551	44,322	14,323	71,881	0	(20,330)
Pension Contributions	646,044	516,203	44,629	475,274	0	170,770
FICA Contributions	159,404	127,376	13,628	129,661	0	29,743
Regular Employee Healthcare Benefits	1,141,551	938,935	86,025	864,788	0	276,763
Life Insurance Benefits	21,095	17,395	1,584	17,660	0	3,435
Utility Expense	60,857	54,261	2,331	23,922	0	36,936
Telecommunication Expense	69,823	58,186	5,278	51,361	0	18,462
Professional Development/Meetings	3,525	2,938	0	0	0	3,525
Vehicle Maintenance Expense and Fuel	16,484	14,142	708	708	0	15,776
Operations Maintenance Expense	179,093	153,153	25,806	49,581	80,937	48,575
Uniform Expense	18,230	15,348	165	2,245	8,279	7,706
Business Insurance	414,335	345,280	32,016	320,161	0	94,175
Licenses & Inspections Expense	870	820	0	0	0	870
State Police Bridge Security	1,134,220	954,149	92,201	892,170	0	242,050
EZP Equipment/Traffic Counter Maint	11,667	11,075	232	7,926	463	3,278
OPERATING EXPENSE SUBTOTAL	\$5,970,916	\$4,875,410	\$483,889	\$4,543,921	\$89,679	\$1,337,316
ADM OPS ALLOCATION						
TES Allocation			10,368	98,751		
Bridge Maint Allocation			5,203	54,191		
Maint/Toll Allocation			2,140	22,351		
PSBS Allocation			49,070	499,440		
ADM OPS ALLOCATION SUBTOTAL			\$66,781	\$674,733		
TOTAL EXPENSES			\$550,669	\$5,218,654		

Delaware River Joint Toll Bridge Commission
Budget vs Actual
For the Ten Months Ending October 31, 2022

NORTHERN DIVISION TOLL SUPPORTED BRIDGES

	Annual Budget 2022	YTD Budget 2022	Expended For The Month	Expended Year To Date	Encumbered	Remaining Annual Budget
OPERATING EXPENSE						
Regular Employee Salaries	\$2,154,295	1,725,841	\$155,453	\$1,676,958	\$0	\$477,337
Part-Time Employee Wages	16,655	13,879	0	0	0	16,655
Overtime Wages	50,575	40,679	8,588	69,722	0	(19,147)
Pension Contributions	688,360	555,561	48,226	511,108	0	177,253
FICA Contributions	169,947	137,158	12,415	132,223	0	37,723
Regular Employee Healthcare Benefits	1,113,708	927,263	84,039	839,064	0	274,644
Life Insurance Benefits	21,815	18,163	1,500	13,883	0	7,932
Utility Expense	41,463	34,503	2,098	21,152	0	20,310
Office Expense	1,235	1,029	0	612	0	623
Telecommunication Expense	190,432	158,694	14,454	136,403	0	54,030
Professional Development/Meetings	2,247	1,873	0	0	0	2,247
Vehicle Maintenance Expense and Fuel	7,191	5,993	0	4,711	1,090	1,391
Operations Maintenance Expense	70,534	61,775	5,194	37,661	4,492	28,381
Uniform Expense	16,644	13,911	709	6,397	4,835	5,412
Business Insurance	296,843	247,369	22,809	228,085	0	68,758
Licenses & Inspections Expense	1,625	1,112	0	0	0	1,625
State Police Bridge Security	670,151	563,777	54,691	529,215	0	140,936
EZP Equipment/Traffic Counter Maint	11,667	11,177	231	7,911	463	3,293
OPERATING EXPENSE SUBTOTAL	\$5,525,388	\$4,519,755	\$410,407	\$4,215,105	\$10,880	\$1,299,403
ADM OPS ALLOCATION						
TES Allocation			10,358	98,655		
Bridge Maint Allocation			5,724	59,610		
Maint/Toll Allocation			2,140	22,351		
PSBS Allocation			43,267	441,212		
ADM OPS ALLOCATION SUBTOTAL			\$61,488	\$621,828		
TOTAL EXPENSES			\$471,895	\$4,836,933		

DELAWARE RIVER JOINT TOLL BRIDGE COMMISSION SYSTEM
STATEMENT OF REVENUE AND EXPENSES FOR THE TEN MONTHS ENDED OCTOBER 31, 2022

	Southern Toll Bridges	Central Toll Bridges	Northern Toll Bridges	Toll Bridges Subtotal	Southern Region TSB	Northern Region TSB	TSB Subtotal	Administration Operation	Administration Administrative	ADM Subtotal	TOTAL 2022	TOTAL 2021
TOLL REVENUE												
Net Toll Revenue	35,628,034	78,616,820	40,999,945	155,244,798	-	-	-	-	-	-	155,244,798	143,352,603
EZPass Fee	418,314	956,812	480,790	1,855,917	-	-	-	-	-	-	1,855,917	1,697,654
Net Violation Fee Income	2,723,833	2,847,319	1,889,321	7,460,472	-	-	-	-	-	-	7,460,472	6,140,444
REVENUE FROM TOLL	\$ 38,770,180	\$ 82,420,951	\$ 43,370,056	\$ 164,561,187	\$ -	\$ -	\$ -	\$ -	\$ -	\$ -	\$ 164,561,187	\$ 151,190,702
OPERATING EXPENSE												
Regular Employee Salaries	3,241,351	3,035,890	3,018,206	9,295,447	1,632,506	1,676,958	3,309,464	2,523,061	3,716,483	6,239,544	18,844,455	18,659,376
Part-Time Employee Wages	76,323	127,019	194,577	397,919	4,077	-	4,077	-	-	-	401,996	168,391
Summer Employee Wages	-	-	-	-	-	-	-	-	-	-	-	-
Overtime Wages	156,633	58,880	119,250	334,763	71,881	69,722	141,603	13,988	4,040	18,028	494,394	382,657
Pension Contributions	884,097	1,030,792	1,045,912	2,960,800	475,274	511,108	986,382	1,038,599	1,074,947	2,113,547	6,060,729	5,998,964
FICA Contributions	263,320	244,593	252,786	760,699	129,661	132,223	261,884	274,614	279,795	554,409	1,576,992	1,543,645
Regular Employee Healthcare Benefits	1,621,403	1,623,012	1,622,396	4,866,811	864,788	839,064	1,703,852	1,199,303	1,087,749	2,287,052	8,857,715	7,495,587
Life Insurance Benefits	30,402	28,712	29,086	88,199	17,660	13,883	31,542	32,889	34,948	67,837	187,579	183,739
Unemployment Compensation Benefits	-	-	-	-	-	-	-	-	20,194	20,194	20,194	17,678
Utility Expense	198,450	187,395	128,979	514,825	23,922	21,152	45,074	-	84,784	84,784	644,683	539,374
Office Expense	15,949	4,714	5,599	26,261	-	612	612	18,520	101,482	120,002	146,876	141,420
Telecommunication Expense	112,436	323,091	265,837	701,364	51,361	136,403	187,764	90,697	94,505	185,202	1,074,330	1,155,668
Information Technology Expense	-	-	-	-	-	-	-	-	579,458	579,458	579,458	561,309
Professional Development/Meetings	1,660	1,773	306	3,739	-	-	-	64,208	61,326	125,534	129,273	120,045
Vehicle Maintenance Expense and Fuel	172,006	131,705	89,535	393,246	708	4,711	5,419	322	42,614	42,936	441,601	327,417
Operations Maintenance Expense	322,167	245,609	263,838	831,614	49,581	37,661	87,242	-	83,884	83,884	1,002,740	929,284
ESS Operating Maintenance Expense	-	-	-	-	-	-	-	952,313	-	952,313	952,313	776,452
Commission Expense	-	-	-	-	-	-	-	-	7,522	7,522	7,522	5,827
Toll Collection Expense	17,621	22,048	17,515	57,185	-	-	-	242	-	242	57,427	45,132
Uniform Expense	45,787	9,630	15,995	71,412	2,245	6,397	8,642	6,050	826	6,876	86,930	100,869
Business Insurance	1,314,944	857,794	815,546	2,988,284	320,161	228,085	548,246	61,486	(272,295)	(210,809)	3,325,721	3,628,153
Licenses & Inspections Expense	2,594	2,508	1,121	6,223	-	-	-	-	-	-	6,223	6,879
Advertising	-	-	-	-	-	-	-	-	12,176	12,176	12,176	13,574
Professional Services	-	-	-	-	-	-	-	243,731	696,868	940,598	940,598	982,897
State Police Bridge Security	1,593,282	1,579,755	1,041,523	4,214,560	892,170	529,215	1,421,385	-	-	-	5,635,945	5,274,644
EZP Equip/Traffic Counter Maint	337,813	290,629	327,490	955,932	7,926	7,911	15,837	-	-	-	971,769	962,273
General Contingency	-	-	-	-	-	-	-	-	31,517	31,517	31,517	7,250
EZPass Operating Expense	3,671,528	2,257,016	1,584,778	7,513,321	-	-	-	-	-	-	7,513,321	7,090,602
TOTAL OP., MAINT., & ADM	\$ 14,079,767	\$ 12,062,564	\$ 10,840,273	\$ 36,982,603	\$ 4,543,921	\$ 4,215,105	\$ 8,759,026	\$ 6,520,024	\$ 7,742,823	\$ 14,262,846	\$ 60,004,475	\$ 57,119,108
ADM OPS ALLOCATION												
TES Allocation	148,030	189,883	192,391	530,304	98,751	98,655	197,405	(838,611)	110,902	(727,709)	-	-
Toll Ops Allocation	201,585	268,780	201,585	671,949	-	-	-	(671,949)	-	(671,949)	-	-
Bridge Maint Allocation	135,478	162,573	130,059	428,109	54,191	59,610	113,801	(541,911)	-	(541,911)	-	-
Maint/Toll Allocation	44,702	65,022	48,766	158,490	22,351	22,351	44,702	(203,193)	-	(203,193)	-	-
PSBS Allocation	824,957	538,644	807,965	2,171,566	499,440	441,212	940,653	(3,112,219)	-	(3,112,219)	-	-
TOTAL ADM OPS ALLOCATION	\$ 1,354,752	\$ 1,224,902	\$ 1,380,766	\$ 3,960,419	\$ 674,733	\$ 621,828	\$ 1,296,562	\$(5,367,882)	\$ 110,902	\$(5,256,980)	\$ -	\$ -
OTHER OPERATING INC/EXP												
Other Operating Income	-	411	-	411	-	-	-	-	310,139	310,139	310,550	309,108
TOTAL OTHER OP INC	\$ -	\$ 411	\$ -	\$ 411	\$ -	\$ -	\$ -	\$ -	\$ 310,139	\$ 310,139	\$ 310,550	\$ 309,108
NET OPERATING INC	\$ 23,335,662	\$ 69,133,897	\$ 31,149,018	\$ 123,618,577	\$(5,218,654)	\$(4,836,933)	\$(10,055,587)	\$(1,152,142)	\$(7,543,586)	\$(8,695,727)	\$ 104,867,262	\$ 94,380,703
NON-OPERATING REV/EXP												
Interest Revenue & Unrealized Gain/Loss											(4,407,404)	46,057
Other Non-Operating Revenue											-	40,400
Interest Expense											(22,889,907)	(23,203,613)
Depreciation Expense											(19,025,255)	(19,079,594)
TOTAL NON-OPS REV/EXP											\$(46,322,565)	\$(42,196,751)
CHANGE IN NET ASSETS											\$ 58,544,697	\$ 52,183,952

DELAWARE RIVER JOINT TOLL BRIDGE COMMISSION

Meeting of November 21, 2022

ADMINISTRATION

The following Pages reflect the reports on those items assigned to the Administration Department. Each item is reported separately and page numbered accordingly.

DELAWARE RIVER JOINT TOLL BRIDGE COMMISSION

Meeting of November 21, 2022

**OPERATIONS INDEX
FOR
PURCHASING**

SUBJECT	DESCRIPTION	PAGE NUMBER
Purchasing	Status Report Month of October 2022	1-4

DELAWARE RIVER JOINT TOLL BRIDGE COMMISSION

Meeting of November 21, 2022

MONTHLY PURCHASING REPORT

Month of October 2022

This report itemizes all orders for purchases made for the month of October 2022, showing the divisions chargeable for the expense and the source of authority for issuance of the Purchase Order. This authority is broken into three categories:

- (1) By authority of the Commission
- (2) By authority of the Executive Director or his designate
- (3) By authority of the Director

The purchasing activities for the month of October 2022, culminated in the preparation and placement of 54 purchase orders in the total amount of \$369,802.22. For eight (8) of these purchases, 24 price inquiries were sent out for an average of three (3) inquiries per Order ($24/8=3.0$).

Procurements of over \$5,000.00 during the period of October 2022 are shown below:

- Three (3) Purchase Orders were issued, in the total amount of \$123,455.92 for furniture for the Langhorne facility;
- One (1) Purchase Order was issued, in the total amount of \$101,708.01 for Office365 renewal;
- One (1) Purchase Order was issued, in the total amount of \$35,601.17 for furniture for the training room at Scudder Falls;
- One (1) Purchase Order was issued, in the total amount of \$22,100.00 for a security system network switch upgrade at Scudder Falls;
- Five (5) Purchase Orders were issued, in the total amount of \$15,192.45 for ice melt for various locations.

In addition to the practices employed incidental to purchase of materials, etc., from vendors on a direct basis, the Commission also purchases via direct utilization of the purchasing processes of the State of New Jersey, the Commonwealth of Pennsylvania and other joint purchasing arrangements.

**DELAWARE RIVER JOINT TOLL BRIDGE COMMISSION
REPORT OF PURCHASING ACTIVITIES**

October 2022

PO Number	Vendor Name	General Description	Req Dept	Contract/Resolution/ Comment	** BY AUTHORITY OF **		
					Commission	Director of Purchasing	Director
20220576	CORPORATE FACILITIES, INC. CAPITAL RESERVE	FURNITURE FOR TRAINING ROOM @	AB SF	OMNIA 2020000608	35,601.17		
20220598	SCHNEIDER ELECTRIC BUILDING AMERICAS, INC. CAPITAL RESERVE	ESS: UPGRADE SCUDDER FALLS 48	ESS	4032-09-18	22,100.00		
20220599	GRAINGER	HARD HATS	SFT	NJ M-0002		2,671.26	
20220600	J. FLETCHER CREAMER & SONS , INC	GUIDE RAIL REPAIR/REPLACE	TM	TTS-723A		5,500.00	
20220601	J. FLETCHER CREAMER & SONS , INC	GUIDE RAIL REPAIR/REPLACE	SFT	TTS-723A		200.00	
20220602	J. FLETCHER CREAMER & SONS , INC	GUIDE RAIL REPAIR/REPLACE	SDTS	TTS-723A		225.00	
20220603	YARDVILLE SUPPLY	PRO SLICER ICE MELTER	TM			7,791.00	
20220604	YARDVILLE SUPPLY	PRO SLICER ICE MELTER	NHL			1,558.20	
20220605	YARDVILLE SUPPLY	PRO SLICER ICE MELTER	I78			1,168.65	
20220606	YARDVILLE SUPPLY	PRO SLICER ICE MELTER	EP			1,558.20	
20220607	YARDVILLE SUPPLY	PRO SLICER ICE MELTER	DWG			3,116.40	
20220608	AMAZON CAPITAL SERVICES	BOND PAPER	AB SF	US COMM-R-TC-17006		69.17	
20220609	RAY PRICE STROUD FORD	EGR COOLER- PART REPLACEMENT F	DWG			899.75	
20220610	FASTSIGNS	SUICIDE HOTLINE SIGNS	SFT	COSTARS 32		1,030.00	
20220611	J. FLETCHER CREAMER & SONS , INC	GUIDE RAIL REPAIR/REPLACE	DWG	TTS-723A		4,562.50	
20220612	ADVANCE AUTO PARTS	BRAKE PARTS	NHL	OMNIA 2017000280		341.84	
20220613	GARDEN STATE HIGHWAY PRODUCTS	HIGHWAY REPLACEMENT SIGNS	PC	COSTARS 24		9,951.32	
20220614	GARDEN STATE HIGHWAY PRODUCTS	HIGHWAY SIGNS REPLACEMNT	DWG	COSTARS 24		2,929.06	
20220615	OFFICE BASICS	NHL DRINK ORDER	NHL	COSTARS 5		922.68	
20220616	SCHNEIDER ELECTRIC BUILDING AMERICAS, INC. CAPITAL RESERVE	ESS ACCESS CONTRL EQUIP-NHL AD	ESS	4032-09-18	10,300.00		

**DELAWARE RIVER JOINT TOLL BRIDGE COMMISSION
REPORT OF PURCHASING ACTIVITIES**

October 2022

PO Number	Vendor Name	General Description	Req Dept	Contract/Resolution/ Comment	** BY AUTHORITY OF **		Director
					Commission	Director of Purchasing	
20220617	MCCLOSKEY MECHANICAL	HVAC REPAIRS	TM			352.00	
20220618	NJ EVENT SERVICES, LLC	SEPTIC TRAILER PUMP OUT	SDTS			1,590.00	
20220619	HOME DEPOT	SHOWER REHAB PROJECT	SFT	NJ M-0002		71.69	
20220620	HOME DEPOT	SHED DOOR	I78	NJ M-0002		428.00	
20220621	RAY PRICE STROUD FORD	DIAGNOSTIC TEST (F250)	DWG			719.80	
20220622	PETROCHOICE	MOTOR OIL: 55 GALLON DRUMS	DWG	PA 4400024060		1,756.19	
20220623	OFFICE BASICS	BREAKROOM COFFEE	TM	COSTARS 5		159.54	
20220624	PENNSYLVANIA SUPPLY & MFG CO CAPITAL RESERVE	SHED SIDING MATERIALS	I78		2,241.02		
20220625	ALTEC INDUSTRIES	BUCKET TRUCK INSPECTION AND RE	TM			5,850.21	
20220626	ADVANCE AUTO PARTS	BRAKE PARTS	NHL	OMNIA 20		366.54	
20220627	EASTERN TIME, INC.	EMERGENCY FIRE ALARM REPAIR	EP			805.46	
20220628	GRANTURK EQUIPMENT CO INC	SWEeper BROOMS	TM	NJ T-218		1,078.76	
20220629	HOME DEPOT	SHOWER REHAB PROJECT	SFT	H4102-22		1,371.11	
20220630	OFFICE BASICS	BREAKROOM REFRESHMENTS	TM	COSTARS 5		872.70	
20220631	OFFICE BASICS	BREAKROOM REFRESHMENTS	SFT	COSTARS 5		872.70	
20220632	STARR UNIFORM	CLOTHING: MAINTENANCE (NEW)	I78	COSTARS 12		208.86	
20220633	TRAMMEL TESTINGS, INC.	TANK INSPECTION / SERVICE	TM			1,050.00	
20220634	TRAMMEL TESTINGS, INC.	UNDERGROUND STORAGE TANK TESTI	I78			550.00	
20220635	TRAMMEL TESTINGS, INC.	AB@SF TANK INSPECTION	AB SF			900.00	
20220636	HIGHWAY EQUIPMENT & SUPPLY CO.	MM VOLVO LOADER WIRE UNIT REP	MM			974.10	
20220637	PMG SM PA LLC	AQUAPHALT CRACK SEALER	I78			3,017.00	

**DELAWARE RIVER JOINT TOLL BRIDGE COMMISSION
REPORT OF PURCHASING ACTIVITIES**

October 2022

PO Number	Vendor Name	General Description	Req Dept	Contract/Resolution/ Comment	** BY AUTHORITY OF **		
					Commission	Director of Purchasing	Director
20220638	ENWORK CAPITAL RESERVE	LANGHORNE FACILITY FURNITURE	ENG	OMNIA R191819	13,585.00		
20220639	HAWORTH, INC. CAPITAL RESERVE	LANGHORNE FACILITY FURNITURE	ENG	NJ A81619	104,618.70		
20220640	ESI ERGONOMIC SOLUTIONS CAPITAL RESERVE	LANGHORNE FACILITY FURNITURE	ENG	OMNIA R180401	5,252.22		
20220641	SAFETY- KLEEN SYSTEMS, INC.	MOTOR OIL DISPOSAL	NHL			1,166.80	
20220642	STARR UNIFORM	CLOTHING: TOLL COLLECTOR (NEW)	I78	COSTARS 12		244.11	
20220643	JC EHRLICH PEST CONTROL	EMERGENCY PEST CONTROL	PC			325.00	
20220644	JC EHRLICH PEST CONTROL	EMERGENCY PEST CONTROL	DWG			375.00	
20220645	SCHNEIDER ELECTRIC BUILDING AMERICAS, INC.	HVAC REPAIR	I78			1,275.00	
20220646	IPFONE	NEW HOPE TOLL ONSITE CALL BOX	IT				105.00
20220647	DELL MARKETING LP	OFFICE365 RENEWAL	IT	NJ M0003		101,708.01	
20220648	HOFFMAN SERVICES, INC.	ANNUAL LIFT INSPECTION	EP			437.50	
20220649	Y-PERS	SAFETY WEAR - NITRILE GLOVES	DWG			2,100.00	
20220650	AMAZON CAPITAL SERVICES	AC/HEATING SYSTEM	TM	US COMM-R-TC-17006		878.00	
Purchase Order Count: 54				AUTHORITY TOTALS:	\$193,698.11	\$175,999.11	\$105.00
				GRAND TOTAL:	\$369,802.22		

Delaware River Joint Toll Bridge Commission
Meeting of November 21, 2022

E-ZPASS REPORT
CUSTOMER SERVICE CENTER/VIOLATIONS PROCESSING CENTER (CSC/VPC)
OPERATIONS REPORT FOR THE E-ZPASS SYSTEM
OCTOBER 2022

SUBJECT	DESCRIPTION	PAGE NUMBER
E-ZPass CSC/VPC Operations Report	E-ZPass CSC/VPC Operations Report October	1-4

Delaware River Joint Toll Bridge Commission
Meeting of November 21, 2022

**E-ZPASS REPORT
CUSTOMER SERVICE CENTER/VIOLATIONS PROCESSING CENTER (CSC/VPC)
OPERATIONS REPORT FOR THE E-ZPASS SYSTEM
OCTOBER 2022**

E-ZPass Account and Transponder Information as reported by Conduent State and Local Solutions, Inc. (CSC/VPC Provider)

Total Number of Migrated DRJTBC and NJ CSC E-ZPass Accounts

Migrated Business Accounts	Migrated Private Accounts	Total Number of Migrated Accounts	Total Number of NJ CSC Active Accounts
1,654	77,339	78,993	3,652,216

Total Number of Migrated DRJTBC (029) Transponders and NJ CSC E-ZPass Transponders

Migrated Business Account Transponders	Migrated Private Account Transponders	Total Number of Migrated Transponders	Total Number of NJ CSC Active Transponders
9,228	131,323	140,551	6,384,103

The Commission will be able to identify 78,993 migrated accounts through a prefix account number (60000). This number will precede the 4-digit account assigned to these accounts. The prefix number was provided in order for the Commission to identify all migrated E-ZPass accounts.

Delaware River Joint Toll Bridge Commission
Meeting of November 21, 2022

**E-ZPASS REPORT
CUSTOMER SERVICE CENTER/VIOLATIONS PROCESSING CENTER (CSC/VPC)
OPERATIONS REPORT FOR THE E-ZPASS SYSTEM
OCTOBER 2022**

E-ZPass Department Call Activity	Total Calls for October
Account Modification Requests	92
Violation Notification Inquires	73
SFB Inquiries (commuter discount/toll by plate)	57
<i>General Commission Inquiries</i>	
Calls referred to Other Departments (H.R., Eng., ESS)	16
<i>Web-Inquiries</i>	
Account Updates	71
Violations	96
Disputes	104
TOTAL NUMBER OF CALLS	509

E-ZPass account modification requests and violation inquiries represent a decrease in calls for October.

SCUDDER FALLS BRIDGE	TOLL-BY-PLATE BILLS AND VIOLATION NOTICES MAILED IN OCTOBER
TOLL BILL A	24,925
TOLL BILL B	10,986
LEVEL 1 VIOLATIONS	11,103
LEVEL 2 VIOLATIONS	9,248

**E-ZPASS REPORT
CUSTOMER SERVICE CENTER/VIOLATIONS PROCESSING CENTER (CSC/VPC)
OPERATIONS REPORT FOR THE E-ZPASS SYSTEM
OCTOBER 2022**

CSC/VPC Post-Migration Collection Update:

As a result of post-migration collection efforts from May 2014 – October 2022, New Jersey E-ZPass reports \$11,672,369.21 collected in tolls and \$38,684,442.03 collected in fees.

Collection Account Updates:

CRST Lincoln Sales - August Settlement: DRJTBC received payment in the amount of \$43,188.15 for violation transactions from February 2016 through July 2019. The full outstanding toll in the amount of \$14,428.15 was paid. Conduent receives a percentage share of the administrative fee. Therefore, DRJTBC received payment for the fees in the amount of \$19,185.00. Commission counsel filed a civil complaint for the outstanding amount. General Counsel for CRST International, Inc. and Commission counsel representing Florio Perucci Steinhardt & Capelli negotiated payment for the entire outstanding amount.

Transcom - August Settlement: DRJTBC received payment in the amount of \$5,000.00 representing outstanding tolls from April 2014-October 2018. Commission counsel filed a civil complaint for the outstanding amount. Counsel for Transcom and Commission counsel representing Florio Perucci Steinhardt & Capelli negotiated payment.

TMT Trucking: On 12/19/19, DRJTBC was awarded \$40,000.00 during an arbitration hearing. The defendant as well as the Commission has 30 days to appeal the verdict. The Commission nor the defendant has appealed the verdict. The current outstanding amount owed to the Commission in tolls is \$19,584.00 and \$31,290.00 in fees.

Jhonatan Trucking: Arbitration awarded to the Commission in the amount of \$75,015.50 for outstanding tolls and fees.

Sakoutis Transport LLC: Settlement complete. Check has been received and processed for \$13,250.00.

**E-Z PASS REPORT
CUSTOMER SERVICE CENTER/VIOLATIONS PROCESSING CENTER (CSC/VPC)
OPERATIONS REPORT FOR THE E-ZPASS SYSTEM
OCTOBER 2022**

Violation Camera Monitoring:

The E-ZPass Department in tandem with TransCore's Field Service Technicians (FSTs) monitor vehicle license plate images in the Southern, Central and Northern Regions through the Commission's Violation Enforcement System (VES).

IAG, New Jersey Turnpike Authority (NJTA) and Electronic Toll Collection System (ETC) Meetings and Workshops

Continue to represent the Commission at the following committees, meetings and workshops:

1. IAG Reciprocity Committee
2. IAG Public Relations & Marketing Committee
3. IAG Legal Committee
4. IAG Rental/Fleet Car Subgroup Committee
5. New Jersey Turnpike Authority Project Status Meetings
6. New Jersey Customer Service Center Requirements Meetings

DELAWARE RIVER JOINT TOLL BRIDGE COMMISSION
Meeting of November 21, 2022

ELECTRONIC TOLL COLLECTION PROGRAM

MONTH OF OCTOBER 2022

SUBJECT	DESCRIPTION	PAGE NUMBER
ETC PROGRAM	Electronic Toll Collection Program Report	1-2

DELAWARE RIVER JOINT TOLL BRIDGE COMMISSION
Meeting of November 21, 2022

ELECTRONIC TOLL COLLECTION PROGRAM
MONTH OF OCTOBER 2022

The following items were recently initiated, accomplished or performed during the above noted month:

Activities for the In-Lane Toll System

1. TransCore completed the lane-by-lane check of the overhead vehicle profiling units (OPUS) for alignments and configurations. There is one OPUS at the Delaware Water Gap Toll Bridge Open Road Tolling (ORT) zone that needs replacement. This requires a lane closure and it is being scheduled.
2. TransCore completed the release of a new software build. The latest software build includes improved vehicle classification and over-height reporting.
3. TransCore is coordinating the relocation of the bridge host and all cabling to the lane controllers for the Southern Operations and Maintenance Facilities Improvements project. On site work will begin once the demarcation building is available.
4. Commission Staff and TransCore meet monthly to review and discuss system operational and maintenance items. A weekly call also takes place to briefly review system maintenance items for the week.

Activities for the E-ZPass Customer Service Center/Violation Processing Center

1. Commission staff and Conduent executed a contract change order to adjust the pay-by-plate process that allows for making toll adjustments for super-load vehicles when crossing the Scudder Falls Toll Bridge in the toll direction. These vehicles often have atypical configurations that do not allow for the correct vehicle classification, requiring intervention by Commission Staff to adjust the toll amount prior to the issuance of a toll-by-plate invoice. Work on this enhancement is expected to begin in December 2022.
2. The New Jersey Turnpike Authority (NJTA), as the lead agency, is facilitating all meetings with the other agencies and Conduent to manage the implementation of outstanding system elements for the New Jersey E-ZPass Customer Service Center.

General Electronic Toll Collection Program Activities

1. Mr. Straccioli participated in the IAG E-ZPass Executive Management Committee meeting and Policy Committee meetings. At the August 2021 IAG EMC Meeting, Mr. Straccioli was elected by the members to serve as Vice Chair to the EMC.

DELAWARE RIVER JOINT TOLL BRIDGE COMMISSION
Meeting of November 21, 2022

2. Mr. Stracciolini is participating in the Non-toll Business Opportunity Task Force and Protocol Planning Working Group.
3. Mr. Stracciolini is serving on the International Bridge, Tunnel & Turnpike Association's (IBTTA) 2022 Emerging Technologies & Engineering and Construction Task Forces.
4. Mr. Stracciolini prepared a request for proposals (RFP) for the IAG to issue for their procurement of an IAG Service Corporation Task Order Assignment Consultant. Mr. Stracciolini is service as Chair of the Technical Evaluation Committee for the review of the proposals.

Delaware River Joint Toll Bridge Commission
Meeting of November 21, 2022

CONTRACT COMPLIANCE REPORT INDEX
Month of October 2022

SUBJECT	DESCRIPTION	PAGE NUMBER
Contract Compliance Program Operations Report	Operations Report October 2022	1-16

**Delaware River Joint Toll Bridge Commission
Meeting of November 21, 2022**

**Delaware River Joint Toll Bridge Commission
Month of October 2022**

TABLE OF CONTENTS

IBE PROGRAM

	PAGES
• IBE Program Overview	3
• Compliance Score Overview	4
• IBE Summary Reports	5
• Active Professional Projects Payments Detail and Scores	6
• Completed Professional Projects Payments Detail and Scores	7
• Active Construction Projects Payments, Workforce & Ethnicity Utilization Scores	8 - 9
• Completed Construction Projects Payments, Workforce & Ethnicity Utilization Scores	10 - 13

MWSBE Program

• MWSBE Minority (7%), Women (3%), and Small Business (25%) Enterprise Program Overview	14
• MWSBE Program Commitments for Professional and Construction (Active & Completed Pie Charts)	15
• MWSBE Professional & Construction Projects Final Commitment	16

Delaware River Joint Toll Bridge Commission
Meeting of November 21, 2022

IBE PROGRAM OVERVIEW

The Delaware River Joint Toll Bridge Commission (Commission) established an IBE Program (MBE/WBE/SBE/DBE/DsBE/VBE) with a target of 25% for all Professional Services and Construction Contracts awarded by the Commission effective July 1, 2014. To date, the Commission has awarded **(74)** contracts with the IBE Program requirements. Currently, there are **(37)** active projects and **(37)** completed projects.

IBE Program Requirements

The Commission began using Elation Systems effective January 2017, as the online system for Payment Verification and Certified Payroll Reporting (CPR). All contracts awarded by the Commission to a Prime Consultant/Prime Contractor and their Subconsultants and Subcontractors use this service free of charge. Online training is available to vendors on how to use Elation Systems. The Contract Compliance Department and Elation Support Staff are available to assist all users.

The Contract Compliance Department (CCD) monitors, posts and reports data in regards to all payments. The CCD also reviews all Certified Payrolls submitted into Elation Systems.

The following are all mandatory requirements:

Company On-Line Registration:

- i. All Primes must register their company and activate an account in Elation Systems; *and*
- ii. All Primes must also ensure that all Subconsultants and Subcontractors register their company and activate an account in Elation Systems.

Payment Verification:

- i. Prime Contractors must post all payments to their Subconsultants and/or Subcontractors in Elation Systems; *and*
- ii. Prime Contractors and their Subconsultants and/or Subcontractors must confirm all payments received in Elation Systems.

Certified Payroll Reporting:

- i. All Prime Contractors are responsible for assigning someone from their staff with the responsibility to review, approve, and upload their CPR(s) on a weekly basis into Elation Systems; *and*
- ii. All Prime Contractors must also ensure that their Subcontractors upload their CPR(s) on a weekly basis into Elation Systems.

Prime Consultants / Contractors IBE Target performance will be displayed / available on the Commission's public website.

Delaware River Joint Toll Bridge Commission
Meeting of November 21, 2022

Contract Compliance Department
Compliance IBE Scores Overview

The Commission through its Contract Compliance Department has instituted a Compliance Score Ranking that will be included in the Monthly Contract Compliance Report for all Professional Services and Construction Projects.

The Compliance Score Ranking is an ongoing summary of data presented on Active and Completed contracts, which includes the tracking of payments from Prime Consultants and Contractors to IBE Subconsultants and Subcontractors, and the Prime Contractors Workforce Utilization. The Scores will illustrate the progress and participation to meet the Targets by Prime Consultants and Contractors as part of the IBE program.

The complete and timely reporting of payments and certified payrolls to the Elation Systems by the Prime Consultants and Prime Contractors, and their Subconsultants and Subcontractors, will assist the Prime Consultant and Prime Contractor in tracking the data to meet their targets.

Accordingly, each Prime will also be given a final grade at the completion of each project. Additionally, the data will be uploaded onto the Commission's public website on a monthly basis. ***The Score(s) are factored using the following criteria:***

IBE PAYMENTS

The payments by the Prime Consultant / Contractor to each of their IBE Subconsultants / Subcontractors will be calculated based on the criteria set by the Commission's 25% IBE Target.

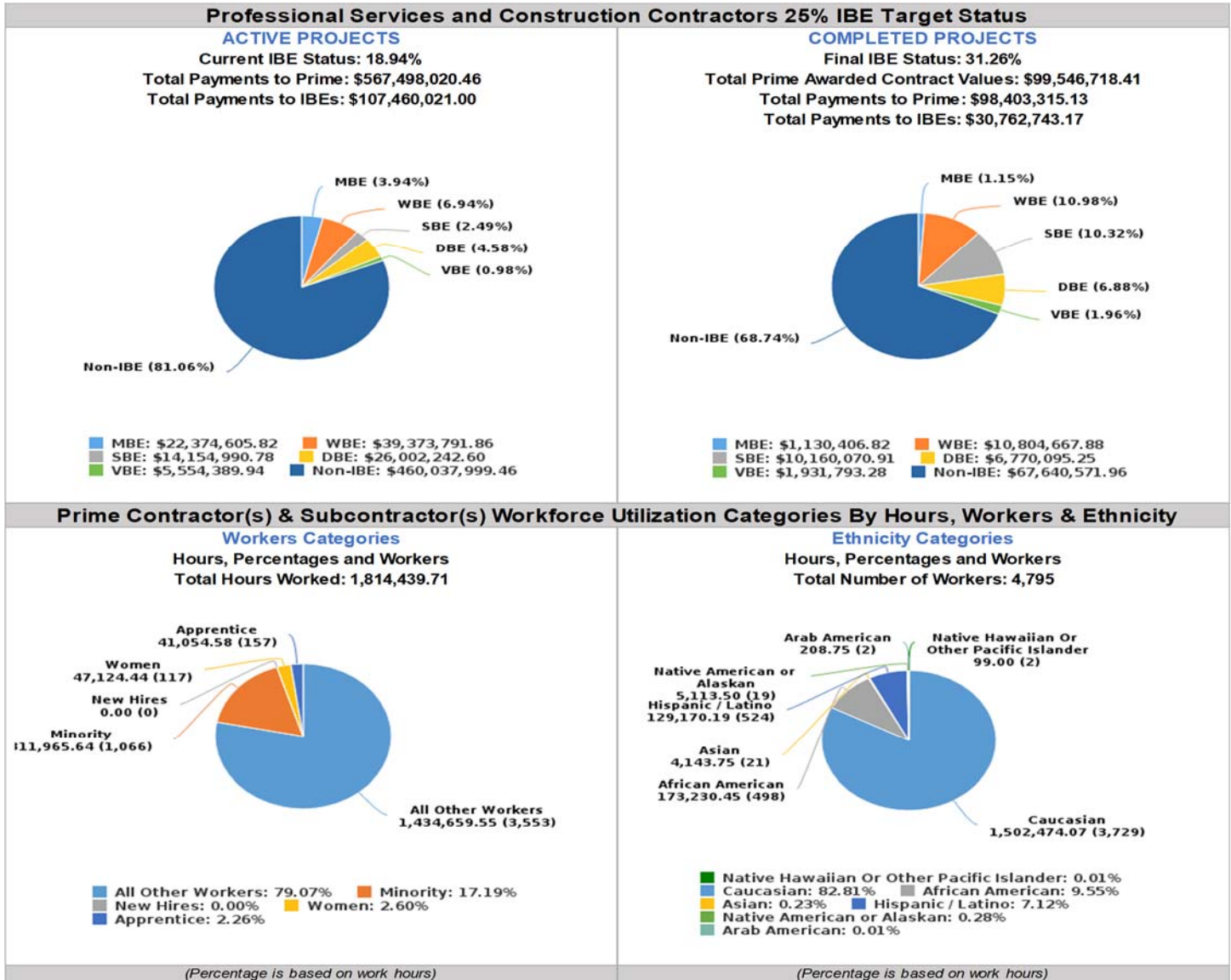
WORKFORCE UTILIZATION

Workforce utilization contains 2 levels of scoring and documents the hourly employee utilization by workforce type, ethnicity and gender.

IBE Payments Legend	
Score Rankings	IBE Commitment Participation
A+	45% & above
A	35% to 44.9%
B+	30% to 34.9%
B	25% to 29.9%
C+	20% to 24.9%
C	15% to 19.9%
D+	10% to 14.9%
D	5% to 9.9%
F	4.9% & below

Workforce Utilization Legend		
Score Rankings	Workforce Commitment Participation	Ethnicity & Gender Participation
A+	30% & above	25% & a above
A	25% to 29.9%	15% to 24.9%
B+	20% to 24.9%	over 15%
B	15% to 19.9%	10% to 14.9%
C+	10% to 14.9%	over 10%
C	10% to 14.9%	7.5% to 9.9%
D+	5% to 9.9%	over 7.5%
D	5% to 9.9%	5% to 7.4%
F	4.9% & below	4.9% & below

Delaware River Joint Toll Bridge Commission
Meeting of November 21, 2022



Active Professional Services Projects Payments Detail Summary		Contract Value	Prime P / T / D	IBE P / T / D	IBE Actual	Score
Professional and Construction Projects		\$ 652,331,228.01	\$ 567,498,020.46	\$ 107,460,021.00	18.94%	C
Professional Services Projects Totals		\$ 104,001,608.94	\$ 88,481,063.89	\$ 23,270,567.66	26.30%	B
Completed Professional Services Projects Payments Detail Summary		Contract Value	Prime P / T / D	IBE P / T / D	IBE Actual	Score
Professional and Construction Projects		\$ 99,546,718.41	\$ 98,403,315.13	\$ 30,762,743.17	31.26%	B+
Professional Services Projects Totals		\$ 10,142,487.20	\$ 9,914,226.61	\$ 2,943,632.41	29.69%	B

ACTIVE CONSTRUCTION PROJECTS DETAIL SUMMARY													
Payments Summary					Workforce Hours Summary 19.97%					Ethnicity Participation Summary			
Total Contracts Value	Total Prime P / T / D	Total IBE P / T / D	Total IBE %	Payments Score (Total IBE Payments)	Total Number of Workers	Total Hours Worked	Caucasian Hours	Total Minority Hours	Total Women Hours	Workforce Score (Total Hours Worked)	Caucasian %	Minority %	Ethnicity Score (Total Participation)
\$548,329,619.07	\$479,016,956.57	\$84,189,453.34	17.58%	C	3,484	1,598,370.84	1,320,057.21	278,313.63	44,180.69	B+	82.59%	17.41%	A
COMPLETED CONSTRUCTION PROJECTS DETAIL SUMMARY													
Payments Summary					Workforce Hours Summary 16.95%					Ethnicity Participation Summary			
Total Contracts Value	Total Prime P / T / D	Total IBE P / T / D	Total IBE %	Payments Score (Total IBE Payments)	Total Number of Workers	Total Hours Worked	Caucasian Hours	Total Minority Hours	Total Women Hours	Workforce Score (Total Hours Worked)	Caucasian %	Minority %	Ethnicity Score (Total Participation)
\$89,404,231.21	\$88,489,088.52	\$27,819,110.76	31.44%	B+	1,401	215,944.87	182,292.86	33,652.01	2,943.75	B	84.42%	15.58%	A

Delaware River Joint Toll Bridge Commission
Meeting of November 21, 2022
Active Professional Services Projects Payments Detail Report
From 07/01/2014 To 10/31/2022

IBE Payments Legend	
Score Rankings	IBE Commitment Participation
A+	45% & above
A	35% to 44.9%
B+	30% to 34.9%
B	25% to 29.9%
C+	20% to 24.9%
C	15% to 19.9%
D+	10% to 14.9%
D	5% to 9.9%
F	4.9% & below

Active Professional Services Projects Payments Detail Summary	Contract Value	Prime P / T / D	IBE P / T / D	IBE Actual	Score
Professional and Construction Projects Totals	\$ 652,331,228.01	\$ 567,498,020.46	\$ 107,460,021.00	18.94%	C
Professional Services Projects Totals	\$ 104,001,608.94	\$ 88,481,063.89	\$ 23,270,567.66	26.30%	B

	Prime Consultants	IBE Firm	Project Title	Contract Value	Prime P / T / D	IBE P / T / D	IBE Actual	Score
1	Gannett Fleming Inc. - Camp Hill, PA		C-519A GANNETT - Southern Operations & Maintenance Facilities Improvements	\$ 4,848,884.54	\$ 4,373,857.64	\$ 1,058,651.65	24.20%	C+
2	Greenman-Pedersen, Inc.		C-590A GREENMAN-PEDERSEN, INC. -	\$ 1,420,768.65	\$ 1,324,129.52	\$ 511,250.94	38.61%	A
3	Michael Baker International, Inc.		C-660A BAKER - SFB Replacement Project Final Design Services	\$ 33,626,658.74	\$ 33,342,804.85	\$ 6,765,342.64	20.29%	C+
4	McCormick Taylor, Inc.		C-662A McCORMICK - SFB Replacement	\$ 1,800,016.87	\$ 1,547,852.67	\$ 382,985.84	24.74%	C+
5	French & Parrello Associates (IBE Prime)	VBE	C-696B FRENCH - TOA/ Engineering Services - NJ Assignment	\$ 500,000.00	\$ 139,135.60	\$ 139,135.60	100.00%	A+
6	Rummel, Klepper and Kahl, LLP		C-701A RK&K - TOA/ Engineering Services for Electronic Toll Collection	\$ 500,000.00	\$ 461,812.98	\$ 91,464.15	19.81%	C
7	IH Engineers, P.C. (IBE Prime)	MBE	C-702B IH ENGS (IBE)- STRUCTURAL / CIVIL TASK ORDER AGREEMENT - NJ	\$ 1,000,000.00	\$ 863,109.07	\$ 863,109.07	100.00%	A+
8	Urban Engineers, Inc.		C-703A URBAN - TOA/ Construction	\$ 500,000.00	\$ 445,990.62	\$ 89,676.75	20.11%	C+
9	Pennoni Associates Inc		C-715A PENNONI ASSOCIATES INC -	\$ 1,000,000.00	\$ 826,516.45	\$ 198,308.65	23.99%	C+
10	Johnson, Mirmiran and Thompson, Inc.		C-716A JMT (JOHNSON, MIRMIRAN & THOMPSON) - Facilities Task Order	\$ 500,000.00	\$ 258,055.70	\$ 48,594.97	18.83%	C
11	The Gordian Group, Inc.		C-727A THE GORDIAN GROUP, INC.- JOB	\$ 650,000.00	\$ 318,834.14	\$ -	0.00%	F
12	Rummel, Klepper and Kahl, LLP		C-728A RUMMEL, KLEPPER & KAHL - ELECTRONIC TOLL COLLECTION /	\$ 500,000.00	\$ 259,003.70	\$ 8,510.46	3.29%	F
13	French & Parrello Associates (IBE Prime)	VBE	C-729A FRENCH & PARRELLO ASSOCIATES - FACILITIES TASK ORDER	\$ 500,000.00	\$ 39,031.91	\$ 39,031.91	100.00%	A+
14	Arora and Associates, P.C. (IBE Prime)	MBE	C-732A ARORA AND ASSOCIATES, PC.- (IBE) - Structural Civil TOA - NJ	\$ 1,000,000.00	\$ 688,827.14	\$ 688,827.14	100.00%	A+
15	KS Engineers, P.C. (IBE Prime)	MBE	C-733A KS ENGINEERS, P.C. - CONSTRUCTION MANAGEMENT	\$ 500,000.00	\$ 459,522.55	\$ 459,522.55	100.00%	A+
16	WSP/PARSONS BRINCKERHOFF, INC		C-750A WSP - USA - STRUCTURAL / CIVIL TASK ORDER AGREEMENT (TOA)	\$ 1,000,000.00	\$ 567,477.07	\$ -	0.00%	F
17	Traffic Planning and Design, Inc. (IBE Prime)	SBE	C-751A TRAFFIC PLANNING AND DESIGN, INC - Professional Eng. Services	\$ 500,000.00	\$ 129,711.21	\$ 129,711.21	100.00%	A+
18	Pickering, Cortis & Summerson, Inc. (IBE Prime)	SBE	C-757A - PICKERING, CORTIS & SUMMERSON -- SBE - PROFESSIONAL ENGINEERING SERVICES FOR THE	\$ 550,000.00	\$ 448,491.60	\$ 448,491.60	100.00%	A+
19	Naik Consulting Group, P.C. (IBE Prime)	DBE	C-759A NAIK CONSULTING GROUP, PC (SBE) - STRUCTURAL / CIVIL TASK	\$ 1,000,000.00	\$ 310,404.98	\$ 310,404.98	100.00%	A+
20	Remington & Vernick		C-760A PROFESIONAL ENGINEERING	\$ 500,000.00	\$ -	\$ -	0.00%	N/A
21	TRC Engineers		CI-671A TRC - SFB Replacement Project	\$ 6,515,220.03	\$ 4,191,312.55	\$ 1,401,556.53	33.44%	B+
22	WSP/PARSONS BRINCKERHOFF, INC		CI-672A PARSONS (WSP) - SFB Replacement Project Engineering	\$ 7,776,718.32	\$ 5,365,403.54	\$ 1,398,298.09	26.06%	B
23	Gannett Fleming Inc. - Camp Hill, PA		CI-673A GANNETT - SFB Replacement Project Engineering Services for NJ	\$ 6,568,103.32	\$ 6,084,459.84	\$ 1,932,944.20	31.77%	B+
24	Joseph Jingoli & Son, Inc.		CM-519A SOUTHERN OPERATION &	\$ 3,611,070.08	\$ 1,124,937.92	\$ 148,938.32	13.24%	D+
25	Johnson, Mirmiran and Thompson, Inc.		CM-590A JMT -NORTHAMPTON ST. TSB REHABILITATION, CM/CI SERVICES	\$ 1,554,968.16	\$ 645,212.53	\$ 65,627.49	10.17%	D+
26	Hill International, Inc. - Philadelphia, PA		CM-669A HILL - SFB Replacement Project Construction Management Services	\$ 25,015,066.98	\$ 23,734,287.82	\$ 6,054,432.96	25.51%	B
27	Joseph Jingoli & Son, Inc.		CM-707A JINGOLI - Commission	\$ 564,133.25	\$ 530,880.29	\$ 35,749.96	6.73%	D

*Met or Exceeded the Target *Did Not Meet the Target *P/T/D = Paid To Date

Delaware River Joint Toll Bridge Commission
Meeting of November 21, 2022
Completed Professional Services Projects Payments Detail Report
From 07/01/2014 To 10/31/2022

IBE Payments Legend	
Score Rankings	IBE Commitment
A+	45% & above
A	35% to 44.9%
B+	30% to 34.9%
B	25% to 29.9%
C+	20% to 24.9%
C	15% to 19.9%
D+	10% to 14.9%
D	5% to 9.9%
F	4.9% & below

Completed Professional Services Projects Payments Detail Summary	Contract Value	Prime P / T / D	IBE P / T / D	IBE Actual	Score
Professional and Construction Projects Totals	\$ 10,142,487.20	\$ 9,914,226.61	\$ 2,943,632.41	29.69%	B
Professional Services Projects Totals	\$ 10,142,487.20	\$ 9,914,226.61	\$ 2,943,632.41	29.69%	B

	Prime Consultants	IBE Firm	Project Title	Contract Value	Prime P / T / D	IBE P / T / D	IBE Actual	Score
1	Burns Engineering, Inc.		C-508A BURNS - I-78 Maintenance Garage Expansion	\$ 717,042.74	\$ 717,042.74	\$ 305,795.94	42.65%	A
2	Gannett Fleming Inc. - Camp Hill, PA		C-644A GANNETT - I-78 Bridges & Approach Slab Rehabilitation	\$ 651,157.49	\$ 600,565.63	\$ 42,925.47	7.15%	D
3	Ammann & Whitney		C-650A AMMANN - Riverton / Belvidere TSB Critical Member Strengthening - Design	\$ 517,538.84	\$ 451,072.33	\$ 36,347.80	8.06%	D
4	Joseph Jingoli & Son, Inc.		C-657A JINGOLI - TOA / Building Construction Management Services - PA Assignment Level 3 Toll Bridge Facilities Energy Contract	\$ 297,447.93	\$ 297,447.96	\$ 13,380.00	4.50%	F
5	Pennoni Associates Inc		C-663A PENNONI - SFB Replacement Project Traffic Engineering Services Pre-construction Traffic Study	\$ 237,424.67	\$ 237,424.67	\$ 118,547.24	49.93%	A+
6	Cherry, Weber & Associates, P.C.		C-684A-2 Van Cleef Engineering Associates, LLC - formally - CHERRY WEBER ENG.- General Engineering Services 2015-2018 Annual Inspections for contract C-684A-1	\$ 1,260,000.00	\$ 1,222,340.65	\$ 292,358.15	23.92%	C+
7	Johnson, Mirmiran and Thompson, Inc.		C-696A JMT - TOA / Engineering Services - PA Assignment	\$ 500,000.00	\$ 436,347.22	\$ 92,842.42	21.28%	C+
8	Greenman-Pedersen, Inc.		C-704A GPI / New Hope-Lambertville Toll Bridge Salt Storage Building - CM/CI Services	\$ 500,000.00	\$ 610,145.27	\$ 26,570.72	4.35%	F
9	USA Architects (IBE Prime)	SBE	C-707A USA - Commission Administration Building at Scudder Falls	\$ 1,376,451.71	\$ 1,376,354.11	\$ 1,376,354.11	100.00%	A+
10	Jacobs Engineering Group Inc.		CI-566A JACOBS - Portland / Columbia Toll Bridge Approach Roadways Improvements	\$ 476,991.53	\$ 476,991.53	\$ 144,473.11	30.29%	B+
11	Jacobs Engineering Group Inc.		CI-665A JACOBS - SFB Replacement Project Engineering Services for PA Noise Walls Construction	\$ 626,965.40	\$ 626,933.76	\$ 44,766.05	7.14%	D
12	STV Inc. - Trenton, NJ		CM-508A STV - I-78 Maintenance Garage Expansion Engineering Services for Construction Management	\$ 586,402.81	\$ 582,335.21	\$ 44,851.79	7.70%	D
13	Greenman-Pedersen, Inc.		CM-644A GPI - I-78 Bridges and Approach Slabs Rehabilitation Construction Management / Inspection Services	\$ 1,545,442.08	\$ 1,429,603.53	\$ 266,934.72	18.67%	C
14	Greenman-Pedersen, Inc.		CM-664A GPI - SFB Replacement Project PA Noise Walls Construction Management Services	\$ 849,622.00	\$ 849,622.00	\$ 137,484.89	16.18%	C

*Met or Exceeded the Target *Did Not Meet the Target *P/T/D = Paid To Date

Delaware River Joint Toll Bridge Commission

Meeting of November 21, 2022

Active Construction Projects - Summary's & Scores (IBE Payments, Workforce Hours & Ethnicity Participation)

From 07/01/2014 To 10/31/2022

IBE Payments Legend	
Score Rankings	IBE Commitment Participation
A+	45% & above
A	35% to 44.9%
B+	30% to 34.9%
B	25% to 29.9%
C+	20% to 24.9%
C	15% to 19.9%
D+	10% to 14.9%
D	5% to 9.9%
F	4.9% & below

Total of all Primes Contract Values \$548,329,619.07

Total Payments to all Primes \$479,016,956.57

Total Payments to all IBEs \$84,189,453.34

IBE Target 25.00%

IBE Actual 17.58%

Workforce Utilization Legend		
Score Rankings	Workforce Commitment Participation	Ethnicity & Gender Participation
A+	30% & above	25% & above
A	25% to 29.9%	15% to 24.9%
B+	20% to 24.9%	over 15%
B	15% to 19.9%	10% to 14.9%
C+	10% to 14.9%	over 10%
C	10% to 14.9%	7.5% to 9.9%
D+	5% to 9.9%	over 7.5%
D	5% to 9.9%	5% to 7.4%
F	4.9% & below	4.9% & below

ACTIVE CONSTRUCTION PROJECTS														
Payments Summary					Workforce Hours Summary 20.18%						Ethnicity Participation Summary			
Total Contracts Value	Total Prime P / T / D	Total IBE P / T / D	Total IBE %	Payments Score (Total IBE Payments)	Total Number of Workers	Total Hours Worked	Caucasian Hours	Total Minority Hours	Total Women Hours	Workforce Score (Total Hours Worked)	Caucasian %	Minority %	Women %	Ethnicity Score (Total Participation)
\$548,329,619.07	\$479,016,956.57	\$84,189,453.34	17.58%	C	3,484	1,598,370.84	1,320,057.21	278,313.63	44,180.69	B+	82.59%	17.41%	2.76%	A

DB-540A TRANSORE - Electronic Toll Collection System Replacement - Design, Build & Maintain														
Payments Summary					Workforce Hours Summary 53.31%						Ethnicity Participation Summary			
Total Contracts Value	Total Prime P / T / D	Total IBE P / T / D	Total IBE %	Payments Score (Total IBE Payments)	Total Number of Workers	Total Hours Worked	Caucasian Hours	Total Minority Hours	Total Women Hours	Workforce Score (Total Hours Worked)	Caucasian %	Minority %	Women %	Ethnicity Score (Total Participation)
\$12,462,964.26	\$11,949,261.43	\$2,316,211.51	19.38%	C	15	2,040.00	952.50	1,087.50	0.00	A+	46.69%	53.31%	0.00%	A+

DB-724A SCHNEIDER ELECTRIC Electronic Surveillance/Detection System Maintenance Contract														
Payments Summary					Workforce Hours Summary 45.89%						Ethnicity Participation Summary			
Total Contracts Value	Total Prime P / T / D	Total IBE P / T / D	Total IBE %	Payments Score (Total IBE Payments)	Total Number of Workers	Total Hours Worked	Caucasian Hours	Total Minority Hours	Total Women Hours	Workforce Score (Total Hours Worked)	Caucasian %	Minority %	Women %	Ethnicity Score (Total Participation)
\$11,294,820.75	\$1,436,335.49	\$113,824.54	7.92%	D	57	717.00	479.00	238.00	91.00	A+	66.81%	33.19%	12.69%	A+

T-519A BRACY Southern Operations & Maintenance Facilities Improvements - Trenton, Morrisville, Langhorne & New Hope														
Payments Summary					Workforce Hours Summary 16.28%						Ethnicity Participation Summary			
Total Contracts Value	Total Prime P / T / D	Total IBE P / T / D	Total IBE %	Payments Score (Total IBE Payments)	Total Number of Workers	Total Hours Worked	Caucasian Hours	Total Minority Hours	Total Women Hours	Workforce Score (Total Hours Worked)	Caucasian %	Minority %	Women %	Ethnicity Score (Total Participation)
\$56,535,181.25	\$20,037,978.47	\$1,583,889.69	7.90%	D	267	46,564.51	39,081.26	7,483.25	96.94	B	83.93%	16.07%	0.21%	A

T-668A TRUMBULL 2 New Jersey - SFB Replacement Project														
Payments Summary					Workforce Hours Summary 21.56%						Ethnicity Participation Summary			
Total Contracts Value	Total Prime P / T / D	Total IBE P / T / D	Total IBE %	Payments Score (Total IBE Payments)	Total Number of Workers	Total Hours Worked	Caucasian Hours	Total Minority Hours	Total Women Hours	Workforce Score (Total Hours Worked)	Caucasian %	Minority %	Women %	Ethnicity Score (Total Participation)
\$-	\$-	\$-	0.00%	N/A	1728	665,996.74	539,385.44	126,611.30	16,978.00	B+	80.99%	19.01%	2.55%	A

T-668ATRUMBULL 1 Pennsylvania SFB Bridge Replacement Project														
Payments Summary					Workforce Hours Summary 18.76%						Ethnicity Participation Summary			
Total Contracts Value	Total Prime P / T / D	Total IBE P / T / D	Total IBE %	Payments Score (Total IBE Payments)	Total Number of Workers	Total Hours Worked	Caucasian Hours	Total Minority Hours	Total Women Hours	Workforce Score (Total Hours Worked)	Caucasian %	Minority %	Women %	Ethnicity Score (Total Participation)
\$435,172,559.31	\$435,216,954.02	\$75,919,620.06	17.44%	C	1940	839,732.08	708,353.76	131,378.32	26,191.25	B	84.35%	15.65%	3.12%	A

TS-590A J.D. ECKMAN NORTHAMPTON STREET TOLL SUPPORTED BRIDGE REHABILITATION														
Payments Summary					Workforce Hours Summary 32.24%						Ethnicity Participation Summary			
Total Contracts Value	Total Prime P / T / D	Total IBE P / T / D	Total IBE %	Payments Score (Total IBE Payments)	Total Number of Workers	Total Hours Worked	Caucasian Hours	Total Minority Hours	Total Women Hours	Workforce Score (Total Hours Worked)	Caucasian %	Minority %	Women %	Ethnicity Score (Total Participation)
\$15,487,427.50	\$5,782,628.55	\$304,512.00	5.27%	D	70	24,057.75	16,301.75	7,756.00	0.00	A+	67.76%	32.24%	0.00%	A+

Delaware River Joint Toll Bridge Commission

Meeting of November 21, 2022

Active Construction Projects - Summary's & Scores (IBE Payments, Workforce Hours & Ethnicity Participation)

From 07/01/2014 To 10/31/2022

IBE Payments Legend	
Score Rankings	IBE Commitment Participation
A+	45% & above
A	35% to 44.9%
B+	30% to 34.9%
B	25% to 29.9%
C+	20% to 24.9%
C	15% to 19.9%
D+	10% to 14.9%
D	5% to 9.9%
F	4.9% & below

Total of all Primes Contract Values \$548,329,619.07

Total Payments to all Primes \$479,016,956.57

Total Payments to all IBEs \$84,189,453.34

IBE Target 25.00%

IBE Actual 17.58%

Workforce Utilization Legend		
Score Rankings	Workforce Commitment Participation	Ethnicity & Gender Participation
A+	30% & above	25% & above
A	25% to 29.9%	15% to 24.9%
B+	20% to 24.9%	over 15%
B	15% to 19.9%	10% to 14.9%
C+	10% to 14.9%	over 10%
C	10% to 14.9%	7.5% to 9.9%
D+	5% to 9.9%	over 7.5%
D	5% to 9.9%	5% to 7.4%
F	4.9% & below	4.9% & below

ACTIVE CONSTRUCTION PROJECTS														
Payments Summary					Workforce Hours Summary 20.18%						Ethnicity Participation Summary			
Total Contracts Value	Total Prime P / T / D	Total IBE P / T / D	Total IBE %	Payments Score (Total IBE Payments)	Total Number of Workers	Total Hours Worked	Caucasian Hours	Total Minority Hours	Total Women Hours	Workforce Score (Total Hours Worked)	Caucasian %	Minority %	Women %	Ethnicity Score (Total Participation)
\$548,329,619.07	\$479,016,956.57	\$84,189,453.34	17.58%	C	3,484	1,598,370.84	1,320,057.21	278,313.63	44,180.69	B+	82.59%	17.41%	2.76%	A

TTS-723AJ FLETCHER CREAMER On Call Beam Guide Rail & Attenuator Replacement														
Payments Summary					Workforce Hours Summary 38.70%						Ethnicity Participation Summary			
Total Contracts Value	Total Prime P / T / D	Total IBE P / T / D	Total IBE %	Payments Score (Total IBE Payments)	Total Number of Workers	Total Hours Worked	Caucasian Hours	Total Minority Hours	Total Women Hours	Workforce Score (Total Hours Worked)	Caucasian %	Minority %	Women %	Ethnicity Score (Total Participation)
\$1,376,666.00	\$756,232.60	\$113,829.53	15.05%	C	55	2,315.50	1,419.50	896.00	0.00	A+	61.30%	38.70%	0.00%	A+

TTS-734A MOUNT CONSTRUCTION (SBE) - JOC North Bridge Construction														
Payments Summary					Workforce Hours Summary 21.52%						Ethnicity Participation Summary			
Total Contracts Value	Total Prime P / T / D	Total IBE P / T / D	Total IBE %	Payments Score (Total IBE Payments)	Total Number of Workers	Total Hours Worked	Caucasian Hours	Total Minority Hours	Total Women Hours	Workforce Score (Total Hours Worked)	Caucasian %	Minority %	Women %	Ethnicity Score (Total Participation)
\$7,000,000.00	\$2,109,266.08	\$2,109,266.08	100.00%	A+	81	12,354.50	10,515.00	1,839.50	819.00	B+	85.11%	14.89%	6.63%	B

TTS-735AMOUNT CONSTRUCTION (SBE) - JOC Services for Bridge, Highway & Civil Work SOUTH REGION														
Payments Summary					Workforce Hours Summary 20.48%						Ethnicity Participation Summary			
Total Contracts Value	Total Prime P / T / D	Total IBE P / T / D	Total IBE %	Payments Score (Total IBE Payments)	Total Number of Workers	Total Hours Worked	Caucasian Hours	Total Minority Hours	Total Women Hours	Workforce Score (Total Hours Worked)	Caucasian %	Minority %	Women %	Ethnicity Score (Total Participation)
\$2,500,000.00	\$590,628.47	\$590,628.47	100.00%	A+	42	3,256.50	2,589.50	667.00	0.00	B+	79.52%	20.48%	0.00%	A

TTS-736ARCC BUILDERS & DEVELOPERS - (IBE) JOC for Building and Facility Work North Region														
Payments Summary					Workforce Hours Summary 48.50%					Ethnicity Participation Summary				
Total Contracts Value	Total Prime P / T / D	Total IBE P / T / D	Total IBE %	Payments Score (Total IBE Payments)	Total Number of Workers	Total Hours Worked	Caucasian Hours	Total Minority Hours	Total Women Hours	Workforce Score (Total Hours Worked)	Caucasian %	Minority %	Women %	Ethnicity Score (Total Participation)
\$3,000,000.00	\$68,665.26	\$68,665.26	100.00%	A+	2	334.00	172.00	162.00	0.00	A+	51.50%	48.50%	0.00%	A+

TTS-737ARCC BUILDERS & DEVELOPERS - Job Order Contracting for Building & Facility Work SOUTH REGION														
Payments Summary					Workforce Hours Summary 19.88%						Ethnicity Participation Summary			
Total Contracts Value	Total Prime P / T / D	Total IBE P / T / D	Total IBE %	Payments Score (Total IBE Payments)	Total Number of Workers	Total Hours Worked	Caucasian Hours	Total Minority Hours	Total Women Hours	Workforce Score (Total Hours Worked)	Caucasian %	Minority %	Women %	Ethnicity Score (Total Participation)
\$3,500,000.00	\$1,069,006.20	\$1,069,006.20	100.00%	A+	35	1,002.26	807.50	194.76	4.50	B	80.57%	19.43%	0.45%	A

Delaware River Joint Toll Bridge Commission

Meeting of November 21, 2022

Completed Construction Projects - Summary's & Scores (IBE Payments, Workforce Hours & Ethnicity Participation)

From 07/01/2014 To 10/31/2022

IBE Payments Legend	
Score Rankings	IBE Commitment Participation
A+	45% & above
A	35% to 44.9%
B+	30% to 34.9%
B	25% to 29.9%
C+	20% to 24.9%
C	15% to 19.9%
D+	10% to 14.9%
D	5% to 9.9%
F	4.9% & below

Total of all Primes Contract Values \$89,404,231.21

Total Payments to all Primes \$88,489,088.52

Total Payments to all IBEs \$27,819,110.76

IBE Target 25.00%

IBE Actual 31.44%

Workforce Utilization Legend		
Score Rankings	Workforce Commitment Participation	Ethnicity & Gender Participation
A+	30% & above	25% & above
A	25% to 29.9%	15% to 24.9%
B+	20% to 24.9%	over 15%
B	15% to 19.9%	10% to 14.9%
C+	10% to 14.9%	over 10%
C	10% to 14.9%	7.5% to 9.9%
D+	5% to 9.9%	over 7.5%
D	5% to 9.9%	5% to 7.4%
F	4.9% & below	4.9% & below

COMPLETED CONSTRUCTION PROJECTS														
Payments Summary					Workforce Hours Summary 16.95%						Ethnicity Participation Summary			
Total Contracts Value	Total Prime P / T / D	Total IBE P / T / D	Total IBE %	Payments Score (Total IBE Payments)	Total Number of Workers	Total Hours Worked	Caucasian Hours	Total Minority Hours	Total Women Hours	Workforce Score (Total Hours Worked)	Caucasian %	Minority %	Women %	Ethnicity Score (Total Participation)
\$89,404,231.21	\$88,489,088.52	\$27,819,110.76	31.44%	B+	1,401	215,944.87	182,292.86	33,652.01	2,943.75	B	84.42%	15.58%	1.36%	A

T-508A BRACY - I-78 Maintenance Garage Expansion at I-78 PA Welcome Center / Maintenance Facility														
Payments Summary					Workforce Hours Summary 7.39%						Ethnicity Participation Summary			
Total Contracts Value	Total Prime P / T / D	Total IBE P / T / D	Total IBE %	Payments Score (Total IBE Payments)	Total Number of Workers	Total Hours Worked	Caucasian Hours	Total Minority Hours	Total Women Hours	Workforce Score (Total Hours Worked)	Caucasian %	Minority %	Women %	Ethnicity Score (Total Participation)
\$9,845,177.03	\$9,845,176.91	\$1,589,381.54	16.14%	C	244	31,516.58	30,048.08	1,468.50	861.25	D	95.34%	4.66%	2.73%	F

T-514A WEST SIDE - DIII Toll Bridges Facilities Emergency Standby Generators Improvements														
Payments Summary					Workforce Hours Summary 0.00%						Ethnicity Participation Summary			
Total Contracts Value	Total Prime P / T / D	Total IBE P / T / D	Total IBE %	Payments Score (Total IBE Payments)	Total Number of Workers	Total Hours Worked	Caucasian Hours	Total Minority Hours	Total Women Hours	Workforce Score (Total Hours Worked)	Caucasian %	Minority %	Women %	Ethnicity Score (Total Participation)
\$644,686.07	\$644,686.00	\$197,339.99	30.61%	B+	0	0.00	0.00	0.00	0.00	N/A	0.00%	0.00%	0.00%	N/A

T-566A INTERCOUNTY PAVING - PORTLAND COLUMBIA TOLL BRIDGE APPROACH ROADWAY IMPROVEMENTS														
Payments Summary					Workforce Hours Summary 0.00%						Ethnicity Participation Summary			
Total Contracts Value	Total Prime P / T / D	Total IBE P / T / D	Total IBE %	Payments Score (Total IBE Payments)	Total Number of Workers	Total Hours Worked	Caucasian Hours	Total Minority Hours	Total Women Hours	Workforce Score (Total Hours Worked)	Caucasian %	Minority %	Women %	Ethnicity Score (Total Participation)
\$6,317,000.00	\$6,193,334.28	\$1,877,906.86	30.32%	B+	0	0.00	0.00	0.00	0.00	N/A	0.00%	0.00%	0.00%	N/A

T-611A MAGNUM (IBE) NH-L Toll Bridge Salt Storage Facility														
Payments Summary					Workforce Hours Summary 2.16%					Ethnicity Participation Summary				
Total Contracts Value	Total Prime P / T / D	Total IBE P / T / D	Total IBE %	Payments Score (Total IBE Payments)	Total Number of Workers	Total Hours Worked	Caucasian Hours	Total Minority Hours	Total Women Hours	Workforce Score (Total Hours Worked)	Caucasian %	Minority %	Women %	Ethnicity Score (Total Participation)
\$1,439,584.00	\$1,348,934.71	\$1,348,934.71	100.00%	A+	65	5,925.50	5,805.50	120.00	8.00	F	97.97%	2.03%	0.14%	F

T-641A MERC0 - Easton / Phillipsburg Ramp C Stabilization														
Payments Summary					Workforce Hours Summary 0.00%						Ethnicity Participation Summary			
Total Contracts Value	Total Prime P / T / D	Total IBE P / T / D	Total IBE %	Payments Score (Total IBE Payments)	Total Number of Workers	Total Hours Worked	Caucasian Hours	Total Minority Hours	Total Women Hours	Workforce Score (Total Hours Worked)	Caucasian %	Minority %	Women %	Ethnicity Score (Total Participation)
\$998,300.00	\$998,300.00	\$998,300.00	100.00%	A+	0	0.00	0.00	0.00	0.00	N/A	0.00%	0.00%	0.00%	N/A

T-644A J.D. ECKMAN - Easton Phillipsburg TB Facility Administration Bldg.														
Payments Summary					Workforce Hours Summary 28.50%						Ethnicity Participation Summary			
Total Contracts Value	Total Prime P / T / D	Total IBE P / T / D	Total IBE %	Payments Score (Total IBE Payments)	Total Number of Workers	Total Hours Worked	Caucasian Hours	Total Minority Hours	Total Women Hours	Workforce Score (Total Hours Worked)	Caucasian %	Minority %	Women %	Ethnicity Score (Total Participation)
\$11,117,003.61	\$11,038,703.72	\$3,066,725.97	27.78%	B	320	47,800.75	35,278.00	12,522.75	1,098.75	A	73.80%	26.20%	2.30%	A+

Delaware River Joint Toll Bridge Commission

Meeting of November 21, 2022

Completed Construction Projects - Summary's & Scores (IBE Payments, Workforce Hours & Ethnicity Participation)

From 07/01/2014 To 10/31/2022

IBE Payments Legend	
Score Rankings	IBE Commitment Participation
A+	45% & above
A	35% to 44.9%
B+	30% to 34.9%
B	25% to 29.9%
C+	20% to 24.9%
C	15% to 19.9%
D+	10% to 14.9%
D	5% to 9.9%
F	4.9% & below

Total of all Primes Contract Values \$89,404,231.21

Total Payments to all Primes \$88,489,088.52

Total Payments to all IBEs \$27,819,110.76

IBE Target 25.00%

IBE Actual 31.44%

Workforce Utilization Legend		
Score Rankings	Workforce Commitment Participation	Ethnicity & Gender Participation
A+	30% & above	25% & above
A	25% to 29.9%	15% to 24.9%
B+	20% to 24.9%	over 15%
B	15% to 19.9%	10% to 14.9%
C+	10% to 14.9%	over 10%
C	10% to 14.9%	7.5% to 9.9%
D+	5% to 9.9%	over 7.5%
D	5% to 9.9%	5% to 7.4%
F	4.9% & below	4.9% & below

COMPLETED CONSTRUCTION PROJECTS														
Payments Summary					Workforce Hours Summary 16.95%						Ethnicity Participation Summary			
Total Contracts Value	Total Prime P / T / D	Total IBE P / T / D	Total IBE %	Payments Score (Total IBE Payments)	Total Number of Workers	Total Hours Worked	Caucasian Hours	Total Minority Hours	Total Women Hours	Workforce Score (Total Hours Worked)	Caucasian %	Minority %	Women %	Ethnicity Score (Total Participation)
\$89,404,231.21	\$88,489,088.52	\$27,819,110.76	31.44%	B+	1,401	215,944.87	182,292.86	33,652.01	2,943.75	B	84.42%	15.58%	1.36%	A

T-645A MJF Building & Facilities Energy Conservation														
Payments Summary					Workforce Hours Summary 23.54%					Ethnicity Participation Summary				
Total Contracts Value	Total Prime P / T / D	Total IBE P / T / D	Total IBE %	Payments Score (Total IBE Payments)	Total Number of Workers	Total Hours Worked	Caucasian Hours	Total Minority Hours	Total Women Hours	Workforce Score (Total Hours Worked)	Caucasian %	Minority %	Women %	Ethnicity Score (Total Participation)
\$5,376,806.87	\$5,376,806.87	\$5,376,806.87	100.00%	A+	46	9,735.28	7,509.23	2,226.05	65.75	B+	77.13%	22.87%	0.68%	A

T-645B SCHNEIDER ELECTRIC Building & Facilities Energy Conservation Measures - Mechanical/Controls														
Payments Summary					Workforce Hours Summary 0.00%						Ethnicity Participation Summary			
Total Contracts Value	Total Prime P / T / D	Total IBE P / T / D	Total IBE %	Payments Score (Total IBE Payments)	Total Number of Workers	Total Hours Worked	Caucasian Hours	Total Minority Hours	Total Women Hours	Workforce Score (Total Hours Worked)	Caucasian %	Minority %	Women %	Ethnicity Score (Total Participation)
\$1,247,159.50	\$1,247,159.50	\$129,525.50	10.39%	D+	7	1,625.50	1,625.50	0.00	0.00	F	100.00%	0.00%	0.00%	F

T-661A TRC - SFB Replacement Project Subsurface Boring & Sampling														
Payments Summary					Workforce Hours Summary 0.00%						Ethnicity Participation Summary			
Total Contracts Value	Total Prime P / T / D	Total IBE P / T / D	Total IBE %	Payments Score (Total IBE Payments)	Total Number of Workers	Total Hours Worked	Caucasian Hours	Total Minority Hours	Total Women Hours	Workforce Score (Total Hours Worked)	Caucasian %	Minority %	Women %	Ethnicity Score (Total Participation)
\$1,438,942.00	\$1,438,941.98	\$234,466.30	16.29%	C	0	0.00	0.00	0.00	0.00	N/A	0.00%	0.00%	0.00%	N/A

T-666A PKF - SFB Replacement Project Construction for PA Noise Walls														
Payments Summary					Workforce Hours Summary 14.94%						Ethnicity Participation Summary			
Total Contracts Value	Total Prime P / T / D	Total IBE P / T / D	Total IBE %	Payments Score (Total IBE Payments)	Total Number of Workers	Total Hours Worked	Caucasian Hours	Total Minority Hours	Total Women Hours	Workforce Score (Total Hours Worked)	Caucasian %	Minority %	Women %	Ethnicity Score (Total Participation)
\$11,394,750.00	\$11,219,737.01	\$3,338,786.23	29.76%	B	42	5,738.00	5,122.00	616.00	241.50	C	89.26%	10.74%	4.21%	B

T-667A AP CONSTRUCTION - SFB Replacement Project Tree Clearing														
Payments Summary					Workforce Hours Summary 0.00%						Ethnicity Participation Summary			
Total Contracts Value	Total Prime P / T / D	Total IBE P / T / D	Total IBE %	Payments Score (Total IBE Payments)	Total Number of Workers	Total Hours Worked	Caucasian Hours	Total Minority Hours	Total Women Hours	Workforce Score (Total Hours Worked)	Caucasian %	Minority %	Women %	Ethnicity Score (Total Participation)
\$1,814,999.39	\$1,721,688.26	\$454,825.01	26.42%	B	0	0.00	0.00	0.00	0.00	N/A	0.00%	0.00%	0.00%	N/A

T-705A SPARWICK - I-78 Toll Plaza Bumper Block Replacement														
Payments Summary					Workforce Hours Summary 0.00%						Ethnicity Participation Summary			
Total Contracts Value	Total Prime P / T / D	Total IBE P / T / D	Total IBE %	Payments Score (Total IBE Payments)	Total Number of Workers	Total Hours Worked	Caucasian Hours	Total Minority Hours	Total Women Hours	Workforce Score (Total Hours Worked)	Caucasian %	Minority %	Women %	Ethnicity Score (Total Participation)
\$160,006.00	\$160,006.00	\$160,006.00	100.00%	A+	0	0.00	0.00	0.00	0.00	N/A	0.00%	0.00%	0.00%	N/A

Delaware River Joint Toll Bridge Commission

Meeting of November 21, 2022

Completed Construction Projects - Summary's & Scores (IBE Payments, Workforce Hours & Ethnicity Participation)

From 07/01/2014 To 10/31/2022

IBE Payments Legend	
Score Rankings	IBE Commitment Participation
A+	45% & above
A	35% to 44.9%
B+	30% to 34.9%
B	25% to 29.9%
C+	20% to 24.9%
C	15% to 19.9%
D+	10% to 14.9%
D	5% to 9.9%
F	4.9% & below

Total of all Primes Contract Values \$89,404,231.21

Total Payments to all Primes \$88,489,088.52

Total Payments to all IBEs \$27,819,110.76

IBE Target 25.00%

IBE Actual 31.44%

Workforce Utilization Legend		
Score Rankings	Workforce Commitment Participation	Ethnicity & Gender Participation
A+	30% & above	25% & above
A	25% to 29.9%	15% to 24.9%
B+	20% to 24.9%	over 15%
B	15% to 19.9%	10% to 14.9%
C+	10% to 14.9%	over 10%
C	10% to 14.9%	7.5% to 9.9%
D+	5% to 9.9%	over 7.5%
D	5% to 9.9%	5% to 7.4%
F	4.9% & below	4.9% & below

COMPLETED CONSTRUCTION PROJECTS														
Payments Summary					Workforce Hours Summary 16.95%						Ethnicity Participation Summary			
Total Contracts Value	Total Prime P / T / D	Total IBE P / T / D	Total IBE %	Payments Score (Total IBE Payments)	Total Number of Workers	Total Hours Worked	Caucasian Hours	Total Minority Hours	Total Women Hours	Workforce Score (Total Hours Worked)	Caucasian %	Minority %	Women %	Ethnicity Score (Total Participation)
\$89,404,231.21	\$88,489,088.52	\$27,819,110.76	31.44%	B+	1,401	215,944.87	182,292.86	33,652.01	2,943.75	B	84.42%	15.58%	1.36%	A

T-707A Bracy Commission Administration Building at SFB & Adaptive Reuse of the 1799 Building														
Payments Summary					Workforce Hours Summary 12.32%						Ethnicity Participation Summary			
Total Contracts Value	Total Prime P / T / D	Total IBE P / T / D	Total IBE %	Payments Score (Total IBE Payments)	Total Number of Workers	Total Hours Worked	Caucasian Hours	Total Minority Hours	Total Women Hours	Workforce Score (Total Hours Worked)	Caucasian %	Minority %	Women %	Ethnicity Score (Total Participation)
\$21,357,000.00	\$21,468,985.71	\$4,382,167.83	20.41%	C+	435	80,061.86	70,408.20	9,653.66	209.00	C	87.94%	12.06%	0.26%	B

T-708A Allied Painting New Hope-Lambertville Toll Bridge Floor System Rehabilitation -Facility Administration Building														
Payments Summary					Workforce Hours Summary 64.86%					Ethnicity Participation Summary				
Total Contracts Value	Total Prime P / T / D	Total IBE P / T / D	Total IBE %	Payments Score (Total IBE Payments)	Total Number of Workers	Total Hours Worked	Caucasian Hours	Total Minority Hours	Total Women Hours	Workforce Score (Total Hours Worked)	Caucasian %	Minority %	Women %	Ethnicity Score (Total Participation)
\$1,694,000.00	\$1,546,100.00	\$170,944.28	11.06%	D+	26	5,244.00	1,842.50	3,401.50	0.00	A+	35.14%	64.86%	0.00%	A+

T-711AR BRACY - Easton Phillipsburg Toll Bridge Salt Storage Building														
Payments Summary					Workforce Hours Summary 15.61%					Ethnicity Participation Summary				
Total Contracts Value	Total Prime P / T / D	Total IBE P / T / D	Total IBE %	Payments Score (Total IBE Payments)	Total Number of Workers	Total Hours Worked	Caucasian Hours	Total Minority Hours	Total Women Hours	Workforce Score (Total Hours Worked)	Caucasian %	Minority %	Women %	Ethnicity Score (Total Participation)
\$1,711,600.00	\$1,666,931.06	\$18,727.94	1.12%	F	77	5,669.75	4,784.50	885.25	0.00	B	84.39%	15.61%	0.00%	A

T-717A BRACY Milford-Montague Toll Bridge Salt Storage Building														
Payments Summary					Workforce Hours Summary 7.70%						Ethnicity Participation Summary			
Total Contracts Value	Total Prime P / T / D	Total IBE P / T / D	Total IBE %	Payments Score (Total IBE Payments)	Total Number of Workers	Total Hours Worked	Caucasian Hours	Total Minority Hours	Total Women Hours	Workforce Score (Total Hours Worked)	Caucasian %	Minority %	Women %	Ethnicity Score (Total Participation)
\$1,244,000.00	\$1,232,810.45	\$70,588.96	5.73%	D	43	3,227.00	2,978.50	248.50	0.00	D	92.30%	7.70%	0.00%	C

T-719A ROAD-CON Delaware Water Gap Toll Bridge Facility Westbound Toll Plaza Roadway and NJ Approach Repairs.														
Payments Summary					Workforce Hours Summary 23.68%					Ethnicity Participation Summary				
Total Contracts Value	Total Prime P / T / D	Total IBE P / T / D	Total IBE %	Payments Score (Total IBE Payments)	Total Number of Workers	Total Hours Worked	Caucasian Hours	Total Minority Hours	Total Women Hours	Workforce Score (Total Hours Worked)	Caucasian %	Minority %	Women %	Ethnicity Score (Total Participation)
\$3,773,197.85	\$3,554,825.27	\$610,051.82	17.16%	C	123	9,822.57	7,915.77	1,906.80	419.50	B+	80.59%	19.41%	4.27%	A

T-730A BRACY Southern Operations & Maintenance Facilities Improvements Trenton Morrisville Salt Operations														
Payments Summary					Workforce Hours Summary 6.85%						Ethnicity Participation Summary			
Total Contracts Value	Total Prime P / T / D	Total IBE P / T / D	Total IBE %	Payments Score (Total IBE Payments)	Total Number of Workers	Total Hours Worked	Caucasian Hours	Total Minority Hours	Total Women Hours	Workforce Score (Total Hours Worked)	Caucasian %	Minority %	Women %	Ethnicity Score (Total Participation)
\$3,275,000.00	\$3,234,621.97	\$450,025.89	13.91%	D+	57	5,831.08	5,471.58	359.50	40.00	D	93.83%	6.17%	0.69%	D

Delaware River Joint Toll Bridge Commission

Meeting of November 21, 2022

Completed Construction Projects - Summary's & Scores (IBE Payments, Workforce Hours & Ethnicity Participation)

From 07/01/2014 To 10/31/2022

IBE Payments Legend	
Score Rankings	IBE Commitment Participation
A+	45% & above
A	35% to 44.9%
B+	30% to 34.9%
B	25% to 29.9%
C+	20% to 24.9%
C	15% to 19.9%
D+	10% to 14.9%
D	5% to 9.9%
F	4.9% & below

Total of all Primes Contract Values \$89,404,231.21

Total Payments to all Primes \$88,489,088.52

Total Payments to all IBEs \$27,819,110.76

IBE Target 25.00%

IBE Actual 31.44%

Workforce Utilization Legend		
Score Rankings	Workforce Commitment Participation	Ethnicity & Gender Participation
A+	30% & above	25% & above
A	25% to 29.9%	15% to 24.9%
B+	20% to 24.9%	over 15%
B	15% to 19.9%	10% to 14.9%
C+	10% to 14.9%	over 10%
C	10% to 14.9%	7.5% to 9.9%
D+	5% to 9.9%	over 7.5%
D	5% to 9.9%	5% to 7.4%
F	4.9% & below	4.9% & below

COMPLETED CONSTRUCTION PROJECTS														
Payments Summary					Workforce Hours Summary 16.95%						Ethnicity Participation Summary			
Total Contracts Value	Total Prime P / T / D	Total IBE P / T / D	Total IBE %	Payments Score (Total IBE Payments)	Total Number of Workers	Total Hours Worked	Caucasian Hours	Total Minority Hours	Total Women Hours	Workforce Score (Total Hours Worked)	Caucasian %	Minority %	Women %	Ethnicity Score (Total Participation)
\$89,404,231.21	\$88,489,088.52	\$27,819,110.76	31.44%	B+	1,401	215,944.87	182,292.86	33,652.01	2,943.75	B	84.42%	15.58%	1.36%	A

TS-639B MOUNT CONSTRUCTION - Lower Trenton TSB Approach Roadways Improvements														
Payments Summary					Workforce Hours Summary 0.00%						Ethnicity Participation Summary			
Total Contracts Value	Total Prime P / T / D	Total IBE P / T / D	Total IBE %	Payments Score (Total IBE Payments)	Total Number of Workers	Total Hours Worked	Caucasian Hours	Total Minority Hours	Total Women Hours	Workforce Score (Total Hours Worked)	Caucasian %	Minority %	Women %	Ethnicity Score (Total Participation)
\$2,090,794.02	\$2,090,794.00	\$2,090,794.00	100.00%	A+	0	0.00	0.00	0.00	0.00	N/A	0.00%	0.00%	0.00%	N/A

TS-650A ROAD-CON - RIVERTON BELVIDERE TSB														
Payments Summary					Workforce Hours Summary 0.00%						Ethnicity Participation Summary			
Total Contracts Value	Total Prime P / T / D	Total IBE P / T / D	Total IBE %	Payments Score (Total IBE Payments)	Total Number of Workers	Total Hours Worked	Caucasian Hours	Total Minority Hours	Total Women Hours	Workforce Score (Total Hours Worked)	Caucasian %	Minority %	Women %	Ethnicity Score (Total Participation)
\$652,738.50	\$652,738.50	\$28,347.48	4.34%	F	0	0.00	0.00	0.00	0.00	N/A	0.00%	0.00%	0.00%	N/A

TS-677A SPARWICK - SF TSB Interim Deck Repairs on I-95														
Payments Summary					Workforce Hours Summary 13.62%						Ethnicity Participation Summary			
Total Contracts Value	Total Prime P / T / D	Total IBE P / T / D	Total IBE %	Payments Score (Total IBE Payments)	Total Number of Workers	Total Hours Worked	Caucasian Hours	Total Minority Hours	Total Women Hours	Workforce Score (Total Hours Worked)	Caucasian %	Minority %	Women %	Ethnicity Score (Total Participation)
\$1,003,336.00	\$999,656.00	\$999,656.00	100.00%	A+	8	580.00	501.00	79.00	0.00	C	86.38%	13.62%	0.00%	B

TS-687A CARR & DUFF - Lower Trenton Toll Supported Bridge Replacement of Sign Lighting Elements														
Payments Summary					Workforce Hours Summary 1.50%						Ethnicity Participation Summary			
Total Contracts Value	Total Prime P / T / D	Total IBE P / T / D	Total IBE %	Payments Score (Total IBE Payments)	Total Number of Workers	Total Hours Worked	Caucasian Hours	Total Minority Hours	Total Women Hours	Workforce Score (Total Hours Worked)	Caucasian %	Minority %	Women %	Ethnicity Score (Total Participation)
\$647,000.00	\$647,000.00	\$163,632.58	25.29%	B	14	2,734.00	2,693.00	41.00	0.00	F	98.50%	1.50%	0.00%	F

TS-699A CARR & DUFF LOWER TRENTON TSB APPROACH TRAFFIC SIGNAL EQUIPMENT UPGRADES														
Payments Summary					Workforce Hours Summary 28.52%						Ethnicity Participation Summary			
Total Contracts Value	Total Prime P / T / D	Total IBE P / T / D	Total IBE %	Payments Score (Total IBE Payments)	Total Number of Workers	Total Hours Worked	Caucasian Hours	Total Minority Hours	Total Women Hours	Workforce Score (Total Hours Worked)	Caucasian %	Minority %	Women %	Ethnicity Score (Total Participation)
\$161,150.37	\$161,150.32	\$61,169.00	37.96%	A	11	433.00	309.50	123.50	0.00	A	71.48%	28.52%	0.00%	A+

Delaware River Joint Toll Bridge Commission
Meeting of November 21, 2022

MINORITY, WOMEN AND SMALL BUSINESS ENTERPRISE PROGRAM

The Delaware River Joint Toll Bridge Commission implemented a one-year Minority Business Enterprise (MBE) pilot program, with a 7% participation goal, and the Women Business Enterprise (WBE) pilot program with a 3% goal. These goals applied to consultants and contractors' participating in the Commission's Capital Program and were effective on September 1, 2008.

At its December 2008 Commission Meeting, the Commission revised the pilot program to specify a 25% Small Business Enterprise (SBE) goal to New Jersey assigned consultant contracts in lieu of the previously specified 7% MBE and 3% WBE goals.

At its December 2010 Commission Meeting, due to the success of the Commission's MWSBE Pilot Program, the Delaware River Joint Toll Bridge Commission adopted a resolution for permanent status of the Minority Business Enterprise (MBE) program, with a 7% participation goal, and the Women Business Enterprise (WBE) program with a 3% goal, and the Small Business Enterprise (SBE) program with a 25% goal. These goals apply to consultants and contractors' participating in the Commission's Capital Program.

The Contract Compliance Department continues to monitor, update and analyze the payments for the MWSBE diversity program.

- | | |
|---|-------------------|
| a) PA Assigned Professional Services Contracts: | 7% MBE and 3% WBE |
| b) No State Assigned Professional Services Contracts: | 7% MBE and 3% WBE |
| c) Capital Plan Construction Contracts: | 7% MBE and 3% WBE |
| d) NJ Assigned Professional Services Contracts: | 25% SBE |

Numerous diversified businesses have benefited and continue to benefit from the Commission's previous M/W/SBE Program. The number of Contracts awarded during the MWSBE Program are as follows:

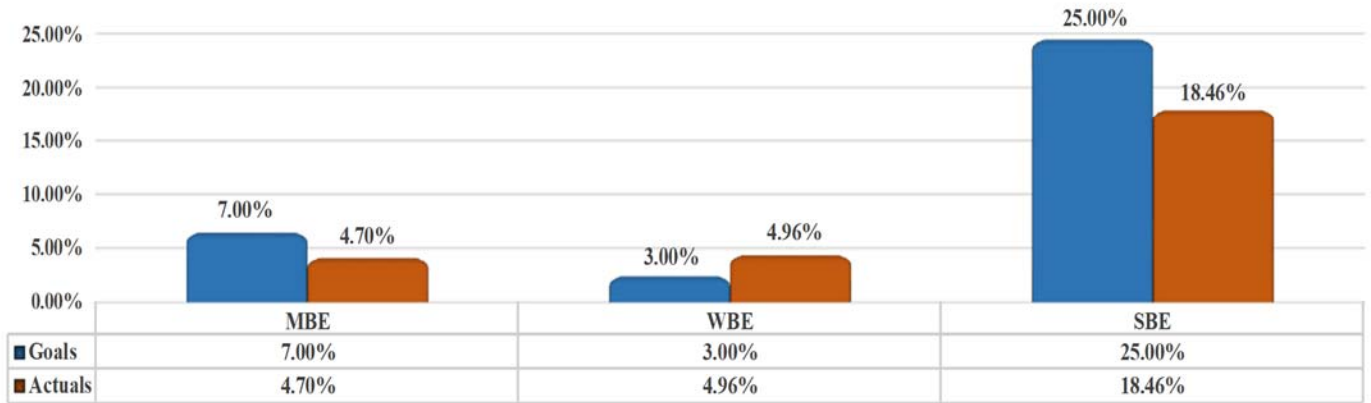
- | | |
|-----------------------------------|-----|
| ➤ Active Projects: | 5 |
| ➤ Completed Projects: | 72 |
| ➤ Total Capital Program Projects: | 77 |
| ➤ Total Number of Contractors: | 180 |

As of July 1, 2014 projects fall into the status now commonly referred to as IBE (Identified Business Enterprise) with a projected target to be or to exceed 25% of the total project award amount.

Delaware River Joint Toll Bridge Commission
Meeting of November 21, 2022

ACTIVE and COMPLETED (MWSBE) PROJECTS PAYMENTS

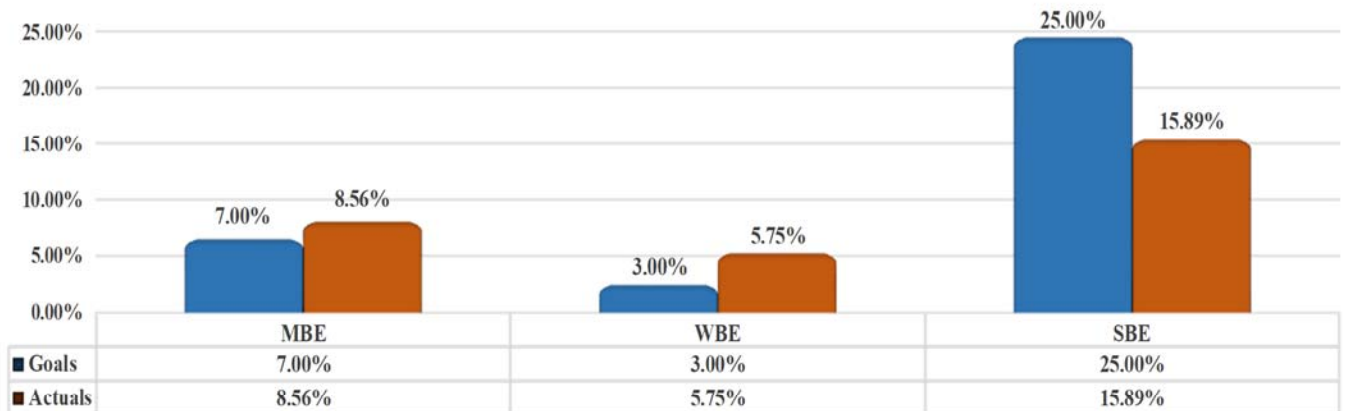
ACTIVE (MWSBE) PROJECTS



M/WBE Actual Summary Totals \$28,054,551.24	MBE		WBE		SBE Actual Summary Totals \$1,253,074.27	SBE	
	ACTUAL	PAYMENTS	ACTUAL	PAYMENTS		ACTUAL	PAYMENTS
	4.70%	\$1,319,428.97	4.96%	\$1,390,684.65		18.46%	\$231,333.17

PROJECT NO.	CONTRACTOR / CONSULTANT	PROJECT VALUE	TOTAL PAYMENTS TO DATE	MBE GOAL 7%	MBE PAYMENTS	WBE GOAL 3%	WBE PAYMENTS	SBE GOAL 25%	SBE PAYMENTS
C-502A	AECOM Transp.	\$ 30,397,000.00	\$ 27,771,434.19	4.75%	\$ 1,319,428.97	4.99%	\$ 1,385,684.65		\$ -
C-629A	Hill International	\$ 300,000.00	\$ 147,560.34		\$ -		\$ -	13.66%	\$ 40,993.70
C-556A	Pennoni Associates	\$ 389,614.63	\$ 323,615.98		\$ -		\$ -	25.21%	\$ 98,228.18
C-628B	Louis Berger Group	\$ 1,000,000.00	\$ 781,897.95		\$ -		\$ -	9.21%	\$ 92,111.29
C-599A	McCormick & Taybr	\$ 1,000,000.00	\$ 283,117.05		\$ -	0.50%	\$ 5,000.00		\$ -

COMPLETED (MWSBE) PROJECTS



M/WBE Actual Summary Totals \$139,098,476.93	MBE		WBE		SBE Actual Summary Totals \$20,593,480.45	SBE	
	ACTUAL	PAYMENTS	ACTUAL	PAYMENTS		ACTUAL	PAYMENTS
	8.56%	\$11,903,166.05	5.75%	\$8,003,051.95		15.89%	\$3,271,639.83

The details relative to the Completed Projects data above are available on page 16.

Delaware River Joint Toll Bridge Commission

Meeting of November 21, 2022

Minority, Women and Small Business Enterprise Payment Reporting Completed Contracts

***Categories highlighted below indicates the Prime has either met or exceeded the target.**

PROJECT NO.	CONTRACTOR / CONSULTANT	CONTRACT VALUE	MBE GOAL 7.0 %	MBE PAYMENTS	WBE GOAL 3.0 %	WBE PAYMENTS	SBE GOAL 25.0 %	SBE PAYMENTS
DB-427B	A.P. Construction	\$ 4,356,866.00	10.00%	\$ 435,686.60	7.30%	\$ 318,051.22		
T/TS-573A	A.P. Construction	\$ 7,823,588.00	7.69%	\$ 601,633.92	4.92%	\$ 384,920.53		
T-440BR	A.P. Construction	\$ 4,608,295.33	11.70%	\$ 539,170.55	7.33%	\$ 337,788.05		
TTS-476A-2	A.P. Construction	\$ 3,511,153.06	7.20%	\$ 252,803.02	5.50%	\$ 193,113.42		
T-472A	Allied Painting	\$ 15,595,983.76	9.70%	\$ 1,512,810.42	15.00%	\$ 2,339,397.56		
C-443A	Ammann & Whitney	\$ 770,909.81	10.00%	\$ 77,090.98	14.00%	\$ 107,927.37		
C-445A	Ammann & Whitney	\$ 920,304.08	7.20%	\$ 66,261.89	3.20%	\$ 29,449.73		
C-629B	Michael Baker	\$ 500,000.00					2.79%	\$ 13,937.96
T-474A	Bracy Contracting	\$ 2,660,000.00	6.05%	\$ 160,930.00	2.87%	\$ 76,342.00		
C-474A	Brinjac	\$ 287,603.87	8.00%	\$ 23,008.31	9.00%	\$ 25,884.35		
C-627A	Buchart Horn	\$ 132,374.35						
C-598A	Burns Group	\$ 408,272.00					8.00%	\$ 32,661.76
C-454A	Carroll Engineers	\$ 500,000.00	18.10%	\$ 90,500.00	5.90%	\$ 29,500.00		
C-543A	Cherry Weber	\$ 612,233.00					28.30%	\$ 173,261.94
C-639A	Cherry Weber	\$ 401,455.40	18.10%	\$ 72,663.43	5.90%	\$ 23,685.87		
T-498A	Cornell & Co.	\$ 1,999,015.22	9.30%	\$ 185,908.42	6.30%	\$ 125,937.96		
T-554A	Dayspring Electric	\$ 232,117.66						
C-628A	Dewberry	\$ 474,625.86	9.69%	\$ 46,014.78	13.27%	\$ 62,999.77	9.12%	\$ 43,294.17
C-454B	French & Parello	\$ 500,000.00					17.00%	\$ 85,000.00
C-627B	French & Parello	\$ 276,851.59					5.70%	\$ 28,487.21
C-453A	Gannett Fleming	\$ 1,000,000.00	5.33%	\$ 53,300.00	0.87%	\$ 8,700.00		\$ -
C-598B	Gannett Fleming	\$ 367,353.90					8.95%	\$ 32,878.17
C-566A	Greenman Pedersen	\$ 350,675.02	9.54%	\$ 33,464.64	0.83%	\$ 2,924.37		\$ -
C-599B	Greenman Pedersen	\$ 1,000,000.00					4.00%	\$ 40,000.00
CM-437A	Greenman Pedersen	\$ 2,559,020.59					19.50%	\$ 499,009.02
CM-440B	Greenman Pedersen	\$ 753,336.71					17.64%	\$ 132,888.60
T-441A	H & G Contractors	\$ 1,586,698.00	6.60%	\$ 104,722.07	1.57%	\$ 24,911.16		
C-530A	Hill International	\$ 400,000.00	2.50%	\$ 10,000.00				
CM-427B	Hill International	\$ 629,749.00					13.60%	\$ 85,645.86
CM-447B	Hill International	\$ 973,401.52	4.10%	\$ 39,909.46	2.10%	\$ 20,441.43		
CM-442A	Hill International	\$ 319,826.73					25.14%	\$ 80,404.44
CM-573A	Hill International	\$ 1,038,384.48	6.20%	\$ 64,379.84	5.80%	\$ 60,226.30		
T-506A	HRI	\$ 13,727,411.69	7.17%	\$ 984,255.42	2.91%	\$ 399,467.68		
TS-505A	IEW	\$ 661,352.00	55.00%	\$ 363,743.60	8.93%	\$ 59,058.73		
DB-563A	J. Fletcher Creamer	\$ 1,283,717.00	15.00%	\$ 192,557.55	4.00%	\$ 51,348.68		
TTS-634AR	J. Fletcher Creamer	\$ 896,808.00	8.35%	\$ 74,885.53	0.42%	\$ 3,755.75		
T-437A	J.D. Eckman	\$ 24,412,321.90	7.48%	\$ 1,826,041.68	3.04%	\$ 742,134.59		
C-549AR	Jacobs Engineering	\$ 445,549.98	8.02%	\$ 35,745.16	3.11%	\$ 13,866.11		
TS-442A	James A. Anderson	\$ 2,149,268.62	6.30%	\$ 135,403.92	1.30%	\$ 27,940.49		
TS-443A	James A. Anderson	\$ 2,461,975.00			6.10%	\$ 150,180.48		
T-543A	James D. Morrissey	\$ 6,683,640.40	4.80%	\$ 320,814.74	8.64%	\$ 577,466.53		
CM-444A	JMT	\$ 905,196.00	9.50%	\$ 85,993.62	2.80%	\$ 25,345.49		
CM-506A	JMT	\$ 1,459,000.00	7.65%	\$ 111,613.50	2.40%	\$ 35,016.00		
CM-543A	JMT	\$ 752,729.58					30.60%	\$ 230,335.25
C-506A	K.S. Engineers	\$ 1,156,622.33	63.38%	\$ 733,067.23	13.44%	\$ 155,450.04		
TTS-476A-1	Kyle Conti	\$ 4,128,641.00	0.09%	\$ 3,715.78	9.00%	\$ 371,577.69		
DB-562A	M.L. Ruberton	\$ 344,492.68	8.30%	\$ 28,592.89	3.80%	\$ 13,090.72		
T-475A	Miniscanco	\$ 68,229.51	2.25%	\$ 1,535.16	1.20%	\$ 818.75		
TS-445A	Neshaminy Contractors	\$ 6,285,926.10	16.90%	\$ 1,062,321.51	2.70%	\$ 169,720.00		
TS-447B	Neshaminy Contractors	\$ 8,955,586.24	8.60%	\$ 770,180.42	2.58%	\$ 231,054.12		
C-437B	Parsons Brinkerhoff	\$ 2,254,674.00					22.54%	\$ 508,203.52
C-437A	Pennoni Associates	\$ 764,181.39					24.00%	\$ 183,403.53
C-455B	Remington & Vernick	\$ 400,000.00					2.49%	\$ 9,960.00
TS-444A	Road-Con	\$ 7,814,850.68	4.87%	\$ 380,583.23	0.31%	\$ 24,226.04		
T-639A	Road-Con	\$ 3,324,313.00			13.90%	\$ 462,079.51		
C-621A	Rummel, Klepper & Kahl	\$ 487,881.64	9.01%	\$ 43,941.24	3.16%	\$ 15,427.54		
T-624A	Sparwick	\$ 874,601.00	7.60%	\$ 66,469.68	0.75%	\$ 6,559.51		
C-440B	Stantec	\$ 728,011.79	4.75%	\$ 34,580.56	2.80%	\$ 20,384.33		
C-440A	Stantec	\$ 405,011.03	4.80%	\$ 19,440.53	6.60%	\$ 26,730.73		
C-600A	STV	\$ 800,000.00					12.60%	\$ 100,800.00
CM-472A	STV	\$ 1,728,385.40					23.80%	\$ 411,355.73
CM-474A	STV	\$ 291,172.17						
C-538A	STV	\$ 500,000.00	1.25%	\$ 6,250.00	31.20%	\$ 156,000.00		
CM-443A	STV	\$ 204,152.63	16.75%	\$ 34,195.57	11.00%	\$ 22,456.79		
CM-445A	STV	\$ 682,064.44					26.00%	\$ 177,336.75
CM-498A	STV	\$ 571,665.66	12.00%	\$ 68,599.88	2.40%	\$ 13,719.98		
C-453B	T & M Associates	\$ 1,000,000.00					18.90%	\$ 189,000.00
C-07-11	Transystems	\$ 747,493.55					21.05%	\$ 157,347.39
C-447B	Transystems	\$ 666,016.64	8.00%	\$ 53,281.33	2.00%	\$ 13,320.33		
CM-476A	Trumbull	\$ 699,250.00	13.60%	\$ 95,098.00	6.10%	\$ 42,654.25		
C-505A	Urban Engineers	\$ 154,598.70					36.50%	\$ 56,428.53
C-539A	URS Corporation	\$ 265,070.69						

DELAWARE RIVER JOINT TOLL BRIDGE COMMISSION

Meeting of November 21, 2022

**OPERATIONS INDEX
FOR
INFORMATION TECHNOLOGY**

SUBJECT	DESCRIPTION	PAGE NUMBER
Information Technology	Status Report Month of October 2022	1-2





DELAWARE RIVER JOINT TOLL BRIDGE COMMISSION

Meeting of November 2022

Information Technology Department Report Month of October 2022


The following activities under the general heading of Information Technology were recently initiated, accomplished, or performed:

Helpdesk/Deployments:


-  Processed 47 work orders for the month.
-  Includes all software support, IT daily tasks, printer and desktop support, Intranet, news and job postings, telephone support, and form design/updates.
-  Includes configuration and deployment of desktops, laptops, and cell phones.
-  Includes MUNIS, ADP, Maximo, and other Enterprise Software updates and maintenance, and EZ-Pass support.

Projects:



ESS CAD System:

-  IT Department continues to support the implementation of the ESS Computer Aided Dispatch system and the new PCC.

Security, Upgrades, and Migration Initiative:

-  IT Department continues to aggressively secure, upgrade, and migrate any and all systems in order to better posture the network against any cybersecurity threats.

Telephone System:


-  IT Department has begun replacing Toll Supported Shelter telephones.
-  We continue to cancel Verizon phone lines where we can replace with a system telephone. This work will continue through the end of the year and into 2023.

DELAWARE RIVER JOINT TOLL BRIDGE COMMISSION

Meeting of November 2022

Meetings Attended:

I have begun to serve on the IAG Technical Committee and have attended the following meetings and/or phone conferences:

 **Every Monday: IAG Tech Committee Call:** General IAG Tech Committee discussion and status. Nothing to report.

DELAWARE RIVER JOINT TOLL BRIDGE COMMISSION

Meeting of November 21, 2022

COMMUNICATIONS

The following Pages reflect the reports on those items assigned to the Communications Department. Each item is reported separately and page numbered accordingly.

DELAWARE RIVER JOINT TOLL BRIDGE COMMISSION
Meeting of November 21, 2022

**OPERATIONS INDEX
FOR
COMMUNICATIONS**

SUBJECT	DESCRIPTION	PAGE NUMBER
Communications	Status Report Month of October 2022	1-3

DELAWARE RIVER JOINT TOLL BRIDGE COMMISSION

Meeting of November 21, 2022

COMMUNICATIONS REPORT

October 2022

- **COMMISSION AWARENESS EFFORTS:**

Release of Digitized 1930s Film Footage of Easton-Phillipsburg Area Traffic, Bridge Operations and Construction – Uploaded and posted on the Bridge Commission’s YouTube channel digitized 1930s film footage showing the severity of traffic in Phillipsburg and Easton and at the Northampton Street Bridge prior to the 1938 opening of the Bushkill Street Bridge (now the Easton-Phillipsburg Toll Bridge). The film footage also shows the centerline marking of the eventual Bushkill Street Bridge, early land-clearing and surveying on the Delaware River’s New Jersey side, groundbreaking in Easton, PA. and early bridge construction – apparently on both sides of the river. Introductory text was written to immediately precede the silent black-and-white footage. The DRJTBC logo also was added, resulting in a nearly 23-minute-long video post on the Commission’s YouTube channel. The posting was promoted through a press release announcing a scheduled October 28 online “premiere.” This generated advance coverage in TAPinto Phillipsburg and LehighValleyLive.com. Viewing by the public has been robust. In four days, the film has been watched more than 8,600 times and increased the number of signed subscribers to the Commission’s YouTube channel. It must be noted here that Commission media consultant Alex Styer of Bellevue Communications Group assisted greatly with this effort. This was the second release of archival Bridge Commission film footage. The first, involving demolition of the former covered timber bridge at Upper Black Eddy-Milford, has now been more than 1,700 times.

Advance Warning of I-295 NB Lane Closures on NJ Side of Scudder Falls Bridge – Worked with Bellevue Communications, New Jersey Department of Transportation and TRANSCOM to provide advance warning of a Friday-evening single-lane travel pattern on I-295 NB on the New Jersey approach to the Scudder Falls Toll Bridge. The advance “severe traffic warning” generated multiple media hits. Advisories of the lane closures also were posted on social media in New Jersey and Pennsylvania. These postings included an accurate map developed by Martin Griff of the Ewing, NJ – Our Town, Our Neighbors, Our Voice Facebook page. The travel restrictions also were prominently mentioned on the Commission and Scudder Falls Project websites. Most of the motorists taking evening commuting trips at the location would have resided in Pennsylvania. The campaign to raise public awareness appears to have been successful; the Commission did not receive any motorist complaints during or after the closure period. Social media feedback was appreciative.

Six-Week-Long Overnight Repair Project on Deteriorated I-78 Asphalt Joints Announced – Crafted, posted, and distributed advisories announcing the start and duration of a job-order project aimed at fixing deteriorating asphalt joints on the Commission’s 4.2-mile-long I-78 segment in New Jersey. The advisories explained how overnight single-lane travel restrictions would be implemented to carry out the project along both directions of I-78. The outreach generated print, online and radio news coverage. Pete Peterson of Bellevue Communications assisted in this effort.

DELAWARE RIVER JOINT TOLL BRIDGE COMMISSION
Meeting of November 21, 2022

New Hope-Lambertville Toll-Supported Bridge Research – Initiated stepped-up research effort in preparation for November 13 presentation to the Lambertville Historical Society. This stage of work involved visits to the Spruance Library in Doylestown, the Trentonian Room at the Trenton Library, the Lambertville Library, and the Bucks County Library. There is more than 200 years to cover including illegal banking, a trolley service and alterations to the bridge. The research includes communications with other transportation historians and a postcard collector. Began work on PowerPoint slide program.

- **MEDIA RELATIONS:**

Hot Topics: Centre Bridge-Stockton Bridge jumper rescued from river; Commission counsel Doug Steinhardt launches campaign for NJ state senate seat; single-lane pattern approaching the Scudder Falls Bridge; recent Commission E-ZPass overcharges cited in article on similar issue at a Garden State toll plaza; Scudder Falls Bridge traffic restriction postponed; single-lane traffic pattern near Scudder Falls Bridge reissued; Clay, NY man says he was wrongfully billed for thousands of dollars in unpaid E-ZPass tolls and fees; Commission staffer Julio Guridy discussed how the Hispanic community has grown; I-78 construction project gets underway; Phillipsburg calls for waiver of parking fees for shad tournament near Commission bridges; New Hope-Lambertville Bridge pictured in article on New Hope's Logan Inn; step back in time with old Commission traffic/bridge footage; scarce parking and Northampton Street Bridge rehabilitation project cited in article on shutdown of a Phillipsburg ice cream business; article on PA House District 137 election mentions Rep. Joe Emrick's legislation concerning Delaware River Joint Toll Bridge Commission.

- **WEBSITES:**

DRJTBC.org: Uploaded/posted actuarial services RFP document and schedule at Chief Financial Officer James Petrino's request. Uploaded and posted updated Transparency in Coverage link. Updated Northampton Street Bridge Rehabilitation Project webpage content and alerts/pop-ups/banner scroll as warranted. Posted alerts for I-78 and Milford-Montague job order project travel restrictions. Posted meeting materials and COVID-19 meetings page updates with agenda and meeting notice.

ScudderFallsBridge.com: Updated various outdated pages. This website will soon be mothballed with various aspects merged into the DRJTBC.org website. Posted travel advisory and pop-up message for I-295NB lane closures.

- **COMMUNITY AFFAIRS:** (Please refer to Community Affairs report) Provided photographs of former Bridge Commission administrative office locations for possible use in annual safety calendar. Worked with Community Affairs Director Jodee Inscho and Southern Region Maintenance Deputy Foreman Michael Schermerhorn to produce updated three-digit (9-8-8) suicide hotline signs at New Hope-Lambertville Toll Bridge. Installation was achieved by maintenance forces at New Hope under direction of Charles "Rick" Slack. Facilitated updated Eagle Awards advertisement designed by Jodee Inscho.

DELAWARE RIVER JOINT TOLL BRIDGE COMMISSION
Meeting of November 21, 2022

INTERNAL/EXTERNAL COMMUNICATIONS

- Recorded a total of 15,684 sessions (visits) on the Commission's website – www.drjtbc.org – during October. That's more than the 14,252 sessions recorded in September, but less than the 14,252 sessions tabulated in October 2021.
- Issued five press releases/travel advisories in October: Alternating single-lane travel at Milford-Montague (Route 206) Toll Bridge; start-up of I-78 overnight roadway work; severe traffic warning – and prior postponement – on I-295 NB approaching Scudder Falls Toll Bridge from New Jersey; and Easton-Phillipsburg film premiere.
- Identified covered bridge's toll house for Yardley historian.
- Confirm taping permission with Lambertville Historical Society president.
- Researched potential dates of Depression-era filming in area of Northampton Street Bridge and future Bushkill Street Bridge (now Easton-Phillipsburg Toll Bridge) using old Commission minute books and photographs.
- Researched death of former employee Levi Headman; provided news clippings on Headman death and driver conviction to Frenchtown historian Rick Epstein.
- Edited Joe Resta remarks on Scudder Falls Bridge Replacement Project.
- Worked with Steve Wells of purchasing department to design and order replacement suicide hotline signs for placement at bridge walkways.
- Processed new subscription to Newspaperarchive.com for research purposes.
- Attended meeting on submitted Scudder Falls Bridge Replacement Project completion video.
- Critiqued Scudder Falls project video submitted by project involvement consultant McCormick Taylor; relayed changes and recommendations in phone call; the resubmitted video is currently awaiting final review.
- Provided prior Scudder Falls video links to Mike Epperson of Stokes Creative Group.
- Forwarded I-295 NB/Scudder Falls Bridge travel restriction press release to Steve Schapiro of NJDOT and reviewed draft NJDOT advisory on that travel restriction.
- Corrected erroneous Facebook post regarding Lambertville's Swan Creek, noting that its location and issues are outside the Commission's jurisdiction.
- Reviewed Scudder Falls engineering consultant submitted promotional item description of the project and provided recommended changes/clarifications.
- Secured permission from local Facebook page administrator to use I-295 NB lane closure location map in Commission postings.
- Provided all lane closure alerts to Operations personnel.
- Created non-project Northampton Street Bridge stationery using bridge-drawings image.
- Drafted proposed budget increase explanation to Comptroller.
- Wrote detailed suicide-sign-installation memo to Dep. Exec. Director Murranko.
- Prepared various communications for administrative personnel.
- Responded to inquiry from Pocono region resident who reported that he has film footage of the 1955 flood destruction of the former Portland-Columbia Covered Bridge; individual called after seeing the Phillipsburg-Easton film footage.
- Reviewed and expanded draft public involvement section for engineering design procurement in advanced for an upcoming bridge rehabilitation project.

DELAWARE RIVER JOINT TOLL BRIDGE COMMISSION

Meeting of November 21, 2022

**OPERATIONS INDEX
FOR
COMMUNITY AFFAIRS**

SUBJECT	DESCRIPTION	PAGE NUMBER
Community Affairs	Status Report Month of October 2022	1

DELAWARE RIVER JOINT TOLL BRIDGE COMMISSION
Meeting of November 21, 2022

**Community Affairs Report
October 2022**

The following Community Affairs activities took place during October 2022:

Scudder Falls Bridge Replacement Project- Public Involvement

Very few public comments or questions now that project has reached substantial completion. Fielded request from Lower Makefield Township regarding a group (Bucks Beautiful) that would like to plant daffodils along the ramps, similar to what was there pre-construction and is in place at New Hope-Lambertville/Route 202. Conferred with Kevin Skeels; responded to group that the area is still in construction, will consider next year.

Worked with vendor on design of state line stencil for shared use path, provided final design to Michael Schermerhorn of Southern Region Maintenance for procurement.

Northampton Street Toll Supported Bridge Rehabilitation Project

Attended bi-weekly construction progress meetings, providing information on special events in the area to the contractors. Reviewed plans for architectural lighting software. Conferred with organizer of annual Halloween parade, to discuss limitations and possible adjustments needed due to construction.

“Trenton Makes” sign lighting

Coordinated requests for light shows with technical assistance from Justin Bowers in the Engineering Department. Shows for October included awareness campaigns for breast cancer, metastatic breast cancer, dyslexia, developmental language disorder, Hispanic heritage, Columbus Day and Halloween. Beginning October 28, the sign was lit in red and white for the duration of the World Series in support of Philadelphia Phillies. Other shows scheduled for November include awareness for pancreatic cancer, Alzheimer’s and National Runaway Prevention (requested by Anchor House of Trenton,) and Election Day, Veterans Day and Thanksgiving holidays. Default color remains blue and yellow in support Ukraine instead of red until further directed.

Centre Bridge-Stockton Toll-Supported Bridge/NJ DOT

Provided information on property lines to NJ Department of Transportation, in anticipation of a resurfacing project they are planning for the canal bridge. Requested additional input from Engineering.

Preservation of Archival material

Continued to scan/digitizing old photos and negatives from the Commission Archives. Promoted recently released 1930s era film on social media – garnered more than 8000 views in first weekend.

Commission publication

Collected information for fall issue. Continued work on 2023 Commission calendar.

Various Community Affairs activities

Handled a wide assortment of community affairs tasks during the months, including:

- Coordinated with E-ZPass Department staff regarding various customer questions including dismissal of toll charges to local fire company
- Assisted with various Use of Facilities requests
- Assisted the Communications Department with the proofreading various news released and editing of various images
- Fielded request from PennDOT for replacement of signage at Riverton-Belvidere TSB
- Provided various departments with digital images as needed

DELAWARE RIVER JOINT TOLL BRIDGE COMMISSION

Meeting of November 21, 2022

ENGINEERING

The following Pages reflect the reports on those items assigned to the Engineering Department. Each item is reported separately and page numbered accordingly.

DELAWARE RIVER JOINT TOLL BRIDGE COMMISSION
Meeting of November 21, 2022
PROJECT STATUS REPORT

FACILITY	PM/PAM	CONTRACT DESCRIPTION	PAGE NO.
Trenton-Morrisville Toll Bridge	RJZ/KMS	Southern Operations & Maintenance Facilities Improvements <ul style="list-style-type: none"> Preliminary, Final, & Post Design Services, C-519A Construction Management Services, CM-519A Construction, T-519A 	1-4
Scudder Falls Toll Supported Bridge	KMS	Scudder Falls Bridge Replacement Project <ul style="list-style-type: none"> Final Design Services, Contract C-660A Construction Contract, T-668A 	5
	CTH/KMS	<ul style="list-style-type: none"> Construction Management, CM-669A 	5-6
	CLR/KMS	<ul style="list-style-type: none"> Construction Inspection, PA Approach, CI-671A Construction Inspection, Main River, CI-672A 	6
	CLR/KMS	<ul style="list-style-type: none"> Construction Inspection, NJ Approach, CI-673A 	7
	KMS	DMC Services for Construction of the SFB Project <ul style="list-style-type: none"> Oversight of Final Design, C-502A-2I 	7-8
	CTH/KMS	Public Involvement Services <ul style="list-style-type: none"> Design Contract, C-662A 	8
	KMS	Capital Program Management Consultant (CPMC) & Design Management Consultant (DMC) Services for the I-95/Scudder Falls Bridge Improvement Project <ul style="list-style-type: none"> CPMC Services 2018 through 2021, C-502A-1M 	8
	CAS/KMS	Scudder Falls Park and Ride Pedestrian/Bicycle Trail <ul style="list-style-type: none"> Task Order Assignment No. C-729A-2 	9
	CLR/WMC/KMS	Scudder Falls TB Residential Building Demolition & Site Restoration <ul style="list-style-type: none"> Construction, JOC T/TS-737A-005 	9
	CAS/KMS	Post Construction Traffic Study for the SFB Replacement Project <ul style="list-style-type: none"> Task Order Assignment No. C-769A-1 	9-10
New Hope-Lambertville Toll Bridge	MEM/KMS	East Abutment Stone Veneer Repairs <ul style="list-style-type: none"> Study, C-704A-2 	10
	CTH/KMS	NH-L TB Driveway/Parking Lot Repaving <ul style="list-style-type: none"> Design, Task Order Assignment No. C-759A-3 	10-11
	CTH/KMS	NH-L Architectural Bridge Lighting Concept Study <ul style="list-style-type: none"> Task Order Assignment No. C-759A-4 	11
Uhlertown-Frenchtown Toll Supported Bridge	HDH/KMS	Replacement of NJ Upstream Retaining Wall <ul style="list-style-type: none"> Design, C-732A-1 CI Services, C-XXXX (Remington Vernick) 	11-12
I-78 Toll Bridge	WMC/KMS	Power and Communication Infrastructure <ul style="list-style-type: none"> Design Services, C-732A-3 	12
	WMC/KMS	NJ Approach Roadway Joint Rehab <ul style="list-style-type: none"> Contract No. T/TS 734A-005 	12
	WMC/KMS	NJ Approach Roadway Pavement Rehab <ul style="list-style-type: none"> Design and CI Services, C-751-4 	13

Facilities are listed South to North

The first set of initials indicate the Project Manager and the second set of initial indicate the Program Manager

Project Manager Legend

WMC – M. Cane JRB – J. Bowers
CTH – C. Harney HDH – D. Hettema

Program Manager Legend

KMS – K. Skeels MEM – M. McCandless
CAS – C. Straccioli RLR – R. Rash
RJZ – R. Zakharia CLR – C. Rood

DELAWARE RIVER JOINT TOLL BRIDGE COMMISSION
Meeting of November 21, 2022
PROJECT STATUS REPORT

FACILITY	PM/PAM	CONTRACT DESCRIPTION	PAGE NO.
Centre Bridge-Stockton Toll Supported Bridge	WMC/KMS	Structural Health Monitoring Pilot Program <ul style="list-style-type: none"> Contract C-750A-5 	13
Washington Crossing Toll Supported Bridge	WMC/KMS	Bridge Replacement Scoping Study <ul style="list-style-type: none"> Contract C-750A-7 	13
Northampton Street Toll Supported Bridge	MEM/KMS	Rehabilitation <ul style="list-style-type: none"> Design Services, C-590A CM/CI Services CM-590A Construction, TS-590A 	13-15
Easton-Phillipsburg Toll Bridge	CTH/KMS	Facility Parking Lot Improvements <ul style="list-style-type: none"> Design, C-732A-5 Construction, JOC T/TS- 734A-004 Construction Inspection, TOA C-760A-1 	15-16
Riverton-Belvidere Toll Supported Bridge	HDH/MEM	Northwest & Southwest Wingwall Rehabilitation <ul style="list-style-type: none"> C-751A-1 	16-17
Milford-Montague Toll Bridge	CTH/KMS	NJ /PA Approach and Main River Bridge Roadway Repaving <ul style="list-style-type: none"> Design, C-759A-2 Construction, JOC T/TS-734A-006 Construction Inspection, TOA C-751A-3 	17-18
Multiple Facilities and/or Commission-Wide	WMC/KMS	Electronic Surveillance/ Detection System <ul style="list-style-type: none"> ESS Maintenance Contract, DB-724A ESS Request For Proposal Development, TOA C-728A-4 	18
	CAS/KMS	Electronic Toll Collection <ul style="list-style-type: none"> Customer Service Center/Violation Processing Center Project, DB-584A 	19
	CAS/KMS	Electronic Toll Collection System Replacement <ul style="list-style-type: none"> Design, Build, and Maintain, DB-540A 	19
	CAS/KMS	All Electronic Tolling Implementation Plan <ul style="list-style-type: none"> Task Order Assignment No. C-728-6 	20
	WMC/KMS	Job Ordering Contracting Services <ul style="list-style-type: none"> Program Manager, C-727A 	20
	HDH/MEM	General Engineering Consultant <ul style="list-style-type: none"> 2021-2022 Annual Inspections, C-757A 	20-22
	HDH/MEM	Underwater Inspections <ul style="list-style-type: none"> 2021 Underwater Inspections of the Toll and Toll Supported Bridges, Central & Northern Regions, C-750A-2 2021 Underwater Inspections of the Toll and Toll Supported Bridges, Southern Region, C-759A-1 	22-23
	JRB/KMS	MS4 Stormwater Pollution Prevention Plan (SPPP) Update <ul style="list-style-type: none"> Task Order Assignment No. C-729-1 	23-24
	CAS/KMS	Traffic Engineering Consultant <ul style="list-style-type: none"> 2021-2022 Annual Reports, C-761A 	24
	CAS/KMS	Traffic Count Program Upgrade <ul style="list-style-type: none"> DR-550A 	24

Facilities are listed South to North

The first set of initials indicate the Project Manager and the second set of initial indicate the Program Manager

Project Manager Legend

WMC – M. Cane JRB – J. Bowers
CTH – C. Harney HDH – D. Hettema

Program Manager Legend

KMS – K. Skeels MEM – M. McCandless
CAS – C. Straccioli RLR – R. Rash
RJZ – R. Zakharia CLR – C. Rood

DELAWARE RIVER JOINT TOLL BRIDGE COMMISSION

**November 21, 2022
PROJECT STATUS REPORT**

TRENTON-MORRISVILLE TOLL BRIDGE

SOUTHERN OPERATIONS & MAINTENANCE FACILITIES IMPROVEMENTS

**Preliminary, Final & Post Design Services
Contract No. C-519A
(RJZ/KMS)**

This contract is for Preliminary, Final and Post-Design Services for space utilization improvements at New Hope Lambertville Toll Bridge Executive Headquarters and the demolition and reconstruction of the Trenton Morrisville Toll Bridge Administration Building as identified under a Task Order Assignment for Space Utilization Program and Concept Study.

In accordance with the Commission's February 26, 2018 Regular Monthly Commission Meeting, this Contract was awarded to Gannett Fleming, Architects Inc. (GF). Accordingly; a Notice of Award and Limited Notice to Proceed was issued to GF effective February 27, 2018.

A Kick-Off Meeting was conducted with GF on March 20, 2018. GF is currently coordinating with all public utilities, completed the Boundary & Topographic surveys, Space Utilization Program to address the Commission's current operations and anticipated needs in the foreseeable future as well as Final Design. A Concept Design and preliminary Phasing options were submitted and presented to the Commission on 10/28/19 with an advance Contract T-730A that covers Trenton Morrisville's salt and fueling operation's needs. The purpose of this advance Contract T-730A was to complete the new salt operation at this location and have it fully operational for the winter of 2020-2021. This was being planned to take place prior to the demolition of the existing building together with the current salt operation. The second Contract T-519A was publicly bid on April 12, 2021 to cover the construction of the balance of the Southern Operations & Maintenance needs in a multi-phased construction.

An NPDES permit Pre-Application meeting was held with Bucks County Soil Conservation on September 26, 2019 in connection with the Southern Operations Facility intended to be built at Morrisville, NPDES and Erosion & Sediment Control permits were submitted on December 4, 2019 and both approvals were obtained on March 18, 2020. In addition; building systems phasing coordination meetings were conducted on 11/25/19, 12/6/19 and 12/18/19. Electronic Bids for Contract T-730A were received on March 5, 2020, Construction Contract award was made to the apparent Low Bidder's, Bracy Construction, Inc. at the April 27th Regular Monthly Meeting, Construction was substantially completed on November 6, 2020 and Project was completed on November 20, 2020 on schedule under budget. GF provided Post Design services through-out construction of this Project.

DELAWARE RIVER JOINT TOLL BRIDGE COMMISSION

November 21, 2022

PROJECT STATUS REPORT

In connection with Resolution No. 4076-12-18 and the new real estate property acquisition at Langhorne to house the Commission's Southern Maintenance Facility; GF completed the Boundary and Topographic Land Surveys necessary for Lot Consolidation in Bucks County, Environmental Assessment Phase I and Phase II.

A second advanced Final Design submission was made by GF on 12/2/19 for the Langhorne Site to implement the environmental remediation as listed in the Phase II report, demolition of ten (10) existing buildings and secure the site with perimeter fencing. Using one of the Commission's standing Job Order Contractor RCC Builders Contract TTS-737A-2 was executed January 22, 2020. GF provided Post Design services through-out construction and this Project was closed June 15, 2020.

As part of an NPDES permit application process for this site, screening for suspected Bog Turtles and other federally endangered species was made on June 14th, 2019 by the US Army Corp. of Engineers (ACOE) and found that the Project site does not include a Bog Turtle Habitat. In light of these results an environmental permitting pre-application meeting were held on June 20th 2019 and January 23, 2020 with PADEP in attendance together with the US Army Corps of Engineers as relates to a joint permit for wetland and storm water impact and mitigation at this Langhorne site. Also; as a pre-requisite to obtain NPDES permit approval, a SHPO survey was made and a determination that there are no historic properties exist on site was obtained on March 24, 2020. In addition; ACOE conducted a survey on March 16th, 2020 and determined that none of their jurisdictional waters or wetlands exist on this site. Furthermore; the ACOE biologist who provided this survey agreed that the pond that exists on-site is man-made and therefore is not considered jurisdictional based on his field inspection. Additionally; two state identified endangered species were identified by the Pennsylvania Natural Diversity Inventory (PNDI) to potentially exist on-site. The design team, initiated field surveys on March 13th, 2020 and field traps were placed to determine if their habitat exists within the project limits to develop a mitigation plan. Survey concluded and PNDI concurred on September 9th, 2020 that none exists within the Commission's property.

A request for site Access Easement to Big Oak Road through PECO's neighboring property was made on November 1st, 2019, conditional approval was received, and an easement agreement has been received from PECO. GF prepared the Legal Description and Plot Plan and Commission's Real Estate Counsels filed this easement with the County's Clerk's Office.

A General Permit GP-7 for minor wetland crossing was submitted on November 4, 2020 and an approval was received from PA DEP on December 22, 2020.

A Bucks County Soil Erosion and Sediment Control (SE&SC) Permit was submitted together with an NPDES Permit on August 24, 2020 and an SE&SC permit approval was received April 23, 2021. NPDES conditional approval was received on September 27, 2021 pending PADEP approval of ACT 537 Sewage Planning Module which was received November 15, 2021 to address the local sewage disposal capacity that will be exceeded due to this Project.

DELAWARE RIVER JOINT TOLL BRIDGE COMMISSION

November 21, 2022

PROJECT STATUS REPORT

Constructability, Peer and Code review meetings were conducted on February 18, February 19 and February 24, 2021. Final Design submission and Bid Documents were received on April 9, 2021. Project public bid advertisement was made on April 12, 2021, virtual Pre-Bid meeting and site visits were made on April 19 and April 29, 2021 and electronic Bid Opening was made on June 2, 2021. Three bids were received, reviewed and a Construction Contract Award was made at the June 2021 Regular Monthly Meeting.

Currently GF is providing Post-Design services for Contract T-519A by attending all Project meetings, responding to requests for information, reviewing submittals, assisting in resolving conflicts in the field and clarifying the contract documents.

Construction Management
Contract No. CM-519A
(RJZ/KMS)

This contract is for Construction Management (CM) Services in connection with the demolition and new construction of the Southern Operations and Maintenance Facilities Improvements Project. As part of the CM services the Consultant scope of work includes Constructability Review of the Bid Documents during the Pre-Construction phase of T-519A.

Joseph Jingoli & Son, Inc. (JJS) was issued Notice of Award and Limited Notice to Proceed effective January 26, 2021. A meeting was held with the Consultant on February 3 to review the Commission's expectations of the consultant's services during the Pre-Construction phase of T-519A. Constructability Review was provided by the Consultant on the Pre-Final Design Submission, attended its design review meeting on February 24, 2021, and reviewed the Final Design Submission to confirm all comments have been addressed.

JJS attended the Construction Contract Pre-Construction Meeting on July 29, 2021 and is currently conducting bi-weekly progress meetings along with processing Architectural Supplementary Instructions, Contractor's Submittals and Request for Information as part of providing construction management services.

Construction
Contract No. T-519A
(RJZ/KMS)

Contract T-519A was awarded to Bracy Construction, Inc. at the Commission Regular Monthly Meeting of June 28, 2021.

This Contract will cover the southern operations & maintenance needs in a multi-phased construction. Specifically; The Project includes the demolition of the existing Trenton Morrisville Toll Bridge Administration Building and Maintenance Garage, construction of new Operations Building which will include the Primary Control Center and Toll Collection functions as well as a separate Vehicle Storage Building that will support Maintenance needs and Salt Operation for this location. This Project also include Construction of new salt storage building, fueling island,

DELAWARE RIVER JOINT TOLL BRIDGE COMMISSION

November 21, 2022

PROJECT STATUS REPORT

deicing equipment, maintenance garage that will include a wash bay, welding shop, vehicle maintenance and vehicle storage bays along with support spaces such as: offices, lockers and recreation and conference rooms. This Project also includes the installation of new Fleet Management System to be integrated into the Commission-Wide Fleet Management System at the New Hope Lambertville Toll Bridge Facility.

Notice of Award and Limited Notice to Proceed was issued to the Contractor on June 28, 2021. Contractor submitted all preliminary documents necessary for executing the agreement and issuing Notice to Proceed was made effective July 27, 2021. Pre-Construction Meeting was conducted on July 29, 2021, long lead delivery Items submittal phase is complete and coordination with material suppliers to reduce material delivery lead time continues. Contractor continues preparing miscellaneous and recurring submittals for review by the Commission, Design and CM teams. Utilities coordination and relocation are in progress at both the Langhorne & Trenton Morrisville site. Rammed Aggregate Piers as a form of ground improvements, Demarcation Building envelope and waterproofing were completed at Trenton Morrisville site. As part of securing as much material as possible onsite based on the global supply chain challenges, structural steel, mechanical and roofing material for this entire site were received and stored on-site. Similarly; temporary electrical equipment is being sourced to allow the transition from Phase 1 to Phase 2 and to overcome global supply chain delays specifically related to electrical distribution systems' equipment. Temporary office trailers that will house our Toll Operation at this Toll Bridge were delivered to the field and they are currently being set-up with utilities, security devices and furniture in preparation for the Commission use. Mechanical, Electrical and Telecommunication infrastructure cut-over work is currently in progress to support the functions served by our existing Toll Plaza and Maintenance Building.

At the Langhorne site; utility coordination, site work continues, salt building footings, cast in place concrete walls, Roof Truss erection, roofing and siding were completed. Electrical work that will serve the salt building and fueling island is currently in Progress. Concrete fueling island, cantilever canopy footers and steel erection are complete. Electrical and plumbing rough-ins for the fueling island, brine and magnesium chloride deicing systems were completed and their respective concrete pads were poured as part of Phase 1. Contractor completed the storm water pipes, inlets, manholes, and underground storm water detention basins in accordance with the approved NPDES Permit. Soil remediation continues through-out the site, as well as domestic water and sanitary sewer installation. At the Maintenance Building, concrete footings and foundation walls, electrical and plumbing under-slab rough-ins as well as structural steel erection activities have been completed. Base concrete slab was poured, and the Contractor is currently working on the radiant floor heating together with the topping slab, roofing, mechanical, electrical and plumbing activities are in progress.

DELAWARE RIVER JOINT TOLL BRIDGE COMMISSION

November 21, 2022
PROJECT STATUS REPORT

SCUDDER FALLS TOLL BRIDGE

SCUDDER FALLS BRIDGE REPLACEMENT PROJECT

Final Design
Contract No. C-660A
(KMS)

During the October reporting period Michael Baker Jr., Incorporated (Baker) of Hamilton New Jersey continued their construction phase support services efforts to review and respond to various Requests for Information from the Contractor and the Construction Manager; and, participated in Contract T-668A Progress Meetings, and various technical meetings involving design and field issues with the Contractor and CM/CI team, all via conference call.

Construction
Contract No. T-668A
(KMS)

Trumbull Corporation of Pittsburgh, PA (Trumbull) was awarded the Scudder Falls Bridge Replacement Construction Contract T-668A in the amount of \$396,000,000.00 at the Commission's January 30, 2017 Meeting. The Commission issued a full Notice to Proceed on March 3, 2017. Substantial Completion was achieved December 15, 2021.

Bi-weekly Conference Call Meetings continued between the Contractor and the Commission's Project team to discuss Project schedule, progress, and planning for the remaining construction activities and punch list items of work. Trumbull continued to make the final required project submittals throughout this reporting period for the ongoing construction activities. No new Requests for Information (RFIs) or new Submittals were submitted by the contractor these past two months. To date there have been a total of 919 Contractor RFIs and a total of 1,709 Contractor Submittals. Trumbull and the Construction Manager (Hill/Jacobs) have also been coordinating on the schedule for completion of the remaining contract item and punch list item work.

During the October reporting period Trumbull continued working to complete the remaining contract and punch-list items. Trumbull continued with the landscaping, roadside stabilization, drainage basin, and sign structure work in both PA and NJ.

Construction Management
Contract No. CM-669A
(CTH/KMS)

At the October 31, 2016 Commissioners Meeting, the Commission awarded Contract No. CM-669A, Construction Management Services for the Scudder Falls Bridge Replacement project to Hill International (Hill) of Philadelphia, PA for an amount not-to-exceed \$25,015,066.98. Hill

DELAWARE RIVER JOINT TOLL BRIDGE COMMISSION

November 21, 2022

PROJECT STATUS REPORT

was provided with Notice of Award and Limited Notice to proceed on November 2, 2016. Hill was then issued a Full Notice to Proceed on January 31, 2017, in parallel with the award of the Scudder Falls Bridge Replacement Contract T-668A at the same meeting.

The Hill team continues to supply construction management personnel as necessary, monitor Trumbull's performance and progress, conduct bi-weekly progress meetings, oversee and coordinate the three (3) construction inspection firms, perform utility coordination in NJ & PA, perform schedule reviews, conduct bi-weekly scheduling meetings, maintain document control, perform health and safety inspections, adjust project staffing as required, address material testing and inspection plan requirements, prepare monthly contractor invoices and manage overall project budget. Staff reduction efforts took place during the reporting period as the work is being completed.

Construction Inspection of the Pennsylvania Approach Contract No. CI-671A (CLR/KMS)

This Contract is for Construction Inspection (CI) Professional Services for the PA Approach Roadway Improvements portion of the Scudder Falls Bridge Replacement Project, Contract T-668A. TRC Engineers, Inc. (TRC) of Plymouth Meeting, PA was awarded this contract at the February 27, 2017 Commissioners' Meeting and issued a full Notice to Proceed effective March 29, 2017.

TRC Inspection Staff have all been transferred off the project as the work has been completed. During this reporting period steps have begun to close this Contract out.

Construction Inspection of the Main River Bridge Contract No. CI-672A (CLR/KMS)

This Contract is for Construction Inspection (CI) Professional Services for the Main River Bridge portion of the Scudder Falls Bridge Replacement Project, Contract T-668A. WSP/Parsons Brinckerhoff, Incorporated (PB) of Lawrenceville, NJ was awarded this contract at the February 27, 2017 Commissioners' Meeting and issued a full Notice to Proceed effective March 22, 2017.

During this reporting period PB's Final Invoice, Invoice No. 63/Final, was received and is being processed. Also, Monthly Progress Report No. 63/Final was received from PB and subsequently reviewed. Once Invoice No. 63/Final is paid steps will be taken to close this contract out.

DELAWARE RIVER JOINT TOLL BRIDGE COMMISSION

November 21, 2022 PROJECT STATUS REPORT

Construction Inspection of New Jersey Approach
Contract No. CI-673A
(CLR/KMS)

This Contract is for Construction Inspection (CI) Professional Services for the NJ Approach Roadway Improvements portion of the Scudder Falls Bridge Replacement Project, Contract T-668A. Gannett Fleming, Inc. (GF) of South Plainfield, NJ was awarded this contract at the February 27, 2017 Commissioners' Meeting and issued a full Notice to Proceed effective March 29, 2017.

GF Inspection Staff have all been transferred off the project as the work has been completed. During this reporting period steps have begun to close this Contract out.

DESIGN MANAGEMENT CONSULTANT SERVICES T-668A CONSTRUCTION

Task Order Assignment No. C-502A-2I
(KMS)

AECOM is providing DMC services during the construction of the Scudder Falls Bridge Replacement Project, Contract T-668A, under this Task Order Assignment, which began on April 1, 2017. The DMC Services include support to the Commission in the following and assistance with various project close-out activities:

Environmental Agency Coordination – Continuous services providing Project-wide assistance with environmental activities during construction.

Environmental Permitting – No environmental permitting work was performed this reporting period.

Environmental Monitoring Services – Continuous services throughout construction to meet project permit requirements. Year 1 monitoring activities for the PA Wetlands Mitigation Site, which were initiated in early May by ACT Engineers, continued this reporting period. Spraying of the invasive wetland plants within the wetlands mitigation site was also performed.

Contracts C-660A and T-668A Progress Support - DMC services during this reporting period included ongoing coordination with the Baker Final Design Team to expedite any remaining submittal responses from the Contractor; design and/or construction issue trouble-shooting and resolution support; existing facility interface coordination support; liaison to the Commission Operations, Public Safety Bridge Security, and Purchasing Departments for maintenance of the existing equipment and other roadway appurtenances within the SFB Project construction zone; and, required coordination with outside parties for final inspection of the project site, including the adjacent municipalities, and State DOT's. DMC Staff is also providing coordination and support with the various project close-out activities.

DELAWARE RIVER JOINT TOLL BRIDGE COMMISSION

**November 21, 2022
PROJECT STATUS REPORT**

CI Contract Administration – AECOM staff serve as Project Managers for the three (3) Construction Inspection (CI) contracts associated with the Scudder Falls Bridge project. This includes coordination with the CI firms for the supplying of inspectors to the project as requested by the Construction Manager; administration of the CI contracts to address any contractual needs; and, close-out for each of the contracts. The three CI contracts are currently in the process of being closed-out.

PUBLIC INVOLVEMENT SERVICES

Final Design Services
Contract No. C-662A
(CTH/KMS)

McCormick Taylor, Inc. (MT) was awarded this Public Involvement (PI) Contract at the Commission's September 28, 2015 Meeting, and issued Notice to Proceed effective October 29, 2015. MT's public involvement effort focuses on regularly communicating project activities to officials, stakeholders and the public, as well as informing motorists of near-term construction stage travel implications, performing public involvement initiatives and market research activities and development of discussion guides and analysis related the implementation of the new toll, and payment options related to All-Electronic Tolling. MT has finalized a new project specific logo and has created a new project specific website that went live on October 4, 2018. MT submitted a revised public involvement toll-implementation strategy and timeline to Commission staff for application and roll-out. MT continues to monitor the toll-free information line calls, compiling and responding to calls as well as project specific e-mails related to construction and toll implementation.

CAPITAL PROGRAM MANAGEMENT CONSULTANT (CPMC) & DESIGN MANGEMENT CONSULTANT (DMC) SERVICES FOR THE I-95/SCUDDER FALLS BRIDGE IMPROVEMENT PROJECT

CPMC SERVICES – 2018 THROUGH 2022
Task Order Assignment No. C-502A-1M
(KMS)

Task Order Assignment 502A-1M, Capital Program Management Consultant (CPMC) Services for 2018 through 2021 began in April 2018. AECOM is currently providing one (1) part-time Project Manager to oversee and administer various design and construction projects that are being advanced in the Capital Improvement Program. No CPMC staff activities occurred this reporting period.

DELAWARE RIVER JOINT TOLL BRIDGE COMMISSION

**November 21, 2022
PROJECT STATUS REPORT**

SCUDDER FALLS PARK AND RIDE PEDESTRIAN/BICYCLE TRAIL

Task Order Assignment No. C-729A-2
(CAS/KMS)

This project includes the installation of a pedestrian/bicycle trail located at the Scudder Falls Park and Ride facility. The installation of the pedestrian/bicycle trail will provide connectivity to a planned Lower Makefield Township trail to the Commission's existing trail that leads to the 1799 House. The Commission's proposed trail will start at the southeast corner of Taylorsville Road and Woodside Road and terminate at the existing trail located at the eastern side of the park and ride lot.

Mount Construction began the base pavement of the shared use path, as well as the final grading in the area of the new shared use path.

French and Parrello Associates continued to review submittals and respond to the Contractor's request for information during the reporting period

SFTB RESIDENTIAL BUILDING DEMOLITION AND SITE RESTORATION

JOC Contract No. T/TS-737A-005
(CLR/WMC/KMS)

A Notice to Proceed for the demolition and site restoration of the Commission's property at 1479 River Road, Yardley, PA was issued to the Commission's Job Order Contractor, RCC Builders & Developers (RCC) on June 24, 2022.

During this reporting period all field work was completed, and the development of Pay Application No. 1 has begun and is being processed.

POST- CONSTRUCTION TRAFFIC STUDY FOR THE SCUDDER FALLS BRIDGE REPLACEMENT PROJECT

Task Order Assignment No. C-769A-1
(CAS/ KMS)

The Commission is required to complete a post-construction traffic study for the Scudder Falls Toll Bridge (SFB) Replacement Project that will provide traffic volume and traffic data documentation, including volume to capacity (v/c) analysis of key roadways and intersections that may have been impacted by the project after tolls were implemented on the new SFB. The current traffic volume and traffic data documentation obtained as part of this study will then be compared to the base line traffic volume and traffic data documentation that was obtained as part of the Pre-Construction Traffic Study to determine what, if any, traffic diversion impacts from tolling have

DELAWARE RIVER JOINT TOLL BRIDGE COMMISSION

November 21, 2022

PROJECT STATUS REPORT

resulted. The traffic study is to be performed in accordance with the Interagency Agreement that was executed in April 2012 between the Commission, the Pennsylvania Department of Transportation (PennDOT), and the New Jersey Department of Transportation (NJDOT).

Traffic Planning & Design, Inc. (TPD) began the traffic data collection effort that will take place over a three (3) week duration.

NEW HOPE-LAMBERTVILLE TOLL BRIDGE

New Hope-Lambertville Toll Bridge Stone Veneer Repairs
Contract No. C-704A-2
(MEM/KMS)

At the end of March 2019, a section of the stone veneer façade at the east abutment of the New Hope – Lambertville Toll Bridge (Route 202) came loose and separated from the structural abutment. Greenman-Pederson, Inc. (GPI) was given the task to investigate the cause and determine a solution for the issue. The consultant was given Notice to Proceed on 4/29/2019. The consultant went out in the field on 5/15 and 5/16/19 to assess the condition of the stone veneer at both abutments of the NH-L Toll Bridge. A preliminary report was received June 7th, 2019. The report was finalized 7/15/2019. Preliminary design/repair documents were received 8/9/2019 and reviewed by 8/23/19. Final design documents were received electronically on 9/13/2019. Maintenance forces have improved the fencing around the deteriorated section at the NJ abutment facade.

A construction cost estimate was developed by our Job Order Contractor, RCC Builders & Developers (RCC). Due to excessive costs, a change in scope of work have been made and the design consultant provided revised bid documents to RCC. On January 12, 2022, RCC resubmitted bid costs. The excessive costs submitted by RCC has not been accepted.

The façade is stable and is being monitored for further deterioration until a JOC is in place to address the repairs.

New Hope-Lambertville Toll Bridge Driveway/Parking Lot Repaving
Design
Task Order Assignment No. C-759A-3
(CTH/KMS)

Naik Consulting Group was issued Notice to Proceed effective February 4, 2022. A project kick-off meeting was held with Naik on February 10, 2022 and a field view was held on January 19, 2022. This Task Order Assignment is to provide preliminary, final and post design services for the milling and resurfacing of the Administration Building driveway and parking lot.

DELAWARE RIVER JOINT TOLL BRIDGE COMMISSION

November 21, 2022

PROJECT STATUS REPORT

Naik submitted final design documents which were reviewed and provided to the selected Job Order Contractor. The Commission received the draft proposal, which is currently being reviewed by staff.

New Hope- Lambertville Architectural Bridge Lighting Concept Study
Task Order Assignment No. C-759A-4
(CTH/KMS)

Naik Consulting Group was issued Notice to Proceed effective August 30, 2022. A project kick-off meeting was held with Naik on September 1, 2022 and a field view was held on September 14, 2022. This Task Order Assignment is to develop several architectural lighting concepts for the main river bridge. Naik is currently developing a preliminary draft of the concept study report.

UHLERSTOWN-FRENCHTOWN TOLL SUPPORTED BRIDGE

Replacement of NJ Upstream Retaining Wall
Contract No. C-732A-1
(HDH/KMS)

The stone masonry retaining wall to the north of the Bridge Monitor Shelter in Frenchtown is deteriorated and in need of replacement. Arora and Associates, P.C. was given the task to design a new retaining wall that would keep the appearance of the existing wall in mind. Arora was given Notice To Proceed on 8/16/2019. A Preliminary Design submission was received 9/4/2019. Upon review by the Commission, the consultant was asked to provide an additional design option, which would include acquiring additional property. Consultant provided additional Engineer's estimate on 10/17/2019. Since the replacement of the wall is hampered by the location of the property line, a meeting was set up with Frenchtown Borough, owner of the adjacent property, to discuss easement. Meeting with Mayor of Frenchtown on 12/20/2019 regarding construction. The adjacent property is part of the Borough's Recreation and Open Space Inventory, there are on-going follow up discussions with NJDEP Green Acres Program.

Since the discussion with Green Acres to purchase additional property fell through, a meeting was held with Arora on February 19, 2021 to discuss moving forward with a design to replace the wall in-place. On February 26, 2021 meeting was held with Frenchtown Borough to discuss some additional improvements to benefit the adjacent Sunbeam Lenape Park. On the same date, a meeting between Arora, Commission personnel and JCP&L was held to discuss relocating the utility pole on Commission property. On March 18, 2021 a meeting was held at the site with the contractor and the design consultant to discuss constructability of the new retaining wall. Awaiting approval of construction easement, currently with SHPO, and signed agreement from JCP&L.

DELAWARE RIVER JOINT TOLL BRIDGE COMMISSION

November 21, 2022

PROJECT STATUS REPORT

Meeting was held in November between Engineering, JCP&L (Utility Company) and Arora. Representative from JCP&L requested the agreement be revised to include the planned load center (electric service) center for the Borough of Frenchtown and to specify the temporary support required for the utility pole on Commission property. While awaiting a final signed agreement with JCP&L, Arora is finalizing the Design Plans for the wall under the assumption the agreement with JCP&L will be acceptable.

A Pre-Final design package was submitted by Arora mid- January. These plans include a load center to provide access for Frenchtown Borough to electricity for Sunbeam Lenape Park. The Borough is expected to provide feedback on the load center, and JCP&L is expected to give approval for the proposed temporary support for the utility pole on Commission property.

Final design plans were submitted, and a Job Order Contract with Mount Construction will be T/TS-735A-010. A scope of work meeting was held with the JOC contractor and Arora on April 29, 2022. Negotiations with Mount Construction developing a price proposal to perform the work are currently in process.

The utility agreement with JCP&L was finalized on April 26th, 2022. The Construction Easement with the Borough of Frenchtown has been finalized on May 31st, 2022.

On May 24th, a cost proposal was received from Remington & Vernick Engineers (RVE) for Construction Inspection services for this project under Task Order C-760A-002. The fully executed Task Order Agreement was issued to RVE on June 16, 2022.

A final cost proposal was received from the Contractor, Mount Construction, and accepted the beginning of October.

INTERSTATE 78 TOLL BRIDGE

I-78 Toll Bridge Power and Communication Infrastructure
Design Services
Contract No. C-732A-3
(WMC/KMS)

In support of developing a hardwired power and communication type infrastructure along the Commission's jurisdiction of Interstate 78, Arora and Associates has provided a draft of the design documents.

I-78 Toll Bridge NJ Approach Roadway Joint Rehabilitation
Contract No. T/TS -734A-005
(WMC/KMS)

As part of the Commission's Job Order Contracting program, Mount Construction Company is rehabilitating the asphalt overlay at various transverse and longitudinal joints throughout the Commission's NJ jurisdictional approach to the river bridge. The project also includes sealing, pothole repairs, striping and raised pavement marker replacement where removed during the pavement repairs.

DELAWARE RIVER JOINT TOLL BRIDGE COMMISSION

November 21, 2022
PROJECT STATUS REPORT

I-78 TB NJ Approach Roadway Pavement Rehab
Design and CI Services
Contract No. C-751A-4
(WMC/KMS)

Traffic Planning and Design (TPD) is providing post design as well as construction inspection services in support of the rehabilitation of deteriorated longitudinal asphalt joints on I-78 throughout the Commission's New Jersey jurisdiction.

CENTRE BRIDGE- STOCKTON TOLL SUPPORTED BRIDGE

Structural Health Monitoring Pilot Program
Contract No. C-750A-5
(WMC/KMS)

The Commission has been provided with access to the structural health monitoring system via. Resensys SenScope and the ability to observe recorded data from the Centre Bridge-Stockton Toll-Supported Bridge. Correlating recorded data with known loadings, the Commission will have the ability to identify future overweight crossings and approximate their weights.

WASHINGTON CROSSING TOLL-SUPPORTED BRIDGE

Washington Crossing Bridge Replacement Scoping Study
Contract No. C-750A-7
(WMC/KMS)

WSP is revising the feasibility report supplement in response to comments from the series of review meeting held in September. WSP submitted a draft of the scoping document which was followed by a review meeting on October 26th at which time the Commission provided WSP with comments.

NORTHAMPTON STREET TOLL SUPPORTED BRIDGE

Northampton Street Toll Supported Bridge Rehabilitation
Design Services
Contract No. C-590A
(MEM/KMS)

At the April 27, 2020 Commissioners Meeting, the Commission awarded Contract No. C-590A, Northampton Street Toll-Supported Bridge Rehabilitation Design to Greenman-Pedersen,

DELAWARE RIVER JOINT TOLL BRIDGE COMMISSION

November 21, 2022

PROJECT STATUS REPORT

Inc. (GPI) of Lebanon, NJ. GPI was provided with Notice of Award and Limited Notice to Proceed the same date. GPI was then issued a Full Notice to Proceed on May 15, 2020.

A contract kick-off meeting was held on May 14, 2020. Field condition assessments commenced on May 18, 2020 and have been completed. On June 12, 2020 GPI submitted their Draft Condition Assessment and Recommendation Report along with their Draft Architectural Lighting Concept Study Report. On September 11, 2020 GPI submitted their Preliminary Design plans and specification. On October 30, 2020 GPI submitted the Pre-Final Design submission. On December 18, 2020 GPI submitted the Final Design documents. A virtual Public Officials Presentation of the project was conducted on June 16, 2021 followed by a virtual Open House Presentation on June 23, 2021.

The project was posted for bid on July 20, 2021. A virtual pre-bid meeting was conducted on July 27, 2021. Bids were received and open during a virtual public bid opening held at 2:00 PM on Tuesday August 31, 2021 and evaluated by GPI. At the September 27, 2021 Commission Meeting authorization was granted to award the construction contract to J.D. Eckman of Atglen, PA for the not-to-exceed amount of \$15,487,427.50. GPI continues to perform post design services in support of the project.

CM/CI Services
Contract No. CM-590A
(MEM/KMS)

At the September 27, 2021 Commission Meeting authorization was granted to award the Construction Management/Construction Inspection Services contract (CM-590A) to Johnson, Mirmiran and Thompson, Inc. (JMT) of Philadelphia for the not-to-exceed amount of \$1,554,968.16. Johnson, Mirmiran and Thompson, Inc. of Philadelphia was issued Notice of Award/Limited Notice to proceed effective September 28, 2021. A project kick-off meeting has held on October 15, 2021 and a project field view was conducted by JMT with the contractor and the designer on October 19. The full Notice to Proceed was issued November 5, 2021.

JMT has established a field office at the project site and has managed activities through stage 1, stage 2 and stage 3 of the project. Stage 2, consisting of steel repairs, sidewalk replacement and painting along the north side of the bridge, commenced on March 16, 2022. Stage 3, consisting of steel repairs, sidewalk replacement and painting along the south side of the bridge, commenced on August 8, 2022. JMT continues to provide CM/CI services for the project.

Construction
Contract No. TS-590A
(MEM/KMS)

At the September 27, 2021 Commissioners Meeting, the Commission awarded Contract No. TS-590A, Northampton Street Toll-Supported Bridge Rehabilitation to J.D. Eckman Inc. of Atglen, PA for an amount not-to-exceed \$15,487,427.50. J.D. Eckman was provided with Notice

DELAWARE RIVER JOINT TOLL BRIDGE COMMISSION

November 21, 2022

PROJECT STATUS REPORT

of Award/Limited Notice to proceed on September 28, 2021. A project field view was conducted by the construction manager, with the contractor and the designer on October 19. The full Notice to Proceed was issued on November 15, 2021.

J.D. Eckman has completed the preparatory work that defines stage 1 of the project. Stage 2, consisting of steel repairs, sidewalk replacement and painting along the north (upstream) side of the bridge, commenced on March 16, 2022. Intermittent long term lane closures commenced March 16, 2022. The stage 2 continuous lane close, coinciding with the erection of the paint containment scaffolding at the north truss, closing the upstream lane and accommodating two-way traffic in the two downstream lanes, commenced April 18, 2022. Beginning on April 18, 2022, during the evening rush hours, an additional Commission Bridge Monitor has been assigned to the Pennsylvania side of the bridge to assist in the mitigation of traffic back-ups on the bridge. In addition, starting on May 3, during the evening rush hours, a Phillipsburg Police Officer has been assigned to the New Jersey intersection to assist in the mitigation of traffic back-ups into Phillipsburg. JD Eckman complete stage 2 construction work on August 6, 2022 and commenced stage 3 construction on August 8, 2022, which continued through the reporting period.

EASTON-PHILLIPSBURG TOLL BRIDGE

Facility Parking Lot Improvements

Design

Task Order Assignment No. C-732A-5
(CTH/KMS)

Arora and Associates was issued Notice to Proceed effective March 30, 2021. A project kick-off meeting was held with Arora on April 6, 2021. This Task Order Assignment is to perform design services for repaving the Easton-Phillipsburg Toll Bridge Facility Parking Lot, renewal of settled sidewalk and curb along the Ramp C retaining wall, replacement of a fire hydrant and water main located in the parking lot, and connection of garage floor drains to the sanitary sewer. Arora submitted their Preliminary Design documents on April 30, 2021. The documents have been reviewed by Commission staff and comments were provided to Arora for consideration. Arora provided final design documents on August 27, 2021.. The construction documents were provided to the selected Job Order Contractor and a draft proposal was submitted accordingly. The Commission approved the revised proposal from the Job Order Contractor. Arora performed post-design services throughout the reporting period, and the assignment is in the process of being closed out.

Construction

Job Order Contract No. T/TS-734A-004
(CTH/KMS)

This Contract is for the milling and resurfacing of the asphalt on the administration building parking lot, localized sidewalk replacement, replacement of a water main located in the parking lot and connection of garage floor drains to the sanitary sewer at the Easton-Phillipsburg

DELAWARE RIVER JOINT TOLL BRIDGE COMMISSION

November 21, 2022

PROJECT STATUS REPORT

Toll Facility. This contract will be completed under the Commission's T/TS-734A JOC North contract, by Mount Construction Company, Inc. (Mount) who was awarded this Job Order Contract on May 2, 2022.

A pre-construction meeting was held on-site with Mount and the Construction Manager, Gordian, in attendance on June 6, 2022. Field work has been substantially completed and the contractor is in the process of completing punch-list work.

Construction Inspection
Task Order Assignment No. C-760A-1
(CTH/KMS)

Construction Inspection for this JOC No. T/TS-734A-004 is being provided by Remington & Vernick Engineers through their CM Task Order contract, working under the Construction Manager, Gordian. The inspector attended the pre-construction meeting and is on-site on a daily overseeing Mount's performance. This assignment is in the process of being closed out.

RIVERTON-BELVIDERE TOLL SUPPORTED BRIDGE

Northwest & Southwest Wingwall Rehabilitation
Task Order Assignment No. C-751A-1
(HDH/MEM)

The masonry wingwalls at the northwest and southwest corners of the Riverton – Belvidere Toll Supported Bridge in Pa. are in need of repair, rehabilitation or replacement. The walls exhibit vertical misalignment, areas of bulging stones, missing mortar and water staining as a result of water seeping through the wall. The sidewalk along the high side of the northwest wall exhibits signs of settlement and the concrete monument on the high side of the wall has settled and rotated.

Traffic Planning and Design, Inc (TPD) was provided with Notice To Proceed on June 16, 2021. On Wednesday, June 23, 2021, a Kick-Off meeting was held via Microsoft Teams with personnel from TPD. Sub-consultant is performing soil borings. TPD submitted an initial draft Alternatives Analysis Submission report the beginning of September. A meeting was held on October 14, 2021, to review the proposed solutions in the report and discuss any other future alternatives.

A revised analysis report was submitted on November 5, 2021. This report included an interim recommendation to monitor the northwest wingwall for further movement at three month intervals for a year. A meeting was held with TPD on November 17, 2021 to discuss this recommendation, and TPD was given the go-ahead to start the survey-based monitoring work on November 18, 2021.

DELAWARE RIVER JOINT TOLL BRIDGE COMMISSION

November 21, 2022

PROJECT STATUS REPORT

An initial Survey of the Northwest wingwall was done by Navarro & Wright, subconsultant to TPD, on December 1, 2021. Reflective targets and plates were attached to the wall. A second monitoring was performed in early February 2022, with negligible changes noted. The third monitoring was performed on May 4th, 2022. Results of these measurements indicate active movement of the wall. The latest monitoring took place in August. The monitoring report from August 3rd registered minor changes from the previous report as well. Comparing the results of August 2022 to the December 2021 baseline, it appears there is active movement of the wall. The Commission is waiting for the results of that field view by the consultant.

Mid-October TPD was given the go-ahead to provide the Commission with a cost proposal for phase 2 of this project, Final Design of rehabilitating the wingwalls.

MILFORD-MONTAGUE TOLL BRIDGE

NJ/PA APPROACH & MAIN RIVER BRIDGE ROADWAY REPAVING

Design

**Task Order Assignment No. C-759A-2
(CTH/KMS)**

Naik Consulting Group was issued Notice to Proceed effective December 2, 2021. A project kick-off meeting was held with Naik on December 7, 2021 and a field views were held on November 10th & December 16th, 2021. This Task Order Assignment is to provide preliminary, final and post design services for replacing/rehabilitating the pavement at the NJ & PA approach roadway and to resurface the Main River Bridge deck. Also included is the milling and resurfacing of the Operations Building Parking Lot as well as various drainage improvements along the Pennsylvania approach.

Naik submitted a draft version of the Alternatives Study Report on January 18, 2022 which was reviewed by Commission staff and comments provided to Naik on January 24, 2022. Naik submitted final design documents for T-718A on March 4, 2022. As requested by the Commission, Naik revised the design documents to be performed through a current job order contract. Naik is currently performing post-design services.

Construction

**Job Order Contract No. T/TS-734A-006
(CTH/KMS)**

This Contract includes replacing/rehabilitating the pavement at the NJ & PA approach roadway and to resurface the Main River Bridge deck. Also included is the milling and resurfacing of the Operations Building Parking Lot, as well as various drainage improvements along the Pennsylvania & New Jersey approach. This contract will be completed under the Commission's T/TS-734A JOC North contract, by Mount Construction Company, Inc. (Mount) who was awarded this Job Order Contract on July 15, 2022.

DELAWARE RIVER JOINT TOLL BRIDGE COMMISSION

November 21, 2022

PROJECT STATUS REPORT

A pre-construction meeting was held on-site with Mount and the Construction Manager, Gordian, in attendance on July 26, 2022. Field work has continued through the reporting period on the New Jersey approaches and bridge.

Construction Inspection
Task Order Assignment No. C-751A-3
(CTH/KMS)

Construction Inspection for this JOC No. T/TS-734A-006 is being provided by Traffic Planning & Design, Inc. through their CI Task Order contract, working under the Construction Manager, Gordian. The inspector attended the pre-construction meeting and is on-site on a daily basis overseeing Mount's performance.

MULTIPLE FACILITIES AND/OR COMMISSION-WIDE

ELECTRONIC SURVEILLANCE / DETECTION SYSTEM

ESS Maintenance Contract
Contract No. DB-724A
(WMC/KMS)

Schneider Electric Building Americas, Inc. continued to provide maintenance services in support of the Electronic Surveillance / Detection System under the direction of the Commission's Public Safety and Bridge Security, who operates the system from the Primary Control Center located at the New Jersey State Police's Regional Operation and Information Center (ROIC) in West Trenton, New Jersey.

The Commission exercised the second of two additional one-year options for maintenance services commencing on October 1, 2022.

ESS Request For Proposal Development
Task Order Assignment No. C-728A-4
(WMC/KMS)

Rummel, Klepper & Kahl (RK&K) has prepared request for proposal materials in support of the procurement of a vendor to provide maintenance and other related services for the ESS to commence on or before the conclusion of the term of the existing ESS Maintenance Contract.

DELAWARE RIVER JOINT TOLL BRIDGE COMMISSION

**November 21, 2022
PROJECT STATUS REPORT**

ELECTRONIC TOLL COLLECTION

Customer Service Center/Violation Processing Center Project
Contract No. DB-584A
(CAS/KMS)

Commission staff and Conduent executed a contract change order to adjust the pay-by-plate process that allows for making toll adjustments for super-load vehicles when crossing the Scudder Falls Toll Bridge in the toll direction. These vehicles often have atypical configurations that do not allow for the correct vehicle classification, requiring intervention by Commission Staff to adjust the toll amount prior to the issuance of a toll-by-plate invoice. Work on this enhancement is expected to begin in December 2022.

The New Jersey Turnpike Authority (NJTA), as the lead agency, is facilitating all meetings with the other agencies and Conduent to manage the implementation of outstanding system elements for the New Jersey E-ZPass Customer Service Center.

ELECTRONIC TOLL COLLECTION SYSTEM REPLACEMENT

Design, Build and Maintain
Contract No. DB-540A
(CAS/KMS)

TransCore completed the lane-by-lane check of the overhead vehicle profiling units (OPUS) for alignments and configurations. There is one OPUS at the Delaware Water Gap Toll Bridge Open Road Tolling (ORT) zone that needs replacement. This requires a lane closure and it is being scheduled.

TransCore completed the release of a new software build. The latest software build includes improved vehicle classification and over-height reporting.

TransCore is coordinating the relocation of the bridge host and all cabling to the lane controllers for the Southern Operations and Maintenance Facilities Improvements project. On site work will begin once the demarcation building is available.

Commission Staff and TransCore meet monthly to review and discuss system operational and maintenance items. A weekly call also takes place to briefly review system maintenance items for the week.

DELAWARE RIVER JOINT TOLL BRIDGE COMMISSION

**November 21, 2022
PROJECT STATUS REPORT**

ELECTRONIC TOLL COLLECTION / TOLLING TASK ORDER CONSULTANT

ALL ELECTRONIC TOLLING IMPLEMENTATION PLAN
Task Order Assignment No. C-728A-6
(CAS/ KMS)

A task order assignment was executed for Rummel, Klepper & Kahl, LLP (RK&K) to develop an implementation plan/playbook. The plan will include an overall program, the various elements to be implemented, study level concepts and a high-level implementation schedule. Notice to Proceed was issued to RK&K.

JOB ORDER CONTRACTING SERVICES

Job Order Contracting Program Manager
Contract No. C-727A
(WMC/KMS)

Gordian Group's activities included providing program management services in support of individual job orders.

GENERAL ENGINEERING CONSULTANT

2021-2022 Annual Inspections
Contract No. C-757A
(HDH/MEM)

As the Commission's General Engineering Consultant (GEC), Pickering, Corts & Summerson (PCS) is providing Annual Inspection Services for the Toll Bridges in 2021, and Toll Supported bridges in 2022. PCS was provided with Limited NTP on February 23, 2021, and Notice to Proceed on April 12, 2021. A kick-off meeting was held virtually April 9, 2021 via Microsoft Teams, and attended by representatives from Operations in all three Regions; Engineering and PCS.

As of June 25, 2021, Interim inspections were completed at the following Toll Supported Bridges: Riverton Belvedere, Centre Bridge Stockton, Lower Trenton, Calhoun Street, Washington Crossing, New Hope Lambertville, Uhlerstown Frenchtown, Riegelsville and Northampton Street. This completes all Interim Inspection work.

As of July 31, 2021 Regular inspections have been completed at the following Toll Bridges: Easton Phillipsburg Toll Bridge (Route 22), Broad Street Viaduct (approach structure to the EPTB), all approach structures at the PA side of the EPTB, I-78 Toll Bridges (East & Westbound),

DELAWARE RIVER JOINT TOLL BRIDGE COMMISSION

November 21, 2022

PROJECT STATUS REPORT

NJ and PA approach structures to the I-78 main river bridges, Delaware Water Gap toll Bridges (East & Westbound), the Portland-Columbia Toll bridge, NJ approach structures to the PCTB, Trenton-Morrisville, the NJ and PA approach structures to the TMTB, New Hope Lambertville, and approach structures to the NHLTB. In addition, sign structures and retaining walls associated with the TMTB, NHLTB, DWGTB, the EPTB, I-78TB, MMTB and the PCTB have been inspected.

As of September 29, 2021, Facilities inspections have been completed at all Toll Bridges. The completion of the inspection of (6) bridge, (4) sign structure, and retaining wall structures associated with the Scudder Falls Toll Bridge is anticipated the first week of October 2021. The three (3) pedestrian bridges located at SFTB will be scheduled for inspection once the main river bridge walkway is open to pedestrian and bicycle traffic.

As of October 25, 2021, the majority of the inspection work at the Scudders Falls Toll Bridge Facility has been completed. Nighttime sign reflectivity inspection has been scheduled for the first week of November, starting in the Northern Region. With exception of three shared use path structures at Scudder Falls, which opened for use mid-November, all field work has been completed.

A Draft Maintenance Report was submitted on December 3rd, 2021. The Draft Annual report was submitted on December 17, 2021. During the month of December, reports were reviewed by Engineering and Maintenance. A meeting was held with the GEC on January 6, 2021 to discuss any comments/changes to the reports.

Final Reports for the 2021 inspections were received by the Commission on February 4, 2021. A Kick-Off meeting for the Toll-Supported Bridge Inspection part of the project was held February 28, 2022 via Teams.

Field work began at the Centre Bridge-Stockton Toll Supported Bridge during the first week of April. Washington Crossing, New Hope-Lambertville, Lower Trenton, Calhoun Street, Riverton-Belvedere and Upper Black Eddy Toll Supported Bridges are also scheduled to be inspected in April. The following Toll Supported bridge inspections were completed in May 2022: Centre Bridge-Stockton, New Hope-Lambertville, Riverton-Belvidere and Uhlerstown-Frenchtown. An Interim Inspection of US22 over Broad Street was completed on May 11. The Washington Crossing Toll Supported bridge was also completed in May, however, due to a vehicle accident on Saturday May 28th, a Damage Inspection was performed by the GEC on Tuesday May 31st at the request of the Engineering Department. Inspection of the Calhoun Street, Upper Black Eddy, Northampton Street, and Riegelsville bridges was completed in June. During the week of August 1st, the Facilities and Grounds of all Toll Supported Bridges were inspected. Inspection of the Uhlerstown-Frenchtown bridge was completed in August. Subconsultant to the GEC, SJH, has performed the Sign Reflectivity assessments the week of September 19th (nighttime inspections). The Preliminary Draft reports were received on September 30th, 2022.

DELAWARE RIVER JOINT TOLL BRIDGE COMMISSION

November 21, 2022

PROJECT STATUS REPORT

Meetings between Engineering, Maintenance and the GEC were held the week of October 17th. Comments were provided to the GEC, and Final Draft reports are expected the end of October.

UNDERWATER INSPECTIONS

2021 Underwater Inspection of the Toll and Toll Supported Bridges
Central and Northern Regions
Contract No. C-750A-2
(HDH/MEM)

This project will provide underwater inspection services at all of the Commission's main river bridges in Central and Northern Regions. National bridge inspection standards (NBIS), require regular underwater inspections at intervals not to exceed 60 months. The Commission last performed underwater inspections on all of its bridges in 2016, with the exception of the Scudders Falls Toll Bridge, located in the southern region, which will be an initial evaluation. The inspections for the Central and Northern regions were performed in August and September of 2016.

WSP USA, Inc. (WSP) was provided with Notice to Proceed on May 4, 2021. On Wednesday, May 26, 2021, a Kick-Off meeting was held via Microsoft Teams with personnel from WSP and its subconsultant PCS. As of August 31, underwater inspection at Uhlerstown-Frenchtown, Upper Black Eddy, Riegelsville, I-78, Northampton Street and the Easton Philipsburg bridges have been completed. As of the end of September, the remaining bridges at Riverton-Belvedere, Portland-Columbia, Delaware Water Gap and Milford-Montague have been inspected.

All Draft-Preliminary Underwater Inspection Reports have been submitted and reviewed; a Final-Draft report was submitted January 7, 2022.

A Final Report for the 2021 underwater inspections was received by the Commission on January 26, 2022.

2021 Underwater Inspection of the Toll and Toll Supported Bridges

Southern Region
Contract No. C-759A-1
(HDH/MEM)

This project will provide underwater inspection services at all of the Commission's main river bridges in the Southern Region. National bridge inspection standards (NBIS), require regular underwater inspections at intervals not to exceed 60 months. The Commission last performed underwater inspections for the Southern Region in November of 2016, with the exception of the Scudders Falls Toll Bridge, which will be an initial evaluation.

DELAWARE RIVER JOINT TOLL BRIDGE COMMISSION

November 21, 2022 PROJECT STATUS REPORT

Naik Consulting Group (Naik) was provided with Notice to Proceed on October 13, 2021. On Monday, October 18, 2021, a Kick-Off meeting was held via Microsoft Teams with personnel from Naik and its subconsultant W. J. Castle & Associates (Castle). Castle is scheduled to start the inspections the first week of November.

As of the end of December, all bridges in the Southern District have been inspected with the exception of Scudders Falls. Castle's diving operations have been delayed due to higher than anticipated water levels. The Scudder Falls Bridges will be inspected early 2022, once water levels are deemed safe; and after all construction debris and the trestle have been removed. A preliminary Draft Report for New Hope Lambertville Toll Supported Bridge has been submitted for review on December 22, 2021. A Progress Meetings was held with Naik and Castle on December 20, 2021, and a meeting on January 7, 2022 to discuss the first report. Initial Preliminary Report returned to Naik with comments on January 14, 2022. A revised Preliminary Draft Report was submitted by March 28, 2022. A Final-Draft report was received on May 18th, 2022 for review and comments were returned on June 22, 2022. A Final-Draft report was resubmitted and is under review. The inspection of the Scudder Falls Toll Bridges was completed on June 7, 2022. Draft reports for the Scudder Falls bridges have been received and reviewed in September. A Final combined report of all Southern Region bridges is expected by the end of October.

MS4 STORMWATER POLLUTION PREVENTION PLAN (SPPP) UPDATE

Task Order Assignment No. C-729A-1
(JRB/KMS)

Under this Task Order Assignment (TOA) the Consultant, French & Parrello Associates (FPA), is providing professional consulting services to update the Commission's Stormwater Pollution Prevention Plan (SPPP) to incorporate changes from the Stormwater Discharge Master General Permit Renewal permit, covering R12 – Highway Agency Stormwater General Permit, issued January 1, 2020. Additionally, with the completion of the Scudder Falls Bridge Replacement Project, Administration Building at Scudder Falls, acquisition of the Park & Ride property at Scudder Falls, and construction of the Southern Operations & Maintenance Facility at Langhorne, a comprehensive update of the SPPP was necessary.

A kickoff meeting was held with Commission Staff, representatives of FPA, and T&M Associates (sub-consultant) via MS Teams on September 16, 2022. On September 26, 2022, an information gathering, and site visit was held at the Easton – Phillipsburg Toll Bridge. Attendees included the Deputy Director of Maintenance, DWG & E-P Regional Maintenance Supervisors (RMS), Deputy RMS from Scudder Falls, Engineering, and representatives from FPA and T&M Associates.

On October 5, site visits for stormwater facilities audits were performed at Milford – Montague TB, Delaware Water Gap TB, and Portland – Columbia TB. On October 19, site visits for stormwater facilities audits were performed at I-78 TB, New Hope – Lambertville TB, Scudder

DELAWARE RIVER JOINT TOLL BRIDGE COMMISSION

November 21, 2022

PROJECT STATUS REPORT

Falls TB, and Trenton – Morrisville TB. A draft updated SPPP Manual is due to the Commission on October 28.

TRAFFIC ENGINEERING CONSULTANT

2021–2022 Annual Reports

Contract No. C-761A

(CAS/KMS)

Initial 2022 traffic data was provided to Pennoni Associates to begin compiling the data.

TRAFFIC COUNT PROGRAM UPGRADE

Contract No. DR-550A

(CAS/KMS)

A Purchase Order was issued to Signal Service, Inc., West Chester, PA for the traffic counters, server and additional materials. Signal Service is a member of the Pennsylvania Department of General Services COSTARS Program (Cooperative Purchasing Contract No. 4400012659). The COSTARS Program sets the pricing for the traffic counters, auxiliary equipment, and software to be purchased.

DELAWARE RIVER JOINT TOLL BRIDGE COMMISSION

Meeting of November 21, 2022

OPERATIONS

The following Pages reflect the reports on those items assigned to the Operations Department. Each item is reported separately and page numbered accordingly.

DELAWARE RIVER JOINT TOLL BRIDGE COMMISSION

Meeting of November 21, 2022

**OPERATIONS INDEX
FOR
PUBLIC SAFETY & BRIDGE SECURITY**

SUBJECT	DESCRIPTION	PAGE NUMBER
Public Safety & Bridge Security	Status Reports Month of October 2022	1-20

DELAWARE RIVER JOINT TOLL BRIDGE COMMISSION
Meeting of November 21, 2022

PUBLIC SAFETY AND BRIDGE SECURITY
Month of October 2022

The below-listed items represent meetings, communications, tasks, and projects involving the Public Safety and Bridge Security Department (PSBS):

Radio System

- Public Safety and Bridge Security (PSBS) personnel alone, and in conjunction with the New Jersey State Police investigated various DRJTBC radio issues during October 2022.
- In October 2022, PSBS installed and programmed new radios for various new vehicles.
- PSBS personnel continue to work with the Regions and IT to update the Maximo radio inventory database.
- In October 2022, The new Motorola radio consoles are operational as of October 30th at the Secondary Control Center(SCC).

Access Control System

- In October 2022, the Access Control System (ACS) database was audited and pictures were updated for employees and contractor cards.
- Various employee ACS rights were updated and/or changed at the request of supervisors.
- Various door alarms and ACS issues were investigated and addressed.

Public Safety & Bridge Security

- PSBS arranged for various PSP enforcement details at the TM plaza at the request of Engineering and Toll due to recent truck traffic damaging Transcore equipment.
- PSBS personnel reviewed and purged the ESS video storage database that contains copies of videos requested by DRJTBC personnel and outside agencies.
- PSBS PCC continues to operate 24/7 and detected, documented, and assisted the Regional bridges with various emergencies, traffic, and security-related incidents.
- In October 2022, PSBS worked with Human Resources (HR) on various internal investigations.

DELAWARE RIVER JOINT TOLL BRIDGE COMMISSION
Meeting of November 21, 2022

PUBLIC SAFETY AND BRIDGE SECURITY
Month of October 2022

- In October 2022, PSBS personnel worked with several police departments and DRJTBC personnel on various inquiries and investigations. As a result, PSBS personnel investigated forty-one (41) video requests.
- In October 2022, PSBS staff continued to work with Engineering and Maintenance to upgrade the conditions of the Southern Region Bridge Shelters.
- In October 2022, PSBS employees received court subpoenas to testify in various law enforcement cases involving the DRJTBC video.

Miscellaneous

- In October 2022, PSBS personnel held in-service training for commission employees.
- In October 2022, PSBS Staff conducted interviews for ESS Monitor and Bridge Monitor postings
- In October 2022, PSBS personnel were trained on the Computer Aided Dispatch(CAD) system.
- In October 2022, PSBS personnel assisted Maintenance with various traffic-related activities.
- In October 2022, PSBS continued to work with Engineering for the construction of the Southern Operations & Maintenance Facilities – Primary Control Center Project.
- In October 2022, Work continued on the Secondary Control Center (SCC), Computer Aided Dispatch System (CAD) and Carousel integrated phone system. PSBS Staff, along with Engineering are conducting Bi-Weekly meetings with Motorola and Carousel regarding the CAD and phone system.

October 2022

Bridges	N/R Accidents		Traffic Accidents		Motorist Assists		Other	
	NJ	PA	NJ	PA	NJ	PA	NJ	PA
Milford-Montague 40	0	0	0	0	0	0	0	0
Delaware Water Gap 41	0	0	1	2	1	0	0	7
Portland Pedestrian 42	0	0	0	0	0	0	0	0
Portland -Columbia 43	0	0	1	0	0	0	0	2
Riverton-Belvidere 44	0	0	0	0	0	0	0	0
Rt 22 EP 45	0	1	2	0	1	0	1	1
Northampton St 46	0	0	0	0	0	0	0	1
I-78 47	0	0	1	2	3	1	1	26
Riegelsville 48	0	1	0	0	0	0	0	2
Upper BlackEddyMilford 49	0	0	0	0	0	0	0	0
Uhlerstown Frenchtown 50	0	1	1	0	0	0	0	0
Lumberville Raven Rock 51	0	0	0	0	0	0	0	0
Centre Bridge Stockton 52	0	0	0	0	0	0	1	0
New Hope Lambertville Toll 53	0	0	1	2	1	0	0	0
New Hope Lambertville 54	0	0	0	0	0	0	1	2
Washington Crossing 55	0	0	2	0	0	0	0	0
Scudder Falls 56	0	1	1	0	1	0	0	1
Calhoun St 57	0	0	1	1	0	0	0	3
Lower Trenton 58	0	0	0	0	0	0	1	0
Morrisville Trenton 59	0	3	1	3	0	1	0	2

	Citations	Warnings	Security Checks
New Jersey State Police	83	38	559
Pennsylvania State Police	110	152	648

October 2022 Overweight Crossings-Central Region

10/31/2022

Bridge	Total Turnarounds	Total Overweights2	Total Manned	Total Unmanned	NJSP Response	Summons Issued	Warnings Issued	PSP Response	Citations Issued	Warnings Issued2	Local Police Response	No Response Requested
Riverton-Belvidere	124	10	3	7	7	3	4	2	0	1	0	1
Northampton St.	388	5	5	0	4	2	0	1	0	1	0	0
Riegelsville	193	1	1	0	0	0	0	1	0	0	0	0
Uhlerstown - Frenchtown	114	1	0	1	1	3	0	0	0	0	0	0
October Totals	819	17	9	8	12	8	4	4	0	2	0	3
Bridge	Total Turnarounds	Total Overweights	Total Manned	Total Unmanned	NJSP Response	Summons Issued	Warnings Issued	PSP Response	Citations Issued	Warnings Issued	Local Police Response	No Response Requested
Riverton-Belvidere	0	58	13	45	44	25	18	9	3	5	0	4
Northampton St.	4931	38	38	0	29	13	15	8	0	7	0	1
Riegelsville	2109	7	7	0	5	1	3	2	0	1	0	0
Uhlerstown - Frenchtown	1203	18	0	18	18	16	4	0	0	0	0	0
Year to Date Totals	0	121	58	63	96	55	40	19	3	13	0	5

October 2022 Overweight Crossings-Southern Region

10/31/2022

Bridge	Total Turnarounds	Total Overweights2	Total Manned	Total Unmanned	NJSP Response	Summons Issued	Warnings Issued	PSP Response	Citations Issued	Warnings Issued2	Local Police Response	No Response
Lower Trenton	0	0	0	0	0	0	0	0	0	0	0	0
Calhoun Street	0	4	4	0	2	1	1	2	2	0	0	0
Washington Crossing	0	4	2	2	3	3	0	1	0	1	0	0
New Hope	0	5	5	0	2	2	0	3	3	0	0	0
Lambertville	0	3	0	3	3	2	1	0	0	0	0	0
Centre Bridge	0	3	0	3	3	2	1	0	0	0	0	0
Stockton	0	3	0	3	3	2	1	0	0	0	0	0
October Totals	0	16	11	5	10	8	2	6	5	1	0	0
Bridge	Total Turnarounds	Total Overweights	Total Manned	Total Unmanned	NJSP Response	Summons Issued	Warnings Issued	PSP Response	Citations Issued	Warnings Issued	Local Police Response	No Response
Lower Trenton	112	21	0	21	0	0	0	21	8	13	0	0
Calhoun Street	652	34	32	2	11	4	7	22	5	17	0	1
Washington Crossing	1623	29	9	20	19	9	10	10	2	8	0	0
New Hope	845	35	35	0	15	11	4	17	11	6	2	1
Lambertville	500	55	1	54	54	25	29	1	1	0	0	0
Centre Bridge	500	55	1	54	54	25	29	1	1	0	0	0
Stockton	500	55	1	54	54	25	29	1	1	0	0	0
Year to Date Totals	3732	174	77	97	99	49	50	71	27	44	2	2

SR/CR October 2022 YTD Overweight Turnarounds/Crossings Report

Southern Region Bridge	Total Turnarounds	NJ Side Turnarounds	PA Side Turnarounds	Total Overweights
Lower Trenton	0	0	0	0
Calhoun Street	94	70	24	4
Washington Crossing	215	198	17	4
New Hope Lambertville	64	38	26	5
Centre Bridge Stockton	78	58	20	3
YTD SR Totals	451	364	87	16
Central Region Bridge	Total Turnarounds	NJ Side Turnarounds	PA Side Turnarounds	Total Overweights
Riverton-Belvidere	124	97	27	10
Northampton St.	388	315	73	5
Riegelsville	193	136	57	1
Uhlerstown - Frenchtown	114	105	9	1
YTD CR Totals	819	653	166	17
Southern/Central Region Bridges	Total Turnarounds	Total Turnarounds NJ Side	Total Turnarounds PA Side	Total Overweights
October YTD SR/CR Totals	13460	11225	2235	295

DELAWARE RIVER JOINT TOLL BRIDGE COMMISSION

MONTHLY ACTIVITY SERVICES RENDERED REPORTBRIDGE Riverton-BelvidereMONTH OctoberYEAR 2022

ACTIVITY/SERVICE	WEEK OF 8-Oct	WEEK OF 15-Oct	WEEK OF 22-Oct	WEEK OF 31-Oct	TOTAL
Hours Worked	168	168	168	177	681
Patrols	83	83	75	85	326
Overweight Crossings	0	5	3	0	8
Overweights Refused	19	30	28	41	118
Pass Through	12	7	6	5	30
Disabled Vehicles	0	0	0	0	0
Accidents	0	0	0	0	0
Police Requests	7	16	11	9	43
Fire Dept. Requests	0	0	0	0	0
EMS / First Aid Requests	0	0	0	0	0
Traffic Control	6	18	17	14	55
Jumpers / Code 100	0	0	0	0	0
Public Interactions	34	59	56	65	214
Bicycle Warnings	2	3	2	1	8
Other	0	0	0	6	6

NOTES:

DELAWARE RIVER JOINT TOLL BRIDGE COMMISSION

MONTHLY ACTIVITY SERVICES RENDERED REPORTBRIDGE Northampton StreetMONTH OctoberYEAR 2022

ACTIVITY/SERVICE	WEEK OF 8-Oct	WEEK OF 15-Oct	WEEK OF 22-Oct	WEEK OF 31-Oct	TOTAL
Hours Worked	336	336	336	349	1357
Patrols	168	167	166	165	666
Overweight Crossings	0	7	1	1	9
Overweights Refused	121	136	124	126	507
Pass Through	0	9	3	1	13
Disabled Vehicles	0	1	0	0	1
Accidents	0	0	0	0	0
Police Requests	0	0	1	1	2
Fire Dept. Requests	0	0	0	0	0
EMS / First Aid Requests	0	0	0	0	0
Traffic Control	28	32	39	42	141
Jumpers / Code 100	0	0	0	0	0
Public Interactions	160	117	135	135	547
Bicycle Warnings	3	2	8	9	22
Other	0	0	0	26	26

NOTES:

DELAWARE RIVER JOINT TOLL BRIDGE COMMISSION

MONTHLY ACTIVITY SERVICES RENDERED REPORT

BRIDGE RiegelsvilleMONTH OctoberYEAR 2022

ACTIVITY/SERVICE	WEEK OF 8-Oct	WEEK OF 15-Oct	WEEK OF 22-Oct	WEEK OF 31-Oct	TOTAL
Hours Worked	336	336	336	336	1344
Patrols	157	150	161	159	627
Overweight Crossings	1	0	0	0	1
Overweights Refused	52	47	54	46	199
Pass Through	1	4	6	2	13
Disabled Vehicles	0	0	0	0	0
Accidents	0	0	1	0	1
Police Requests	1	1	1	0	3
Fire Dept. Requests	0	0	0	0	0
EMS / First Aid Requests	0	0	0	0	0
Traffic Control	6	18	1	0	25
Jumpers / Code 100	0	0	0	0	0
Public Interactions	72	46	46	73	237
Bicycle Warnings	0	1	0	3	4
Other	0	0	0	20	20

NOTES:

DELAWARE RIVER JOINT TOLL BRIDGE COMMISSION

MONTHLY ACTIVITY SERVICES RENDERED REPORTBRIDGE Upper Black Eddy-MilfordMONTH OctoberYEAR 2022

ACTIVITY/SERVICE	WEEK OF 8-Oct	WEEK OF 15-Oct	WEEK OF 22-Oct	WEEK OF 31-Oct	TOTAL
Hours Worked	6	0	0	4	10
Patrols	3	0	0	2	5
Overweight Crossings	0	0	0	0	0
Overweights Refused	0	0	0	0	0
Pass Through	0	0	0	0	0
Disabled Vehicles	0	0	0	0	0
Accidents	0	0	0	0	0
Police Requests	0	0	0	0	0
Fire Dept. Requests	0	0	0	0	0
EMS / First Aid Requests	0	0	0	0	0
Traffic Control	0	0	0	0	0
Jumpers / Code 100	0	0	0	0	0
Public Interactions	5	0	0	1	6
Bicycle Warnings	0	0	0	0	0
Other	0	0	0	0	0

NOTES:

DELAWARE RIVER JOINT TOLL BRIDGE COMMISSION

MONTHLY ACTIVITY SERVICES RENDERED REPORT

BRIDGE Uhlerstown-FrenchtownMONTH OctoberYEAR 2022

ACTIVITY/SERVICE	WEEK OF 8-Oct	WEEK OF 15-Oct	WEEK OF 22-Oct	WEEK OF 31-Oct	TOTAL
Hours Worked	34	18	38	43	133
Patrols	16	8	16	20	60
Overweight Crossings	1	0	0	0	1
Overweights Refused	38	18	48	27	131
Pass Through	16	6	13	5	40
Disabled Vehicles	0	0	0	0	0
Accidents	0	1	1	0	2
Police Requests	1	1	1	0	3
Fire Dept. Requests	0	0	0	0	0
EMS / First Aid Requests	0	0	0	0	0
Traffic Control	4	1	5	4	14
Jumpers / Code 100	0	0	0	0	0
Public Interactions	38	26	21	39	124
Bicycle Warnings	1	1	0	1	3
Other	0	0	0	6	6

NOTES:

DELAWARE RIVER JOINT TOLL BRIDGE COMMISSION

MONTHLY ACTIVITY SERVICES RENDERED REPORT

BRIDGE Portland-ColumbiaMONTH OctoberYEAR 2022

ACTIVITY/SERVICE	WEEK OF 8-Oct	WEEK OF 15-Oct	WEEK OF 22-Oct	WEEK OF 31-Oct	TOTAL
Hours Worked	0	0	0	0	0
Patrols	14	14	14	14	56
Overweight Crossings	0	0	0	0	0
Overweights Refused	0	0	0	0	0
Pass Through	0	0	0	0	0
Disabled Vehicles	0	0	0	0	0
Accidents	0	0	0	0	0
Police Requests	0	0	0	0	0
Fire Dept. Requests	0	0	0	0	0
EMS / First Aid Requests	0	0	0	0	0
Traffic Control	0	0	0	0	0
Jumpers / Code 100	0	0	0	0	0
Public Interactions	0	0	0	0	0
Bicycle Warnings	0	0	0	0	0
Other	0	0	0	0	0

NOTES:

DELAWARE RIVER JOINT TOLL BRIDGE COMMISSION

MONTHLY ACTIVITY SERVICES RENDERED REPORTBRIDGE Centre-Bridge StocktonMONTH OctoberYEAR 2022

ACTIVITY/SERVICE	WEEK OF 8-Oct	WEEK OF 15-Oct	WEEK OF 22-Oct	WEEK OF 31-Oct	TOTAL
Hours Worked	114	92	108	120	434
Patrols	25	37	39	52	153
Overweight Crossings	0	1	1	1	3
Overweights Refused	19	17	20	22	78
Pass Through	4	4	2	3	13
Disabled Vehicles	0	0	0	0	0
Accidents	0	0	0	0	0
Police Requests	0	1	1	1	3
Fire Dept. Requests	0	0	0	0	0
EMS / First Aid Requests	0	0	0	0	0
Traffic Control	1	9	0	12	22
Jumpers / Code 100	0	0	0	0	0
Public Interactions	25	53	0	62	140
Bicycle Warnings	4	5	6	5	20
Other	0	0	0	0	0

NOTES:

DELAWARE RIVER JOINT TOLL BRIDGE COMMISSION

MONTHLY ACTIVITY SERVICES RENDERED REPORTBRIDGE New Hope - LambertvilleMONTH OctoberYEAR 2022

ACTIVITY/SERVICE	WEEK OF 8-Oct	WEEK OF 15-Oct	WEEK OF 22-Oct	WEEK OF 31-Oct	TOTAL
Hours Worked	384	336	336	384	1440
Patrols	102	115	127	136	480
Overweight Crossings	3	1	1	0	5
Overweights Refused	22	11	16	15	64
Pass Through	13	3	0	9	25
Disabled Vehicles	0	0	0	0	0
Accidents	0	0	0	0	0
Police Requests	3	1	1	0	5
Fire Dept. Requests	0	0	0	0	0
EMS / First Aid Requests	0	0	0	0	0
Traffic Control	35	4	0	0	39
Jumpers / Code 100	1	0	0	0	1
Public Interactions	389	313	327	302	1331
Bicycle Warnings	23	10	14	17	64
Other	0	0	0	0	0

NOTES:

DELAWARE RIVER JOINT TOLL BRIDGE COMMISSION

MONTHLY ACTIVITY SERVICES RENDERED REPORTBRIDGE Washington CrossingMONTH OctoberYEAR 2022

ACTIVITY/SERVICE	WEEK OF 8-Oct	WEEK OF 15-Oct	WEEK OF 22-Oct	WEEK OF 31-Oct	TOTAL
Hours Worked	192	168	168	216	744
Patrols	68	72	76	89	305
Overweight Crossings	1	2	1	0	4
Overweights Refused	47	63	51	54	215
Pass Through	8	4	1	1	14
Disabled Vehicles	0	0	0	0	0
Accidents	0	1	0	0	1
Police Requests	1	2	1	0	4
Fire Dept. Requests	0	0	0	0	0
EMS / First Aid Requests	0	0	0	0	0
Traffic Control	37	59	55	46	197
Jumpers / Code 100	0	0	0	0	0
Public Interactions	36	72	0	0	108
Bicycle Warnings	6	8	0	0	14
Other	0	0	0	0	0

NOTES:

DELAWARE RIVER JOINT TOLL BRIDGE COMMISSION

MONTHLY ACTIVITY SERVICES RENDERED REPORT

BRIDGE Calhoun Street

MONTH October

YEAR 2022

ACTIVITY/SERVICE	WEEK OF 8-Oct	WEEK OF 15-Oct	WEEK OF 22-Oct	WEEK OF 31-Oct	TOTAL
Hours Worked	356	292	304	368	1320
Patrols	95	99	107	125	426
Overweight Crossings	1	1	1	1	4
Overweights Refused	21	25	26	22	94
Pass Through	0	0	0	0	0
Disabled Vehicles	0	0	0	0	0
Accidents	1	0	0	0	1
Police Requests	2	1	1	1	5
Fire Dept. Requests	0	0	0	0	0
EMS / First Aid Requests	0	0	0	0	0
Traffic Control	2	2	0	0	4
Jumpers / Code 100	0	0	0	0	0
Public Interactions	27	27	0	0	54
Bicycle Warnings	5	8	0	0	13
Other	0	0	0	0	0

NOTES:

DELAWARE RIVER JOINT TOLL BRIDGE COMMISSION

MONTHLY ACTIVITY SERVICES RENDERED REPORTBRIDGE Lower TrentonMONTH OctoberYEAR 2022

ACTIVITY/SERVICE	WEEK OF 8-Oct	WEEK OF 15-Oct	WEEK OF 22-Oct	WEEK OF 31-Oct	TOTAL
Hours Worked	0	0	0	0	0
Patrols	0	0	0	0	0
Overweight Crossings	0	0	0	0	0
Overweights Refused	0	0	0	0	0
Pass Through	0	0	0	0	0
Disabled Vehicles	0	0	0	0	0
Accidents	0	0	0	0	0
Police Requests	0	0	0	0	0
Fire Dept. Requests	0	0	0	0	0
EMS / First Aid Requests	0	0	0	0	0
Traffic Control	0	0	0	0	0
Jumpers / Code 100	0	0	0	0	0
Public Interactions	0	0	0	0	0
Bicycle Warnings	0	0	0	0	0
Other	0	0	0	0	0

NOTES:

DELAWARE RIVER JOINT TOLL BRIDGE COMMISSION

MONTHLY ACTIVITY SERVICES RENDERED REPORTBRIDGE Lumberville - Raven RockMONTH OctoberYEAR 2022

ACTIVITY/SERVICE	WEEK OF 8-Oct	WEEK OF 15-Oct	WEEK OF 22-Oct	WEEK OF 31-Oct	TOTAL
Hours Worked	9	8	7	8	32
Patrols	0	0	0	0	0
Overweight Crossings	0	0	0	0	0
Overweights Refused	0	0	0	0	0
Pass Through	0	0	0	0	0
Disabled Vehicles	0	0	0	0	0
Accidents	0	0	0	0	0
Police Requests	0	0	0	0	0
Fire Dept. Requests	0	0	0	0	0
EMS / First Aid Requests	0	0	0	0	0
Traffic Control	0	0	0	0	0
Jumpers / Code 100	0	0	0	0	0
Public Interactions	0	0	0	0	0
Bicycle Warnings	0	0	0	0	0
Other	0	0	0	0	0

NOTES:

2022

AC Monthly Activity Report

October 2022

Location	Bridge Checks	Overweights	Accidents	Jumpers	Disabled Vehicles	Medical Emergencies
Lower Trenton	66	0	2	0	1	1
Calhoun Street	133	4	6	0	2	0
Scudder Falls	289	0	1	0	4	0
Washington Crossing	91	4	1	0	0	0
New Hope	78	5	1	1	1	0
Lambertville	62	3	0	1	0	0
Centre Bridge	32	0	0	0	0	0
Stockton	62	1	2	0	0	0
Lumberville	61	0	0	0	0	0
RavenRock	109	1	1	0	0	0
Uhlersown	137	5	0	0	0	0
Frenchtown	70	10	0	0	0	0
Upper Black Eddy	34	0	0	0	0	0
Milford						
Riegelsville						
Northampton St.						
Riverton						
Belvidere						
Portland Columbia						
Totals	1224	33	14	2	8	1

Yearly Totals

Location	Bridge Checks	Overweights	Accidents	Jumpers	Disabled Vehicles	Medical Emergencies
Lower Trenton	832	20	11	0	7	2
Calhoun Street	1298	27	31	2	16	6
Scudder Falls	3251	0	31	0	110	3
Washington Crossing	1150	27	18	0	1	4
New Hope	806	32	6	1	2	4
Lambertville	687	52	0	1	4	0
Centre Bridge	419	0	0	0	0	4
Stockton						
Lumberville						
RavenRock						

Location	Bridge Checks	Overweights	Accidents	Jumpers	Disabled Vehicles	Medical Emeraencies
Uhlersown Frenchtown	860	17	6	0	0	0
Upper Black Eddy Milford	926	0	1	0	0	0
Riegelsville	1200	6	2	0	1	0
Northampton St.	1653	36	6	2	5	4
Riverfon Belvidere	774	51	3	0	0	2
Portland Columbia	447	0	0	0	0	0
Totals:	14303	268	115	6	146	29

DELAWARE RIVER JOINT TOLL BRIDGE COMMISSION

Meeting of November 21, 2022

Operations Report Index

Maintenance and Toll Operations

SUBJECT	DESCRIPTION	PAGE NUMBER
Maintenance and Toll	Status report Month of October 2022	1-9

DELAWARE RIVER JOINT TOLL BRIDGE COMMISSION
Meeting of November 21, 2022

MAINTENANCE AND TOLL OPERATIONS
MONTH OF OCTOBER 2022

- Participated in Teams in T-519A - Southern Operations and Maintenance Facilities Improvements (Bi-Weekly Progress Mtg.)
- Participated in weekly conference call with Toll Lieutenants to discuss, toll scheduling, PSBS Inservice training, oversized load guidelines, project updates.
- Participated in monthly Toll Sergeant's meetings to discuss Staffing, MM, TM Project Updates, PSBS in service training, part time toll collectors.
- Participated in bi-weekly Operations staff meeting held at Easton Phillipsburg administration building to discuss items of interest from Maintenance, Toll, ESS, HR and Training and Safety Department.
- Senior Director participated in Teams meeting to discuss 2023-2024 Capital Program - Fleet Department.
- Senior Director participated in oral interviews for C-771A-Facilities Task Order Agreement held at Scudder Falls training room.
- Senior Director participated C-771A-Facilities Task Order Agreement meeting to discuss results of evaluations with the Senior Selection Committee.
- Senior Director submitted list of proposed 2023 facility Capital projects list from each Region to the Engineering department for review.
- Senior Director reviewed and approved Garda invoices and miscellaneous charges for the month of October 2022.
- Senior Director reviewed and approved invoices from J. Fletcher Creamer for Guide Rail repairs at various locations.
- Senior Director reviewed Use of Facilities requests and forwarded Certificates of Insurance for review and approval.
- Senior Director prepared monthly Maintenance and Toll reports for the October 2022 staff agenda meeting.
- Senior Director prepared and forwarded report of Use of Commission Facilities for the month of October 2022.

DELAWARE RIVER JOINT TOLL BRIDGE COMMISSION
Meeting of November 21, 2022

Maintenance Operations

- Director of Maintenance reviewed, and approved P Card purchases for the month of October from Regional Maintenance Supervisors.
- Director of Maintenance conducted interviews for vacant maintenance worker openings in the Central Region and Northern.
- Director of Maintenance provided Senior Director with monthly reports of activities completed for the month of October from Regional Maintenance Supervisors.
- Director of Maintenance moderated monthly conference call with Regional Maintenance Supervisors to discuss GEC inspection report repair lists.
- Trenton Morrisville maintenance crews installed Porta Potty at the Calhoun St. Toll Supported bridge.
- Trenton Morrisville maintenance crews crack sealed and paved Route one and ramps.
- Trenton Morrisville maintenance crews ran street sweeper and collected debris on Trenton Morrisville and Scudder Falls roadways.
- Trenton Morrisville maintenance crews cleaned and pumped out water quality building under Route 295.
- New Hope Maintenance crews assisted Motorola sub- contractor with installing two antennas on the New Hope Lambertville Administration building.
- New Hope Maintenance crews installed new signage at New Hope Toll facility as part of reflectivity study.
- New Hope maintenance crews installed new signs at New Hope Toll facility.
- New Hope Maintenance crews installed new snow fence on Route 202 on New Hope Toll Bridge facility.
- I-78 Maintenance crews poured floor and installed new storage shed at the I-78 Maintenance yard.
- I-78 Maintenance crews installed new conduit to provide electric to new storage shed.

DELAWARE RIVER JOINT TOLL BRIDGE COMMISSION
Meeting of November 21, 2022

- I-78 Maintenance crews installed new wind breaker shields on all toll booths on I-78 toll plaza.
- I-78 maintenance crews used power washer to degrease all toll lanes on the I-78 toll plaza.
- Easton Phillipsburg Maintenance crews continued with repairs recommended by GEC inspection report.
- Easton Phillipsburg Maintenance crews used hot tar to crack seal all toll Supported bridge approaches.
- Easton Phillipsburg maintenance crews repaired damaged attenuator at Frenchtown Toll Supported Bridge.
- Easton Phillipsburg maintenance crews began winter preparation by delivering ice melt to all Toll Supported bridge shelters.
- Portland-Columbia Maintenance crews checked all inlets and installed stormwater markers as needed.
- Portland-Columbia maintenance crews began winter preparations by placing winter supplies on toll plaza.
- Portland- Columbia maintenance crews repaired damaged concrete on Locust Street.
- Delaware Water Gap Maintenance crews hauled salt from Portland Columbia salt shed to Delaware Water Gap salt facility.
- Delaware Water Gap maintenance crews installed brine making equipment on Portland Columbia international.
-
- Delaware Water Gap maintenance crews began winter preparations by placing winter supplies on toll plaza.
- Milford-Montague maintenance crews cleaned and removed dead branches and trees along Route 209.
- Milford-Montague maintenance crews filled stone around fuel pumping system.

DELAWARE RIVER JOINT TOLL BRIDGE COMMISSION
Meeting of November 21, 2022

- Milford-Montague maintenance crews began winter preparations by placing winter supplies on toll plaza.
- Milford-Montague maintenance crews picked up material needed to replace maintenance storage shed roof.

Toll Operations

- Director of Toll participated in Transcore weekly conference calls to discuss toll system updates.
- Director of Toll coordinated with maintenance department to provide safety equipment while Transcore completes toll lane equipment cleaning.
- Director of Toll participated in three-day in-service training and reviewed Toll guidelines and customer service.
- Director of Tolls approved Part Time toll collectors 300/600 hours and submitted for hourly increase.
- Director of Tolls prepared and forwarded weekly toll cash deposits and cash transaction reports.
- Deputy Director of Tolls provided weekly report on daily cash pickups by Garda armored car service.
- Director held monthly Sergeants conference call meeting to provide updates and discuss items of interest:
 - Snow Operations
 - COVID-19 Updates
 - Uniform Changeover (long sleeve)
 - Transcore Work on plaza
 - Superload / Permit Vehicles
 - Minimum Staffing
 - Project updates (TM, NSTSB, MM)
- Director of Toll and Deputy Director of Toll continue to conduct interviews for Part-Time Toll Collectors, schedule onboarding and training.
- Director of Tolls held weekly Toll Lieutenants conference call meeting.
- Director of Toll and Deputy Director of Toll continue to review monthly Toll Collector variance reports and report any discrepancies.

DELAWARE RIVER JOINT TOLL BRIDGE COMMISSION
Meeting of November 21, 2022

Fleet Department

- Two Ford Interceptor Patrol Vehicles are at Elite for upfitting.
- Mack Single axle from Transedge in Allentown. Chassis slated for arrival in second or third quarter of 2023.
- Fleet Department submitted vehicle and equipment requests for 2023.
- One ALTEC 37 G is in for procurement. ETA is currently at approximately 12-14 months.
- DWG underwent onsite training for new hydraulic control system (Rexroth) in Trius built Mack trucks.
- All 23 pickup trucks ordered for maintenance have arrived at dealership. Dealer will deliver to E.M. Kutz for first phase of upfitting.
- Tryon will be performing the electrical and lighting upfitting.
- Snow blower for SF CAT wheel loader on backorder. The HitchDoc snow blower is at factory awaiting hydraulic motor.
- Milford Montague received their new John Deere X758 Tractor and accessories.
- Third Interceptor is in procurement process. Upfitting to begin first week of November.
- Three carryover FORD F-550 Medium duty plow and spreader trucks are spec'd and ready to be submitted this November.
- I-78's John Deere replacement Gator received and in service.
- Ten FORD Edges in procurement process. PO should be issued this week.
- Scorpion purchased and mounted to SF Mack to be used as added crash truck.
- ASV 40 Mini skid steer for SF walkway arriving next week.
- VENTRAC Snow Blower with brine sprayer and wand ordered last week.
- PC received their new John Deere 444P Wheel Loader.
- JOMA plow blade replacement order placed for TM and SF.
- Snap-On Diagnostic Tool ordered for DWG facility.
- Patrol Vehicle-Ford F-250 Pickup with Sign Board Spec in process of being submitted for procurement for ND.
- SF Peterbilt Cone Truck Chassis arrived. Upfit scheduled for completion December.

Vehicle & Equipment Repairs

- MM- 2018 Dodge 5500 rear brakes replaced.
- DWG- Dodge 5500 required a new tire.
- NHL- F550 Brakes, pads, and drums done in house.
- EP- Tar buggy required repair
- TM- Altec repaired bucket truck with Chapman Ford.
- TEREX Loader that required a new or rebuilt motor is almost complete. Found new vendor who quoted less than first three shops to replace/ rebuild motor. Monies are encumbered and earmarked for this repair from last year.

Miscellaneous Items

- Recalls received and forwarded to RMS to schedule and complete.
- Registration renewals submitted as needed.

DELAWARE RIVER JOINT TOLL BRIDGE COMMISSION
Meeting of November 21, 2022

- Added new vehicles/ equipment to Fleet insurance as needed.
- Supplied accounting with new asset spread sheets.
- Added assets into Maximo.

Southern Region**LeVar Talley, Director of Maintenance****Richard Taitt Deputy Director of Maintenance****Larry Dubin, Regional Maintenance Supervisor, Trenton-Morrisville****Charles Slack, Regional Maintenance Supervisor, New Hope-Lambertville****Trenton-Morrisville Toll Bridge**

Task	JAN	FEB	MAR	APR	MAY	JUN	JUL	AUG	SEP	OCT	NOV	DEC	Total Man-hours
Bridge Maintenance	16	80	64	240	192	192	232	112	120	112			1,360
Bldg./Facilities Maintenance	1,296	1,328	2,160	1,776	1,784	1,680	1,640	1,920	2,120	1,720			17,424
Grounds Maintenance	152	256	904	1,000	868	864	584	1,128	1,008	1,080			7,844
Road Maintenance	184	280	232	152	280	216	192	312	88	64			2,000
Snow/Ice Maintenance	1,008	536	280	0	0	0	0	0	0	0			1,824
Vehicle Maintenance	224	280	464	240	216	248	184	264	272	240			2,632
Miscellaneous	36	40	168	104	72	144	24	152	128	184			1,052
Total Man-hours	2,916	2,800	4,272	3,512	3,412	3,344	2,856	3,888	3,736	3,400	0	0	34,136

New Hope-Lambertville Toll Bridge

Task	JAN	FEB	MAR	APR	MAY	JUN	JUL	AUG	SEP	OCT	NOV	DEC	Total Man-hours
Bridge Maintenance	64	152	512	384	448	472	248	416	104	176			2,976
Bldg./Facilities Maintenance	948	608	575	536	452	485	305	392	552	560			5,413
Grounds Maintenance	240	184	288	384	488	550	624	520	600	456			4,334
Road Maintenance	48	280	280	16	72	32	104	208	240	80			1,360
Snow/Ice Maintenance	1,273	484	278	56	0	0	0	0	16	288			2,395
Vehicle Maintenance	204	192	144	160	128	48	208	192	200	168			1,644
Miscellaneous	48	24	88	96	48	56	112	72	200	136			880
Total Man-hours	2,825	1,924	2,165	1,632	1,636	1,643	1,601	1,800	1,912	1,864	0	0	19,002

Central Region**LeVar Talley, Director of Maintenance****Richard Taitt Deputy Director of Maintenance****Robert Varju, Regional Maintenance Supervisor, I-78****Nat Amato, Regional Maintenance Supervisor, Easton-Phillipsburg****Easton-Phillipsburg Toll Bridge**

Task	JAN	FEB	MAR	APR	MAY	JUN	JUL	AUG	SEP	OCT	NOV	DEC	Total Man-hours
Bridge Maintenance	288	416	584	832	904	520	656	560	480	416			5,656
Bldg./Facilities Maintenance	760	680	768	552	624	576	568	528	592	448			6,096
Grounds Maintenance	152	240	744	544	1,016	1,160	944	824	664	592			6,880
Road Maintenance	120	240	96	208	24	104	8	376	360	240			1,776
Snow/Ice Maintenance	864	544	336	0	0	0	0	0	8	24			1,776
Vehicle Maintenance	240	288	440	264	256	304	208	280	296	320			2,896
Miscellaneous	72	56	8	40	8	72	80	24	0	32			392
Total Man-hours	2,496	2,464	2,976	2,440	2,832	2,736	2,464	2,592	2,400	2,072	0	0	25,472

I-78 Toll Bridge

Task	JAN	FEB	MAR	APR	MAY	JUN	JUL	AUG	SEP	OCT	NOV	DEC	Total Man-hours
Bridge Maintenance	0	0	0	0	0	0	0	8	0	0			8
Bldg./Facilities Maintenance	912	612	748	672	560	597	676	976	869	1,128			7,750
Grounds Maintenance	245	208	576	612	636	704	572	680	560	483			5,276
Road Maintenance	32	48	176	360	232	32	176	120	128	63			1,367
Snow/Ice Maintenance	549	288	368	96	0	0	0	0	0	0			1,301
Vehicle Maintenance	472	416	256	264	224	168	224	200	216	256			2,696
Miscellaneous	8	8	8	24	0	64	16	88	22	96			334
Total Man-hours	2,218	1,580	2,132	2,028	1,652	1,565	1,664	2,072	1,795	2,026	0	0	18,732

Northern Region**LeVar Talley, Director of Maintenance****Richard Taitt Deputy Director of Maintenance****James Gower, Regional Maintenance Supervisor****Matt Meeker, Regional Maintenance Supervisor - Milford-Montague****Portland-Columbia Toll Bridge**

Task	JAN	FEB	MAR	APR	MAY	JUN	JUL	AUG	SEP	OCT	NOV	DEC	Total Man-hours
Bridge Maintenance	24	0	0	0	30	50	66	32	0	8			210
Bldg./Facilities Maintenance	430	399	299	329	316	273	268	335	160	156			2,965
Grounds Maintenance	147	46	144	244	321	265	324	348	234	208			2,281
Road Maintenance	28	0	24	54	52	72	138	88	32	88			576
Snow/Ice Maintenance	250	119	113	0	0	0	0	0	0	16			498
Vehicle Maintenance	126	36	163	88	46	78	104	92	24	120			877
Miscellaneous	28	8	17	8	8	22	20	8	0	64			183
Total Man-hours	1,033	608	760	723	773	760	920	903	450	660	0	0	7,590

Delaware Water Gap Toll Bridge

Task	JAN	FEB	MAR	APR	MAY	JUN	JUL	AUG	SEP	OCT	NOV	DEC	Total Man-hours
Bridge Maintenance	0	8	24	28	0	5	0	0	32	64			161
Bldg./Facilities Maintenance	824	806	941	828	692	622	570	728	768	624			7,403
Grounds Maintenance	224	160	256	328	528	493	487	428	324	280			3,508
Road Maintenance	16	16	136	96	88	260	140	653	284	135			1,824
Snow/Ice Maintenance	304	224	149	56	0	0	0	0	0	86			819
Vehicle Maintenance	232	308	312	344	304	251	180	244	164	176			2,515
Miscellaneous	88	122	216	152	64	144	128	144	48	56			1,162
Total Man-hours	1,688	1644	2,034	1,832	1,676	1,775	1,505	2,197	1,620	1,421	0	0	17,392

Milford-Montague Toll Bridge

Task	JAN	FEB	MAR	APR	MAY	JUN	JUL	AUG	SEP	OCT	NOV	DEC	Total Man-hours
Bridge Maintenance	0	0	0	0	48	0	0	32	0	16			96
Bldg./Facilities Maintenance	494	472	609	512	438	516	487	440	480	432			4,880
Grounds Maintenance	0	0	0	56	152	97	96	96	80	64			641
Road Maintenance	0	32	16	24	8	16	24	24	0	8			152
Snow/Ice Maintenance	88	48	16	0	0	0	0	0	0	0			152
Vehicle Maintenance	148	56	88	96	40	48	48	64	24	48			660
Miscellaneous	0	8	16	16	8	16	16	48	8	0			136
Total Man-hours	730	616	745	704	694	693	671	704	592	568	0	0	6,717

DELAWARE RIVER JOINT TOLL BRIDGE COMMISSION

Meeting of November 21, 2022

USE OF FACILITIES REQUEST REPORT

MONTH OF SEPTEMBER 2021

SUBJECT	DESCRIPTION	PAGE NUMBER
Use of Facilities	Use of Facilities Request-Month of October 2022	1

DELAWARE RIVER JOINT TOLL BRIDGE COMMISSION

Meeting of November 21, 2022

PROPERTY REPORT

Use of Commission Facilities

Facility	Organization	Date/Time	Description of Use
New Hope Toll Bridge	PSE&G	May 1, 2022 through December 31, 2022	Transporting Equipment and personnel from River Rd. through DRJTBC property.
Scudder Falls mixed use path.	Runbucks, LLC	October 30, 2022	UOF - Runbucks, LLC - Canal-O-Ween 5K
Northampton St. Bridge	H.C. Prody Company	August 2021 through October 2022	Advanced warning signs on NHTS bridge.
Northampton St. Bridge	Greater Lehigh Valley Chamber of Commerce	October 31, 2022	UOF - Greater Lehigh Valley Chamber of Commerce -P-Burg/Easton Halloween Parade

DELAWARE RIVER JOINT TOLL BRIDGE COMMISSION
Meeting of November 21, 2022

OPERATIONS INDEX

FOR

TRAINING AND EMPLOYEE SAFETY

SUBJECT	DESCRIPTION	PAGE NUMBER
Training & Employee Safety	Status Reports Month of October 2022	1 of 11

DELAWARE RIVER JOINT TOLL BRIDGE COMMISSION

TRAINING AND EMPLOYEE SAFETY DEPARTMENT
MONTH OF OCTOBER 2022

The below-listed items represent meetings, communications, tasks, and accomplishments of the Training and Employee Safety Department:

The Training & Employee Safety (TES) Department instructed or facilitated (116) virtual and/or in-person training courses during the Month of October. This consisted of (25) ILT sessions and (172) Commission Employees trained during the month. The following training topics were covered in October.

Note: ** Denotes Instructor-Led Training (ILT)

8 Traits of High Integrity Leaders – SkillPath**
Administration of a Collective Bargaining Agreement 2.0 (US)
Agenda Setting 2.0
Agenda Setting 3.0
Alcohol and Drug Awareness for Managers 1.0 (US)
Americans with Disabilities Act 2.0 (US)
Analyze Financial Health with Ratios 3.0
Anticipating Your Customer Needs 1.0
Anti-money Laundering Awareness 2.0 (US)
Asking Tough Questions 1.0
Authority and Social Proof 2.0
Barriers to Communication Success, Part One 1.0
Basic Uses of the Comma 1.0 (US)
Become an Effective Leader - Part Two 2.0
Benefits of Events that Drive ROI - Part One 1.0
Benefits of Events that Drive ROI - Part Three 1.0
Benefits of Events that Drive ROI - Part Two 1.0
Best Email Practices 1.0
Breaking Unhealthy Behavior Patterns 1.0
Bucket Truck - Altec**
Budget like a Boss 2.0
Budgeting Basics 1.0 (US)
Business Continuity Management in Action 1.0
Business Model Transformation - Introduction to AI 1.0
Business Writing Skills 1.0
Business Writing Tips - Make an Outline and a First Draft 1.0
Capital Budgeting Methods and When to Use Them 1.0 (US)
Cash Flow: Statements and Logistics 1.0 (US)
Changing the Culture of Your Organization 1.0

Channels of Communication 2.0
Check Your Ego 1.0
Choosing an Interview Format and Considering Legal Issues 1.0 (US)
Cloud Computing 2.0
Cognitive Functions - Judging and Perceiving 1.0
Cognitive Functions - Sensors and Intuitives 1.0
Communicate with Time in Mind 1.0
Communication and Channels - Part One 2.0
Communication and Channels - Part Two 2.0
Communication and Channels 1.0
Communication and Ethics 2.0
Communication and Social Skills - Giving Feedback 2.0
Communication and Social Skills - Receiving Feedback 2.0
Communication and Social Skills - Resolving Conflict 2.0
Communication Barriers - Part One 2.0
Communication Skills 1.0
Communication Styles and Emotional Intelligence 2.0
Correct Word Usage 1.0 (US)
CPR/AED/First Aid - Hunterdon Healthcare**
Creative Problem Solving 2.0
Customer Service Success 2.0
Dealing with Stressful People 1.0
Economic Sustainability - The Triple Bottom Line 1.0
Effective Listening 2.0
Employee Well-Being: A Manager's Guide to Mental Health – SkillPath**
Excel 2016 - Entering and Editing Data
Family Medical Leave Act for Employees 1.0 (US)
Family Violence Awareness - A Workplace Issue 2.0
Fire Safety and Prevention 1.0 (US)
Flagger Training Certification – PSATS**
Good Communication 1.0
Hand Safety - Safety Talk**
Handling Conflict and Negotiation Ethically 1.0
Handling Conflicts in High-Value Relationships 1.0
Handling Conflicts in Low-Value Relationships 1.0
How to Successfully Make the Transition to Supervisor – SkillPath**
Income Statements Made Simple 2.0
In-Service Training**
Italics, the Apostrophe, Dash, and Ellipses 1.0 (US)
Managing Conflict 1.0
Meet and Greet 2.0
Microsoft 365 OneNote - Customize Organization 1.0
Motorola CAD System (4-day training)**
Office 365 Basic 1.0
Parentheses, Brackets, the Hyphen, and the Slash 1.0 (US)

Personal Development - Practicing Patience 1.0
PPE Awareness 1.0 (US)
Productive Conflict Resolution - An Introduction 1.0
Pronoun Problems 1.0 (US)
Proper Grammar - Adjectives 1.0 (US)
Proper Grammar - Advanced Adverbs 1.0 (US)
Proper Grammar - Advanced Verbs 1.0 (US)
Proper Grammar - Articles, Determiners, Quantifiers, and Interjections 1.0 (US)
Proper Grammar - Introduction to Adverbs 1.0 (US)
Proper Grammar - Introduction to Verbs 1.0 (US)
Proper Grammar - Nouns 1.0 (US)
Proper Grammar - Prepositions 1.0 (US)
Providing Government-Mandated Benefits 2.0(US)
Providing Voluntary Benefits - Incentive Pay and Paid Time Off 1.0
Providing Voluntary Benefits - Medical Insurance and 401(k) Plans 1.0
Public Speaking Guru - Confidence Builder 2.0
Public Speaking Guru - Presenting with Impact 2.0
Publisher 2013 Advanced 1.0
Publisher 2013 Basic 1.0
Reporting Injuries - Safety Talk**
Semicolon, Colon, and Quotation Marks 1.0 (US)
Sexual Harassment Prevention 3.0 (US)
Speaking and Listening 1.0
Storytelling in Business 1.0
Strategies for Professional Presentations 2.0
Subject and Verb Relationships 1.0 (US)
Telephone Etiquette 2.0
The Accounting Equation 2.0
The Balance Sheet Explained 2.0
The Period, Question Mark and Exclamation Point 1.0 (US)
Toll Collector Orientation**
Unconscious Bias 2.0
Understanding Communication 2.0
Understanding Conflict in the Workplace 1.0
Use Humour 2.0
Using Predicates, Objects, Complements and Modifiers 1.0 (US)
Verbal De-escalation and Crisis Communication**
Why Emergency Preparedness Matters 1.0 (US)
Workplace Communication - Presentations and Nonverbal Communication 1.0
Workplace Security Basics 2.0
Workplace Security: What You Need to Know (2018)

Litmos (Learning Management System)

- Created sessions in Litmos for instructor-led training (ILT) courses and marked attendance accordingly
- Uploaded newly acquired training certificates into Litmos for but not limited to CPR, PSATS (Flagger) and Traffic Control Coordinator (Rutgers)
- Assisted DRJTBC employees as needed with LMS
- Training Sessions for “Content Author” for uploading Videos within TES Department for integration for all departments
- Reviewed all information entered in Litmos in October to check for errors
- Monitored assignment compliance for affected departmental personnel
- Ran weekly reports for new employee updates imported from the ADP sync (new hires, promotions etc.)
- Reviewed new course content in SAP Litmos Content Library
- Created course shell/module for PSBS In-Service and registered employees accordingly
- Facilitated the scheduling/reminders for Aerial Device Training (Altec)

Administrative

- Received Shared Services Agreement from Somerset County agreeing to provide CDL Training to DRJTBC affected Maintenance III Workers
- Conducted MS Teams meetings w/TES personnel to provide updates/assignments
- Reviewed monthly reports submitted by TES staff
- Attended Operations meeting/TES monthly updates to staff
- Prepared and disseminated minutes from TES/Operations meetings
- Updated WFH schedule for departmental personnel
- Updated Daily TES Facility Log (Contact Tracing Protocol)
- Updated public and departmental TES calendars
- Prepared monthly Operations Report
- Coordinated the scheduling of CPR with Hunterdon Healthcare and assisted with the logistics of the classroom setting
- Printed, laminated and distributed CPR cards to affected personnel
- Reviewed compliance report for personnel required to be certified in Flagger and Traffic Control Coordinator Courses
- Scheduled Flagger Classes for Toll and PSBS in November
- Assisted in the facilitation of Aerial Device Operator Training with Altec Training Team at the I-78 facility (For Affected Maintenance Personnel)
- Reviewed online training opportunities in PMA and SkillPath

- Updated Professional Development Folder in TES Drive
- Facilitated CPR /AED/First Aid Training in various locations
- Facilitated online training seminars via SkillPath
- Monitored/approved ADP timekeeping for TES staff
- Ordered office supplies as needed
- Accepted purchases/services in Munis and SharePoint for prompt payment
- Assisted PSBS with Training initiatives (Detachment)
- Assisted with preparation of training materials for in-service training
- Coordinated Supervisory Training for Toll Personnel
- Maintained training records for PTTC Orientation for Toll & PSBS
- Collaborated with Somerset County Personnel to solidify details to arrange for DRJTBC personnel to receive CDL Training from their respective instructors

State Police/Liaison Collaboration

- Scheduled State Police overtime details
- Reviewed/approved State Police MOU and overtime invoices
- Prepared a State Police Overtime Report (2019 stats) as requested via the DED

Employee Safety

- Continued to upload Safety Talk Training materials into Litmos
- Uploaded approved Safety Videos into Litmos for immediate access
- Inspected all AED units/Fire Extinguishers (including toll supported bridges)
- Checked/replaced batteries as needed in AED Units
- Replenished first aid kits as needed (All regions)
- Inspected Fire Safety equipment (live fire/electric)

WPSC

- Facilitated the October Monthly WPSC Meeting @ NHL
- Scheduled the Workplace Safety Committee Meeting for November
- Followed up on pending projects associated with the Workplace Safety Committee (WPSC)
- Collaborated w/Phil Overton (PMA) to assure DRJTBC workplace safety
- Inspected Facility (NHL) for Safety Compliance
- Grainger Reps in attendance to discuss proposed Safety Footwear Program
- Solicited feedback via department heads relative to the Safety Shoe Program presented by Grainger

Course	Date Completed	Employee	Business Unit
8 Traits of High Integrity Leaders - SkillPath**	10/05/2022	Aminah El-Burki	Training & Employee Safety
	10/05/2022	Charles Stracciolini	Engineering
	10/05/2022	Jesse A. Cole	Maintenance & Toll Operations
	10/05/2022	Karen Ireland	Maintenance & Toll Operations
	10/05/2022	Kevin Fey	Maintenance & Toll Operations
	10/05/2022	Michele A Gara	Maintenance & Toll Operations
	10/05/2022	Rachael M Stocker	Maintenance & Toll Operations
	10/06/2022	Jeanine Loeffler	Maintenance & Toll Operations
Administration of a Collective Bargaining Agreement 2.0 (US)	10/05/2022	Aminah El-Burki	Training & Employee Safety
Agenda Setting 2.0	10/21/2022	Jeanine Loeffler	Maintenance & Toll Operations
Agenda Setting 3.0	10/21/2022	Jeanine Loeffler	Maintenance & Toll Operations
Alcohol and Drug Awareness for Managers 1.0 (US)	10/25/2022	Jeanine Loeffler	Maintenance & Toll Operations
Americans with Disabilities Act 2.0 (US)	10/24/2022	Jeanine Loeffler	Maintenance & Toll Operations
Analyze Financial Health with Ratios 3.0	10/24/2022	Jeanine Loeffler	Maintenance & Toll Operations
Anticipating Your Customer Needs 1.0	10/25/2022	Jeanine Loeffler	Maintenance & Toll Operations
Anti-money Laundering Awareness 2.0 (US)	10/24/2022	Jeanine Loeffler	Maintenance & Toll Operations
Asking Tough Questions 1.0	10/24/2022	Jeanine Loeffler	Maintenance & Toll Operations
Authority and Social Proof 2.0	10/24/2022	Jeanine Loeffler	Maintenance & Toll Operations
Barriers to Communication Success, Part One 1.0	10/05/2022	Aminah El-Burki	Training & Employee Safety
Basic Uses of the Comma 1.0 (US)	10/05/2022	Aminah El-Burki	Training & Employee Safety
Become an Effective Leader - Part Two 2.0	10/03/2022	Aminah El-Burki	Training & Employee Safety
Benefits of Events that Drive ROI - Part One 1.0	10/24/2022	Jeanine Loeffler	Maintenance & Toll Operations
Benefits of Events that Drive ROI - Part Three 1.0	10/25/2022	Jeanine Loeffler	Maintenance & Toll Operations
Benefits of Events that Drive ROI - Part Two 1.0	10/24/2022	Jeanine Loeffler	Maintenance & Toll Operations
Best Email Practices 1.0	10/05/2022	Aminah El-Burki	Training & Employee Safety
	10/24/2022	Jeanine Loeffler	Maintenance & Toll Operations
Breaking Unhealthy Behavior Patterns 1.0	10/25/2022	Jeanine Loeffler	Maintenance & Toll Operations
Bucket Truck - Altec**	10/19/2022	Daniel Steele	Maintenance & Toll Operations
	10/19/2022	Harald Simon	Maintenance & Toll Operations
	10/19/2022	Jean-Philippe Michel	Maintenance & Toll Operations
	10/19/2022	Joseph Bichler	Maintenance & Toll Operations
	10/19/2022	Matthew Stock	Maintenance & Toll Operations
	10/19/2022	Paul Wallace	Maintenance & Toll Operations
	10/19/2022	Scott Sheldon	Maintenance & Toll Operations
	10/19/2022	Alex Poliskiewicz	Maintenance & Toll Operations
	10/19/2022	Jared Burd	Maintenance & Toll Operations
	10/19/2022	Justin Crisp	Maintenance & Toll Operations
	10/19/2022	Manuel Rivera	Maintenance & Toll Operations
	10/19/2022	Ryan Dietz	Maintenance & Toll Operations
	10/19/2022	Stephen Bartzak	Maintenance & Toll Operations
	10/19/2022	Brian J Keith	Maintenance & Toll Operations
Budget like a Boss 2.0	10/05/2022	Linda Tipton	Training & Employee Safety
	10/21/2022	Jeanine Loeffler	Maintenance & Toll Operations
Budgeting Basics 1.0 (US)	10/21/2022	Jeanine Loeffler	Maintenance & Toll Operations
Business Continuity Management in Action 1.0	10/24/2022	Jeanine Loeffler	Maintenance & Toll Operations
Business Model Transformation - Introduction to AI 1.0	10/24/2022	Jeanine Loeffler	Maintenance & Toll Operations
Business Writing Skills 1.0	10/05/2022	Aminah El-Burki	Training & Employee Safety
Business Writing Tips - Make an Outline and a First Draft 1.0	10/05/2022	Aminah El-Burki	Training & Employee Safety
Capital Budgeting Methods and When to Use Them 1.0 (US)	10/05/2022	Linda Tipton	Training & Employee Safety
Cash Flow: Statements and Logistics 1.0 (US)	10/24/2022	Jeanine Loeffler	Maintenance & Toll Operations
Changing the Culture of Your Organization 1.0	10/25/2022	Jeanine Loeffler	Maintenance & Toll Operations
Channels of Communication 2.0	10/24/2022	Jeanine Loeffler	Maintenance & Toll Operations
Check Your Ego 1.0	10/25/2022	Jeanine Loeffler	Maintenance & Toll Operations
Choosing an Interview Format and Considering Legal Issues 1.0 (US)	10/24/2022	Jeanine Loeffler	Maintenance & Toll Operations
Cloud Computing 2.0	10/24/2022	Jeanine Loeffler	Maintenance & Toll Operations
Cognitive Functions - Judging and Perceiving 1.0	10/25/2022	Jeanine Loeffler	Maintenance & Toll Operations
Cognitive Functions - Sensors and Intuitives 1.0	10/25/2022	Jeanine Loeffler	Maintenance & Toll Operations
Communicate with Time in Mind 1.0	10/24/2022	Jeanine Loeffler	Maintenance & Toll Operations
Communication and Channels - Part One 2.0	10/24/2022	Jeanine Loeffler	Maintenance & Toll Operations
Communication and Channels - Part Two 2.0	10/24/2022	Jeanine Loeffler	Maintenance & Toll Operations
Communication and Channels 1.0	10/05/2022	Aminah El-Burki	Training & Employee Safety
Communication and Ethics 2.0	10/14/2022	Aminah El-Burki	Training & Employee Safety
	10/24/2022	Jeanine Loeffler	Maintenance & Toll Operations
Communication and Social Skills - Giving Feedback 2.0	10/05/2022	Aminah El-Burki	Training & Employee Safety
	10/24/2022	Jeanine Loeffler	Maintenance & Toll Operations
Communication and Social Skills - Receiving Feedback 2.0	10/24/2022	Jeanine Loeffler	Maintenance & Toll Operations
Communication and Social Skills - Resolving Conflict 2.0	10/05/2022	Aminah El-Burki	Training & Employee Safety
Communication Barriers - Part One 2.0	10/25/2022	Jeanine Loeffler	Maintenance & Toll Operations
Communication Skills 1.0	10/25/2022	Jeanine Loeffler	Maintenance & Toll Operations
Communication Styles and Emotional Intelligence 2.0	10/06/2022	Aminah El-Burki	Training & Employee Safety
Correct Word Usage 1.0 (US)	10/06/2022	Aminah El-Burki	Training & Employee Safety
CPR/AED/First Aid - Hunterdon Healthcare**	10/18/2022	Francis Cannon	Public Safety & Bridge Security
	10/18/2022	George Campbell	Public Safety & Bridge Security

	10/18/2022	Leonardo Lopez-Zabala	Public Safety & Bridge Security
	10/18/2022	Linda M Hewitt	Public Safety & Bridge Security
	10/18/2022	Meagan Price	Public Safety & Bridge Security
	10/18/2022	Ryan Dietz	Maintenance & Toll Operations
	10/24/2022	David Hill	Public Safety & Bridge Security
	10/24/2022	Joseph Boraski	Public Safety & Bridge Security
	10/24/2022	Kyle Faust	Public Safety & Bridge Security
	10/24/2022	Lendell Jones	Maintenance & Toll Operations
	10/24/2022	Zachary Varju	Public Safety & Bridge Security
Creative Problem Solving 2.0	10/06/2022	Aminah El-Burki	Training & Employee Safety
Customer Service Success 2.0	10/06/2022	Aminah El-Burki	Training & Employee Safety
Dealing with Stressful People 1.0	10/06/2022	Aminah El-Burki	Training & Employee Safety
Economic Sustainability - The Triple Bottom Line 1.0	10/07/2022	Linda Tipton	Training & Employee Safety
Effective Listening 2.0	10/06/2022	Aminah El-Burki	Training & Employee Safety
Employee Well-Being: A Manager's Guide to Mental Health - SkillPath**	10/26/2022	Aminah El-Burki	Training & Employee Safety
	10/26/2022	Charles Straccioli	Engineering
	10/26/2022	Jeanine Loeffler	Maintenance & Toll Operations
Excel 2016 - Entering and Editing Data	10/07/2022	Linda Tipton	Training & Employee Safety
Family Medical Leave Act for Employees 1.0 (US)	10/07/2022	Linda Tipton	Training & Employee Safety
Family Violence Awareness - A Workplace Issue 2.0	10/07/2022	Linda Tipton	Training & Employee Safety
Fire Safety and Prevention 1.0 (US)	10/21/2022	Jeanine Loeffler	Maintenance & Toll Operations
Flagger Training Certification - PSATS**	10/04/2022	James Davis Jr	Public Safety & Bridge Security
	10/31/2022	Anthony R Gordon	Maintenance & Toll Operations
	10/31/2022	Jessica Balabanoff	Maintenance & Toll Operations
	10/31/2022	Wanda Jordine	Maintenance & Toll Operations
	10/31/2022	Cynthia Ottinger	Maintenance & Toll Operations
	10/31/2022	Frances Holman	Maintenance & Toll Operations
	10/31/2022	Tucraha Melvin-Westcott	Maintenance & Toll Operations
	10/31/2022	Keith Kelly	Maintenance & Toll Operations
	10/31/2022	Marquan N. Smith	Maintenance & Toll Operations
Good Communication 1.0	10/06/2022	Aminah El-Burki	Training & Employee Safety
Hand Safety - Safety Talk**	10/13/2022	Anthony Sassani	Maintenance & Toll Operations
	10/13/2022	Donald Day	Maintenance & Toll Operations
	10/13/2022	Frederick Fennimore	Maintenance & Toll Operations
	10/13/2022	Joseph Ritts	Maintenance & Toll Operations
	10/13/2022	Manuel Rivera	Maintenance & Toll Operations
	10/13/2022	Rayford Johnson II	Maintenance & Toll Operations
	10/14/2022	Aaron M Schermerhorn	Maintenance & Toll Operations
	10/14/2022	Austin McCleery	Maintenance & Toll Operations
	10/14/2022	Casey Wallace-Walker	Maintenance & Toll Operations
	10/14/2022	Christopher A Jackson	Maintenance & Toll Operations
	10/14/2022	David Myers	Maintenance & Toll Operations
	10/14/2022	George Farrell IV	Maintenance & Toll Operations
	10/14/2022	Jared Burd	Maintenance & Toll Operations
	10/14/2022	John W Anderson IV	Maintenance & Toll Operations
	10/14/2022	Kenneth Terry	Maintenance & Toll Operations
	10/14/2022	Richard L Fleming Jr	Maintenance & Toll Operations
	10/14/2022	Stephen Bartzak	Maintenance & Toll Operations
	10/19/2022	Alex Poliskiewicz	Maintenance & Toll Operations
	10/19/2022	Brian J Keith	Maintenance & Toll Operations
	10/19/2022	Daniel Steele	Maintenance & Toll Operations
	10/19/2022	Douglas Scheer	Maintenance & Toll Operations
	10/19/2022	Greg Lohrman	Maintenance & Toll Operations
	10/19/2022	Howard Zink	Maintenance & Toll Operations
	10/19/2022	Jean-Philippe Michel	Maintenance & Toll Operations
	10/19/2022	John J Marason	Maintenance & Toll Operations
	10/19/2022	John J Penrose	Maintenance & Toll Operations
	10/19/2022	Jordan H Purdy	Maintenance & Toll Operations
	10/19/2022	Joseph Bichler	Maintenance & Toll Operations
	10/19/2022	Mark Parichuk	Maintenance & Toll Operations
	10/19/2022	Mark Simonetta	Maintenance & Toll Operations
	10/19/2022	Matthew Gary	Maintenance & Toll Operations
	10/19/2022	Nat Amato	Maintenance & Toll Operations
	10/19/2022	Philip Becker	Maintenance & Toll Operations
	10/19/2022	Robert Coates	Maintenance & Toll Operations
	10/19/2022	Robert J Tilwick	Maintenance & Toll Operations
	10/19/2022	Robert Smith	Maintenance & Toll Operations
	10/19/2022	Robert Varju	Maintenance & Toll Operations
	10/19/2022	Stephen J Bosga	Maintenance & Toll Operations
	10/19/2022	Stephen Smith	Maintenance & Toll Operations
	10/19/2022	Wade B Caccese	Maintenance & Toll Operations
	10/19/2022	Wayne R Stamets	Maintenance & Toll Operations
	10/25/2022	Brian Feller	Maintenance & Toll Operations
	10/25/2022	James Gower	Maintenance & Toll Operations

	10/25/2022	Kyle L Williams	Maintenance & Toll Operations
	10/25/2022	Leon Werkheiser Jr	Maintenance & Toll Operations
	10/25/2022	Lloyd Johnson	Maintenance & Toll Operations
	10/25/2022	Paul Wallace	Maintenance & Toll Operations
	10/25/2022	Steve Borger	Maintenance & Toll Operations
	10/25/2022	Taylor Perry	Maintenance & Toll Operations
	10/25/2022	Walter George	Maintenance & Toll Operations
	10/25/2022	William J Luscik	Maintenance & Toll Operations
	10/26/2022	Daniel Vander Berg	Maintenance & Toll Operations
	10/26/2022	Harald Simon	Maintenance & Toll Operations
	10/26/2022	Jamie Franks	Maintenance & Toll Operations
	10/26/2022	Mason Vance	Maintenance & Toll Operations
	10/26/2022	Matthew Stock	Maintenance & Toll Operations
	10/26/2022	Michael Curnkey	Maintenance & Toll Operations
	10/26/2022	Mitchell Vance	Maintenance & Toll Operations
	10/26/2022	Scott Sheldon	Maintenance & Toll Operations
	10/26/2022	William H Kresge IV	Maintenance & Toll Operations
Handling Conflict and Negotiation Ethically 1.0	10/06/2022	Aminah El-Burki	Training & Employee Safety
Handling Conflicts in High-Value Relationships 1.0	10/06/2022	Aminah El-Burki	Training & Employee Safety
Handling Conflicts in Low-Value Relationships 1.0	10/06/2022	Aminah El-Burki	Training & Employee Safety
How To Successfully Make the Transition to Supervisor - SkillPath**	10/24/2022	Cameron Huffman	Maintenance & Toll Operations
	10/24/2022	Jessica Balabanoff	Maintenance & Toll Operations
	10/24/2022	Kristen Schafer	Maintenance & Toll Operations
Income Statements Made Simple 2.0	10/07/2022	Linda Tipton	Training & Employee Safety
In-Service Training**	10/25/2022	Aaron Edison	Maintenance & Toll Operations
	10/25/2022	Anthony R Gordon	Maintenance & Toll Operations
	10/25/2022	Anthony Savelli	Public Safety & Bridge Security
	10/25/2022	Christopher M Gulini	Maintenance & Toll Operations
	10/25/2022	Clarissa Reyes	Public Safety & Bridge Security
	10/25/2022	Daniel Paugh	Maintenance & Toll Operations
	10/25/2022	David F Wiener	Maintenance & Toll Operations
	10/25/2022	David Hill	Public Safety & Bridge Security
	10/25/2022	Donna Lynn Piazza	Maintenance & Toll Operations
	10/25/2022	Francis Flynn III	Maintenance & Toll Operations
	10/25/2022	George Parker	Maintenance & Toll Operations
	10/25/2022	James Cavallo	Training & Employee Safety
	10/25/2022	Jerry Zacharatos	I-T Department
	10/25/2022	Joey Rogers	Public Safety & Bridge Security
	10/25/2022	John J Penrose	Maintenance & Toll Operations
	10/25/2022	Joseph Boraski	Public Safety & Bridge Security
	10/25/2022	Joseph M Holva	Maintenance & Toll Operations
	10/25/2022	Karen Ireland	Maintenance & Toll Operations
	10/25/2022	Kevin Fey	Maintenance & Toll Operations
	10/25/2022	Kyle Faust	Public Safety & Bridge Security
	10/25/2022	Leonardo Lopez-Zabala	Public Safety & Bridge Security
	10/25/2022	Linda Tipton	Training & Employee Safety
	10/25/2022	Matthew Corrigan	Training & Employee Safety
	10/25/2022	Michael E Schermerhorn Jr.	Maintenance & Toll Operations
	10/25/2022	Michael Gaspari	Public Safety & Bridge Security
	10/25/2022	Michael Smith	Public Safety & Bridge Security
	10/25/2022	Michele A Gara	Maintenance & Toll Operations
	10/25/2022	Rachael M Stocker	Maintenance & Toll Operations
	10/25/2022	Robert H Capaldi	Maintenance & Toll Operations
	10/25/2022	Robert Savelli	Public Safety & Bridge Security
	10/25/2022	Ryan Blackmon	Maintenance & Toll Operations
	10/25/2022	Sean McCarthy	Maintenance & Toll Operations
	10/25/2022	Susan Lobb	Maintenance & Toll Operations
	10/25/2022	Tina V Amato	Maintenance & Toll Operations
	10/25/2022	Tonya Mecsey	Public Safety & Bridge Security
	10/25/2022	William K. Luscik Sr.	Maintenance & Toll Operations
	10/26/2022	Dena Parichuk	Public Safety & Bridge Security
	10/26/2022	Frances Holman	Maintenance & Toll Operations
	10/26/2022	James Daniel Matlock Jr.	Maintenance & Toll Operations
	10/26/2022	James Gower	Maintenance & Toll Operations
	10/26/2022	Jessica Balabanoff	Maintenance & Toll Operations
	10/26/2022	John Kelly III	Public Safety & Bridge Security
	10/26/2022	Lauren Werner	Training & Employee Safety
	10/26/2022	Mark Shetayh	Maintenance & Toll Operations
	10/26/2022	Marquan N. Smith	Maintenance & Toll Operations
	10/26/2022	Nat Amato	Maintenance & Toll Operations
	10/26/2022	Patricia A McCormack	Maintenance & Toll Operations
	10/26/2022	Randy Piazza	Public Safety & Bridge Security
	10/26/2022	Raymond Schiavo	Public Safety & Bridge Security
	10/26/2022	Richard L Porvaznik	Maintenance & Toll Operations

	10/26/2022	Robert Bird	Public Safety & Bridge Security
	10/26/2022	Ronald W Masker	Maintenance & Toll Operations
	10/26/2022	Shuz Lange	Maintenance & Toll Operations
	10/26/2022	Steven Horvath	Public Safety & Bridge Security
	10/26/2022	Tucraha Melvin-Westcott	Maintenance & Toll Operations
	10/26/2022	William H Kresge IV	Maintenance & Toll Operations
	10/26/2022	James Oleniacz	Public Safety & Bridge Security
	10/26/2022	Cameron Huffman	Maintenance & Toll Operations
	10/27/2022	Aminah El-Burki	Training & Employee Safety
	10/27/2022	Amy Martinelli	Maintenance & Toll Operations
	10/27/2022	Ann Lear	Maintenance & Toll Operations
	10/27/2022	Anthony Dragotta	Maintenance & Toll Operations
	10/27/2022	Bruno C Hennings III	Maintenance & Toll Operations
	10/27/2022	Christopher Kopach	Maintenance & Toll Operations
	10/27/2022	Collin Leary	Public Safety & Bridge Security
	10/27/2022	Cynthia Ottinger	Maintenance & Toll Operations
	10/27/2022	Daniel Unangst	Maintenance & Toll Operations
	10/27/2022	Daniel Vander Berg	Maintenance & Toll Operations
	10/27/2022	Ernesto Minardi	Maintenance & Toll Operations
	10/27/2022	Harry W Fawkes Jr	Maintenance & Toll Operations
	10/27/2022	James Aumick Sr	Maintenance & Toll Operations
	10/27/2022	Jonathan P Cheslock	Maintenance & Toll Operations
	10/27/2022	Kenneth H Hockenbury	Maintenance & Toll Operations
	10/27/2022	Kristen Schafer	Maintenance & Toll Operations
	10/27/2022	Lauren M Picone	Maintenance & Toll Operations
	10/27/2022	Lawrence Dubin Jr.	Maintenance & Toll Operations
	10/27/2022	Mark Dolton	Public Safety & Bridge Security
	10/27/2022	Robert Doyle	Maintenance & Toll Operations
	10/27/2022	Sandra Ledner	Maintenance & Toll Operations
	10/27/2022	Steven Lowden	Public Safety & Bridge Security
	10/27/2022	Steven Reilly Jr	Maintenance & Toll Operations
	10/27/2022	Wanda Jordine	Maintenance & Toll Operations
Italics, the Apostrophe, Dash, and Ellipses 1.0 (US)	10/06/2022	Aminah El-Burki	Training & Employee Safety
Managing Conflict 1.0	10/06/2022	Aminah El-Burki	Training & Employee Safety
Meet and Greet 2.0	10/06/2022	Aminah El-Burki	Training & Employee Safety
Microsoft 365 OneNote - Customize Organization 1.0	10/06/2022	Aminah El-Burki	Training & Employee Safety
Motorola CAD System (4-day training)**	10/21/2022	Kevin Clark	Public Safety & Bridge Security
	10/21/2022	Matthew Jones	Public Safety & Bridge Security
	10/21/2022	Matthew Skrebel	Public Safety & Bridge Security
Office 365 Basic 1.0	10/07/2022	Aminah El-Burki	Training & Employee Safety
Parentheses, Brackets, the Hyphen, and the Slash 1.0 (US)	10/07/2022	Aminah El-Burki	Training & Employee Safety
Personal Development - Practicing Patience 1.0	10/24/2022	Jeanine Loeffler	Maintenance & Toll Operations
PPE Awareness 1.0 (US)	10/27/2022	Jeanine Loeffler	Maintenance & Toll Operations
Productive Conflict Resolution - An Introduction 1.0	10/07/2022	Aminah El-Burki	Training & Employee Safety
Pronoun Problems 1.0 (US)	10/07/2022	Aminah El-Burki	Training & Employee Safety
Pronoun Problems 1.0 (US)	10/27/2022	Jeanine Loeffler	Maintenance & Toll Operations
Proper Grammar - Adjectives 1.0 (US)	10/07/2022	Aminah El-Burki	Training & Employee Safety
Proper Grammar - Advanced Adverbs 1.0 (US)	10/07/2022	Aminah El-Burki	Training & Employee Safety
Proper Grammar - Advanced Verbs 1.0 (US)	10/07/2022	Aminah El-Burki	Training & Employee Safety
Proper Grammar - Articles, Determiners, Quantifiers, and Interjections 1.0 (US)	10/07/2022	Aminah El-Burki	Training & Employee Safety
Proper Grammar - Introduction to Adverbs 1.0 (US)	10/07/2022	Aminah El-Burki	Training & Employee Safety
Proper Grammar - Introduction to Verbs 1.0 (US)	10/07/2022	Aminah El-Burki	Training & Employee Safety
Proper Grammar - Nouns 1.0 (US)	10/07/2022	Aminah El-Burki	Training & Employee Safety
Proper Grammar - Prepositions 1.0 (US)	10/07/2022	Aminah El-Burki	Training & Employee Safety
Providing Government-Mandated Benefits 2.0 (US)	10/07/2022	Linda Tipton	Training & Employee Safety
Providing Voluntary Benefits - Incentive Pay and Paid Time Off 1.0	10/07/2022	Linda Tipton	Training & Employee Safety
Providing Voluntary Benefits - Medical Insurance and 401(k) Plans 1.0	10/07/2022	Linda Tipton	Training & Employee Safety
Public Speaking Guru - Confidence Builder 2.0	10/07/2022	Aminah El-Burki	Training & Employee Safety
Public Speaking Guru - Presenting with Impact 2.0	10/07/2022	Aminah El-Burki	Training & Employee Safety
Publisher 2013 Advanced 1.0	10/07/2022	Aminah El-Burki	Training & Employee Safety
Publisher 2013 Basic 1.0	10/07/2022	Aminah El-Burki	Training & Employee Safety
Reporting Injuries - Safety Talk**	10/13/2022	Anthony Sassani	Maintenance & Toll Operations
	10/13/2022	Donald Day	Maintenance & Toll Operations
	10/13/2022	Frederick Fennimore	Maintenance & Toll Operations
	10/13/2022	Joseph Ritts	Maintenance & Toll Operations
	10/13/2022	Manuel Rivera	Maintenance & Toll Operations
	10/13/2022	Rayford Johnson II	Maintenance & Toll Operations
	10/14/2022	Aaron M Schermerhorn	Maintenance & Toll Operations
	10/14/2022	Austin McCleery	Maintenance & Toll Operations
	10/14/2022	Casey Wallace-Walker	Maintenance & Toll Operations
	10/14/2022	Christopher A Jackson	Maintenance & Toll Operations
	10/14/2022	David Myers	Maintenance & Toll Operations
	10/14/2022	George Farrell IV	Maintenance & Toll Operations
	10/14/2022	Jared Burd	Maintenance & Toll Operations

	10/14/2022	John W Anderson IV	Maintenance & Toll Operations
	10/14/2022	Kenneth Terry	Maintenance & Toll Operations
	10/14/2022	Richard L Fleming Jr	Maintenance & Toll Operations
	10/14/2022	Stephen Bartzak	Maintenance & Toll Operations
	10/19/2022	Alex Poliskiewicz	Maintenance & Toll Operations
	10/19/2022	Brian J Keith	Maintenance & Toll Operations
	10/19/2022	Daniel Steele	Maintenance & Toll Operations
	10/19/2022	Douglas Scheer	Maintenance & Toll Operations
	10/19/2022	Greg Lohrman	Maintenance & Toll Operations
	10/19/2022	Howard Zink	Maintenance & Toll Operations
	10/19/2022	Jean-Philippe Michel	Maintenance & Toll Operations
	10/19/2022	John J Marason	Maintenance & Toll Operations
	10/19/2022	John J Penrose	Maintenance & Toll Operations
	10/19/2022	Jordan H Purdy	Maintenance & Toll Operations
	10/19/2022	Joseph Bichler	Maintenance & Toll Operations
	10/19/2022	Mark Parichuk	Maintenance & Toll Operations
	10/19/2022	Mark Simonetta	Maintenance & Toll Operations
	10/19/2022	Matthew Gary	Maintenance & Toll Operations
	10/19/2022	Nat Amato	Maintenance & Toll Operations
	10/19/2022	Philip Becker	Maintenance & Toll Operations
	10/19/2022	Robert Coates	Maintenance & Toll Operations
	10/19/2022	Robert J Tilwick	Maintenance & Toll Operations
	10/19/2022	Robert Smith	Maintenance & Toll Operations
	10/19/2022	Robert Varju	Maintenance & Toll Operations
	10/19/2022	Stephen J Bosga	Maintenance & Toll Operations
	10/19/2022	Stephen Smith	Maintenance & Toll Operations
	10/19/2022	Wade B Caccese	Maintenance & Toll Operations
	10/19/2022	Wayne R Stamets	Maintenance & Toll Operations
	10/25/2022	Brian Feller	Maintenance & Toll Operations
	10/25/2022	James Gower	Maintenance & Toll Operations
	10/25/2022	Kyle L Williams	Maintenance & Toll Operations
	10/25/2022	Leon Werkheiser Jr	Maintenance & Toll Operations
	10/25/2022	Lloyd Johnson	Maintenance & Toll Operations
	10/25/2022	Paul Wallace	Maintenance & Toll Operations
	10/25/2022	Steve Borger	Maintenance & Toll Operations
	10/25/2022	Taylor Perry	Maintenance & Toll Operations
	10/25/2022	Walter George	Maintenance & Toll Operations
	10/25/2022	William J Luscik	Maintenance & Toll Operations
	10/26/2022	Daniel Vander Berg	Maintenance & Toll Operations
	10/26/2022	Harald Simon	Maintenance & Toll Operations
	10/26/2022	Jamie Franks	Maintenance & Toll Operations
	10/26/2022	Mason Vance	Maintenance & Toll Operations
	10/26/2022	Matthew Stock	Maintenance & Toll Operations
	10/26/2022	Michael Curnkey	Maintenance & Toll Operations
	10/26/2022	Mitchell Vance	Maintenance & Toll Operations
	10/26/2022	Scott Sheldon	Maintenance & Toll Operations
	10/26/2022	William H Kresge IV	Maintenance & Toll Operations
Semicolon, Colon, and Quotation Marks 1.0 (US)	10/07/2022	Aminah El-Burki	Training & Employee Safety
Sexual Harassment Prevention 3.0 (US)	10/07/2022	Aminah El-Burki	Training & Employee Safety
Speaking and Listening 1.0	10/07/2022	Aminah El-Burki	Training & Employee Safety
Storytelling in Business 1.0	10/07/2022	Aminah El-Burki	Training & Employee Safety
Strategies for Professional Presentations 2.0	10/07/2022	Aminah El-Burki	Training & Employee Safety
Subject and Verb Relationships 1.0 (US)	10/07/2022	Aminah El-Burki	Training & Employee Safety
Telephone Etiquette 2.0	10/07/2022	Aminah El-Burki	Training & Employee Safety
The Accounting Equation 2.0	10/11/2022	Linda Tipton	Training & Employee Safety
The Balance Sheet Explained 2.0	10/11/2022	Linda Tipton	Training & Employee Safety
The Period, Question Mark and Exclamation Point 1.0 (US)	10/07/2022	Aminah El-Burki	Training & Employee Safety
Toll Collector Orientation**	10/21/2022	Dajanae Goode	Maintenance & Toll Operations
	10/21/2022	Frances Hill	Maintenance & Toll Operations
Unconscious Bias 2.0	10/07/2022	Aminah El-Burki	Training & Employee Safety
Understanding Communication 2.0	10/07/2022	Aminah El-Burki	Training & Employee Safety
Understanding Conflict in the Workplace 1.0	10/07/2022	Aminah El-Burki	Training & Employee Safety
Use Humour 2.0	10/07/2022	Aminah El-Burki	Training & Employee Safety
Using Predicates, Objects, Complements and Modifiers 1.0 (US)	10/27/2022	Jeanine Loeffler	Maintenance & Toll Operations
Verbal De-escalation and Crisis Communication**	10/12/2022	Alex Poliskiewicz	Maintenance & Toll Operations
	10/12/2022	Aminah El-Burki	Training & Employee Safety
	10/12/2022	Anthony R Gordon	Maintenance & Toll Operations
	10/12/2022	Austin McCleery	Maintenance & Toll Operations
	10/12/2022	Bruno C Hennings III	Maintenance & Toll Operations
	10/12/2022	Cameron Huffman	Maintenance & Toll Operations
	10/12/2022	Dena Parichuk	Public Safety & Bridge Security
	10/12/2022	Gary Lorenzo	Maintenance & Toll Operations
	10/12/2022	Gwen Flynn	Public Safety & Bridge Security
	10/12/2022	James Aumick Sr	Maintenance & Toll Operations

	10/12/2022	James Cavallo	Public Safety & Bridge Security
	10/12/2022	James Davis Jr	Public Safety & Bridge Security
	10/12/2022	John J Penrose	Maintenance & Toll Operations
	10/12/2022	John T White	Public Safety & Bridge Security
	10/12/2022	Joseph Mazak	Public Safety & Bridge Security
	10/12/2022	Kenneth Terry	Maintenance & Toll Operations
	10/12/2022	Kevin Reading	Public Safety & Bridge Security
	10/12/2022	Kyle Kilmer	Public Safety & Bridge Security
	10/12/2022	Lendell Jones	Maintenance & Toll Operations
	10/12/2022	Leonardo Lopez-Zabala	Public Safety & Bridge Security
	10/12/2022	Linda Hewitt	Public Safety & Bridge Security
	10/12/2022	Marquan N. Smith	Maintenance & Toll Operations
	10/12/2022	Matthew M Hartigan	Public Safety & Bridge Security
	10/12/2022	Ralph Reppert	Public Safety & Bridge Security
	10/12/2022	Sean McCarthy	Maintenance & Toll Operations
	10/12/2022	Zachary Varju	Public Safety & Bridge Security
	10/13/2022	Casey Wallace-Walker	Maintenance & Toll Operations
	10/13/2022	Collin Leary	Public Safety & Bridge Security
	10/13/2022	Constantino Raffaele	Public Safety & Bridge Security
	10/13/2022	Daniel Unangst	Maintenance & Toll Operations
	10/13/2022	David Hill	Public Safety & Bridge Security
	10/13/2022	David Myers	Maintenance & Toll Operations
	10/13/2022	Deborah Seddon	Public Safety & Bridge Security
	10/13/2022	Frances Holman	Maintenance & Toll Operations
	10/13/2022	George Gacser	Public Safety & Bridge Security
	10/13/2022	Girard Casale	Public Safety & Bridge Security
	10/13/2022	Gregory Freeman	Public Safety & Bridge Security
	10/13/2022	Jessica Balabanoff	Maintenance & Toll Operations
	10/13/2022	Jonathan P Cheslock	Maintenance & Toll Operations
	10/13/2022	Joseph F Larrisey	Public Safety & Bridge Security
	10/13/2022	Joseph M Holva	Maintenance & Toll Operations
	10/13/2022	Kristen Schafer	Maintenance & Toll Operations
	10/13/2022	Mark Dolton	Public Safety & Bridge Security
	10/13/2022	Patricia A McCormack	Maintenance & Toll Operations
	10/13/2022	Richard L Porvaznik	Maintenance & Toll Operations
	10/13/2022	Sandra Ledner	Maintenance & Toll Operations
	10/13/2022	Steven Reilly Jr	Maintenance & Toll Operations
Why Emergency Preparedness Matters 1.0 (US)	10/27/2022	Jeanine Loeffler	Maintenance & Toll Operations
Workplace Communication - Presentations and Nonverbal Communication 1.0	10/27/2022	Jeanine Loeffler	Maintenance & Toll Operations
Workplace Security Basics 2.0	10/27/2022	Jeanine Loeffler	Maintenance & Toll Operations
Workplace Security: What You Need to Know (2018)	10/27/2022	Jeanine Loeffler	Maintenance & Toll Operations
Courses Taken: 116			
ILT Sessions: 25			
# Trained: 172			

****Denotes Instructor-Led Training**