

DELAWARE RIVER
JOINT TOLL BRIDGE COMMISSION
MINUTES
MEETING OF MAY 24, 2021

DELWARE RIVER JOINT TOLL BRIDGE COMMISSION

MEMBERS OF THE COMMISSION

NEW JERSEY

HONORABLE MICHAEL B. LAVERY
Chairman

HONORABLE ALADAR KOMJATHY

HONORABLE GARRETT LEONARD VAN VLIET

HONORABLE LORI CIELSA

HONORABLE YUKI MOORE LAURENTI
Treasurer

PENNSYLVANIA

HONORABLE PAMELA JANVEY
Vice Chair

HONORABLE AMY ZANELLI

HONORABLE ISMAIL A. SHAHID

HONORABLE DANIEL GRACE
Secretary

HONORABLE JOHN D. CHRISTY

DELAWARE RIVER JOINT TOLL BRIDGE COMMISSION

STANDING COMMITTEES

FINANCE, INSURANCE MANAGEMENT AND OPERATIONS

PENNSYLVANIA: Shahid, Grace*

NEW JERSEY: Ciesla, Laurenti

PROJECTS, PROPERTY AND EQUIPMENT

PENNSYLVANIA: Shahid, Christy

NEW JERSEY: Lavery*, Van Vliet

PROFESSIONAL SERVICES

PENNSYLVANIA: Janvey*, Grace

NEW JERSEY: Komjathy, Van Vliet

PERSONNEL

PENNSYLVANIA: Grace, Janvey

NEW JERSEY: Ciesla*, Komjathy

AUDIT COMMITTEE

PENNSYLVANIA: Shahid*, Janvey

NEW JERSEY: Lavery, Laurenti

ADMINISTRATIVE COMMITTEE

PENNSYLVANIA: Grace, Zanelli

NEW JERSEY: Laurenti*, Ciesla

Chairman and Vice Chairman Ex-Officio of all Committees

*Chairman of Committee

**DELAWARE RIVER JOINT TOLL BRIDGE COMMISSION
RECAPITULATION OF COMMITTEE MEMBERSHIP**

Lavery	(1) Ex-Officio of all Committees (2) Projects, Property and Equipment(Chairperson) (3) Audit Committee
Ciesla	(1) Finance, Insurance Management and Operations Committee (2) Personnel Committee (Chairperson) (3) Administrative Committee
Shahid	(1) Projects, Property and Equipment Committttee (2) Finance, Insurance Management and Operations Committee (3) Audit Committee (Chairperson)
Grace	(1) Professional Services (2) Personnel Committee (3) Administrative Committee (4) Finance, Insurance Management and Operations Committee (Chairperson)
Janvey	(1) ProfessionalServices(Chairperson) (2) Personnel Committee (3) Audit Committee
Laurenti	(1) Finance, Insurance Management and Operations Committee (2) Audit Committee (3) Administrative Committee (Chairperson)
Christy	(1) Projects, Property and Equipment Committee
Komjathy	(1) Professional Services (2) Personnel Committee
Zanelli	(1) Administrative Committee
Van Vliet	(1) Projects, Property and Equipment Committee (2) Professional Services Committee

DELAWARE RIVER JOINT TOLL BRIDGE COMMISSION

PROFESSIONAL ASSOCIATES

CONSULTING ENGINEERS

VAN CLEEF ENGINEERING ASSOCIATES, LLC
Freehold, New Jersey

LEGAL COUNSEL

ARCHER
Philadelphia, Pennsylvania

FLORIO, PERRUCCI, STEINHARDT & CAPPELLI
Phillipsburg, New Jersey

EMPLOYMENT COUNSEL

STRADLEY, RONON, STEVENS&YOUNG
Philadelphia, Pennsylvania

CHISEA, SHANINIAN & GIANTOMASI
West Orange, New Jersey

AUDITOR

MERCADIEN, P.C.
Hamilton, New Jersey

FINANCIAL ADVISOR

ACACIA FINANCIAL GROUP
Mt. Laurel, New Jersey

COMMUNICATIONS CONSULTANT

BELLVUE COMMUNICATIONS
Philadelphia, Pennsylvania

INVESTMENT ADVISOR

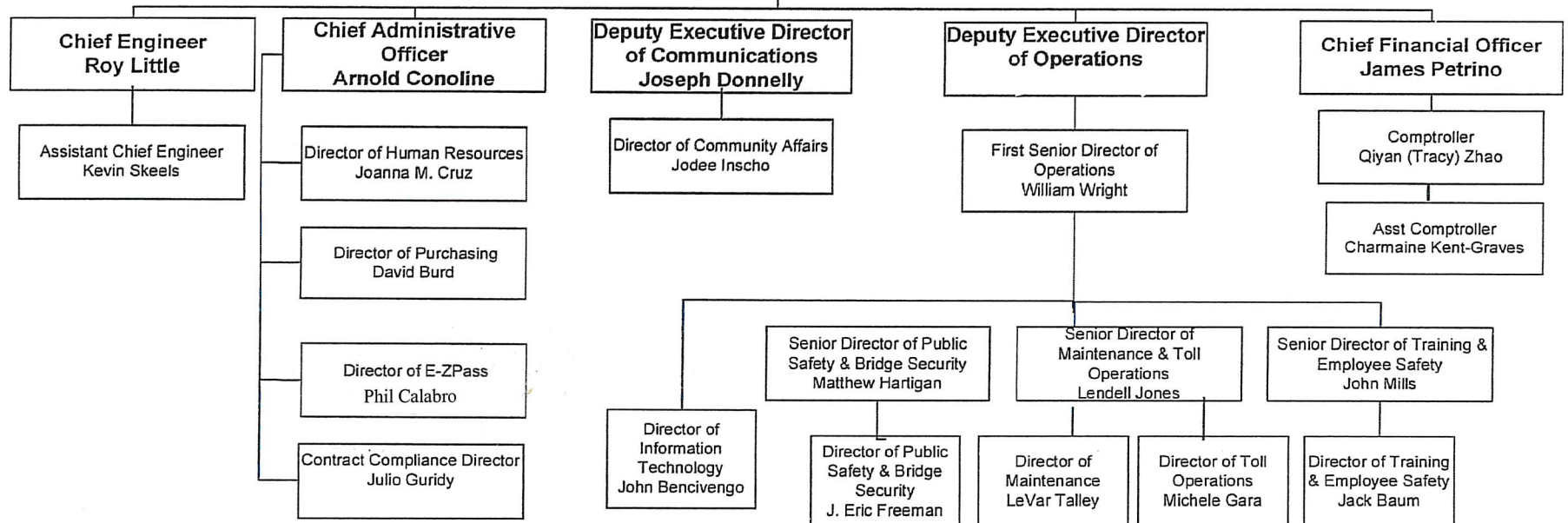
STONERIDGE PMG ADVISORS, LLC
Radnor, Pennsylvania

DELAWARE RIVER JOINT TOLL BRIDGE COMMISSION

ORGANIZATION CHART

COMMISSIONERS

Executive Director
Joseph J. Resta



Delaware River
Joint Toll Bridge
Commission

DELAWARE RIVER JOINT TOLL BRIDGE COMMISSION

Meeting of May 24, 2021

INDEX TO MINUTES

	PAGE
1. Call to Order	1
2. Appearances.....	1 - 2
3. Roll Call.....	2
4. Welcome Remarks of the Executive Director	2
5. Introduction of Comments from the Public	2
6. Executive Director's Report	2 - 3
7. Approval of Minutes for Commission Meeting Held April 26, 2021	3
8. Approval of Operations Report Month of April, 2021	3 - 4
9. Salary Adjustment for Part-Time Toll Collector, Operations/Maintenance & Toll Operations.....	4 - 5
10. Approval for Retirement Benefits, Keith Zwicker, Bridge Security Manager, Public Safety & Bridge Security	5 - 6
11. Approval for Retirement Benefits, Cheri Mellott, Toll Collector, Central Region	6
12. Approval for Payment of Invoices Chiesa, Shahinian & Giantomasi, NJ Labor Counsel.....	7
13. Approval for Payment of Invoices Florio, Perrucci, Steinhardt, and Cappelli, NJ Legal Counsel	7 - 8
14. Approval for Payment of Invoices Stradley Ronon, PA Labor Counsel.....	8 - 9

DELAWARE RIVER JOINT TOLL BRIDGE COMMISSION

Meeting of May 24, 2021

15.	Approval for Payment of Invoices Archer Law, PA Legal Counsel	9 - 10
16.	Election of Officers.....	10
17.	Nomination for Michael Lavery as Chairman	10 - 11
18.	Nomination for Pamela Janvey as Vice Chair	11 - 12
19.	Nomination for Daniel Grace as Secretary	12 - 13
20.	Nomination for Yuki Moore Laurenti as Treasurer.....	13 - 15
21.	Closure of the Officer Nominations	15
22.	Casting of the Officer Ballot.....	15 - 17
23.	Invite any Comments from the Public	17
24.	Scheduling of the June 28, 2021 Meeting	17
25.	Adjournment	17 - 18

DELAWARE RIVER JOINT TOLL BRIDGE COMMISSION

Meeting of May 24, 2021

CALL TO ORDER

The Regular Monthly Meeting of the Delaware River Joint Toll Bridge Commission was called to Order at the Scudder Falls Administration Building via Microsoft Teams on Monday, May 24, 2021 at 10:32 a.m. pursuant to notice properly forwarded to each member in compliance with the by-laws. Joseph J. Resta, Executive Director presided at this meeting.

APPEARANCES:

COMMISSION MEMBERS:

Hon. John Christy (Pennsylvania)
Hon. Daniel Grace (Pennsylvania)
Hon. Yuki Moore Laurenti (New Jersey)
Hon. Lori Ciesla (New Jersey)
Hon. Pamela Janvey (Pennsylvania)
Hon. Michael Lavery (New Jersey)
Hon. Garrett Van Vliet (New Jersey)
Hon. Ismail Shahid (Pennsylvania)
Hon. Aladar Komjathy (New Jersey)
Hon. Amy Zanelli (Pennsylvania)

COMMISSION MEMBERS ABSENT:

COMMISSION COUNSEL:

Doug Steinhardt, Florio, Perrucci, Steinhardt & Cappelli, New Jersey
Jonathan Bloom, Stradley Ronon, Pennsylvania
John Casey, Chiesa Shahnian & Giantomasi, New Jersey

GOVERNORS REPRESENTATIVES:

Rudy Rodas, NJ Governor's Office
Nedia Ralston, PA Governor's Office

COMMISSION STAFF MEMBERS:

Joseph J. Resta, Executive Director
Roy Little, Chief Engineer
Arnold Conoline, Chief Administrative Officer
Joseph Donnelly, Deputy Executive Director of Communications
James Petrino, Chief Financial Officer
Qiyang Zhao, Comptroller

DELAWARE RIVER JOINT TOLL BRIDGE COMMISSION

Meeting of May 24, 2021

William Wright, First Senior Director of Operations
Charles Stracciolini, Program Manager of Technology
John Bencivengo, Director of Information Technology
Joanna Cruz, Human Resources Director
Heather McConnell, Administrative Generalist Executive Office

PROFESSIONAL ASSOCIATES:

Alex Styer, Bellevue Communications

OTHERS:

ROLL CALL

Joseph Resta, Executive Director, in his capacity as Secretary for this Meeting called the roll, and at the conclusion thereof, reported that there was a quorum present-there being five members present from the Commonwealth of Pennsylvania and five members present from the State of New Jersey.

WELCOMING REMARKS OF THE EXECUTIVE DIRECTOR

Executive Director Resta welcomed those persons whose identities are set forth hereinabove under "Appearances".

INTRODUCE ANY COMMENTS FROM THE PUBLIC

Executive Director Resta addressed the meeting and invited any comments from the public on items pertaining to today's Agenda. No questions were presented.

EXECUTIVE DIRECTORS REPORT

Joseph Resta, Executive Director, addressed the meeting and said;

Good Morning Commissioners, the Delaware River Joint Toll Bridge Commission has certainly gone through some turbulent times since May of 2020. This time last year, before much was known about the effects and transmission of COVID-19, toll agencies were scrambling to mitigate the: loss of traffic, lock-downs, recession, staffing issues due to illness, protecting workers and the public with Personal Protective Equipment that faced steep supply chain issues, and maintaining vital services without knowing when things could return to "normal". In the past 12 months, Commissioners have enacted an Emergency Declaration, putting the Bridge Commission's operations into the Continuity of Operations Essential Plan, diverted resources to combat the pandemic in the workplace, shifted available workers to work-from home where possible, and shored up the Commission's finances into the foreseeable future with its first toll

DELAWARE RIVER JOINT TOLL BRIDGE COMMISSION

Meeting of May 24, 2021

adjustment in 10 years. Now we are working through a new “normal”, and steady Board of Commissioners leadership plays a big part in that. The primary focus of today’s Annual Meeting of the Delaware River Joint Toll Bridge Commission is its annual Election of Officers, rooted in its Bylaws, going back to the 1930’s when the country was in the midst of the Depression and the two States passed legislation creating the Commission, which was ultimately enacted by the US Congress under the Compact Clause to the Constitution. It is with that history in mind that we meet today.

Thank you Commissioners, this concludes my report.

APPROVAL OF MINUTES FOR COMMISSION MEETING HELD APRIL 26, 2021

R: 4473-05-21-ADM-01-05-21

Executive Director Resta addressed the meeting and requested the adoption of a Resolution approving the Minutes of the Commission Meeting held April 26, 2021.

At the conclusion of the review, Commissioner Grace moved and Commissioner Ciesla seconded the adoption of the following Resolution:

"RESOLVED, by the Delaware River Joint Toll Bridge Commission at its Regular Meeting assembled this 24th day of May 2021 that the Minutes of the Commission Meeting held on April 26, 2021 be and the same hereby are approved."

Executive Director Resta was requested to conduct a Roll Call Vote.

<u>NEW JERSEY</u>	<u>Yes</u>	<u>No</u>	<u>PENNSYLVANIA</u>	<u>Yes</u>	<u>No</u>
Mr. Komjathy	X		Mr. Shahid	X	
Ms. Ciesla	X		Ms. Zanelli	X	
Mr. Van Vliet	X		Mr. Christy	X	
Ms. Laurenti	X		Mr. Grace	X	
Mr. Lavery	X		Ms. Janvey	X	

Executive Director Resta reported that there were five affirmative votes from New Jersey, and five affirmative votes from Pennsylvania.

Executive Director Resta then invited any further questions on the Resolution. No further questions were presented and the Resolution was unanimously adopted.

APPROVAL OF OPERATIONS REPORT-MONTH OF APRIL 2021

R: 4474-05-21-ADM-02-05-21

Executive Director Resta addressed the meeting and asked if there were any questions on any of the reports contained in the “Operations Report”.

DELAWARE RIVER JOINT TOLL BRIDGE COMMISSION

Meeting of May 24, 2021

At the conclusion of the review, Commissioner Van Vliet moved and Commissioner Christy seconded the adoption of the following Resolution:

“RESOLVED, by the Delaware River Joint Toll Bridge Commission at its’ Regular Meeting assembled this 24th day of May 2021 that the Operations Report, which reflects Commission activity for the month of April 2021 is hereby approved.”

Executive Director Resta was requested to conduct a Roll Call Vote.

<u>NEW JERSEY</u>	<u>Yes</u>	<u>No</u>	<u>PENNSYLVANIA</u>	<u>Yes</u>	<u>No</u>
Mr. Komjathy	X		Mr. Shahid	X	
Ms. Ciesla	X		Ms. Zanelli	X	
Mr. Van Vliet	X		Mr. Christy	X	
Ms. Laurenti	X		Mr. Grace	X	
Mr. Lavery	X		Ms. Janvey	X	

Executive Director Resta reported that there were five affirmative votes from New Jersey, and five affirmative votes from Pennsylvania.

Executive Director Resta then invited any further questions on the Resolution. No further questions were presented and the Resolution was unanimously adopted.

SALARY ADJUSTMENT FOR PART-TIME TOLL COLLECTOR, OPERATIONS/MAINTENANCE & TOLL OPERATIONS

R: 4475-05-21- FIN-01-05-21

Executive Director Resta addressed the Meeting and asked the Commission Members if, after their review, there were any questions.

At the conclusion of the review, Vice Chair Janvey moved and Commissioner Laurenti seconded the adoption of the following Resolution,

“RESOLVED, by the Delaware River Joint Toll Bridge Commission at its Regular Meeting assembled this 24th day of May 2021, the Commission authorizes the Executive Director to adjust the hourly rate of compensation paid to Part-Time Toll Collectors throughout the Commission to \$13.50 per hour and to allow for increases in accordance with the following pay structure:

Part-Time Employees Hired before May 24, 2021

First Increase: \$14.00

Minimum Qualification for First Increase:

Completion of 300 worked hours from part-time hire date

Satisfactory evaluation

Second Increase: \$15.00

DELAWARE RIVER JOINT TOLL BRIDGE COMMISSION

Meeting of May 24, 2021

Minimum Qualification for Second Increase
Completion of 600 worked hours from part-time hire date
Satisfactory evaluation.

Part-Time Employees Hired on or after May 24, 2021

First Increase: \$14.00

Minimum Qualification for First Increase:
Completion of 300 worked hours from part-time hire date
Satisfactory evaluation

Second Increase: \$15.00

Minimum Qualification for Second Increase
Completion of 600 worked hours from part-time hire date
Satisfactory evaluation

Executive Director Resta was requested to conduct a Roll Call Vote.

<u>NEW JERSEY</u>	<u>Yes</u>	<u>No</u>	<u>PENNSYLVANIA</u>	<u>Yes</u>	<u>No</u>
Mr. Komjathy	X		Mr. Shahid	X	
Ms. Ciesla	X		Ms. Zanelli	X	
Mr. Van Vliet	X		Mr. Christy	X	
Ms. Laurenti	X		Mr. Grace	X	
Mr. Lavery	X		Ms. Janvey	X	

Executive Director Resta reported that there were five affirmative votes from New Jersey, and five affirmative votes from Pennsylvania.

Executive Director Resta then invited any further questions on the Resolution. No further questions were presented and the Resolution was unanimously adopted.

APPROVAL FOR RETIREMENT BENEFITS, KEITH ZWICKER, BRIDGE SECURITY MANAGER, PUBLIC SAFETY & BRIDGE SECURITY

R: 4476-05-21-PER-01-05-21

Executive Director Resta addressed the Meeting and asked the Commission Members if, after their review, there were any questions.

At the conclusion of the review, Commissioner Ciesla with much regret moved and Commissioner Shahid seconded the adoption of the following Resolution:

“**RESOLVED**, by the Delaware River Joint Toll Bridge Commission at its’ Regular Meeting assembled this 24th day of May 2021 that, subject to applicable practices and procedures, the Commission approves the provision of retirement benefits to Keith Zwicker who is to retire on July 10, 2021.”

DELAWARE RIVER JOINT TOLL BRIDGE COMMISSION

Meeting of May 24, 2021

Executive Director Resta was requested to conduct a Roll Call Vote.

<u>NEW JERSEY</u>	<u>Yes</u>	<u>No</u>	<u>PENNSYLVANIA</u>	<u>Yes</u>	<u>No</u>
Mr. Komjathy	X		Mr. Shahid	X	
Ms. Ciesla	X		Ms. Zanelli	X	
Mr. Van Vliet	X		Mr. Christy	X	
Ms. Laurenti	X		Mr. Grace	X	
Mr. Lavery	X		Ms. Janvey	X	

Executive Director Resta reported that there were five affirmative votes from New Jersey, and five affirmative votes from Pennsylvania.

Executive Director Resta then invited any further questions on the Resolution. No further questions were presented and the Resolution was unanimously adopted.

APPROVAL FOR RETIREMENT BENEFITS, CHERI MELLOTT, TOLL COLLECTOR, CENTRAL REGION

R: 4477-05-21- PER-02-05-21

Executive Director Resta addressed the Meeting and asked the Commission Members if, after their review, there were any questions.

At the conclusion of the review, Commissioner Zanelli moved and Commissioner Komjathy seconded the adoption of the following Resolution:

"**RESOLVED**, by the Delaware River Joint Toll Bridge Commission at its Regular Meeting assembled this 24th day of May 2021 that, subject to applicable practices and procedures, the Commission approves the provision of retirement benefits to Cheri Mellott who is to retire on June 1, 2021."

Executive Director Resta was requested to conduct a Roll Call Vote.

<u>NEW JERSEY</u>	<u>Yes</u>	<u>No</u>	<u>PENNSYLVANIA</u>	<u>Yes</u>	<u>No</u>
Mr. Komjathy	X		Mr. Shahid	X	
Ms. Ciesla	X		Ms. Zanelli	X	
Mr. Van Vliet	X		Mr. Christy	X	
Ms. Laurenti	X		Mr. Grace	X	
Mr. Lavery	X		Ms. Janvey	X	

Executive Director Resta reported that there were five affirmative votes from New Jersey, and five affirmative votes from Pennsylvania.

Executive Director Resta then invited any further questions on the Resolution. No further questions were presented and the Resolution was unanimously adopted.

DELAWARE RIVER JOINT TOLL BRIDGE COMMISSION

Meeting of May 24, 2021

APPROVAL FOR PAYMENT OF INVOICES

CHIESA, SHAHINIAN & GIANTOMASI, NJ LABOR COUNSEL

R: 4478-05-21- ACCT -01-05-21

Executive Director Resta addressed the Meeting and asked the Commission Members if, after their review, there were any questions.

At the conclusion of the review, Chairman Lavery and Vice Chair Janvey seconded the adoption of the following Resolution:

“RESOLVED, by the Delaware River Joint Toll Bridge Commission at its Regular Meeting assembled this 24th day of May 2021, via this Resolution, authorizes payment of invoices #528097 and #528098 in the total amount due of \$ 5,013.32 for professional services rendered to Chiesa, Shahinian & Giantomasi, New Jersey Labor Counsel.

“RESOLVED: Identifying the Operating Fund as the source of funds required for any and all disbursements.”

Executive Director Resta was requested to conduct a Roll Call Vote.

<u>NEW JERSEY</u>	<u>Yes</u>	<u>No</u>	<u>PENNSYLVANIA</u>	<u>Yes</u>	<u>No</u>
Mr. Komjathy	X		Mr. Shahid	X	
Ms. Ciesla	X		Ms. Zanelli	X	
Mr. Van Vliet	X		Mr. Christy	X	
Ms. Laurenti	X		Mr. Grace	X	
Mr. Lavery	X		Ms. Janvey	X	

Executive Director Resta reported that there were five affirmative votes from New Jersey, and five affirmative votes from Pennsylvania.

Executive Director Resta then invited any further questions on the Resolution. No further questions were presented and the Resolution was unanimously adopted.

APPROVAL FOR PAYMENT OF INVOICES

FLORIO, PERRUCCI, STEINHARDT AND CAPPELLI, NJ LEGAL COUNSEL

R: 4479-05-21- ACCT -02-05-21

Executive Director Resta addressed the Meeting and asked the Commission Members if, after their review, there were any questions.

At the conclusion of the review, Chairman Lavery and Vice Chair Janvey seconded the adoption of the following Resolution:

“RESOLVED, by the Delaware River Joint Toll Bridge Commission at its Regular Meeting assembled this 24th day of May 2021, via this Resolution, authorizes payment of invoices

DELAWARE RIVER JOINT TOLL BRIDGE COMMISSION

Meeting of May 24, 2021

#196049, #197118, #196471 and #197119 in the total amount due of \$ 4,631.82 for Capital and Non-Capital Professional Services to Florio, Perrucci, Steinhardt and Cappelli, NJ Legal Counsel..

“RESOLVED: Identifying the Operating Fund as the source of funds required for any and all disbursements.”

Executive Director Resta was requested to conduct a Roll Call Vote.

<u>NEW JERSEY</u>	<u>Yes</u>	<u>No</u>	<u>PENNSYLVANIA</u>	<u>Yes</u>	<u>No</u>
Mr. Komjathy	X		Mr. Shahid	X	
Ms. Ciesla	X		Ms. Zanelli	X	
Mr. Van Vliet	X		Mr. Christy	X	
Ms. Laurenti	X		Mr. Grace	X	
Mr. Lavery	X		Ms. Janvey	X	

Executive Director Resta reported that there were five affirmative votes from New Jersey, and five affirmative votes from Pennsylvania.

Executive Director Resta then invited any further questions on the Resolution. No further questions were presented and the Resolution was unanimously adopted.

APPROVAL FOR PAYMENT OF INVOICES STRADLEY RONON, PA LABOR COUNSEL

R: 4480-05-21- ACCT -03-05-21

Executive Director Resta addressed the Meeting and asked the Commission Members if, after their review, there were any questions.

At the conclusion of the review, Chairman Lavery and Vice Chair Janvey seconded the adoption of the following Resolution:

“RESOLVED, by the Delaware River Joint Toll Bridge Commission at its Regular Meeting assembled this 24th day of May 2021, via this Resolution, authorization for payment of invoices #21022122, and #21022123 in the total amount of \$ 12,260.00 for Services Rendered to Stradley Ronon, PA Labor Counsel.

“RESOLVED: Identifying the Operating Fund as the source of funds required for any and all disbursements.”

DELAWARE RIVER JOINT TOLL BRIDGE COMMISSION

Meeting of May 24, 2021

Executive Director Resta was requested to conduct a Roll Call Vote.

<u>NEW JERSEY</u>	<u>Yes</u>	<u>No</u>	<u>PENNSYLVANIA</u>	<u>Yes</u>	<u>No</u>
Mr. Komjathy	X		Mr. Shahid	X	
Ms. Ciesla	X		Ms. Zanelli	X	
Mr. Van Vliet	X		Mr. Christy	X	
Ms. Laurenti	X		Mr. Grace	X	
Mr. Lavery	X		Ms. Janvey	X	

Executive Director Resta reported that there were five affirmative votes from New Jersey, and five affirmative votes from Pennsylvania.

Executive Director Resta then invited any further questions on the Resolution. No further questions were presented and the Resolution was unanimously adopted.

APPROVAL FOR PAYMENT OF INVOICES ARCHER LAW, PA LEGAL COUNSEL

R: 4481-05-21- ACCT -04-05-21

Executive Director Resta addressed the Meeting and asked the Commission Members if, after their review, there were any questions.

At the conclusion of the review, Chairman Lavery and Vice Chair Janvey seconded the adoption of the following Resolution:

“**RESOLVED**, by the Delaware River Joint Toll Bridge Commission at its Regular Meeting assembled this 24th day of May 2021, via this Resolution, authorization for payment of invoices #21022122, and #21022123 in the total amount of \$800.00 for Professional Services Rendered..

“**RESOLVED:** Identifying the Operating Fund as the source of funds required for any and all disbursements.”

Executive Director Resta was requested to conduct a Roll Call Vote.

<u>NEW JERSEY</u>	<u>Yes</u>	<u>No</u>	<u>PENNSYLVANIA</u>	<u>Yes</u>	<u>No</u>
Mr. Komjathy	X		Mr. Shahid	X	
Ms. Ciesla	X		Ms. Zanelli	X	
Mr. Van Vliet	X		Mr. Christy	X	
Ms. Laurenti	X		Mr. Grace	X	
Mr. Lavery	X		Ms. Janvey	X	

Executive Director Resta reported that there were five affirmative votes from New Jersey, and five affirmative votes from Pennsylvania.

DELAWARE RIVER JOINT TOLL BRIDGE COMMISSION

Meeting of May 24, 2021

Executive Director Resta then invited any further questions on the Resolution. No further questions were presented and the Resolution was unanimously adopted.

ELECTION OF OFFICERS

Executive Director Resta addressed the meeting and said:

"We have now progressed our Meeting to the point where we undertake the Annual Election of Officers. The Executive Director now requests the Chairperson of the 'Nominating Committee', to introduce the nominations to fill the office of, Chair, Vice Chair, Secretary, and Treasurer, to serve for the ensuing year."

Commissioner Laurenti addressed the meeting and said:

"Mr. Executive Director, the 'Nominating Committee' has convened, and we have fully discussed all of the ramifications involved in our efforts to achieve consensus on those Commission Members who are to be nominated and elected to office of Chair, Vice Chair, Secretary, and Treasurer for the ensuing year."

NOMINATION FOR MICHAEL LAVERY AS CHAIRMAN

R: 4482-05-21

"Mr. Executive Director the Nominating Committee has recommended that we nominate The Honorable Michael Lavery, a Member of the Commission from the State of New Jersey, to serve as the Commission's Chairman for the ensuing year. May I have a motion, please?"

Commissioner Van Vliet addressed the meeting and said:

So Moved.

Commissioner Laurenti addressed the meeting and said:

Thank you. That has been moved by Commissioner Van Vliet. May I have a second, please?"

Commissioner Ciesla addressed the meeting and said:

Second.

DELAWARE RIVER JOINT TOLL BRIDGE COMMISSION

Meeting of May 24, 2021

Commissioner Laurenti addressed the meeting and stated:

The motion has been moved by Commissioner Ciesla. Is there any discussion? I do have a statement. For most of the Commission's history, the chairperson rotated every year between Commissioners, between regions and even between states. Only at the turn of this century did the chair begin to stick with multiple re-elections for the past 20 years for the same county up river of both political parties. I think Chairman Lavery has chaired the Commission fairly. My vote will not be against him, but a vote to start our consideration of resetting these recent, quote, unquote, new traditions and assure geographic equity in our leadership. Thank you.

The nomination was moved by Commissioner Van Vliet and seconded by Commissioner Ciesla

Executive Director Resta was requested to conduct a Roll Call Vote.

<u>NEW JERSEY</u>	<u>Yes</u>	<u>No</u>	<u>PENNSYLVANIA</u>	<u>Yes</u>	<u>No</u>
Ms. Ciesla	X		Mr. Shahid	X	
Mr. Van Vliet	X		Ms. Zanelli	X	
Mr. Lavery	X		Mr. Christy	X	
Ms. Laurenti		X	Mr. Grace	X	
Mr. Komjathy	X		Ms. Janvey	X	

Executive Director Resta reported that there were four affirmative votes from New Jersey, and five affirmative votes from Pennsylvania.

Executive Director Resta then invited any further questions on the Resolution. No further questions were presented and the Resolution was adopted.

NOMINATION FOR PAMELA JANVEY AS VICE CHAIR

R: 4483-05-21

"Mr. Executive Director the Nominating Committee has recommended that we nominate The Honorable Pamela Janvey, a Member of the Commission from the Commonwealth of Pennsylvania, to serve as the Commission's Vice Chair for the ensuing year. May I have a motion?"

Commissioner Grace addressed the meeting and said:

I move the Motion.

Commissioner Laurenti addressed the meeting and said:

I can't figure out who you are. You all so eager to jump in there.

DELAWARE RIVER JOINT TOLL BRIDGE COMMISSION

Meeting of May 24, 2021

Chairman Lavery addressed the meeting and stated:

I will defer to my friends on the other side of the river.

Commissioner Laurenti addressed the meeting and stated:

So the motion was made by Commissioner Grace. May I have a second?

Commissioner Christy addressed the meeting and said:

Seconded by Christy.

Commissioner Laurenti addressed the meeting and said:

Seconded by Commissioner Christy. Thank you for taking the initiative across the river. Is there any discussion?

The nomination was moved by Commissioner Grace and seconded by Commissioner Christy.

Executive Director Resta was requested to conduct a Roll Call Vote.

<u>NEW JERSEY</u>	<u>Yes</u>	<u>No</u>	<u>PENNSYLVANIA</u>	<u>Yes</u>	<u>No</u>
Ms. Ciesla	X		Mr. Shahid	X	
Mr. Van Vliet	X		Ms. Zanelli	X	
Mr. Lavery	X		Mr. Christy	X	
Ms. Laurenti	X		Mr. Grace	X	
Mr. Komjathy	X		Ms. Janvey	X	

Executive Director Resta reported that there were five affirmative votes from New Jersey, and five affirmative votes from Pennsylvania.

Executive Director Resta then invited any further questions on the Resolution. No further questions were presented and the Resolution was unanimously adopted.

NOMINATION FOR DANIEL GRACE AS SECRETARY

R: 4484-05-21

"Mr. Executive Director, the Nominating Committee has recommended that we nominate The Honorable Daniel Grace, a Member of the Commission from the Commonwealth of Pennsylvania, to serve as the Commission's Secretary for the ensuing year.

DELAWARE RIVER JOINT TOLL BRIDGE COMMISSION

Meeting of May 24, 2021

Commissioner Laurenti addressed the meeting and said:

May I have a motion, please?

Vice Chair Janvey addressed the meeting and said:

So moved.

Commissioner Laurenti addressed the meeting and said:

*I think I actually heard Commissioner Janvey make that motion.
May I have a second?*

Chairman Lavery addressed the meeting and said:

Second.

Commissioner Laurenti addressed the meeting and said:

I hear Commissioner Lavery make the second. Is there any discussion? Thank you.

The nomination was moved by Vice Chair Janvey and seconded by Chairman Lavery.

Executive Director Resta was requested to conduct a Roll Call Vote.

<u>NEW JERSEY</u>	<u>Yes</u>	<u>No</u>	<u>Abstain</u>	<u>PENNSYLVANIA</u>	<u>Yes</u>	<u>No</u>	<u>Abstain</u>
Ms. Ciesla	X			Mr. Shahid	X		
Mr. Van Vliet	X			Ms. Zanelli	X		
Mr. Lavery	X			Mr. Christy	X		
Ms. Laurenti	X			Mr. Grace			X
Mr. Komjathy	X			Ms. Janvey	X		

Executive Director Resta reported that there were five affirmative votes from New Jersey, and four affirmative votes from Pennsylvania.

Executive Director Resta then invited any further questions on the Resolution. No further questions were presented and the Resolution was adopted.

NOMINATION FOR YUKI MOORE LAURENTI AS TREASURER

R: 4485-05-21

"Mr. Executive Director, the Nominating Committee has recommended that we nominate The Honorable Yuki Moore Laurenti, a Member of the Commission

DELAWARE RIVER JOINT TOLL BRIDGE COMMISSION

Meeting of May 24, 2021

from the State of New Jersey, to serve as the Commission's Treasurer for the ensuing year. May I have a motion please?

Commissioner Komjathy addressed the meeting and said:

I'll make the motion.

Commissioner Laurenti addressed the meeting and said:

Thank you. Motion by Commissioner Komjathy. May I have a second?

Chairman Lavery addressed the meeting and said:

Second.

Commissioner Laurenti addressed the meeting and said:

*Commissioner Lavery has actually made that second. Is there any discussion?
Thank you. I turn this over to the Executive Director.*

The nomination was moved by Commissioner Komjathy and seconded by Chairman Lavery.

Executive Director Resta was requested to conduct a Roll Call Vote.

<u>NEW JERSEY</u>	<u>Yes</u>	<u>No</u>	<u>Abstain</u>	<u>PENNSYLVANIA</u>	<u>Yes</u>	<u>No</u>	<u>Abstain</u>
Ms. Ciesla	X			Mr. Shahid	X		
Mr. Van Vliet	X			Ms. Zanelli	X		
Mr. Lavery	X			Mr. Christy	X		
Ms. Laurenti			X	Mr. Grace	X		
Mr. Komjathy	X			Ms. Janvey	X		

Executive Director Resta reported that there were four affirmative votes from New Jersey, and five affirmative votes from Pennsylvania.

Executive Director Resta then invited any further questions on the Resolution. No further questions were presented and the Resolution was adopted.

Executive Director Resta addressed the meeting and said:

Chairperson Laurenti, before we move on, I believe we would take a vote for those four nominations. We could do roll call voting or you could just pass voting a yes, no, abstention.

DELAWARE RIVER JOINT TOLL BRIDGE COMMISSION

Meeting of May 24, 2021

Commissioner Laurenti addressed the meeting and said:

Thank you. I'm sorry. I did skip that. So let us go back then, please.

***Secretaries note, the above roll call voting was conducted and is reflected under each resolution above.**

CLOSURE OF THE OFFICER NOMINATIONS

R: 4486-05-21

Executive Director Resta addressed the meeting and said.

Thank you Madam Chairperson, the nominations for the Offices of Chairman, Vice Chair, Secretary, and Treasurer have been made I request a motion to close the nominations for said offices:

The motion was moved by Commissioner Van Vliet and Seconded by Commissioner Laurenti.

Executive Director Resta was requested to conduct a Roll Call Vote.

<u>NEW JERSEY</u>	<u>Yes</u>	<u>No</u>	<u>PENNSYLVANIA</u>	<u>Yes</u>	<u>No</u>
Ms. Ciesla	X		Mr. Shahid	X	
Mr. Van Vliet	X		Ms. Zanelli	X	
Mr. Lavery	X		Mr. Christy	X	
Ms. Laurenti	X		Mr. Grace	X	
Mr. Komjathy	X		Ms. Janvey	X	

Executive Director Resta reported that there were five affirmative votes from New Jersey, and five affirmative votes from Pennsylvania.

Executive Director Resta then invited any further questions on the Resolution. No further questions were presented and the Resolution was unanimously adopted.

CASTING OF THE OFFICER BALLOT

R: 4487-05-21

Executive Director Resta then addressed the meeting and stated that since the nomination for the Offices of CHAIRMAN, VICE CHAIR, SECRETARY, and TREASURER have been made, and since no additional nominations have been made for anyone other than the Honorable MICHAEL LAVERY for Chairman, the Honorable PAMELA JANVEY for Vice Chair, the Honorable DANIEL GRACE for Secretary, and the Honorable YUKI MOORE LAURENTI for Treasurer, and further, since motions have been passed authorizing closure of the nominations,

DELAWARE RIVER JOINT TOLL BRIDGE COMMISSION

Meeting of May 24, 2021

since the nominations were unopposed, I respectfully request the adoption of a Resolution casting the ballot for the Office of Chairman, Vice Chair, Secretary, and Treasurer.

Commissioner Grace moved and Commissioner Van Vliet seconded the adoption of the following Resolution:

"WHEREAS, the By-Laws of the Delaware River Joint Toll Bridge Commission, adopted at its Regular Meeting in 1956 and amended in 1962, 1965, 1969 and 1970, among other things, require the holding of an "Annual Meeting" in May of each year, at which time, the election of the Commission Members to the Offices of Chairman, Vice Chair, Secretary, and Treasurer may take place; and

"WHEREAS, the Delaware River Joint Toll Bridge Commission has convened on this 24th day of May 2021, in compliance with the By-Laws; and

"WHEREAS, the Commission's By-Laws also provide that the 'Nominating Committee' of the Commission shall consist of all the Commissioners, except the Commissioners holding the Offices of the Chairman, and Vice Chairman; and

"WHEREAS, MICHAEL LAVERY, a member of the State of New Jersey, has been nominated for Chairman, PAMELA JANVEY, a member from the Commonwealth of Pennsylvania, has been nominated for Vice Chair, DANIEL GRACE, a member from the Commonwealth of Pennsylvania, has been nominated for Secretary, and YUKI MOORE LAURENTI, a member of the State of New Jersey has been nominated for Treasurer to serve in such Offices for the ensuing year; and

"WHEREAS, no further nominations for the said Offices were made, and motions authorizing Closure of said nomination was passed; and

"WHEREAS, the Commission Members, by the above-described actions have indicated their intent to elect MICHAEL LAVERY as Chairman, PAMELA JANVEY, as Vice Chair, DANIEL GRACE, as Secretary, and YUKI MOORE LAURENTI, as Treasurer; and

"NOW THEREFORE, BE IT RESOLVED, by the Delaware River Joint Toll Bridge Commission at this "Annual Meeting" assembled this 24th day of May 2021, that Commissioner Laurenti, in her capacity as Chairperson of the Nominating Committee, for this "Annual Meeting" hereby is authorized and directed, on behalf of the Commission Members, to cast a ballot for MICHAEL LAVERY, who will serve as Chairman, PAMELA JANVEY, who will serve as Vice Chair, DANIEL GRACE, who will serve as Secretary, and YUKI MOORE LAURENTI, who will service as Treasurer of the Delaware River Joint Toll Bridge Commission for the ensuing year, and the said officers will (effective immediately) assume all authorities, powers and duties vested respectively as the Chairman, Vice Chairman, Secretary, and Treasurer as set forth in (1) the By-Laws of the Commission; (2) the Minutes of previous Commission Meetings; and (3) the Trust Indenture."

DELAWARE RIVER JOINT TOLL BRIDGE COMMISSION

Meeting of May 24, 2021

Executive Director Resta was requested to conduct a Roll Call Vote.

<u>NEW JERSEY</u>	<u>Yes</u>	<u>No</u>	<u>PENNSYLVANIA</u>	<u>Yes</u>	<u>No</u>
Ms. Ciesla	X		Mr. Shahid	X	
Mr. Van Vliet	X		Ms. Zanelli	X	
Mr. Lavery	X		Mr. Christy	X	
Ms. Laurenti	X		Mr. Grace	X	
Mr. Komjathy	X		Ms. Janvey	X	

Executive Director Resta reported that there were five affirmative votes from New Jersey, and five affirmative votes from Pennsylvania.

Executive Director Resta then invited any further questions on the Resolution. No further questions were presented and the Resolution was unanimously adopted.

INVITE ANY COMMENTS FROM THE PUBLIC

Executive Director Resta invited any Comments from the public.

SCHEDULING OF THE JUNE 28, 2021 MEETING.

Executive Director Resta addressed the Meeting and stated that the Commission's next meeting will be the scheduled to be held Monday, June 28, 2021.

This meeting will be called to Order at 10:30 a.m. at the Scudder Falls Administration Building, 1199 Woodside Road, Yardley, PA 19067.

Executive Director Resta assured the Commission Members that an “Official Notice of Meeting” would be forwarded to each and every Member of the Commission.

ADJOURNMENT

Executive Director Resta invited a motion for Adjournment.

Vice Chair Janvey addressed the meeting and said:

If I may first thank the staff for all the work they did on the pay schedule for part timers.

Executive Director Resta addressed the meeting and said:

Thank you, Commissioner Janvey.

DELAWARE RIVER JOINT TOLL BRIDGE COMMISSION

Meeting of May 24, 2021

Vice Chair Janvey addressed the meeting and said:

I think it's a very important part of what we're doing.

Commissioner Christy then moved that the Meeting be adjourned and Commissioner Van Vliet seconded the motion. The voice vote was unanimously affirmative and the Meeting was adjourned at 10:56 am, Monday, May 24, 2021.

Prepared and submitted by:



HEATHER MCCONNELL

Administrative Generalist Executive Offices

Attested by:



ARNOLD J. CONOLINE

Assistant Secretary/Treasurer

Approved by:



JOSEPH J. RESTA

Executive Director

DELAWARE RIVER JOINT TOLL BRIDGE COMMISSION

Meeting of May 24, 2021

FINANCE

The following Pages reflect the reports on those items assigned to the Finance Department. Each item is reported separately and page numbered accordingly.

DELAWARE RIVER JOINT TOLL BRIDGE COMMISSION

Meeting of May 24, 2021

SUBJECT	DESCRIPTION	PAGE NUMBER
Accounting	Status of Cash Balances at April 30, 2021	1
Accounting	Status of Bond Retirement at April 30, 2021	2
Accounting	Status of Investments at April 30, 2021	3-6
Accounting	Status of Toll Traffic and Revenue & Toll Supported Traffic Month of April 2021 Compared with Month of April 2020	7-22
Accounting	Statistical Summary of Expenditures on Toll Bridges and Toll Supported Bridges Accounts for the Period April 1, 2021 through April 30, 2021	23-31
Accounting	Statement of Revenue and Expenses: Four Months Period ending April 30, 2021	32

DELAWARE RIVER JOINT TOLL BRIDGE COMMISSION

Meeting of May 24, 2021

**There follows Cash Balances of the Commission at April 30, 2021 for the
information and review of the Members:**

COMMISSION CASH DEPOSITS

Wells Fargo Bank, N. A.

Revenue Fund	9,915,671
--------------	-----------

Payroll Fund	128,653
--------------	---------

Insurance Clearing Account	750,000
----------------------------	---------

TOTAL	\$ 10,794,324
--------------	----------------------

CASH DEPOSIT GUARANTEES

Wells Fargo Bank

PA ACT 72

FULL BALANCE

DELAWARE RIVER JOINT TOLL BRIDGE COMMISSION

Meeting of May 24, 2021

STATUS OF BRIDGE REVENUE BONDS AT APRIL 30, 2021

SERIES 2012A				SERIES 2015			SERIES 2017			SERIES 2019A			SERIES 2019B			Total	
Maturity	Yield	Principal Amount	Maturities & Calls	Yield	Principal Amount	Maturities & Calls	Yield	Principal Amount	Maturities & Calls	Yield	Principal Amount	Maturities & Calls	Yield	Principal Amount	Maturities & Calls	Average Yield	Remaining Outstanding
7/1/2012																	
7/1/2013	0.35%	4,435,000	4,435,000														
7/1/2014		N/A															
7/1/2015		N/A															
7/1/2016	0.85%	1,030,000	1,030,000														
7/1/2017	1.09%	1,065,000	1,065,000														
7/1/2018	1.33%	1,100,000	1,100,000														
7/1/2019	1.61%	1,145,000	1,145,000	0	2,410,000	2,410,000											
7/1/2020	1.90%	1,195,000	1,195,000	1.62%	2,540,000	2,540,000	1.00%	945,000	945,000	1.17%	505,000	505,000	1.17%	6,015,000	6,015,000		-
7/1/2021	2.14%	6,825,000		1.86%	2,540,000		1.00%	875,000		1.20%	435,000		1.20%	5,945,000		1.68%	16,620,000
7/1/2022	2.33%	4,000,000		2.10%	2,695,000		1.81%	1,740,000		1.23%	455,000		1.23%	6,255,000		1.74%	15,145,000
7/1/2022	2.33%	3,165,000								0.00%						2.33%	3,165,000
7/1/2023	2.50%	7,445,000		2.34%	2,795,000		2.03%	1,865,000		1.25%	480,000		1.25%	6,565,000		1.97%	19,150,000
7/1/2024	2.60%	7,815,000	7,815,000	2.43%	2,935,000		2.31%	1,970,000		1.31%	8,015,000		1.31%	6,830,000		1.58%	19,750,000
7/1/2025	2.67%	8,205,000	8,205,000	2.55%	3,015,000		2.52%	1,070,000		1.40%	8,170,000		1.40%	7,195,000		1.64%	19,450,000
7/1/2026	2.73%	5,000,000	5,000,000	2.73%	3,180,000					1.49%	8,585,000		1.49%	7,515,000		1.69%	19,280,000
7/1/2026	3.01%	3,620,000	3,620,000														-
7/1/2027	3.06%	7,015,000	7,015,000	3.10%	4,540,000		2.80%	20,000		1.59%	5,800,000		1.59%	7,880,000		1.97%	18,240,000
7/1/2027	3.12%	2,000,000														3.12%	2,000,000
7/1/2028	3.17%	9,355,000	9,355,000	3.28%	3,380,000		2.95%	35,000		1.69%	9,410,000		1.69%	8,300,000		1.95%	21,125,000
7/1/2029	3.21%	1,345,000		3.04%	3,480,000	3,480,000	3.08%	8,380,000		1.77%	3,725,000		1.77%	8,670,000		2.35%	22,120,000
7/1/2030	3.27%	1,385,000		3.10%	3,670,000	3,670,000	3.19%	8,845,000		1.85%	3,930,000		1.85%	9,045,000		2.45%	23,205,000
7/1/2031		N/A		3.14%	3,785,000	3,785,000	3.27%	10,765,000		1.91%	4,055,000		1.91%	9,520,000		2.51%	24,340,000
7/1/2032		N/A		3.55%	545,000		3.35%	14,735,000		1.97%	725,000		1.97%	9,995,000		2.79%	26,000,000
7/1/2033		N/A		3.56%	10,595,000		3.41%	15,715,000		2.09%	760,000					3.43%	27,070,000
7/1/2034		N/A		3.60%	11,020,000		3.47%	16,500,000		2.16%	800,000					3.48%	28,320,000
7/1/2035		N/A		3.64%	11,460,000		3.52%	17,325,000		2.21%	835,000					3.53%	29,620,000
7/1/2036		N/A		3.73%	11,920,000		3.56%	18,190,000		2.25%	880,000					3.59%	30,990,000
7/1/2037		N/A			N/A		3.59%	22,015,000		2.29%	925,000					3.54%	22,940,000
7/1/2038		N/A			N/A		3.64%	23,115,000		2.32%	970,000					3.59%	24,085,000
7/1/2039		N/A			N/A		3.64%	24,270,000		2.35%	1,020,000					3.59%	25,290,000
7/1/2040		N/A			N/A		3.64%	25,485,000		2.50%	1,070,000					3.59%	26,555,000
7/1/2041		N/A			N/A		3.64%	26,760,000		2.50%	1,125,000					3.59%	27,885,000
7/1/2042		N/A			N/A		3.64%	28,100,000		2.50%	1,180,000					3.59%	29,280,000
7/1/2043		N/A			N/A		3.69%	15,930,000		2.50%	1,240,000					3.60%	17,170,000
7/1/2043		N/A			N/A		4.04%	13,575,000								4.04%	13,575,000
7/1/2044		N/A			N/A		3.69%	16,590,000		2.50%	1,300,000					3.60%	17,890,000
7/1/2044		N/A			N/A		4.04%	14,255,000								4.04%	14,255,000
7/1/2045		N/A			N/A		3.69%	17,275,000		3.04%	1,365,000					3.64%	18,640,000
7/1/2045		N/A			N/A		4.04%	14,965,000								4.04%	14,965,000
7/1/2046		N/A			N/A		3.69%	17,990,000		3.04%	1,405,000					3.64%	19,395,000
7/1/2046		N/A			N/A		4.04%	15,715,000								4.04%	15,715,000
7/1/2047		N/A			N/A		3.69%	18,745,000		3.04%	1,450,000					3.64%	20,195,000
7/1/2047		N/A			N/A		4.04%	16,490,000								4.04%	16,490,000
7/1/2048										3.04%	1,490,000					3.04%	1,490,000
7/1/2049										3.04%	1,535,000					3.04%	1,535,000
		\$ 77,145,000	\$ 50,980,000		\$ 86,505,000	\$ 15,885,000		\$ 430,250,000	\$ 945,000		\$ 73,640,000	\$ 505,000		\$ 99,730,000	\$ 6,015,000		\$ 692,940,000

Footnote:



**Delaware River Joint TBC
Purchases Report
Sorted by Fund - Fund
April 1, 2021 - April 30, 2021**

DRJTBC

CUSIP	Investment #	Fund	Sec. Type	Issuer	Original Par Value	Purchase Date	Payment Periods	Principal Purchased	Accrued Interest at Purchase	Rate at Purchase	Maturity Date	YTM	Ending Book Value
General Reserve Fund													
30231GBC5	10869	01GRF	FAC	EXXON	2,800,000.00	04/01/2021	08/16 - 02/16	2,923,340.00	7,066.50	2.190	08/16/2024	0.869	2,920,294.57
27873JZH1	10871	01GRF	ACP	EBURY	5,000,000.00	04/19/2021	12/17 - At Maturity	4,993,277.75		0.200	12/17/2021	0.203	4,993,611.08
27873KA77	10872	01GRF	ACP	EBURY	2,000,000.00	04/19/2021	01/07 - At Maturity	1,996,785.56		0.220	01/07/2022	0.224	1,996,932.23
Subtotal					9,800,000.00			9,913,403.31	7,066.50				9,910,837.88
Construction Fund 2019A													
0018A2Y59	10870	06CF19A	ACP	ANZ NZ	4,000,000.00	04/07/2021	11/05 - At Maturity	3,995,288.88		0.200	11/05/2021	0.203	3,995,822.21
27873KA77	10873	06CF19A	ACP	EBURY	3,000,000.00	04/19/2021	01/07 - At Maturity	2,995,178.31		0.220	01/07/2022	0.224	2,995,398.31
16536HXN6	10874	06CF19A	ACP	CHESHA	5,000,000.00	04/23/2021	10/22 - At Maturity	4,994,944.40		0.200	10/22/2021	0.200	4,995,166.62
Subtotal					12,000,000.00			11,985,411.59	0.00				11,986,387.14
Total Purchases					21,800,000.00			21,898,814.90	7,066.50				21,897,225.02



**Delaware River Joint TBC
Investment Classification
Sorted by Fund - Maturity Date
April 30, 2021**

DRJTBC

CUSIP	Investment #	Fund	Issuer	Investment Class	Par Value	YTM	Maturity Date	Market Price	Market Date	Market Value	Book Value	Reported Value
Debt Service Fund												
38145C752	10113	01DSF	Goldman Sachs IIa Fed Port	Amort	24,177.00	0.006		100.000	04/30/2021	24,177.00	24,177.00	24,177.00
Subtotal					24,177.00	0.006				24,177.00	24,177.00	24,177.00
General Reserve Fund												
38145C752	10115	01GRF	Goldman Sachs IIa Fed Port	Amort	0.00	0.822		100.000	04/30/2021	0.00	0.00	0.00
PAINVEST	10050	01GRF	PA Invest	Amort	0.00			100.000	04/30/2021	0.00	0.00	0.00
PAINVEST	10462	01GRF	PA Invest	Amort	44,843,461.64	0.016		100.000	04/30/2021	44,843,461.64	44,843,461.64	44,843,461.64
16536HS77	10834	01GRF	Chesham Finance	Fair	10,000,000.00	0.336	05/07/2021	99.998	04/30/2021	9,999,810.00	9,999,450.00	9,999,810.00
62479LSQ9	10853	01GRF	MUFG Bank Ltd	Fair	5,000,000.00	0.250	05/24/2021	99.998	04/30/2021	4,999,915.00	4,999,201.39	4,999,915.00
912828Y20	10769	01GRF	U.S. Treasury	Fair	7,800,000.00	1.626	07/15/2021	100.527	04/30/2021	7,841,132.83	7,815,694.55	7,841,132.83
2254EAV91	10848	01GRF	Credit Suisse 355	Fair	7,000,000.00	0.273	08/09/2021	99.953	04/30/2021	6,996,731.00	6,994,750.00	6,996,731.00
06742VQ95	10849	01GRF	Barclays US Funding LLC	Fair	11,000,000.00	0.324	08/30/2021	99.940	04/30/2021	10,993,488.00	10,988,168.86	10,993,488.00
86960BAQ5	10679	01GRF	Svenska Handelsbanken	Fair	6,191,000.00	2.859	09/07/2021	100.574	04/30/2021	6,226,536.34	6,170,532.05	6,226,536.34
89233P5F99	10677	01GRF	TOYOTA Motor Credit CP	Fair	1,400,000.00	2.680	09/15/2021	101.138	04/30/2021	1,415,932.00	1,403,600.51	1,415,932.00
912828YP9	10842	01GRF	U.S. Treasury	Fair	6,000,000.00	0.127	10/31/2021	100.728	04/30/2021	6,043,710.96	6,041,250.00	6,043,710.96
55607KYF7	10855	01GRF	Macquarie Group	Fair	6,000,000.00	0.202	11/15/2021	99.896	04/30/2021	5,993,808.00	5,993,399.99	5,993,808.00
27873JZH1	10871	01GRF	Ebury Finance Ltd	Fair	5,000,000.00	0.203	12/17/2021	99.851	04/30/2021	4,992,585.00	4,993,611.08	4,992,585.00
419792YL4	10808	01GRF	State of Hawaii	Fair	1,500,000.00	1.740	01/01/2022	101.748	04/30/2021	1,526,227.50	1,510,091.34	1,526,227.50
27873KA77	10872	01GRF	Ebury Finance Ltd	Fair	2,000,000.00	0.223	01/07/2022	99.835	04/30/2021	1,996,708.00	1,996,932.23	1,996,708.00
63254AAU2	10676	01GRF	National Australia Bank Ltd	Fair	3,200,000.00	3.096	01/10/2022	101.745	04/30/2021	3,255,840.00	3,193,755.02	3,255,840.00
78012KZG5	10678	01GRF	Royal Bank of Canada	Fair	5,000,000.00	2.698	02/01/2022	101.907	04/30/2021	5,095,375.00	5,001,805.23	5,095,375.00
678519C72	10818	01GRF	Oklahoma City, OK	Fair	2,170,000.00	0.845	03/01/2022	102.420	04/30/2021	2,222,529.19	2,204,099.52	2,222,529.19
57629WCD0	10681	01GRF	Mass Mutual Global	Fair	5,000,000.00	2.599	04/13/2022	102.144	04/30/2021	5,107,200.00	4,995,458.79	5,107,200.00
64952WCS0	10801	01GRF	New York Life Global	Fair	1,000,000.00	1.729	06/10/2022	102.253	04/30/2021	1,022,535.00	1,006,162.44	1,022,535.00
961214DQ3	10766	01GRF	WestPac Banking Corp	Fair	6,000,000.00	1.860	06/28/2022	102.645	04/30/2021	6,158,730.00	6,043,148.57	6,158,730.00
961214DQ3	10776	01GRF	WestPac Banking Corp	Fair	8,416,000.00	1.945	06/28/2022	102.645	04/30/2021	8,638,645.28	8,468,429.98	8,638,645.28
57629WBR0	10799	01GRF	Mass Mutual Global	Fair	2,260,000.00	1.730	10/17/2022	103.256	04/30/2021	2,333,596.90	2,284,729.68	2,333,596.90
59217GAX7	10800	01GRF	METLIFE	Fair	1,000,000.00	1.764	01/10/2023	104.450	04/30/2021	1,044,505.00	1,020,274.67	1,044,505.00
57629WCU2	10857	01GRF	Mass Mutual Global	Fair	4,332,000.00	0.304	06/09/2023	100.925	04/30/2021	4,372,092.66	4,381,516.73	4,372,092.66
3134GV5M6	10823	01GRF	Federal Home Loan Mtg Corp	Fair	3,510,000.00	0.400	07/14/2023	100.076	04/30/2021	3,512,667.60	3,510,000.00	3,512,667.60
3136G46A6	10841	01GRF	Federal National Mtg Assn	Fair	8,000,000.00	0.299	10/27/2023	99.994	04/30/2021	7,999,560.00	8,000,000.00	7,999,560.00
010411CQ7	10806	01GRF	State of Alabama	Fair	1,475,000.00	1.730	11/01/2023	106.654	04/30/2021	1,573,158.30	1,527,314.32	1,573,158.30

Data Updated: ~REPORT~: 05/04/2021 13:28

Run Date: 05/04/2021 - 13:29

Portfolio DRJ
AP
IC (PRF_IC) 7.1.1
Report Ver. 7.3.2

Delaware River Joint TBC
Investment Classification
April 30, 2021

Page 2

CUSIP	Investment #	Fund	Issuer	Investment Class	Par Value	YTM	Maturity Date	Market Price	Market Date	Market Value	Book Value	Reported Value
General Reserve Fund												
57629WBV1	10856	01GRF	Mass Mutual Global	Fair	2,500,000.00	0.475	04/09/2024	108.624	04/30/2021	2,715,612.50	2,727,625.31	2,715,612.50
2027A0KB4	10868	01GRF	Commonwealth Bank Australia	Fair	5,000,000.00	0.617	06/04/2024	108.393	04/30/2021	5,419,675.00	5,417,664.84	5,419,675.00
30231GBC5	10869	01GRF	Exxon Mobil	Fair	2,800,000.00	0.869	08/16/2024	104.585	04/30/2021	2,928,394.00	2,920,294.57	2,928,394.00
3136G4D75	10825	01GRF	Federal National Mtg Assn	Fair	2,500,000.00	0.599	07/29/2025	99.454	04/30/2021	2,486,362.50	2,500,000.00	2,486,362.50
				Subtotal	177,897,461.64	0.793				179,756,525.20	178,952,423.31	179,756,525.20
Operating Fund												
38145C752	10108	01OF	Goldman Sachs Ila Fed Port	Amort	2,428.99	0.006		100.000	04/30/2021	2,428.99	2,428.99	2,428.99
912796C31	10860	01OF	U.S. Treasury	Fair	6,429,000.00	0.071	01/27/2022	99.978	04/30/2021	6,427,592.11	6,425,612.27	6,427,592.11
				Subtotal	6,431,428.99	0.070				6,430,021.10	6,428,041.26	6,430,021.10
Reserve Maintenance Fund												
38145C752	10106	01RMF	Goldman Sachs Ila Fed Port	Amort	1,734.77	0.006		100.000	04/30/2021	1,734.77	1,734.77	1,734.77
912796C31	10859	01RMF	U.S. Treasury	Fair	11,535,000.00	0.071	01/27/2022	99.978	04/30/2021	11,532,473.95	11,528,921.70	11,532,473.95
				Subtotal	11,536,734.77	0.070				11,534,208.72	11,530,656.47	11,534,208.72
Scudder Falls Insurance Reserv												
38145C752	10506	01SFIR	Goldman Sachs Ila Fed Port	Amort	4,066,185.92	0.001		100.000	04/30/2021	4,066,185.92	4,066,185.92	4,066,185.92
				Subtotal	4,066,185.92	0.001				4,066,185.92	4,066,185.92	4,066,185.92
Construction Fund 2019A												
38145C752	10713	06CF19A	Goldman Sachs Ila Fed Port	Amort	0.00	1.231		100.000	04/30/2021	0.00	0.00	0.00
PAINVEST	10752	06CF19A	PA Invest	Amort	1,609,637.25	0.016		100.000	04/30/2021	1,609,637.25	1,609,637.25	1,609,637.25
037833AR1	10717	06CF19A	Apple Inc	Fair	2,500,000.00	1.909	05/06/2021	100.014	04/30/2021	2,500,362.50	2,500,319.25	2,500,362.50
40588LSE0	10835	06CF19A	Halkin Fin LLC	Fair	10,000,000.00	0.305	05/14/2021	99.995	04/30/2021	9,999,590.00	9,998,916.67	9,999,590.00
90327QCY3	10728	06CF19A	USAA CAP CORP	Fair	2,330,000.00	2.017	06/01/2021	100.140	04/30/2021	2,333,262.00	2,329,964.78	2,333,262.00
01306MT75	10837	06CF19A	Alberta Province	Fair	3,000,000.00	0.222	06/07/2021	99.991	04/30/2021	2,999,733.00	2,999,321.67	2,999,733.00
53948AU25	10840	06CF19A	Lloyd Bank Corp	Fair	6,000,000.00	0.273	07/02/2021	99.969	04/30/2021	5,998,146.00	5,997,210.00	5,998,146.00
64952WDA8	10719	06CF19A	New York Life Global	Fair	2,000,000.00	2.076	08/06/2021	100.788	04/30/2021	2,015,770.00	2,006,037.78	2,015,770.00
2254EAV91	10847	06CF19A	Credit Suisse 355	Fair	3,000,000.00	0.273	08/09/2021	99.953	04/30/2021	2,998,599.00	2,997,750.00	2,998,599.00
06742VQ95	10850	06CF19A	Barclays US Funding LLC	Fair	5,000,000.00	0.324	08/30/2021	99.940	04/30/2021	4,997,040.00	4,994,622.21	4,997,040.00
9127964L0	10846	06CF19A	U.S. Treasury	Fair	2,000,000.00	0.112	09/09/2021	99.996	04/30/2021	1,999,925.28	1,999,190.71	1,999,925.28
53948AWG2	10867	06CF19A	Lloyd Bank Corp	Fair	7,000,000.00	0.194	09/16/2021	99.924	04/30/2021	6,994,694.00	6,994,901.68	6,994,694.00
16536HXN6	10874	06CF19A	Chesham Finance	Fair	5,000,000.00	0.200	10/22/2021	99.895	04/30/2021	4,994,770.00	4,995,166.62	4,994,770.00
912828YP9	10844	06CF19A	U.S. Treasury	Fair	3,000,000.00	0.127	10/31/2021	100.728	04/30/2021	3,021,855.48	3,020,625.00	3,021,855.48
0018A2Y59	10870	06CF19A	ANZ New Zealand International	Fair	4,000,000.00	0.203	11/05/2021	99.904	04/30/2021	3,996,180.00	3,995,822.21	3,996,180.00

Data Updated: ~REPORT~: 05/04/2021 13:28

Run Date: 05/04/2021 - 13:29

Portfolio DRJ
AP
IC (PRF_IC) 7.1.1
Report Ver. 7.3.2

Delaware River Joint TBC
Investment Classification
April 30, 2021

Page 3

CUSIP	Investment #	Fund	Issuer	Investment Class	Par Value	YTM	Maturity Date	Market Price	Market Date	Market Value	Book Value	Reported Value
Construction Fund 2019A												
854324TYV2	10858	06CF19A	Standard Chart	Fair	10,000,000.00	0.203	11/29/2021	99.881	04/30/2021	9,988,100.00	9,988,222.22	9,988,100.00
3130AABG2	10845	06CF19A	Federal Home Loan Bank	Fair	1,330,000.00	0.132	11/29/2021	101.045	04/30/2021	1,343,898.50	1,343,376.86	1,343,898.50
27873KA77	10873	06CF19A	Ebury Finance Ltd	Fair	3,000,000.00	0.223	01/07/2022	99.835	04/30/2021	2,995,062.00	2,995,398.31	2,995,062.00
771196BM3	10725	06CF19A	ROCHE HLDGS INC	Fair	3,000,000.00	2.049	01/28/2022	101.016	04/30/2021	3,030,495.00	2,993,543.51	3,030,495.00
78012KZG5	10720	06CF19A	Royal Bank of Canada	Fair	1,500,000.00	2.057	02/01/2022	101.907	04/30/2021	1,528,612.50	1,507,561.51	1,528,612.50
912828YF1	10843	06CF19A	U.S. Treasury	Fair	1,000,000.00	0.143	09/15/2022	101.906	04/30/2021	1,019,062.50	1,018,607.43	1,019,062.50
166764AH3	10854	06CF19A	Chevron Corp	Fair	2,500,000.00	0.319	06/24/2023	105.443	04/30/2021	2,636,087.50	2,638,275.91	2,636,087.50
Subtotal					78,769,637.25	0.487				79,000,882.51	78,924,471.58	79,000,882.51
Debt Service Reserve Fund 2012												
38145C752	10260	06DSRF12A	Goldman Sachs IIa Fed Port	Amort	2,086.31	0.006		100.000	04/30/2021	2,086.31	2,086.31	2,086.31
912796C31	10861	06DSRF12A	U.S. Treasury	Fair	2,871,000.00	0.071	01/27/2022	99.978	04/30/2021	2,870,371.28	2,869,487.14	2,870,371.28
Subtotal					2,873,086.31	0.070				2,872,457.59	2,871,573.45	2,872,457.59
Debt Service Reserve Fund 2015												
38145C752	10349	06DSRF15	Goldman Sachs IIa Fed Port	Amort	1,250.00	0.006		100.000	04/30/2021	1,250.00	1,250.00	1,250.00
912796C31	10862	06DSRF15	U.S. Treasury	Fair	12,764,000.00	0.071	01/27/2022	99.978	04/30/2021	12,761,204.81	12,757,274.08	12,761,204.81
Subtotal					12,765,250.00	0.071				12,762,454.81	12,758,524.08	12,762,454.81
Debt Service Reserve Fund 2017												
38145C752	10425	06DSRF17	Goldman Sachs IIa Fed Port	Amort	3,113.47	0.006		100.000	04/30/2021	3,113.47	3,113.47	3,113.47
912796C31	10863	06DSRF17	U.S. Treasury	Fair	30,651,000.00	0.071	01/27/2022	99.978	04/30/2021	30,644,287.74	30,634,848.63	30,644,287.74
Subtotal					30,654,113.47	0.070				30,647,401.21	30,637,962.10	30,647,401.21
Debt Service Reserve Fund 19A												
38145C752	10712	06DSRF19A	Goldman Sachs IIa Fed Port	Amort	3,039.37	0.006		100.000	04/30/2021	3,039.37	3,039.37	3,039.37
912796C31	10866	06DSRF19A	U.S. Treasury	Fair	3,850,000.00	0.071	01/27/2022	99.978	04/30/2021	3,849,156.89	3,847,971.26	3,849,156.89
Subtotal					3,853,039.37	0.070				3,852,196.26	3,851,010.63	3,852,196.26
Total					328,871,114.72	0.562				330,946,510.32	330,045,025.80	330,946,510.32

Data Updated: ~REPORT~: 05/04/2021 13:28

Run Date: 05/04/2021 - 13:29

Portfolio DRJ
AP
IC (PRF_IC) 7.1.1
Report Ver. 7.3.2

DELAWARE RIVER JOINT TOLL BRIDGE COMMISSION
Meeting of May 24, 2021
TOLL TRAFFIC AND REVENUE STATISTICS (April 2021)

Summary: The Commission experienced an increase in total toll revenue for April 2021 in comparison to the April 2020 traffic and revenue statistics. [It should be noted that the Commission implemented a toll rate increase on April 11, 2021]. Total toll traffic also reflected an increase for the month of April 2021.

NOTE: *April 2020 traffic and revenue figures for all bridges reflect major decreases as the result of the COVID-19 lockdown.*

Analysis of April 2021 / April 2020 toll revenue data comparison:

- An overall toll revenue increase of 66.15 percent was recorded at the Commission's eight toll bridges for the month of April.
- Commercial-vehicle toll revenue reflected a 42.39 percent increase.
- Passenger-vehicle toll revenue generated a 208.19 percent increase.

Analysis of April 2021 / April 2020 traffic data comparison:

- Total toll traffic increased by 1,688,821 vehicles, or 97.79 percent for the month.
- Commercial-vehicle traffic increased by 139,996 vehicles, or 31.08 percent.
- Passenger-vehicle toll traffic increased by 1,548,825 vehicles, or 121.32 percent.
- Average daily toll traffic for the Commission's eight toll bridges for April 2021 was 113,863 total vehicles as compared to the 57,569 total vehicles recorded on the toll bridges in April 2020.
- Total recorded westbound traffic volume at the Commission's toll supported bridges for April 2021 increased by 645,127 vehicles, or 56.9 percent as compared to April 2020. Average daily westbound traffic on the toll supported bridges was 59,277 vehicles in April 2021 as compared to 37,772 vehicles in April 2020.

Traffic analysis for 2021 YTD:

- Total YTD toll traffic for the eight toll bridges is reflecting a 2.28 percent increase for the first four months of 2021 as compared to the same four-month period in 2020.

- Westbound traffic on the ten toll supported bridges is reflecting a 3.0 percent increase through the first four months of 2021 as compared to 2020.

REGION REVIEW:

Southern Region

Total toll traffic at Trenton-Morrisville (TM) reflected an 85.41 percent increase for April 2021 when compared to April 2020 as the result of increases of 274,689 cars and 17,172 trucks. The Scudder Falls Bridge recorded an increase of 133.48 percent in total toll traffic for April 2021 as compared to April 2020 as the result of the combined increases of 268,340 passenger vehicles and 10,353 trucks. At New Hope-Lambertville (NHL), combined increases of 57,864 cars and 2,571 trucks generated an overall increase of 121.88 percent in total toll traffic for April 2021 as compared to April 2020.

Central Region

The I-78 Toll Bridge recorded an increase of 102.64 percent in total toll traffic for the month of April 2021 when compared to April 2020 as the result of increases of 384,467 cars and 63,587 trucks. At the Easton-Phillipsburg (EP) Toll Bridge, the combined increases of 164,579 passenger vehicles and 7,302 trucks resulted in an 80.61 percent increase in total toll traffic for April 2021 as compared to April 2020.

Northern Region

Portland-Columbia (PC) recorded a 50.64 percent increase in total toll traffic during April 2021 compared to April 2020 as the result of the increases of 28,118 automobiles and 2,158 trucks. At the Delaware Water Gap (DWG) Toll Bridge, the increase of 334,828 passenger vehicles combined with the increase of 35,773 trucks to generate an overall increase of 102.32 percent in total toll traffic for April 2021 when compared to April 2020. At Milford-Montague (MM), the increase of 35,940 passenger vehicles combined with the increase of 1,080 trucks produced a 67.03 percent increase in total toll traffic for April 2021 as compared to April 2020.

E-ZPass Penetration Rates

The table below provides a comparison of the *E-ZPass* penetration rates for the Commission's eight (8) toll bridges for the months of April, 2021 and April 2020, and the year-to-date periods ending April 30, 2021 and April 30, 2020.

		<i>E-ZPass</i> PENETRATION RATES					
		Apr. 2021	Apr. 2020¹⁾	Change in Monthly Percentage	YTD 2021	YTD 2020	Change in YTD Percentage
All Toll Bridges	Cars	80.01	98.56	-18.55	77.38	79.43	-2.05
	Trucks	93.27	99.00	-5.73	93.25	93.67	-0.42
	Total	82.30	98.67	-16.37	80.20	81.83	-1.63
Trenton - Morrisville	Cars	76.94	100.00	-23.06	72.40	74.70	-2.30
	Trucks	93.02	100.00	-6.98	93.04	93.99	-0.95
	Total	78.84	100.00	-21.16	74.91	76.72	-1.81
Scudder Falls	Cars	90.35	89.79	0.56	90.42	91.71	-1.29
	Trucks	88.00	84.39	3.61	88.01	85.39	2.62
	Total	90.16	89.04	1.12	90.21	91.27	-1.06
New Hope - Lambertville	Cars	89.70	100.00	-10.30	88.16	88.53	-0.37
	Trucks	90.21	100.00	-9.79	91.32	92.85	-1.53
	Total	89.74	100.00	-10.26	88.46	88.88	-0.42
I-78	Cars	77.87	100.00	-22.13	76.17	77.77	-1.60
	Trucks	94.55	100.00	-5.45	94.43	94.77	-0.34
	Total	83.33	100.00	-16.67	82.47	83.72	-1.25
Easton - Phillipsburg	Cars	80.58	100.00	-19.42	75.20	77.05	-1.85
	Trucks	87.64	100.00	-12.36	87.65	90.13	-2.48
	Total	81.09	100.00	-18.91	76.07	77.96	-1.89
Portland - Columbia	Cars	75.32	100.00	-24.68	69.80	71.84	-2.04
	Trucks	92.22	100.00	-7.78	91.85	93.32	-1.47
	Total	76.95	100.00	-23.05	71.75	73.66	-1.91
Delaware Water Gap	Cars	76.65	100.00	-23.35	75.66	76.64	-0.98
	Trucks	93.84	100.00	-6.16	93.82	94.38	-0.56
	Total	79.82	100.00	-20.18	79.04	80.13	-1.09
Milford - Montague	Cars	75.32	100.00	-24.68	71.00	73.29	-2.29
	Trucks	88.08	100.00	-11.92	88.74	89.40	-0.66
	Total	75.84	100.00	-24.16	71.73	73.87	-2.14

1)The Commission implemented "Cashless Toll Collection" strategy and temporarily suspended Cash Toll Collections at all locations effective 10:00PM on March 24, 2020. For each toll plaza, the Commission designated one cash-only lane. If we exclude the transactions for those vehicles with no EZPass tag read in the cash-only lane during EZPass penetration rate calculation, the overall EZPass penetration rate for April 2020 will reduce to 80.93%

DELAWARE RIVER JOINT TOLL BRIDGE COMMISSION

ALL TOLL BRIDGES

COMPARATIVE STATEMENT OF TOLL TRAFFIC AND REVENUE

APRIL 2021

JANUARY 1, 2020 APRIL 30, 2020 121 DAYS		JANUARY 1, 2021 April 30, 2021 120 DAYS		VEHICLE CLASS	MONTH OF APRIL 2021 30 DAYS		MONTH OF APRIL 2020 30 DAYS	
NUMBER OF VEHICLES	TOTAL REVENUE	NUMBER OF VEHICLES	TOTAL REVENUE		NUMBER OF VEHICLES	TOTAL REVENUE	NUMBER OF VEHICLES	TOTAL REVENUE
10,067,335	\$ 10,779,753.55	10,186,719	\$ 11,882,933.30	Passenger	2,825,454	\$ 4,057,830.10	1,276,629	\$ 1,359,830.40
-	(553,245.68)	-	(435,791.61)	Discounts *	-	(127,435.95)	-	(84,531.75)
10,067,335	\$ 10,226,507.87	10,186,719	\$ 11,447,141.69	TOTAL PASSENGER	2,825,454	\$ 3,930,394.15	1,276,629	\$ 1,275,298.65
360,919	2,359,093.75	426,277	2,991,548.45	2-Axle Trucks	113,680	944,766.50	70,081	458,272.45
134,659	1,608,229.65	142,075	1,744,211.03	3-Axle Trucks	38,548	506,642.77	28,420	340,532.06
179,261	2,837,280.20	163,236	2,657,470.90	4-Axle Trucks	47,942	838,755.80	38,014	602,139.30
1,325,436	26,082,107.25	1,428,144	28,921,042.05	5-Axle Trucks	378,697	8,265,379.40	303,192	5,974,524.68
43,663	1,013,757.45	40,377	968,498.70	6-Axle Trucks	11,056	286,408.80	10,523	244,537.95
857	25,923.81	1,749	56,566.84	7-Axle Trucks	508	17,155.15	205	6,181.15
-	-	-	-	Permits	-	-	-	-
2,044,795	\$ 33,926,392.11	2,201,858	\$ 37,339,337.97	TOTAL TRUCKS	590,431	\$ 10,859,108.42	450,435	\$ 7,626,187.59
12,112,130	\$ 44,152,899.98	12,388,577	\$ 48,786,479.66	TOTAL TOLL VEHICLES	3,415,885	\$ 14,789,502.57	1,727,064	\$ 8,901,486.24
100,100	\$ 364,900.00	103,238	\$ 406,554.00	DAILY AVERAGE	113,863	\$ 492,983.42	57,569	\$ 296,716.21
YTD Rate Change				MTD Rate Change Traffic				
Traffic (toll)		2.28%		Traffic (toll)		97.79%		
Autos		1.19%		Autos		121.32%		
Trucks		7.68%		Trucks		31.08%		
Revenue		10.49%		Revenue		66.15%		
Autos		11.94%		Autos		208.19%		
Trucks		10.06%		Trucks		42.39%		

NOTE: Total toll traffic and toll revenue for the Commission's bridges increased compared to April 2020. The traffic decreased significantly in April 2020 as a result of COVID-19 lockdown. On April 11, 2021, the Commission implemented toll rate adjustment at all toll bridges.

* "Discounts" represents rebates for commuter discounts earned when a customer crosses the Commission's bridges 16 times in a calendar month, as well as discounts for employee's, and Commission vehicle's non-revenue crossings.

DELAWARE RIVER JOINT TOLL BRIDGE COMMISSION

TRENTON - MORRISVILLE TOLL BRIDGE

COMPARATIVE STATEMENT OF TOLL TRAFFIC AND REVENUE

APRIL 2021

JANUARY 1, 2020 APRIL 30, 2020 121 DAYS			JANUARY 1, 2021 APRIL 30, 2021 120 DAYS			MONTH OF APRIL 2021 30 DAYS			MONTH OF APRIL 2020 30 DAYS				
NUMBER OF VEHICLES		TOTAL REVENUE	NUMBER OF VEHICLES		TOTAL REVENUE	VEHICLE CLASS		NUMBER OF VEHICLES		TOTAL REVENUE	NUMBER OF VEHICLES		TOTAL REVENUE
2,194,711	\$	2,202,624.00	2,109,112	\$	2,356,787.25	Passenger	558,497	\$	799,060.25	283,808	\$	286,096.00	
		(101,016.71)			(79,327.62)	Discounts *			(23,830.25)			(15,538.03)	
2,194,711	\$	2,101,607.29	2,109,112	\$	2,277,459.63	TOTAL PASSENGER	558,497	\$	775,230.00	283,808	\$	270,557.97	
96,857		624,934.70	106,267		732,800.80	2-Axle Trucks	26,128		215,170.05	21,217		137,036.90	
35,000		417,549.60	43,603		531,090.90	3-Axle Trucks	10,042		131,320.50	8,724		104,101.20	
29,374		466,609.60	31,601		515,342.80	4-Axle Trucks	8,892		155,150.80	7,212		114,588.80	
94,073		1,849,610.00	108,472		2,200,768.00	5-Axle Trucks	29,763		651,706.00	20,576		405,316.00	
925		21,868.80	1,320		31,449.60	6-Axle Trucks	236		6,132.00	177		4,200.00	
58		1,703.60	93		2,730.20	7-Axle Trucks	29		901.00	12		352.00	
						Permits							
256,287	\$	3,382,276.30	291,356	\$	4,014,182.30	TOTAL TRUCKS	75,090	\$	1,160,380.35	57,918	\$	765,594.90	
2,450,998	\$	5,483,883.59	2,400,468	\$	6,291,641.93	TOTAL TOLL VEHICLES	633,587	\$	1,935,610.35	341,726	\$	1,036,152.87	
20,256	\$	45,321.35	20,004	\$	52,430.35	DAILY AVERAGE	21,120	\$	64,520.35	11,391	\$	34,538.43	
Rate Change													
Traffic (toll)		-2.06%								Rate Change			
Autos		-3.90%								Traffic (toll)		85.41%	
Trucks		13.68%								Autos		96.79%	
Revenue		14.73%								Trucks		29.65%	
Autos		8.37%								Revenue		86.81%	
Trucks		18.68%								Autos		186.53%	
										Trucks		51.57%	

NOTE: Higher E-ZPass toll rates at the Scudder Falls Toll Bridge has resulted in some diversion to Trenton-Morrisville.

DELAWARE RIVER JOINT TOLL BRIDGE COMMISSION
SCUDDER FALLS TOLL BRIDGE
COMPARATIVE STATEMENT OF TOLL TRAFFIC AND REVENUE

APRIL 2021									
JANUARY 1, 2020 APRIL 30, 2020 121 DAYS		JANUARY 1, 2021 APRIL 30, 2021 120 DAYS		VEHICLE CLASS	MONTH OF APRIL 2021 30 DAYS		MONTH OF APRIL 2020 30 DAYS		
NUMBER OF VEHICLES	TOTAL REVENUE	NUMBER OF VEHICLES	TOTAL REVENUE		NUMBER OF VEHICLES	TOTAL REVENUE	NUMBER OF VEHICLES	TOTAL REVENUE	
1,824,812	\$ 2,490,539.55 (134,758.12)	1,546,016	\$ 2,157,822.80 (94,757.38)	Passenger Discounts *	448,144	\$ 635,944.60 (28,019.04)	179,804	\$ 251,203.40 (21,270.95)	
1,824,812	\$ 2,355,781.43	1,546,016	\$ 2,063,065.42	TOTAL PASSENGER	448,144	\$ 607,925.56	179,804	\$ 229,932.45	
52,776	374,104.90	67,296	501,907.75	2-Axle Trucks	17,872	151,430.80	9,436	67,189.55	
12,766	163,240.05	15,441	199,973.93	3-Axle Trucks	4,359	58,388.47	3,099	39,716.06	
9,124	155,643.40	9,129	157,878.50	4-Axle Trucks	2,626	47,085.00	2,320	39,750.50	
60,213	1,285,651.25	53,914	1,160,077.05	5-Axle Trucks	14,069	314,056.40	13,912	297,084.68	
739	19,123.05	1,260	32,639.70	6-Axle Trucks	375	10,074.60	176	4,475.55	
163	5,063.81	145	4,531.84	7-Axle Trucks Permits	38	1,250.25	43	1,342.75	
135,781	\$ 2,002,826.46	147,185	\$ 2,057,008.77	TOTAL TRUCKS	39,339	\$ 582,285.52	28,986	\$ 449,559.09	
1,960,593	\$ 4,358,607.89	1,693,201	\$ 4,120,074.19	TOTAL TOLL VEHICLES	487,483	\$ 1,190,211.08	208,790	\$ 679,491.54	
16,203	\$ 36,021.55	14,110	\$ 34,333.95	DAILY AVERAGE	16,249	\$ 39,673.70	6,960	\$ 22,649.72	
Rate Change					Rate Change				
Traffic (toll)					Traffic (toll)				
Autos					Autos				
Trucks					Trucks				
Revenue					Revenue				
Autos					Autos				
Trucks					Trucks				

DELAWARE RIVER JOINT TOLL BRIDGE COMMISSION

NEW HOPE - LAMBERTVILLE TOLL BRIDGE

COMPARATIVE STATEMENT OF TOLL TRAFFIC AND REVENUE

APRIL 2021

JANUARY 1, 2020 APRIL 30, 2020 121 DAYS		JANUARY 1, 2021 APRIL 30, 2021 120 DAYS		MONTH OF APRIL 2021 30 DAYS		MONTH OF APRIL 2020 30 DAYS		
NUMBER OF VEHICLES	TOTAL REVENUE	NUMBER OF VEHICLES	TOTAL REVENUE	VEHICLE CLASS	NUMBER OF VEHICLES	TOTAL REVENUE	NUMBER OF VEHICLES	TOTAL REVENUE
387,194	\$ 389,927.00	350,569	\$ 383,346.00	Passenger	99,682	\$ 130,354.00	41,818	\$ 42,598.00
	(29,400.11)		(32,548.68)	Discounts *		(5,644.08)		(4,188.26)
387,194	\$ 360,526.89	350,569	\$ 350,797.32	TOTAL PASSENGER	99,682	\$ 124,709.92	41,818	\$ 38,409.74
14,350	92,621.10	16,930	117,227.60	2-Axle Trucks	4,352	36,200.55	2,821	18,261.10
4,003	47,558.40	4,023	49,862.10	3-Axle Trucks	1,482	19,553.70	1,117	13,351.20
3,242	50,705.60	3,281	53,276.80	4-Axle Trucks	1,001	17,419.20	718	11,240.00
11,611	228,792.00	12,089	245,128.50	5-Axle Trucks	3,319	72,184.50	2,972	58,610.00
665	15,081.60	606	14,443.20	6-Axle Trucks	184	4,744.80	140	3,156.00
10	277.20	9	284.20	7-Axle Trucks	2	63.00	1	28.00
-				Permits	-	-	-	-
33,881	\$ 435,035.90	36,938	\$ 480,222.40	TOTAL TRUCKS	10,340	\$ 150,165.75	7,769	\$ 104,646.30
421,075	\$ 795,562.79	387,507	\$ 831,019.72	TOTAL TOLL VEHICLES	110,022	\$ 274,875.67	49,587	\$ 143,056.04
3,480	\$ 6,574.90	3,229	\$ 6,925.16	DAILY	3,667	\$ 9,162.52	1,653	\$ 4,768.53
Rate Change				Rate Change				
Traffic (toll)		-7.97%		Traffic (toll)		121.88%		
Autos		-9.46%		Autos		138.37%		
Trucks		9.02%		Trucks		33.09%		
Revenue		4.46%		Revenue		92.15%		
Autos		-2.70%		Autos		224.68%		
Trucks		10.39%		Trucks		43.50%		

DELAWARE RIVER JOINT TOLL BRIDGE COMMISSION

I78 TOLL BRIDGE

COMPARATIVE STATEMENT OF TOLL TRAFFIC AND REVENUE

APRIL 2021

JANUARY 1, 2020 APRIL 30, 2020 121 DAYS		JANUARY 1, 2021 APRIL 30, 2021 120 DAYS		VEHICLE CLASS	MONTH OF APRIL 2021 30 DAYS		MONTH OF APRIL 2020 30 DAYS	
NUMBER OF VEHICLES	TOTAL REVENUE	NUMBER OF VEHICLES	TOTAL REVENUE		NUMBER OF VEHICLES	TOTAL REVENUE	NUMBER OF VEHICLES	TOTAL REVENUE
1,899,926	\$ 1,915,018.00	2,061,305	\$ 2,354,323.00	Passenger	594,837	\$ 874,431.00	210,370	\$ 213,492.00
	(100,324.79)		(70,514.13)	Discounts *		(22,574.29)		(15,136.39)
1,899,926	\$ 1,814,693.21	2,061,305	\$ 2,283,808.87	TOTAL PASSENGER	594,837	\$ 851,856.71	210,370	\$ 198,355.61
91,839	590,812.30	105,570	733,530.85	2-Axle Trucks	29,116	241,441.20	16,211	104,404.30
45,486	536,528.40	44,241	538,202.70	3-Axle Trucks	12,430	162,897.90	8,514	100,539.60
93,015	1,463,361.60	76,843	1,241,701.60	4-Axle Trucks	22,333	390,028.00	18,799	295,336.00
762,538	14,929,846.00	831,716	16,780,863.00	5-Axle Trucks	218,254	4,755,307.00	175,314	3,437,132.00
29,418	680,733.60	26,162	625,357.20	6-Axle Trucks	7,270	187,774.80	7,227	167,529.60
370	11,084.40	1,189	38,677.90	7-Axle Trucks	337	11,392.20	88	2,592.40
				Permits				
1,022,666	\$ 18,212,366.30	1,085,721	\$ 19,958,333.25	TOTAL TRUCKS	289,740	\$ 5,748,841.10	226,153	\$ 4,107,533.90
2,922,592	\$ 20,027,059.51	3,147,026	\$ 22,242,142.12	TOTAL TOLL VEHICLES	884,577	\$ 6,600,697.81	436,523	\$ 4,305,889.51
24,154	\$ 165,512.89	26,225	\$ 185,351.18	DAILY AVERAGE	29,486	\$ 220,023.26	14,551	\$ 143,529.65
Rate Change				Rate Change				
Traffic (toll)		7.68%		Traffic (toll)		102.64%		
Autos		8.49%		Autos		182.76%		
Trucks		6.17%		Trucks		28.12%		
Revenue		11.06%		Revenue		53.29%		
Autos		25.85%		Autos		329.46%		
Trucks		9.59%		Trucks		39.96%		

DELAWARE RIVER JOINT TOLL BRIDGE COMMISSION

EASTON - PHILLIPSBURG TOLL BRIDGE

COMPARATIVE STATEMENT OF TOLL TRAFFIC AND REVENUE

APRIL 2021

JANUARY 1, 2020 APRIL 30, 2020 121 DAYS		JANUARY 1, 2021 APRIL 30, 2021 120 DAYS		MONTH OF APRIL 2021 30 DAYS		MONTH OF APRIL 2020 30 DAYS		
NUMBER OF VEHICLES	TOTAL REVENUE	NUMBER OF VEHICLES	TOTAL REVENUE	VEHICLE CLASS	NUMBER OF VEHICLES	TOTAL REVENUE	NUMBER OF VEHICLES	TOTAL REVENUE
1,270,619	\$ 1,276,646.00 (59,456.15)	1,326,642	\$ 1,468,049.50 (46,794.27)	Passenger Discounts *	356,850	\$ 493,753.50 (14,797.77)	192,271	\$ 194,056.00 (9,265.94)
1,270,619	\$ 1,217,189.85	1,326,642	\$ 1,421,255.23	TOTAL PASSENGER	356,850	\$ 478,955.73	192,271	\$ 184,790.06
34,623	223,421.90	39,869	277,559.85	2-Axle Trucks	10,819	90,006.25	7,573	48,867.00
12,464	148,330.80	10,212	125,603.40	3-Axle Trucks	3,089	40,731.00	2,828	33,780.00
10,371	164,017.60	9,310	152,645.60	4-Axle Trucks	3,137	55,160.80	2,095	33,083.20
36,842	724,138.00	39,964	812,207.00	5-Axle Trucks	11,091	243,127.00	8,381	164,960.00
301	7,080.00	315	7,704.00	6-Axle Trucks	111	2,940.00	78	1,848.00
13	361.20	31	892.50	7-Axle Trucks	16	472.50	6	165.20
				Permits	-		-	-
94,614	\$ 1,267,349.50	99,701	\$ 1,376,612.35	TOTAL TRUCKS	28,263	\$ 432,437.55	20,961	\$ 282,703.40
1,365,233	\$ 2,484,539.35	1,426,343	\$ 2,797,867.58	TOTAL TOLL VEHICLES	385,113	\$ 911,393.28	213,232	\$ 467,493.46
11,283	\$ 20,533.38	11,886	\$ 23,315.56	DAILY AVERAGE	12,837	\$ 30,379.78	7,108	\$ 15,583.12
Rate Change				Rate Change				
Traffic (toll)		4.48%		Traffic (toll)		80.61%		
Autos		4.41%		Autos		85.60%		
Trucks		5.38%		Trucks		34.84%		
Revenue		12.61%		Revenue		94.95%		
Autos		16.77%		Autos		159.19%		
Trucks		8.62%		Trucks		52.97%		

DELAWARE RIVER JOINT TOLL BRIDGE COMMISSION

PORTLAND - COLUMBIA TOLL BRIDGE

COMPARATIVE STATEMENT OF TOLL TRAFFIC AND REVENUE

APRIL 2021

JANUARY 1, 2020 APRIL 30, 2020 121 DAYS		JANUARY 1, 2021 APRIL 30, 2021 120 DAYS		VEHICLE CLASS	MONTH OF APRIL 2021 30 DAYS		MONTH OF APRIL 2020 30 DAYS	
NUMBER OF VEHICLES	TOTAL REVENUE	NUMBER OF VEHICLES	TOTAL REVENUE		NUMBER OF VEHICLES	TOTAL REVENUE	NUMBER OF VEHICLES	TOTAL REVENUE
309,147	\$ 311,781.00	297,297	\$ 334,923.75	Passenger	81,399	\$ 117,366.75	53,281	\$ 54,020.00
	(17,341.09)		(20,016.85)	Discounts *		(3,928.20)		(2,421.72)
309,147	\$ 294,439.91	297,297	\$ 314,906.90	TOTAL PASSENGER	81,399	\$ 113,438.55	53,281	\$ 51,598.28
6,918	44,776.55	8,107	56,124.85	2-Axle Trucks	2,121	17,493.40	1,513	9,798.10
2,656	31,699.20	2,520	31,033.50	3-Axle Trucks	784	10,322.70	658	7,874.40
8,009	127,828.80	6,084	99,770.40	4-Axle Trucks	1,928	33,682.40	1,584	25,256.00
10,852	214,434.00	12,015	245,281.00	5-Axle Trucks	3,820	83,241.00	2,740	54,098.00
82	1,958.40	49	1,184.40	6-Axle Trucks	10	258.00	15	360.00
2	56.00	7	213.50	7-Axle Trucks	5	157.50	-	-
				Permits				
28,519	\$ 420,752.95	28,782	\$ 433,607.65	TOTAL TRUCKS	8,668	\$ 145,155.00	6,510	\$ 97,386.50
337,666	\$ 715,192.86	326,079	\$ 748,514.55	TOTAL TOLL VEHICLES	90,067	\$ 258,593.55	59,791	\$ 148,984.78
2,791	\$ 5,910.68	2,717	\$ 6,237.62	DAILY AVERAGE	3,002	\$ 8,619.79	1,993	\$ 4,966.16
Rate Change				Rate Change				
Traffic (toll)		-3.43%		Traffic (toll)		50.64%		
Autos		-3.83%		Autos		52.77%		
Trucks		0.92%		Trucks		33.15%		
Revenue		4.66%		Revenue		73.57%		
Autos		6.95%		Autos		119.85%		
Trucks		3.06%		Trucks		49.05%		

DELAWARE RIVER JOINT TOLL BRIDGE COMMISSION

DELAWARE WATER GAP TOLL BRIDGE

COMPARATIVE STATEMENT OF TOLL TRAFFIC AND REVENUE

APRIL 2021

JANUARY 1, 2020 APRIL 30, 2020 121 DAYS			JANUARY 1, 2021 APRIL 30, 2021 120 DAYS			MONTH OF APRIL 2021 30 DAYS			MONTH OF APRIL 2020 30 DAYS				
NUMBER OF VEHICLES		TOTAL REVENUE	NUMBER OF VEHICLES		TOTAL REVENUE	VEHICLE CLASS		NUMBER OF VEHICLES		TOTAL REVENUE	NUMBER OF VEHICLES		TOTAL REVENUE
1,885,259		\$ 1,894,989.00	2,177,900		\$ 2,468,120.75	Passenger		597,594		\$ 878,729.75	262,766		\$ 265,080.00
-		(94,354.31)			(75,084.04)	Discounts *		-		(24,354.59)	-		(14,171.49)
1,885,259		\$ 1,800,634.69	2,177,900		\$ 2,393,036.71	TOTAL PASSENGER		597,594		\$ 854,375.16	262,766		\$ 250,908.51
57,905		372,143.85	74,237		517,115.30	2-Axle Trucks		21,221		175,978.40	10,008		64,361.70
21,169		249,974.40	21,056		256,223.10	3-Axle Trucks		6,002		78,599.10	3,081		36,384.00
25,213		394,702.40	25,987		420,464.80	4-Axle Trucks		7,672		134,055.20	5,073		79,508.80
346,132		6,786,742.00	366,364		7,402,963.00	5-Axle Trucks		97,354		2,123,061.00	78,499		1,541,502.00
11,504		267,218.40	10,630		254,873.40	6-Axle Trucks		2,861		74,256.60	2,702		62,779.20
238		7,293.60	274		9,208.70	7-Axle Trucks		81		2,918.70	55		1,700.80
						Permits							
462,161		\$ 8,078,074.65	498,548		\$ 8,860,848.30	TOTAL TRUCKS		135,191		\$ 2,588,869.00	99,418		\$ 1,786,236.50
2,347,420		\$ 9,878,709.34	2,676,448		\$ 11,253,885.01	TOTAL TOLL VEHICLES		732,785		\$ 3,443,244.16	362,184		\$ 2,037,145.01
19,400		\$ 81,642.23	22,304		\$ 93,782.38	DAILY AVERAGE		24,426		\$ 114,774.81	12,073		\$ 67,904.83
Rate Change													
Traffic (toll)		14.02%									Traffic (toll)		102.32%
Autos		15.52%									Autos		127.42%
Trucks		7.87%									Trucks		35.98%
Revenue		13.92%									Revenue		69.02%
Autos		32.90%									Autos		240.51%
Trucks		9.69%									Trucks		44.93%

DELAWARE RIVER JOINT TOLL BRIDGE COMMISSION

MILFORD - MONTAGUE TOLL BRIDGE

COMPARATIVE STATEMENT OF TOLL TRAFFIC AND REVENUE

APRIL 2021

JANUARY 1, 2020 APRIL 30, 2020 121 DAYS		JANUARY 1, 2021 APRIL 30, 2021 120 DAYS		MONTH OF APRIL 2021 30 DAYS		MONTH OF APRIL 2020 30 DAYS		
NUMBER OF VEHICLES	TOTAL REVENUE	NUMBER OF VEHICLES	TOTAL REVENUE	VEHICLE CLASS	NUMBER OF VEHICLES	TOTAL REVENUE	NUMBER OF VEHICLES	TOTAL REVENUE
295,667	\$ 298,229.00	317,878	\$ 359,560.25	Passenger	88,451	\$ 128,190.25	52,511	\$ 53,285.00
	(16,594.40)		(16,748.64)	Discounts *		(4,287.73)		(2,538.97)
295,667	\$ 281,634.60	317,878	\$ 342,811.61	TOTAL PASSENGER	88,451	\$ 123,902.52	52,511	\$ 50,746.03
5,651	36,278.45	8,001	55,281.45	2-Axle Trucks	2,051	17,045.85	1,302	8,353.80
1,115	13,348.80	979	12,221.40	3-Axle Trucks	360	4,829.40	399	4,785.60
913	14,411.20	1,001	16,390.40	4-Axle Trucks	353	6,174.40	213	3,376.00
3,175	62,894.00	3,610	73,754.50	5-Axle Trucks	1,027	22,696.50	798	15,822.00
29	693.60	35	847.20	6-Axle Trucks	9	228.00	8	189.60
3	84.00	1	28.00	7-Axle Trucks	-	-	-	-
				Permits	-	-	-	-
10,886	\$ 127,710.05	13,627	\$ 158,522.95	TOTAL TRUCKS	3,800	\$ 50,974.15	2,720	\$ 32,527.00
306,553	\$ 409,344.65	331,505	\$ 501,334.56	TOTAL TOLL VEHICLES	92,251	\$ 174,876.67	55,231	\$ 83,273.03
2,533	\$ 3,383.01	2,763	\$ 4,177.79	DAILY AVERAGE	3,075	\$ 5,829.22	1,841	\$ 2,775.77
Rate Change				Rate Change				
Traffic (toll)		8.14%		Traffic (toll)		67.03%		
Autos		7.51%		Autos		68.44%		
Trucks		25.18%		Trucks		39.71%		
Revenue		22.47%		Revenue		110.00%		
Autos		21.72%		Autos		144.16%		
Trucks		24.13%		Trucks		56.71%		



Delaware River Joint Toll Bridge Commission Toll Supported Bridge - Westbound Traffic Counts

April 2021

Bridge	Westbound Volume					
	April 2021	April 2020	% Change	YTD 2021	YTD 2020	% Change
Lower Trenton	410,300	257,912	59.1%	1,432,695	1,353,249	5.9%
Calhoun Street	296,787	191,196	55.2%	1,068,953	932,752	14.6%
Washington Crossing	120,301	63,609	89.1%	405,815	446,048	-9.0%
New Hope - Lambertville	208,334	119,584	74.2%	734,700	747,033	-1.7%
Centre Bridge - Stockton	77,461	51,041	51.8%	258,181	252,726	2.2%
Uhlerstown - Frenchtown	92,561	59,745	54.9%	277,333	325,095	-14.7%
Upper Black Eddy - Milford	54,476	38,476	41.6%	203,560	191,880	6.1%
Riegelsville	49,821	33,521	48.6%	170,534	164,259	3.8%
Northampton Street	377,515	253,539	48.9%	1,304,913	1,263,558	3.3%
Riverton - Belvidere	90,752	64,558	40.6%	315,875	314,395	0.5%
Total	1,778,308	1,133,181	56.9%	6,172,559	5,990,995	3.0%

NOTES:

On 4/11/21, a toll adjustment at the Commission's 8 Toll Bridges was implemented.

On 3/19/20, Due to COVID-19 Pandemic, PA Governor Wolf Orders Closure of Non-Life-Sustaining Businesses at 8 p.m. On 3/23/20, Gov. Wolf begins to issue Stay at Home Orders to specific counties.

On 3/21/20 Due to COVID-19 Pandemic, NJ Governor Murphy Announces Statewide Stay at Home Order, Closure of All Non-Essential Retail Businesses.



Delaware River Joint Toll Bridge Commission Toll-Supported Bridge Traffic Counts April 2021

Bridge	Eastbound				Westbound				Total Volume	
	April 2021		April 2020		April 2021		April 2020		April 2021	April 2020
	Volume	% of Total	Volume	% of Total	Volume	% of Total	Volume	% of Total		
Lower Trenton	79,542	16.2%	52,720	17.0%	410,300	83.8%	257,912	83.0%	489,842	310,632
Calhoun Street	155,914	34.4%	87,925	31.5%	296,787	65.6%	191,196	68.5%	452,701	279,121
Washington Crossing	57,400	32.3%	32,189	33.6%	120,301	67.7%	63,609	66.4%	177,701	95,798
New Hope-Lambertville	144,615	41.0%	95,471	44.4%	208,334	59.0%	119,584	55.6%	352,949	215,055
Centre Bridge-Stockton	64,629	45.5%	45,076	46.9%	77,461	54.5%	51,041	53.1%	142,090	96,117
Uhlerstown-Frenchtown	48,566	34.4%	27,078	31.2%	92,561	65.6%	59,745	68.8%	141,127	86,823
Upper Black Eddy-Milford	49,795	47.8%	34,216	47.1%	54,476	52.2%	38,476	52.9%	104,271	72,692
Riegelsville	43,409	46.6%	30,436	47.6%	49,821	53.4%	33,521	52.4%	93,230	63,957
Northampton Street	139,128	26.9%	99,417	28.2%	377,515	73.1%	253,539	71.8%	516,643	352,956
Riverton-Belvidere	56,118	38.2%	36,577	36.2%	90,752	61.8%	64,558	63.8%	146,870	101,135
Total	839,116	32.1%	541,105	32.3%	1,778,308	67.9%	1,133,181	67.7%	2,617,424	1,674,286

NOTES:

On 4/11/21, a toll adjustment at the Commission's 8 Toll Bridges was implemented.

On 3/19/20, Due to COVID-19 Pandemic, PA Governor Wolf Orders Closure of Non-Life-Sustaining Businesses at 8 p.m. On 3/23/20, Gov. Wolf begins to issue Stay at Home Orders to specific counties.

On 3/21/20 Due to COVID-19 Pandemic, NJ Governor Murphy Announces Statewide Stay at Home Order, Closure of All Non-Essential Retail Businesses.

This Table added in September 2020.



Delaware River Joint Toll Bridge Commission Toll Supported Bridge - Two Way Traffic Counts

April 2021

Bridge	Total Volume					
	April 2021	April 2020	% Change	YTD 2021	YTD 2020	% Change
Lower Trenton	489,842	310,632	57.7%	1,718,519	1,637,425	5.0%
Calhoun Street	452,701	279,121	62.2%	1,636,602	1,403,825	16.6%
Washington Crossing	177,701	95,798	85.5%	596,185	666,736	-10.6%
New Hope - Lambertville	352,949	215,055	64.1%	1,245,075	1,311,194	-5.0%
Centre Bridge - Stockton	142,090	96,117	47.8%	472,510	488,410	-3.3%
Uhlerstown - Frenchtown	141,127	86,823	62.5%	429,260	497,782	-13.8%
Upper Black Eddy-Milford	104,271	72,692	43.4%	369,306	359,105	2.8%
Riegelsville	93,230	63,957	45.8%	321,896	314,358	2.4%
Northampton Street	516,643	352,956	46.4%	1,802,800	1,765,788	2.1%
Riverton - Belvidere	146,870	101,135	45.2%	502,707	501,176	0.3%
Total	2,617,424	1,674,286	56.3%	9,094,860	8,945,799	1.7%

NOTES:

On 4/11/21, a toll adjustment at the Commission's 8 Toll Bridges was implemented.

On 3/19/20, Due to COVID-19 Pandemic, PA Governor Wolf Orders Closure of Non-Life-Sustaining Businesses at 8 p.m. On 3/23/20, Gov. Wolf begins to issue Stay at Home Orders to specific counties.

On 3/21/20 Due to COVID-19 Pandemic, NJ Governor Murphy Announces Statewide Stay at Home Order, Closure of All Non-Essential Retail Businesses.



Delaware River Joint Toll Bridge Commission Toll Bridge - Two Way Traffic Counts

April 2021

Bridge	Total Volume (all classes)					
	April 2021	April 2020	% Change	YTD 2021	YTD 2020	% Change
Trenton - Morrisville	1,540,255	854,649	80.2%	5,705,848	5,630,055	1.3%
Scudder Falls ¹	989,268	454,522	117.7%	3,497,317	4,082,922	-14.3%
New Hope - Lambertville	277,388	127,765	117.1%	964,375	1,034,083	-6.7%
Interstate 78	1,821,256	911,896	99.7%	6,426,644	6,008,274	7.0%
Easton - Phillipsburg	995,798	577,678	72.4%	3,645,423	3,459,067	5.4%
Portland - Columbia ²	191,513	126,547	51.3%	709,730	711,524	-0.3%
Delaware Water Gap	1,456,194	712,933	104.3%	5,265,151	4,536,387	16.1%
Milford - Montague	204,789	121,180	69.0%	730,742	670,322	9.0%
Total	7,476,461	3,887,170	92.3%	26,945,230	26,132,634	3.1%

NOTES:

¹ Construction began in June 2017 under contract T-668A for the Scudder Falls Replacement Bridge. In July 2019, SFB became a Toll Bridge. Construction will continue into 2022.

² Traffic Counter Error on 4/8, 4/9, 4/10, 4/11, 4/20, 4/21. Data extraopolated.

On 4/11/21, a toll adjustment at the Commission's 8 Toll Bridges was implemented.

On 3/19/20, Due to COVID-19 Pandemic, PA Governor Wolf Orders Closure of Non-Life-Sustaining Businesses at 8 p.m. On

On 3/21/20 Due to COVID-19 Pandemic, NJ Governor Murphy Announces Statewide Stay at Home Order, Closure of All Non-Essential Retail Businesses.

DELAWARE RIVER JOINT TOLL BRIDGE COMMISSION

Meeting of May 24th, 2021

STATISTICAL SUMMARY OF EXPENDITURES

There follows reports entitled “**Budget vs Actual**” covering the month of April 2021 and the four months year-to-date (“YTD”) operations of fiscal year 2021 relative to Toll Bridges, Toll Supported Bridges and Administration departments.

Total operating expense plus encumbrance totaled \$5,279,594 for the month of April. For the 2021 fiscal period, total expense plus encumbrances amounted to \$22,716,437, which represents 88.2% of 2021 year-to-date operating budget.

The EZPass Operating Expense exceeded YTD budget by \$96,522. The percentage allocation of service charges for EZPass processing cost and EZPass credit card fee increased 19.6% since June 2020. All other expense items are currently within their normal YTD budget.

During the month of April, we spent \$1,311 on COVID-19 related expenses. Since the beginning of year 2021, we purchased \$17,067 Personal Protective Equipment (PPE) for our workers and \$10,388 on cleaning supplies and other miscellaneous items. As of April 30th, 2021, the total amount for COVID-19 related expenses is \$27,455.00.

There were no unusual expenses during the month.

Delaware River Joint Toll Bridge Commission
Budget vs Actual
For the Four Months Ending April 30, 2021

TOTAL COMMISSION

	Annual Budget 2021	YTD Budget 2021	Expended For The Month	Expended Year To Date	Encumbered	Remaining Annual Budget
Regular Employee Salaries	\$24,344,872	7,491,883	\$1,736,142	\$7,131,836	\$0	\$17,213,037
Part-Time Employee Wages	267,948	88,781	20,251	56,667	0	211,281
Overtime Wages	460,197	280,507	12,340	219,463	0	240,734
Pension Contributions	8,201,553	2,523,646	561,919	2,317,400	0	5,884,153
FICA Contributions	2,020,366	623,091	142,963	603,880	0	1,416,487
Regular Employee Healthcare Benefits	12,128,873	3,987,014	562,518	3,036,729	0	9,092,144
Life Insurance Benefits	234,912	78,422	19,370	74,679	0	160,233
Unemployment Compensation Benefits	44,100	22,050	3,443	8,654	0	35,446
Utility Expense	906,801	385,923	69,988	263,071	63,191	580,539
Office Expense	316,557	158,135	14,633	53,318	44,945	218,294
Telecommunication Expense	1,469,107	542,709	120,824	455,502	23,704	989,901
Information Technology Expense	793,444	382,134	83,163	207,861	118,690	466,893
Professional Development/Meetings	550,799	199,902	1,899	45,578	44,985	460,236
Vehicle Maintenance Expense and Fuel	418,864	280,984	47,961	91,852	125,517	201,495
Operations Maintenance Expense	1,400,291	798,651	62,500	438,463	242,726	719,101
ESS Operating Maintenance Expense	1,266,045	422,015	85,461	296,230	0	969,815
Commission Expense	19,448	6,483	546	1,813	0	17,635
Toll Collection Expense	84,803	62,456	5,570	17,987	1,793	65,023
Uniform Expense	196,714	64,330	8,670	40,213	20,154	136,346
Business Insurance	4,723,456	1,498,918	360,702	1,437,306	0	3,286,150
Licenses & Inspections Expense	9,594	3,983	658	2,347	0	7,247
Advertising	53,027	12,702	2,070	6,123	0	46,904
Professional Services	1,861,732	674,251	115,584	323,652	33,420	1,504,661
State Police Bridge Security	6,580,762	2,246,613	525,226	2,095,852	0	4,484,910
EZP Equip/Traffic Counter Maint	1,400,000	466,666	108,073	385,418	0	1,014,582
General Contingency	467,500	155,833	0	1,000	0	466,500
EZPass Operating Expense	6,906,126	2,287,896	662,223	2,384,418	0	4,521,708
Total	\$77,127,891	\$25,745,978	\$5,334,698	\$21,997,311	\$719,126	\$54,411,454

Delaware River Joint Toll Bridge Commission
Budget vs Actual
For the Four Months Ending April 30, 2021

ADMINISTRATION*

	Annual Budget 2021	YTD Budget 2021	Expended For The Month	Expended Year To Date	Encumbered	Remaining Annual Budget
OPERATING EXPENSE						
Regular Employee Salaries	\$4,606,585	1,417,896	\$328,453	\$1,382,587	\$0	\$3,223,998
Overtime Wages	5,931	2,656	224	1,764	0	4,168
Pension Contributions	1,439,715	443,013	98,472	405,434	0	1,034,282
FICA Contributions	352,781	108,554	25,095	105,765	0	247,016
Regular Employee Healthcare Benefits	1,545,293	447,400	79,537	387,096	0	1,158,197
Life Insurance Benefits	44,226	13,959	3,614	13,757	0	30,470
Unemployment Compensation Benefits	44,100	22,050	3,443	8,654	0	35,446
Utility Expense	82,700	0	2,132	25,601	0	57,099
Office Expense	214,034	111,721	10,412	39,569	35,372	139,094
Telecommunication Expense	128,566	39,605	7,900	37,019	0	91,547
Information Technology Expense	774,000	375,016	83,163	207,861	118,690	447,449
Professional Development/Meetings	130,322	60,997	187	37,753	0	92,569
Vehicle Maintenance Expense and Fuel	20,441	4,373	4,862	12,526	3,502	4,413
Operations Maintenance Expense	98,204	3,600	4,652	14,149	15,976	68,080
Commission Expense	19,448	6,483	546	1,813	0	17,635
Uniform Expense	9,000	2,454	0	1,474	0	7,526
Business Insurance	600,049	124,450	21,417	85,558	0	514,490
Advertising	53,027	12,702	2,070	6,123	0	46,904
Professional Services	1,256,732	472,577	97,289	292,515	33,420	930,797
General Contingency	467,500	155,833	0	1,000	0	466,500
OPERATING EXPENSE SUBTOTAL	\$11,892,656	\$3,825,339	\$773,468	\$3,068,016	\$206,959	\$8,617,680
ADM OPS ALLOCATION						
TES Allocation			9,274	41,527		
ADM OPS ALLOCATION SUBTOTAL			\$9,274	\$41,527		
TOTAL EXPENSES			\$782,742	\$3,109,544		

* Includes Executive, Human Resources, Accounting, EZPass, Purchasing, Information Technology, Community Affairs and Contract/Compliance.

Delaware River Joint Toll Bridge Commission
Budget vs Actual
For the Four Months Ending April 30, 2021

ADMINISTRATION - OPERATIONS*

	Annual Budget 2021	YTD Budget 2021	Expended For The Month	Expended Year To Date	Encumbered	Remaining Annual Budget
OPERATING EXPENSE						
Regular Employee Salaries	\$3,041,832	903,550	\$224,654	\$896,863	\$0	\$2,144,968
Overtime Wages	33,300	19,809	239	3,944	0	29,356
Pension Contributions	1,377,780	423,936	96,761	399,245	0	978,535
FICA Contributions	337,605	103,883	25,867	103,721	0	233,884
Regular Employee Healthcare Benefits	1,491,057	497,487	63,782	367,629	0	1,123,427
Life Insurance Benefits	39,736	13,246	3,584	13,590	0	26,147
Office Expense	65,571	24,149	1,349	5,901	880	58,790
Telecommunication Expense	117,137	39,046	6,022	32,036	0	85,102
Professional Development/Meetings	393,626	131,045	1,678	6,722	44,985	341,919
Vehicle Maintenance Expense and Fuel	700	233	0	170	0	530
ESS Operating Maintenance Expense	1,266,045	422,015	85,461	296,230	0	969,815
Toll Collection Expense	265	88	0	0	0	265
Uniform Expense	26,208	8,736	0	5,886	48	20,273
Business Insurance	83,013	27,671	6,909	27,595	0	55,418
Professional Services	605,000	201,674	18,295	31,137	0	573,863
State Police Bridge Security	44,513	14,838	0	0	0	44,513
OPERATING EXPENSE SUBTOTAL	\$8,923,387	\$2,831,406	\$534,601	\$2,190,669	\$45,913	\$6,686,805
ADM OPS ALLOCATION						
TES Allocation			(70,131)	(314,018)		
Toll Operation Allocation			(48,631)	(206,843)		
Bridge Maint Allocation			(47,885)	(201,292)		
Maint/Toll Allocation			(18,298)	(75,790)		
PSBS Allocation			(264,040)	(1,063,054)		
ADM OPS ALLOCATION SUBTOTAL			(\$448,985)	(\$1,860,996)		
TOTAL EXPENSES			\$85,616	\$329,673		

* Includes Engineering, Training & Employee Safety, Maintenance/Toll Operation, Public Safety and Bridge Security.

Delaware River Joint Toll Bridge Commission
Budget vs Actual
For the Four Months Ending April 30, 2021

SOUTHERN REGION TOLL BRIDGE

	Annual Budget 2021	YTD Budget 2021	Expended For The Month	Expended Year To Date	Encumbered	Remaining Annual Budget
OPERATING EXPENSE						
Regular Employee Salaries	\$4,365,090	1,349,723	\$316,980	\$1,279,175	\$0	\$3,085,915
Part-Time Employee Wages	50,872	18,081	2,546	7,752	0	43,121
Overtime Wages	85,882	53,850	3,648	73,678	0	12,204
Pension Contributions	1,404,593	432,189	81,334	335,594	0	1,068,999
FICA Contributions	344,391	107,388	24,453	105,058	0	239,333
Regular Employee Healthcare Benefits	2,368,149	790,387	122,518	596,430	0	1,771,719
Life Insurance Benefits	39,579	13,193	3,155	12,466	0	27,112
Utility Expense	304,928	135,988	23,044	80,779	24,576	199,573
Office Expense	17,083	8,627	2,004	3,365	3,156	10,562
Telecommunication Expense	182,847	79,110	25,078	56,297	0	126,550
Information Technology Expense	8,679	3,152	0	0	0	8,679
Professional Development/Meetings	5,333	1,754	0	123	0	5,210
Vehicle Maintenance Expense and Fuel	142,259	102,934	22,046	28,748	35,417	78,094
Operations Maintenance Expense	388,556	228,505	19,782	121,004	52,065	215,487
Toll Collection Expense	21,612	16,426	1,028	5,092	0	16,520
Uniform Expense	69,259	23,972	2,048	3,684	19,420	46,154
Business Insurance	1,445,604	481,868	118,822	473,781	0	971,822
Licenses & Inspections Expense	1,435	1,295	96	579	0	856
State Police Bridge Security	1,853,026	632,624	148,902	594,174	0	1,258,852
EZP Equipment/Traffic Counter Maint	489,009	163,003	35,089	132,537	0	356,472
EZPass Operating Expense	3,870,288	1,283,107	327,845	1,223,837	0	2,646,451
OPERATING EXPENSE SUBTOTAL	\$17,458,472	\$5,927,174	\$1,280,418	\$5,134,152	\$134,634	\$12,189,686
ADM OPS ALLOCATION						
TES Allocation			12,379	55,430		
Toll Operation Allocation			14,589	62,053		
Bridge Maint Allocation			11,971	50,323		
Maint/Toll Allocation			4,026	16,674		
PSBS Allocation			69,587	278,973		
ADM OPS ALLOCATION SUBTOTAL			\$112,553	\$463,452		
TOTAL EXPENSES			\$1,392,971	\$5,597,604		

Delaware River Joint Toll Bridge Commission
Budget vs Actual
For the Four Months Ending April 30, 2021

CENTRAL REGION TOLL BRIDGE

	Annual Budget 2021	YTD Budget 2021	Expended For The Month	Expended Year To Date	Encumbered	Remaining Annual Budget
OPERATING EXPENSE						
Regular Employee Salaries	\$4,343,611	1,346,372	\$294,152	\$1,198,712	\$0	\$3,144,899
Part-Time Employee Wages	113,450	37,816	7,221	17,543	0	95,906
Overtime Wages	92,135	54,802	2,956	52,807	0	39,328
Pension Contributions	1,394,840	429,197	96,042	396,279	0	998,561
FICA Contributions	348,013	107,083	23,038	98,428	0	249,586
Regular Employee Healthcare Benefits	2,338,912	780,629	108,967	588,010	0	1,750,902
Life Insurance Benefits	39,207	13,970	3,078	12,108	0	27,099
Utility Expense	263,484	130,381	22,628	76,432	20,146	166,906
Office Expense	9,368	5,679	295	2,078	1,965	5,324
Telecommunication Expense	437,279	183,857	33,619	137,076	23,704	276,499
Information Technology Expense	4,503	1,921	0	0	0	4,503
Professional Development/Meetings	12,098	2,229	34	753	0	11,344
Vehicle Maintenance Expense and Fuel	115,651	84,731	2,570	18,790	46,544	50,317
Operations Maintenance Expense	461,718	290,002	9,263	147,413	83,993	230,311
Toll Collection Expense	28,995	21,274	1,270	4,591	0	24,403
Uniform Expense	27,503	8,412	165	3,810	0	23,693
Business Insurance	1,016,008	338,669	83,625	333,105	0	682,903
Licenses & Inspections Expense	3,544	943	279	908	0	2,636
State Police Bridge Security	1,794,200	612,541	144,175	575,311	0	1,218,889
EZP Equipment/Traffic Counter Maint	413,310	137,770	29,222	111,677	0	301,633
EZPass Operating Expense	1,751,128	583,546	192,875	669,445	0	1,081,683
OPERATING EXPENSE SUBTOTAL	\$15,008,956	\$5,171,826	\$1,055,474	\$4,445,277	\$176,353	\$10,387,326
ADM OPS ALLOCATION						
TES Allocation			15,880	71,102		
Toll Operation Allocation			19,453	82,737		
Bridge Maint Allocation			14,365	60,387		
Maint/Toll Allocation			5,855	24,253		
PSBS Allocation			45,405	181,779		
ADM OPS ALLOCATION SUBTOTAL			\$100,958	\$420,258		
TOTAL EXPENSES			\$1,156,432	\$4,865,534		

Delaware River Joint Toll Bridge Commission
Budget vs Actual
For the Four Months Ending April 30, 2021

NORTHERN REGION TOLL BRIDGE

	Annual Budget 2021	YTD Budget 2021	Expended For The Month	Expended Year To Date	Encumbered	Remaining Annual Budget
OPERATING EXPENSE						
Regular Employee Salaries	\$4,274,337	1,323,094	\$303,862	\$1,253,107	\$0	\$3,021,231
Part-Time Employee Wages	93,726	29,584	6,813	18,059	0	75,667
Overtime Wages	140,823	86,907	4,993	74,169	0	66,655
Pension Contributions	1,393,413	428,758	97,480	402,211	0	991,202
FICA Contributions	344,930	106,134	23,928	103,707	0	241,223
Regular Employee Healthcare Benefits	2,251,203	758,785	101,928	564,247	0	1,686,957
Life Insurance Benefits	38,672	12,891	3,136	11,805	0	26,867
Utility Expense	165,769	87,152	16,036	58,657	18,470	88,642
Office Expense	9,637	7,671	574	2,405	3,572	3,659
Telecommunication Expense	353,811	117,937	27,465	110,880	0	242,932
Information Technology Expense	6,262	2,046	0	0	0	6,262
Professional Development/Meetings	4,147	2,118	0	227	0	3,920
Vehicle Maintenance Expense and Fuel	124,237	82,193	18,211	28,266	40,054	55,917
Operations Maintenance Expense	329,923	204,611	24,356	134,967	69,622	125,333
Toll Collection Expense	33,931	24,668	3,272	8,304	1,793	23,835
Uniform Expense	28,870	8,365	6,307	10,212	127	18,532
Business Insurance	964,861	321,620	79,440	316,315	0	648,546
Licenses & Inspections Expense	2,420	825	283	647	0	1,773
State Police Bridge Security	1,232,736	421,153	99,058	395,278	0	837,459
EZP Equipment/Traffic Counter Maint	489,002	163,001	35,082	132,525	0	356,477
EZPass Operating Expense	1,284,710	421,244	141,503	491,136	0	793,574
OPERATING EXPENSE SUBTOTAL	\$13,567,423	\$4,610,757	\$993,724	\$4,117,123	\$133,638	\$9,316,662
ADM OPS ALLOCATION						
TES Allocation			16,089	72,041		
Toll Operation Allocation			14,589	62,053		
Bridge Maint Allocation			11,492	48,310		
Maint/Toll Allocation			4,391	18,190		
PSBS Allocation			68,107	272,668		
ADM OPS ALLOCATION SUBTOTAL			\$114,670	\$473,261		
TOTAL EXPENSES			\$1,108,394	\$4,590,383		

Delaware River Joint Toll Bridge Commission
Budget vs Actual
For the Four Months Ending April 30, 2021

SOUTHERN DIVISION TOLL SUPPORTED BRIDGES

	Annual Budget 2021	YTD Budget 2021	Expended For The Month	Expended Year To Date	Encumbered	Remaining Annual Budget
OPERATING EXPENSE						
Regular Employee Salaries	\$1,712,586	530,794	\$119,978	\$519,899	\$0	\$1,192,687
Part-Time Employee Wages	4,500	1,500	1,556	6,004	0	(1,504)
Overtime Wages	51,551	32,322	0	7,569	0	43,982
Pension Contributions	550,763	169,480	44,766	184,635	0	366,129
FICA Contributions	135,301	41,634	9,213	40,492	0	94,809
Regular Employee Healthcare Benefits	994,039	331,768	36,304	248,278	0	745,761
Life Insurance Benefits	15,451	5,150	1,344	5,138	0	10,314
Utility Expense	48,957	18,686	3,279	11,363	0	37,595
Telecommunication Expense	65,032	21,677	5,633	22,375	0	42,658
Professional Development/Meetings	3,025	1,009	0	0	0	3,025
Vehicle Maintenance Expense and Fuel	8,384	4,122	(350)	0	0	8,384
Operations Maintenance Expense	61,206	36,915	1,784	5,208	12,669	43,329
Uniform Expense	19,230	6,924	125	10,846	559	7,825
Business Insurance	354,009	118,003	29,083	115,834	0	238,175
Licenses & Inspections Expense	570	474	0	70	0	500
State Police Bridge Security	1,023,577	349,449	82,250	328,210	0	695,366
EZP Equipment/Traffic Counter Maint	4,345	1,448	4,344	4,344	0	1
OPERATING EXPENSE SUBTOTAL	\$5,052,527	\$1,671,355	\$339,309	\$1,510,264	\$13,227	\$3,529,035
ADM OPS ALLOCATION						
TES Allocation			8,258	36,977		
Bridge Maint Allocation			4,789	20,129		
Maint/Toll Allocation			2,013	8,337		
PSBS Allocation			42,925	174,729		
ADM OPS ALLOCATION SUBTOTAL			\$57,985	\$240,173		
TOTAL EXPENSES			\$397,294	\$1,750,437		

Delaware River Joint Toll Bridge Commission
Budget vs Actual
For the Four Months Ending April 30, 2021

NORTHERN DIVISION TOLL SUPPORTED BRIDGES

	Annual Budget 2021	YTD Budget 2021	Expended For The Month	Expended Year To Date	Encumbered	Remaining Annual Budget
OPERATING EXPENSE						
Regular Employee Salaries	\$2,000,831	620,453	\$148,062	\$601,493	\$0	\$1,399,338
Part-Time Employee Wages	5,400	1,800	2,116	7,308	0	(1,908)
Overtime Wages	50,575	30,161	281	5,533	0	45,042
Pension Contributions	640,449	197,073	47,064	194,003	0	446,446
FICA Contributions	157,346	48,417	11,370	46,710	0	110,636
Regular Employee Healthcare Benefits	1,140,220	380,557	49,481	285,038	0	855,182
Life Insurance Benefits	18,040	6,013	1,460	5,816	0	12,225
Utility Expense	40,963	13,715	2,870	10,239	0	30,724
Office Expense	864	288	0	0	0	864
Telecommunication Expense	184,434	61,478	15,107	59,820	0	124,614
Professional Development/Meetings	2,247	749	0	0	0	2,247
Vehicle Maintenance Expense and Fuel	7,191	2,397	623	3,352	0	3,839
Operations Maintenance Expense	60,684	35,018	2,663	15,723	8,401	36,560
Uniform Expense	16,644	5,467	25	4,301	0	12,343
Business Insurance	259,913	86,637	21,405	85,117	0	174,796
Licenses & Inspections Expense	1,625	445	0	143	0	1,482
State Police Bridge Security	632,709	216,007	50,842	202,878	0	429,830
EZP Equipment/Traffic Counter Maint	4,335	1,445	4,336	4,336	0	(1)
OPERATING EXPENSE SUBTOTAL	\$5,224,471	\$1,708,121	\$357,704	\$1,531,810	\$8,401	\$3,684,259
ADM OPS ALLOCATION						
TES Allocation			8,250	36,941		
Bridge Maint Allocation			5,267	22,142		
Maint/Toll Allocation			2,013	8,337		
PSBS Allocation			38,015	154,906		
ADM OPS ALLOCATION SUBTOTAL			\$53,545	\$222,326		
TOTAL EXPENSES			\$411,249	\$1,754,136		

DELAWARE RIVER JOINT TOLL BRIDGE COMMISSION SYSTEM
STATEMENT OF REVENUE AND EXPENSES FOR THE FOUR MONTHS ENDED APRIL 30, 2021

	Southern Toll Bridges	Central Toll Bridges	Northern Toll Bridges	Toll Bridges Subtotal	Southern Region TSB	Northern Region TSB	TSB Subtotal	Administration Operation	Administration Administrative	ADM Subtotal	TOTAL 2021	TOTAL 2020
TOLL REVENUE												
Net Toll Revenue	10,893,341	24,146,591	12,092,915	47,132,847	-	-	-	-	-	-	47,132,847	42,072,182
EZPass Fee	153,759	335,449	171,318	660,526	-	-	-	-	-	-	660,526	583,430
Net Violation Fee Income	771,140	705,929	450,683	1,927,752	-	-	-	-	-	-	1,927,752	1,576,957
REVENUE FROM TOLL	\$ 11,818,241	\$ 25,187,969	\$ 12,714,915	\$ 49,721,125	\$ -	\$ -	\$ -	\$ -	\$ -	\$ -	\$ 49,721,125	\$ 44,232,570
OPERATING EXPENSE												
Regular Employee Salaries	1,279,175	1,198,712	1,253,107	3,730,993	519,899	601,493	1,121,392	896,863	1,382,587	2,279,450	7,131,836	8,367,646
Part-Time Employee Wages	7,752	17,543	18,059	43,355	6,004	7,308	13,312	-	-	-	56,667	46,280
Summer Employee Wages	-	-	-	-	-	-	-	-	-	-	-	-
Overtime Wages	73,678	52,807	74,169	200,653	7,569	5,533	13,102	3,944	1,764	5,708	219,463	119,606
Pension Contributions	335,594	396,279	402,211	1,134,084	184,635	194,003	378,638	399,245	405,434	804,679	2,317,400	2,617,684
FICA Contributions	105,058	98,428	103,707	307,193	40,492	46,710	87,202	103,721	105,765	209,486	603,880	677,811
Regular Employee Healthcare Benefits	596,430	588,010	564,247	1,748,687	248,278	285,038	533,316	367,629	387,096	754,726	3,036,729	3,321,943
Life Insurance Benefits	12,466	12,108	11,805	36,379	5,138	5,816	10,953	13,590	13,757	27,347	74,679	83,685
Unemployment Compensation Benefits	-	-	-	-	-	-	-	-	8,654	8,654	8,654	4,641
Utility Expense	80,779	76,432	58,657	215,868	11,363	10,239	21,602	-	25,601	25,601	263,071	259,141
Office Expense	3,365	2,078	2,405	7,848	-	-	-	5,901	39,569	45,470	53,318	48,169
Telecommunication Expense	56,297	137,076	110,880	304,253	22,375	59,820	82,194	32,036	37,019	69,055	455,502	422,426
Information Technology Expense	-	-	-	-	-	-	-	-	207,861	207,861	207,861	154,701
Professional Development/Meetings	123	753	227	1,103	-	-	-	6,722	37,753	44,475	45,578	75,867
Vehicle Maintenance Expense and Fuel	28,748	18,790	28,266	75,804	-	3,352	3,352	170	12,526	12,696	91,852	67,542
Operations Maintenance Expense	121,004	147,413	134,967	403,384	5,208	15,723	20,931	-	14,149	14,149	438,463	211,349
ESS Operating Maintenance Expense	-	-	-	-	-	-	-	296,230	-	296,230	296,230	372,691
Commission Expense	-	-	-	-	-	-	-	-	1,813	1,813	1,813	4,746
Toll Collection Expense	5,092	4,591	8,304	17,987	-	-	-	-	-	-	17,987	12,376
Uniform Expense	3,684	3,810	10,212	17,706	10,846	4,301	15,147	5,886	1,474	7,360	40,213	38,324
Business Insurance	473,781	333,105	316,315	1,123,201	115,834	85,117	200,951	27,595	85,558	113,153	1,437,306	1,204,538
Licenses & Inspections Expense	579	908	647	2,134	70	143	213	-	-	-	2,347	2,332
Advertising	-	-	-	-	-	-	-	-	6,123	6,123	6,123	2,276
Professional Services	-	-	-	-	-	-	-	31,137	292,515	323,652	323,652	472,540
State Police Bridge Security	594,174	575,311	395,278	1,564,763	328,210	202,878	531,089	-	-	-	2,095,852	1,973,532
EZP Equip/Traffic Counter Maint	132,537	111,677	132,525	376,738	4,344	4,336	8,680	-	-	-	385,418	364,121
General Contingency	-	-	-	-	-	-	-	-	1,000	1,000	1,000	-
EZPass Operating Expense	1,223,837	669,445	491,136	2,384,418	-	-	-	-	-	-	2,384,418	2,026,242
TOTAL OP., MAINT., & ADM	\$ 5,134,152	\$ 4,445,277	\$ 4,117,123	\$ 13,696,551	\$ 1,510,264	\$ 1,531,810	\$ 3,042,075	\$ 2,190,669	\$ 3,068,016	\$ 5,258,685	\$ 21,997,311	\$ 22,952,210
ADM OPS ALLOCATION												
TES Allocation	55,430	71,102	72,041	198,572	36,977	36,941	73,918	(314,018)	41,527	(272,491)	-	-
Toll Ops Allocation	62,053	82,737	62,053	206,843	-	-	-	(206,843)	-	(206,843)	-	-
Bridge Maint Allocation	50,323	60,387	48,310	159,020	20,129	22,142	42,271	(201,292)	-	(201,292)	-	-
Maint/Toll Allocation	16,674	24,253	18,190	59,116	8,337	8,337	16,674	(75,790)	-	(75,790)	-	-
PSBS Allocation	278,973	181,779	272,668	733,419	174,729	154,906	329,635	(1,063,054)	-	(1,063,054)	-	-
TOTAL ADM OPS ALLOCATION	\$ 463,452	\$ 420,258	\$ 473,261	\$ 1,356,970	\$ 240,173	\$ 222,326	\$ 462,499	\$ (1,860,996)	\$ 41,527	\$ (1,819,469)	\$ -	\$ -
OTHER OPERATING INC/EXP												
Other Operating Income	-	-	-	-	-	-	-	-	303,818	303,818	303,818	310,615
TOTAL OTHER OP INC	\$ -	\$ -	\$ -	\$ -	\$ -	\$ -	\$ -	\$ -	\$ 303,818	\$ 303,818	\$ 303,818	\$ 310,615
NET OPERATING INC	\$ 6,220,637	\$ 20,322,435	\$ 8,124,532	\$ 34,667,603	\$ (1,750,437)	\$ (1,754,136)	\$ (3,504,573)	\$ (329,673)	\$ (2,805,726)	\$ (3,135,399)	\$ 28,027,631	\$ 21,590,975
NON-OPERATING REV/EXP												
Interest Revenue											233,025	4,031,727
Other Non-Operating Revenue											40,400	-
Interest Expense											(9,351,439)	(9,541,201)
Depreciation Expense											(6,384,312)	(6,413,367)
TOTAL NON-OPS REV/EXP											\$ (15,462,327)	\$ (11,922,841)
CHANGE IN NET ASSETS											\$ 12,565,305	\$ 9,668,134

DELAWARE RIVER JOINT TOLL BRIDGE COMMISSION

Meeting of May 24, 2021

ADMINISTRATION

The following Pages reflect the reports on those items assigned to the Administration Department. Each item is reported separately and page numbered accordingly.

DELAWARE RIVER JOINT TOLL BRIDGE COMMISSION

Meeting of May 24, 2021

PURCHASING REPORT INDEX

MONTH OF APRIL 2021

SUBJECT	DESCRIPTION	PAGE NUMBER
Purchasing	Monthly Purchasing Report Covering the Month of APRIL, 2021	1-4

DELAWARE RIVER JOINT TOLL BRIDGE COMMISSION

Meeting of May 24, 2021

MONTHLY PURCHASING REPORT

Month of April 2021

This report itemizes all orders for purchases made for the month of April, 2021, showing the divisions chargeable for the expense and the source of authority for issuance of the Purchase Order. This authority is broken into three categories:

- (1) By authority of the Commission
- (2) By authority of the Executive Director or his designate
- (3) By authority of the Director

The purchasing activities for the month of April, 2021, culminated in the preparation and placement of 51 purchase orders in the total amount of \$734,067.32. For seven (7) of these purchases, 17 price inquiries were sent out for an average of 2.43 inquiries per Order ($17/7=2.43$).

Procurements of over \$5,000.00 during the period of April, 2021 are shown below:

- One (1) Purchase Order was issued, in the total amount of \$582,816.00 for four (4) 2020 Mack upfittings;
- One (1) Purchase Order was issued, in the total amount of \$25,600.00 for a key storage locker and camera installation at the MM Administration Building;
- One (1) Purchase Order was let, in the total amount of \$17,502.03 for uniforms for the Toll Department;
- One (1) Purchase Order was issued, in the total amount of \$17,135.00 for two (2) light pole set-ups and installations;
- Three (3) Purchase Orders were issued, in the total amount of \$14,616.00 for guiderail attenuator replacements at the PC and DWG locations.

In addition to the practices employed incidental to purchase of materials, etc., from vendors on a direct basis, the Commission also purchases via direct utilization of the purchasing processes of the State of New Jersey, the Commonwealth of Pennsylvania and other joint purchasing arrangements.

**DELAWARE RIVER JOINT TOLL BRIDGE COMMISSION
REPORT OF PURCHASING ACTIVITIES**

April 2021

PO Number	Vendor Name	General Description	Req Dept	Contract/Resolution/ Comment	** BY AUTHORITY OF **		
					Commission	Director of Purchasing	Director
20210180	TRIUS, INC. CAPITAL RESERVE	2020 MACK UPFITTINGS - 4	SFT	COSTARS 25	582,816.00		
20210181	J. FLETCHER CREAMER & SONS , INC	GUIDE RAIL & ATTENUATOR RPLCMN	PC	3426-12-17	4,950.00		
20210182	J. FLETCHER CREAMER & SONS , INC	GUIDE RAIL & ATTENUATOR RPLCMN	DWG	3426-12-17	4,716.00		
20210183	J. FLETCHER CREAMER & SONS , INC	GUIDE RAIL & ATTENUATOR RPLCMN	DWG	3426-12-17	4,950.00		
20210184	MECHANICAL X ADANTAGE LLC	MECHANICAL X ADVANTAGE	AB SF				218.00
20210185	SAWKILL POWER EQUIPMENT	BACKPACK LEAF BLOWER (NEW)	MM			455.99	
20210186	OFFICE BASICS	JANITORIAL SUPPLIES TM	TM	COSTARS 4		5,454.74	
20210187	TURTLE & HUGHES	STREET LIGHT GLOBE	EP			1,030.00	
20210188	RUTGERS UNIV CNTR FR INFRASTRUCTURE AND TRANS	EDUCATIONAL AND TRAINING SERVI	TES			1,235.00	
20210189	MONTAGE ENTERPRISES	2021 FLAIL MOWER PARTS	I78			900.02	
20210190	PMG SM PA LLC	COLD PATCH	NHL			2,827.00	
20210191	GREEN POND NURSERY INC.	LANDSCAPE-MULCH	I78			925.00	
20210192	MJF ELECTRICAL CONTRACTING, INC.	MJF ELECTRICAL CONTRACTING-LIG	I78			17,135.00	
20210193	IPFONE	TELEPHONE SERVICE CONTRACT - A	IT			2,708.34	
20210194	STARR UNIFORM	CLOTHING: MAINTENANCE (NEW)	NHL	COSTARS 12		1,330.15	
20210195	STARR UNIFORM	CLOTHING: MAINTENANCE (NEW)	NDTS	COSTARS 12		2,067.65	
20210196	OTIS ELEVATOR COMPANY	ELEVATOR SERVICE CONTRACT	I78			2,696.40	
20210197	BOUNTIFUL ACRES	BUILDING LANDSCAPE PROJECT	NHL			3,656.96	
20210198	TILLEY FIRE SOLUTIONS LLC	ANNUAL FIRE ALARM INSPECTION	NHL			1,195.75	
20210199	STOKES CREATIVE GROUP, INC.	WEBSITE MAINTENANCE	IT			1,190.00	
20210200	ALTEC INDUSTRIES	BUCKET TRUCK REPAIRS	NDTS			1,192.98	

**DELAWARE RIVER JOINT TOLL BRIDGE COMMISSION
REPORT OF PURCHASING ACTIVITIES**

April 2021

PO Number	Vendor Name	General Description	Req Dept	Contract/Resolution/ Comment	** BY AUTHORITY OF **		Director
					Commission	Director of Purchasing	
20210201	HOFFMAN SERVICES, INC.	AUTO REPAIR (VOLVO LOADER)	NHL			1,681.04	
20210202	CDW-G	AIRWATCH RENEWAL	IT	COSTARS 6		1,475.00	
20210203	TYLER TECHNOLOGIES	MUNIS ONLINE RENEWAL	IT			3,307.50	
20210204	REED & PERRINE SALES INC.	LANDSCAPE MATERIALS-FERTILIZER	I78			2,339.92	
20210205	NORTHERN NURSERIES, INC	LANDSCAPING-PLANTS	I78			2,146.00	
20210206	GARDEN STATE HIGHWAY PRODUCTS	EMERGENCY TOLL SIGNS CREATION	MULTI	COSTARS 24		3,706.00	
20210207	CUMMINS-ALLISON CORPORATION	CURRENCY MACHINE REPAIR	DWG			1,445.41	
20210208	CUMMINS-ALLISON CORPORATION	CURRENCY MACHINE REPAIR	MM			342.00	
20210209	CONTROLTEK	TOLL COLLECTION SUPPLIES	DWG			1,792.76	
20210210	THOMPSON STONE INC CAPITAL RESERVE	STONE CAP REPLACEMENT PROJECT	MM		8,437.43		
20210211	NORTHERN NURSERIES, INC CAPITAL RESERVE	I-78 WELCOME CENTER LANDSCAPE	I78		2,227.00		
20210213	NJ DEPARTMENT OF TREASURY	UNDERGROUND STORAGE TANK REG.	EP			50.00	
20210214	SEITZ BROTHERS PEST CONTROL	PEST EXTERMINATION SERVICES	MULTI			1,139.25	
20210215	HOOVER TRUCK CENTER	TRUCK REPAIR / PARTS	TM	NJ-T2085		1,710.05	
20210216	FRED BEANS PARTS, INC	MUFFLER ACCESSORY	DWG	PA 4400015878		281.73	
20210217	TILLEY FIRE SOLUTIONS LLC	ANNUAL FIRE ALARM INSPECTION	TM			1,600.00	
20210218	SAFELITE AUTOGLASS	WINDSHIELD REPAIR	EP	COSTARS 25		309.97	
20210219	SCIENTIFIC WATER CONDITIONING CO., INC.	SCIENTIFIC WATER-WATER TOWER C	AB SF			1,650.00	
20210220	NIELSEN FORD	SENSOR REPLACEMENT	MM			704.70	
20210221	GREEN POWER	LANE DEGREASER	I78			1,270.00	
20210222	PPC LUBRICANTS	LUBRICANTS, OIL & GREASE	I78	PA 4400014545		818.95	

**DELAWARE RIVER JOINT TOLL BRIDGE COMMISSION
REPORT OF PURCHASING ACTIVITIES**

April 2021

PO Number	Vendor Name	General Description	Req Dept	Contract/Resolution/ Comment	** BY AUTHORITY OF **		
					Commission	Director of Purchasing	Director
20210223	FRANK RYMON & SONS	LAWN MAINTENANCE EQUIPMENT AND	I78			2,156.53	
20210224	WHITEHALL TURF EQUIPMENT	2021 LAWN MAINTENANCE EQUIPMEN	I78			1,475.39	
20210225	PUBLIC SAFETY TRAINING INSTITUTE	TRAINING: ESS	ESS			1,500.00	
20210226	COMMUNICATIONS SYSTEMS INTEGRATORS, LLC	INTERCOM AMPLIFIER REPLACEMENT	IT			1,300.00	
20210227	CAMPBELL SUPPLY COMPANY OF SUSSEX COUNTY	CRASH TRUCK REPAIR PARTS	EP	NJ T-2085		882.14	
20210228	STARR UNIFORM	CLOTHING: TOLL UNIFORMS	TM	COSTARS 12		17,502.03	
20210229	Y-PERS	JANITORIAL SUPPLIES	TM			565.54	
20210230	SCHNEIDER ELECTRIC BUILDING AMERICAS, INC. CAPITAL RESERVE	ESS- ACCESS CONTROL-KEY LOCKER	ESS	4032-09-18	25,600.00		
20210231	PUBLIC SAFETY TRAINING INSTITUTE	TRAINING: ESS	ESS			1,000.00	
Purchase Order Count: 51				AUTHORITY TOTALS:	\$633,696.43	\$100,152.89	\$218.00
				GRAND TOTAL:	\$734,067.32		

Delaware River Joint Toll Bridge Commission
Meeting of May 24, 2021

E-ZPASS REPORT
CUSTOMER SERVICE CENTER/VIOLATIONS PROCESSING CENTER (CSC/VPC)
OPERATIONS REPORT FOR THE E-ZPASS SYSTEM
APRIL 2021

SUBJECT	DESCRIPTION	PAGE NUMBER
E-ZPass CSC/VPC Operations Report	E-ZPass CSC/VPC Operations Report April	1-4

Delaware River Joint Toll Bridge Commission
Meeting of May 24, 2021

**E-ZPASS REPORT
CUSTOMER SERVICE CENTER/VIOLATIONS PROCESSING CENTER (CSC/VPC)
OPERATIONS REPORT FOR THE E-ZPASS SYSTEM
APRIL 2021**

E-ZPass Account and Transponder Information as reported by Conduent State and Local
Solutions, Inc. (CSC/VPC Provider)

Total Number of Migrated DRJTBC and NJ CSC E-ZPass Accounts

Migrated Business Accounts	Migrated Private Accounts	Total Number of Migrated Accounts	Total Number of NJ CSC Active Accounts
1,654	77,339	78,993	3,350,700

Total Number of Migrated DRJTBC (029) Transponders and NJ CSC E-ZPass Transponders

Migrated Business Account Transponders	Migrated Private Account Transponders	Total Number of Migrated Transponders	Total Number of NJ CSC Active Transponders
9,228	131,323	140,551	5,632,685

The Commission will be able to identify 78,993 migrated accounts through a prefix account number (60000). This number will precede the 4-digit account assigned to these accounts. The prefix number was provided in order for the Commission to identify all migrated E-ZPass accounts.

Delaware River Joint Toll Bridge Commission
Meeting of May 24, 2021

E-ZPASS REPORT
CUSTOMER SERVICE CENTER/VIOLATIONS PROCESSING CENTER (CSC/VPC)
OPERATIONS REPORT FOR THE E-ZPASS SYSTEM
APRIL 2021

E-ZPass Department Call Activity	Total Calls for April
<i>CSC/VPC Inquiries</i>	
Account Modification Requests	35
Violation Notification Inquires	41
SFB Inquiries (commuter discount/toll by plate)	26
<i>General Commission Inquiries</i>	
Calls referred to Other Departments (H.R., Eng., ESS)	7
<i>Web-Inquiries</i>	
Account Updates	27
Violations	20
Disputes	35
TOTAL NUMBER OF CALLS	191

E-ZPass account modification requests and violation inquiries represent an increase in calls for April.

SCUDDER FALLS BRIDGE	TOLL-BY-PLATE BILLS AND VIOLATION NOTICES MAILED IN APRIL
TOLL BILL A	19,036
TOLL BILL B	6,988
LEVEL 1 VIOLATIONS	7,190
LEVEL 2 VIOLATIONS	5,575

E-ZPASS REPORT
CUSTOMER SERVICE CENTER/VIOLATIONS PROCESSING CENTER (CSC/VPC)
OPERATIONS REPORT FOR THE E-ZPASS SYSTEM
APRIL 2021

CSC/VPC Post-Migration Collection Update:

As a result of post-migration collection efforts from May 2014 – April 2021, New Jersey E-ZPass reports \$5,633,243.58 collected in tolls and \$18,408,732.21 collected in fees.

Collection Account Updates:

CRST Lincoln Sales - August Settlement: DRJTBC received payment in the amount of \$43,188.15 for violation transactions from February 2016 through July 2019. The full outstanding toll in the amount of \$14,428.15 was paid. Conduent receives a percentage share of the administrative fee. Therefore, DRJTBC received payment for the fees in the amount of \$19,185.00. Commission counsel filed a civil complaint for the outstanding amount. General Counsel for CRST International, Inc. and Commission counsel representing Florio Perucci Steinhardt & Capelli negotiated payment for the entire outstanding amount.

Transcom - August Settlement: DRJTBC received payment in the amount of \$5,000.00 representing outstanding tolls from April 2014-October 2018. Commission counsel filed a civil complaint for the outstanding amount. Counsel for Transcom and Commission counsel representing Florio Perucci Steinhardt & Capelli negotiated payment.

JCV Trucking - September Settlement: DRJTBC will receive payment in the amount of \$100,050.00 representing outstanding tolls and a portion of fees for violation transactions from 2014-2018. The full outstanding toll in the amount of \$67,098 will be paid. \$32,952.00 will be applied to \$143,010.00 in outstanding fees. Commission counsel filed a civil lawsuit for the outstanding amounts. A hearing in Federal Bankruptcy Court was scheduled on September 24th which resulted in JCV's Chapter 11 Reorganization Plan and Disclosure Statement. Monthly payments will be paid in the amount of \$1,334.00 over 75 months.

TMT Trucking: On 12/19/19, DRJTBC was awarded \$40,000.00 during an arbitration hearing. The defendant as well as the Commission has 30 days to appeal the verdict. The Commission nor the defendant has appealed the verdict. The current outstanding amount owed to the Commission in tolls is \$19,584.00 and \$31,290.00 in fees.

Jhonatan Trucking: Arbitration awarded to the Commission in the amount of \$75,015.50 for outstanding tolls and fees.

**E-Z PASS REPORT
CUSTOMER SERVICE CENTER/VIOLATIONS PROCESSING CENTER (CSC/VPC)
OPERATIONS REPORT FOR THE E-ZPASS SYSTEM
APRIL 2021**

Violation Camera Monitoring:

The E-ZPass Department in tandem with TransCore's Field Service Technicians (FSTs) monitor vehicle license plate images in the Southern, Central and Northern Regions through the Commission's Violation Enforcement System (VES).

**IAG, New Jersey Turnpike Authority (NJTA) and Electronic Toll Collection System (ETC)
Meetings and Workshops**

Continue to represent the Commission at the following committees, meetings and workshops:

1. IAG Reciprocity Committee
2. IAG Public Relations & Marketing Committee
3. IAG Legal Committee
4. IAG Rental/Fleet Car Subgroup Committee
5. New Jersey Turnpike Authority Project Status Meetings
6. New Jersey Customer Service Center Requirements Meetings

DELAWARE RIVER JOINT TOLL BRIDGE COMMISSION
Meeting of May 24, 2021

ELECTRONIC TOLL COLLECTION PROGRAM

MONTH OF APRIL 2021

SUBJECT	DESCRIPTION	PAGE NUMBER
ETC PROGRAM	Electronic Toll Collection Program Report	1-3

DELAWARE RIVER JOINT TOLL BRIDGE COMMISSION
Meeting of May 24, 2021

ELECTRONIC TOLL COLLECTION PROGRAM
MONTH OF APRIL 2021

The following items were recently initiated, accomplished or performed during the above noted month:

Activities for the In-Lane Toll System

1. Kapsch submitted a list of recommendations for tuning adjustments for the Commission's transponder readers. The recommendations were submitted to TransCore for review and implementation. TransCore adjusted the reader tuning at toll bridges to improve transponder reading and currently monitoring to confirm the results. TransCore completed a Microsoft and SQL update at all bridge host servers.
2. TransCore coordinated with Conduent to develop a reconciliation file interface control document (ICD) between the Commission's in-lane toll system and the NJ CSC. Testing of this file transfer will be completed prior to implementing it.
3. An unforeseen allowance reduction was executed for TransCore's replacement of the roadway loops located within each conventional toll plaza lane and the Open Road Tolling zone as these will need to be replaced during the Delaware Water Gap Toll Bridge pavement rehabilitation project.
4. Commission Staff and TransCore meet monthly to review and discuss system operational and maintenance items. A weekly call also takes place to briefly review system maintenance items for the week.

Activities for the E-ZPass Customer Service Center/Violation Processing Center

1. The New Jersey Turnpike Authority (NJTA), as the lead agency, is facilitating all meetings with the other agencies and Conduent to manage the implementation of outstanding system elements for the New Jersey E-ZPass Customer Service Center.
2. Commission staff worked with Conduent to finalize their communication connection to the disaster recovery toll host located at the New Hope Administration Building.
3. Conduent coordinated with TransCore to develop a reconciliation file interface control document (ICD) between the Commission's in-lane toll system and the NJ CSC. Testing of this file transfer will be completed prior to implementing it..

DELAWARE RIVER JOINT TOLL BRIDGE COMMISSION
Meeting of May 24, 2021

General Electronic Toll Collection Program Activities

1. Mr. Stracciolini participated in the IAG E-ZPass Executive Management Committee meeting and Policy Committee meetings.
2. Mr. Stracciolini is participating in the IAG's Tag Only Procurement team, Non-toll Business Opportunity Task Force and Protocol Planning Working Group.
3. Mr. Stracciolini is the Co-Chair of the IAG's Next Generation Equipment Procurement Committee and has facilitated several working meetings with the consulting team for preparation of a Request for Proposals.
4. Mr. Stracciolini served on the evaluation committee for the review of proposals in response to the IAG Interoperability Hub Request for Proposals.

**Delaware River Joint Toll Bridge
Commission Meeting of May 24, 2021**

CONTRACT COMPLIANCE REPORT INDEX

Month of April 2021

SUBJECT	DESCRIPTION	PAGE NUMBER
Contract Compliance Program Operations Report	Operations Report April 2021	1-16

**Delaware River Joint Toll Bridge Commission Month of
April 2021**

TABLE OF CONTENTS

	<u>PAGES</u>
IBE PROGRAM	
• IBE Program Overview	3
• Compliance Score Overview	4
• IBE Summary Report	5
• Active Professional Projects Payments Detail and Score	6
• Completed Professional Projects Payments Detail and Score	7
• Active Construction Projects Payments, Workforce & Ethnicity Utilization Scores	8 -9
• Completed Construction Projects Payments, Workforce & Ethnicity Utilization	10-12
MWSBE Program	
MWSBE: Minority (7%), Women (3%), and Small Business (25%) Enterprise Program Overview	13
MWSBE Program Commitments for Professional and Construction (<i>Active & Completed Pie Charts</i>)	14
MWSBE Professional & Construction Projects Final Commitment	15 -16

**Delaware River Joint Toll Bridge
Commission Month of April 2021**

IBE PROGRAM OVERVIEW

The Delaware River Joint Toll Bridge Commission (Commission) established an IBE Program (MBE/WBE/SBE/DBE/DsBE/VBE) with a target of 25% for all Professional Services and Construction Contracts awarded by the Commission effective July 1, 2014. To date, the Commission has awarded **(67)** contracts with the IBE Program requirements. Currently, there are **(36) active** projects and **(31) completed** projects.

IBE Program Requirements

The Commission began using Elation Systems effective January 2017, as the online system for Payment Verification and Certified Payroll Reporting (CPR). All contracts awarded by the Commission to a Prime Consultant/Prime Contractor and their Subconsultants and Subcontractors use this service free of charge. Online training is available to vendors on how to use Elation Systems. The Contract Compliance Department and Elation Support Staff are available to assist all users.

The Contract Compliance Department (CCD) monitors, posts and reports data in regards to all payments. The CCD also reviews all Certified Payrolls submitted into Elation Systems.

The following are all mandatory requirements:

Company On-Line Registration:

- i. All Primes must register their company and activate an account in Elation Systems; *and*
- ii. All Primes must also ensure that all Subconsultants and Subcontractors register their company and activate an account in Elation Systems.

Payment Verification:

- i. Prime Contractors must post all payments to their Subconsultants and/or Subcontractors in Elation Systems; *and*
- ii. Prime Contractors and their Subconsultants and/or Subcontractors must confirm all payments received in Elation Systems.

Certified Payroll Reporting:

- i. All Prime Contractors are responsible for assigning someone from their staff with the responsibility to review, approve, and upload their CPR(s) on a weekly basis into Elation Systems; *and*
- ii. All Prime Contractors must also ensure that their Subcontractors upload their CPR(s) on a weekly basis into Elation Systems.

Prime Consultants / Contractors IBE Target performance will be displayed / available on the Commission's public website.

Delaware River Joint Toll Bridge
Commission Month of April 2021
Contract Compliance Department Compliance
IBE Scores Overview

The Commission through its Contract Compliance Department has instituted a Compliance Score Ranking that will be included in the Monthly Contract Compliance Report for all Professional Services and Construction Projects.

The Compliance Score Ranking is an ongoing summary of data presented on Active and Completed contracts, which includes the tracking of payments from Prime Consultants and Contractors to IBE Subconsultants and Subcontractors, and the Prime Contractors Workforce Utilization. The Scores will illustrate the progress and participation to meet the Targets by Prime Consultants and Contractors as part of the IBE program.

The complete and timely reporting of payments and certified payrolls to the Elation Systems by the Prime Consultants and Prime Contractors, and their Subconsultants and Subcontractors, will assist the Prime Consultant and Prime Contractor in tracking the data to meet their targets.

Accordingly, each Prime will also be given a final grade at the completion of each project. Additionally, the data will be uploaded onto the Commission's public website on a monthly basis. ***The Score(s) are factored using the following criteria:***

IBE PAYMENTS

The payments by the Prime Consultant / Contractor to each of their IBE Subconsultants / Subcontractors will be calculated based on the criteria set by the Commission's 25% IBE Target.

WORKFORCE UTILIZATION

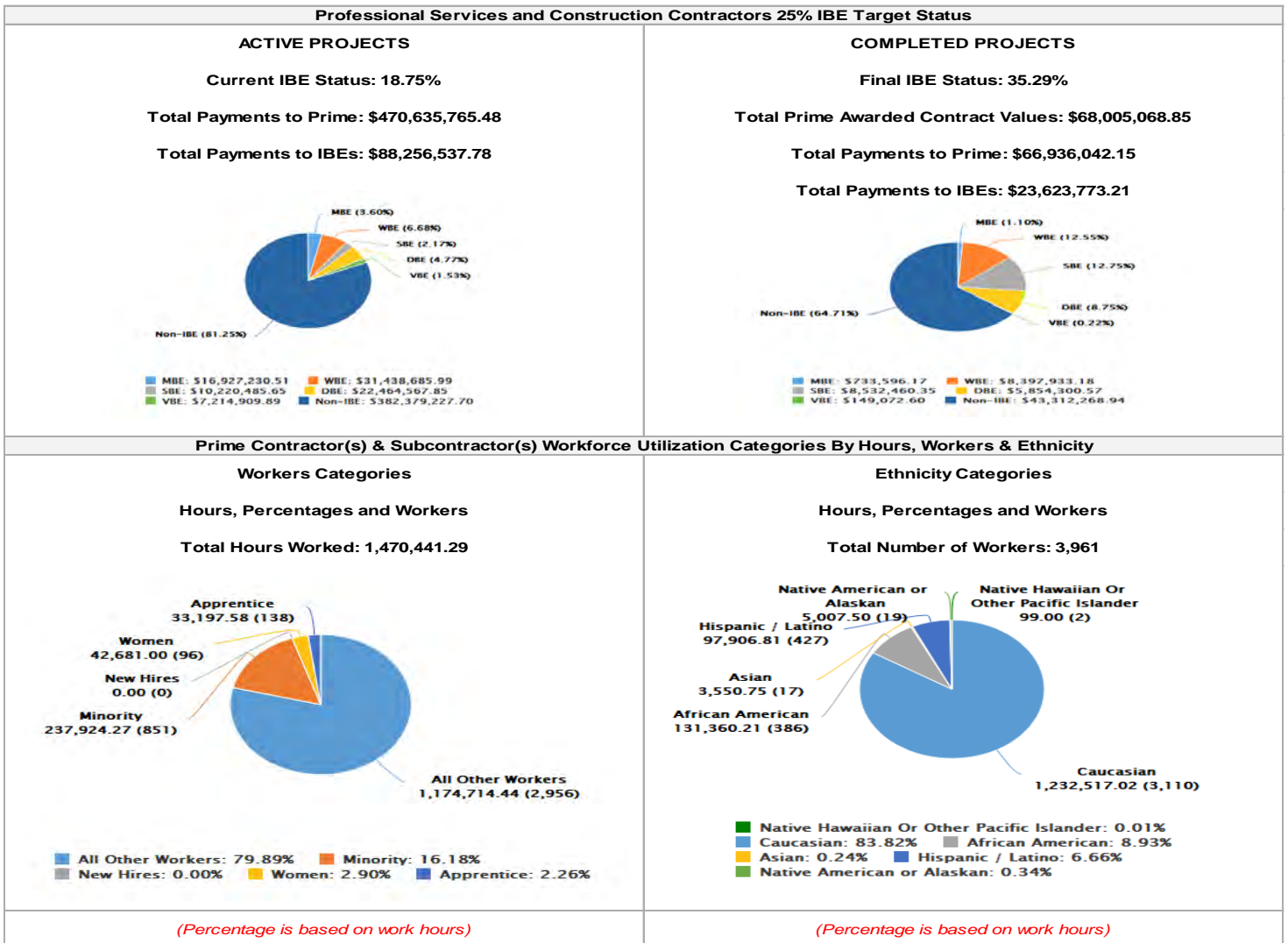
Workforce utilization contains 2 levels of scoring and documents the hourly employee utilization by workforce type, ethnicity and gender.

IBE Payments Legend	
Score Rankings	IBE Commitment Participation
A+	45% & above
A	35% to 44.9%
B+	30% to 34.9%
B	25% to 29.9%
C+	20% to 24.9%
C	15% to 19.9%
D+	10% to 14.9%
D	5% to 9.9%
F	4.9% & below

Workforce Utilization Legend		
Score Rankings	Workforce Commitment Participation	Ethnicity & Gender Participation
A+	30% & above	25% & a above
A	25% to 29.9%	15% to 24.9%
B+	20% to 24.9%	over 15%
B	15% to 19.9%	10% to 14.9%
C+	10% to 14.9%	over 10%
C	10% to 14.9%	7.5% to 9.9%
D+	5% to 9.9%	over 7.5%
D	5% to 9.9%	5% to 7.4%
F	4.9% & below	4.9% & below

Delaware River Joint Toll Bridge Commission Month of April 2021

APRIL 2021 IBE SUMMARY REPORT



	Contract Value	Prime P / T / D	IBE P / T / D	IBE Actual	Score
Active Professional and Construction Projects Totals	\$ 593,645,616.84	\$ 470,635,765.48	\$ 88,256,537.78	18.75%	C
Active Professional Services Projects Totals	\$ 103,998,829.03	\$ 76,149,440.71	\$ 19,125,779.50	25.12%	B
Completed Professional Services Projects Totals	\$ 7,006,035.49	\$ 6,705,386.58	\$ 1,246,907.99	18.60%	C
Completed Professional Services & Construction Projects Totals	\$ 68,005,068.85	\$ 66,936,042.15	\$ 23,623,773.21	35.29%	A

ACTIVE CONSTRUCTION PROJECTS TOTALS														
Payments Summary					Workforce Hours Summary 19.00%						Ethnicity Participation Summary			
Total <div>□</div> Contracts <div>□</div> Value	Total Prime <div>□</div> P / T / D	Total IBE <div>□</div> P / T / D	Total IBE %	Payments Score (Total IBE Payments)	Total Number of Workers	Total Hours Worked	Caucasian Hours	Total Minority Hours	Total Women Hours	Workforce Score (Total Hours Worked)	Caucasian %	Minority %	Women %	Ethnicity Score (Total Participation)
\$489,646,787.81	\$394,486,324.77	\$69,130,758.28	17.52%	C	3162	1,350,211.93	1,134,019.71	216,192.22	40,405.75	B	83.99%	16.01%	2.99%	A
COMPLETED CONSTRUCTION PROJECTS TOTALS														
Payments Summary					Workforce Hours Summary 19.97%						Ethnicity Participation Summary			
Total <div>□</div> Contracts <div>□</div> Value	Total Prime <div>□</div> P / T / D	Total IBE <div>□</div> P / T / D	Total IBE %	Payments Score (Total IBE Payments)	Total Number of Workers	Total Hours Worked	Caucasian Hours	Total Minority Hours	Total Women Hours	Workforce Score (Total Hours Worked)	Caucasian %	Minority %	Women %	Ethnicity Score (Total Participation)
\$60,999,033.36	\$60,230,655.57	\$22,376,865.22	37.15%	A	864	120,229.36	98,497.31	21,732.05	2,275.25	B	81.92%	18.08%	1.89%	A

Delaware River Joint Toll Bridge Commission Month of April 2021

Active Professional Services Projects Payments Detail Report

Date: From 07/01/2014 To 04/30/2021

IBE Payments Legend	
Score Rankings	IBE Commitment
A+	45% & above
A	35% to 44.9%
B+	30% to 34.9%
B	25% to 29.9%
C+	20% to 24.9%
C	15% to 19.9%
D+	10% to 14.9%
D	5% to 9.9%
F	4.9% & below

	Contract Value	Prime P / T / D	IBE P / T / D	IBE Actual	Score
Active Professional and Construction Projects Totals	\$ 593,645,616.84	\$ 470,635,765.48	\$ 88,256,537.78	18.75%	C
Active Professional Services Projects Totals	\$ 103,998,829.03	\$ 76,149,440.71	\$ 19,125,779.50	25.12%	B

	Prime Consultants	IBE Firm	Project Title	Contract Value	Prime P / T / D	IBE P / T / D	IBE Actual	Score
1	Gannett Fleming Inc. - Camp Hill, PA		C-519A GANNETT - Southern Operations & Maintenance Facilities Improvements	\$ 4,848,884.63	\$ 3,256,843.98	\$ 768,693.43	23.60%	C+
2	Greenman-Pedersen, Inc.		C-590A PROFESSIONAL ENGINEERING	\$ 1,420,768.65	\$ 964,766.13	\$ 419,000.99	43.43%	A
3	Michael Baker International, Inc.		C-660A BAKER - SFB Replacement Project Final Design Services	\$ 33,626,658.74	\$ 32,521,514.61	\$ 6,541,634.09	20.11%	C+
4	McCormick Taylor, Inc.		C-662A MCCORMICK - SFB Replacement	\$ 1,800,016.87	\$ 1,405,317.45	\$ 364,088.20	25.91%	B
5	Cherry, Weber & Associates, P.C.		C-684A-2 Van Cleef Engineering Associates, LLC - formally - CHERRY	\$ 1,260,000.00	\$ 1,178,097.76	\$ 292,358.15	24.82%	C+
6	French & Parrello Associates (IBE Prime)	VBE	C-696B FRENCH - TOA/ Engineering Services - NJ Assignment	\$ 500,000.00	\$ 139,135.60	\$ 139,135.60	100.00%	A+
7	Rummel, Klepper and Kahl, LLP		C-701A RK&K - TOA/ Engineering Services for Electronic Toll Collection	\$ 500,000.00	\$ 461,377.87	\$ 91,464.15	19.82%	C
8	IH Engineers, P.C. (IBE Prime)	MBE	C-702B IH ENGS (IBE)- STRUCTURAL / CIVIL TASK ORDER AGREEMENT - NJ	\$ 1,000,000.00	\$ 841,938.28	\$ 841,938.28	100.00%	A+
9	Urban Engineers, Inc.		C-703A URBAN - TOA/ Construction	\$ 500,000.00	\$ 445,990.62	\$ 89,676.75	20.11%	C+
10	Greenman-Pedersen, Inc.		C-704A GPI / New Hope-Lambertville Toll	\$ 500,000.00	\$ 499,296.12	\$ 26,283.06	5.26%	D
11	USA Architects (IBE Prime)	SBE	C-707A USA - Commission Administration Building at Scudder Falls	\$ 1,376,451.71	\$ 1,376,354.11	\$ 1,376,354.11	100.00%	A+
12	Pennoni Associates Inc		C-715A PENNONI ASSOCIATES INC -	\$ 1,000,000.00	\$ 814,127.51	\$ 198,308.65	24.36%	C+
13	Johnson, Mirmiran and Thompson, Inc.		C-716A JMT (JOHNSON, MIRMIRAN & THOMPSON) - Facilities Task Order	\$ 500,000.00	\$ 131,036.70	\$ -	0.00%	F
14	The Gordian Group, Inc.		C-727A THE GORDIAN GROUP, INC.- JOB	\$ 650,000.00	\$ 259,744.14	\$ -	0.00%	F
15	Rummel, Klepper and Kahl, LLP		C-728A RUMMEL, KLEPPER & KAHL - ELECTRONIC TOLL COLLECTION /	\$ 500,000.00	\$ 124,117.29	\$ 7,647.96	6.16%	D
16	French & Parrello Associates (IBE Prime)	VBE	C-729A FRENCH & PARRELLO ASSOCIATES - FACILITIES TASK ORDER	\$ 500,000.00	\$ 15,677.45	\$ 15,677.45	100.00%	A+
17	Arora and Associates, P.C. (IBE Prime)	MBE	C-732A ARORA AND ASSOCIATES, PC.- (IBE) - Structural Civil TOA - NJ	\$ 2,000,000.00	\$ 389,058.23	\$ 389,058.23	100.00%	A+
18	KS Engineers, P.C. (IBE Prime)	MBE	C-733A KS ENGINEERS, P.C. - CONSTRUCTION MANAGEMENT	\$ 500,000.00	\$ 40,101.75	\$ 40,101.75	100.00%	A+
19	WSP/PARSONS BRINCKERHOFF, INC		C-750A WSP - USA - STRUCTURAL / CIVIL TASK ORDER AGREEMENT (TOA)	\$ 1,000,000.00	\$ 24,093.57	\$ -	0.00%	F
20	TRC Engineers		CI-671A TRC - SFB Replacement Project	\$ 6,515,220.03	\$ 3,334,361.95	\$ 1,259,325.73	37.77%	A
21	WSP/PARSONS BRINCKERHOFF, INC		CI-672A PARSONS (WSP) - SFB Replacement Project Engineering	\$ 7,776,718.32	\$ 4,345,988.09	\$ 1,201,142.24	27.64%	B
22	Gannett Fleming Inc. - Camp Hill, PA		CI-673A GANNETT - SFB Replacement Project Engineering Services for NJ	\$ 6,568,103.32	\$ 4,853,660.11	\$ 1,656,892.54	34.14%	B+
23	Joseph Jingoli & Son, Inc.		CM-519A SOUTHERN OPERATION &	\$ 3,611,070.68	\$ 36,641.39	\$ -	0.00%	F
24	Hill International, Inc. - Philadelphia, PA		CM-669A HILL - SFB Replacement Project Construction Management Services	\$ 25,015,066.98	\$ 18,160,413.66	\$ 3,371,248.18	18.56%	C
25	Joseph Jingoli & Son, Inc.		CM-707A JINGOLI - Commission	\$ 529,869.10	\$ 529,786.34	\$ 35,749.96	6.75%	D

*Met or Exceeded the Target

*Did Not Meet the Target

*P/T/D = Paid To Date

Delaware River Joint Toll Bridge Commission Month of April 2021

Completed Professional Services Projects Payments Detail Report

Date: From 07/01/2014 To 04/30/2021

IBE Payments Legend	
Score Rankings	IBE Commitment
A+	45% & above
A	35% to 44.9%
B+	30% to 34.9%
B	25% to 29.9%
C+	20% to 24.9%
C	15% to 19.9%
D+	10% to 14.9%
D	5% to 9.9%
F	4.9% & below

	Contract Value	Prime P / T / D	IBE P / T / D	IBE Actual	Score
Completed Professional Services Projects Totals	\$ 7,006,035.49	\$ 6,705,386.58	\$ 1,246,907.99	18.60%	C
Completed Professional Services & Construction Projects Totals	\$ 68,005,068.85	\$ 66,936,042.15	\$ 23,623,773.21	35.29%	A

	Prime Consultants	IBE Firm	Project Title	Contract Value	Prime P / T / D	IBE P / T / D	IBE Actual	Score
1	Burns Engineering, Inc.		C-508A BURNS - I-78 Maintenance	\$ 717,042.74	\$ 717,042.74	\$ 305,795.94	42.65%	A
2	Gannett Fleming Inc. - Camp Hill, PA		C-644A GANNETT - I-78 Bridges & Approach Slab Rehabilitation	\$ 651,157.49	\$ 600,565.63	\$ 42,925.47	7.15%	D
3	Ammann & Whitney		C-650A AMMANN - Riverton / Belvidere	\$ 517,538.84	\$ 451,072.33	\$ 36,347.80	8.06%	D
4	Joseph Jingoli & Son, Inc.		C-657A JINGOLI - TOA / Building	\$ 297,447.93	\$ 297,447.96	\$ 13,380.00	4.50%	F
5	Pennoni Associates Inc		C-663A PENNONI - SFB Replacement	\$ 237,424.67	\$ 237,424.67	\$ 118,547.24	49.93%	A+
6	Johnson, Mirmiran and Thompson, Inc.		C-696A JMT - TOA / Engineering Services - PA Assignment	\$ 500,000.00	\$ 436,347.22	\$ 91,400.98	20.95%	C+
7	Jacobs Engineering Group Inc.		CI-566A JACOBS - Portland / Columbia Toll Bridge Approach Roadways	\$ 476,991.53	\$ 476,991.53	\$ 144,473.11	30.29%	B+
8	Jacobs Engineering Group Inc.		CI-665A JACOBS - SFB Replacement Project Engineering Services for PA	\$ 626,965.40	\$ 626,933.76	\$ 44,766.05	7.14%	D
9	STV Inc. - Trenton, NJ		CM-508A STV - I-78 Maintenance Garage	\$ 586,402.81	\$ 582,335.21	\$ 44,851.79	7.70%	D
10	Greenman-Pedersen, Inc.		CM-644A GPI - I-78 Bridges and Approach	\$ 1,545,442.08	\$ 1,429,603.53	\$ 266,934.72	18.67%	C
11	Greenman-Pedersen, Inc.		CM-664A GPI - SFB Replacement Project	\$ 849,622.00	\$ 849,622.00	\$ 137,484.89	16.18%	C

*Met or Exceeded the Target

*Did Not Meet the Target

*P/T/D = Paid To Date

Delaware River Joint Toll Bridge

Commission Month of April 2021

Active Construction Projects - Summary's & Scores (IBE Payments, Workforce Hours & Ethnicity Participation)

Date: From 07/01/2014 To 04/30/2021

IBE Payments Legend	
Score Rankings	IBE Commitment Participation
A+	45% & above
A	35% to 44.9%
B+	30% to 34.9%
B	25% to 29.9%
C+	20% to 24.9%
C	15% to 19.9%
D+	10% to 14.9%
D	5% to 9.9%
F	4.9% & below

Total of all Primes Contract Values \$489,646,787.81

Total Payments to all Primes \$394,486,324.77

Total Payments to all IBEs \$69,130,758.28

IBE Target 25.00%

IBE Actual 17.52%

Workforce Utilization Legend		
Score Rankings	Workforce Commitment Participation	Ethnicity & Gender Participation
A+	30% & above	25% & above
A	25% to 29.9%	15% to 24.9%
B+	20% to 24.9%	over 15%
B	15% to 19.9%	10% to 14.9%
C+	10% to 14.9%	over 10%
C	10% to 14.9%	7.5% to 9.9%
D+	5% to 9.9%	over 7.5%
D	5% to 9.9%	5% to 7.4%
F	4.9% & below	4.9% & below

ACTIVE CONSTRUCTION PROJECTS TOTALS														
Payments Summary					Workforce Hours Summary 19.00%					Ethnicity Participation Summary				
Total <input type="checkbox"/> Contracts <input type="checkbox"/> Value	Total Prime <input type="checkbox"/> P / T / D	Total IBE <input type="checkbox"/> P / T / D	Total IBE %	Payments Score (Total IBE Payments)	Total Number of Workers	Total Hours Worked	Caucasian Hours	Total Minority Hours	Total Women Hours	Workforce Score (Total Hours Worked)	Caucasian %	Minority %	Women %	Ethnicity Score (Total Participation)
\$489,646,787.81	\$394,486,324.77	\$69,130,758.28	17.52%	C	3162	1,350,211.93	1,134,019.71	216,192.22	40,405.75	B	83.99%	16.01%	2.99%	A

DB-540A TRANSORE - Electronic Toll Collection System Replacement - Design, Build & Maintain														
Payments Summary					Workforce Hours Summary 53.31%					Ethnicity Participation Summary				
Total <input type="checkbox"/> Contracts <input type="checkbox"/> Value	Total Prime <input type="checkbox"/> P / T / D	Total IBE <input type="checkbox"/> P / T / D	Total IBE %	Payments Score (Total IBE Payments)	Total Number of Workers	Total Hours Worked	Caucasian Hours	Total Minority Hours	Total Women Hours	Workforce Score (Total Hours Worked)	Caucasian %	Minority %	Women %	Ethnicity Score (Total Participation)
\$12,462,964.26	\$11,346,449.43	\$2,316,211.51	20.41%	C+	15	2,040.00	952.50	1,087.50	0.00	A+	46.69%	53.31%	0.00%	A+

DB-724A SCHNEIDER ELECTRIC Electronic Surveillance/Detection System Maintenance Contract														
Payments Summary					Workforce Hours Summary 45.89%					Ethnicity Participation Summary				
Total <input type="checkbox"/> Contracts <input type="checkbox"/> Value	Total Prime <input type="checkbox"/> P / T / D	Total IBE <input type="checkbox"/> P / T / D	Total IBE %	Payments Score (Total IBE Payments)	Total Number of Workers	Total Hours Worked	Caucasian Hours	Total Minority Hours	Total Women Hours	Workforce Score (Total Hours Worked)	Caucasian %	Minority %	Women %	Ethnicity Score (Total Participation)
\$11,294,820.75	\$1,182,625.66	\$27,708.76	2.34%	F	57	717.00	479.00	238.00	91.00	A+	66.81%	33.19%	12.69%	A+

T-668A TRUMBULL 2 New Jersey - SFB Replacement Project														
Payments Summary					Workforce Hours Summary 20.83%					Ethnicity Participation Summary				
Total <input type="checkbox"/> Contracts <input type="checkbox"/> Value	Total Prime <input type="checkbox"/> P / T / D	Total IBE <input type="checkbox"/> P / T / D	Total IBE %	Payments Score (Total IBE Payments)	Total Number of Workers	Total Hours Worked	Caucasian Hours	Total Minority Hours	Total Women Hours	Workforce Score (Total Hours Worked)	Caucasian %	Minority %	Women %	Ethnicity Score (Total Participation)
\$-	\$-	\$-	0.00%	N/A	1421	545,334.83	447,513.02	97,821.81	15,793.50	B+	82.06%	17.94%	2.90%	A

T-668A TRUMBULL 1 Pennsylvania SFB Bridge Replacement Project														
Payments Summary					Workforce Hours Summary 18.25%					Ethnicity Participation Summary				
Total <input type="checkbox"/> Contracts <input type="checkbox"/> Value	Total Prime <input type="checkbox"/> P / T / D	Total IBE <input type="checkbox"/> P / T / D	Total IBE %	Payments Score (Total IBE Payments)	Total Number of Workers	Total Hours Worked	Caucasian Hours	Total Minority Hours	Total Women Hours	Workforce Score (Total Hours Worked)	Caucasian %	Minority %	Women %	Ethnicity Score (Total Participation)
\$423,607,138.95	\$354,387,424.13	\$59,847,797.71	16.89%	C	1668	706,545.90	601,535.41	105,010.49	23,911.25	B	85.14%	14.86%	3.38%	B

T-707A Bracy Commission Administration Building at SFB & Adaptive Reuse of the 1799 Building														
Payments Summary					Workforce Hours Summary 12.32%					Ethnicity Participation Summary				
Total <input type="checkbox"/> Contracts <input type="checkbox"/> Value	Total Prime <input type="checkbox"/> P / T / D	Total IBE <input type="checkbox"/> P / T / D	Total IBE %	Payments Score (Total IBE Payments)	Total Number of Workers	Total Hours Worked	Caucasian Hours	Total Minority Hours	Total Women Hours	Workforce Score (Total Hours Worked)	Caucasian %	Minority %	Women %	Ethnicity Score (Total Participation)
\$21,357,000.00	\$21,418,985.71	\$4,382,167.83	20.46%	C+	435	80,061.86	70,408.20	9,653.66	209.00	C	87.94%	12.06%	0.26%	B

T-719A Delaware Water Gap Toll Bridge Facility Westbound Toll Plaza Roadway and NJ Approach Repairs.														
Payments Summary					Workforce Hours Summary 0.00%					Ethnicity Participation Summary				
Total <input type="checkbox"/> Contracts <input type="checkbox"/> Value	Total Prime <input type="checkbox"/> P / T / D	Total IBE <input type="checkbox"/> P / T / D	Total IBE <input type="checkbox"/> %	Payments Score (Total IBE Payments)	Total Number of Workers	Total Hours Worked	Caucasian Hours	Total Minority Hours	Total Women Hours	Workforce Score (Total Hours Worked)	Caucasian %	Minority %	Women %	Ethnicity Score (Total Participation)
\$3,773,197.85	\$-	\$-	0.00%	N/A	0	0.00	0.00	0.00	0.00	N/A	0.00%	0.00%	0.00%	N/A

T-730ABRACY Southern Operations & Maintenance Facilities Improvements Trenton Morrisville Salt Operations														
Payments Summary					Workforce Hours Summary 6.85%					Ethnicity Participation Summary				
Total <input type="checkbox"/> Contracts <input type="checkbox"/> Value	Total Prime <input type="checkbox"/> P / T / D	Total IBE <input type="checkbox"/> P / T / D	Total IBE %	Payments Score (Total IBE Payments)	Total Number of Workers	Total Hours Worked	Caucasian Hours	Total Minority Hours	Total Women Hours	Workforce Score (Total Hours Worked)	Caucasian %	Minority %	Women %	Ethnicity Score (Total Participation)
\$3,275,000.00	\$3,234,621.97	\$-	0.00%	F	57	5,831.08	5,471.58	359.50	40.00	D	93.83%	6.17%	0.69%	D

TTS-723A J FLETCHER CREAMER On Call Beam Guide Rail & Attenuator Replacement														
Payments Summary					Workforce Hours Summary 35.44%					Ethnicity Participation Summary				
Total <input type="checkbox"/> Contracts <input type="checkbox"/> Value	Total Prime <input type="checkbox"/> P / T / D	Total IBE <input type="checkbox"/> P / T / D	Total IBE %	Payments Score (Total IBE Payments)	Total Number of Workers	Total Hours Worked	Caucasian Hours	Total Minority Hours	Total Women Hours	Workforce Score (Total Hours Worked)	Caucasian %	Minority %	Women %	Ethnicity Score (Total Participation)
\$1,376,666.00	\$403,929.00	\$44,583.60	11.04%	D+	46	1,411.00	911.00	500.00	0.00	A+	64.56%	35.44%	0.00%	A+

Delaware River Joint Toll Bridge Commission Month of April 2021

Active Construction Projects - Summary's & Scores (IBE Payments, Workforce Hours & Ethnicity Participation)

Date: From 07/01/2014 To 04/30/2021

IBE Payments Legend	
Score Rankings	IBE Commitment Participation
A+	45% & above
A	35% to 44.9%
B+	30% to 34.9%
B	25% to 29.9%
C+	20% to 24.9%
C	15% to 19.9%
D+	10% to 14.9%
D	5% to 9.9%
F	4.9% & below

Total of all Primes Contract Values \$489,646,787.81

Total Payments to all Primes \$394,486,324.77

Total Payments to all IBEs \$69,130,758.28

IBE Target 25.00%

IBE Actual 17.52%

Workforce Utilization Legend		
Score Rankings	Workforce Commitment Participation	Ethnicity & Gender Participation
A+	30% & above	25% & above
A	25% to 29.9%	15% to 24.9%
B+	20% to 24.9%	over 15%
B	15% to 19.9%	10% to 14.9%
C+	10% to 14.9%	over 10%
C	10% to 14.9%	7.5% to 9.9%
D+	5% to 9.9%	over 7.5%
D	5% to 9.9%	5% to 7.4%
F	4.9% & below	4.9% & below

TTS-734A MOUNT CONSTRUCTION (SBE) - JOC North Bridge Construction														
Payments Summary					Workforce Hours Summary 21.26%					Ethnicity Participation Summary				
Total <div>☐</div> Contracts <div>☐</div> Value	Total Prime <div>☐</div> P / T / D	Total IBE <div>☐</div> P / T / D	Total IBE %	Payments Score (Total IBE Payments)	Total Number of Workers	Total Hours Worked	Caucasian Hours	Total Minority Hours	Total Women Hours	Workforce Score (Total Hours Worked)	Caucasian %	Minority %	Women %	Ethnicity Score (Total Participation)
\$3,500,000.00	\$967,003.81	\$967,003.81	100.00%	A+	44	4,359.50	3,789.00	570.50	356.50	B+	86.91%	13.09%	8.18%	B

TTS-735A MOUNT CONSTRUCTION (SBE) - JOC Services for Bridge, Highway & Civil Work SOUTH REGION														
Payments Summary					Workforce Hours Summary 23.13%					Ethnicity Participation Summary				
Total <input type="checkbox"/> Contracts <input type="checkbox"/> Value	Total Prime <input type="checkbox"/> P / T / D	Total IBE <input type="checkbox"/> P / T / D	Total IBE %	Payments Score (Total IBE Payments)	Total Number of Workers	Total Hours Worked	Caucasian Hours	Total Minority Hours	Total Women Hours	Workforce Score (Total Hours Worked)	Caucasian %	Minority %	Women %	Ethnicity Score (Total Participation)
\$2,500,000.00	\$476,278.86	\$476,278.86	100.00%	A+	33	2,602.50	2,000.50	602.00	0.00	B+	76.87%	23.13%	0.00%	A

TTS-736A RCC BUILDERS & DEVELOPERS - JOC for Building and Facility Work North Region														
Payments Summary					Workforce Hours Summary 50.33%						Ethnicity Participation Summary			
Total <div>Contracts</div> <div>Value</div>	Total Prime <div>P / T / D</div>	Total IBE <div>P / T / D</div>	Total IBE %	Payments Score <div>(Total IBE Payments)</div>	Total Number of Workers	Total Hours Worked	Caucasian Hours	Total Minority Hours	Total Women Hours	Workforce Score <div>(Total Hours Worked)</div>	Caucasian %	Minority %	Women %	Ethnicity Score <div>(Total Participation)</div>
\$3,000,000.00	\$-	\$-	0.00%	N/A	2	306.00	152.00	154.00	0.00	A+	49.67%	50.33%	0.00%	A+

TTS-737A RCC BUILDERS & DEVELOPERS - Job Order Contracting for Building & Facility Work SOUTH REGION														
Payments Summary					Workforce Hours Summary 19.88%					Ethnicity Participation Summary				
Total <input type="checkbox"/> Contracts <input type="checkbox"/> Value	Total Prime <input type="checkbox"/> P / T / D	Total IBE <input type="checkbox"/> P / T / D	Total IBE %	Payments Score (Total IBE Payments)	Total Number of Workers	Total Hours Worked	Caucasian Hours	Total Minority Hours	Total Women Hours	Workforce Score (Total Hours Worked)	Caucasian %	Minority %	Women %	Ethnicity Score (Total Participation)
\$3,500,000.00	\$1,069,006.20	\$1,069,006.20	100.00%	A+	35	1,002.26	807.50	194.76	4.50	B	80.57%	19.43%	0.45%	A

Delaware River Joint Toll Bridge Commission Month of April 2021

Completed Construction Projects - Summary's & Scores (IBE Payments, Workforce Hours & Ethnicity Participation)

Date: From 07/01/2014 To 04/30/2021

IBE Payments Legend	
Score Rankings	IBE Commitment Participation
A+	45% & above
A	35% to 44.9%
B+	30% to 34.9%
B	25% to 29.9%
C+	20% to 24.9%
C	15% to 19.9%
D+	10% to 14.9%
D	5% to 9.9%
F	4.9% & below

Total of all Primes Contract Values \$60,999,033.36

Total Payments to all Primes \$60,230,655.57

Total Payments to all IBES \$22,376,865.22

IBE Target 25.00%

IBE Actual 37.15%

Workforce Utilization Legend		
Score Rankings	Workforce Commitment Participation	Ethnicity & Gender Participation
A+	30% & above	25% & above
A	25% to 29.9%	15% to 24.9%
B+	20% to 24.9%	over 15%
B	15% to 19.9%	10% to 14.9%
C+	10% to 14.9%	over 10%
C	10% to 14.9%	7.5% to 9.9%
D+	5% to 9.9%	over 7.5%
D	5% to 9.9%	5% to 7.4%
F	4.9% & below	4.9% & below

COMPLETED CONSTRUCTION PROJECTS TOTALS														
Payments Summary					Workforce Hours Summary 19.97%					Ethnicity Participation Summary				
Total <input type="checkbox"/> Contracts <input type="checkbox"/> Value	Total Prime <input type="checkbox"/> P / T / D	Total IBE <input type="checkbox"/> P / T / D	Total IBE %	Payments Score (Total IBE Payments)	Total Number of Workers	Total Hours Worked	Caucasian Hours	Total Minority Hours	Total Women Hours	Workforce Score (Total Hours Worked)	Caucasian %	Minority %	Women %	Ethnicity Score (Total Participation)
\$60,999,033.36	\$60,230,655.57	\$22,376,865.22	37.15%	A	864	120,229.36	98,497.31	21,732.05	2,275.25	B	81.92%	18.08%	1.89%	A

T-508A BRACY - I-78 Maintenance Garage Expansion at I-78 PA Welcome Center / Maintenance Facility														
Payments Summary					Workforce Hours Summary 7.39%						Ethnicity Participation Summary			
Total <input type="checkbox"/> Contracts <input type="checkbox"/> Value	Total Prime <input type="checkbox"/> P / T / D	Total IBE <input type="checkbox"/> P / T / D	Total IBE %	Payments Score (Total IBE Payments)	Total Number of Workers	Total Hours Worked	Caucasian Hours	Total Minority Hours	Total Women Hours	Workforce Score (Total Hours Worked)	Caucasian %	Minority %	Women %	Ethnicity Score (Total Participation)
\$9,845,177.03	\$9,845,176.91	\$1,589,381.54	16.14%	C	244	31,516.58	30,048.08	1,468.50	861.25	D	95.34%	4.66%	2.73%	F

T-514A WEST SIDE - DIII Toll Bridges Facilities Emergency Standby Generators Improvements														
Payments Summary					Workforce Hours Summary 0.00%						Ethnicity Participation Summary			
Total <input type="checkbox"/> Contracts <input type="checkbox"/> Value	Total Prime <input type="checkbox"/> P / T / D	Total IBE <input type="checkbox"/> P / T / D	Total IBE %	Payments Score (Total IBE Payments)	Total Number of Workers	Total Hours Worked	Caucasian Hours	Total Minority Hours	Total Women Hours	Workforce Score (Total Hours Worked)	Caucasian %	Minority %	Women %	Ethnicity Score (Total Participation)
\$644,686.07	\$644,686.00	\$197,339.99	30.61%	B+	0	0.00	0.00	0.00	0.00	N/A	0.00%	0.00%	0.00%	N/A

T-566A INTERCOUNTY PAVING - PORTLAND COLUMBIA TOLL BRIDGE APPROACH ROADWAY IMPROVEMENTS														
Payments Summary					Workforce Hours Summary 0.00%						Ethnicity Participation Summary			
Total <input type="checkbox"/> Contracts <input type="checkbox"/> Value	Total Prime <input type="checkbox"/> P / T / D	Total IBE <input type="checkbox"/> P / T / D	Total IBE %	Payments Score (Total IBE Payments)	Total Number of Workers	Total Hours Worked	Caucasian Hours	Total Minority Hours	Total Women Hours	Workforce Score (Total Hours Worked)	Caucasian %	Minority %	Women %	Ethnicity Score (Total Participation)
\$6,317,000.00	\$6,193,334.28	\$1,877,906.86	30.32%	B+	0	0.00	0.00	0.00	0.00	N/A	0.00%	0.00%	0.00%	N/A

T-611A MAGNUM (IBE) NH-L Toll Bridge Salt Storage Facility														
Payments Summary					Workforce Hours Summary 2.16%						Ethnicity Participation Summary			
Total <div>□</div> Contracts <div>□</div> Value	Total Prime <div>□</div> P / T / D	Total IBE <div>□</div> P / T / D	Total IBE %	Payments Score (Total IBE Payments)	Total Number of Workers	Total Hours Worked	Caucasian Hours	Total Minority Hours	Total Women Hours	Workforce Score (Total Hours Worked)	Caucasian %	Minority %	Women %	Ethnicity Score (Total Participation)
\$1,439,584.00	\$1,348,934.71	\$1,348,934.71	100.00%	A+	65	5,925.50	5,805.50	120.00	8.00	F	97.97%	2.03%	0.14%	F

T-641A MERCO - Easton / Phillipsburg Ramp C Stabilization														
Payments Summary					Workforce Hours Summary 0.00%						Ethnicity Participation Summary			
Total <input type="checkbox"/> Contracts <input type="checkbox"/> Value	Total Prime <input type="checkbox"/> P / T / D	Total IBE <input type="checkbox"/> P / T / D	Total IBE %	Payments Score (Total IBE Payments)	Total Number of Workers	Total Hours Worked	Caucasian Hours	Total Minority Hours	Total Women Hours	Workforce Score (Total Hours Worked)	Caucasian %	Minority %	Women %	Ethnicity Score (Total Participation)
\$998,300.00	\$998,300.00	\$998,300.00	100.00%	A+	0	0.00	0.00	0.00	0.00	N/A	0.00%	0.00%	0.00%	N/A

T-644A J.D. ECKMAN - Easton Phillipsburg TB Facility Administration Bldg.														
Payments Summary					Workforce Hours Summary 28.50%					Ethnicity Participation Summary				
Total <div>□</div> Contracts <div>□</div> Value	Total Prime <div>□</div> P / T / D	Total IBE <div>□</div> P / T / D	Total IBE %	Payments Score (Total IBE Payments)	Total Number of Workers	Total Hours Worked	Caucasian Hours	Total Minority Hours	Total Women Hours	Workforce Score (Total Hours Worked)	Caucasian %	Minority %	Women %	Ethnicity Score (Total Participation)
\$11,117,003.61	\$11,038,703.72	\$3,066,725.97	27.78%	B	320	47,800.75	35,278.00	12,522.75	1,098.75	A	73.80%	26.20%	2.30%	A+

Delaware River Joint Toll Bridge Commission Month of April 2021

Completed Construction Projects - Summary's & Scores (IBE Payments, Workforce Hours & Ethnicity Participation)

Date: From 07/01/2014 To 04/30/2021

IBE Payments Legend	
Score Rankings	IBE Commitment Participation
A+	45% & above
A	35% to 44.9%
B+	30% to 34.9%
B	25% to 29.9%
C+	20% to 24.9%
C	15% to 19.9%
D+	10% to 14.9%
D	5% to 9.9%
F	4.9% & below

Total of all Primes Contract Values \$60,999,033.36

Total Payments to all Primes \$60,230,655.57

Total Payments to all IBEs \$22,376,865.22

IBE Target 25.00%

IBE Actual 37.15%

Workforce Utilization Legend		
Score Rankings	Workforce Commitment Participation	Ethnicity & Gender Participation
A+	30% & above	25% & above
A	25% to 29.9%	15% to 24.9%
B+	20% to 24.9%	over 15%
B	15% to 19.9%	10% to 14.9%
C+	10% to 14.9%	over 10%
C	10% to 14.9%	7.5% to 9.9%
D+	5% to 9.9%	over 7.5%
D	5% to 9.9%	5% to 7.4%
F	4.9% & below	4.9% & below

T-645A MJF Building & Facilities Energy Conservation														
Payments Summary					Workforce Hours Summary 23.54%					Ethnicity Participation Summary				
Total <input type="checkbox"/> Contracts <input type="checkbox"/> Value	Total Prime <input type="checkbox"/> P / T / D	Total IBE <input type="checkbox"/> P / T / D	Total IBE %	Payments Score (Total IBE Payments)	Total Number of Workers	Total Hours Worked	Caucasian Hours	Total Minority Hours	Total Women Hours	Workforce Score (Total Hours Worked)	Caucasian %	Minority %	Women %	Ethnicity Score (Total Participation)
\$5,376,806.87	\$5,376,806.87	\$5,376,806.87	100.00%	A+	46	9,735.28	7,509.23	2,226.05	65.75	B+	77.13%	22.87%	0.68%	A

T-645B SCHNEIDER ELECTRIC Building & Facilities Energy Conservation Measures - Mechanical/Controls														
Payments Summary					Workforce Hours Summary 0.00%					Ethnicity Participation Summary				
Total <input type="checkbox"/> Contracts <input type="checkbox"/> Value	Total Prime <input type="checkbox"/> P / T / D	Total IBE <input type="checkbox"/> P / T / D	Total IBE %	Payments Score (Total IBE Payments)	Total Number of Workers	Total Hours Worked	Caucasian Hours	Total Minority Hours	Total Women Hours	Workforce Score (Total Hours Worked)	Caucasian %	Minority %	Women %	Ethnicity Score (Total Participation)
\$1,247,159.50	\$1,247,159.50	\$129,525.50	10.39%	D+	7	1,625.50	1,625.50	0.00	0.00	F	100.00%	0.00%	0.00%	F

T-661A TRC - SFB Replacement Project Subsurface Boring & Sampling														
Payments Summary					Workforce Hours Summary 0.00%					Ethnicity Participation Summary				
Total <input type="checkbox"/> Contracts <input type="checkbox"/> Value	Total Prime <input type="checkbox"/> P / T / D	Total IBE <input type="checkbox"/> P / T / D	Total IBE %	Payments Score (Total IBE Payments)	Total Number of Workers	Total Hours Worked	Caucasian Hours	Total Minority Hours	Total Women Hours	Workforce Score (Total Hours Worked)	Caucasian %	Minority %	Women %	Ethnicity Score (Total Participation)
\$1,438,942.00	\$1,438,941.98	\$234,466.30	16.29%	C	0	0.00	0.00	0.00	0.00	N/A	0.00%	0.00%	0.00%	N/A

T-666A PKF - SFB Replacement Project Construction for PA Noise Walls														
Payments Summary					Workforce Hours Summary 14.94%					Ethnicity Participation Summary				
Total <input type="checkbox"/> Contracts <input type="checkbox"/> Value	Total Prime <input type="checkbox"/> P / T / D	Total IBE <input type="checkbox"/> P / T / D	Total IBE %	Payments Score (Total IBE Payments)	Total Number of Workers	Total Hours Worked	Caucasian Hours	Total Minority Hours	Total Women Hours	Workforce Score (Total Hours Worked)	Caucasian %	Minority %	Women %	Ethnicity Score (Total Participation)
\$11,394,750.00	\$11,219,737.01	\$3,338,786.23	29.76%	B	42	5,738.00	5,122.00	616.00	241.50	C	89.26%	10.74%	4.21%	B

T-667A AP CONSTRUCTION - SFB Replacement Project Tree Clearing														
Payments Summary					Workforce Hours Summary 0.00%					Ethnicity Participation Summary				
Total <input type="checkbox"/> Contracts <input type="checkbox"/> Value	Total Prime <input type="checkbox"/> P / T / D	Total IBE <input type="checkbox"/> P / T / D	Total IBE %	Payments Score (Total IBE Payments)	Total Number of Workers	Total Hours Worked	Caucasian Hours	Total Minority Hours	Total Women Hours	Workforce Score (Total Hours Worked)	Caucasian %	Minority %	Women %	Ethnicity Score (Total Participation)
\$1,814,999.39	\$1,721,688.26	\$454,825.01	26.42%	B	0	0.00	0.00	0.00	0.00	N/A	0.00%	0.00%	0.00%	N/A

T-705A SPARWICK - I-78 Toll Plaza Bumper Block Replacement														
Payments Summary					Workforce Hours Summary 0.00%						Ethnicity Participation Summary			
Total <input type="checkbox"/> Contracts <input type="checkbox"/> Value	Total Prime <input type="checkbox"/> P / T / D	Total IBE <input type="checkbox"/> P / T / D	Total IBE %	Payments Score (Total IBE Payments)	Total Number of Workers	Total Hours Worked	Caucasian Hours	Total Minority Hours	Total Women Hours	Workforce Score (Total Hours Worked)	Caucasian %	Minority %	Women %	Ethnicity Score (Total Participation)
\$160,006.00	\$160,006.00	\$160,006.00	100.00%	A+	0	0.00	0.00	0.00	0.00	N/A	0.00%	0.00%	0.00%	N/A

T-708A Allied Painting New Hope-Lambertville Toll Bridge Floor System Rehabilitation -Facility Administration Building														
Payments Summary					Workforce Hours Summary 64.86%					Ethnicity Participation Summary				
Total <input type="checkbox"/> Contracts <input type="checkbox"/> Value	Total Prime <input type="checkbox"/> P / T / D	Total IBE <input type="checkbox"/> P / T / D	Total IBE %	Payments Score (Total IBE Payments)	Total Number of Workers	Total Hours Worked	Caucasian Hours	Total Minority Hours	Total Women Hours	Workforce Score (Total Hours Worked)	Caucasian %	Minority %	Women %	Ethnicity Score (Total Participation)
\$1,694,000.00	\$1,546,100.00	\$170,944.28	11.06%	D+	26	5,244.00	1,842.50	3,401.50	0.00	A+	35.14%	64.86%	0.00%	A+

T-711AR BRACY - Easton Phillipsburg Toll Bridge Salt Storage Building														
Payments Summary					Workforce Hours Summary 15.61%						Ethnicity Participation Summary			
Total <input type="checkbox"/> Contracts <input type="checkbox"/> Value	Total Prime <input type="checkbox"/> P / T / D	Total IBE <input type="checkbox"/> P / T / D	Total IBE %	Payments Score (Total IBE Payments)	Total Number of Workers	Total Hours Worked	Caucasian Hours	Total Minority Hours	Total Women Hours	Workforce Score (Total Hours Worked)	Caucasian %	Minority %	Women %	Ethnicity Score (Total Participation)
\$ 1,711,600.00	\$ 1,666,931.06	\$ 18,727.94	1.12%	F	77	5,669.75	4,784.50	885.25	0.00	B	84.39%	15.61%	0.00%	A

Delaware River Joint Toll Bridge Commission Month of April 2021

Completed Construction Projects - Summary's & Scores (IBE Payments, Workforce Hours & Ethnicity Participation)

Date: From 07/01/2014 To 04/30/2021

IBE Payments Legend	
Score Rankings	IBE Commitment Participation
A+	45% & above
A	35% to 44.9%
B+	30% to 34.9%
B	25% to 29.9%
C+	20% to 24.9%
C	15% to 19.9%
D+	10% to 14.9%
D	5% to 9.9%
F	4.9% & below

Total of all Primes Contract Values \$60,999,033.36

Total Payments to all Primes \$60,230,655.57

Total Payments to all IBEs \$22,376,865.22

IBE Target 25.00%

IBE Actual 37.15%

Workforce Utilization Legend		
Score Rankings	Workforce Commitment Participation	Ethnicity & Gender Participation
A+	30% & above	25% & above
A	25% to 29.9%	15% to 24.9%
B+	20% to 24.9%	over 15%
B	15% to 19.9%	10% to 14.9%
C+	10% to 14.9%	over 10%
C	10% to 14.9%	7.5% to 9.9%
D+	5% to 9.9%	over 7.5%
D	5% to 9.9%	5% to 7.4%
F	4.9% & below	4.9% & below

T-717A BRACY Milford-Montague Toll Bridge Salt Storage Building														
Payments Summary					Workforce Hours Summary 7.70%						Ethnicity Participation Summary			
Total <input type="checkbox"/> Contracts <input type="checkbox"/> Value	Total Prime <input type="checkbox"/> P / T / D	Total IBE <input type="checkbox"/> P / T / D	Total IBE %	Payments Score (Total IBE Payments)	Total Number of Workers	Total Hours Worked	Caucasian Hours	Total Minority Hours	Total Women Hours	Workforce Score (Total Hours Worked)	Caucasian %	Minority %	Women %	Ethnicity Score (Total Participation)
\$1,244,000.00	\$1,232,810.45	\$70,588.96	5.73%	D	43	3,227.00	2,978.50	248.50	0.00	D	92.30%	7.70%	0.00%	C

TS-639B MOUNT CONSTRUCTION - Lower Trenton TSB Approach Roadways Improvements														
Payments Summary					Workforce Hours Summary 0.00%					Ethnicity Participation Summary				
Total <input type="checkbox"/> Contracts <input type="checkbox"/> Value	Total Prime <input type="checkbox"/> P / T / D	Total IBE <input type="checkbox"/> P / T / D	Total IBE %	Payments Score (Total IBE Payments)	Total Number of Workers	Total Hours Worked	Caucasian Hours	Total Minority Hours	Total Women Hours	Workforce Score (Total Hours Worked)	Caucasian %	Minority %	Women %	Ethnicity Score (Total Participation)
\$2,090,794.02	\$2,090,794.00	\$2,090,794.00	100.00%	A+	0	0.00	0.00	0.00	0.00	N/A	0.00%	0.00%	0.00%	N/A

TS-650A ROAD-CON - RIVERTON BELVIDERE TSB														
Payments Summary					Workforce Hours Summary 0.00%						Ethnicity Participation Summary			
Total <input type="checkbox"/> Contracts <input type="checkbox"/> Value	Total Prime <input type="checkbox"/> P / T / D	Total IBE <input type="checkbox"/> P / T / D	Total IBE %	Payments Score (Total IBE Payments)	Total Number of Workers	Total Hours Worked	Caucasian Hours	Total Minority Hours	Total Women Hours	Workforce Score (Total Hours Worked)	Caucasian %	Minority %	Women %	Ethnicity Score (Total Participation)
\$652,738.50	\$652,738.50	\$28,347.48	4.34%	F	0	0.00	0.00	0.00	0.00	N/A	0.00%	0.00%	0.00%	N/A

TS-677A SPARWICK - SF TSB Interim Deck Repairs on I-95														
Payments Summary					Workforce Hours Summary 13.62%					Ethnicity Participation Summary				
Total <input type="checkbox"/> Contracts <input type="checkbox"/> Value	Total Prime <input type="checkbox"/> P / T / D	Total IBE <input type="checkbox"/> P / T / D	Total IBE %	Payments Score (Total IBE Payments)	Total Number of Workers	Total Hours Worked	Caucasian Hours	Total Minority Hours	Total Women Hours	Workforce Score (Total Hours Worked)	Caucasian %	Minority %	Women %	Ethnicity Score (Total Participation)
\$1,003,336.00	\$999,656.00	\$999,656.00	100.00%	A+	8	580.00	501.00	79.00	0.00	C	86.38%	13.62%	0.00%	B

TS-687A CARR & DUFF - Lower Trenton Toll Supported Bridge Replacement of Sign Lighting Elements														
Payments Summary					Workforce Hours Summary 1.50%					Ethnicity Participation Summary				
Total <input type="checkbox"/> Contracts <input type="checkbox"/> Value	Total Prime <input type="checkbox"/> P / T / D	Total IBE <input type="checkbox"/> P / T / D	Total IBE %	Payments Score (Total IBE Payments)	Total Number of Workers	Total Hours Worked	Caucasian Hours	Total Minority Hours	Total Women Hours	Workforce Score (Total Hours Worked)	Caucasian %	Minority %	Women %	Ethnicity Score (Total Participation)
\$647,000.00	\$647,000.00	\$163,632.58	25.29%	B	14	2,734.00	2,693.00	41.00	0.00	F	98.50%	1.50%	0.00%	F

TS-699A CARR & DUFF LOWER TRENTON TSB APPROACH TRAFFIC SIGNAL EQUIPMENT UPGRADES														
Payments Summary					Workforce Hours Summary 28.52%					Ethnicity Participation Summary				
Total <input type="checkbox"/> Contracts <input type="checkbox"/> Value	Total Prime <input type="checkbox"/> P / T / D	Total IBE <input type="checkbox"/> P / T / D	Total IBE %	Payments Score (Total IBE Payments)	Total Number of Workers	Total Hours Worked	Caucasian Hours	Total Minority Hours	Total Women Hours	Workforce Score (Total Hours Worked)	Caucasian %	Minority %	Women %	Ethnicity Score (Total Participation)
\$161,150.37	\$161,150.32	\$61,169.00	37.96%	A	11	433.00	309.50	123.50	0.00	A	71.48%	28.52%	0.00%	A+

**Delaware River Joint Toll Bridge
Commission Month of April 2021**

MINORITY, WOMEN AND SMALL BUSINESS ENTERPRISE PROGRAM

The Delaware River Joint Toll Bridge Commission implemented a one-year Minority Business Enterprise (MBE) pilot program, with a 7% participation goal, and the Women Business Enterprise (WBE) pilot program with a 3% goal. These goals applied to consultants and contractors' participating in the Commission's Capital Program and were effective on September 1, 2008.

At its December 2008 Commission Meeting, the Commission revised the pilot program to specify a 25% Small Business Enterprise (SBE) goal to New Jersey assigned consultant contracts in lieu of the previously specified 7% MBE and 3% WBE goals.

At its December 2010 Commission Meeting, due to the success of the Commission's MWSBE Pilot Program, the Delaware River Joint Toll Bridge Commission adopted a resolution for permanent status of the Minority Business Enterprise (MBE) program, with a 7% participation goal, and the Women Business Enterprise (WBE) program with a 3% goal, and the Small Business Enterprise (SBE) program with a 25% goal. These goals apply to consultants and contractors' participating in the Commission's Capital Program.

The Contract Compliance Department continues to monitor, update and analyze the payments for the MWSBE diversity program.

a) PA Assigned Professional Services Contracts:	7% MBE and 3% WBE
b) No State Assigned Professional Services Contracts:	7% MBE and 3% WBE
c) Capital Plan Construction Contracts:	7% MBE and 3% WBE
d) NJ Assigned Professional Services Contracts:	25% SBE

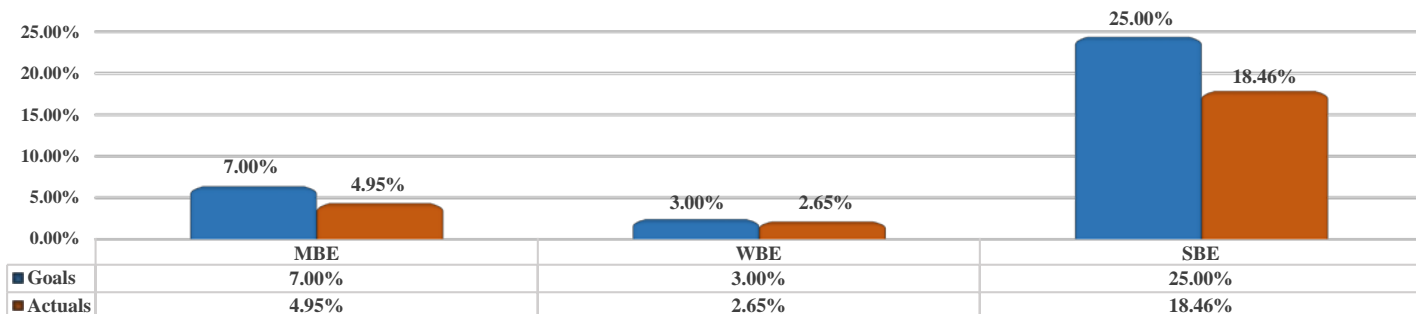
Numerous diversified businesses have benefited and continue to benefit from the Commission's previous M/W/SBE Program. The number of Contracts awarded during the MWSBE Program are as follows:

➤ Active Projects:	5
➤ Completed Projects:	72
➤ Total Capital Program Projects:	77
➤ Total Number of Contractors:	180

As of July 1, 2014 projects fall into the status now commonly referred to as IBE (Identified Business Enterprise) with a projected target to be or to exceed 25% of the total project award amount.

ACTIVE and COMPLETED (MWSBE) PROJECTS PAYMENTS

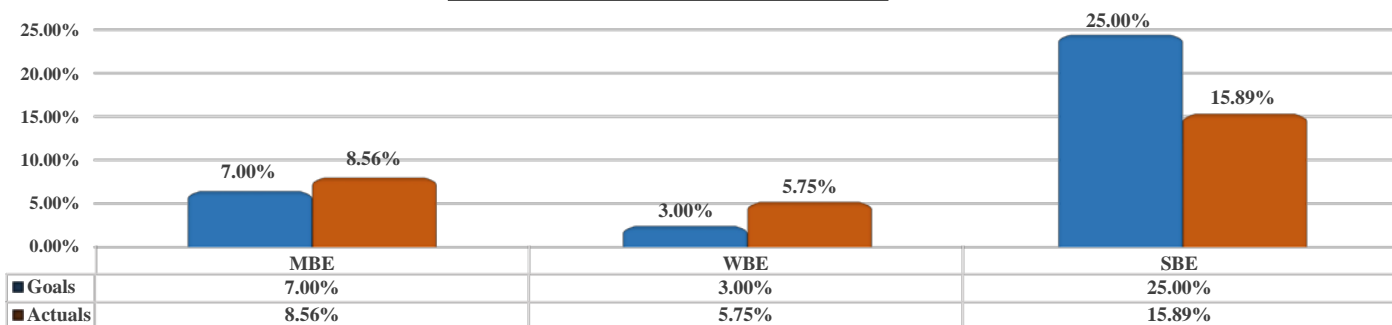
ACTIVE (MWSBE) PROJECTS



M/WBE Actual Summary Totals \$26,678,603.35	MBE		WBE		SBE Actual Summary Totals \$1,253,074.27	SBE	
	ACTUAL	PAYMENTS	ACTUAL	PAYMENTS		ACTUAL	PAYMENTS
	4.95%	\$1,319,428.97	2.65%	\$706,213.21		18.46%	\$231,333.17

PROJECT NO.	CONTRACTOR / CONSULTANT	PROJECT VALUE	TOTAL PAYMENTS TO DATE	MBE GOAL 7%	MBE PAYMENTS	WBE GOAL 3%	WBE PAYMENTS	SBE GOAL 25%	SBE PAYMENTS
C-502A	AECOM Transp.	\$ 30,397,000.00	\$ 26,395,486.30	4.34%	\$ 1,319,428.97	2.31%	\$ 701,213.21		\$ -
C-629A	Hill International	\$ 300,000.00	\$ 147,560.34		\$ -		\$ -	13.66%	\$ 40,993.70
C-556A	Pennoni Associates	\$ 389,614.63	\$ 323,615.98		\$ -		\$ -	25.21%	\$ 98,228.18
C-628B	Louis Berger Group	\$ 1,000,000.00	\$ 781,897.95		\$ -		\$ -	9.21%	\$ 92,111.29
C-599A	McCormick & Taylor	\$ 1,000,000.00	\$ 283,117.05		\$ -	0.50%	\$ 5,000.00		\$ -

COMPLETED (MWSBE) PROJECTS



M/WBE Actual Summary Totals \$139,098,476.93	MBE		WBE		SBE Actual Summary Totals \$20,593,480.45	SBE	
	ACTUAL	PAYMENTS	ACTUAL	PAYMENTS		ACTUAL	PAYMENTS
	8.56%	\$11,903,166.05	5.75%	\$8,003,051.95		15.89%	\$3,271,639.83

The details relative to the Completed Projects data above are available on page 15.

Minority, Women and Small Business Enterprise Payment Reporting

Completed Contracts

*Categories highlighted below indicates the Prime has either met or exceeded the target.

PROJECT NO.	CONTRACTOR / CONSULTANT	CONTRACT VALUE	MBE GOAL 7.0 %	MBE PAYMENTS	WBE GOAL 3.0 %	WBE PAYMENTS	SBE GOAL 25.0 %	SBE PAYMENTS
DB-427B	A.P. Construction	\$ 4,356,866.00	10.00%	\$ 435,686.60	7.30%	\$ 318,051.22		
T/TS-573A	A.P. Construction	\$ 7,823,588.00	7.69%	\$ 601,633.92	4.92%	\$ 384,920.53		
T-440BR	A.P. Construction	\$ 4,608,295.33	11.70%	\$ 539,170.55	7.33%	\$ 337,788.05		
TTS-476A-2	A.P. Construction	\$ 3,511,153.06	7.20%	\$ 252,803.02	5.50%	\$ 193,113.42		
T-472A	Allied Painting	\$ 15,595,983.76	9.70%	\$ 1,512,810.42	15.00%	\$ 2,339,397.56		
C-443A	Ammann & Whitney	\$ 770,909.81	10.00%	\$ 77,090.98	14.00%	\$ 107,927.37		
C-445A	Ammann & Whitney	\$ 920,304.08	7.20%	\$ 66,261.89	3.20%	\$ 29,449.73		
C-629B	Michael Baker	\$ 500,000.00					2.79%	\$ 13,937.96
T-474A	Bracy Contracting	\$ 2,660,000.00	6.05%	\$ 160,930.00	2.87%	\$ 76,342.00		
C-474A	Brinjac	\$ 287,603.87	8.00%	\$ 23,008.31	9.00%	\$ 25,884.35		
C-627A	Buchart Horn	\$ 132,374.35						
C-598A	Burns Group	\$ 408,272.00					8.00%	\$ 32,661.76
C-454A	Carroll Engineers	\$ 500,000.00	18.10%	\$ 90,500.00	5.90%	\$ 29,500.00		
C-543A	Cherry Weber	\$ 612,233.00					28.30%	\$ 173,261.94
C-639A	Cherry Weber	\$ 401,455.40	18.10%	\$ 72,663.43	5.90%	\$ 23,685.87		
T-498A	Cornell & Co.	\$ 1,999,015.22	9.30%	\$ 185,908.42	6.30%	\$ 125,937.96		
T-554A	Dayspring Electric	\$ 232,117.66						
C-628A	Dewberry	\$ 474,625.86	9.69%	\$ 46,014.78	13.27%	\$ 62,999.77	9.12%	\$ 43,294.17
C-454B	French & Parello	\$ 500,000.00					17.00%	\$ 85,000.00
C-627B	French & Parello	\$ 276,851.59					5.70%	\$ 28,487.21
C-453A	Gannett Fleming	\$ 1,000,000.00	5.33%	\$ 53,300.00	0.87%	\$ 8,700.00		\$ -
C-598B	Gannett Fleming	\$ 367,353.90					8.95%	\$ 32,878.17
C-566A	Greenman Pedersen	\$ 350,675.02	9.54%	\$ 33,464.64	0.83%	\$ 2,924.37		\$ -
C-599B	Greenman Pedersen	\$ 1,000,000.00					4.00%	\$ 40,000.00
CM-437A	Greenman Pedersen	\$ 2,559,020.59					19.50%	\$ 499,009.02
CM-440B	Greenman Pedersen	\$ 753,336.71					17.64%	\$ 132,888.60
T-441A	H & G Contractors	\$ 1,586,698.00	6.60%	\$ 104,722.07	1.57%	\$ 24,911.16		
C-530A	Hill International	\$ 400,000.00	2.50%	\$ 10,000.00				
CM-427B	Hill International	\$ 629,749.00					13.60%	\$ 85,645.86
CM-447B	Hill International	\$ 973,401.52	4.10%	\$ 39,909.46	2.10%	\$ 20,441.43		
CM-442A	Hill International	\$ 319,826.73					25.14%	\$ 80,404.44
CM-573A	Hill International	\$ 1,038,384.48	6.20%	\$ 64,379.84	5.80%	\$ 60,226.30		
T-506A	HRI	\$ 13,727,411.69	7.17%	\$ 984,255.42	2.91%	\$ 399,467.68		
TS-505A	IEW	\$ 661,352.00	55.00%	\$ 363,743.60	8.93%	\$ 59,058.73		
DB-563A	J. Fletcher Creamer	\$ 1,283,717.00	15.00%	\$ 192,557.55	4.00%	\$ 51,348.68		
TTS-634AR	J. Fletcher Creamer	\$ 896,808.00	8.35%	\$ 74,885.53	0.42%	\$ 3,755.75		
T-437A	J.D. Eckman	\$ 24,412,321.90	7.48%	\$ 1,826,041.68	3.04%	\$ 742,134.59		
C-549AR	Jacobs Engineering	\$ 445,549.98	8.02%	\$ 35,745.16	3.11%	\$ 13,866.11		
TS-442A	James A. Anderson	\$ 2,149,268.62	6.30%	\$ 135,403.92	1.30%	\$ 27,940.49		
TS-443A	James A. Anderson	\$ 2,461,975.00			6.10%	\$ 150,180.48		
T-543A	James D. Morrissey	\$ 6,683,640.40	4.80%	\$ 320,814.74	8.64%	\$ 577,466.53		
CM-444A	JMT	\$ 905,196.00	9.50%	\$ 85,993.62	2.80%	\$ 25,345.49		
CM-506A	JMT	\$ 1,459,000.00	7.65%	\$ 111,613.50	2.40%	\$ 35,016.00		
CM-543A	JMT	\$ 752,729.58					30.60%	\$ 230,335.25
C-506A	K.S. Engineers	\$ 1,156,622.33	63.38%	\$ 733,067.23	13.44%	\$ 155,450.04		
TTS-476A-1	Kyle Conti	\$ 4,128,641.00	0.09%	\$ 3,715.78	9.00%	\$ 371,577.69		
DB-562A	M.L. Ruberton	\$ 344,492.68	8.30%	\$ 28,592.89	3.80%	\$ 13,090.72		
T-475A	Miniscalco	\$ 68,229.51	2.25%	\$ 1,535.16	1.20%	\$ 818.75		
TS-445A	Neshaminy Contractors	\$ 6,285,926.10	16.90%	\$ 1,062,321.51	2.70%	\$ 169,720.00		
TS-447B	Neshaminy Contractors	\$ 8,955,586.24	8.60%	\$ 770,180.42	2.58%	\$ 231,054.12		
C-437B	Parsons Brinkerhoff	\$ 2,254,674.00					22.54%	\$ 508,203.52
C-437A	Pennoni Associates	\$ 764,181.39					24.00%	\$ 183,403.53
C-455B	Remington & Vernick	\$ 400,000.00					2.49%	\$ 9,960.00
TS-444A	Road-Con	\$ 7,814,850.68	4.87%	\$ 380,583.23	0.31%	\$ 24,226.04		
T-639A	Road-Con	\$ 3,324,313.00			13.90%	\$ 462,079.51		
C-621A	Rummel, Klepper & Kahl	\$ 487,881.64	9.01%	\$ 43,941.24	3.16%	\$ 15,427.54		
T-624A	Sparwick	\$ 874,601.00	7.60%	\$ 66,469.68	0.75%	\$ 6,559.51		
C-440B	Stantec	\$ 728,011.79	4.75%	\$ 34,580.56	2.80%	\$ 20,384.33		
C-440A	Stantec	\$ 405,011.03	4.80%	\$ 19,440.53	6.60%	\$ 26,730.73		
C-600A	STV	\$ 800,000.00					12.60%	\$ 100,800.00
CM-472A	STV	\$ 1,728,385.40					23.80%	\$ 411,355.73
CM-474A	STV	\$ 291,172.17						
C-538A	STV	\$ 500,000.00	1.25%	\$ 6,250.00	31.20%	\$ 156,000.00		
CM-443A	STV	\$ 204,152.63	16.75%	\$ 34,195.57	11.00%	\$ 22,456.79		
CM-445A	STV	\$ 682,064.44					26.00%	\$ 177,336.75
CM-498A	STV	\$ 571,665.66	12.00%	\$ 68,599.88	2.40%	\$ 13,719.98		
C-453B	T & M Associates	\$ 1,000,000.00					18.90%	\$ 189,000.00
C-07-11	Transystems	\$ 747,493.55					21.05%	\$ 157,347.39
C-447B	Transystems	\$ 666,016.64	8.00%	\$ 53,281.33	2.00%	\$ 13,320.33		
CM-476A	Trumbull	\$ 699,250.00	13.60%	\$ 95,098.00	6.10%	\$ 42,654.25		
C-505A	Urban Engineers	\$ 154,598.70					36.50%	\$ 56,428.53
C-539A	URS Corporation	\$ 265,070.69						

DELAWARE RIVER JOINT TOLL BRIDGE COMMISSION

Meeting of May 24, 2021

COMMUNICATIONS

The following Pages reflect the reports on those items assigned to the Communications Department. Each item is reported separately and page numbered accordingly.

DELAWARE RIVER JOINT TOLL BRIDGE COMMISSION
Meeting of May 24, 2021

OPERATIONS INDEX
FOR
COMMUNICATIONS

SUBJECT	DESCRIPTION	PAGE NUMBER
Communications	Status Report Month of April 2021	1-4

DELAWARE RIVER JOINT TOLL BRIDGE COMMISSION

Meeting of May 24, 2021

COMMUNICATIONS REPORT

April 2021

- **COMMISSION AWARENESS EFFORTS:**

New Toll Rates – A significant task for the month was updating the Commission website to reflect new toll rates that took effect April 11 and the posting of the toll comments report that was presented to Commissioners for deliberation of the new rates in March. The new rates were approved by Commissioners at their March 29 meeting. Two press releases were issued in early April to remind motorists of the forthcoming toll rate changes. One urged motorists to get E-ZPass accounts as a means to pay lower tolls under the new rates schedule (cash rates are higher to cover the added expense of that collection method) and a second was a straight-forward reminder of the April 11 start date for the new toll rate schedule. A series of changes were made to the website to set the new toll rates table while archiving the former toll rates schedule. Also, the E-ZPass page was updated to show the newly established 20-percent frequency-based commuter discount. Prior information regarding the discontinued off-peak truck discount was removed.

Scudder Falls Bridge Replacement Project – Continued the production of weekly travel updates for the project and answering any inquiries not already handled by Community Affairs. Among the tasks for April, were announcements for updates on continuance and, later, the end of daytime closures/detours of a Woodside Road segment near the Scudder Falls Toll Bridge, a two-week closure of NJ Route 175/River Road on weekdays, and the impending start of five overnight ramp/lane restrictions at the I-295/NJ Route 29 interchange in early May. Posted various online alerts and pop-up messages.

Delaware Water Gap Toll Bridge Facility Westbound Toll Plaza Roadway and New Jersey Approach Repairs Project – Over, three days, produced an initial detailed press release, a revised/corrected release and a shortened reminder release regarding the start of a roadway replacement/repair project in the vicinity of the Delaware Water Gap (I-80) Toll Bridge. The release generated television, radio, newspaper, and internet over the weekend of May 1 and 2. The publicity was sought because a variety of travel restrictions and traffic-pattern changes will be needed through the coming months to carry out the project's multiple construction stages at this busy bridge.

- **MEDIA RELATIONS:**

Hot Topics: Toll adjustments approved for 2021 and 2024; Scudder Falls project reaches 90 percent completed threshold; toll increases to start Sunday, April 11; man gets prison for Doylestown Twp. vehicle robbery that involved the New Hope-Lambertville Bridge; death, taxes and tolls (commentary); Lower Makefield Parks and Rec plans and grants for bike path to DRJTBC trailhead; toll hikes will worsen free bridge traffic (commentary); “queer icons” in Lambertville will win

DELAWARE RIVER JOINT TOLL BRIDGE COMMISSION
Meeting of May 24, 2021

back tourism; Morrisville Boro awarded grants for sidewalk and traffic signal improvements (Calhoun); PA Houses passes Rep. Emrick bill concerning the Bridge Commission; Commission bridge inspections begin; shad fishing at New Hope-Lambertville; Washington Crossing USGS river levels; four Allentown Democrats, including Commission employee Julio Guridy, debate; PA turnpike is the real egregious toll (commentary); Commission bridge monitor Frank Kostolanci featured for reuniting child with favorite toy; rating outlooks on toll agencies revised to stable from negative; NJ lawmakers ask feds to put brakes on NYC congestion tolls; Scudder Falls travel advisories (social media posts); New Hope Eagle Fire Co. posts flashback to 2011 emergency retrieval of untethered construction platform from New Hope-Lambertville Toll work site; Commission urges drivers to get E-ZPass to save money under new toll rates schedule.

- **WEBSITE:**

Updated/corrected the About the Commission page. Added new toll rates start date info to pertinent website pages. Worked with website consultant Myron Mariano of Stokes Creative Group to feature new toll rates as “current” and maintain old rates tables for reference purposes. Old rates will continue to appear on the website until E-ZPass billings involving old rates are fully processed (six months?). Updated the drop-down menu for the Travel Info section accordingly. Updated the schedule on the Northampton Street Toll-Supported Bridge Rehabilitation Project webpage. Posted bid info and document for Milford-Montague garage floor refinishing, as per Purchasing Department. Posted updated background photo of New Hope-Lambertville toll plaza for new toll rates page. Updated the individual toll bridge webpages by swapping out the old toll rates link and replacing it with the link to the new current toll rates page. Replaced the E-ZPass service-jurisdiction map on the E-ZPass information page to reflect the availability at 35 toll/transportation agencies in 19 states. Updated the Covid-19 meetings webpage to include teleconferencing number, online Microsoft Teams link, meeting notice and agenda for the April 26 Commission meeting. Completely updated and corrected the Uhlerstown-Frenchtown Bridge’s information page. Posted the 2020 bridge inspections report and formatted the report cover to appear as the new feature image on the annual inspections report webpage. Posted various streaming banner messages and homepage pop-up items. Posted the Commission’s March meeting minutes, which included the toll comments report on the latest toll changes. Also posted the toll comments report at multiple locations on the information page that was created for the recent toll adjustment process.

- **COMMUNITY AFFAIRS:** (Please refer to Community Affairs report)

INTERNAL/EXTERNAL COMMUNICATIONS

- A total of 21,252 sessions (visits) were recorded during April for the Commission’s website – www.drjtbc.org. That’s a significant increase over the 15,521 sessions recorded in March and the 9,651 sessions recorded in April 2020. The implementation of new toll rates probably accounts for the surge in website visits.

DELAWARE RIVER JOINT TOLL BRIDGE COMMISSION

Meeting of May 24, 2021

- Issued 10 press releases/travel advisories for April. Two pertained to the new toll rates that started on April 11; six were for the Scudder Falls Bridge Replacement Project; one was for the start of toll bridge inspections; and one announced an approaching roadway project at the Delaware Water Gap (I-80) Bridge's toll plaza and New Jersey approaches.
- Sent initial response to an inquiry from the office of PA. Rep. Joe Emrick.
- Responded to Pennington, N.J. resident concerning new toll rates and informed him how to submit a letter to Commissioners.
- Forwarded Mercer County Planner Matt Lawson's inquiry to engineering department for consideration.
- Addressed P-Card receipts issue with accounting.
- E-mailed new toll rates start-date press release to area lawmakers; same group that had been given advance notice of impending proposed toll adjustment on the evening of January 31.
- Gave interview on new toll rates to WRNJ radio reporter Joyce Estey.
- Provided responses to online toll inquiries that specifically requested information.
- Forwarded reduced-size-PDF toll comments report to administrative staff for inclusion in Commission minutes.
- Responded to LehighValleyLive/Express-Times reporter regarding start of new rates.
- Drafted responses to toll inquiries forwarded to the Commission from PA Congresswoman Susan Wild's office.
- Provided answer to Scudder Falls project website inquiry from Paul Gordon of the Bucks County Planning Department regarding planned connections with Lower Makefield pathway crossing at Taylorsville/Woodside roads intersection; informed Mr. Gordon that the trails connections were not part of the Scudder Falls Bridge Replacement Project and that he should communicate directly with the DRJTBC.
- Updated the schedule for the Northampton Street Bridge Rehabilitation Project.
- Responded to Yardley resident Lynda Collins inquiry about Delaware Canal towpath crossing of Woodside Road and informed her that neither the road nor towpath are Commission properties; also not part of the Scudder Falls Bridge Replacement Project.
- Photographed New Hope-Lambertville-Route 202 Bridge toll plaza for purposes of provided updated background image for toll rates webpage page.
- Responded to NJ.Com reporter/editor Kelly Heyboer concerning accuracy of commissioners' names and status on Commission website.
- Attempted on two occasions to contact customer Ann Hartig regarding a billing issue she cited in the toll comments process; she did not return my phone calls.
- Posted bridge history information on several Facebook posts, notably regarding the former Yardley-Wilburtha Bridge.
- Photographed stop signs the state apparently posted several years ago at the towpath immediately before both sides of Woodside Road in Lower Makefield, PA.
- Researched and drafted content for an information sign that will accompany a salvaged granite block and bearing from the first Scudder Falls Bridge to memorialize that structure's 58 years of service to motorists.

DELAWARE RIVER JOINT TOLL BRIDGE COMMISSION

Meeting of May 24, 2021

- Provided responses to reporter inquiries on PA House passage of Rep. Emrick bill concerning the DRJTBC.
- Initiated process of reviewing, categorizing, and filing old photographs of Commission bridges, facilities, and personnel that had been kept at multiple locations in the former Trenton-Morrisville administration building.
- Facilitated interview of Bridge Monitor Frank Kostolanci for NJ.com/Hunterdon Democrat reporter Caroline Fassett; also provided the reporter with a file photo of Mr. Kostolanci with his approval.
- Mailed historic photograph of Delaware River Bridge's (now called Ben Franklin) large commemorative plaques to the DRPA.
- Drafted and sent response to Upper Mount Bethel resident David Friedman regarding inquiry on whether developers/consultants of proposed warehouse property near the Portland-Columbia Toll Bridge had ever contacted the Commission; informed Mr. Friedman that the Commission's traffic data is readily available online and that might be why the developers' consultants never contacted the Commission directly.
- Called PA Senator Mario Scavella to inform him of the impending six-month construction project in the vicinity of the Delaware Water Gap (I-80) Toll Bridge and its potential travel implications.
- Posted detour maps for I-295/NJ Route 29 interchange's overnight ramp closures on the Scudder Falls project website's homepage. Maps had been crafted by public involvement consultants McCormick Taylor and Stokes CG back in December.
- Fielded phone call from Upper Mount Bethel resident David Friedman.
- Revised old Centre Bridge-Stockton document for purposes of providing the public with advance notice of 24-hour closure of that bridge's access staircase between its walkway and the Delaware Canal towpath below; Heather McConnell assisted in this effort by laminating the notices prior to installation at the bridge.
- Updated the toll-scheduled link on the Scudder Falls Bridge Replacement Project website; the link brings the visitor to the current toll rates page on the DRJTBC public website.

DELAWARE RIVER JOINT TOLL BRIDGE COMMISSION

Meeting of May 24, 2021

**OPERATIONS INDEX
FOR
COMMUNITY AFFAIRS**

SUBJECT	DESCRIPTION	PAGE NUMBER
Community Affairs	Status Report Month of April 2021	1-2

DELAWARE RIVER JOINT TOLL BRIDGE COMMISSION
Meeting of May 24, 2021

Community Affairs Report April 2021

The following Community Affairs activities took place during April of 2021

Toll rate adjustment

Continued efforts with Director of Toll Gara on printing and distribution of new toll rate postcards, with 100,000 cards printed. Provided new toll rate graphic to various department for their use. Coordinated with Deputy Director of E-ZPass Matt Hartigan Jr. to distribute general information on E-ZPass program to those staff members who may be approached by the public with questions.

Scudder Falls Bridge Replacement Project Public Involvement

Assisted in review and response to messages received via the Commission and Scudder Falls project websites. Questions were regarding opening of bike/ped walkway and various site improvements. Assisted in posting weekly construction activity notice on project website and disseminating information on various road closures and changes in traffic patterns.

Northampton Street Toll-Supported Bridge Rehabilitation

Assisted in coordination of upcoming elected officials meeting and public information open house.

Delaware Water Gap Toll Plaza rehabilitation

Participated in project pre-construction meeting. Provided project information to appropriate state and local officials.

River currents newsletter

Compiled content photos for Spring employee newsletter.

Professional Development

Participated in webinars offered by Training and Employee Safety; Outlook Tips and Techniques, and Simple Organization Strategies

Various Community Affairs activities

Handled various community affairs inquiries including:

- Coordinated with E-ZPass Department staff regarding various customer questions
- Coordinated special request light shows for the Trenton Makes the World Takes sign at the Lower Trenton Toll-Supported Bridge
- Processed request from Easton area artist for a Use of Facilities at the Northampton Street Toll-Supported Bridge.
- Assisted other departments in design and printing of various material
- Received inquiry from PA DCNR regarding upcoming work in the area of Washington Crossing Toll-Supported Bridge, Pennsylvania approach

DELAWARE RIVER JOINT TOLL BRIDGE COMMISSION

Meeting of May 24, 2021

- Reviewed requests from emergency services agencies and submitted toll waiver where appropriate

DELAWARE RIVER JOINT TOLL BRIDGE COMMISSION

Meeting of May 24, 2021

ENGINEERING

The following Pages reflect the reports on those items assigned to the Engineering Department. Each item is reported separately and page numbered accordingly.

DELAWARE RIVER JOINT TOLL BRIDGE COMMISSION

Meeting of May 24, 2021 PROJECT STATUS REPORT

FACILITY	PM/PAM	CONTRACT DESCRIPTION	PAGE NO.
Trenton-Morrisville Toll Bridge	RJZ/RWL	Southern Operations & Maintenance Facilities Improvements <ul style="list-style-type: none"> Preliminary, Final, & Post Design Services, C-519A 	1-3
Scudder Falls Toll Supported Bridge	KMS/RWL	Scudder Falls Bridge Replacement Project <ul style="list-style-type: none"> Final Design Services, Contract C-660A Construction Contract, T-668A 	3-4
	CTH/KMS	<ul style="list-style-type: none"> Construction Management, CM-669A 	4-5
	CLR/KMS	<ul style="list-style-type: none"> Construction Inspection, PA Approaches, CI-671A Construction Inspection, Main River, CI-672A 	5
	CLR/KMS	<ul style="list-style-type: none"> Construction Inspection, NJ Approaches, CI-673A 	6
	KMS/RWL	DMC Services for Construction of the SFB Project <ul style="list-style-type: none"> Oversight of Final Design, C-502A-2I 	6-7
	CTH/KMS	Public Involvement Services <ul style="list-style-type: none"> Design Contract, C-662A 	7
	CAS/RWL	SFB All Electronic Tolling System – Installation <ul style="list-style-type: none"> Management, C-701A-7 	8
	CLR/WMC/KMS	Wetland Mitigation Deer Fence <ul style="list-style-type: none"> Construction, T/TS-735A-006 	8
	KMS/RWL	Capital Program Management Consultant (CPMC) & Design Management Consultant (DMC) Services for the I-95/Scudder Falls Bridge Improvement Project <ul style="list-style-type: none"> CPMC Services 2018 through 2021, C-502A-1M 	9
	CAS/RWL	Commission Administration Building at Scudder Falls <ul style="list-style-type: none"> Construction Management, CM-707A Construction, T-707A HVAC Study, C-729A-1 	9-10
Washington Crossing Toll Supported Bridge	WMC/RWL	Replacement <ul style="list-style-type: none"> Feasibility Study, C-715A-6 	10
	HDH/MEM	Gantry at the NJ Approach <ul style="list-style-type: none"> Replacement, T/TS-737A-001 	10
New Hope-Lambertville Toll Bridge	HDH/JRB/RWL	East Abutment Stone Veneer <ul style="list-style-type: none"> Study, C-704A-2 	11
Uhlerstown-Frenchtown Toll Supported Bridge	HDH/RWL	Replacement of NJ Upstream Retaining Wall <ul style="list-style-type: none"> Design, C-732A-1 	11-12
I-78 Toll Bridge	WMC/RWL	Power and Communication Infrastructure <ul style="list-style-type: none"> Design Services, C-732A-3 	12

Facilities are listed South to North

The first set of initials indicate the Project Manager and the second set of initial indicate the Program Manager

Project Manager Legend

WMC – M. Cane JRB – J. Bowers
CTH – C. Harney HDH – D. Hettema

Program Manager Legend

RWL – R. Little MEM – M. McCandless
KMS – K. Skeels RLR – R. Rash
CAS – C. Straccioli CLR – C. Rood
RJZ – R. Zakharia

DELAWARE RIVER JOINT TOLL BRIDGE COMMISSION
Meeting of May 24, 2021
PROJECT STATUS REPORT

Northampton Street Toll Supported Bridge	MEM/CTH	Rehabilitation • Design Services, C-590A	12
Easton-Phillipsburg Toll Bridge	CTH/RWL	Facility Parking Lot Improvements • Design Services, C-732A-5	13
Delaware Water Gap Toll Bridge	CTH/RWL	Westbound Toll Plaza Roadway and NJ Approach Repairs • Design, C-732A-4 • Construction Management, C-733A-2 • Construction, T-719A	13-14
District 2 and 3	RJZ/RWL	Phase 1 Toll Collection Counting Facilities • Preliminary, Final & Post Design Services, C-696B-1	14
	JRB/RWL	Approach Roadway Improvements at the Centre Bridge-Stockton, New Hope-Lambertville, and Uhlerstown-Frenchtown Toll Supported Bridges • Design, C-715A-1 • Construction Management, C-733A-1 • Construction, T/TS-735A-004	15-16
Multiple Facilities and/or Commission-Wide	WMC/RWL	Electronic Surveillance/ Detection System • ESS Maintenance Contract, DB-724A	16
	CAS/RWL	Electronic Toll Collection • Customer Service Center/Violation Processing Center Project, DB-584A	16
	CAS/RWL	Traffic Count Program Upgrade • DR-550A	17
	CAS/RWL	Electronic Toll Collection/Tolling Task Order Consultant • Traffic and Revenue Forecast, C-728A-1 • AET Tolling Study Update, C-728A-2	17
	CAS/RWL	Electronic Toll Collection System Replacement • Design, Build, and Maintain, DB-540A	18
	WMC/RWL	Job Ordering Contracting • Program Manager, C-727A	18
	HDH/MEM	General Engineering Consultant Annual Inspections • 2015-2020 Annual Inspections, C-684A • 2021-2022 Annual Inspections, C-757A	18-20
	CAS/RWL	2015-2016 Traffic Engineering Consultant • C-686A	20

Facilities are listed South to North

The first set of initials indicate the Project Manager and the second set of initial indicate the Program Manager

Project Manager Legend

WMC – M. Cane
CTH – C. Harney

JRB – J. Bowers
HDH – D. Hettema

Program Manager Legend

RWL – R. Little
KMS – K. Skeels
CAS – C. Straccioli
RJZ – R. Zakharia

MEM – M. McCandless
RLR – R. Rash
CLR – C. Rood

DELAWARE RIVER JOINT TOLL BRIDGE COMMISSION

May 24, 2021

PROJECT STATUS REPORT

SOUTHERN OPERATIONS & MAINTENANCE FACILITIES IMPROVEMENTS

Preliminary, Final & Post Design Services
Contract No. C-519A
(RJZ/RWL)

This contract is for Preliminary, Final and Post-Design Services for space utilization improvements at New Hope Lambertville Toll Bridge Executive Headquarters and the demolition and reconstruction of the Trenton Morrisville Toll Bridge Administration Building as identified under a Task Order Assignment for Space Utilization Program and Concept Study.

In accordance with the Commission's February 26, 2018 Regular Monthly Commission Meeting, this Contract was awarded to Gannett Fleming, Architects Inc. (GF). Accordingly; a Notice of Award and Limited Notice to Proceed was issued to GF effective February 27, 2018.

A Kick-Off Meeting was conducted with GF on March 20, 2018. Site visits continue to be conducted by the Consultant as further field investigation needs are identified. GF is currently coordinating with all public utilities, completed the Boundary & Topographic surveys at Trenton Morrisville site. Space Utilization Program to address the Commission's current operations and anticipated needs in the foreseeable future is complete. A Concept Design and preliminary Phasing options were submitted and presented to the Commission on 10/28/19 with an advance Contract T-730A that covers Trenton Morrisville's salt and fueling operation's needs. The purpose of this advance Contract T-730A is to complete the new salt operation at this location and have it fully operational for the winter of 2020-2021. This is being planned to take place prior to the demolition of the existing building together with the current salt operation. The second Contract T-519A will be publically bid to cover the construction of the balance of the Southern Operations & Maintenance needs in a multi-phased construction.

An NPDES permit Pre-Application meeting was held with Bucks County Soil Conservation on September 26th in connection with the Southern Operations Facility intended to be built at Morrisville, NPDES and Erosion & Sediment Control permits were submitted on December 4, 2019 and both approvals were obtained on March 18, 2020. In addition; building systems phasing coordination meetings were conducted on 11/25/19, 12/6/19 and 12/18/19. GF provided Contract T-730A Bid Set on January 31, 2020 consistent with this Project's scheduled Public Bidding of February 3, 2020. Electronic Bids were received on March 5th, Construction Contract award was made to the apparent Low Bidder's, Bracy Construction, Inc. at the April 27th Regular Monthly Meeting, Construction was substantially completed on November 6, 2020 and Project was completed on November 20, 2020.

In connection with Resolution No. 4076-12-18 and the new real estate property acquisition at Langhorne to house the Commission's Southern Maintenance Facility; GF completed the Boundary and Topographic Land Surveys necessary for Lot Consolidation in Bucks County, Environmental Assessment Phase I and Phase II.

DELAWARE RIVER JOINT TOLL BRIDGE COMMISSION

May 24, 2021 PROJECT STATUS REPORT

A second advanced Final Design submission was made by GF on 12/2/19 for the Langhorne Site to implement the environmental remediation as listed in the Phase II report, demolition of ten (10) existing buildings and secure the site with perimeter fencing. Using one of the Commission's standing Job Order Contractor RCC Builders Contract TTS-737A-2 was executed January 22, 2020. GF provided Post Design services through-out construction and this Project was closed June 15, 2020.

As part of an NPDES permit application process for this site, screening for suspected Bog Turtles and other federally endangered species' was made on June 14th, 2019 by the US Army Corp. of Engineers (ACOE) and found that the Project site does not include a Bog Turtle Habitat. In light of these results an environmental permitting pre-application meetings were held on June 20th 2019 and January 23, 2020 with PADEP in attendance together with the US Army Corps of Engineers as relates to a joint permit for wetland and storm water impact and mitigation at this Langhorne site. Also; as a pre-requisite to obtain NPDES permit approval, a SHPO survey was made and a determination that there are no historic properties exist on site was obtained on March 24, 2020. In addition; ACOE conducted a survey on March 16th 2020, and determined that none of their jurisdictional waters or wetlands exist on this site. Furthermore; the ACOE biologist who provided this survey agreed that the pond that exists on-site is man-made and therefore is not considered jurisdictional based on his field inspection. Additionally; two state identified endangered species were identified by the Pennsylvania Natural Diversity Inventory (PNDI) to potentially exist on-site. The design team initiated field surveys on March 13th 2020 and field traps were placed to determine if their habitat exists within the project limits to develop a mitigation plan. Survey concluded and PNDI concurred on September 9 2020 that none exists within the Commission's property.

A request for site Access Easement to Big Oak Road through PECO's neighboring property was made on November 1 2019, conditional approval was received and an easement agreement has been received from PECO. GF is currently preparing the Legal Description and Plot Plan for Commission use to file with the County's Clerk's Office.

A General Permit GP-7 for minor wetland crossing was submitted on November 4, 2020 and an approval was received from PA DEP on December 22, 2020.

A Bucks County Soil Erosion and Sediment Control (SE& SC) Permit was submitted together with an NPDES Permit on August 24, 2020 and an SE&SC permit approval was received April 23, 2021.

Pre-Final Design submission review meeting for T-519A was conducted with the Consultant on October 28th 2020. Constructability, Peer and Code review meetings were conducted on February 18, February 19 and February 24, 2021. Final Design submission and Bid Documents were received on April 9, 2021. Project public bid advertisement was made on April 12, 2021, virtual Pre-Bid meeting and site visits were made on April 19 and April 29, 2021 and electronic Bid Opening is scheduled for May 25, 2021.

DELAWARE RIVER JOINT TOLL BRIDGE COMMISSION

May 24, 2021
PROJECT STATUS REPORT

SCUDDER FALLS TOLL SUPPORTED BRIDGE SCUDDER FALLS BRIDGE REPLACEMENT PROJECT

Final Design
Contract No. C-660A
(KMS/RWL)

During the April reporting period Michael Baker Jr., Incorporated (Baker) of Hamilton New Jersey continued their construction phase support services efforts to review and respond to various Requests for Information and submittals from the Contractor and the Construction Manager; and, attended Contract T-668A Progress Meetings via conference call, Schedule Meetings and various technical meetings involving design and field issues with the Contractor and CM/CI team.

Construction
Contract No. T-668A
(KMS/RWL)

Trumbull Corporation of Pittsburgh, PA (Trumbull) was awarded the Scudder Falls Bridge Replacement Construction Contract T-668A in the amount of \$396,000,000.00 at the Commission's January 30, 2017 Meeting. The Commission issued a full Notice to Proceed on March 3, 2017.

Weekly Conference Call Meetings continued between the Contractor and the Commission's Project team to discuss Project schedule, progress, and planning for ongoing and/or upcoming construction activities. Trumbull continued to submit Requests for Information (RFI's) and make required project submittals throughout this reporting period for ongoing and upcoming construction activities. To date there have been a total of 905 Contractor RFIs and a total of 1,651 Contractor Submittals. Trumbull and the Construction Manager (Hill/Jacobs) have also been coordinating on the Baseline CPM Schedule progress updates.

During the April reporting period Trumbull continued construction in work areas extending throughout the project limits in order to complete parallel activities on the project. Traffic patterns throughout the Project remained consistent, with no major changes.

In **Pennsylvania**, during the April time period, the Contractor continued with the following roadway and structural construction activities; barrier construction at Retaining Wall PA-A and PA-B; parapet construction and deck grinding on I-295 EB at the PA Canal Bridge; approach slab and header construction at the NB Taylorsville Road Bridge; road construction and drainage for widening along Taylorsville Road; wetland excavation, topsoiling and plantings for the wetland area along Woodside Road; excavation and soil preparation/placement at Drainage Basin D; and ITS and highway lighting at various locations.

DELAWARE RIVER JOINT TOLL BRIDGE COMMISSION

May 24, 2021 PROJECT STATUS REPORT

Through coordination with the Pennsylvania Department of Conservation and Natural Resources, (DCNR), the Commission has undertaken the final design and construction of a shared-use pedestrian bridge over the Delaware Canal. This bridge will provide the final, dedicated connection from the I-295 Park-and-Ride lot to the Delaware Canal towpath and the Commission's shared-use path over the new Scudder Falls Bridge. The current path requires pedestrians to walk on Woodside Road at its narrowest section. The new bridge will provide safe access to the trail-head 1799 house from the tow path.

Trumbull Corporation has teamed with the engineering firm Alfred Benesch & Company for the final design of the pathways; and CONTECH Engineered Solutions for the design and fabrication of the truss bridge over the canal. During this reporting period, the Trumbull team engaged the DCNR for the design of the facility. After Commission review, 95% plans were submitted for review by DCNR, permitting agencies, and special interest groups after coordination of the final design elements with those groups. On a separate path Trumbull pursued the necessary permits for the construction of this facility.

On the **Main River Bridge (MRB)**, during the April period, the work included the following; rubbing/patching of the concrete surfaces at Pier Nos. 1, 3 and 4; continued installation of utility conduits between the girders; continued surveying for the top of the MRB NB girders; continued with the formwork installation; and began installing shear studs, overhangs and shielding as well as deck rebar.

In **New Jersey**, during the April period, the Contractor resumed ITS and highway lighting at various locations; continued with the installation of soldier pile walls and drainage for the NJ pedestrian walkway; resumed approach slab and parapet construction at the MAB; continued forming barrier between Ramp M and I-295; and topsoiling along NJ Route 29 NB and I-295 in the vicinity of Ramp C.

Construction Management
Contract No. CM-669A
(CTH/KMS)

At the October 31, 2016 Commissioners Meeting, the Commission awarded Contract No. CM-669A, Construction Management Services for the Scudder Falls Bridge Replacement project to Hill International (Hill) of Philadelphia, PA for an amount not-to-exceed \$25,015,066.98. Hill was provided with Notice of Award and Limited Notice to proceed on November 2, 2016. Hill was then issued a Full Notice to Proceed on January 31, 2017, in parallel with the award of the Scudder Falls Bridge Replacement Contract T-668A at the same meeting.

DELAWARE RIVER JOINT TOLL BRIDGE COMMISSION

May 24, 2021

PROJECT STATUS REPORT

The Hill team continues to supply construction management personnel as necessary, monitor Trumbull's performance and progress, conduct bi-weekly progress meetings, oversee and coordinate the three (3) construction inspection firms, perform utility coordination in NJ & PA, perform schedule reviews, conduct bi-weekly scheduling meetings, maintain document control, perform health and safety inspections, adjust project staffing as required, address material testing and inspection plan requirements, prepare monthly contractor invoices and manage overall project budget.

Construction Inspection of the Pennsylvania Approach Contract No. CI-671A (CLR/KMS)

This Contract is for Construction Inspection (CI) Professional Services for the PA Approach Roadway Improvements portion of the Scudder Falls Bridge Replacement Project, Contract T-668A. TRC Engineers, Inc. (TRC) of Plymouth Meeting, PA was awarded this contract at the February 27, 2017 Commissioners' Meeting and issued a full Notice to Proceed effective March 29, 2017.

During this reporting period TRC continued providing four (4) full-time inspectors for the inspection of the work on the Pennsylvania Approach Roadway portion of the Project, with all inspectors working under the supervision of the Construction Manager. One of the current four inspectors are from TRC's IBE sub-consultant, RIG Engineers, an IBE firm. Also, during this reporting period, Invoice and Progress Report No. 47 were received and reviewed.

Construction Inspection of the Main River Bridge Contract No. CI-672A (CLR/KMS)

This Contract is for Construction Inspection (CI) Professional Services for the Main River Bridge portion of the Scudder Falls Bridge Replacement Project, Contract T-668A. WSP/Parsons Brinckerhoff, Incorporated (PB) of Lawrenceville, NJ was awarded this contract at the February 27, 2017 Commissioners' Meeting and issued a full Notice to Proceed effective March 22, 2017.

During this reporting period PB continued to provide five (5) full time inspectors for the inspection of the work on the Main River Bridge portion of the Project with all inspectors working under the supervision of the Construction Manager. Two of the current five inspectors are from PB's IBE sub-consultant, KS Engineers, an IBE firm. Also, during this reporting period, Invoice and Progress Report No. 46 were received and reviewed.

DELAWARE RIVER JOINT TOLL BRIDGE COMMISSION

May 24, 2021 PROJECT STATUS REPORT

Construction Inspection of New Jersey Approach
Contract No. CI-673A
(CLR/KMS)

This Contract is for Construction Inspection (CI) Professional Services for the NJ Approach Roadway Improvements portion of the Scudder Falls Bridge Replacement Project, Contract T-668A. Gannett Fleming, Inc. (GF) of South Plainfield, NJ was awarded this contract at the February 27, 2017 Commissioners' Meeting and issued a full Notice to Proceed effective March 29, 2017.

During this reporting period GF continued to maintain the contract's full complement of five (5) inspectors to provide inspection and material testing for work on the New Jersey approach portion of this project under the supervision of the Construction Manager. Two of the current five inspectors are from GF's IBE sub-consultant, Churchill Consulting Engineers, an IBE firm. Also, during this reporting period, Invoice and Progress Report No. 47 were received and reviewed.

DESIGN MANAGEMENT CONSULTANT SERVICES T-668A CONSTRUCTION

Task Order Assignment No. C-502A-2I
KMS/RWL

AECOM is providing DMC services during the construction of the Scudder Falls Bridge Replacement Project, Contract T-668A, under this Task Order Assignment, which began on April 1, 2017. The DMC Services include support to the Commission in the following:

Environmental Agency Coordination – Continuous services providing Project-wide assistance with environmental activities including agency site visits; contractor inquiries associated with existing permits obtained by the Commission; and, monitoring and implementation of existing environmental mitigation stipulations associated with pre-construction project permits and agency agreements.

Environmental Permitting – During the April time period AECOM began preparing the Archaeological Monitoring Report documenting excavation work along the D&R Canal in NJ.

Environmental Monitoring Services – Continuous services throughout construction to meet project permit requirements. Services performed during this reporting period included weekly monitoring of the project site for compliance with environmental stormwater management requirements by AECOM sub-consultant ACT Engineers and weekly peregrine falcon monitoring of the project site by AECOM. ACT Engineers also continued with the sturgeon monitoring and water temperature monitoring that will run through June (the end of the in-water work restriction period).

DELAWARE RIVER JOINT TOLL BRIDGE COMMISSION

May 24, 2021

PROJECT STATUS REPORT

PA Wetlands Deer Fence Installation – AECOM is providing construction inspection services for the deer fence installation being performed under JOC Contract T/TS-735A-006. The installation of the deer fence began in early April and was completed by the end of the month. The only work that remains is the seeding of the disturbed areas that will be completed in early May. Final approval from the permitting agencies has been requested.

Contracts C-660A and T-668A Progress Support - DMC services during this reporting period included participation in the work flow for review and distribution of the contractor's submittals and requests for information (RFI) for review and responses to same; ongoing coordination with the Baker Team to expedite RFI and contractor submittal responses to meet project schedules; design and/or construction issue trouble-shooting and resolution support with involvement in the various technical issues meetings with the CM and the Contractor; ongoing utility relocation work and existing facility interface coordination support; liaison to the Commission Operations, Public Safety Bridge Security, and Purchasing Departments for maintenance of the existing equipment and other roadway appurtenances within the SFB Project construction zone; and, required coordination to facilitate outside parties interface with the project such as utility companies, adjacent municipalities, and State DOT's.

CI Contract Administration – AECOM staff serve as Project Managers for the three (3) Construction Inspection (CI) contracts associated with the Scudder Falls Bridge project. This includes coordination with the CI firms for the supplying of inspectors to the project as requested by the Construction Manager; and, administration of the CI contracts and address any contractual needs.

PUBLIC INVOLVEMENT SERVICES

Final Design Services
Contract No. C-662A
(CTH/KMS)

McCormick Taylor, Inc. (MT) was awarded this Public Involvement (PI) Contract at the Commission's September 28, 2015 Meeting, and issued Notice to Proceed effective October 29, 2015. MT's public involvement effort focuses on regularly communicating project activities to officials, stakeholders and the public, as well as informing motorists of near-term construction stage travel implications, performing public involvement initiatives and market research activities and development of discussion guides and analysis related the implementation of the new toll, and payment options related to All-Electronic Tolling. MT has finalized a new project specific logo and has created a new project specific website that went live on October 4, 2018. MT submitted a revised public involvement toll-implementation strategy and timeline to Commission staff for application and roll-out. MT continues to monitor the toll-free information line calls, compiling and responding to calls as well as project specific e-mails related to construction and toll implementation.

DELAWARE RIVER JOINT TOLL BRIDGE COMMISSION

May 24, 2021

PROJECT STATUS REPORT

**ALL ELECTRONIC TOLLING SYSTEM
INSTALLATION MANAGEMENT
Task Order Assignment No. C-701A-7
(CAS/RWL)**

There was no activity on this Task Order Assignment.

**SCUDDER FALLS BRIDGE REPLACEMENT – WETLAND MITIGATION DEER FENCE
Construction
JOC Contract No. T/TS-735A-006
(CLR/WMC/KMS)**

This Contract is for the installation of an 8-foot high woven wire deer fence attached to pressure treated wood posts installed around the Scudder Falls Bridge Wetland Mitigation Areas “A” and “B” located at the corner of Woodside Road and River Road in Lower Makefield Township, Bucks County, PA. This work is required to protect new plantings in the wetland mitigation site as required by project permits. This contract will be completed under the Commission’s T/TS-735A JOC South contract, by Mount Construction Company, Inc. (Mount) who was awarded this Job Order Contract on March 8, 2021

During this reporting period Mount procured all of the necessary materials; mobilized to the site; completed the deer fence installation reaching Substantial Completion and began working on contract punch list items.

**Construction Inspection
Contact No. C-502A (AECOM’s CPMC Contract)
(CLR /WMC/KMS)**

Construction Inspection for this JOC contract was provided by AECOM through their CPMC contract, working under the Construction Manager, Gordian. During this reporting period, AECOM coordinated the review and approval of the required material submittals; and reviewed and approved the contractor’s baseline schedule; inspected the work undertaken by Mount on a daily basis; punch listed the completed work and oversaw the punch list work being performed.

DELAWARE RIVER JOINT TOLL BRIDGE COMMISSION

May 24, 2021

PROJECT STATUS REPORT

CAPITAL PROGRAM MANAGEMENT CONSULTANT (CPMC) & DESIGN MANGEMENT CONSULTANT (DMC) SERVICES FOR THE I-95/SCUDDER FALLS BRIDGE IMPROVEMENT PROJECT

CPMC SERVICES – 2018 THROUGH 2021

Task Order Assignment No. C-502A-1M
(KMS/RWL)

Task Order Assignment 502A-1M, Capital Program Management Consultant (CPMC) Services for 2018 through 2021 began in April 2018. AECOM is currently providing one (1) part-time Project Manager to oversee and administer various design and construction projects that are being advanced in the Capital Improvement Program. During this reporting period, CPMC Staff continued to provide the management and oversight of the remaining punch-list and close-out items for Construction Contract T-707A for the New Commission Administration Building and CM/CI Contract CM-707A.

COMMISSION ADMINISTRATION BUILDING AT SCUDDER FALLS

Construction Management
Contract No. CM-707A
(CAS/RWL)

Joseph Jingoli & Son, Inc. continues to complete document processing that includes receiving and distributing project closeout items. Staff from the construction manager includes the Project Manager and he is on site as needed if any warranty issues occur. The Building Automated System (BAS) punch list items are resolved. The final contractor invoice was submitted for processing.

Under subcontract to Jingoli, building system commissioning services will be completed by Borton Lawson.

Construction
Contract No. T-707A
(CAS/RWL)

Project closeout items were submitted by the contractor and are being reviewed by the project team. Bracy Construction addressed the Building Automated System (BAS) punch list items. Bracy Construction addresses warranty items as they occur. Bracy Construction submitted the final invoice for processing.

DELAWARE RIVER JOINT TOLL BRIDGE COMMISSION

May 24, 2021

PROJECT STATUS REPORT

FACILITIES TASK ORDER AGREEMENT

SCUDDER FALLS ADMINISTRATION BUILDING – HVAC STUDY

Task Order Assignment No. C-729A-1

(CAS/RWL)

A task order assignment was executed with French & Parrello Associates, P.A. to complete a study related to the heating, ventilation, and air conditioning (HVAC) system at its Administration Building at Scudder Falls. The assessment includes a review of the installed mechanical equipment to evaluate the feasibility of improving the indoor air quality to reduce the potential impacts of COVID-19. A revised report was submitted, addressing review comments and is currently being reviewed by Commission Staff and Joseph Jingoli & Son, Inc.

WASHINGTON CROSSING TOLL-SUPPORTED BRIDGE

WASHINGTON CROSSING BRIDGE REPLACEMENT FEASIBILITY STUDY

Contract No. C-715A-6

(WMC/RWL)

Pennoni Associates completed revisions to the Washington Crossing Bridge Replacement Feasibility Study.

REPLACEMENT OF GANTRY AT THE NJ APPROACH

T/TS-737A-001

(HDH/MEM)

The sign structure previously at the east approach to the WCTSB was removed in the spring of 2018 after sustaining collision damage. A functioning sign structure is located at the west approach of the bridge. The bridge is currently posted for a 3 Ton weight limit, an 8'-0" vertical clearance and a 6'-6" horizontal clearance. This Job Order contract with RCC Builders is to replace the gantry at the New Jersey -east- approach, for the purpose of supporting clearance bars and electronic surveillance equipment as well as displaying several regulatory and warning signs. NTP was given 3/30/2020. A pre-construction meeting was held via teleconference on 4/8/2020.

Field work started on the project the end of May. A two (2) foot section was bolted to the existing column at the south side of the east approach to the bridge to increase the height of the new gantry. The concrete work for the footer of the new column to be erected at the south side of the east approach is to start the week of June 8th.

On Friday night, June 19th, the remaining sections of the gantry were installed by RCC. The following week, maintenance re-installed the headache bars. Maintenance has installed the warning signs for the bridge, and reran an exposed conduit and wiring around the new footing for future use to provide electric to the gantry.

DELAWARE RIVER JOINT TOLL BRIDGE COMMISSION

May 24, 2021
PROJECT STATUS REPORT

NEW HOPE-LAMBERTVILLE TOLL BRIDGE

NEW HOPE-LAMBERTVILLE TOLL BRIDGE STONE VENEER
C-704A-2
(HDH/RWL)

At the end of March the breakdown of a section of the stone veneer at the east abutment of the New Hope – Lambertville Toll Bridge (Route 202) was discovered under an existing task order agreement. GPI Inc. was given the task to investigate the cause, and determine a solution for the issue. The consultant was given Notice to Proceed on 4/29/2019. The consultant went out in the field on 5/15 and 5/16/19 to access the condition of the stone veneer at both abutments of the NH-L Toll Bridge. A preliminary report was received June 7th, 2019. Report was finalized 7/15/2019. Preliminary design/repair documents received 8/9/2019, and reviewed by 8/23/19. Revisions to design documents received electronically on 9/13/2019. Anticipate the repairs to go to a JOC, negotiations with contractor on-going. Maintenance forces have improved the fencing around the deteriorated section at the NJ abutment.

UHLERSTOWN-FRENCHTOWN TOLL SUPPORTED BRIDGE

REPLACEMENT OF NJ UPSTREAM RETAINING WALL
C-732A-1
(HDH/RWL)

The stone masonry retaining wall to the north of the Bridge Monitor Shelter in Frenchtown is deteriorated and in need of replacement. Arora and Associates, P.C. has been given the task to design a new retaining wall that would keep the appearance of the existing wall in mind. Arora was given Notice to Proceed on 8/16/2019. A Preliminary Design submission has been received 9/4/2019. Upon review by the Commission, the consultant has been asked to provide an additional design option, which would include acquiring additional property. Consultant provided additional Engineer's estimate on 10/17/2019. Since the replacement of the wall is hampered by the location of the property line, a meeting is being set up with Frenchtown Borough, owner of the adjacent property, to discuss easement. Meeting with Mayor of Frenchtown on 12/20/2019 regarding construction. The adjacent property is part of the Borough's Recreation and Open Space Inventory, there are on-going follow up discussions with NJDEP Green Acres Program.

DELAWARE RIVER JOINT TOLL BRIDGE COMMISSION

May 24, 2021 PROJECT STATUS REPORT

Since the discussion with Green Acres to purchase additional property fell through, a meeting was held with Arora on February 19, 2021 to discuss moving forward with a design to replace the wall in-place. On February 26, 2021 meeting was held with Frenchtown Borough to discuss some additional improvements to benefit the adjacent Sunbeam Lenape Park. On the same date, a meeting between Arora, Commission personnel and JCP&L was held to discuss relocating the utility pole on Commission property. On March 18, 2021 a meeting was held at the site with the contractor and the design consultant to discuss constructability of the new retaining wall.

INTERSTATE 78 TOLL BRIDGE

I-78 POWER AND COMMUNICATION INFRASTRUCTURE DESIGN SERVICES Contract No. C-732A-3 (WMC/RWL)

Arora and Associates is developing a concept level ITS plan for the I-78 Toll Bridge facility to be used together with the expanded camera coverage plan to quantifying the project power and communication requirements

NORTHAMPTON STREET TOLL SUPPORTED BRIDGE

NORTHAMPTON STREET TOLL-SUPPORTED BRIDGE REHABILITATION

Design Services Contract No. C-590A (MEM/CTH)

At the April 27, 2020 Commissioners Meeting, the Commission awarded Contract No. C-590A, Northampton Street Toll-Supported Bridge Rehabilitation Design to Greenman-Pedersen, Inc. (GPI) of Lebanon, NJ. GPI was provided with Notice of Award and Limited Notice to Proceed the same date. GPI was then issued a Full Notice to Proceed on May 15, 2020.

A contract kick-off meeting was held on May 14, 2020. Field condition assessments commenced on May 18, 2020 and have been completed. On June 12, 2020 GPI submitted their Draft Condition Assessment and Recommendation Report along with their Draft Architectural Lighting Concept Study Report. On September 11, 2020 GPI submitted there Preliminary Design plans and specification. On October 30, 2020 GPI submitted the Pre-Final Design submission that was originally scheduled for October 16, 2020 but has been adjusted to October 30, 2020 to better align with the Commission's needs for coordination with Public Officials. On December 18, 2020 GPI submitted the Final Design documents. GPI continues to coordinate with utility companies for proposed utility adjustment and is continuing public involvement coordination.

DELAWARE RIVER JOINT TOLL BRIDGE COMMISSION

May 24, 2021
PROJECT STATUS REPORT

EASTON-PHILLIPSBURG TOLL BRIDGE

FACILITY PARKING LOT IMPROVEMENTS

Design
Task Order Assignment No. C-732A-5
(CTH/RWL)

Arora and Associates was issued Notice to Proceed effective March 30, 2021. A project kick-off meeting was held with Arora on April 6, 2021. This Task Order Assignment is to perform design services for repaving the Easton-Phillipsburg Toll Bridge Facility Parking Lot, renewal of settled sidewalk and curb along the Ramp C retaining wall, replacement of a fire hydrant and water main located in the parking lot, and connection of garage floor drains to the sanitary sewer. Arora submitted their Preliminary Design documents on April 30, 2021. This submittal is currently under review by Commission staff.

DELAWARE WATER GAP TOLL BRIDGE

WESTBOUND TOLL PLAZA ROADWAY AND NEW JERSEY APPROACH REPAIRS - DESIGN

Task Order Assignment No. C-732A-4
(CTH/RWL)

Arora and Associates was issued Notice to Proceed effective October 1, 2020. A project kick-off meeting was held with Arora on October 6, 2020 and a field view was held on October 8, 2020. This Task Order Assignment is to perform final design for replacing/rehabilitating the pavement at the Delaware Water Gap toll plaza and the I-80 NJ Approach Roadway.

The designer submitted the final version of the Preliminary Design/Condition Report. Arora submitted final design documents for T-719A on January 15, 2021. Bids were opened for T-719A on February 23, 2021. Arora is currently performing post-design/pre-award services.

CM-CI Services
Task Order Assignment No. C-733A-2
(CTH/RWL)

KS Engineers (KSE) was issued Notice to Proceed effective March 30, 2021. A project kick-off meeting was held with KSE on April 6, 2021. KSE is providing a part time Project Manager, full time Resident Engineer, full time Office Engineer/Inspector and part time Scheduler throughout the duration of this task order assignment. KSE attended a kick-off meeting with the contractor (Road-Con), conducted job progress meetings and performing construction management, inspection and schedule monitoring activities.

DELAWARE RIVER JOINT TOLL BRIDGE COMMISSION

May 24, 2021 PROJECT STATUS REPORT

CONSTRUCTION Contract T-719A (CTH/RWL)

At the March 29, 2021 Commissioners Meeting, the Commission awarded Contract No. T-719A, Delaware Water Gap Toll Bridge Facility Westbound Toll Plaza Roadway and NJ Approach Repairs to Road-Con, Inc. of West Chester, PA for an amount not-to-exceed \$3,773,197.85. Road-Con was provided with Notice of Award/Limited Notice to proceed on March 30, 2021 and a full Notice-to-Proceed was given on April 22, 2021. A kick-off meeting was held with Road-Con on April 27, 2021. Road-Con has commenced construction. Completion of the project is expected in late fall 2021.

CENTRAL AND SOUTHERN DISTRICT

PHASE 1 TOLL COLLECTION COUNTING FACILITIES

Preliminary, Final & Post Design Services
Task Order Assignment No. C-696B-1
(RJZ/RWL)

Utilizing the Commission standing Consulting Engineer Task Order Agreement with French & Parrello Associates (FPA), this Task Order Assignment is to obtain engineering preliminary, final, and post design services to support the Commission needs for Toll Counting facilities at I-78, Easton Philipsburg, and Delaware Water Gap Toll Bridge Facilities.

As a part of a fast track implementation plan, Kick-Off Meeting was conducted with FPA on October 20, 2016, at which time the Consultant provided pre-schematic design sketches to expedite Commission's input on the same. The Consultant collected Project related record documents after this meeting, conducted site visits on October 25th at all three locations. Schematic Design Submission was received on November 9th, 2016 and a submission review meeting was held on November 14th sharing the Commission's comments with the Consultant. Final Design Submission was received December 30, 2016 and a design submission review meeting was conducted on January 9, 2017 and revised documents were received January 19, 2017.

DELAWARE RIVER JOINT TOLL BRIDGE COMMISSION

May 24, 2021

PROJECT STATUS REPORT

APPROACH ROADWAY IMPROVEMENTS AT THE CENTRE BRIDGE – STOCKTON, NEW HOPE – LAMBERTVILLE, AND UHLERSTOWN – FRENCHTOWN TOLL-SUPPORTED BRIDGES

Design

**Task Order Assignment No. C-715A-1
(JRB/RWL)**

Under this Task Order Assignment (TOA) the Consultant, Pennoni, Inc. (Pennoni), is providing professional services for the design of approach roadway improvements at the Centre Bridge – Stockton, New Hope – Lambertville, and Uhlerstown – Frenchtown Toll-Supported Bridges. Improvements include select roadway repaving, re-striping, three (3) ADA ramps, replacement of six (6) inlets, curbing repair and patching/coating of a retaining wall.

Construction has been completed and a final walkthrough was performed on July 24, 2020. One punch list item remains and this contract will be closed out when it is completed.

Construction Management

**Task Order Assignment No. C-733A-1
(JRB/RWL)**

Under this Task Order Assignment (TOA) the Consultant, KS Engineers, P.C., (KSE), is providing professional services for the construction inspection of approach roadway improvements at the Centre Bridge – Stockton, New Hope – Lambertville, and Uhlerstown – Frenchtown Toll-Supported Bridges. KSE is providing one full-time inspector during the appropriate periods of construction as well as providing cost, quality, and progress control administrative and field services.

Construction has been completed and a final walkthrough was performed on July 24, 2020. One punch list item remains and this contract will be closed out when it is completed.

Construction

**Contract No. T/TS-735A-004
(JRB/WMC)**

Under this Job Order Contract (JOC) the Contractor, Mount Construction, Inc., (Mount), is providing construction services for approach roadway improvements at the Centre Bridge – Stockton (CB-S), New Hope – Lambertville (NH-L), and Uhlerstown – Frenchtown (U-F) Toll-

Supported Bridges. Improvements include select roadway repaving, re-striping, three (3) ADA ramps, replacement of six (6) inlets, curbing repair and patching/coating of a retaining wall.

DELAWARE RIVER JOINT TOLL BRIDGE COMMISSION

May 24, 2021 PROJECT STATUS REPORT

Notice to proceed was given on May 27, 2020. A pre-construction kick-off meeting was held online on May 27 and attended by representatives from the Commission, Mount, Pennoni (Design Engineer), Gordian (JOC Program Manager), CMTS (JOC Construction Manager), and KS Engineers (Construction Inspector). A conference call was held with officials from Lambertville and New Hope on May 28 to detail the project.

Construction has been completed and a final walkthrough was performed on July 24. Job Order Supplement No. 2 has been executed to install a step at the base of the canal stairs. The step was installed on November 18th. Epoxy coating of the step and foundation of the stairs is scheduled for the spring when the warmer temperatures will allow for application and then the contract will be closed out.

ELECTRONIC SURVEILLANCE / DETECTION SYSTEM

ESS MAINTENANCE CONTRACT Contract No. DB-724A (WMC/RWL)

Schneider Electric Building Americas, Inc. continued to provide maintenance services in support of the Electronic Surveillance / Detection System under the direction of the Commission's Public Safety and Bridge Security, who operates the system from the Primary Control Center located at the New Jersey State Police's Regional Operation and Information Center (ROIC) in West Trenton, New Jersey.

ELECTRONIC TOLL COLLECTION CUSTOMER SERVICE CENTER/VIOLATION PROCESSING CENTER PROJECT Contract No. DB-584 (CAS/RWL)

The New Jersey Turnpike Authority (NJTA), as the lead agency, is facilitating all meetings with the other agencies and Conduent to manage the implementation of outstanding system elements for the New Jersey E-ZPass Customer Service Center.

Commission staff worked with Conduent to finalize their communication connection to the disaster recovery toll host located at the New Hope Administration Building.

Conduent coordinated with TransCore to develop a reconciliation file interface control document (ICD) between the Commission's in-lane toll system and the NJ CSC. Testing of this file transfer will be completed prior to implementing it.in-lane toll system and the NJ CSC to accommodate the proposed toll adjustment.

DELAWARE RIVER JOINT TOLL BRIDGE COMMISSION

May 24, 2021
PROJECT STATUS REPORT

TRAFFIC COUNT PROGRAM UPGRADE Contract No. DR-550A (CAS/RWL)

A Purchase Order was issued to Signal Service, Inc., West Chester, PA for the traffic counters, server and additional materials. Signal Service is a member of the Pennsylvania Department of General Services COSTARS Program (Cooperative Purchasing Contract No. 4400012659). The COSTARS Program sets the pricing for the traffic counters, auxiliary equipment, and software to be purchased.

As the Commission expanded its wide area network (WAN) to the toll supported bridges, the traffic counters were all transitioned from the cellular modems to the WAN for the transmission of data. Commission staff is working with Signal Service to transition the counters for the free direction of the Toll Bridges from cellular modems to the WAN.

ELECTRONIC TOLL COLLECTION / TOLLING **TASK ORDER CONSULTANT**

TRAFFIC AND REVENUE FORECAST Task Order Assignment No. C-728A-1 (CAS/RWL)

There was not activity on this task order assignment.

ALL ELECTRONIC TOLLING STUDY UPDATE Task Order Assignment No. C-728A-2 (CAS/RWL)

Commission Staff executed a task order agreement for Rummel, Klepper & Kahl, LLP (RK&K) to update the existing All Electronic Tolling (AET) Study, specifically the information related to the implementation of AET by other toll agencies throughout the region and any lessons learned. A draft report was submitted for Commission review.

DELAWARE RIVER JOINT TOLL BRIDGE COMMISSION

May 24, 2021

PROJECT STATUS REPORT

ELECTRONIC TOLL COLLECTION SYSTEM REPLACEMENT

DESIGN, BUILD AND MAINTAIN

Contract No. DB-540A

(CAS/RWL)

Kapsch submitted a list of recommendations for tuning adjustments for the Commission's transponder readers. The recommendations were submitted to TransCore for review and implementation. TransCore adjusted the reader tuning at toll bridges to improve transponder reading and currently monitoring to confirm the results. TransCore completed a Microsoft and SQL update at all bridge host servers.

TransCore coordinated with Conduent to develop a reconciliation file interface control document (ICD) between the Commission's in-lane toll system and the NJ CSC. Testing of this file transfer will be completed prior to implementing it.

An unforeseen allowance reduction was executed for TransCore's replacement of the roadway loops located within each conventional toll plaza lane and the Open Road Tolling zone as these will need to be replaced during the Delaware Water Gap Toll Bridge pavement rehabilitation project.

Commission Staff and TransCore meet monthly to review and discuss system operational and maintenance items. A weekly call also takes place to briefly review system maintenance items for the week.

JOB ORDER CONTRACTING SERVICES

JOB ORDER CONTRACTING PROGRAM MANAGER

Contract No. C-727A

(WMC/RWL)

Gordian Group's activities included providing program management services in support of individual job orders.

GENERAL ENGINEERING CONSULTANT 2015-2020

ANNUAL INSPECTIONS

C-684A

(HDH/MEM)

As the Commission's General Engineering Consultant (GEC), Van Cleef Engineering Associates, LLC, (formerly Cherry, Weber & Associates) (VCEA) is providing Annual Inspection Services for the Toll-Supported Bridges in 2016. VCEA was provided with Notice to Proceed on March 23, 2015. On November 21, 2016, the Commission, via Resolution 3090-11-16, extended

DELAWARE RIVER JOINT TOLL BRIDGE COMMISSION

May 24, 2021 PROJECT STATUS REPORT

CEA's contract to perform GEC services and inspections in 2017 & 2018. On November 19, 2018, the Commission, via Resolution 4045-10-18, extended VCEA's contract to perform GEC services and inspections in 2019 & 2020, the second and final of two 2-year optional extensions in the original contract.

The Final Draft 2019 Annual Inspection Report has been finalized and is being submitted to the Commission for acceptance at the April 2020 Commission Meeting.

A kick-off meeting was held on February 26 for the 2020 Toll-Supported Bridge (TSB) Inspections at the I-78 Toll Bridge Maintenance Garage and attended by representatives from Central and South Regional Maintenance, the Deputy Director of Maintenance, Engineering, the Deputy Executive Director of Operations and VCEA.

Inspections were scheduled to begin in late March at multiple toll-supported bridges. Due to the COVID-19 pandemic, and following guidelines from PennDOT and NJDOT, the TSB inspections due in March were pushed back into April. Inspections are scheduled to start the week of April 6, 2020. Field inspections for the Toll Supported bridges were started the week of April 6, 2020, with priority given to the bridges with a March due date. To date bridge inspections have been completed. Three (3) March bridges will have NBI dates that were pushed back to April (CBS, RB, UBEM), due to the Covid-19 delays and the resulting 2-week delay at the beginning of the schedule. All other bridge dates (months) have been met.

The Facility Inspections, on July 14 (Southern Region), and July 15, 2020 (Central & Northern Region), have been completed. Due to Covid-19 related issues, inspections were performed from the exterior of the facilities, unless specific issues were identified prior to the inspection by Maintenance.

Sign Retro-reflectivity Assessment scheduled for the nights of October 13 and 14, 2020.

The Draft Maintenance Report was submitted via ftp on September 25, 2020. The Draft Annual Inspection Report was submitted on October 8, 2020. Draft Annual and Draft Maintenance Reports were reviewed and comments sent back to the GEC the end of December 2020.

The GEC has submitted an electronic copy of the final report on March 3, 2021 for final review. The report was accepted by the Commissioners at the March 2021 meeting.

DELAWARE RIVER JOINT TOLL BRIDGE COMMISSION

May 24, 2021

PROJECT STATUS REPORT

GENERAL ENGINEERING CONSULTANT 2021-2022

ANNUAL INSPECTIONS

C-757A

(HDH/MEM)

As the Commission's General Engineering Consultant (GEC), Pickering, Corts & Summerson (PCS) is providing Annual Inspection Services for the Toll Bridges in 2021, and Toll Supported bridges in 2022. PCS was provided with Limited NTP on February 23, 2021, and Notice to Proceed on April 12, 2021. A kick-off meeting was held virtually April 9, 2021 via Microsoft Teams, and attended by representatives from Operations in all three Regions; Engineering and PCS.

As of April 30, 2021 Interim inspections have been completed at the following Toll Supported Bridges: Riverton Belvedere, Centre Bridge Stockton, Lower Trenton, Calhoun Street, Washington Crossing, and New Hope Lambertville. The Easton Phillipsburg Toll Bridge (Route 22) is scheduled for a Regular inspection starting May 3, 2021.

2015-2016 TRAFFIC ENGINEERING CONSULTANT

Contract No. C-686A

(CAS/RWL)

Upon processing the final invoice for this agreement, Commission Staff will prepare a consultant agreement closeout modification for execution.

DELAWARE RIVER JOINT TOLL BRIDGE COMMISSION

Meeting of May 24, 2021

OPERATIONS

The following Pages reflect the reports on those items assigned to the Operations Department. Each item is reported separately and page numbered accordingly.

DELAWARE RIVER JOINT TOLL BRIDGE COMMISSION
Meeting of May 24, 2021

OPERATIONS INDEX
FOR
PUBLIC SAFETY & BRIDGE SECURITY

SUBJECT	DESCRIPTION	PAGE NUMBER
Public Safety & Bridge Security	Status Reports Month of April 2021	1-22

DELAWARE RIVER JOINT TOLL BRIDGE COMMISSION
Meeting of May 24, 2021

PUBLIC SAFETY AND BRIDGE SECURITY
Month of April 2021

The below-listed items represent meetings, communications, tasks, and projects involving the Public Safety and Bridge Security Department:

Radio System

- PSBS personnel alone, and in conjunction with the New Jersey State Police investigated various DRJTBC radio issues during the Month of April
- PSBS personnel continue to work with the Regions and IT to update the Maximo radio inventory database.

Access Control System

- During the month of April 2021, the ACS database was audited and pictures were updated for employees and contractor cards with the approved holographic image.
- Various other employee ACS rights were updated and/or changed at the request of supervisors.
- Various door alarms and ACS issues were addressed.

Public Safety & Bridge Security

- During the Month of April, PSBS Staff held interviews for Bridge Monitor and Assistant Coordinator postings
- During the Month of April, PSBS continued to social distance the Primary Control Center (PCC) staff by utilizing the Secondary Control Center(SCC) at NHLTB.
- During the Month of April, PSBS continued to social distance staff by using UBE Toll Supported Bridge (TSB) for central region AC's, TM Toll Bridge(TB) for Southern region AC's.
- During the month of April 2021, PSBS continued to update and implemented the Alternate Work Procedures for the COVID-19 pandemic
- During the month of April 2021, PSBS personnel continued work with Schneider Electric on various new Capital Projects, MM camera upgrade and SCC enhancements.
- PSBS personnel reviewed and purged the ESS video storage database that contains copies of videos requested by DRJTBC personnel and outside agencies.

DELAWARE RIVER JOINT TOLL BRIDGE COMMISSION
Meeting of May 24, 2021

PUBLIC SAFETY AND BRIDGE SECURITY
Month of April 2021

- The PSBS Primary & Secondary Control Center (PCC, SCC) continues to operate 24/7 and detected, documented, and assisted the Regional bridges with various emergencies, traffic, and security related incidents.
- During the month of April 2021, PSBS personnel worked with several police departments and DRJTBC personnel on various inquiries and investigations. As a result, PSBS personnel investigated and processed Thirty-one video requests. Please see the attached “ESS Request Video Report” for a summary of information on each request.
- During the month of April 2021, PSBS continued work with Signal Services Inc. to install an oversized vehicle detection system at Riverton Belvidere. A study was also initiated at Lower Trenton to help prevent overweigh crossings.

Miscellaneous

- During April 2021, PSBS staff attended two Operations meetings
- During April 2021, PSBS attended a Teams meeting with engineering for the C-732A-3 project (I-78 Power and Communication Infrastructure Design)
- During April 2021, PSBS attended a Teams meeting with engineering and the Executive Director for the T- 519A project (Southern Operations & Maintenance Facilities - Primary Control Center)
- In April 2021, PSBS Staff participated in Bi-weekly COVID-19 Task Force conference call to discuss COP-E plan updates and other matters that pertain to the ongoing pandemic.
- In April 2021, PSBS Staff attended the PSBS Coronavirus Staff meeting. Meetings took place each Monday in April
- During April 2021, PSBS Staff attended meetings with Motorola regarding the Radio systems for the SCC, PCC, and computer aided dispatch system and integrated telephone system.

ESS Request Video

Report Run Date: 4/28/2021

Report Month: 4/1/2021- 4/28/2021

ID	Request Date	Request_Agency	Requestor	Location	Incident Type	DRJTBC Requestor
2741	4/2/21	DRJTBC	Joseph Trinian	MM	Other	Joseph Trinian
2742	4/3/21	DRJTBC	A. León - PCC	NHL-TS	Motor Vehicle Accident	Ariel Leon
2743	4/6/21	DRJTBC	M. Leary JR	EP	Other	Mark Leary Jr
2744	4/7/21	East Windsor PD	Det Michelle McCAndrew	TM	Stolen Vehicle	Kevin Clark
2745	4/7/21	DRJTBC	Steve Mongiovi	I78	Motor Vehicle Accident	Stephen Mongiovi
2746	4/8/21	DRJTBC	Matt Skrebel	Washington Crossing	Motor Vehicle Accident	Matt Skrebel
2747	4/10/21	DRJTBC	Joseph Trinian	Calhoun St.	Motor Vehicle Accident	Joseph Trinian
2748	4/12/21	DRJTBC	J Boraski	Scudder Falls	Motor Vehicle Accident	Kevin Clark
2749	4/13/21	DRJTBC	Steve Mongiovi	DWG	Commission Damage	Stephen Mongiovi
2750	4/15/21	DRJTBC	M. Leary Jr	EP	Other	Mark Leary Jr
2751	4/16/21	DRJTBC	Joseph Trinian	TM	Other	Joseph Trinian
2752	4/16/21	DRJTBC	Steve Mongiovi	DWG	Motor Vehicle Accident	Stephen Mongiovi
2753	4/18/21	Mercer County Homicide Task Force	Detective John Menafr #7781	TM	Homicide	Stephen Mongiovi
	4/18/21	Mercer County Homicide Task Force	Detective John Menafr #7781	TM	Homicide	Stephen Mongiovi
2754	4/19/21	NJSP	Sgt. Colman	Washington Crossing	Other	Matt Jones
2755	4/20/21	NJSP Hope Station	Tpr. Anthony Greco	PC	Police Chase	Matt Skrebel
2756	4/21/21	Morrisville Police Department	Cpl. Bill Smith	TM	Hit & Run MVA	Matt Skrebel
	4/21/21	Morrisville Police Department	Cpl. Bill Smith	TM	Hit & Run MVA	Matt Skrebel
2757	4/22/21	New Hope Police Department	Ofc. Jim Giovinnazzo	NHL-TS	Hit & Run MVA	Matt Skrebel
2758	4/22/21	DRJTBC	Jim Montgomery	Northampton	Motor Vehicle Accident	James Montgomery
2759	4/22/21	New Jersey State Police	TPR. J. Vallarta #8099	Upper Black Eddy-Milford	Police Investigation	Stephen Mongiovi
2760	4/23/21	DRJTBC	Nicholas Knechel	PC	Fire	Nicholas Knechel
2761	4/23/21	NJSP Hope Station	Trp. Anthony Greco	PC - Pedestrian	Police Investigation	Matt Skrebel

ESS Request Video

Report Run Date: 4/28/2021

Report Month: 4/1/2021- 4/28/2021

ID	Request Date	Request_Agency	Requestor	Location	Incident Type	DRJTBC Requestor
2762	4/23/21	DRJTBC	M. Leary Jr	PC	Other	Mark Leary Jr
2763	4/23/21	DRJTBC	M. Leary Jr	EP	Police Chase	Mark Leary Jr
2764	4/24/21	DRJTBC	Joseph Trinian	TM	Motor Vehicle Accident	Joseph Trinian
2765	4/24/21	DRJTBC	Nicholas Knechel	Riverton-Belvidere	Motor Vehicle Accident	Nicholas Knechel
2766	4/25/21	DRJTBC	Nicholas Knechel	Scudder Falls	Motor Vehicle Accident	Nicholas Knechel
2767	4/26/21	Trenton Fire Department	Battalion chief D. Smolka	TM	Motor Vehicle Accident	Matt Skrebel
2768	4/27/21	DRJTBC	Steve Mongiovi	Riegelsville	Overweight Crossing	Stephen Mongiovi
2769	4/27/21	Drijtbc	M. Wahl	Northampton	Motor Vehicle Accident	Michael Wahl
Total for Month:		31				

March 2021

Bridges	N/R Accidents		Traffic Accidents		Motorist Assists		Other	
	NJ	PA	NJ	PA	NJ	PA	NJ	PA
Milford-Montague 40	0	0	0	0	0	0	2	0
Delaware Water Gap 41	0	1	1	1	3	0	26	0
Portland Pedestrian 42	0	0	0	0	0	0	0	0
Portland – Columbia 43	0	0	0	0	0	0	0	0
Riverton – Belvidere 44	0	0	0	0	1	0	3	0
Rt 22 EP 45	0	1	0	0	0	0	70	0
Northampton St 46	0	0	0	0	0	0	1	0
I-78 47	0	2	1	1	13	5	109	0
Riegelsville 48	0	0	0	0	0	0	0	0
Upper Black Eddy Milford 49	0	1	0	0	0	0	0	0
Uhlerstown Frenchtown 50	0	0	1	0	0	0	11	0
Lumberville Raven Rock 51	0	0	0	0	0	0	0	0
Centre Bridge Stockton 52	0	0	0	0	0	0	13	0
New Hope Lambertville Toll 53	0	1	0	0	0	0	6	0
New Hope Lambertville 54	0	0	0	0	1	0	20	0
Washington Crossing 55	0	0	0	0	1	0	2	0
Scudder Falls 56	0	0	2	0	1	0	1	0
Calhoun St 57	0	1	0	1	1	0	0	0
Lower Trenton 58	0	0	0	1	0	0	1	0
Morrisville Trenton 59	0	1	1	1	1	0	0	0

	Citations	Warnings	Security Checks
New Jersey State Police	234	93	732
Pennsylvania State Police	76	51	972

April 2021 Overweight Crossings-Central Region

4/30/2020

Bridge	Total Turnarounds	Total Overweights	Total Manned	Total Unmanned	NJSP Response	Summons Issued	Warnings Issued	PSP Response	Citations Issued	Warnings Issued2	Local Police Response	No Response Requested
Riverton-Belvidere	74	2	2	0	0	0	0	0	0	0	0	2
Northampton St.	542	4	4	0	2	1	1	2	0	2	0	0
Riegelsville	147	0	0	0	0	0	0	0	0	0	0	0
Uhlerstown - Frenchtown	33	0	0	0	0	0	0	0	0	0	0	0
April Totals	796	6	6	0	2	1	1	2	0	2	0	2
Bridge	Total Turnarounds	Total Overweights	Total Manned	Total Unmanned	NJSP Response	Summons Issued	Warnings Issued	PSP Response	Citations Issued	Warnings Issued	Local Police Response	No Response Requested
Riverton-Belvidere	296	8	3	5	5	2	3	0	0	0	0	2
Northampton St.	1839	8	8	0	5	2	3	2	0	2	0	1
Riegelsville	498	1	1	0	1	0	0	0	0	0	0	0
Uhlerstown - Frenchtown	95	4	0	4	4	3	1	0	0	0	0	0
Year to Date Totals	2728	21	12	9	15	7	7	2	0	2	0	3

April 2021 Overweight Crossings-Southern Region

4/30/2021

Bridge	Total Turnarounds	Total Overweights	Total Manned	Total Unmanned	NJSP Response	Summons Issued	Warnings Issued	PSP Response	Citations Issued	Warnings Issued2	Local Police Response	No Response Requested
Lower Trenton	56	60	0	60	1	1	0	59	23	36	0	0
Calhoun Street	68	3	3	0	1	1	0	2	0	2	0	0
Washington Crossing	172	6	2	4	5	4	1	1	1	0	0	0
New Hope	90	1	1	0	0	0	0	1	1	0	0	0
Lambertville	72	3	0	3	1	1	0	0	0	0	0	0
Centre Bridge												
Stockton												
April Totals	458	73	6	67	8	7	1	63	25	38	0	0
Bridge	Total Turnarounds	Total Overweights	Total Manned	Total Unmanned	NJSP Response	Summons Issued	Warnings Issued	PSP Response	Citations Issued	Warnings Issued	Local Police Response	No Response Requested
Lower Trenton	175	235	0	235	2	1	1	233	96	137	0	0
Calhoun Street	251	15	9	6	5	3	2	10	4	6	0	0
Washington Crossing	540	7	2	5	5	4	1	2	1	1	0	0
New Hope	310	7	7	0	2	1	1	5	3	2	0	0
Lambertville	264	21	0	21	19	17	2	0	0	0	0	0
Centre Bridge												
Stockton												
Year to Date Totals	1540	285	18	267	33	26	7	250	104	146	0	0

SR/CR April 2021 YTD Overweight Turnarounds/Crossings Report

Southern Region Bridge	Total Turnarounds	NJ Side Turnarounds	PA Side Turnarounds	Total Overweights
Lower Trenton	56	41	15	60
Calhoun Street	68	47	21	3
Washington Crossing	172	167	5	6
New Hope Lambertville	90	80	10	1
Centre Bridge Stockton	82	67	15	2
April SR Totals	468	402	66	72
Central Region Bridge	Total Turnarounds	NJ Side Turnarounds	PA Side Turnarounds	Total Overweights
Riverton-Belvidere	74	73	1	2
Northampton St.	542	492	50	4
Riegelsville	99	49	50	0
Uhlerstown - Frenchtown	33	27	6	0
April CR Totals	748	641	107	6
Southern/Central Region Bridges	Total Turnarounds	Total Turnarounds NJ Side	Total Turnarounds PA Side	Total Overweights
April YTD SR/CR Totals	4232	3592	638	310

DELAWARE RIVER JOINT TOLL BRIDGE COMMISSION

MONTHLY ACTIVITY SERVICES RENDERED REPORT

BRIDGE Riverton-Belvidere

MONTH April

YEAR 2021

ACTIVITY/SERVICE	WEEK OF 3-Apr	WEEK OF 10-Apr	WEEK OF 17-Apr	WEEK OF 24-Apr	TOTAL
Hours Worked	168	168	168	168	672
Patrols	84	84	76	82	326
Overweight Crossings	1	1	0	0	2
Overweights Refused	12	21	23	18	74
Pass Through	1	2	2	6	11
Disabled Vehicles	0	0	0	0	0
Accidents	0	0	0	0	0
State / Local Police Requested	1	9	7	6	23
Fire Dept. Requested	0	0	0	0	0
EMS/ First Aid Requests	0	0	0	0	0
Traffic Control	5	10	11	4	30
Jumpers/Code 100	0	0	0	0	0
Public Interactions	48	73	25	29	175
Bicycle Warnings	4	3	0	0	7
Other	6	8	7	6	27

NOTES:

DELAWARE RIVER JOINT TOLL BRIDGE COMMISSION

MONTHLY ACTIVITY SERVICES RENDERED REPORT

BRIDGE Northampton Street

MONTH April

YEAR 2021

ACTIVITY/SERVICE	WEEK OF 3-Apr	WEEK OF 10-Apr	WEEK OF 17-Apr	WEEK OF 24-Apr	TOTAL
Hours Worked	336	336	336	336	1344
Patrols	168	168	166	168	670
Overweight Crossings	1	1	0	2	4
Overweights Refused	137	137	132	136	542
Pass Through	1	0	0	0	1
Disabled Vehicles	0	0	0	0	0
Accidents	0	0	0	0	0
State / Local Police Requested	1	1	3	1	6
Fire Dept. Requested	0	0	0	0	0
EMS/ First Aid Requests	0	0	0	0	0
Traffic Control	20	38	19	14	91
Jumpers/Code 100	0	0	1	0	1
Public Interactions	144	211	158	208	721
Bicycle Warnings	11	11	6	6	34
Other	12	9	13	7	41

NOTES:

DELAWARE RIVER JOINT TOLL BRIDGE COMMISSION

MONTHLY ACTIVITY SERVICES RENDERED REPORT

BRIDGE Riegelsville

MONTH April

YEAR 2021

ACTIVITY/SERVICE	WEEK OF 3-Apr	WEEK OF 10-Apr	WEEK OF 17-Apr	WEEK OF 24-Apr	TOTAL
Hours Worked	336	336	336	336	1344
Patrols	168	168	167	168	671
Overweight Crossings	0	0	0	0	0
Overweights Refused	35	34	36	42	147
Pass Through	1	5	3	2	11
Disabled Vehicles	0	0	0	0	0
Accidents	0	0	0	0	0
State / Local Police Requested	0	1	1	2	4
Fire Dept. Requested	0	0	0	0	0
EMS/ First Aid Requests	0	0	0	0	0
Traffic Control	0	1	4	2	7
Jumpers/Code 100	0	0	0	0	0
Public Interactions	43	86	68	56	253
Bicycle Warnings	1	6	1	2	10
Other	0	2	1	2	5

NOTES:

DELAWARE RIVER JOINT TOLL BRIDGE COMMISSION

MONTHLY ACTIVITY SERVICES RENDERED REPORT

BRIDGE Upper Black Eddy-Milford

MONTH April

YEAR 2021

ACTIVITY/SERVICE	WEEK OF 3-Apr	WEEK OF 10-Apr	WEEK OF 17-Apr	WEEK OF 24-Apr	TOTAL
Hours Worked	12	0	0	0	12
Patrols	6	0	0	0	6
Overweight Crossings	0	0	0	0	0
Overweights Refused	0	0	0	0	0
Pass Through	0	0	0	0	0
Disabled Vehicles	0	0	0	0	0
Accidents	0	0	0	0	0
State / Local Police Requested	0	0	0	0	0
Fire Dept. Requested	0	0	0	0	0
EMS/ First Aid Requests	0	0	0	0	0
Traffic Control	0	0	0	0	0
Jumpers/Code 100	0	0	0	0	0
Public Interactions	0	0	0	0	0
Bicycle Warnings	0	0	0	0	0
Other	0	0	0	0	0

NOTES:

DELAWARE RIVER JOINT TOLL BRIDGE COMMISSION

MONTHLY ACTIVITY SERVICES RENDERED REPORT

BRIDGE Uhlerstown-Frenchtown

MONTH April

YEAR 2021

ACTIVITY/SERVICE	WEEK OF 3-Apr	WEEK OF 10-Apr	WEEK OF 17-Apr	WEEK OF 24-Apr	TOTAL
Hours Worked	27	28	12	28	95
Patrols	14	14	6	14	48
Overweight Crossings	0	0	0	0	0
Overweights Refused	4	6	11	12	33
Pass Through	2	0	1	3	6
Disabled Vehicles	0	0	0	0	0
Accidents	0	0	0	0	0
State / Local Police Requested	0	0	0	0	0
Fire Dept. Requested	0	0	0	0	0
EMS/ First Aid Requests	0	0	0	0	0
Traffic Control	1	0	0	0	1
Jumpers/Code 100	0	0	0	0	0
Public Interactions	4	4	0	5	13
Bicycle Warnings	0	0	0	2	2
Other	1	1	0	0	2

NOTES:

DELAWARE RIVER JOINT TOLL BRIDGE COMMISSION

MONTHLY ACTIVITY SERVICES RENDERED REPORT

BRIDGE Portland-Columbia Pedestrian

MONTH April

YEAR 2021

ACTIVITY/SERVICE	WEEK OF 3-Apr	WEEK OF 10-Apr	WEEK OF 17-Apr	WEEK OF 24-Apr	TOTAL
Hours Worked	0	0	0	0	0
Patrols	16	16	16	16	64
Overweight Crossings	0	0	0	0	0
Overweights Refused	0	0	0	0	0
Pass Through	0	0	0	0	0
Disabled Vehicles	0	0	0	0	0
Accidents	0	0	0	0	0
State / Local Police Requested	0	0	0	0	0
Fire Dept. Requested	0	0	0	0	0
EMS/ First Aid Requests	0	0	0	0	0
Traffic Control	0	0	0	0	0
Jumpers/Code 100	0	0	0	0	0
Public Interactions	0	0	0	0	0
Bicycle Warnings	0	0	0	0	0
Other	0	0	0	0	0

NOTES:

DELAWARE RIVER JOINT TOLL BRIDGE COMMISSION

MONTHLY ACTIVITY SERVICES RENDERED REPORTBRIDGE Centre-Bridge StocktonMONTH AprilYEAR 2021

ACTIVITY/SERVICE	WEEK OF 10-Apr	WEEK OF 17-Apr	WEEK OF 24-Apr	WEEK OF 30-Apr	TOTAL
Hours Worked	240	168	168	96	672
Patrols	120	79	72	41	312
Overweight Crossings	0	0	2	0	2
Overweights Refused	23	17	19	13	72
Pass Through	16	15	15	0	46
Disabled Vehicles	0	0	0	0	0
Accidents	0	0	0	0	0
Police Requests	0	0	2	0	2
Fire Dept. Requests	0	0	0	0	0
EMS / First Aid Requests	0	0	0	0	0
Traffic Control	20	10	13	7	50
Jumpers / Code 100	0	0	0	0	0
Public Interactions	88	48	42	15	193
Bicycle Warnings	54	2	13	8	77
Other	4	2	0	0	6

NOTES:

DELAWARE RIVER JOINT TOLL BRIDGE COMMISSION

MONTHLY ACTIVITY SERVICES RENDERED REPORTBRIDGE New Hope - LambertvilleMONTH AprilYEAR 2021

ACTIVITY/SERVICE	WEEK OF 10-Apr	WEEK OF 17-Apr	WEEK OF 24-Apr	WEEK OF 30-Apr	TOTAL
Hours Worked	382	306	304	172	1164
Patrols	172	137	154	80	543
Overweight Crossings	0	1	0	0	1
Overweights Refused	33	21	24	12	90
Pass Through	0	0	0	0	0
Disabled Vehicles	0	0	0	0	0
Accidents	0	1	0	0	1
Police Requests	0	2	0	0	2
Fire Dept. Requests	0	0	0	0	0
EMS / First Aid Requests	0	0	0	0	0
Traffic Control	0	6	17	8	31
Jumpers / Code 100	0	0	0	0	0
Public Interactions	192	159	184	67	602
Bicycle Warnings	12	4	23	9	48
Other	0	4	0	0	4

NOTES:

DELAWARE RIVER JOINT TOLL BRIDGE COMMISSION

MONTHLY ACTIVITY SERVICES RENDERED REPORTBRIDGE Washington CrossingMONTH April YEAR 2021

ACTIVITY/SERVICE	WEEK OF 10-Apr	WEEK OF 17-Apr	WEEK OF 24-Apr	WEEK OF 30-Apr	TOTAL
Hours Worked	240	168	168	96	672
Patrols	117	80	78	45	320
Overweight Crossings	1	2	3	0	6
Overweights Refused	68	39	45	20	172
Pass Through	9	5	6	5	25
Disabled Vehicles	0	0	0	0	0
Accidents	1	0	0	0	1
Police Requests	0	2	3	0	5
Fire Dept. Requests	0	0	0	0	0
EMS / First Aid Requests	0	0	0	0	0
Traffic Control	67	48	47	18	180
Jumpers / Code 100	0	0	0	0	0
Public Interactions	169	83	92	62	406
Bicycle Warnings	21	6	8	5	40
Other	9	5	3	1	18

NOTES:

DELAWARE RIVER JOINT TOLL BRIDGE COMMISSION

MONTHLY ACTIVITY SERVICES RENDERED REPORTBRIDGE Calhoun StreetMONTH AprilYEAR 2021

ACTIVITY/SERVICE	WEEK OF 10-Apr	WEEK OF 17-Apr	WEEK OF 24-Apr	WEEK OF 30-Apr	TOTAL
Hours Worked	480	324	324	168	1296
Patrols	226	153	157	80	616
Overweight Crossings	1	1	1	0	3
Overweights Refused	22	17	15	14	68
Pass Through	0	1	3	1	5
Disabled Vehicles	0	0	0	0	0
Accidents	1	0	0	0	1
Police Requests	1	1	1	0	3
Fire Dept. Requests	0	0	0	0	0
EMS / First Aid Requests	0	0	0	0	0
Traffic Control	8	9	4	5	26
Jumpers / Code 100	0	0	0	0	0
Public Interactions	59	45	57	26	187
Bicycle Warnings	6	3	17	4	30
Other	0	0	0	0	0

NOTES:

DELAWARE RIVER JOINT TOLL BRIDGE COMMISSION

MONTHLY ACTIVITY SERVICES RENDERED REPORTBRIDGE Lower TrentonMONTH AprilYEAR 2021

ACTIVITY/SERVICE	WEEK OF 10-Apr	WEEK OF 17-Apr	WEEK OF 24-Apr	WEEK OF 30-Apr	TOTAL
Hours Worked	46	84	44	36	210
Patrols	16	30	19	14	79
Overweight Crossings	18	18	15	9	60
Overweights Refused	14	17	12	13	56
Pass Through	5	8	7	6	26
Disabled Vehicles	0	0	0	0	0
Accidents	0	0	0	0	0
Police Requests	12	11	7	6	36
Fire Dept. Requests	0	0	0	0	0
EMS / First Aid Requests	0	0	0	0	0
Traffic Control	0	0	0	0	0
Jumpers / Code 100	0	0	0	0	0
Public Interactions	18	4	7	5	34
Bicycle Warnings	2	3	3	3	11
Other	0	0	0	0	0

NOTES:

DELAWARE RIVER JOINT TOLL BRIDGE COMMISSION

MONTHLY ACTIVITY SERVICES RENDERED REPORTBRIDGE Lumberville - Raven RockMONTH AprilYEAR 2021

ACTIVITY/SERVICE	WEEK OF 10-Apr	WEEK OF 17-Apr	WEEK OF 24-Apr	WEEK OF 30-Apr	TOTAL
Hours Worked	0	0	0	0	0
Patrols	10	12	12	14	48
Overweight Crossings	0	0	0	0	0
Overweights Refused	0	0	0	0	0
Pass Through	0	0	0	0	0
Disabled Vehicles	0	0	0	0	0
Accidents	0	0	0	0	0
Police Requests	0	0	0	0	0
Fire Dept. Requests	0	0	0	0	0
EMS / First Aid Requests	0	0	0	0	0
Traffic Control	0	0	0	0	0
Jumpers / Code 100	0	0	0	0	0
Public Interactions	0	0	0	0	0
Bicycle Warnings	0	0	0	0	0
Other	0	0	0	0	0

NOTES:

2021

AC Monthly Activity Report

April 2021

Location	Bridge Checks	Overweights	Accidents	Jumpers	Disabled Vehicles	Medical Emergencies
Lower Trenton	104	60	0	0	0	0
Calhoun Street	130	3	1	0	0	0
Scudder Falls	273	0	3	0	3	0
Washington Crossing	81	6	1	0	0	0
New Hope	96	1	1	0	0	0
Lambertville	79	2	0	0	0	0
Centre Bridge	48	0	0	0	0	0
Stockton	108	0	0	0	0	0
Lumberville	130	0	0	0	0	0
RavenRock	173	0	0	0	0	0
Uhlersown	241	4	3	0	0	0
Frenchtown	108	2	0	0	0	0
Upper Black Eddy	51	0	0	0	0	0
Milford	1622	78	9	0	3	0
Riegelsville						
Northampton St.						
Riverton						
Belvidere						
Portland Columbia						
Totals						

Yearly Totals

Location	Bridge Checks	Overweights	Accidents	Jumpers	Disabled Vehicles	Medical Emergencies
Lower Trenton	500	235	1	1	6	0
Calhoun Street	516	89	7	0	6	0
Scudder Falls	1333	0	11	0	39	0
Washington Crossing	324	7	5	0	0	1
New Hope	300	7	1	0	0	0
Lambertville	255	20	1	0	0	0
Centre Bridge	157	0	0	0	0	0
Stockton						
Lumberville						
RavenRock						

Location	Bridge Checks	Overweights	Accidents	Jumpers	Disabled Vehicles	Medical Emergencies
Uhlersown	389	4	0	0	0	0
Frenchtown						
Upper Black Eddy	454	0	0	0	0	1
Milford						
Riegelsville	565	1	0	0	0	0
Northampton St.	814	10	6	0	0	1
Riverton						
Belvidere	378	8	0	0	0	0
Portland Columbia	180	0	1	0	0	0
Totals	6165	381	33	1	51	3

DELAWARE RIVER JOINT TOLL BRIDGE COMMISSION

Meeting of May 24, 2021

Operations Report Index

Maintenance and Toll Operations

SUBJECT	DESCRIPTION	PAGE NUMBER
Maintenance and Toll	Status report Month of April 2021	1-8

DELAWARE RIVER JOINT TOLL BRIDGE COMMISSION
Meeting of May 24, 2021

MAINTENANCE AND TOLL OPERATIONS
MONTH OF APRIL 2021

- Completed Scope of Work for Milford-Montague Garage Floor resurfacing facility Capital Project.
- Participated in promotional interviews via Teams for vacant Toll Corporals positions in Southern, Central and Northern regions.
- Participated in COVID-19 Task Force conference call to discuss COP-E plan, PPE protocols, inventory, usage and other matters that pertain to the ongoing Covid-19 pandemic.
- Participated in Teams meeting with Commission staff to discuss toll adjustment new sign installation schedule.
- Participated in weekly conference call with Toll Lieutenants to discuss employee staffing during Toll Rate Adjustment transition.
- Participated in monthly Toll Sergeant's meetings to discuss changes in PPE for Toll Collectors, Toll Adjustment, employee staffing.
- Participated in conference call with Regional Maintenance Supervisors to discuss VMS signs and new toll rate signage locations.
- Participated in Operations Department Teams meeting to discuss items of interest from Toll, Maintenance, PSBS and Training departments.
- Senior Director provided storm usage totals and vehicle/ equipment repairs for the month of April to the First Senior Director of Operations.
- Senior Director provided weekly Personal Protective Equipment (PPE) gloves, masks, etc. usage report to the First Senior Director of Operations and COVID-19 task force.
- Senior Director prepared monthly Maintenance and Toll reports for the April 2021 staff agenda meeting.

DELAWARE RIVER JOINT TOLL BRIDGE COMMISSION
Meeting of May 24, 2021

- Senior Director prepared and forwarded report of Use of Commission Facilities for the month of April 2021 to the First Senior Director of Operations.

Maintenance Operations

- Director of Maintenance moderated weekly conference call with Regional Maintenance Supervisors to discuss toll signage installation plans.
- Director of Maintenance forwarded monthly maintenance reports from Regional Maintenance Supervisors.
- Director of Maintenance provided Senior Director with monthly reports of activities completed for the month of April from Regional Maintenance Supervisors.
- Trenton Morrisville maintenance crews repaired storm drain in lane four on TM Toll Plaza.
- Trenton Morrisville maintenance crews installed new signage for toll rate adjustment.
- Trenton Morrisville maintenance crews continue regular cleaning of Southern Region Toll Supported Bridge shelters and Administration building.
- Trenton Morrisville maintenance crews repaired and patched potholes on roadways within Commission jurisdiction.
- New Hope Maintenance crews installed new signage for toll rate adjustment.
- New Hope maintenance crews removed trees and debris from piers at Centre Bridge Stockton and New Hope toll supported bridges.
- New Hope Maintenance crews cleaned deck joints at New Hope Toll main river bridge.
- New Hope maintenance crews installed cable and pic on span one for upcoming repairs to New Hope toll supported bridge foot walk.
- New Hope maintenance crews installed a new mailbox at the entrance of the New Hope Administration building.
- I-78 Maintenance crews installed new signage on roadway for toll rate adjustment.

DELAWARE RIVER JOINT TOLL BRIDGE COMMISSION
Meeting of May 24, 2021

- I-78 Maintenance crews continue regular cleaning of the I-78 Toll Administration Building and Maintenance Garage buildings.
- I-78 Maintenance crews cleaned and repaired all landscape beds for installation of mulch and flowers.
- I-78 maintenance crews repaired and patched potholes on roadways within Commission jurisdiction.
- Easton Phillipsburg Maintenance crews installed new signage on roadway for toll rate adjustment.
- Easton Phillipsburg Maintenance crews replaced two light fixtures on roadway.
- Easton Phillipsburg Maintenance crews continue regular cleaning of the Easton Phillipsburg administration building and Central Region toll supported bridge shelters.
- Easton Phillipsburg maintenance crews prepared all landscape beds for mulch and flowers.
- Easton Phillipsburg maintenance crews repaired broken curb on lane one on EP toll plaza.
- Portland-Columbia Maintenance crews installed new signage on roadway for toll rate adjustment.
- Portland-Columbia maintenance crews continue regular cleaning of all areas of the Portland Columbia facility.
- Portland-Columbia maintenance crews repaired and patched potholes on Commission roadways.
- Delaware Water Gap Maintenance crews installed new signage on roadway for toll rate adjustment.
- Delaware Water Gap maintenance crews transported salt from salt bin to Portland Columbia salt facility.
- Delaware Water Gap maintenance crews repaired damaged brick and concrete from door replacement project.
- Delaware Water Gap maintenance crews repaired and patched potholes on Commission roadways.

DELAWARE RIVER JOINT TOLL BRIDGE COMMISSION
Meeting of May 24, 2021

- Milford – Montague maintenance crews installed new signage on roadway for toll rate adjustment.
- Milford-Montague maintenance crews completed LED lighting installation under salt shed.
- Milford-Montague maintenance crews continue regular cleaning of the Milford-Montague facility.
- Milford-Montague maintenance crews relocated Magnesium Chloride Tanks to new location.
- Milford-Montague maintenance crews cleaned and repaired all landscape beds for installation of mulch and flowers.

Toll Operations

- Director of Tolls participated in oral interviews for toll Corporal vacancies.
- Director of Tolls prepared and forwarded weekly toll cash deposits and cash transaction reports.
- Director of Tolls provided weekly report on daily cash pickups by armored car service.
- Director of Tolls prepared checklist of items to complete in preparation for the proposed Toll Rate Adjustment.
- Director held monthly Sergeants conference call meeting to provide updates and discuss.
 - Toll Adjustment – reviewed new rate chart and guidelines
 - Staffing – Lieutenant and Corporal promotions
 - ADP
- Director of Tolls held weekly Toll Lieutenants conference call meetings to discuss Toll staffing and toll rate adjustment.
- Director of Toll and Deputy Director of Toll monitored payroll and addressed any ADP or Portal issues.
- Director of Toll and Deputy Director of Toll continue to review monthly variance reports and implemented changes to reduce variances.

DELAWARE RIVER JOINT TOLL BRIDGE COMMISSION
Meeting of May 24, 2021

- Director of Toll participated in Transcore weekly conference calls to discuss toll system issues and updates.

Fleet Department

- Submitted revised quote for 2014 Mack at I-78 to be retrofitted with crash attenuator.
- Requisition for Mack up-fitting approved, purchase order provided to vendor to begin work.
- The Mack service Guard Dog Connect and OTA Programming expired on 6 trucks at NHL. Service renewed for two year period. (Feature allows technician remote access to diagnose and trouble shoot issues).
- Preparing requisitions for two John Deere zero turn mowers for MM facility.
- Preparing requisitions for enclosed equipment trailer for EP facility.

Vehicle & Equipment Repairs

- NHL – New windshield on F350.
- DWG- EGR valve replaced.
- I-78 – Crew cab had two water pumps replaced.
- MM- DEF armature needs replacement on loader.
- SF- Explorer windshield replaced.

Other Items

- Registrations renewals
- New vehicles added to Maximo
- Spreadsheets updated

Southern Region

LeVar Talley, Director of Maintenance

Richard Taitt Deputy Director of Maintenance

Larry Dubin, Regional Maintenance Supervisor, Trenton-Morrisville

Charles Slack, Regional Maintenance Supervisor, New Hope-Lambertville

Trenton-Morriville Toll Bridge

[illegible]

New Hope-Lambertville Toll Bridge

[illegible]

Central Region

LeVar Talley, Director of Maintenance

Richard Taitt Deputy Director of Maintenance

Robert Varju, Regional Maintenance Supervisor, I-78

Nat Amato, Regional Maintenance Supervisor, Easton-Phillipsburg

Easton-Phillipsburg Toll Bridge

[illegible]

I-78 Toll Bridge

[illegible]

Northern Region

LeVar Talley, Director of Maintenance

Richard Taitt Deputy Director of Maintenance

James Gower, Regional Maintenance Supervisor

Matt Meeker, Regional Maintenance Supervisor - Milford-Montague

Portland-Columbia Toll Bridge

[illegible]

Delaware Water Gap Toll Bridge

[illegible]

Milford-Montague Toll Bridge

[illegible]

DELAWARE RIVER JOINT TOLL BRIDGE COMMISSION

Meeting of May 24, 2021

USE OF FACILITIES REQUEST REPORT

MONTH OF MARCH 2021

SUBJECT	DESCRIPTION	PAGE NUMBER
Use of Facilities	Use of Facilities Request-Month of April 2021	1

DELAWARE RIVER JOINT TOLL BRIDGE COMMISSION

Meeting of May 24, 2021

PROPERTY REPORT

Use of Commission Facilities

Facility	Organization	Date/Time	Description of Use
New Hope Toll Bridge	SKODA Contracting (City of Lambertville)	January 27, 2021 through July 30, 2021	Laydown equipment during natural gas upgrade project in City of Lambertville.

DELAWARE RIVER JOINT TOLL BRIDGE COMMISSION
Meeting of May 24, 2021

OPERATIONS INDEX

FOR

TRAINING AND EMPLOYEE SAFETY

SUBJECT	DESCRIPTION	PAGE NUMBER
Training & Employee Safety	Status Reports Month of April 2021	1 of 8

DELAWARE RIVER JOINT TOLL BRIDGE COMMISSION

TRAINING AND EMPLOYEE SAFETY DEPARTMENT MONTH OF APRIL 2021

The below-listed items represent meetings, communications, tasks, and accomplishments of the Training and Employee Safety Department:

The Training & Employee Safety (TES) Department instructed and/or facilitated (23) virtual and/or in-person training sessions for (335) commission employees during the month of April. The following training topics were covered during the month of April.

- Best in Show: Building Effective Admin and Learner Dashboard (Litmos)
- Outlook Tips, Tricks & Techniques-Skill Path Behavior
- Simple, Quick & Stress-Free Organization Strategies-Skill Path
- Adobe Captivate 2019-Beyond The Essentials
- Promotional Exam Prep Course (Corporal) at DWG and NHL
- Proctor CPL/LT Promotional Exam at DWG and NHL
- Promotional Exam Prep Course (Lieutenant) at EP
- Microsoft One Note-New Horizons
- Portable Ladder Safety : (Tool Box Talks)
- The Dangers of Wood Chippers (Tool Box Talks)
- Silicosis : (Tool Box Talks)
- First Aid Preparedness: (Tool Box Talks)

Training/SAP Litmos (Learning Management System)

- Updated the Learner Welcome Course in the DRJTBC Learning Platform (Litmos LMS)
- Created a training outline to assist supervisors to understand their respective roles as a Team Lead/Administrator in the new LMS
- Created courses/modules for instructor lead training classes
- Facilitated weekly TEAMS calls for TES Department for updates and assignments
- Facilitated (3) Professional Development Classes “Outlook Tips, Tricks & Techniques-(SkillPath)
- Facilitated (2) Professional Development Classes “Simple, Quick & Stress-Free Organization Strategies-(SkillPath)
- Finalizing SCORM content for “Active Shooter” Course in Adobe Captivate
- Finalizing SCORM content for “De-Escalation for Bridge Monitors” Course in Adobe Captivate
- Actively working on recording voiceovers for the harassment prevention course content in Adobe Captivate
- Facilitated (4) Microsoft-TEAMS video based toolbox talks
- Facilitated CPL/LT Exam Prep Courses/Proctored Exams

Administrative -

- Conducted weekly TES meetings via Microsoft-Teams
- Assigned work from home duties for TES Coordinators/Assist. Coordinators
- Monitored/Approved ADP timekeeping for TES Staff
- Completed Background Checks for new hires as per HR
- Coordinated calls with LITMOS Support Staff as needed
- Ordered departmental supplies
- Ran weekly report on any new employee updates imported from ADP
- Created instructions to assist employees on how to access the learning platform system via ADP
- Coordinated upcoming Virtual Flagger Class w/ affected departments heads
- Collaborated with New Horizons to create a course offering bulletin for DRJTBC personnel
- Scheduled the Workplace Safety Committee Meeting for May
- Facilitated the April monthly WPSC Meeting
- Developed Internet WPSC Reporting Form (For review)
- Disseminated Monthly Communication for Managers Newsletter
- Updated the Daily TES Facility Log (Contact Tracing Protocol)
- Attended scheduled COVID-19 Task Force Meetings
- Prepared/Submitted the Monthly Operations Report for TES
- Scheduled Maintenance Staff for TCC Refreshers Course in July
- Provided Storm Water Management Training records to commission liaison
- Scheduled (3) dates for Flagger Certification Training w/PSATS (May/June/July)
- Scheduled Advanced Adobe Captivate Training for TES personnel via (New Horizons)
- Scheduled Microsoft One Note Class for TES personnel (New Horizons)
- Provided Microsoft Training Opportunities to IT Dept. Personnel
- Scheduled Promotional Exam Prep Courses for Toll Personnel
- Scheduled CPR/AED/First Aid for Toll Personnel
- Scheduled Harassment, Suicide Prevention, Leadership and Toll Robbery Training for Toll Corporals
- Prepared/submitted 2019-2020 Training Reports to Mr. Resta as requested
- Continued to construct an LMS user manual for TES Personnel (Litmos)
- Reviewed content/scheduled (5) Professional Development Training Classes for commission personnel

State Police/Liaison Collaboration

- Reviewed/Processed NJSP/PSP invoices in SharePoint (MOU/Overtime details)
- Reviewed/Approved State Police invoices
- Coordinated PSP/NJSP personnel for DRJTBC Traffic Details
- Obtained accident reports from NJSP/PSP Liaisons as requested by HR

Employee Safety

- Reviewed and approved upcoming safety topics and presentations
- Recorded and uploaded Toolbox Talks presentations to Microsoft Teams
- Prepared and uploaded informational handouts/attendance sheets to Microsoft Teams
- Uploaded training records for staff for all courses completed
- Facilitated projects for Workplace Safety Committee (WPSC)
- Participated in MS Teams meeting relative to the process of reporting WPSC communications
- Prepared for Monthly WPSC Meeting
- Inventoried all AED units (including toll supported bridges)
- Inventoried/replenished First Aid Kits as needed
- Inspected all Fire Safety Equipment (Live Fire/Electric)
- Scheduled Boating Safety Certification Course for May

TES MONTHLY TRAINING REPORT - MARCH 2021

Date	Class Name	Business Unit	Employee
	Total # of Courses: 13	Total # of Classes: 22	Total # Trained: 335
4/1/2021			# Trained for Day: 3
	Best in Show: Building Effective Admin and Learner Dashboards (Litmos)		# in Class: 3
		OPERATIONS	Lauren Werner
		OPERATIONS	Jack Baum
		OPERATIONS	Aminah El-Burki
4/5/2021			# Trained for Day: 17
	Promotional Exam Prep Course (Corporal) @ DWG		# in Class: 5
		OPERATIONS	Cameron Huffman
		OPERATIONS	Daniel Unangst
		OPERATIONS	Matthew Paul
		OPERATIONS	Jessica Balabanoff
		OPERATIONS	Laura Rome
	Promotional Exam Prep Course (Corporal) @ DWG		# in Class: 5
		OPERATIONS	Patricia McCormack
		OPERATIONS	John Dyksen
		OPERATIONS	Jonathan Cheslock
		OPERATIONS	Marcus Norris
		OPERATIONS	Aaron Edison
	Promotional Exam Prep Course (Corporal) @ NHL		# in Class: 3
		OPERATIONS	Steven Reilly
		OPERATIONS	Gino Hernandez
		OPERATIONS	Kristen Schafer
	Promotional Exam Prep Course (Corporal) @ NHL		# in Class: 4
		OPERATIONS	Carol Ramsin
		OPERATIONS	Carlos Pujols
		OPERATIONS	Thomas Pomager
		OPERATIONS	Marnechia Alexander
4/6/2021			# Trained for Day: 2
	Promotional Exam Prep Course (Lieutenant) @ EP		# in Class: 2
		OPERATIONS	Susan Lobb
		OPERATIONS	Rachael Stocker
4/9/2021			# Trained for Day: 1
	Microsoft One Note - New Horizons		# in Class: 1
		OPERATIONS	Linda Tipton
4/12/2021			# Trained for Day: 10
	Promotional Exam (Corporal) @ DWG		# in Class: 5
		OPERATIONS	Jessica Balabanoff
		OPERATIONS	Daniel Unangst
		OPERATIONS	Matthew Paul
		OPERATIONS	Laura Rome
		OPERATIONS	Cameron Huffman
	Promotional Exam (Corporal) @ DWG		# in Class: 5
		OPERATIONS	Aaron Edison
		OPERATIONS	Marcus Norris
		OPERATIONS	John Dyksen
		OPERATIONS	Jonathan Cheslock
		OPERATIONS	Patricia McCormack
4/13/2021			# Trained for Day: 9
	Promotional Exam (Corporal & Lieutenant) @ NHL		# in Class: 4
		OPERATIONS	Susan Lobb
		OPERATIONS	Rachael Stocker
		OPERATIONS	Carlos Pujols
		OPERATIONS	Carol Ramsin
	Promotional Exam (Corporal) @ NHL		# in Class: 5
		OPERATIONS	Kristen Schafer
		OPERATIONS	Steven Reilly
		OPERATIONS	Thomas Pomager
		OPERATIONS	Marnechia Alexander
		OPERATIONS	Gino Hernandez
4/14/2021			# Trained for Day: 5
	Outlook Tips, Tricks & Techniques - SkillPath		# in Class: 5
		ADMINISTRATIVE	Magdalena Kuzmicki
		ADMINISTRATIVE	Jodee Inscho
		OPERATIONS	Tracy Genest
		ADMINISTRATIVE	Kimberly Carr
		OPERATIONS	Wade Caccese
4/15/2021			# Trained for Day: 4
	Outlook Tips, Tricks & Techniques - SkillPath		# in Class: 3
		ADMINISTRATIVE	Donna Tronolone
		OPERATIONS	Jack Baum
		OPERATIONS	Kevin Fey
	Adobe Captivate 2019 - Beyond The Essentials		# in Class: 1

	OPERATIONS	Aminah El-Burki
4/16/2021		# Trained for Day: 8
Outlook Tips, Tricks & Techniques - SkillPath		# in Class: 7
	OPERATIONS	Lauren Werner
	OPERATIONS	Brian Wilson
	OPERATIONS	Kellie Thoms
	OPERATIONS	Aminah El-Burki
	OPERATIONS	Stacy Wilson
	OPERATIONS	Matthew Corrigan
	OPERATIONS	Susan Lobb
Adobe Captivate 2019 - Beyond The Essentials		# in Class: 1
	OPERATIONS	Aminah El-Burki
4/28/2021		# Trained for Day: 10
Simple, Quick and Stress-Free Organization Strategies - SkillPath		# in Class: 10
	OPERATIONS	Aminah El-Burki
	ADMINISTRATIVE	Charles Stracciolini
	ADMINISTRATIVE	Donna Tronolone
	OPERATIONS	Jack Baum
	OPERATIONS	John McCallum
	OPERATIONS	Kellie Thoms
	OPERATIONS	Kimberly Carr
	OPERATIONS	Matthew Corrigan
	OPERATIONS	Wade Caccese
	OPERATIONS	William Wright
4/29/2021		# Trained for Day: 6
Simple, Quick and Stress-Free Organization Strategies - SkillPath		# in Class: 6
	OPERATIONS	Lauren Werner
	ADMINISTRATIVE	Stacy Wilson
	OPERATIONS	Magdalena Kuzmicki
	ADMINISTRATIVE	Kevin Fey
	OPERATIONS	Jodee Inscho
	OPERATIONS	Tracy Genest
4/5/2021-4/9/2021		# Trained: 65
NR/CR/SR Toolbox Talks - First Aid Preparedness		# in Class: 65
	OPERATIONS	Matthew Meeker
	OPERATIONS	Daniel Vander Berg
	OPERATIONS	John Cerra
	OPERATIONS	Travis Utter
	OPERATIONS	Michael Curnkey
	OPERATIONS	Jamie Franks
	OPERATIONS	Ernest Rath
	OPERATIONS	Robert Reinhardt
	OPERATIONS	William Kresge
	OPERATIONS	Scott Sheldon
	OPERATIONS	William Borger
	OPERATIONS	Brian Feller
	OPERATIONS	Walter Paul George
	OPERATIONS	Mason Vance
	OPERATIONS	Steve Borger
	OPERATIONS	Taylor Perry
	OPERATIONS	William Luscik
	OPERATIONS	Paul Wallace
	OPERATIONS	Leon Werkheiser, Jr.
	OPERATIONS	James Gower
	OPERATIONS	Kyle Williams
	OPERATIONS	John Marason
	OPERATIONS	Christopher Gulin
	OPERATIONS	Matthew Gary
	OPERATIONS	Nat Amato
	OPERATIONS	Aaron Kinsman
	OPERATIONS	Lew Hann
	OPERATIONS	Doug Scheer
	OPERATIONS	Paul Panto
	OPERATIONS	Mark Parichuk
	OPERATIONS	Phil Becker
	OPERATIONS	Richard Kisselbach
	OPERATIONS	Robert Tilwick
	OPERATIONS	Robert Smith
	OPERATIONS	Wayne Stamets
	OPERATIONS	Charles Slack
	OPERATIONS	Kaitlyn Piro
	OPERATIONS	Richard Fleming, Jr.
	OPERATIONS	Christopher Jackson
	OPERATIONS	Greggory Rickert
	OPERATIONS	Aaron Schermerhorn

	OPERATIONS	George Farrell
	OPERATIONS	Jared Burd
	OPERATIONS	Austin McCleery
	OPERATIONS	Michael Carosi
	OPERATIONS	Donald Day
	OPERATIONS	Alexie Reyes
	OPERATIONS	Nicholas Kapral
	OPERATIONS	Michael Schermerhorn
	OPERATIONS	Matthew Satmary
	OPERATIONS	Frederick Fennimore
	OPERATIONS	Shaun Profy
	OPERATIONS	Justin Crisp
	OPERATIONS	Michael Paleafico
	OPERATIONS	Rayford Johnson
	OPERATIONS	Harry Fawkes
	OPERATIONS	Robert Varju
	OPERATIONS	John Penrose
	OPERATIONS	Stephen Bosga
	OPERATIONS	Stephen Smith
	OPERATIONS	Brian Keith
	OPERATIONS	Greg Lohrman
	OPERATIONS	Harald Simon
	OPERATIONS	Daniel Steele
	OPERATIONS	Jordan Purdy
4/12/2021-4/16/2021		# Trained: 65
NR/CR/SR Toolbox Talks - Silicosis		# in Class: 65
	OPERATIONS	Matthew Meeker
	OPERATIONS	Daniel Vander Berg
	OPERATIONS	John Cerra
	OPERATIONS	Travis Utter
	OPERATIONS	Michael Curnkey
	OPERATIONS	Jamie Franks
	OPERATIONS	Ernest Rath
	OPERATIONS	Robert Reinhardt
	OPERATIONS	William Kresge
	OPERATIONS	Scott Sheldon
	OPERATIONS	William Borger
	OPERATIONS	Brian Feller
	OPERATIONS	Walter Paul George
	OPERATIONS	Mason Vance
	OPERATIONS	Steve Borger
	OPERATIONS	Taylor Perry
	OPERATIONS	William Luscik
	OPERATIONS	Paul Wallace
	OPERATIONS	Leon Werkheiser, Jr.
	OPERATIONS	James Gower
	OPERATIONS	Kyle Williams
	OPERATIONS	John Marason
	OPERATIONS	Christopher Gulini
	OPERATIONS	Matthew Gary
	OPERATIONS	Nat Amato
	OPERATIONS	Aaron Kinsman
	OPERATIONS	Lew Hann
	OPERATIONS	Doug Scheer
	OPERATIONS	Paul Panto
	OPERATIONS	Mark Parichuk
	OPERATIONS	Phil Becker
	OPERATIONS	Richard Kisselbach
	OPERATIONS	Robert Tilwick
	OPERATIONS	Robert Smith
	OPERATIONS	Wayne Stamets
	OPERATIONS	Charles Slack
	OPERATIONS	Kaitlyn Piro
	OPERATIONS	Richard Fleming, Jr.
	OPERATIONS	Christopher Jackson
	OPERATIONS	Greggory Rickert
	OPERATIONS	Aaron Schermerhorn
	OPERATIONS	George Farrell
	OPERATIONS	Jared Burd
	OPERATIONS	Austin McCleery
	OPERATIONS	Michael Carosi
	OPERATIONS	Donald Day
	OPERATIONS	Alexie Reyes
	OPERATIONS	Nicholas Kapral
	OPERATIONS	Michael Schermerhorn

	OPERATIONS	Matthew Satmary
	OPERATIONS	Frederick Fennimore
	OPERATIONS	Shaun Profy
	OPERATIONS	Justin Crisp
	OPERATIONS	Michael Paleafico
	OPERATIONS	Rayford Johnson
	OPERATIONS	Harry Fawkes
	OPERATIONS	Robert Varju
	OPERATIONS	John Penrose
	OPERATIONS	Stephen Bosga
	OPERATIONS	Stephen Smith
	OPERATIONS	Brian Keith
	OPERATIONS	Greg Lohrman
	OPERATIONS	Harald Simon
	OPERATIONS	Daniel Steele
	OPERATIONS	Jordan Purdy
4/19/2021-4/23/2021		# Trained: 65
NR/CR/SR Toolbox Talks - Portable Ladder Safety		# in Class: 65
	OPERATIONS	Matthew Meeker
	OPERATIONS	Daniel Vander Berg
	OPERATIONS	John Cerra
	OPERATIONS	Travis Utter
	OPERATIONS	Michael Curnkey
	OPERATIONS	Jamie Franks
	OPERATIONS	Ernest Rath
	OPERATIONS	Robert Reinhardt
	OPERATIONS	William Kresge
	OPERATIONS	Scott Sheldon
	OPERATIONS	William Borger
	OPERATIONS	Brian Feller
	OPERATIONS	Walter Paul George
	OPERATIONS	Mason Vance
	OPERATIONS	Steve Borger
	OPERATIONS	Taylor Perry
	OPERATIONS	William Luscik
	OPERATIONS	Paul Wallace
	OPERATIONS	Leon Werkheiser, Jr.
	OPERATIONS	James Gower
	OPERATIONS	Kyle Williams
	OPERATIONS	John Marason
	OPERATIONS	Christopher Gulini
	OPERATIONS	Matthew Gary
	OPERATIONS	Nat Amato
	OPERATIONS	Aaron Kinsman
	OPERATIONS	Lew Hann
	OPERATIONS	Doug Scheer
	OPERATIONS	Paul Panto
	OPERATIONS	Mark Parichuk
	OPERATIONS	Phil Becker
	OPERATIONS	Richard Kisselbach
	OPERATIONS	Robert Tilwick
	OPERATIONS	Robert Smith
	OPERATIONS	Wayne Stamets
	OPERATIONS	Charles Slack
	OPERATIONS	Kaitlyn Piro
	OPERATIONS	Richard Fleming, Jr.
	OPERATIONS	Christopher Jackson
	OPERATIONS	Greggory Rickert
	OPERATIONS	Aaron Schermerhorn
	OPERATIONS	George Farrell
	OPERATIONS	Jared Burd
	OPERATIONS	Austin McCleery
	OPERATIONS	Michael Carosi
	OPERATIONS	Donald Day
	OPERATIONS	Alexie Reyes
	OPERATIONS	Nicholas Kapral
	OPERATIONS	Michael Schermerhorn
	OPERATIONS	Matthew Satmary
	OPERATIONS	Frederick Fennimore
	OPERATIONS	Shaun Profy
	OPERATIONS	Justin Crisp
	OPERATIONS	Michael Paleafico
	OPERATIONS	Rayford Johnson
	OPERATIONS	Harry Fawkes
	OPERATIONS	Robert Varju

	OPERATIONS	John Penrose
	OPERATIONS	Stephen Bosga
	OPERATIONS	Stephen Smith
	OPERATIONS	Brian Keith
	OPERATIONS	Greg Lohrman
	OPERATIONS	Harald Simon
	OPERATIONS	Daniel Steele
	OPERATIONS	Jordan Purdy
4/26/2021-4/30/2021		# Trained: 65
NR/CR/SR Toolbox Talks - The Dangers of Wood Chippers		# in Class: 65
	OPERATIONS	Matthew Meeker
	OPERATIONS	Daniel Vander Berg
	OPERATIONS	John Cerra
	OPERATIONS	Travis Utter
	OPERATIONS	Michael Curnkey
	OPERATIONS	Jamie Franks
	OPERATIONS	Ernest Rath
	OPERATIONS	Robert Reinhardt
	OPERATIONS	William Kresge
	OPERATIONS	Scott Sheldon
	OPERATIONS	William Borger
	OPERATIONS	Brian Feller
	OPERATIONS	Walter Paul George
	OPERATIONS	Mason Vance
	OPERATIONS	Steve Borger
	OPERATIONS	Taylor Perry
	OPERATIONS	William Luscik
	OPERATIONS	Paul Wallace
	OPERATIONS	Leon Werkheiser, Jr.
	OPERATIONS	James Gower
	OPERATIONS	Kyle Williams
	OPERATIONS	John Marason
	OPERATIONS	Christopher Gulini
	OPERATIONS	Matthew Gary
	OPERATIONS	Nat Amato
	OPERATIONS	Aaron Kinsman
	OPERATIONS	Lew Hann
	OPERATIONS	Doug Scheer
	OPERATIONS	Paul Panto
	OPERATIONS	Mark Parichuk
	OPERATIONS	Phil Becker
	OPERATIONS	Richard Kisselbach
	OPERATIONS	Robert Tilwick
	OPERATIONS	Robert Smith
	OPERATIONS	Wayne Stamets
	OPERATIONS	Charles Slack
	OPERATIONS	Kaitlyn Piro
	OPERATIONS	Richard Fleming, Jr.
	OPERATIONS	Christopher Jackson
	OPERATIONS	Greggory Rickert
	OPERATIONS	Aaron Schermerhorn
	OPERATIONS	George Farrell
	OPERATIONS	Jared Burd
	OPERATIONS	Austin McCleery
	OPERATIONS	Michael Carosi
	OPERATIONS	Donald Day
	OPERATIONS	Alexie Reyes
	OPERATIONS	Nicholas Kapral
	OPERATIONS	Michael Schermerhorn
	OPERATIONS	Matthew Satmary
	OPERATIONS	Frederick Fennimore
	OPERATIONS	Shaun Profy
	OPERATIONS	Justin Crisp
	OPERATIONS	Michael Paleafico
	OPERATIONS	Rayford Johnson
	OPERATIONS	Harry Fawkes
	OPERATIONS	Robert Varju
	OPERATIONS	John Penrose
	OPERATIONS	Stephen Bosga
	OPERATIONS	Stephen Smith
	OPERATIONS	Brian Keith
	OPERATIONS	Greg Lohrman
	OPERATIONS	Harald Simon
	OPERATIONS	Daniel Steele
	OPERATIONS	Jordan Purdy

DELAWARE RIVER JOINT TOLL BRIDGE COMMISSION

Meeting of May 24, 2021

**OPERATIONS INDEX
FOR
INFORMATION TECHNOLOGY**

SUBJECT	DESCRIPTION	PAGE NUMBER
Information Technology	Status Report Month of April 2021	1-2





DELAWARE RIVER JOINT TOLL BRIDGE COMMISSION

Meeting of May 2021

Information Technology Department Report Month of April 2021


The following activities under the general heading of Information Technology were recently initiated, accomplished, or performed:

Helpdesk/Deployments:


-  Processed 54 work orders for the month.
-  Includes all software support, IT daily tasks, printer and desktop support, Intranet, news and job postings, telephone support, and form design/updates.
-  Includes configuration and deployment of desktops, laptops, and cell phones.
-  Includes MUNIS, ADP, Maximo, and other Enterprise Software updates and maintenance, and EZ-Pass support.

Projects:


Network Monitoring and Management:

-  IT Department has begun to re-implement network monitoring and management utilizing Solarwinds. The deployment will be configured in such a way to isolate it from remote access.



Coronavirus Work from Home Initiative:

-  IT Department spends most of its time supporting at home workers with any issues or concerns.

MUNIS Migration:

-  MUNIS migration will begin in May 2021.

Telephone System:


-  Interstate-78 Phone system has been installed and configured. Phones to follow.
-  SIP Trunk management device has been installed.

DELAWARE RIVER JOINT TOLL BRIDGE COMMISSION

Meeting of May 2021

Meetings Attended:

I have begun to serve on the IAG Technical Committee and have attended the following meetings and/or phone conferences:

 **Every Monday: IAG Tech Committee Call:** General IAG Tech Committee discussion and status. Nothing to report.