

DELAWARE RIVER
JOINT TOLL BRIDGE COMMISSION
MINUTES
MEETING OF MAY 18, 2026

DELAWARE RIVER JOINT TOLL BRIDGE COMMISSION

MEMBERS OF THE COMMISSION

NEW JERSEY

HONORABLE ALADAR KOMJATHY

Chairman

HONORABLE MICHAEL B. LAVERY

Treasurer

HONORABLE WALTER ORCUTT

HONORABLE LORI CIESLA

HONORABLE JOHN DI VERONICA

PENNSYLVANIA

HONORABLE PAMELA JANVEY

Vice Chair

HONORABLE DANIELLA YOUNG

HONORABLE ISMAIL A. SHAHID

HONORABLE DANIEL GRACE

Secretary

HONORABLE JOHN D. CHRISTY

DELAWARE RIVER JOINT TOLL BRIDGE COMMISSION

STANDING COMMITTEES

FINANCE, INSURANCE MANAGEMENT AND OPERATIONS

PENNSYLVANIA: Janvey*, Shahid

NEW JERSEY: Ciesla, Komjathy

PROJECTS, PROPERTY AND EQUIPMENT

PENNSYLVANIA: Christy, Young

NEW JERSEY: Lavery*, Orcutt

PROFESSIONAL SERVICES

PENNSYLVANIA: Christy*, Janvey

NEW JERSEY: Komjathy, Orcutt

PERSONNEL

PENNSYLVANIA: Young, Grace

NEW JERSEY: Komjathy*

AUDIT COMMITTEE

PENNSYLVANIA: Janvey, Shahid*

NEW JERSEY: Lavery

ADMINISTRATIVE COMMITTEE

PENNSYLVANIA: Grace, Shahid

NEW JERSEY: Ciesla, Orcutt

Chairman and Vice Chair are Ex-Officio of All Committees

*Chairperson of Committee

DELAWARE RIVER JOINT TOLL BRIDGE COMMISSION
RECAPITULATION OF COMMITTEE MEMBERSHIP

Lavery	(1)	Projects, Property and Equipment (Chairperson)
	(2)	Audit Committee
Di Veronica		
Orcutt	(1)	Projects, Property and Equipment
	(2)	Professional Services
	(3)	Administrative Committee
Ciesla	(1)	Finance, Insurance Management Operations
	(2)	Administrative Committee
Komjathy	(1)	Ex-Officio of all Committees
	(2)	Finance, Insurance Management Operations
	(3)	Professional Services
	(4)	Personnel (Chairperson)
Janvey	(1)	Ex-Officio of all Committees
	(2)	Finance, Insurance Management and Operations (Chairperson)
	(3)	Audit Committee
	(4)	Professional Services
Grace	(1)	Administrative Committee
	(2)	Personnel Committee (Chairperson)
Christy	(1)	Projects, Property and Equipment
	(2)	Professional Services (Chairperson)
Young	(1)	Projects, Property and Equipment
	(2)	Personnel
Shahid	(1)	Finance, Insurance Management Operations
	(2)	Audit Committee (Chairperson)
	(3)	Administrative Committee

DELAWARE RIVER JOINT TOLL BRIDGE COMMISSION

PROFESSIONAL ASSOCIATES

CONSULTING ENGINEERS

PICKERING, CORTS & SUMMERSON, INC.
Newtown, Pennsylvania

GENERAL COUNSEL

ARCHER
Philadelphia, Pennsylvania

FLORIO, PERRUCCI, STEINHARDT,
CAPPELLI & TIPTON
Easton, Pennsylvania

LABOR COUNSEL

STRADLEY, RONON
Philadelphia, Pennsylvania

CHISEA, SHAHINIAN & GIANTOMASI
West Orange, New Jersey

AUDITOR

SB & Company
Owings Mills, MD

FINANCIAL ADVISOR

ACACIA FINANCIAL GROUP
Mt. Laurel, New Jersey

COMMUNICATIONS CONSULTANT

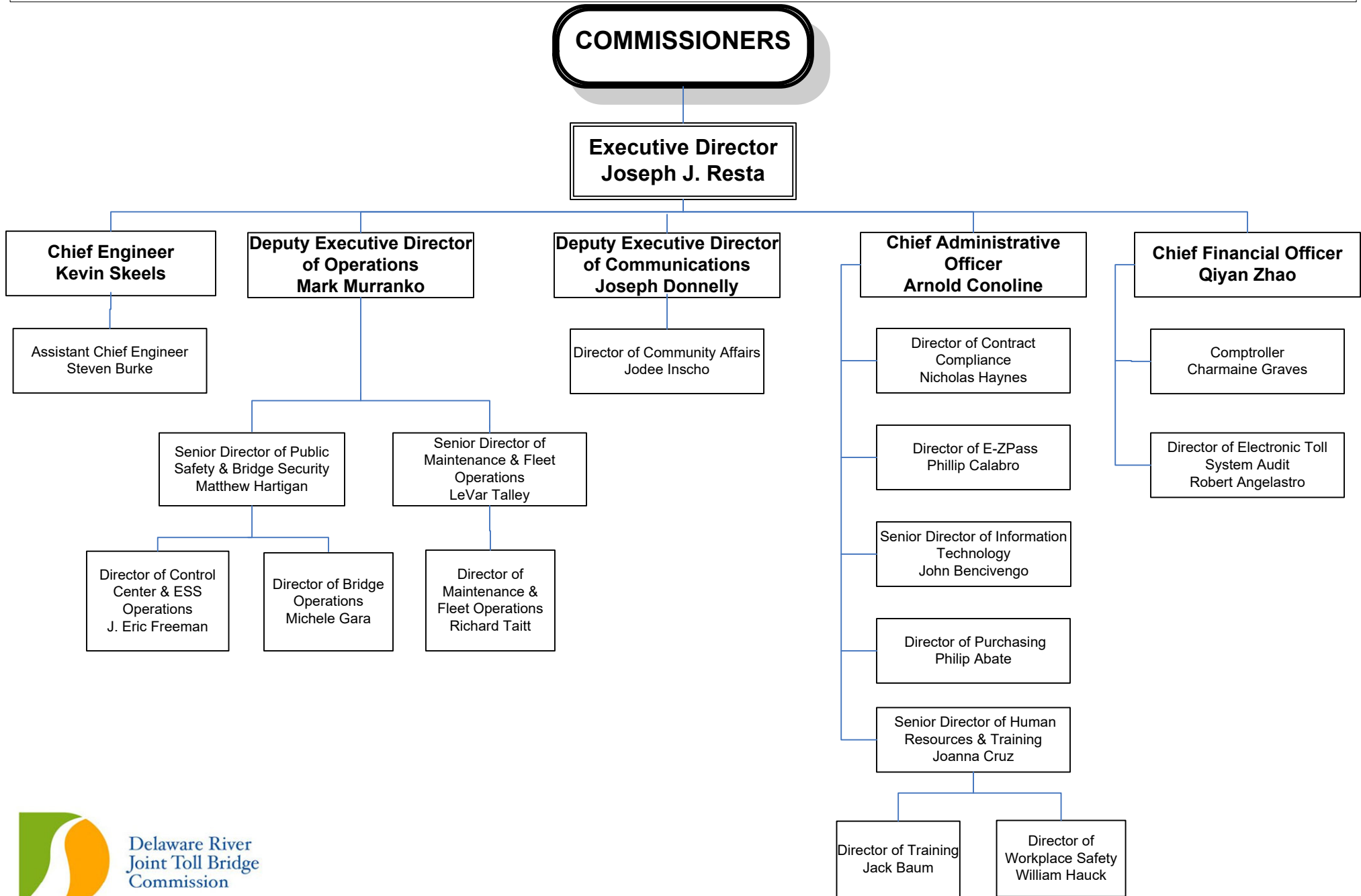
BELLEVUE COMMUNICATIONS
Philadelphia, Pennsylvania

INVESTMENT ADVISOR

STONERIDGE PMG ADVISORS, LLC
Radnor, Pennsylvania

DELAWARE RIVER JOINT TOLL BRIDGE COMMISSION

ORGANIZATION CHART



DELAWARE RIVER JOINT TOLL BRIDGE COMMISSION

Meeting of May 18, 2026

INDEX TO MINUTES

	PAGE
1. Call to Order.....	1
2. Appearances.....	1 - 2
3. Roll Call.....	2
4. Welcome Remarks of the Executive Director	2
5. Introduction of Comments from the Public.....	2
6. Executive Director’s Report.....	2
7. Approval of Minutes for Commission Meeting held April 27, 2026.....	3
8. Approval of Operations Report-Month of April 2026.....	3
9. Acceptance of the 2025 Audit Report.....	3 - 4
10. I-78 Pennsylvania Pavement Rehabilitation and Stormwater Conveyance System Improvements Design Contract C-790A- Authorization To Negotiate.....	4
11. Delaware Water Gap Toll Bridge Buildings and Roadway Improvements Design Contract C-794A- Authorization to Negotiate.....	5
12. Facilities Services Task Order Consultant Agreement, Contract C-803A, Increase Agreement Not-To-Exceed Amount-Approval.....	5 - 6
13. Appointment of Helen P. Ramirez-Meza to Custodial Worker, Central Region.....	6
14. Appointment to Steven Cole to Maintenance Worker III, Northern Region.....	6 - 7

DELAWARE RIVER JOINT TOLL BRIDGE COMMISSION

Meeting of May 18, 2026

15. Appointment of Jesse Coopersmith to Maintenance Worker III, Central Region.....	7
16. Appointment of Bryce Smith to Maintenance Worker III, Central Region.....	7 - 8
17. Appointment of David Krueger to Control Center Monitor II.....	8
18. Appointment of Chris Steppat to Control Center Monitor II.....	8 - 9
19. Appointment of Thomas Thrasher to Control Center Monitor II.....	9
20. Promotion of Maintenance Employees (2) Individuals.....	9 - 10
21. Promotion of Public Safety & Bridge Security Employees, (3) Individuals.....	10
22. Approval of Retirement Benefits, Matthew Corrigan, Employee Safety Coordinator.....	10 - 11
23. Approve Payment of Invoices, Chiesa, Shahinian & Giantomasi, NJ Labor Counsel.....	11 - 12
24. Approve Payment of Invoices, Archer Law, PA General Counsel.....	12
25. Approve Payment of Invoices, Florio, Perrucci, Steinhardt and Cappelli, NJ General Counsel	12
26. Election of Officers	13
27. Nomination for Aladar Komjathy as Chairman.....	13 - 14
28. Nomination for Pamela Janvey as Vice Chair.....	14
29. Nomination for Daniel Grace as Secretary.....	14

DELAWARE RIVER JOINT TOLL BRIDGE COMMISSION

Meeting of May 18, 2026

30. Nomination for Michael Lavery as Treasurer.....	15
31. Closure of the Officer Nominations.....	15
32. Casting of the Officer Ballot.....	15 - 17
33. Invite Any Comments from the Public.....	17
34. Scheduling of the June 29, 2026 Meeting.....	17
35. Adjournment.....	17 - 18

DELAWARE RIVER JOINT TOLL BRIDGE COMMISSION
Meeting of May 18, 2026

CALL TO ORDER

The Regular Monthly Meeting of the Delaware River Joint Toll Bridge Commission was called to order at the Scudder Falls Administration Building via Microsoft Teams and in person on Monday, May 18, 2026, at 10:33 a.m. pursuant to notice properly forwarded to each member in compliance with the by-laws. Joseph J. Resta, Executive Director, presided at this meeting.

APPEARANCES:

COMMISSION MEMBERS:

Hon. Aladar Komjathy (New Jersey)
Hon. Pamela Janvey (Pennsylvania)
Hon. John Di Veronica (New Jersey)
Hon. Lori Ciesla (New Jersey)
Hon. Michael Lavery (New Jersey)
Hon. Walter Orcutt (New Jersey)
Hon. Daniella Young (Pennsylvania)
Hon. Daniel Grace (Pennsylvania)
Hon. Ismail Shahid (Pennsylvania)

COMMISSION MEMBERS ABSENT:

Hon. John Christy (Pennsylvania)

COMMISSION COUNSEL:

Shelley Smith, Archer Law, Pennsylvania
Katy Fina, Florio, Perrucci, Steinhardt & Cappelli, New Jersey
Brian O'Neill, Chiesa, Shahinian & Giantomasi, New Jersey
Jonathan Bloom, Stradley Ronon, Pennsylvania

GOVERNORS' REPRESENTATIVES:

Blair Gerold, NJ Governor's Office

COMMISSION STAFF MEMBERS:

Joseph Resta, Executive Director
Arnold Conoline, Chief Administrative Officer
Steve Burke, Assistant Chief Engineer
Qiyang (Tracy) Zhao, Chief Financial Officer
Joseph Donnelly, Deputy Executive Director of Communications
Charmaine Graves, Comptroller
Charles Stracciolini, Program Manager of Technology

DELAWARE RIVER JOINT TOLL BRIDGE COMMISSION
Meeting of May 18, 2026

Mark Murranko, Deputy Executive Director of Operations
Jodee Inscho, Director of Community Affairs
Donna Tronolone, Administrative Generalist, Executive Office
Heather McConnell, Executive Administrative Generalist/Commissioner Liaison

PROFESSIONAL ASSOCIATES:

Alex Styer, Bellevue Associates

OTHERS:

ROLL CALL

Joseph Resta, Executive Director, in his capacity as Secretary for this Meeting called the roll, and at the conclusion thereof, reported that there was a quorum present, four members present from the Commonwealth of Pennsylvania, and four members present from the State of New Jersey.

WELCOMING REMARKS OF THE EXECUTIVE DIRECTOR

Executive Director Resta welcomed those persons whose identities are set forth hereinabove under "Appearances".

INTRODUCE ANY COMMENTS FROM THE PUBLIC

Executive Director Resta addressed the meeting and said:

This is the portion of our meeting where we welcome visitors. We do not have any in-person visitors. We do have folks online. This is the portion of the meeting where we invite comments on agenda items from the public. Procedures for public comment are as follows: Speakers will be allowed one three-minute time frame to provide comment. There will be no repeat speakers and no yielding time to another speaker. This is the portion where we only comment on agenda items. There will be another portion of the meeting after Commission actions are taken where there is an opportunity for new business comments. So, does anybody on the online meeting have comments on agenda items for today? If you do, please state your name and town of residence? Thank you, hearing none.

EXECUTIVE DIRECTOR'S REPORT

Since this is the annual meeting today, I'm going to forego my comments for today, and we will move on to general items requiring Commission action.

Executive Director Resta addressed the meeting and said:

For the record, Commissioner Ciesla has joined the meeting.

DELAWARE RIVER JOINT TOLL BRIDGE COMMISSION
Meeting of May 18, 2026

APPROVAL OF MINUTES FOR REGULAR COMMISSION MEETING APRIL 27, 2026

R: 5416-05-26-ADM-01-05-26

Executive Director Resta addressed the meeting and requested the adoption of a Resolution approving the Minutes of the Commission Meeting held April 27, 2026.

At the conclusion of the review, Chairman Komjathy moved and Vice Chair Janvey seconded the adoption of the following Resolution:

"RESOLVED: by the Delaware River Joint Toll Bridge Commission at its Regular Meeting assembled this 18th Day of May 2026 that the Minutes of the Regular Commission Meeting held on April 27, 2026, are hereby approved."

Executive Director Resta reported that there were five affirmative votes from New Jersey, and four affirmative votes from Pennsylvania.

Executive Director Resta then invited any further questions on the Resolution. No further questions were presented, and the Resolution was unanimously adopted.

APPROVAL OF OPERATIONS REPORT-MONTH OF APRIL 2026

R: 5417-05-26-ADM-02-05-26

Executive Director Resta addressed the meeting and asked if there were any questions on any of the reports contained in the "Operations Report".

At the conclusion of the review, Vice Chair Janvey moved and Chairman Komjathy seconded the adoption of the following Resolution:

"RESOLVED: by the Delaware River Joint Toll Bridge Commission at its Regular Meeting assembled this 18th Day of May 2026 that the Operations Report, which reflects Commission activity for the month of April 2026, is hereby approved."

Executive Director Resta reported that there were five affirmative votes from New Jersey, and four affirmative votes from Pennsylvania.

Executive Director Resta then invited any further questions on the Resolution. No further questions were presented, and the Resolution was unanimously adopted.

ACCEPTANCE OF THE 2025 AUDIT REPORT

R: 5418-05-26-AUD-01-05-26

Executive Director Resta addressed the Meeting and asked the Commission Members if, after their review, there were any questions.

DELAWARE RIVER JOINT TOLL BRIDGE COMMISSION
Meeting of May 18, 2026

At the conclusion of the review, Commissioner Shahid moved and Commissioner Lavery seconded the adoption of the following Resolution:

“RESOLVED: by the Delaware River Joint Toll Bridge Commission at its Regular Meeting assembled this 18th Day of May 2026 that, the Commission hereby authorizes receipt, acceptance and filing of the Audited Financial Statements and Independent Auditors’ Report for the year ended December 31, 2025, as submitted by SB and Company, the Commission’s independent auditing firm to meet the deadline established in the Trust Indenture and several Continuing Disclosure Agreements to which the Commission is a party.”

Executive Director Resta reported that there were five affirmative votes from New Jersey, and four affirmative votes from Pennsylvania.

Executive Director Resta then invited any further questions on the Resolution. No further questions were presented, and the Resolution was unanimously adopted.

I-78 PENNSYLVANIA PAVEMENT REHABILITATION AND STORMWATER CONVEYANCE SYSTEM IMPROVEMENTS DESIGN CONTRACT C-790A-AUTHORIZATION TO NEGOTIATE

R:5419-05-26-ENG-01-05-26

Executive Director Resta addressed the Meeting and asked the Commission Members if, after their review, there were any questions.

At the conclusion of the review, Commissioner Grace moved and Commissioner Ciesla seconded the adoption of the following Resolution:

“RESOLVED: By the Delaware River Joint Toll Bridge Commission at its Regular Meeting assembled this 18th Day of May 2026, that the Commission authorize the Executive Director to negotiate scope and fee with the Consultant(s) whose proposal has been deemed qualified through the RFP procurement process and determined to be fair, reasonable and in the best interest of the Commission.

“RESOLVED: Identify the General Reserve Fund as the source of funds required for payment of any invoices.

“RESOLVED: The Executive Director is hereby authorized to approve and execute all necessary contracts on behalf of the DRJTBC.”

Executive Director Resta reported that there were five affirmative votes from New Jersey, and four affirmative votes from Pennsylvania.

Executive Director Resta then invited any further questions on the Resolution. No further questions were presented, and the Resolution was unanimously adopted.

DELAWARE RIVER JOINT TOLL BRIDGE COMMISSION
Meeting of May 18, 2026

DELAWARE WATER GAP TOLL BRIDGE BUILDINGS AND ROADWAY IMPROVEMENTS DESIGN CONTRACT C-794A-AUTHORIZATION TO NEGOTIATE

R:5420-05-26-ENG-02-05-26

Executive Director Resta addressed the Meeting and asked the Commission Members if, after their review, there were any questions.

At the conclusion of the review, Commissioner Orcutt moved and Vice Chair Janvey seconded the adoption of the following Resolution:

“RESOLVED: By the Delaware River Joint Toll Bridge Commission at its Regular Meeting assembled this 18th Day of May 2026, that the Commission authorize the Executive Director to negotiate scope and fee with the Consultant(s) whose proposal has been deemed qualified through the RFP procurement process and determined to be fair, reasonable and in the best interest of the Commission.

“RESOLVED: Identify the General Reserve Fund as the source of funds required for payment of any invoices.

“RESOLVED: The Executive Director is hereby authorized to approve and execute all necessary contracts on behalf of the DRJTBC.”

Executive Director Resta reported that there were five affirmative votes from New Jersey, and four affirmative votes from Pennsylvania.

Executive Director Resta then invited any further questions on the Resolution. No further questions were presented, and the Resolution was unanimously adopted.

FACILITIES SERVICES TASK ORDER CONSULTANT AGREEMENT, CONTRACT C-803A, INCREASE AGREEMENT NOT-TO-EXCEED AMOUNT-APPROVAL

R:5421-05-26-ENG-03-05-26

Executive Director Resta addressed the Meeting and asked the Commission Members if, after their review, there were any questions.

At the conclusion of the review, Commissioner Ciesla moved and Commissioner Grace seconded the adoption of the following Resolution:

“RESOLVED: By the Delaware River Joint Toll Bridge Commission at its Regular Meeting assembled this 18th Day of May 2026, that the Commission hereby increases the standing consultant services contract not-to-exceed amount of \$1,000,000 by \$500,000 for Contract No. C-803A, Facilities Service Task Order Consultant Agreement.

“RESOLVED: Identify the General Reserve Fund as the source of funds required for payment of any invoices.

DELAWARE RIVER JOINT TOLL BRIDGE COMMISSION
Meeting of May 18, 2026

“RESOLVED: The Executive Director is hereby authorized to approve and execute all necessary consultant agreement modifications on behalf of the Commission.”

Executive Director Resta reported that there were five affirmative votes from New Jersey, and four affirmative votes from Pennsylvania.

Executive Director Resta then invited any further questions on the Resolution. No further questions were presented, and the Resolution was unanimously adopted.

Executive Director Resta addressed the meeting and said:

We now move onto personnel resolutions for today's meeting.

**APPOINTMENT OF HELEN P. RAMIREZ-MEZA TO CUSTODIAL WORKER,
CENTRAL REGION**

R:5422-05-26-PER-01-05-26

Executive Director Resta addressed the Meeting and asked the Commission Members if, after their review, there were any questions.

At the conclusion of the review, Commissioner Young moved and Commissioner Ciesla seconded the adoption of the following Resolution:

“RESOLVED: By the Delaware River Joint Toll Bridge Commission at its Regular Meeting assembled this 18th Day of May 2026, that Helen P. Ramirez-Meza be appointed to the position of Custodial Worker, Central Region, in the Maintenance & Fleet Operations Division. Compensation shall be set at \$39,520, which is the starting salary for the Custodial Worker position in accordance with the Salary Table effective January 1, 2026. The appointment to be made pending satisfactory completion of the required personnel processing.”

Executive Director Resta reported that there were five affirmative votes from New Jersey, and four affirmative votes from Pennsylvania.

Executive Director Resta then invited any further questions on the Resolution. No further questions were presented, and the Resolution was unanimously adopted.

**APPOINTMENT OF STEVEN COLE TO MAINTENANCE WORKER III, NORTHERN
REGION**

R:5423-05-26-PER-02-05-26

Executive Director Resta addressed the Meeting and asked the Commission Members if, after their review, there were any questions.

DELAWARE RIVER JOINT TOLL BRIDGE COMMISSION
Meeting of May 18, 2026

At the conclusion of the review, Commissioner Orcutt moved and Commissioner Shahid seconded the adoption of the following Resolution:

“RESOLVED: By the Delaware River Joint Toll Bridge Commission at its Regular Meeting assembled this 18th Day of May 2026, that Steven Cole be appointed to the position of Maintenance Worker III, Northern Region, in the Maintenance & Fleet Operations Division. Compensation shall be set at \$45,812, which is the starting salary for the Maintenance Worker III position in accordance with the Salary Table effective January 1, 2026. The appointment to be made pending satisfactory completion of the required personnel processing.”

Executive Director Resta reported that there were five affirmative votes from New Jersey, and four affirmative votes from Pennsylvania.

Executive Director Resta then invited any further questions on the Resolution. No further questions were presented, and the Resolution was unanimously adopted.

APPOINTMENT OF JESSE COOPERSMITH TO MAINTENANCE WORKER III, CENTRAL REGION

R: 5424-05-26-PER-03-05-26

Executive Director Resta addressed the Meeting and asked the Commission Members if, after their review, there were any questions.

At the conclusion of the review, Commissioner Lavery moved and Vice Chair Janvey seconded the adoption of the following Resolution:

“RESOLVED: By the Delaware River Joint Toll Bridge Commission at its Regular Meeting assembled this 18th Day of May 2026, that Jesse Coopersmith be appointed to the position of Maintenance Worker III, Central Region, in the Maintenance & Fleet Operations Division. Compensation shall be set at \$45,812, which is the starting salary for the Maintenance Worker III position in accordance with the Salary Table effective January 1, 2026. The appointment to be made pending satisfactory completion of the required personnel processing.”

Executive Director Resta reported that there were five affirmative votes from New Jersey, and four affirmative votes from Pennsylvania.

Executive Director Resta then invited any further questions on the Resolution. No further questions were presented, and the Resolution was unanimously adopted.

APPOINTMENT OF BRYCE SMITH TO MAINTENANCE WORKER III, CENTRAL REGION

R: 5425-05-26-PER-04-05-26

Executive Director Resta addressed the Meeting and asked the Commission Members if, after their review, there were any questions.

DELAWARE RIVER JOINT TOLL BRIDGE COMMISSION
Meeting of May 18, 2026

At the conclusion of the review, Commissioner Orcutt moved and Commissioner Grace seconded the adoption of the following Resolution:

“RESOLVED: By the Delaware River Joint Toll Bridge Commission at its Regular Meeting assembled this 18th Day of May 2026, that Bryce Smith be appointed to the position of Maintenance Worker III, Central Region, in the Maintenance & Fleet Operations Division. Compensation shall be set at \$45,812, which is the starting salary for the Maintenance Worker III position in accordance with the Salary Table effective January 1, 2026. The appointment to be made pending satisfactory completion of the required personnel processing.”

Executive Director Resta reported that there were five affirmative votes from New Jersey, and four affirmative votes from Pennsylvania.

Executive Director Resta then invited any further questions on the Resolution. No further questions were presented, and the Resolution was unanimously adopted.

APPOINTMENT OF DAVID KRUEGER TO CONTROL CENTER MONITOR II

R: 5426-05-26-PER-05-05-26

Executive Director Resta addressed the Meeting and asked the Commission Members if, after their review, there were any questions.

At the conclusion of the review, Commissioner Di Veronica moved and Commissioner Young seconded the adoption of the following Resolution:

“RESOLVED: By the Delaware River Joint Toll Bridge Commission at its Regular Meeting assembled this 18th Day of May 2026, that David Krueger be appointed to the position of Control Center Monitor II, in the Public Safety and Bridge Security Division. Compensation shall be set at \$51,283, which is the starting salary for the Control Center Monitor II position in accordance with the Salary Table effective January 1, 2026. The appointment to be made pending satisfactory completion of the required personnel processing.”

Executive Director Resta reported that there were five affirmative votes from New Jersey, and four affirmative votes from Pennsylvania.

Executive Director Resta then invited any further questions on the Resolution. No further questions were presented, and the Resolution was unanimously adopted.

APPOINTMENT OF CHRIS STEPPAT TO CONTROL CENTER MONITOR II

R: 5427-05-26-PER-06-05-26

Executive Director Resta addressed the Meeting and asked the Commission Members if, after their review, there were any questions.

DELAWARE RIVER JOINT TOLL BRIDGE COMMISSION
Meeting of May 18, 2026

At the conclusion of the review, Vice Chair Janvey moved and Commissioner Lavery seconded the adoption of the following Resolution:

“RESOLVED: By the Delaware River Joint Toll Bridge Commission at its Regular Meeting assembled this 18th Day of May 2026, that Chris Steppat be appointed to the position of Control Center Monitor II, in the Public Safety and Bridge Security Division. Compensation shall be set at \$51,283, which is the starting salary for the Control Center Monitor II position in accordance with the Salary Table effective January 1, 2026. The appointment to be made pending satisfactory completion of the required personnel processing.”

Executive Director Resta reported that there were five affirmative votes from New Jersey, and four affirmative votes from Pennsylvania.

Executive Director Resta then invited any further questions on the Resolution. No further questions were presented, and the Resolution was unanimously adopted.

APPOINTMENT OF THOMAS THRASHER TO CONTROL CENTER MONITOR II

R: 5428-05-26-PER-07-05-26

Executive Director Resta addressed the Meeting and asked the Commission Members if, after their review, there were any questions.

At the conclusion of the review, Chairman Komjathy moved and Commissioner Grace seconded the adoption of the following Resolution:

“RESOLVED: By the Delaware River Joint Toll Bridge Commission at its Regular Meeting assembled this 18th Day of May 2026, that Thomas Thrasher be appointed to the position of Control Center Monitor II, in the Public Safety and Bridge Security Division. Compensation shall be set at \$51,283, which is the starting salary for the Control Center Monitor II position in accordance with the Salary Table effective January 1, 2026. The appointment to be made pending satisfactory completion of the required personnel processing.”

Executive Director Resta reported that there were five affirmative votes from New Jersey, and four affirmative votes from Pennsylvania.

Executive Director Resta then invited any further questions on the Resolution. No further questions were presented, and the Resolution was unanimously adopted.

PROMOTION OF MAINTENANCE EMPLOYEES (2) INDIVIDUALS

R: 5429-05-26-PER-08-05-26

Executive Director Resta addressed the Meeting and asked the Commission Members if, after their review, there were any questions.

DELAWARE RIVER JOINT TOLL BRIDGE COMMISSION
Meeting of May 18, 2026

At the conclusion of the review, Vice Chair Janvey moved and Commissioner Di Veronica seconded the adoption of the following Resolution:

“RESOLVED: By the Delaware River Joint Toll Bridge Commission at its Regular Meeting assembled this 18th Day of May 2026, that the Commission authorizes the Executive Director to affect the promotion of the following employees, at the stated salary at the start of the first pay period after the approval of this Resolution to the classification indicated: Michael Mangone SR Custodial Worker I \$44,262, Cayla Reyes SR Custodial Worker I \$44,262.”

Executive Director Resta reported that there were five affirmative votes from New Jersey, and four affirmative votes from Pennsylvania.

Executive Director Resta then invited any further questions on the Resolution. No further questions were presented, and the Resolution was unanimously adopted.

PROMOTION OF PUBLIC SAFETY & BRIDGE SECURITY EMPLOYEES, (3) INDIVIDUALS

R: 5430-05-26-PER-09-05-26

Executive Director Resta addressed the Meeting and asked the Commission Members if, after their review, there were any questions.

At the conclusion of the review, Chairman Komjathy moved and Commissioner Shahid seconded the adoption of the following Resolution:

“RESOLVED: By the Delaware River Joint Toll Bridge Commission at its Regular Meeting assembled this 18th Day of May 2026, that the Commission authorizes the Executive Director to affect the promotion of the following employees, at the stated salary at the beginning of the pay period immediately following their position anniversary date, in accordance with established policy. Jacob Bichler NR Toll Bridge Monitor I \$58,297, Thomas Mergenthaler SR Toll-Supported Bridge Monitor I \$58,297; Jarrick Swartley SR Toll-Supported Bridge Monitor I \$58,297.”

Executive Director Resta reported that there were five affirmative votes from New Jersey, and four affirmative votes from Pennsylvania.

Executive Director Resta then invited any further questions on the Resolution. No further questions were presented, and the Resolution was unanimously adopted.

APPROVAL OF RETIREMENT BENEFITS, MATTHEW CORRIGAN, EMPLOYEE SAFETY COORDINATOR

R: 5431-05-26-PER-10-05-26

Executive Director Resta addressed the Meeting and asked the Commission Members if, after their review, there were any questions.

DELAWARE RIVER JOINT TOLL BRIDGE COMMISSION
Meeting of May 18, 2026

At the conclusion of the review, Vice Chair Janvey moved and Chairman Komjathy seconded the adoption of the following Resolution:

Chairman Komjathy addressed the meeting and said:

I wish Matt the best in his new endeavors.

Executive Director Resta addressed the meeting and said:

Thank you, Sir.

“RESOLVED: By the Delaware River Joint Toll Bridge Commission at its Regular Meeting assembled this 18th Day of May 2026, that subject to applicable practices and procedures, the Commission approves the provision of retirement benefits to Matthew Corrigan who retired on May 01, 2026.”

Executive Director Resta reported that there were five affirmative votes from New Jersey, and four affirmative votes from Pennsylvania.

Executive Director Resta then invited any further questions on the Resolution. No further questions were presented, and the Resolution was unanimously adopted.

Executive Director Resta addressed the meeting and said:

In keeping with past practice, we will do a single recitation of all legal Counsel resolutions and one voice vote at the end of that.

**APPROVAL FOR PAYMENT OF INVOICES, CHIESA, SHAHINIAN & GIANTOMASI,
NJ LABOR COUNSEL**

R: 5432-05-26-ACCT-01-05-26

Executive Director Resta addressed the Meeting and asked the Commission Members if, after their review, there were any questions.

At the conclusion of the review, Chairman Komjathy moved and Vice Chair Janvey seconded the adoption of the following Resolution:

“RESOLVED: By the Delaware River Joint Toll Bridge Commission at its Regular Meeting assembled this 18th Day of May 2026, authorizes payment of invoice #670873 in the total amount due of \$23,100.00 for professional services rendered by Chiesa, Shahinian & Giantomasi, New Jersey Labor Counsel.

“RESOLVED: Identifying the Operating Fund as the source of funds required for any and all disbursements.”

Executive Director Resta reported that there were five affirmative votes from New Jersey, and four affirmative votes from Pennsylvania.

DELAWARE RIVER JOINT TOLL BRIDGE COMMISSION
Meeting of May 18, 2026

Executive Director Resta then invited any further questions on the Resolution. No further questions were presented, and the Resolution was unanimously adopted.

APPROVE PAYMENT OF INVOICES, ARCHER LAW, PA GENERAL COUNSEL

R: 5433-05-26-ACCT-02-05-26

Executive Director Resta addressed the Meeting and asked the Commission Members if, after their review, there were any questions.

At the conclusion of the review, Chairman Komjathy moved and Vice Chair Janvey seconded the adoption of the following Resolution:

“RESOLVED: By the Delaware River Joint Toll Bridge Commission at its Regular Meeting assembled this 18th Day of May 2026, authorizes payment of invoices #4383512, #4383513, #4383514, #4383515, #4383516, #4383517, #4383518, and #4383519 in the total amount of in the total amount of \$16,362.00 for Professional Services Rendered

“RESOLVED: Identifying the Operating Fund as the source of funds required for any and all disbursements.”

Executive Director Resta reported that there were five affirmative votes from New Jersey, and four affirmative votes from Pennsylvania.

Executive Director Resta then invited any further questions on the Resolution. No further questions were presented, and the Resolution was unanimously adopted.

APPROVE PAYMENT OF INVOICES, FLORIO, PERRUCCI, STEINHARDT AND CAPPELLI, NJ GENERAL COUNSEL

R: 5434-05-26-ACCT-03-05-26

Executive Director Resta addressed the Meeting and asked the Commission Members if, after their review, there were any questions.

At the conclusion of the review, Chairman Komjathy moved and Vice Chair Janvey seconded the adoption of the following Resolution:

“RESOLVED: By the Delaware River Joint Toll Bridge Commission at its Regular Meeting assembled this 18th Day of May 2026 authorizes payment of invoices #664932, #664929, #664931 and #664930 in the total amount due of \$3,412.50 for Capital and Non-Capital Professional Services by Florio, Perrucci, Steinhardt and Cappelli, NJ Legal Counsel.

“RESOLVED: Identifying the Operating Fund as the source of funds required for any and all disbursements.”

Executive Director Resta reported that there were five affirmative votes from New Jersey, and four affirmative votes from Pennsylvania.

DELAWARE RIVER JOINT TOLL BRIDGE COMMISSION
Meeting of May 18, 2026

Executive Director Resta then invited any further questions on the Resolution. No further questions were presented, and the Resolution was unanimously adopted.

ELECTION OF OFFICERS

Executive Director Resta addressed the meeting and said:

We have now progressed our meeting to the point where we undertake the annual election of officers. The Executive Director now requests the chairperson of the nominating committee to introduce the nominations to fill the office of chair, vice chair, secretary and treasurer to serve for the ensuing year. Commissioner Lavery?

NOMINATION FOR ALADAR KOMJATHY AS CHAIRMAN

R:5435-05-26

Chairperson Lavery of the Nominating Committee addressed the meeting and said:

Thank you, Mr. Resta. Mr. Chairman, the nominating committee has convened, and we have fully discussed all the ramifications involved in our efforts to achieve consensus of those Commission members who are to be nominated and elected to the office of chair, vice chair, secretary and treasurer for the ensuing year. Having said that, Mr. Chairman, the nominating committee has recommended that we nominate the Honorable Aladar Komjathy as a member of the Commission from the State of New Jersey to serve as the Commission's chair for the ensuing year. Is there a motion?

Commissioner Orcutt addressed the meeting and said:

Mr. Chairman, I'd like to make that motion with great honor and respect for the current chair.

At the conclusion of the review, Commissioner Orcutt moved and Vice Chair Janvey seconded the adoption of the Resolution.

Commissioner Lavery addressed the meeting and said:

Second from the vice chair. Are we doing roll call or all in favor?

Executive Director Resta addressed the meeting and said:

Do just a voice vote.

Commissioner Lavery addressed the meeting and said:

Okay.

Commissioner Lavery reported that there were five affirmative votes from New Jersey, and four

DELAWARE RIVER JOINT TOLL BRIDGE COMMISSION
Meeting of May 18, 2026

affirmative votes from Pennsylvania.

Commissioner Lavery then invited any further questions on the Resolution. No further questions were presented, and the Resolution was unanimously adopted.

NOMINATION FOR PAMELA JANVEY AS VICE CHAIR

R: 5436-05-26

Chairperson Lavery of the Nominating Committee addressed the meeting and said:

Mr. Chairman, the Nominating Committee has recommended that we nominate the Honorable Pamela Janvey a Member of the Commission from the Commonwealth of Pennsylvania to serve as the Commission's Vice Chair for the ensuing year. Is there a motion?

At the conclusion of the review, Commissioner Grace moved and Commissioner Shahid seconded the adoption of the Resolution.

Commissioner Lavery reported that there were five affirmative votes from New Jersey, and four affirmative votes from Pennsylvania.

Commissioner Lavery then invited any further questions on the Resolution. No further questions were presented, and the Resolution was unanimously adopted.

NOMINATION FOR DANIEL GRACE AS SECRETARY

R: 5437-05-26

Chairperson Lavery of the Nominating Committee addressed the meeting and said:

Mr. Chairman, the Nominating Committee has recommended that we nominate the Honorable Daniel Grace a Member of the Commission from the Commonwealth of Pennsylvania to serve as the Commission's Secretary for the ensuing year. Is there a motion?

At the conclusion of the review, Vice Chair Janvey moved and Commissioner Lavery seconded the adoption of the Resolution.

Commissioner Lavery reported that there were five affirmative votes from New Jersey, and four affirmative votes from Pennsylvania.

Commissioner Lavery then invited any further questions on the Resolution. No further questions were presented, and the Resolution was unanimously adopted.

DELAWARE RIVER JOINT TOLL BRIDGE COMMISSION
Meeting of May 18, 2026

NOMINATION FOR MICHAEL LAVERY AS TREASURER

R: 5438-06-25

Chairperson Lavery of the Nominating Committee addressed the meeting and said:

All right. This is a tough one. Mr. Chairman, the Nominating Committee has recommended that we nominate the Honorable Michael Lavery a member of the Commission from the State of New Jersey to serve as the Commission's Treasurer for the ensuing year. Is there a motion?

At the conclusion of the review, Chairman Komjathy moved and Commissioner Ciesla seconded the adoption of the Resolution.

Commissioner Lavery reported that there were five affirmative votes from New Jersey, and four affirmative votes from Pennsylvania.

Commissioner Lavery then invited any further questions on the Resolution. No further questions were presented, and the Resolution was unanimously adopted.

CLOSURE OF THE OFFICER NOMINATIONS

R: 5439-06-25

Executive Director Resta addressed the meeting and said:

Thank you Commissioner Lavery, The nominations for the Offices of CHAIR, VICE CHAIR, SECRETARY, and TREASURER have been made. I request a motion to close the nominations for said offices.

At the conclusion of the review, Commissioner Lavery moved and Commissioner Grace seconded the adoption of the Resolution.

Executive Director Resta reported that there were five affirmative votes from New Jersey, and four affirmative votes from Pennsylvania.

Executive Director Resta then invited any further questions on the Resolution. No further questions were presented, and the Resolution was unanimously adopted.

CASTING OF THE OFFICER BALLOT

R: 5440-06-26

Executive Director Resta addressed the meeting and said:

The nomination for the Office of CHAIR, VICE CHAIR, SECRETARY, and TREASURER have been made, and since no additional nominations have been made for anyone other than the Honorable Aladar Komjathy for Chair, the Honorable Pamela Janvey for Vice Chair, the

DELAWARE RIVER JOINT TOLL BRIDGE COMMISSION
Meeting of May 18, 2026

Honorable Daniel Grace for Secretary, and the Honorable Michael Lavery for Treasurer; and further, since motions have been passed authorizing closure of the nominations—since the nominations were unopposed, I respectfully request the adoption of a Resolution casting the ballot for the Office of CHAIR, VICE CHAIR, SECRETARY, and TREASURER:

Commissioner Orcutt moved and Commissioner Grace seconded the adoption of the following Resolution:

"WHEREAS, the By-Laws of the Delaware River Joint Toll Bridge Commission, adopted at its Regular Meeting in 1956 and amended in 1962, 1965, 1969 and 1970, among other things, require the holding of an “Annual Meeting” in May of each year, at which time, the election of the Commission Members to the Offices of Chairman, Vice Chair, Secretary, and Treasurer may take place; and

"WHEREAS, the Delaware River Joint Toll Bridge Commission has convened on this 18th Day of May 2026, in compliance with the By-Laws; and

"WHEREAS, the Commission’s By-Laws also provide that the ‘Nominating Committee’ of the Commission shall consist of all the Commissioners, except the Commissioners holding the Offices of the Chairman, and Vice Chair; and

"WHEREAS, ALADAR KOMJATHY, a member of the State of New Jersey, has been nominated for Chairman, PAMELA JANVEY, a member from the Commonwealth of Pennsylvania, has been nominated for Vice Chair, DANIEL GRACE, a member from the Commonwealth of Pennsylvania, has been nominated for Secretary, and MICHAEL LAVERY, a member of the State of New Jersey has been nominated for Treasurer to serve in such Offices for the ensuing year; and

"WHEREAS, no further nominations for the said Offices were made, and motions authorizing Closure of said nomination was passed; and

"WHEREAS, the Commission Members, by the above-described actions have indicated their intent to elect ALADAR KOMJATHY as Chairman, PAMELA JANVEY as Vice Chair, DANIEL GRACE as Secretary, and MICHAEL LAVERY as Treasurer; and

"NOW THEREFORE, BE IT RESOLVED, by the Delaware River Joint Toll Bridge Commission at this “Annual Meeting” assembled this 18th Day of May 2026, that Commissioner Lavery, in his capacity as Chairperson of the Nominating Committee, for this “Annual Meeting” hereby is authorized and directed, on behalf of the Commission Members, to cast a ballot for ALADAR KOMJATHY, who will serve as Chairman, PAMELA JANVEY, who will serve as Vice Chair, DANIEL GRACE, who will serve as Secretary, and MICHAEL LAVERY, who will serve as Treasurer of the Delaware River Joint Toll Bridge Commission for the ensuing year, and the said officers will (effective immediately) assume all authorities, powers and duties vested respectively as the Chairman, Vice Chair, Secretary, and Treasurer as set forth in (1) the By-Laws of the Commission; (2) the Minutes of previous Commission Meetings; and (3) the Trust Indenture.”

DELAWARE RIVER JOINT TOLL BRIDGE COMMISSION
Meeting of May 18, 2026

Executive Director Resta reported that there were five affirmative votes from New Jersey, and four affirmative votes from Pennsylvania.

Executive Director Resta then invited any further questions on the Resolution. No further questions were presented, and the Resolution was unanimously adopted.

Executive Director Resta addressed the meeting and said:

Congratulations everyone.

Chairman Komjathy addressed the meeting and said:

Mr. Resta, thank you. And thank you to my fellow Commissioners for giving this trust to me. I love working with each and every one of you. We have a very good team here. Along with the Commissioners, we have a wonderful staff that we interact with on a pretty regular basis, and I want to thank them for their great service, and also to those that are going to be leaving our Commission employment. We have had a lot of very veteran members of our staff over the past years leave. This place is built on the foundation of those good people that work here. So, again, thank you for all, and I look forward to next year working with our wonderful team here.

INVITE ANY COMMENTS FROM THE PUBLIC

Executive Director Resta addressed the meeting and said:

Thank you, Chairman. This is the portion of the meeting where we invite new business comments from the public. If there is anyone on the Teams meeting that wishes to make a new business comment, please state your name and town of residence, and we will accept your comment. Hearing none .

SCHEDULING OF THE JUNE 29, 2026 MEETING

Executive Director Resta addressed the Meeting and stated that the Commission's next meeting is scheduled to be held Monday, June 29, 2026.

This meeting will be called to Order at 10:30 a.m. at the Scudder Falls Administration Building, 1199 Woodside Road, Yardley, PA 19067.


Executive Director Resta assured the Commission Members that an “Official Notice of Meeting” would be forwarded to each and every Member of the Commission.

ADJOURNMENT


Chairman Komjathy then moved that the Meeting be adjourned, and Commissioner Grace seconded. The voice vote was unanimously affirmative, and the Meeting was adjourned at 10:53 a.m., Monday, May 18, 2026.

DELAWARE RIVER JOINT TOLL BRIDGE COMMISSION
Meeting of May 18, 2026

Prepared and submitted by:


HEATHER L. MCCONNELL
Executive Administrative Generalist/
Commissioner Liaison

Attested by:


ARNOLD J. CONOLINE
Assistant Secretary/Treasurer

Approved by:


JOSEPH J. RESTA
Executive Director

DELAWARE RIVER JOINT TOLL BRIDGE COMMISSION

Meeting of May 18, 2026

FINANCE

The following Pages reflect the reports on those items assigned to the Finance Department. Each item is reported separately and page numbered accordingly.

DELAWARE RIVER JOINT TOLL BRIDGE COMMISSION

Meeting of May 18, 2026

SUBJECT	DESCRIPTION	PAGE NUMBER
Accounting	Status of Cash Balances at April 30, 2026	1
Accounting	Status of Bond Retirement at April 30, 2026	2
Accounting	Status of Investments at April 30, 2026	3-6
Accounting	Status of Toll Traffic and Revenue & Toll Supported Traffic Month of April 2026 Compared with Month of April 2025	7-22
Accounting	Statistical Summary of Expenditures on Toll Bridges and Toll Supported Bridges Accounts for the Period April 1, 2026, through April 30, 2026	23-31
Accounting	Statement of Revenue and Expenses: Four Month Period ending April 30, 2026	32

DELAWARE RIVER JOINT TOLL BRIDGE COMMISSION

Meeting of May 18, 2026

There follows Cash Balances of the Commission at April 30, 2026 for the information and review of the Members:

COMMISSION CASH DEPOSITS

Wells Fargo Bank, N. A.

Revenue Fund	8,162,521
Payroll Fund	1,168,749
Insurance Clearing Account	750,000
TOTAL	\$ 10,081,270

CASH DEPOSIT GUARANTEES

Wells Fargo Bank PA ACT 72 FULL BALANCE

DELAWARE RIVER JOINT TOLL BRIDGE COMMISSION

Meeting of May 18, 2026

STATUS OF BRIDGE REVENUE BONDS AT April 30, 2026

Maturity	SERIES 2015			SERIES 2017			SERIES 2019A			SERIES 2019B			Total	
	Yield	Principal Amount	Maturities & Calls	Yield	Principal Amount	Maturities & Calls	Yield	Principal Amount	Maturities & Calls	Yield	Principal Amount	Maturities & Calls	Average Yield	Remaining Outstanding
7/1/2019	0	2,410,000	2,410,000											
7/1/2020	1.62%	2,540,000	2,540,000	1.00%	945,000	945,000	1.17%	505,000	505,000	1.17%	6,015,000	6,015,000		-
7/1/2021	1.86%	2,540,000	2,540,000	1.00%	875,000	875,000	1.20%	435,000	435,000	1.20%	5,945,000	5,945,000		-
7/1/2022	2.10%	2,695,000	2,695,000	1.81%	1,740,000	1,740,000	1.23%	455,000	455,000	1.23%	6,255,000	6,255,000		-
7/1/2023	2.34%	2,795,000	2,795,000	2.03%	1,865,000	1,865,000	1.25%	480,000	480,000	1.25%	6,565,000	6,565,000		-
7/1/2024	2.43%	2,935,000	2,935,000	2.31%	1,970,000	1,970,000	1.31%	8,015,000	8,015,000	1.31%	6,830,000	6,830,000		-
7/1/2025	2.55%	3,015,000	3,015,000	2.52%	1,070,000	1,070,000	1.40%	8,170,000	8,170,000	1.40%	7,195,000	7,195,000		-
7/1/2026	2.73%	3,180,000					1.49%	8,585,000		1.49%	7,515,000		1.69%	19,280,000
7/1/2027	3.10%	4,540,000		2.80%	20,000		1.59%	5,800,000		1.59%	7,880,000		1.97%	18,240,000
7/1/2028	3.28%	3,380,000		2.95%	35,000		1.69%	9,410,000		1.69%	8,300,000		1.95%	21,125,000
7/1/2029	3.04%	3,480,000	3,480,000	3.08%	8,380,000		1.77%	3,725,000		1.77%	8,670,000		2.30%	20,775,000
7/1/2030	3.10%	3,670,000	3,670,000	3.19%	8,845,000		1.85%	3,930,000		1.85%	9,045,000		2.39%	21,820,000
7/1/2031	3.14%	3,785,000	3,785,000	3.27%	10,765,000		1.91%	4,055,000		1.91%	9,520,000		2.51%	24,340,000
7/1/2032	3.55%	545,000		3.35%	14,735,000		1.97%	725,000		1.97%	9,995,000		2.79%	26,000,000
7/1/2033	3.56%	10,595,000		3.41%	15,715,000		2.09%	760,000					3.43%	27,070,000
7/1/2034	3.60%	11,020,000		3.47%	16,500,000		2.16%	800,000					3.48%	28,320,000
7/1/2035	3.64%	11,460,000		3.52%	17,325,000		2.21%	835,000					3.53%	29,620,000
7/1/2036	3.73%	11,920,000		3.56%	18,190,000		2.25%	880,000					3.59%	30,990,000
7/1/2037		N/A		3.59%	22,015,000		2.29%	925,000					3.54%	22,940,000
7/1/2038		N/A		3.64%	23,115,000		2.32%	970,000					3.59%	24,085,000
7/1/2039		N/A		3.64%	24,270,000		2.35%	1,020,000					3.59%	25,290,000
7/1/2040		N/A		3.64%	25,485,000		2.50%	1,070,000					3.59%	26,555,000
7/1/2041		N/A		3.64%	26,760,000		2.50%	1,125,000					3.59%	27,885,000
7/1/2042		N/A		3.64%	28,100,000		2.50%	1,180,000					3.59%	29,280,000
7/1/2043		N/A		3.69%	15,930,000		2.50%	1,240,000					3.60%	17,170,000
7/1/2043		N/A		4.04%	13,575,000								4.04%	13,575,000
7/1/2044		N/A		3.69%	16,590,000		2.50%	1,300,000					3.60%	17,890,000
7/1/2044		N/A		4.04%	14,255,000								4.04%	14,255,000
7/1/2045		N/A		3.69%	17,275,000		3.04%	1,365,000					3.64%	18,640,000
7/1/2045		N/A		4.04%	14,965,000								4.04%	14,965,000
7/1/2046		N/A		3.69%	17,990,000		3.04%	1,405,000					3.64%	19,395,000
7/1/2046		N/A		4.04%	15,715,000								4.04%	15,715,000
7/1/2047		N/A		3.69%	18,745,000		3.04%	1,450,000					3.64%	20,195,000
7/1/2047		N/A		4.04%	16,490,000								4.04%	16,490,000
7/1/2048							3.04%	1,490,000					3.04%	1,490,000
7/1/2049							3.04%	1,535,000					3.04%	1,535,000
		\$ 86,505,000	\$ 29,865,000		\$ 430,250,000	\$ 8,465,000		\$ 73,640,000	\$ 18,060,000		\$ 99,730,000	\$ 38,805,000		\$ 594,930,000



**Delaware River Joint TBC
Purchases Report
Sorted by Fund - Maturity Date
April 1, 2026 - April 30, 2026**

CUSIP	Investment #	Fund	Sec. Type	Issuer	Original Par Value	Purchase Date	Payment Periods	Principal Purchased	Accrued Interest at Purchase	Rate at Purchase	Maturity Date	YTM	Ending Book Value
General Reserve Fund													
3136GD2F9	11223	01GRF	FAC	FNMA	3,000,000.00	04/08/2026	10/08 - 04/08	3,000,000.00		4.270	10/08/2030	4.270	3,000,000.00
3130BAAD9	11224	01GRF	FAC	FHLB	2,000,000.00	04/28/2026	10/28 - 04/28	2,000,000.00		4.100	04/28/2031	4.100	2,000,000.00
				Subtotal	5,000,000.00			5,000,000.00	0.00				5,000,000.00
				Total Purchases	5,000,000.00			5,000,000.00	0.00				5,000,000.00



**Delaware River Joint TBC
Investment Classification
Sorted by Fund - Maturity Date
April 30, 2026**

DRJTBC

CUSIP	Investment #	Fund	Issuer	Investment Class	Par Value	YTM	Maturity Date	Market Price	Market Date	Market Value	Book Value	Reported Value
Debt Service Fund												
38145C752	10113	01DSF	Goldman Sachs Ila Fed Port	Amort	4,361.33	2.680		100.000	04/30/2026	4,361.33	4,361.33	4,361.33
				Subtotal	4,361.33	2.680				4,361.33	4,361.33	4,361.33
General Reserve Fund												
38145C752	10115	01GRF	Goldman Sachs Ila Fed Port	Amort	0.00			100.000	04/30/2026	0.00	0.00	0.00
PAINVEST	10050	01GRF	PA Invest	Amort	0.00			100.000	04/30/2026	0.00	0.00	0.00
PAINVEST	10462	01GRF	PA Invest	Amort	72,358,375.49	3.750		100.000	04/30/2026	72,358,375.49	72,358,375.49	72,358,375.49
53943SED5	11199	01GRF	Lloyd Bank Corp	Fair	5,000,000.00	3.966	05/13/2026	99.864	04/30/2026	4,993,200.00	4,993,600.00	4,993,200.00
58989V2F0	11129	01GRF	Met Tower Global Fund	Fair	2,000,000.00	4.853	06/20/2026	100.028	04/30/2026	2,000,570.00	2,001,399.19	2,000,570.00
54438CYL0	10955	01GRF	Los Angeles CA Community	Fair	1,480,000.00	3.339	08/01/2026	99.379	04/30/2026	1,470,819.66	1,473,281.82	1,470,819.66
826200AD9	11141	01GRF	SIEMENS	Fair	2,500,000.00	4.364	08/17/2026	100.558	04/30/2026	2,513,970.00	2,512,280.31	2,513,970.00
91282CHY0	11041	01GRF	U.S. Treasury	Fair	1,000,000.00	4.911	09/15/2026	100.332	04/30/2026	1,003,320.31	999,005.64	1,003,320.31
06375M3Z6	11034	01GRF	Bank of Montreal	Fair	3,000,000.00	5.583	09/21/2026	99.879	04/30/2026	2,996,388.00	3,000,000.00	2,996,388.00
882724WT0	10915	01GRF	Texas Public Finance Authority	Fair	7,500,000.00	1.289	10/01/2026	100.532	04/30/2026	7,539,905.18	7,611,806.90	7,539,905.18
059189N55	11185	01GRF	City of Baltimore	Fair	910,000.00	4.024	10/15/2026	100.845	04/30/2026	917,698.47	917,771.61	917,698.47
86960KL42	11213	01GRF	Svenska Handelsbanken	Fair	5,000,000.00	3.722	11/04/2026	97.975	04/30/2026	4,898,770.00	4,906,500.00	4,898,770.00
771196CE0	11128	01GRF	ROCHE HLDGS INC	Fair	3,500,000.00	4.842	11/13/2026	100.513	04/30/2026	3,517,962.00	3,507,325.84	3,517,962.00
63873KM46	11216	01GRF	ATIXIS NY Brh	Fair	5,000,000.00	3.857	12/04/2026	97.632	04/30/2026	4,881,600.00	4,886,979.17	4,881,600.00
5253JAZ4	11142	01GRF	Aust & NZ Banking Group	Fair	3,000,000.00	4.255	01/18/2027	100.404	04/30/2026	3,012,135.00	3,009,924.29	3,012,135.00
64953BBM9	11127	01GRF	New York Life Global	Fair	2,000,000.00	4.837	04/02/2027	100.743	04/30/2026	2,014,876.00	2,001,023.64	2,014,876.00
29446MAE2	11097	01GRF	EQUINOR ASA	Fair	1,000,000.00	4.833	04/06/2027	99.170	04/30/2026	991,703.00	984,320.80	991,703.00
57629W4S6	11126	01GRF	Mass Mutual Global	Fair	3,000,000.00	4.867	04/09/2027	100.941	04/30/2026	3,028,233.00	3,005,991.82	3,028,233.00
64971MT44	11176	01GRF	NYC Transitional Fin Authority	Fair	2,000,000.00	4.310	05/01/2027	100.959	04/30/2026	2,019,197.40	2,017,950.68	2,019,197.40
74172WAJ5	11188	01GRF	Prince George County Rev	Fair	560,000.00	3.976	05/01/2027	99.949	04/30/2026	559,716.87	558,288.55	559,716.87
166764BX7	11073	01GRF	Chevron Corp	Fair	3,000,000.00	4.379	05/11/2027	97.962	04/30/2026	2,938,884.00	2,932,193.68	2,938,884.00
90327QD97	11124	01GRF	USAA CAP CORP	Fair	5,000,000.00	5.048	06/01/2027	101.100	04/30/2026	5,055,005.00	5,009,978.02	5,055,005.00
649907XF4	11100	01GRF	New York State Dormitory Auth	Fair	1,000,000.00	5.049	07/01/2027	100.463	04/30/2026	1,004,638.74	998,504.73	1,004,638.74
3130B2WX9	11148	01GRF	Federal Home Loan Bank	Fair	3,000,000.00	3.666	10/01/2027	99.619	04/30/2026	2,988,594.00	3,000,000.00	2,988,594.00
40139LBG7	11098	01GRF	Guardian Life Global Funding	Fair	3,000,000.00	4.853	10/28/2027	101.609	04/30/2026	3,048,273.00	3,028,125.48	3,048,273.00
64966MGP8	11169	01GRF	City of New York	Fair	1,000,000.00	4.391	12/01/2027	98.883	04/30/2026	988,833.17	986,100.99	988,833.17
64952WEY5	11111	01GRF	New York Life Global	Fair	3,000,000.00	5.020	01/09/2028	100.855	04/30/2026	3,025,671.00	2,992,132.82	3,025,671.00
13063DGC6	11040	01GRF	State of California	Fair	2,000,000.00	5.035	04/01/2028	98.881	04/30/2026	1,977,623.11	1,947,883.80	1,977,623.11

**Delaware River Joint TBC
Investment Classification
April 30, 2026**

CUSIP	Investment #	Fund	Issuer	Investment Class	Par Value	YTM	Maturity Date	Market Price	Market Date	Market Value	Book Value	Reported Value
General Reserve Fund												
637639AK1	11104	01GRF	National Securities Clearing	Fair	4,000,000.00	4.641	05/30/2028	101.400	04/30/2026	4,056,028.00	4,026,697.03	4,056,028.00
01266HFL8	11050	01GRF	Albemarle Cnty VA Economic	Fair	3,000,000.00	5.260	06/01/2028	100.081	04/30/2026	3,002,451.47	3,002,117.97	3,002,451.47
686053DR7	11171	01GRF	Oregon School Board Assn	Fair	2,289,489.48	4.283	06/30/2028	100.713	04/30/2026	2,305,827.87	2,314,632.30	2,305,827.87
898365AP6	11066	01GRF	Boston College	Fair	2,550,000.00	4.705	07/01/2028	100.794	04/30/2026	2,570,271.28	2,540,801.33	2,570,271.28
3136GAGW3	11180	01GRF	Federal National Mtg Assn	Fair	4,400,000.00	4.043	08/10/2028	99.809	04/30/2026	4,391,622.40	4,402,010.94	4,391,622.40
59217GFQ7	11203	01GRF	METLIFE	Fair	5,000,000.00	3.986	09/12/2028	102.252	04/30/2026	5,112,605.00	5,156,563.29	5,112,605.00
641062BL7	11209	01GRF	Nestle Capital Corp CP	Fair	3,629,000.00	3.800	09/12/2028	101.835	04/30/2026	3,695,621.18	3,723,122.10	3,695,621.18
91282CJA0	11042	01GRF	U.S. Treasury	Fair	1,000,000.00	4.806	09/30/2028	101.664	04/30/2026	1,016,640.62	996,127.46	1,016,640.62
67080LAA3	11063	01GRF	Nuveen LLC	Fair	5,000,000.00	5.034	11/01/2028	99.068	04/30/2026	4,953,445.00	4,879,198.41	4,953,445.00
91282CJN2	11060	01GRF	U.S. Treasury	Fair	2,000,000.00	4.257	11/30/2028	101.128	04/30/2026	2,022,578.12	2,005,401.29	2,022,578.12
64952WFF5	11149	01GRF	New York Life Global	Fair	1,850,000.00	4.045	01/29/2029	100.804	04/30/2026	1,864,883.25	1,880,165.75	1,864,883.25
649902S53	11192	01GRF	New York State Dormitory Auth	Fair	4,000,000.00	4.248	02/15/2029	101.492	04/30/2026	4,059,707.28	4,142,693.40	4,059,707.28
95662NSL3	11154	01GRF	West Virginia Housing	Fair	510,000.00	4.207	05/01/2029	105.161	04/30/2026	536,323.93	534,713.84	536,323.93
3136GAK24	11183	01GRF	Federal National Mtg Assn	Fair	5,000,000.00	4.150	07/11/2029	99.821	04/30/2026	4,991,050.00	5,000,000.00	4,991,050.00
3130B2N43	11144	01GRF	Federal Home Loan Bank	Fair	4,000,000.00	4.000	09/10/2029	99.189	04/30/2026	3,967,584.00	4,000,000.00	3,967,584.00
95662NSM1	11155	01GRF	West Virginia Housing	Fair	505,000.00	4.800	11/01/2029	105.466	04/30/2026	532,606.62	532,443.71	532,606.62
95736VLY6	11222	01GRF	County of Westchester, NY	Fair	1,875,000.00	3.830	03/15/2030	103.564	04/30/2026	1,941,825.86	1,953,083.50	1,941,825.86
3130B6DA1	11179	01GRF	Federal Home Loan Bank	Fair	3,000,000.00	4.150	05/07/2030	99.592	04/30/2026	2,987,781.00	3,000,000.00	2,987,781.00
57604TAC0	11194	01GRF	Commonwealth of	Fair	3,850,000.00	4.155	06/01/2030	101.397	04/30/2026	3,903,817.30	3,977,656.14	3,903,817.30
3130B6V60	11181	01GRF	Federal Home Loan Bank	Fair	5,000,000.00	4.570	07/08/2030	99.917	04/30/2026	4,995,860.00	5,000,000.00	4,995,860.00
64972HRT1	11205	01GRF	NYC Transitional Fin Authority	Fair	2,850,000.00	4.153	07/15/2030	102.033	04/30/2026	2,907,940.84	2,941,694.95	2,907,940.84
3130B7G57	11186	01GRF	Federal Home Loan Bank	Fair	1,700,000.00	4.198	08/12/2030	99.354	04/30/2026	1,689,029.90	1,700,000.00	1,689,029.90
3136GANV7	11187	01GRF	Federal National Mtg Assn	Fair	3,830,000.00	4.116	08/19/2030	99.449	04/30/2026	3,808,900.53	3,827,526.90	3,808,900.53
3130B7LE2	11189	01GRF	Federal Home Loan Bank	Fair	5,000,000.00	4.000	09/09/2030	98.747	04/30/2026	4,937,355.00	5,000,000.00	4,937,355.00
3136GARY7	11193	01GRF	Federal National Mtg Assn	Fair	5,000,000.00	3.749	09/10/2030	98.020	04/30/2026	4,901,010.00	5,000,000.00	4,901,010.00
3130B8AY8	11197	01GRF	Federal Home Loan Bank	Fair	2,500,000.00	3.740	09/20/2030	98.040	04/30/2026	2,451,020.00	2,500,000.00	2,451,020.00
3136GD2F9	11223	01GRF	Federal National Mtg Assn	Fair	3,000,000.00	4.270	10/08/2030	99.598	04/30/2026	2,987,955.00	3,000,000.00	2,987,955.00
3130B8AV4	11196	01GRF	Federal Home Loan Bank	Fair	2,500,000.00	3.800	10/15/2030	98.264	04/30/2026	2,456,620.00	2,500,000.00	2,456,620.00
3134HB7H8	11200	01GRF	Federal Home Loan Mtg Corp	Fair	3,000,000.00	4.000	11/20/2030	99.179	04/30/2026	2,975,397.00	3,000,000.00	2,975,397.00
3130B8MA7	11201	01GRF	Federal Home Loan Bank	Fair	3,000,000.00	3.900	11/26/2030	98.364	04/30/2026	2,950,920.00	3,000,000.00	2,950,920.00
3136GCAY1	11204	01GRF	Federal National Mtg Assn	Fair	5,000,000.00	3.875	12/16/2030	98.299	04/30/2026	4,914,970.00	5,000,000.00	4,914,970.00
3134HCLQ0	11220	01GRF	Federal Home Loan Mtg Corp	Fair	3,000,000.00	4.100	12/30/2030	98.704	04/30/2026	2,961,138.00	2,987,261.08	2,961,138.00
3130B96R6	11207	01GRF	Federal Home Loan Bank	Fair	1,170,000.00	3.864	01/17/2031	98.503	04/30/2026	1,152,487.44	1,167,784.12	1,152,487.44
3136GCJL0	11208	01GRF	Federal National Mtg Assn	Fair	3,000,000.00	4.000	01/21/2031	98.988	04/30/2026	2,969,667.00	3,000,000.00	2,969,667.00
3130B9RZ5	11214	01GRF	Federal Home Loan Bank	Fair	5,000,000.00	3.851	03/06/2031	98.256	04/30/2026	4,912,845.00	4,997,572.34	4,912,845.00
3130B9R77	11215	01GRF	Federal Home Loan Bank	Fair	1,630,000.00	4.022	03/10/2031	98.563	04/30/2026	1,606,583.42	1,628,416.18	1,606,583.42

**Delaware River Joint TBC
Investment Classification
April 30, 2026**

CUSIP	Investment #	Fund	Issuer	Investment Class	Par Value	YTM	Maturity Date	Market Price	Market Date	Market Value	Book Value	Reported Value
General Reserve Fund												
3130B9UG3	11218	01GRF	Federal Home Loan Bank	Fair	3,715,000.00	4.125	03/11/2031	99.011	04/30/2026	3,678,284.66	3,715,000.00	3,678,284.66
3130BAAD9	11224	01GRF	Federal Home Loan Bank	Fair	2,000,000.00	4.100	04/28/2031	99.191	04/30/2026	1,983,828.00	2,000,000.00	1,983,828.00
				Subtotal	261,161,864.97	4.039				260,900,444.37	261,673,429.30	260,900,444.37
Operating Fund												
38145C752	10108	01OF	Goldman Sachs Ila Fed Port	Amort	3,769.96	2.680		100.000	04/30/2026	3,769.96	3,769.96	3,769.96
91282CMH1	11211	01OF	U.S. Treasury	Fair	9,212,000.00	3.571	01/31/2027	100.285	04/30/2026	9,238,268.57	9,249,383.77	9,238,268.57
				Subtotal	9,215,769.96	3.571				9,242,038.53	9,253,153.73	9,242,038.53
Reserve Maintenance Fund												
38145C752	10106	01RMF	Goldman Sachs Ila Fed Port	Amort	4,243.99	2.680		100.000	04/30/2026	4,243.99	4,243.99	4,243.99
91282CMH1	11210	01RMF	U.S. Treasury	Fair	12,463,000.00	3.571	01/31/2027	100.285	04/30/2026	12,498,538.99	12,513,576.85	12,498,538.99
				Subtotal	12,467,243.99	3.571				12,502,782.98	12,517,820.84	12,502,782.98
Scudder Falls Insurance Reserv												
38145C752	10506	01SFIR	Goldman Sachs Ila Fed Port	Amort	913,277.99	2.680		100.000	04/30/2026	913,277.99	913,277.99	913,277.99
				Subtotal	913,277.99	2.680				913,277.99	913,277.99	913,277.99
Debt Service Reserve Fund Comm												
38145C752	10994	06DSRF	Goldman Sachs Ila Fed Port	Amort	17,787.18	2.680		100.000	04/30/2026	17,787.18	17,787.18	17,787.18
91282CMH1	11212	06DSRF	U.S. Treasury	Fair	47,785,000.00	3.571	01/31/2027	100.285	04/30/2026	47,921,261.79	47,978,919.16	47,921,261.79
				Subtotal	47,802,787.18	3.571				47,939,048.97	47,996,706.34	47,939,048.97
				Total	331,565,305.42	3.936				331,501,954.17	332,358,749.53	331,501,954.17

DELAWARE RIVER JOINT TOLL BRIDGE COMMISSION
Meeting of May 18, 2026
TOLL TRAFFIC AND REVENUE STATISTICS (April 2026)

Summary: The Commission recorded an increase in total toll revenue for April 2026 in comparison to the April 2025 traffic and revenue statistics. Total toll traffic also reflected an increase for the month. It should be noted that the Commission increased toll rates for all vehicle classifications effective January 1, 2026. In addition, it should be noted that cash toll collections were eliminated at TM, I78, EP, and DWG on January 12, 2025.

Analysis of April 2026 / April 2025 toll revenue data comparison:

- Total toll revenue increased by **\$7,290,589** or 43.37 percent at the Commission's eight toll bridges for the month of April.
- Commercial-vehicle toll revenue increased \$4,934,251, or 43.28 percent.
- Passenger-vehicle toll revenue increased \$2,356,338 or 43.57 percent.

Analysis of April 2026 / April 2025 traffic data comparison:

- Total toll traffic increased by **73,892** vehicles, or 1.96 percent for the month.
- Commercial-vehicle traffic decreased by 20,641 vehicles, or 3.46 percent.
- Passenger-vehicle toll traffic increased by 94,533 vehicles, or 2.98 percent.
- Average daily toll traffic for the Commission's toll bridges for April 2026 was 127,963 total vehicles as compared to the 125,500 total vehicles recorded in April 2025, an increase on average of 2,463 vehicles a day.
- Total recorded westbound traffic volume at the 10 toll supported bridges for April 2026 increased by 48,465 vehicles, or 2.80 percent as compared to April 2025. Average daily westbound traffic on the toll supported bridges was 59,479 vehicles in April 2026 as compared to 57,863 vehicles in April 2025, an increase of 1,616 vehicles a day.

Traffic analysis for April 2026:

- Total toll traffic for the eight toll bridges is reflecting a 1.25 percent decrease for the first four months of 2026 as compared to the same four-month period of 2025.
- Westbound traffic on the ten toll supported bridges reflects an increase of 0.9 percent through the first four months of 2026 when compared to 2025.

REGION REVIEW:

Southern Region

Total toll traffic at Trenton-Morrisville (TM) reflected a 1.04 percent increase for April 2026 when compared to April 2025 as the result of the increase of 7,142 cars and the increase of 237 trucks. The Scudder Falls Bridge recorded a 0.66 percent decrease in total toll traffic for April 2026 compared to April 2025 due to decreases of 285 cars and 4,296 trucks. At New Hope-Lambertville (NHL), a decrease of 8,302 cars combined with a decrease of 1,090 trucks resulted in an overall decrease of 6.84 percent in total toll traffic for April 2026 as compared to April 2025.

Central Region

The I-78 Toll Bridge recorded a decrease of 4.42 percent in total toll traffic for the month of April 2026 when compared to April 2025 as the result of the decrease of 13,716 cars and the decrease of 29,106 trucks. At the Easton-Phillipsburg (EP) Toll Bridge, combined decreases of 10,509 passenger vehicles and 10,173 trucks generated a 4.48 percent decrease in total toll traffic for April 2026 as compared to April 2025.

Northern Region

Portland-Columbia (PC) recorded a 14.27 percent increase in total toll traffic during April 2026 compared to April 2025 as the result of the combined increases of 10,521 automobiles and 2,337 trucks. At the Delaware Water Gap (DWG) Toll Bridge, the increase of 104,945 passenger vehicles and the increase of 22,529 trucks generated a total increase of 20.69 percent in toll traffic for April 2026 when compared to April 2025. At Milford-Montague (MM), an increase of 4,737 passenger vehicles and a decrease of 1,079 trucks produced a 4.31 percent increase in total toll traffic for the month of April 2026 as compared to April 2025.

E-ZPass Penetration Rates

The table below provides a comparison of the *E-ZPass* penetration rates for the Commission's eight (8) toll bridges for the months of April 2026 and April 2025, and the year-to-date periods ending April 30, 2026 and April 30, 2025.

		<i>E-ZPass</i> PENETRATION RATES					
		APR. 2026	APR. 2025	Change in Monthly Percentage	YTD 2026	YTD 2025	Change in YTD Percentage
All Toll Bridges	Cars	87.75	86.41	1.34	87.92	87.39	0.53
	Trucks	88.28	86.57	1.71	88.56	88.17	0.39
	Total	87.83	86.44	1.39	88.02	87.52	0.50
Trenton - Morrisville	Cars	87.42	86.04	1.38	87.43	86.59	0.84
	Trucks	85.96	84.49	1.47	86.39	86.30	0.09
	Total	87.27	85.88	1.39	87.32	86.56	0.76
Scudder Falls	Cars	92.36	91.24	1.12	92.34	92.03	0.31
	Trucks	89.34	88.00	1.34	89.62	89.58	0.04
	Total	92.21	91.06	1.15	92.21	91.90	0.31
New Hope - Lambertville	Cars	94.04	93.11	0.93	94.06	93.49	0.57
	Trucks	89.53	88.50	1.03	89.96	89.42	0.54
	Total	93.63	92.69	0.94	93.71	93.14	0.57
I-78	Cars	85.66	82.97	2.69	85.75	84.25	1.50
	Trucks	89.49	87.26	2.23	89.42	88.82	0.60
	Total	86.78	84.30	2.48	86.87	85.72	1.15
Easton - Phillipsburg	Cars	88.83	88.52	0.31	89.20	89.32	-0.12
	Trucks	88.40	85.62	2.78	88.27	86.92	1.35
	Total	88.80	88.27	0.53	89.14	89.12	0.02
Portland - Columbia	Cars	88.73	87.84	0.89	89.17	88.92	0.25
	Trucks	84.90	89.35	-4.45	87.22	88.77	-1.55
	Total	88.19	88.05	0.14	88.92	88.90	0.02
Delaware Water Gap	Cars	83.03	81.45	1.58	83.61	83.26	0.35
	Trucks	87.09	85.48	1.61	87.83	87.60	0.23
	Total	83.78	82.21	1.57	84.41	84.10	0.31
Milford - Montague	Cars	89.63	86.63	3.00	89.44	88.16	1.28
	Trucks	88.20	84.96	3.24	88.12	87.64	0.48
	Total	89.58	86.54	3.04	89.39	88.14	1.25

Starting 11pm on January 12th, 2025, the Commission ceased cash toll collections at TM, I-78, EP and DWG, and completed soft AET conversions at all toll bridges.

DELAWARE RIVER JOINT TOLL BRIDGE COMMISSION
ALL TOLL BRIDGES
COMPARATIVE STATEMENT OF TOLL TRAFFIC AND REVENUE

APRIL 2026

JANUARY 1, 2025 APRIL 30, 2025 120 DAYS		JANUARY 1, 2026 APRIL 30, 2026 120 DAYS		VEHICLE CLASS	MONTH OF APRIL 2026 30 DAYS		MONTH OF APRIL 2025 30 DAYS	
NUMBER OF VEHICLES	TOTAL REVENUE	NUMBER OF VEHICLES	TOTAL REVENUE		NUMBER OF VEHICLES	TOTAL REVENUE	NUMBER OF VEHICLES	TOTAL REVENUE
11,859,356	\$ 20,192,801.85	11,824,294	\$ 28,213,849.80	PASSENGER	3,263,622	\$ 7,791,412.25	3,169,089	\$ 5,454,481.50
-	(186,778.00)		(168,996.00)	<i>Commission Vehicle</i>	-	(26,539.50)	-	(45,947.00)
11,859,356	\$ 20,006,023.85	11,824,294	\$ 28,044,853.80	<i>Non-Rev Crossings</i>				
				TOTAL PASSENGER	3,263,622	\$ 7,764,872.75	3,169,089	\$ 5,408,534.50
465,792	4,246,973.95	373,881	5,016,117.00	2-Axle Trucks	102,500	1,375,656.00	124,055	1,133,680.00
152,934	2,092,126.50	154,507	3,096,280.50	3-Axle Trucks	43,636	874,599.00	39,846	545,806.50
154,052	2,814,936.00	149,172	3,995,218.00	4-Axle Trucks	42,795	1,145,796.00	40,523	741,040.00
1,468,411	33,456,572.50	1,420,567	47,346,242.50	5-Axle Trucks	376,691	12,554,717.50	381,701	8,710,717.50
33,237	904,425.00	34,802	1,377,078.00	6-Axle Trucks	9,351	370,062.00	9,298	253,833.00
1,335	45,356.50	1,055	53,187.00	7-Axle Trucks	290	14,626.50	481	16,129.00
2,275,761	\$ 43,560,390.45	2,133,984	\$ 60,884,123.00	TOTAL TRUCKS	575,263	\$ 16,335,457.00	595,904	\$ 11,401,206.00
14,135,117	\$ 63,566,414.30	13,958,278	\$ 88,928,976.80	TOTAL TOLL VEHICLES	3,838,885	\$ 24,100,329.75	3,764,993	\$ 16,809,740.50
117,793	\$ 529,720.12	116,319	\$ 741,074.81	DAILY AVERAGE	127,963	\$ 803,344.33	125,500	\$ 560,324.68

YTD Rate Change

Traffic (toll)	-1.25%
Autos	-0.30%
Trucks	-6.23%
Revenue	39.90%
Autos	40.18%
Trucks	39.77%

MTD Rate Change

Traffic (toll)	1.96%
Autos	2.98%
Trucks	-3.46%
Revenue	43.37%
Autos	43.57%
Trucks	43.28%

Note: The Commission implemented toll rate increases at all toll bridges on January 1st, 2026.

DELAWARE RIVER JOINT TOLL BRIDGE COMMISSION
TRENTON - MORRISVILLE TOLL BRIDGE
COMPARATIVE STATEMENT OF TOLL TRAFFIC AND REVENUE

APRIL 2026

JANUARY 1, 2025 APRIL 30, 2025 120 DAYS		JANUARY 1, 2026 APRIL 30, 2026 120 DAYS		VEHICLE CLASS	MONTH OF APRIL 2026 30 DAYS		MONTH OF APRIL 2025 30 DAYS	
NUMBER OF VEHICLES	TOTAL REVENUE	NUMBER OF VEHICLES	TOTAL REVENUE		NUMBER OF VEHICLES	TOTAL REVENUE	NUMBER OF VEHICLES	TOTAL REVENUE
2,334,279	\$ 3,999,796.50	2,360,449	\$ 5,663,441.00	PASSENGER	644,758	\$ 1,544,638.75	637,616	\$ 1,100,056.75
	(31,344.00)		(31,750.50)	<i>Commission Vehicle</i>		(4,982.50)		(10,544.00)
2,334,279	\$ 3,968,452.50	2,360,449	\$ 5,631,690.50	<i>Non-Rev Crossings</i>	644,758	\$ 1,539,656.25	637,616	\$ 1,089,512.75
				TOTAL PASSENGER				
93,093	849,426.00	75,490	1,011,195.00	2-Axle Trucks	20,156	269,818.00	24,710	225,966.00
43,381	594,249.00	41,878	841,498.50	3-Axle Trucks	10,641	213,088.50	9,645	132,246.00
27,761	506,798.00	32,302	865,004.00	4-Axle Trucks	8,993	240,866.00	7,032	128,480.00
113,157	2,588,560.00	111,512	3,752,700.00	5-Axle Trucks	31,665	1,066,810.00	29,978	687,122.50
2,854	78,087.00	3,207	128,712.00	6-Axle Trucks	902	36,420.00	753	20,748.00
65	2,093.00	67	3,171.00	7-Axle Trucks	11	521.50	13	430.50
280,311	\$ 4,619,213.00	264,456	\$ 6,602,280.50	TOTAL TRUCKS	72,368	\$ 1,827,524.00	72,131	\$ 1,194,993.00
2,614,590	\$ 8,587,665.50	2,624,905	\$ 12,233,971.00	TOTAL TOLL VEHICLES	717,126	\$ 3,367,180.25	709,747	\$ 2,284,505.75
21,788	\$ 71,563.88	21,874	\$ 101,949.76	DAILY AVERAGE	23,904	\$ 112,239.34	23,658	\$ 76,150.19

YTD Rate Change

Traffic (toll)	0.39%
Autos	1.12%
Trucks	-5.66%
Revenue	42.46%
Autos	41.91%
Trucks	42.93%

MTD Rate Change

Traffic (toll)	1.04%
Autos	1.12%
Trucks	0.33%
Revenue	47.39%
Autos	41.32%
Trucks	52.93%

DELAWARE RIVER JOINT TOLL BRIDGE COMMISSION
 SCUDDER FALLS TOLL BRIDGE
 COMPARATIVE STATEMENT OF TOLL TRAFFIC AND REVENUE

APRIL 2026

JANUARY 1, 2025 APRIL 30, 2025 120 DAYS		JANUARY 1, 2026 APRIL 30, 2026 120 DAYS		VEHICLE CLASS	MONTH OF APRIL 2026 30 DAYS		MONTH OF APRIL 2025 30 DAYS	
NUMBER OF VEHICLES	TOTAL REVENUE	NUMBER OF VEHICLES	TOTAL REVENUE		NUMBER OF VEHICLES	TOTAL REVENUE	NUMBER OF VEHICLES	TOTAL REVENUE
2,434,276	\$ 3,960,056.85	2,376,741	\$ 5,334,712.80	PASSENGER	657,349	\$ 1,473,537.25	657,634	\$ 1,079,426.75
	(22,953.50)		(27,487.50)	<i>Commission Vehicle</i>		(2,148.00)		(2,627.00)
2,434,276	\$ 3,937,103.35	2,376,741	\$ 5,307,225.30	<i>Non-Rev Crossings</i>	657,349	1,471,389.25	657,634	\$ 1,076,799.75
				TOTAL PASSENGER				
71,304	648,209.95	55,573	740,071.00	2-Axle Trucks	15,779	209,995.00	19,418	176,878.00
12,355	167,637.00	12,396	245,449.50	3-Axle Trucks	3,541	70,701.00	3,354	45,829.50
9,325	170,652.00	9,283	249,126.00	4-Axle Trucks	3,284	88,220.00	2,747	50,322.00
47,958	1,092,797.50	44,180	1,470,872.50	5-Axle Trucks	11,887	395,545.00	13,253	302,452.50
648	17,685.00	616	24,483.00	6-Axle Trucks	182	7,251.00	198	5,385.00
59	2,056.50	71	3,597.50	7-Axle Trucks	20	1,016.00	19	643.50
141,649	\$ 2,099,037.95	122,119	\$ 2,733,599.50	TOTAL TRUCKS	34,693	\$ 772,728.00	38,989	\$ 581,510.50
2,575,925	\$ 6,036,141.30	2,498,860	\$ 8,040,824.80	TOTAL TOLL VEHICLES	692,042	\$ 2,244,117.25	696,623	\$ 1,658,310.25
21,466	\$ 50,301.18	20,824	\$ 67,006.87	DAILY AVERAGE	23,068	\$ 74,803.91	23,221	\$ 55,277.01

YTD Rate Change

Traffic (toll)	-2.99%
Autos	-2.36%
Trucks	-13.79%
Revenue	33.21%
Autos	34.80%
Trucks	30.23%

MTD Rate Change

Traffic (toll)	-0.66%
Autos	-0.04%
Trucks	-11.02%
Revenue	35.33%
Autos	36.64%
Trucks	32.88%

DELAWARE RIVER JOINT TOLL BRIDGE COMMISSION
 NEW HOPE - LAMBERTVILLE TOLL BRIDGE
 COMPARATIVE STATEMENT OF TOLL TRAFFIC AND REVENUE

APRIL 2026

JANUARY 1, 2025 APRIL 30, 2025 120 DAYS		JANUARY 1, 2026 APRIL 30, 2026 120 DAYS		VEHICLE CLASS	MONTH OF APRIL 2026 30 DAYS		MONTH OF APRIL 2025 30 DAYS	
NUMBER OF VEHICLES	TOTAL REVENUE	NUMBER OF VEHICLES	TOTAL REVENUE		NUMBER OF VEHICLES	TOTAL REVENUE	NUMBER OF VEHICLES	TOTAL REVENUE
487,449	\$ 787,263.50	417,883	\$ 920,086.25	PASSENGER	116,441	\$ 256,888.00	124,743	\$ 203,078.50
	(24,550.00)		(25,523.50)	<i>Commission Vehicle</i>		(4,756.00)		(3,658.00)
487,449	\$ 762,713.50	417,883	\$ 894,562.75	<i>Non-Rev Crossings</i>	116,441	\$ 252,132.00	124,743	\$ 199,420.50
				TOTAL PASSENGER				
23,861	213,866.00	19,029	251,216.00	2-Axle Trucks	5,239	69,381.00	6,124	54,161.00
4,233	57,606.00	4,289	85,584.00	3-Axle Trucks	1,626	32,500.50	1,426	19,429.50
3,196	58,738.00	2,652	71,008.00	4-Axle Trucks	860	23,094.00	949	17,390.00
13,722	312,367.50	12,718	423,962.50	5-Axle Trucks	3,589	119,702.50	3,782	86,357.50
1,182	32,274.00	909	36,348.00	6-Axle Trucks	200	7,953.00	320	8,814.00
12	392.00	9	409.50	7-Axle Trucks	2	91.00	5	168.00
				TOTAL TRUCKS	11,516	\$ 252,722.00	12,606	\$ 186,320.00
46,206	\$ 675,243.50	39,606	\$ 868,528.00					
533,655	\$ 1,437,957.00	457,489	\$ 1,763,090.75	TOTAL TOLL VEHICLES	127,957	\$ 504,854.00	137,349	\$ 385,740.50
4,447	\$ 11,982.98	3,812	\$ 14,692.42	DAILY AVERAGE	4,265	\$ 16,828.47	4,578	\$ 12,858.02

YTD Rate Change

Traffic (toll)	-14.27%
Autos	-14.27%
Trucks	-14.28%
Revenue	22.61%
Autos	17.29%
Trucks	28.62%

MTD Rate Change

Traffic (toll)	-6.84%
Autos	-6.66%
Trucks	-8.65%
Revenue	30.88%
Autos	26.43%
Trucks	35.64%

DELAWARE RIVER JOINT TOLL BRIDGE COMMISSION
 I78 TOLL BRIDGE
 COMPARATIVE STATEMENT OF TOLL TRAFFIC AND REVENUE

APRIL 2026

JANUARY 1, 2025 APRIL 30, 2025 120 DAYS		JANUARY 1, 2026 APRIL 30, 2026 120 DAYS		VEHICLE CLASS	MONTH OF APRIL 2026 30 DAYS		MONTH OF APRIL 2025 30 DAYS	
NUMBER OF VEHICLES	TOTAL REVENUE	NUMBER OF VEHICLES	TOTAL REVENUE		NUMBER OF VEHICLES	TOTAL REVENUE	NUMBER OF VEHICLES	TOTAL REVENUE
2,333,175	\$ 4,096,999.75	2,332,100	\$ 5,734,930.50	PASSENGER	654,175	\$ 1,606,006.75	667,891	\$ 1,187,850.25
	(15,276.00)		(17,022.00)	<i>Commission Vehicle</i>		(1,969.00)		(4,094.50)
2,333,175	\$ 4,081,723.75	2,332,100	\$ 5,717,908.50	<i>Non-Rev Crossings</i>	654,175	\$ 1,604,037.75	667,891	\$ 1,183,755.75
				TOTAL PASSENGER				
119,481	1,092,870.00	99,200	1,338,071.00	2-Axle Trucks	27,201	366,404.00	33,258	305,180.00
50,190	686,515.50	49,558	991,531.50	3-Axle Trucks	13,731	274,729.50	13,919	190,768.50
66,767	1,217,764.00	60,757	1,625,978.00	4-Axle Trucks	16,379	436,712.00	16,528	302,190.00
848,765	19,322,442.50	797,732	26,532,062.50	5-Axle Trucks	209,635	6,969,007.50	231,158	5,270,182.50
18,526	503,754.00	17,361	684,576.00	6-Axle Trucks	4,686	184,371.00	5,671	154,707.00
820	27,688.00	521	26,215.00	7-Axle Trucks	156	7,779.00	360	12,000.50
				TOTAL TRUCKS	271,788	\$ 8,239,003.00	300,894	\$ 6,235,028.50
1,104,549	\$ 22,851,034.00	1,025,129	\$ 31,198,434.00	TOTAL TOLL VEHICLES	925,963	\$ 9,843,040.75	968,785	\$ 7,418,784.25
3,437,724	\$ 26,932,757.75	3,357,229	\$ 36,916,342.50	DAILY AVERAGE	30,865	\$ 328,101.36	32,293	\$ 247,292.81
28,648	\$ 224,439.65	27,977	\$ 307,636.19					

YTD Rate Change

Traffic (toll)	-2.34%
Autos	-0.05%
Trucks	-7.19%
Revenue	37.07%
Autos	40.09%
Trucks	36.53%

MTD Rate Change

Traffic (toll)	-4.42%
Autos	-2.05%
Trucks	-9.67%
Revenue	32.68%
Autos	35.50%
Trucks	32.14%

DELAWARE RIVER JOINT TOLL BRIDGE COMMISSION
 EASTON - PHILLIPSBURG TOLL BRIDGE
 COMPARATIVE STATEMENT OF TOLL TRAFFIC AND REVENUE

APRIL 2026

JANUARY 1, 2025 APRIL 30, 2025 120 DAYS		JANUARY 1, 2026 APRIL 30, 2026 120 DAYS		VEHICLE CLASS	MONTH OF APRIL 2026 30 DAYS		MONTH OF APRIL 2025 30 DAYS	
NUMBER OF VEHICLES	TOTAL REVENUE	NUMBER OF VEHICLES	TOTAL REVENUE		NUMBER OF VEHICLES	TOTAL REVENUE	NUMBER OF VEHICLES	TOTAL REVENUE
1,543,600	\$ 2,580,657.25	1,493,360	\$ 3,502,278.25	PASSENGER	411,454	\$ 968,349.50	421,963	\$ 712,140.00
	(21,116.50)		(12,266.50)	<i>Commission Vehicle</i>		(2,644.50)		(6,689.50)
				<i>Non-Rev Crossings</i>				
1,543,600	\$ 2,559,540.75	1,493,360	\$ 3,490,011.75	TOTAL PASSENGER	411,454	\$ 965,705.00	421,963	\$ 705,450.50
51,116	466,118.00	38,246	510,914.00	2-Axle Trucks	10,149	135,482.00	14,058	128,503.00
12,811	176,350.50	10,937	221,085.00	3-Axle Trucks	3,172	63,825.00	3,939	53,965.50
9,269	169,070.00	7,713	204,238.00	4-Axle Trucks	2,503	66,308.00	2,799	51,138.00
63,296	1,444,747.50	48,956	1,634,635.00	5-Axle Trucks	13,176	439,787.50	18,328	419,152.50
700	19,152.00	604	24,390.00	6-Axle Trucks	179	7,224.00	228	6,237.00
16	518.00	25	1,179.50	7-Axle Trucks	5	238.00	5	164.50
137,208	\$ 2,275,956.00	106,481	\$ 2,596,441.50	TOTAL TRUCKS	29,184	\$ 712,864.50	39,357	\$ 659,160.50
1,680,808	\$ 4,835,496.75	1,599,841	\$ 6,086,453.25	TOTAL TOLL VEHICLES	440,638	\$ 1,678,569.50	461,320	\$ 1,364,611.00
14,007	\$ 40,295.81	13,332	\$ 50,720.44	DAILY AVERAGE	14,688	\$ 55,952.32	15,377	\$ 45,487.03

YTD Rate Change

Traffic (toll)	-4.82%
Autos	-3.25%
Trucks	-22.39%
Revenue	25.87%
Autos	36.35%
Trucks	14.08%

MTD Rate Change

Traffic (toll)	-4.48%
Autos	-2.49%
Trucks	-25.85%
Revenue	23.01%
Autos	36.89%
Trucks	8.15%

DELAWARE RIVER JOINT TOLL BRIDGE COMMISSION
 PORTLAND - COLUMBIA TOLL BRIDGE
 COMPARATIVE STATEMENT OF TOLL TRAFFIC AND REVENUE

APRIL 2026

JANUARY 1, 2025 APRIL 30, 2025 120 DAYS		JANUARY 1, 2026 APRIL 30, 2026 120 DAYS		VEHICLE CLASS	MONTH OF APRIL 2026 30 DAYS		MONTH OF APRIL 2025 30 DAYS	
NUMBER OF VEHICLES	TOTAL REVENUE	NUMBER OF VEHICLES	TOTAL REVENUE		NUMBER OF VEHICLES	TOTAL REVENUE	NUMBER OF VEHICLES	TOTAL REVENUE
303,244	\$ 510,947.50	315,978	\$ 743,540.75	PASSENGER	88,442	\$ 209,417.00	77,921	\$ 133,162.00
	(22,870.50)		(20,726.00)	<i>Commission Vehicle</i>		(2,864.00)		(5,161.00)
				<i>Non-Rev Crossings</i>				
303,244	\$ 488,077.00	315,978	\$ 722,814.75	TOTAL PASSENGER	88,442	\$ 206,553.00	77,921	\$ 128,001.00
11,477	104,032.00	9,364	124,963.00	2-Axle Trucks	2,599	34,853.00	2,712	24,704.00
4,131	56,475.00	6,681	134,622.00	3-Axle Trucks	2,404	48,759.00	1,307	17,857.50
15,410	282,452.00	14,974	404,852.00	4-Axle Trucks	4,826	131,272.00	4,692	85,502.00
13,462	305,600.00	15,435	512,542.50	5-Axle Trucks	4,627	153,737.50	3,403	77,370.00
175	4,749.00	158	6,306.00	6-Axle Trucks	43	1,731.00	51	1,395.00
7	220.50	7	318.50	7-Axle Trucks	3	136.50		(3.50)
44,662	\$ 753,528.50	46,619	\$ 1,183,604.00	TOTAL TRUCKS	14,502	\$ 370,489.00	12,165	\$ 206,825.00
347,906	\$ 1,241,605.50	362,597	\$ 1,906,418.75	TOTAL TOLL VEHICLES	102,944	\$ 577,042.00	90,086	\$ 334,826.00
2,899	\$ 10,346.71	3,022	\$ 15,886.82	DAILY AVERAGE	3,431	\$ 19,234.73	3,003	\$ 11,160.87

YTD Rate Change

Traffic (toll)	4.22%
Autos	4.20%
Trucks	4.38%
Revenue	53.54%
Autos	48.09%
Trucks	57.07%

MTD Rate Change

Traffic (toll)	14.27%
Autos	13.50%
Trucks	19.21%
Revenue	72.34%
Autos	61.37%
Trucks	79.13%

DELAWARE RIVER JOINT TOLL BRIDGE COMMISSION
 DELAWARE WATER GAP TOLL BRIDGE
 COMPARATIVE STATEMENT OF TOLL TRAFFIC AND REVENUE

APRIL 2026

JANUARY 1, 2025 APRIL 30, 2025 120 DAYS		JANUARY 1, 2026 APRIL 30, 2026 120 DAYS		VEHICLE CLASS	MONTH OF APRIL 2026 30 DAYS		MONTH OF APRIL 2025 30 DAYS	
NUMBER OF VEHICLES	TOTAL REVENUE	NUMBER OF VEHICLES	TOTAL REVENUE		NUMBER OF VEHICLES	TOTAL REVENUE	NUMBER OF VEHICLES	TOTAL REVENUE
2,114,229	\$ 3,731,944.25	2,220,603	\$ 5,594,017.25	PASSENGER	605,539	\$ 1,532,493.50	500,594	\$ 899,098.75
-	(22,505.00)		(17,023.50)	<i>Commission Vehicle</i>		(3,721.50)	-	(5,723.00)
2,114,229	\$ 3,709,439.25	2,220,603	\$ 5,576,993.75	<i>Non-Rev Crossings</i>	605,539	\$ 1,528,772.00	500,594	\$ 893,375.75
				TOTAL PASSENGER				
84,436	772,170.00	69,689	942,203.00	2-Axle Trucks	19,413	263,462.00	20,865	191,742.00
24,945	341,022.00	27,937	559,747.50	3-Axle Trucks	8,266	165,876.00	5,968	81,706.50
21,557	395,158.00	20,882	558,668.00	4-Axle Trucks	5,758	154,208.00	5,570	102,198.00
365,500	8,331,845.00	387,904	12,948,702.50	5-Axle Trucks	101,465	3,388,657.50	81,084	1,851,677.50
9,040	245,679.00	11,913	470,919.00	6-Axle Trucks	3,148	124,683.00	2,049	55,788.00
330	11,566.00	354	18,240.00	7-Axle Trucks	93	4,844.50	78	2,694.00
				TOTAL TRUCKS	138,143	\$ 4,101,731.00	115,614	\$ 2,285,806.00
2,620,037	\$ 13,806,879.25	2,739,282	\$ 21,075,473.75	TOTAL TOLL VEHICLES	743,682	\$ 5,630,503.00	616,208	\$ 3,179,181.75
21,834	\$ 115,057.33	22,827	\$ 175,628.95	DAILY AVERAGE	24,789	\$ 187,683.43	20,540	\$ 105,972.73

YTD Rate Change

Traffic (toll)	4.55%
Autos	5.03%
Trucks	2.54%
Revenue	52.64%
Autos	50.35%
Trucks	53.49%

MTD Rate Change

Traffic (toll)	20.69%
Autos	20.96%
Trucks	19.49%
Revenue	77.11%
Autos	71.12%
Trucks	79.44%

Note: Multiple sinkholes along Interstate 80 near Wharton, NJ, about 35 miles east of the Delaware Water Gap Toll Bridge, forced a full shutdown of the highway in both directions starting March 19, 2025. Repairs were fully completed and all westbound lanes reopened on June 14, 2025.

DELAWARE RIVER JOINT TOLL BRIDGE COMMISSION
MILFORD - MONTAGUE TOLL BRIDGE
COMPARATIVE STATEMENT OF TOLL TRAFFIC AND REVENUE

APRIL 2026

JANUARY 1, 2025 APRIL 30, 2025 120 DAYS		JANUARY 1, 2026 APRIL 30, 2026 120 DAYS		VEHICLE CLASS	MONTH OF APRIL 2026 30 DAYS		MONTH OF APRIL 2025 30 DAYS	
NUMBER OF VEHICLES	TOTAL REVENUE	NUMBER OF VEHICLES	TOTAL REVENUE		NUMBER OF VEHICLES	TOTAL REVENUE	NUMBER OF VEHICLES	TOTAL REVENUE
309,104	\$ 525,136.25	307,180	\$ 720,843.00	PASSENGER	85,464	\$ 200,081.50	80,727	\$ 139,668.50
	(26,162.50)		(17,196.50)	<i>Commission Vehicle</i>		(3,454.00)		(7,450.00)
309,104	\$ 498,973.75	307,180	\$ 703,646.50	<i>Non-Rev Crossings</i>	85,464	\$ 196,627.50	80,727	\$ 132,218.50
				TOTAL PASSENGER				
11,024	100,282.00	7,290	97,484.00	2-Axle Trucks	1,964	26,261.00	2,910	26,546.00
888	12,271.50	831	16,762.50	3-Axle Trucks	255	5,119.50	288	4,003.50
767	14,304.00	609	16,344.00	4-Axle Trucks	192	5,116.00	206	3,820.00
2,551	58,212.50	2,130	70,765.00	5-Axle Trucks	647	21,470.00	715	16,402.50
112	3,045.00	34	1,344.00	6-Axle Trucks	11	429.00	28	759.00
26	822.50	1	56.00	7-Axle Trucks	-	-	1	31.50
15,368	\$ 188,937.50	10,895	\$ 202,755.50	TOTAL TRUCKS	3,069	\$ 58,395.50	4,148	\$ 51,562.50
324,472	\$ 687,911.25	318,075	\$ 906,402.00	TOTAL TOLL VEHICLES	88,533	\$ 255,023.00	84,875	\$ 183,781.00
2,704	\$ 5,732.59	2,651	\$ 7,553.35	DAILY AVERAGE	2,951	\$ 8,500.77	2,829	\$ 6,126.03

YTD Rate Change

Traffic (toll)	-1.97%
Autos	-0.62%
Trucks	-29.11%
Revenue	31.76%
Autos	41.02%
Trucks	7.31%

MTD Rate Change

Traffic (toll)	4.31%
Autos	5.87%
Trucks	-26.01%
Revenue	38.76%
Autos	48.71%
Trucks	13.25%



Delaware River Joint Toll Bridge Commission Toll Supported Bridge - Westbound Traffic Counts April 2026

Bridge	Westbound Volume					
	April 2026	April 2025	% Change	YTD 2026	YTD 2025	% Change
Lower Trenton	455,849	447,963	1.8%	1,700,530	1,717,190	-1.0%
Calhoun Street	317,262	319,715	-0.8%	1,192,726	1,218,982	-2.2%
Washington Crossing	141,410	133,288	6.1%	490,983	490,586	0.1%
New Hope-Lambertville ¹	151,207	149,142	1.4%	540,409	492,015	9.8%
Centre Bridge-Stockton	86,107	92,225	-6.6%	295,569	324,085	-8.8%
Uhlerstown-Frenchtown ^{2,3}	70,462	-		257,248	101,445	153.6%
Upper Black Eddy-Milford ^{2,3}	49,597	78,254	-36.6%	175,660	249,886	-29.7%
Riegelsville	54,861	51,808	5.9%	183,368	179,749	2.0%
Northampton Street	377,040	389,245	-3.1%	1,467,197	1,480,992	-0.9%
Riverton-Belvidere	80,563	74,253	8.5%	281,972	271,786	3.7%
Total	1,784,358	1,735,893	2.8%	6,585,662	6,526,716	0.9%

NOTES:

1. In October 2024, eastbound traffic was detoured over the US Route 202 NH-L TB, under Contract No. TS-694A NH-L TSB Rehabilitation. In October 2024, the traffic counter was reconfigured to count WB traffic only, under Contract No. TS-694A NH-L TSB Rehabilitation. NH-L TSB closed to both directions of traffic from 12:00 AM, January 13, 2025 through 12:00 PM January 23, 2025 due to a pin replacement for Contract No. TS-694A NH-L TSB Rehabilitation. On February 14, 2025, the eastbound traffic detour was removed and the bridge was reopened to two-way traffic. On Monday, March 3, 2025, the traffic counter was reconfigured for two-way traffic. Periodic alternating traffic continued in March 2026 for Contract No. TS-694A NH-L TSB Rehabilitation. Construction under Contract No. T-754A New Hope-Lambertville Toll Bridge All Electronic Tolling (AET) Conversion & PA Abutment Backwall Replacement began on June 18, 2025. Traffic is limited to one lane in each direction over the US Route 202 NH-L TB. Effects of this work can be seen in traffic increases in both directions over the NH-L TSB.

2. On February 20, 2025, westbound (PA-bound) traffic was detoured under Contract No. TS-642A U-F TSB Rehabilitation. UBE-M TSB became the desired detour for PA-bound traffic, and as a result, traffic counts began to increase significantly. Traffic counter was reconfigured to one-way eastbound (NJ-bound) counts on Monday, March 3, 2025. On October 18, 2025, two-way traffic resumed across the bridge, but only on weekends. On October 29, 2025, the bridge was reopened to two-way traffic, with periodic short-term closures on weekdays only, which continued until project completion. As a result, traffic counts at UBE-M TSB began to decrease significantly. Contract No. TS-642A U-F TSB Rehabilitation reached substantial completion on Friday, April 10, 2026.

3. Total traffic volume appears to be correct. However, based on the geometry on the bridge, the location of the traffic sensor, and the driving habits of motorists, we will continue to monitor the Eastbound/Westbound directional percentage split.

**Due to the narrowness of many of the toll-supported bridges, some vehicles drive over the centerline when there is no oncoming traffic, causing directional misclassification.*



Delaware River Joint Toll Bridge Commission Toll-Supported Bridge Traffic Counts April 2026

Bridge	Eastbound				Westbound				Total Volume	
	April 2026		April 2025		April 2026		April 2025		April 2026	April 2025
	Volume	% of Total	Volume	% of Total	Volume	% of Total	Volume	% of Total		
Lower Trenton	87,959	16.2%	89,767	16.7%	455,849	83.8%	447,963	83.3%	543,808	537,730
Calhoun Street	224,919	41.5%	218,085	40.6%	317,262	58.5%	319,715	59.4%	542,181	537,800
Washington Crossing	63,158	30.9%	62,658	32.0%	141,410	69.1%	133,288	68.0%	204,568	195,946
New Hope-Lambertville ¹	135,577	47.3%	124,503	45.5%	151,207	52.7%	149,142	54.5%	286,784	273,645
Centre Bridge-Stockton	61,419	41.6%	61,587	40.0%	86,107	58.4%	92,225	60.0%	147,526	153,812
Uhlerstown-Frenchtown ^{2,3}	50,021	41.5%	48,786	100.0%	70,462	58.5%	-	0.0%	120,483	48,786
Upper Black Eddy-Milford ^{2,3}	61,912	55.5%	72,208	48.0%	49,597	44.5%	78,254	52.0%	111,509	150,462
Riegelsville	40,654	42.6%	40,659	44.0%	54,861	57.4%	51,808	56.0%	95,515	92,467
Northampton Street	155,375	29.2%	169,636	30.4%	377,040	70.8%	389,245	69.6%	532,415	558,881
Riverton-Belvidere	52,938	39.7%	53,837	42.0%	80,563	60.3%	74,253	58.0%	133,501	128,090
Total	933,932	34.4%	941,726	35.2%	1,784,358	65.6%	1,735,893	64.8%	2,718,290	2,677,619

NOTES:

1. In October 2024, eastbound traffic was detoured over the US Route 202 NH-L TB, under Contract No. TS-694A NH-L TSB Rehabilitation. In October 2024, the traffic counter was reconfigured to count WB traffic only, under Contract No. TS-694A NH-L TSB Rehabilitation. NH-L TSB closed to both directions of traffic from 12:00 AM, January 13, 2025 through 12:00 PM January 23, 2025 due to a pin replacement for Contract No. TS-694A NH-L TSB Rehabilitation. On February 14, 2025, the eastbound traffic detour was removed and the bridge was reopened to two-way traffic. On Monday, March 3, 2025, the traffic counter was reconfigured for two-way traffic. Periodic weekday alternating traffic continued in March 2026 for Contract No. TS-694A NH-L TSB Rehabilitation. Construction under Contract No. T-754A New Hope-Lambertville Toll Bridge All Electronic Tolling (AET) Conversion & PA Abutment Backwall Replacement began on June 18, 2025. Traffic is limited to one lane in each direction over the US Route 202 NH-L TB. Effects of this work can be seen in traffic increases in both directions over the NH-L TSB.

2. On February 20, 2025, westbound (PA-bound) traffic was detoured under Contract No. TS-642A U-F TSB Rehabilitation. UBE-M TSB became the desired detour for PA-bound traffic, and as a result, traffic counts began to increase significantly. Traffic counter was reconfigured to one-way eastbound (NJ-bound) counts on Monday, March 3, 2025. On October 18, 2025, two-way traffic resumed across the bridge, but only on weekends. On October 29, 2025, the bridge was reopened to two-way traffic, with periodic short-term closures on weekdays only, which continued until project completion. As a result, traffic counts at UBE-M TSB began to decrease significantly. Contract No. TS-642A U-F TSB Rehabilitation reached substantial completion on Friday, April 10, 2026.

3. Total traffic volume appears to be correct. However, based on the geometry on the bridge, the location of the traffic sensor, and the driving habits of motorists, we will continue to monitor the Eastbound/Westbound directional percentage split.

**Due to the narrowness of many of the toll-supported bridges, some vehicles drive over the centerline when there is no oncoming traffic, causing directional misclassification.*



Delaware River Joint Toll Bridge Commission Toll Supported Bridge - Two Way Traffic Counts April 2026

Bridge	Total Volume					
	April 2026	April 2025	% Change	YTD 2026	YTD 2025	% Change
Lower Trenton	543,808	537,730	1.1%	2,015,572	2,040,106	-1.2%
Calhoun Street	542,181	537,800	0.8%	2,037,950	2,057,476	-0.9%
Washington Crossing	204,568	195,946	4.4%	707,293	734,085	-3.6%
New Hope-Lambertville ¹	286,784	273,645	4.8%	1,048,108	771,802	35.8%
Centre Bridge-Stockton	147,526	153,812	-4.1%	508,532	547,144	-7.1%
Uhlerstown-Frenchtown ^{2,3}	120,483	48,786	147.0%	446,619	274,161	62.9%
Upper Black Eddy-Milford ^{2,3}	111,509	150,462	-25.9%	392,653	485,175	-19.1%
Riegelsville	95,515	92,467	3.3%	325,812	325,067	0.2%
Northampton Street	532,415	558,881	-4.7%	2,080,412	2,118,809	-1.8%
Riverton-Belvidere	133,501	128,090	4.2%	472,072	467,433	1.0%
Total	2,718,290	2,677,619	1.5%	10,035,023	9,821,258	2.2%

NOTES:

1. In October 2024, eastbound traffic was detoured over the US Route 202 NH-L TB, under Contract No. TS-694A NH-L TSB Rehabilitation. In October 2024, the traffic counter was reconfigured to count WB traffic only, under Contract No. TS-694A NH-L TSB Rehabilitation. NH-L TSB closed to both directions of traffic from 12:00 AM, January 13, 2025 through 12:00 PM January 23, 2025 due to a pin replacement for Contract No. TS-694A NH-L TSB Rehabilitation. On February 14, 2025, the eastbound traffic detour was removed and the bridge was reopened to two-way traffic. On Monday, March 3, 2025, the traffic counter was reconfigured for two-way traffic. Periodic alternating traffic continued in March 2026 for Contract No. TS-694A NH-L TSB Rehabilitation. Construction under Contract No. T-754A New Hope-Lambertville Toll Bridge All Electronic Tolling (AET) Conversion & PA Abutment Backwall Replacement began on June 18, 2025. Traffic is limited to one lane in each direction over the US Route 202 NH-L TB. Effects of this work can be seen in traffic increases in both directions over the NH-L TSB.

2. On February 20, 2025, westbound (PA-bound) traffic was detoured under Contract No. TS-642A U-F TSB Rehabilitation. UBE-M TSB became the desired detour for PA-bound traffic, and as a result, traffic counts began to increase significantly. Traffic counter was reconfigured to one-way eastbound (NJ-bound) counts on Monday, March 3, 2025. On October 18, 2025, two-way traffic resumed across the bridge, but only on weekends. On October 29, 2025, the bridge was reopened to two-way traffic, with periodic short-term closures on weekdays only, which continued until project completion. As a result, traffic counts at UBE-M TSB began to decrease significantly. Contract No. TS-642A U-F TSB Rehabilitation reached substantial completion on Friday, April 10, 2026.

3. Total traffic volume appears to be correct. However, based on the geometry on the bridge, the location of the traffic sensor, and the driving habits of motorists, we will continue to monitor the Eastbound/Westbound directional percentage split.

**Due to the narrowness of many of the toll-supported bridges, some vehicles drive over the centerline when there is no oncoming traffic, causing directional misclassification.*



Delaware River Joint Toll Bridge Commission Toll Bridge - Two Way Traffic Counts April 2026

Bridge	Total Volume (all classes)					
	April 2026	April 2025	% Change	YTD 2026	YTD 2025	% Change
Trenton-Morrisville	1,648,434	1,622,797	1.6%	6,060,494	6,060,100	0.0%
Scudder Falls	1,451,061	1,446,595	0.3%	5,247,293	5,357,594	-2.1%
New Hope-Lambertville ^{1, 1A}	325,096	336,404	-3.4%	1,207,183	1,360,151	-11.2%
Interstate 78 ²	1,959,472	2,051,012	-4.5%	7,062,778	7,326,299	-3.6%
Easton - Phillipsburg	1,044,212	1,072,484	-2.6%	3,827,203	3,954,748	-3.2%
Portland-Columbia ^{3,4}	217,363	191,831	13.3%	771,179	731,065	5.5%
Delaware Water Gap ^{3,4}	1,510,299	1,283,032	17.7%	5,559,195	5,262,046	5.6%
Milford - Montague	188,829	184,490	2.4%	678,402	694,812	-2.4%
Total	8,344,766	8,188,645	1.9%	30,413,727	30,746,815	-1.1%

NOTES:

- On January 30, 2024, eastbound traffic detour set in place due to construction under Contract No. TS-694A NH-L TSB Rehabilitation. On February 17, 2025, NH-L TSB eastbound traffic detour was removed and the bridge was reopened to two-way traffic. Construction began for Contract T-754A New Hope-Lambertville Toll Bridge All Electronic Tolling (AET) Conversion & PA Abutment Backwall Replacement on June 18, 2025. Effects of this work can be seen in traffic increases in both directions over the NH-L TSB.
- Construction for Contract T-766A I-78 NJ Roadway Rehabilitation and Power & Communication Infrastructure Improvements began on April 15, 2024. Final completion was reached on July 16, 2025.
- On November 9, 2024, a portion of Route 611 between DWG and P-C was re-opened to traffic in a long-term temporary configuration of one lane, alternating via traffic signals. It will remain in this configuration.
- Between December 2024 and March 2025, multiple sink holes appeared along the Interstate 80 (I-80) corridor near Wharton, NJ, about 35 miles East of the DWG Toll Bridge. On March 19, 2025, Interstate 80 was shut down in both directions. On June 21, 2025 Interstate 80 was re-opened with all lanes in both directions. Effects of this were seen in monthly traffic counts at Delaware Water Gap and Portland – Columbia Toll Bridges.

DELAWARE RIVER JOINT TOLL BRIDGE COMMISSION

Meeting of May 18th, 2026

STATISTICAL SUMMARY OF EXPENDITURES

There follow reports entitled "**Budget vs Actual**" covering the month of April 2026 relative to Toll Bridges, Toll Supported Bridges and Administration Departments.

Total operating expenses plus encumbrance totaled \$7,426,712 for the month of April. For the 2026 fiscal period, total expenses plus encumbrance amounted to \$31,958,105 which represents 84.41% of 2026 year-to-date operating budget.

There were no unusual expenses during the month.

Delaware River Joint Toll Bridge Commission
Budget vs Actual
For the Four Months Ending April 30, 2026

TOTAL COMMISSION

	Annual Budget 2026	YTD Budget 2026	Expended For The Month	Expended Year To Date	Encumbered	Remaining Annual Budget
Regular Employee Salaries	\$28,153,881	8,683,974	\$2,095,614	\$8,447,794	\$0	\$19,706,087
Part-Time Employee Wages	458,975	152,995	18,104	72,833	0	386,142
Overtime Wages	2,903,683	1,485,893	137,515	994,306	0	1,909,377
Pension Contributions	10,184,239	3,227,907	686,691	2,748,788	0	7,435,451
FICA Contributions	2,496,695	768,183	178,763	754,072	0	1,742,623
Regular Employee Healthcare Benefits	16,904,256	5,646,326	1,099,700	4,437,772	0	12,466,484
Life Insurance Benefits	308,218	102,742	23,619	94,771	0	213,447
Unemployment Compensation Benefits	100,000	50,000	0	(841)	0	100,841
Utility Expense	1,252,985	500,358	102,238	354,020	56,851	842,114
Office Expense	386,499	187,977	25,356	75,014	57,581	253,904
Telecommunication Expense	1,564,339	553,443	84,220	383,466	1,440	1,179,432
Information Technology Expense	1,280,617	621,178	60,989	316,237	147,695	816,685
Professional Development/Meetings	956,228	312,268	21,596	88,447	55,485	812,296
Vehicle Maintenance Expense and Fuel	822,227	593,626	98,512	265,748	248,647	307,832
Operations Maintenance Expense	2,575,744	1,378,940	154,080	506,853	645,004	1,423,886
ESS Operating Maintenance Expense	1,567,270	519,301	29,172	301,268	12,840	1,253,162
Commission Expense	24,126	7,375	883	6,557	37	17,531
Uniform Expense	484,231	168,162	24,821	69,541	16,003	398,688
Business Insurance	6,982,559	2,252,565	530,776	2,035,264	0	4,947,295
Licenses & Inspections Expense	25,263	8,421	1,079	3,581	0	21,682
Advertising	61,136	14,046	3,336	4,470	0	56,666
Professional Services	4,483,225	1,545,744	141,224	389,917	6,525	4,086,783
State Police Bridge Security	8,842,902	2,947,693	690,405	2,751,111	0	6,091,791
ETC Equip/Traffic Counter Maint	1,517,000	505,764	105,989	416,081	7,875	1,093,044
General Contingency	475,000	158,341	0	0	0	475,000
ETC Operating Expense	16,402,704	5,467,677	1,412,198	5,185,051	0	11,217,653
Total	\$111,214,000	\$37,860,898	\$7,726,878	\$30,702,122	\$1,255,983	\$79,255,895

Delaware River Joint Toll Bridge Commission
Budget vs Actual
For the Four Months Ending April 30, 2026

ADMINISTRATION*

	Annual Budget 2026	YTD Budget 2026	Expended For The Month	Expended Year To Date	Encumbered	Remaining Annual Budget
OPERATING EXPENSE						
Regular Employee Salaries	\$6,871,756	2,087,156	\$505,238	\$2,023,219	\$0	\$4,848,537
Part-Time Employee Wages	452,000	150,670	18,104	72,833	0	379,167
Overtime Wages	20,721	17,958	235	3,828	0	16,893
Pension Contributions	2,162,733	655,545	150,110	579,717	0	1,583,016
FICA Contributions	532,783	161,704	38,701	155,212	0	377,571
Regular Employee Healthcare Benefits	3,203,500	1,048,636	205,071	832,404	0	2,371,096
Life Insurance Benefits	72,712	23,951	5,323	21,535	0	51,176
Unemployment Compensation Benefits	100,000	50,000	0	(841)	0	100,841
Utility Expense	168,911	70,952	3,125	31,410	0	137,500
Office Expense	263,415	128,235	16,677	51,723	35,750	175,943
Telecommunication Expense	161,578	54,306	8,229	31,819	0	129,759
Information Technology Expense	1,270,700	623,575	60,989	316,237	147,695	806,768
Professional Development/Meetings	817,944	266,572	18,966	75,273	55,485	687,186
Vehicle Maintenance Expense and Fuel	58,636	51,604	3,250	8,443	38,780	11,413
Operations Maintenance Expense	193,163	69,331	12,108	47,066	25,526	120,571
Commission Expense	24,126	7,375	883	6,557	37	17,531
Uniform Expense	10,085	3,278	48	1,007	0	9,078
Business Insurance	521,845	98,950	24,242	47,872	0	473,973
Licenses & Inspections Expense	475	158	0	0	0	475
Advertising	61,136	14,046	3,336	4,470	0	56,666
Professional Services	1,542,490	565,480	118,396	338,393	6,525	1,197,572
General Contingency	475,000	158,341	0	0	0	475,000
OPERATING EXPENSE SUBTOTAL	\$18,985,706	\$6,307,825	\$1,193,030	\$4,648,178	\$309,797	\$14,027,731
ADM OPS AIIOCATION						
TES Allocation			(120,240)	(457,875)		
ADM OPS AIIOCATION SUBTOTAL			(\$120,240)	(\$457,875)		
			\$0	\$0		
TOTAL EXPENSES			\$1,072,789	\$4,190,303		

* Includes Executive, Human Resources, Accounting, EZPass, Purchasing, Information Technology, Community Affairs, Contract/Compliance, and Training & Employee Safety.

Delaware River Joint Toll Bridge Commission
Budget vs Actual
For the Four Months Ending April 30, 2026

ADMINISTRATION - OPERATIONS*

	Annual Budget 2026	YTD Budget 2026	Expended For The Month	Expended Year To Date	Encumbered	Remaining Annual Budget
OPERATING EXPENSE						
Regular Employee Salaries	\$4,389,915	1,345,703	\$307,234	\$1,287,789	\$0	\$3,102,126
Overtime Wages	348,321	185,765	23,722	113,009	0	235,312
Pension Contributions	1,950,928	610,363	141,983	583,698	0	1,367,229
FICA Contributions	477,225	149,055	33,950	141,676	0	335,549
Regular Employee Healthcare Benefits	2,704,429	924,663	175,519	702,655	0	2,001,774
Life Insurance Benefits	60,394	20,418	4,616	18,607	0	41,788
Utility Expense	125,770	53,626	12,132	46,017	0	79,753
Office Expense	50,548	18,596	5,985	12,559	3,105	34,884
Telecommunication Expense	139,784	51,263	6,142	16,480	0	123,303
Professional Development/Meetings	105,150	35,051	2,629	12,925	0	92,226
Vehicle Maintenance Expense and Fuel	111,700	78,734	2,807	46,231	44,301	21,168
Operations Maintenance Expense	422,535	345,700	15,939	122,547	202,794	97,194
ESS Operating Maintenance Expense	1,567,270	519,301	29,172	301,268	12,840	1,253,162
Uniform Expense	62,483	22,388	4,127	13,815	4,507	44,161
Business Insurance	328,535	109,514	24,469	94,504	0	234,031
Licenses & Inspections Expense	2,864	955	179	393	0	2,471
Professional Services	2,940,735	980,264	22,828	51,524	0	2,889,210
OPERATING EXPENSE SUBTOTAL	\$15,788,585	\$5,451,358	\$813,432	\$3,565,697	\$267,546	\$11,955,342
ADM OPS AIIOCATION						
TES Allocation			20,922	79,671		
Toll Operation Allocation			(62,079)	(253,375)		
Bridge Maint Allocation			(243,880)	(1,098,052)		
PSBS Allocation			(404,639)	(1,836,080)		
ADM OPS AIIOCATION SUBTOTAL			(\$689,676)	(\$3,107,835)		
TOTAL EXPENSES			\$123,756	\$457,862		

* Includes Engineering, Maintenance/Toll Operation, Southern Region Maintenance Center, Public Safety and Bridge Security.

Delaware River Joint Toll Bridge Commission
Budget vs Actual
For the Four Months Ending April 30, 2026

SOUTHERN REGION TOLL BRIDGE

	Annual Budget 2026	YTD Budget 2026	Expended For The Month	Expended Year To Date	Encumbered	Remaining Annual Budget
OPERATING EXPENSE						
Regular Employee Salaries	\$3,843,500	1,192,887	\$265,658	\$1,139,443	\$0	\$2,704,057
Overtime Wages	604,616	312,034	23,471	203,007	0	401,609
Pension Contributions	1,389,612	438,770	77,297	373,261	0	1,016,351
FICA Contributions	340,281	104,698	21,967	102,098	0	238,183
Regular Employee Healthcare Benefits	2,409,554	804,847	158,384	637,769	0	1,771,785
Life Insurance Benefits	41,047	13,682	2,898	12,332	0	28,715
Utility Expense	358,208	133,134	25,842	93,549	30,040	234,620
Office Expense	31,562	20,349	1,550	5,502	12,480	13,580
Telecommunication Expense	208,191	78,277	8,186	54,091	0	154,100
Information Technology Expense	6,645	1,148	0	0	0	6,645
Professional Development/Meetings	6,043	1,614	0	0	0	6,043
Vehicle Maintenance Expense and Fuel	246,050	165,180	26,656	62,873	78,368	104,809
Operations Maintenance Expense	455,660	225,147	40,009	128,204	117,203	210,252
Uniform Expense	131,426	44,906	4,870	14,304	918	116,203
Business Insurance	2,220,974	740,339	175,533	693,835	0	1,527,139
Licenses & Inspections Expense	4,764	1,588	0	415	0	4,349
State Police Bridge Security	2,684,443	894,832	209,607	835,237	0	1,849,206
ETC Equipment/Traffic Counter Maint	529,491	176,515	36,756	145,710	1,314	382,468
ETC Operating Expense	6,023,720	2,007,947	516,603	1,905,699	0	4,118,021
OPERATING EXPENSE SUBTOTAL	\$21,535,787	\$7,357,895	\$1,595,286	\$6,407,328	\$240,323	\$14,888,136
ADM OPS AIIOCATION						
TES Allocation			28,168	107,265		
Toll Operation Allocation			23,062	94,129		
Bridge Maint Allocation			131,997	612,988		
PSBS Allocation			117,720	532,394		
ADM OPS AIIOCATION SUBTOTAL			\$300,947	\$1,346,776		
TOTAL EXPENSES			\$1,896,233	\$7,754,104		

Delaware River Joint Toll Bridge Commission
Budget vs Actual
For the Four Months Ending April 30, 2026

CENTRAL REGION TOLL BRIDGE

	Annual Budget 2026	YTD Budget 2026	Expended For The Month	Expended Year To Date	Encumbered	Remaining Annual Budget
OPERATING EXPENSE						
Regular Employee Salaries	\$3,303,846	1,027,460	\$238,814	\$961,804	\$0	\$2,342,042
Overtime Wages	340,328	185,444	13,870	153,777	0	186,551
Pension Contributions	1,140,448	352,031	81,662	310,701	0	829,748
FICA Contributions	278,779	85,775	19,191	84,789	0	193,990
Regular Employee Healthcare Benefits	2,059,073	687,778	135,052	545,330	0	1,513,743
Life Insurance Benefits	34,583	11,528	2,551	10,177	0	24,407
Utility Expense	304,031	127,012	36,361	100,131	9,756	194,143
Office Expense	10,998	7,330	699	2,830	3,206	4,962
Telecommunication Expense	361,143	126,645	25,062	104,082	0	257,061
Information Technology Expense	2,443	(409)	0	0	0	2,443
Professional Development/Meetings	13,773	4,591	0	250	0	13,523
Vehicle Maintenance Expense and Fuel	209,281	163,634	33,635	78,117	32,305	98,859
Operations Maintenance Expense	816,499	383,662	50,126	131,783	119,564	565,151
Uniform Expense	93,743	32,539	8,716	16,726	1,377	75,640
Business Insurance	1,372,120	457,383	107,556	420,300	0	951,820
Licenses & Inspections Expense	4,035	1,345	0	480	0	3,555
State Police Bridge Security	2,458,672	819,574	191,933	764,809	0	1,693,863
ETC Equipment/Traffic Counter Maint	447,462	149,167	31,022	123,212	876	323,374
ETC Operating Expense	6,060,185	2,020,102	522,507	1,915,994	0	4,144,191
OPERATING EXPENSE SUBTOTAL	\$19,311,444	\$6,642,589	\$1,498,756	\$5,725,294	\$167,084	\$13,419,066
ADM OPS ALLOCATION						
TES Allocation			24,596	93,663		
Toll Operation Allocation			20,138	82,195		
Bridge Maint Allocation			23,487	94,827		
PSBS Allocation			88,994	410,241		
ADM OPS ALLOCATION SUBTOTAL			\$157,215	\$680,925		
TOTAL EXPENSES			\$1,655,971	\$6,406,219		

Delaware River Joint Toll Bridge Commission
Budget vs Actual
For the Four Months Ending April 30, 2026

NORTHERN REGION TOLL BRIDGE

	Annual Budget 2026	YTD Budget 2026	Expended For The Month	Expended Year To Date	Encumbered	Remaining Annual Budget
OPERATING EXPENSE						
Regular Employee Salaries	\$3,779,591	1,209,971	\$295,551	\$1,160,930	\$0	\$2,618,661
Overtime Wages	457,490	245,165	16,224	210,926	0	246,563
Pension Contributions	1,341,886	437,197	94,698	383,927	0	957,960
FICA Contributions	324,137	102,669	23,673	104,255	0	219,882
Regular Employee Healthcare Benefits	2,365,744	819,389	152,092	614,288	0	1,751,456
Life Insurance Benefits	39,258	13,464	3,132	12,164	0	27,093
Utility Expense	188,211	76,476	18,796	57,605	17,055	113,551
Office Expense	9,328	6,584	445	2,400	3,041	3,887
Telecommunication Expense	390,457	139,306	21,501	100,815	1,440	288,202
Information Technology Expense	829	(3,137)	0	0	0	829
Professional Development/Meetings	8,310	2,770	0	0	0	8,310
Vehicle Maintenance Expense and Fuel	181,719	128,405	32,164	69,788	54,894	57,038
Operations Maintenance Expense	523,088	283,305	26,918	69,726	152,303	301,059
Uniform Expense	114,781	39,838	762	10,006	8,558	96,217
Business Insurance	1,348,394	449,474	105,498	411,624	0	936,770
Licenses & Inspections Expense	4,199	1,400	483	1,556	0	2,643
State Police Bridge Security	1,549,835	516,622	121,028	482,270	0	1,067,566
ETC Equipment/Traffic Counter Maint	529,491	176,515	36,753	145,701	1,311	382,479
ETC Operating Expense	4,318,798	1,439,628	373,088	1,363,358	0	2,955,440
OPERATING EXPENSE SUBTOTAL	\$17,475,545	\$6,085,040	\$1,322,805	\$5,201,339	\$238,601	\$12,035,605
ADM OPS ALLOCATION						
TES Allocation			23,036	87,722		
Toll Operation Allocation			18,878	77,051		
Bridge Maint Allocation			22,072	89,113		
PSBS Allocation			83,452	384,695		
ADM OPS ALLOCATION SUBTOTAL			\$147,438	\$638,581		
TOTAL EXPENSES			\$1,470,243	\$5,839,920		

Delaware River Joint Toll Bridge Commission
Budget vs Actual
For the Four Months Ending April 30, 2026

SOUTHERN DIVISION TOLL SUPPORTED BRIDGES

	Annual Budget 2026	YTD Budget 2026	Expended For The Month	Expended Year To Date	Encumbered	Remaining Annual Budget
OPERATING EXPENSE						
Regular Employee Salaries	\$2,634,897	857,130	\$225,683	\$844,752	\$0	\$1,790,145
Part-Time Employee Wages	3,487	1,162	0	0	0	3,487
Overtime Wages	542,363	257,605	24,858	142,134	0	400,229
Pension Contributions	996,132	320,734	63,800	230,598	0	765,534
FICA Contributions	243,327	77,805	19,079	75,153	0	168,174
Regular Employee Healthcare Benefits	1,927,643	673,054	123,979	502,087	0	1,425,556
Life Insurance Benefits	26,934	9,352	2,498	9,282	0	17,652
Utility Expense	63,065	23,187	3,763	15,651	0	47,414
Office Expense	10,925	3,642	0	0	0	10,925
Telecommunication Expense	91,659	30,554	3,755	19,014	0	72,645
Professional Development/Meetings	2,874	958	0	0	0	2,874
Vehicle Maintenance Expense and Fuel	8,008	3,793	0	295	0	7,713
Operations Maintenance Expense	90,033	36,390	6,537	2,959	15,491	71,582
Uniform Expense	39,359	13,461	4,605	6,604	643	32,113
Business Insurance	602,266	200,759	47,322	186,041	0	416,225
Licenses & Inspections Expense	5,102	1,701	245	351	0	4,751
State Police Bridge Security	1,356,395	452,141	105,839	421,745	0	934,650
ETC Equipment/Traffic Counter Maint	5,278	1,784	730	730	2,189	2,359
OPERATING EXPENSE SUBTOTAL	\$8,649,748	\$2,965,211	\$632,691	\$2,457,396	\$18,323	\$6,174,029
ADM OPS AIIOCATION						
TES Allocation			11,722	44,638		
Bridge Maint Allocation			54,986	255,340		
PSBS Allocation			56,895	252,859		
ADM OPS AIIOCATION SUBTOTAL			\$123,603	\$552,838		
TOTAL EXPENSES			\$756,294	\$3,010,234		

Delaware River Joint Toll Bridge Commission
Budget vs Actual
For the Four Months Ending April 30, 2026

NORTHERN DIVISION TOLL SUPPORTED BRIDGES

	Annual Budget 2026	YTD Budget 2026	Expended For The Month	Expended Year To Date	Encumbered	Remaining Annual Budget
OPERATING EXPENSE						
Regular Employee Salaries	\$3,211,575	927,116	\$257,435	\$1,029,856	\$0	\$2,181,719
Part-Time Employee Wages	3,487	1,162	0	0	0	3,487
Overtime Wages	589,844	281,922	35,135	167,625	0	422,219
Pension Contributions	1,165,375	401,844	77,141	286,887	0	878,488
FICA Contributions	291,075	83,681	22,202	90,890	0	200,186
Regular Employee Healthcare Benefits	2,190,503	673,326	149,604	603,240	0	1,587,264
Life Insurance Benefits	32,074	9,940	2,601	10,675	0	21,400
Utility Expense	44,790	15,972	2,220	9,656	0	35,133
Office Expense	9,723	3,241	0	0	0	9,723
Telecommunication Expense	211,526	73,094	11,346	57,163	0	154,363
Professional Development/Meetings	2,135	712	0	0	0	2,135
Vehicle Maintenance Expense and Fuel	6,832	2,277	0	0	0	6,832
Operations Maintenance Expense	74,766	35,405	2,444	4,567	12,123	58,077
Uniform Expense	32,355	11,751	1,693	7,079	0	25,276
Business Insurance	588,426	196,146	46,157	181,089	0	407,337
Licenses & Inspections Expense	3,824	1,275	172	386	0	3,438
State Police Bridge Security	793,557	264,524	61,998	247,050	0	546,507
ETC Equipment/Traffic Counter Maint	5,278	1,784	728	728	2,185	2,364
OPERATING EXPENSE SUBTOTAL	\$9,257,146	\$2,985,170	\$670,878	\$2,696,890	\$14,308	\$6,545,948
ADM OPS AIIOCATION						
TES Allocation			11,795	44,916		
Bridge Maint Allocation			11,340	45,784		
PSBS Allocation			57,578	255,890		
ADM OPS AIIOCATION SUBTOTAL			\$80,713	\$346,590		
TOTAL EXPENSES			\$751,591	\$3,043,480		

DELAWARE RIVER JOINT TOLL BRIDGE COMMISSION SYSTEM
STATEMENT OF REVENUE AND EXPENSES FOR THE FOUR MONTHS ENDED APRIL 30, 2026

	Southern Toll Bridges	Central Toll Bridges	Northern Toll Bridges	Toll Bridges Subtotal	Southern Region TSB	Northern Region TSB	TSB Subtotal	Administration Operation	Administration Administrative	ADM Subtotal	TOTAL 2026	TOTAL 2025
TOLL REVENUE												
Net Toll Revenue	21,107,554	41,325,854	22,699,654	85,133,062	-	-	-	-	-	-	85,133,062	60,614,560
EZPass Fee	274,163	547,363	281,139	1,102,666	-	-	-	-	-	-	1,102,666	1,085,752
Net Violation Fee Income	857,155	377,545	576,732	1,811,431	-	-	-	-	-	-	1,811,431	1,165,491
REVENUE FROM TOLL	\$ 22,238,872	\$ 42,250,762	\$ 23,557,525	\$ 88,047,159	\$ -	\$ -	\$ -	\$ -	\$ -	\$ -	\$ 88,047,159	\$ 62,865,804
OPERATING EXPENSE												
Regular Employee Salaries	1,139,443	961,804	1,160,930	3,262,177	844,752	1,029,856	1,874,608	1,287,789	2,023,219	3,311,008	8,447,794	8,267,647
Part-Time Employee Wages	-	-	-	-	-	-	-	-	72,833	72,833	72,833	56,675
Summer Employee Wages	-	-	-	-	-	-	-	-	-	-	-	-
Overtime Wages	203,007	153,777	210,926	567,711	142,134	167,625	309,759	113,009	3,828	116,836	994,306	607,271
Pension Contributions	373,261	310,701	383,927	1,067,888	230,598	286,887	517,484	583,698	579,717	1,163,415	2,748,788	2,685,569
FICA Contributions	102,098	84,789	104,255	291,142	75,153	90,890	166,043	141,676	155,212	296,887	754,072	717,964
Regular Employee Healthcare Benefits	637,769	545,330	614,288	1,797,387	502,087	603,240	1,105,326	702,655	832,404	1,535,059	4,437,772	3,817,688
Life Insurance Benefits	12,332	10,177	12,164	34,672	9,282	10,675	19,957	18,607	21,535	40,142	94,771	95,138
Unemployment Compensation Benefits	-	-	-	-	-	-	-	-	(841)	(841)	(841)	52,234
Utility Expense	93,549	100,131	57,605	251,285	15,651	9,656	25,307	46,017	31,410	77,427	354,020	319,378
Office Expense	5,502	2,830	2,400	10,732	-	-	-	12,559	51,723	64,282	75,014	61,633
Telecommunication Expense	54,091	104,082	100,815	258,989	19,014	57,163	76,178	16,480	31,819	48,300	383,466	467,900
Information Technology Expense	-	-	-	-	-	-	-	-	316,237	316,237	316,237	352,998
Professional Development/Meetings	-	250	-	250	-	-	-	12,925	75,273	88,197	88,447	101,385
Vehicle Maintenance Expense and Fuel	62,873	78,117	69,788	210,779	295	-	295	46,231	8,443	54,674	265,748	160,486
Operations Maintenance Expense	128,204	131,783	69,726	329,714	2,959	4,567	7,526	122,547	47,066	169,613	506,853	320,944
ESS Operating Maintenance Expense	-	-	-	-	-	-	-	301,268	-	301,268	301,268	247,833
Commission Expense	-	-	-	-	-	-	-	-	6,557	6,557	6,557	4,123
Toll Collection Expense	-	-	-	-	-	-	-	-	-	-	-	5,605
Uniform Expense	14,304	16,726	10,006	41,036	6,604	7,079	13,682	13,815	1,007	14,822	69,541	32,302
Business Insurance	693,835	420,300	411,624	1,525,758	186,041	181,089	367,130	94,504	47,872	142,376	2,035,264	1,817,755
Licenses & Inspections Expense	415	480	1,556	2,451	351	386	737	393	-	393	3,581	5,415
Advertising	-	-	-	-	-	-	-	-	4,470	4,470	4,470	3,069
Professional Services	-	-	-	-	-	-	-	51,524	338,393	389,917	389,917	323,656
State Police Bridge Security	835,237	764,809	482,270	2,082,316	421,745	247,050	668,795	-	-	-	2,751,111	2,465,607
ETC Equip/Traffic Counter Maint	145,710	123,212	145,701	414,623	730	728	1,458	-	-	-	416,081	384,846
General Contingency	-	-	-	-	-	-	-	-	-	-	-	-
ETC Operating Expense	1,905,699	1,915,994	1,363,358	5,185,051	-	-	-	-	-	-	5,185,051	3,645,962
TOTAL OP., MAINT., & ADM	\$ 6,407,328	\$ 5,725,294	\$ 5,201,339	\$ 17,333,961	\$ 2,457,396	\$ 2,696,890	\$ 5,154,286	\$ 3,565,697	\$ 4,648,178	\$ 8,213,875	\$ 30,702,122	\$ 27,021,082
ADM OPS ALLOCATION												
TES Allocation	107,265	93,663	87,722	288,650	44,638	44,916	89,554	79,671	(457,875)	(378,204)	-	-
Toll Ops Allocation	94,129	82,195	77,051	253,375	-	-	-	(253,375)	-	(253,375)	-	-
Bridge Maint Allocation	612,988	94,827	89,113	796,928	255,340	45,784	301,124	(1,098,052)	-	(1,098,052)	-	-
Maint/Toll Allocation	-	-	-	-	-	-	-	-	-	-	-	-
PSBS Allocation	532,394	410,241	384,695	1,327,330	252,859	255,890	508,749	(1,836,080)	-	(1,836,080)	-	-
TOTAL ADM OPS ALLOCATION	\$ 1,346,776	\$ 680,925	\$ 638,581	\$ 2,666,283	\$ 552,838	\$ 346,590	\$ 899,428	\$(3,107,835)	\$(457,875)	\$(3,565,711)	\$ -	\$ -
OTHER OPERATING INC/EXP												
Other Operating Income	-	-	-	-	-	-	-	-	272,164	272,164	272,164	272,666
TOTAL OTHER OP INC	\$ -	\$ -	\$ -	\$ -	\$ -	\$ -	\$ -	\$ -	\$ 272,164	\$ 272,164	\$ 272,164	\$ 272,666
NET OPERATING INC	\$ 14,484,767	\$ 35,844,543	\$ 17,717,605	\$ 68,046,915	\$(3,010,234)	\$(3,043,480)	\$(6,053,713)	\$(457,862)	\$(3,918,138)	\$(4,376,000)	\$ 57,617,202	\$ 36,117,387
NON-OPERATING REV/EXP												
Interest Revenue & Unrealized Gain/Loss	-	-	-	-	-	-	-	-	-	-	2,781,496	5,765,276
Other Non-Operating Revenue	-	-	-	-	-	-	-	-	-	-	-	400
Interest Expense	-	-	-	-	-	-	-	-	-	-	(8,336,277)	(8,521,145)
Depreciation Expense	-	-	-	-	-	-	-	-	-	-	(6,410,450)	(6,045,801)
TOTAL NON-OPS REV/EXP	\$ -	\$ -	\$ -	\$ -	\$ -	\$ -	\$ -	\$ -	\$ -	\$ -	\$(11,965,231)	\$(8,801,270)
CHANGE IN NET ASSETS	\$ -	\$ -	\$ -	\$ -	\$ -	\$ -	\$ -	\$ -	\$ -	\$ -	\$ 45,651,971	\$ 27,316,117

DELAWARE RIVER JOINT TOLL BRIDGE COMMISSION

Meeting of May 18, 2026

ADMINISTRATION

The following Pages reflect the reports on those items assigned to the Administration Department. Each item is reported separately and page numbered accordingly.

DELAWARE RIVER JOINT TOLL BRIDGE COMMISSION

Meeting May 18, 2026

PURCHASING REPORT INDEX

MONTH OF APRIL 2026

SUBJECT	DESCRIPTION	PAGE NUMBER
Purchasing	Monthly Purchasing Report covering the month of April 2026	1-7

DELAWARE RIVER JOINT TOLL BRIDGE COMMISSION

Meeting of May 18, 2026

MONTHLY PURCHASING REPORT

Month of April 2026

This report itemizes all orders for purchases made for the month of April 2026, showing the divisions chargeable for the expense and the source of authority for issuance of the Purchase Order. This authority is broken into three categories:

- (1) By authority of the Commission
- (2) By authority of the Executive Director or his designate
- (3) By authority of the Director

The purchasing activities for the month of April 2026 culminated in the preparation and placement of 85 purchase orders in the total amount of \$1,420,267.80. There were no quotes sent out for the month of April.

Significant procurements are shown below:

- Two (2) Purchase Orders were issued, in the total amount of \$184,879.52 for two (2) 2026 Ford F150 police responders and upfit for PSBS;
- One (1) Purchase Order was issued, in the total amount of \$130,247.00 for a 2026 bucket van and upfit for I-78;
- One (1) Purchase Order was issued, in the total amount of \$121,075.31 for a 2026 Ford F350 cabling truck and upfit for EP;
- One (1) Purchase Order was issued, in the total amount of \$86,462.18 for a 2026 F350 crew cab truck and upfit for MM;
- One (1) Purchase Order was issued, in the total amount of \$85,159.18 for a 2026 F250 crew cab truck and upfit for PC.

In addition to the practices employed incidental to purchase of materials, etc., from vendors on a direct basis, the Commission also purchases via direct utilization of the purchasing processes of the State of New Jersey, the Commonwealth of Pennsylvania and other joint purchasing arrangements.

**DELAWARE RIVER JOINT TOLL BRIDGE COMMISSION
REPORT OF PURCHASING ACTIVITIES**

April 2026

PO Number	Vendor Name	General Description	Req Dept	Contract/Resolution/ Comment	** BY AUTHORITY OF **		
					Commission	Director of Purchasing	
20260244	UNITED RENTALS	RENTAL HIGH LIFT FOR LOWER TRENTON BRIDGE	BMAINT			382.00	
20260245	THE ANDERSONS REED AND PERRINE LAWN PRODUCTS, LLC	GROUNDS LANDSCAPING SUPPLIES-(EP)	EP			1,045.40	
20260246	VERSALIFT EAST, INC.	SD- V&E#2026-190-N-03-2026 VERSALIFT BUCKET VAN	SDTS			130,247.00	
	CAPITAL RESERVE						
20260247	FRANK RYMON & SONS	LAWN MAINTENANCE EQUIPMENT AND ACCESSORIES (SEE CL	EP			2,037.00	
20260248	FRANK RYMON & SONS	LAWN MAINTENANCE EQUIPMENT AND ACCESSORIES (SEE CL	EP			2,964.84	
20260249	SUPER HEAT INC	EMERGENCY OIL LINES REPLACMNT (P-C)	PC			16,035.08	
	CAPITAL RESERVE						
20260250	CRESTON HYDRAULICS INC.	SF- V&E#2026-115-R-02-2026 VENTRAC MOWER	SFT			41,548.20	
	CAPITAL RESERVE						
20260251	GREEN POND NURSERY SUPPLY LLC	2026 LANSAPING MATERIALS FOR EP	EP			3,605.00	
20260252	PRECAST MANUFACTURING COMPANY	REPAIR SUPPLIES FOR REPLACING INLET TOPS @ I-78	I78			2,020.00	
20260253	TRANSEdge TRUCK CENTERS - STROUDSBURG (MACK)	MM-2019 MACK REPAIR- TRANSEdge- INV	MM			8,523.46	
20260254	OFFICE BASICS	JANITORIALSUPPLIES FOR EP	EP	COSTARS 05		8,734.39	
20260255	OFFICE BASICS	JANITORIAL SUPPLIES, GENERAL LINE	AB SF	COSTARS 05		5,146.43	
20260256	SET RITE CORPORATION	GARGE DOOR SPRING REPAIR	NHL			885.00	
20260257	NORTHERN TOOL EQUIPMENT COMPANY	HAND TOOLS (POWERED AND NON-POWERED), ACCESSORIES	NHL			994.93	
20260258	OFFICE BASICS	JANITORIAL SUPPLIES, GENERAL LINE	NHL	COSTARS 05		9,545.33	
20260259	FRED BEANS FORD	SD- V&E#2026-190-R-01-2026 F150 RESPONDER 1of2	SDTS			92,439.76	
	CAPITAL RESERVE						

**DELAWARE RIVER JOINT TOLL BRIDGE COMMISSION
REPORT OF PURCHASING ACTIVITIES**

April 2026

PO Number	Vendor Name	General Description	Req Dept	Contract/Resolution/ Comment	** BY AUTHORITY OF **		
					Commission	Director of Purchasing	Director
20260260	BENSALEM LAWN EQUIP	LAWN MAINTENANCE EQUIPMENT AND ACCESSORIES (SEE CL	NHL			4,429.35	
20260261	FRED BEANS FORD	SD- V&E#2026-190-N-02-2026 F150 RESPONDER 2of2	SDTS		92,439.76		
	CAPITAL RESERVE						
20260262	COOPER ELECTRIC SUPPLY CO	Transformer and Transfer for 1.19NJ Cabinet	ESS	PA COSTARS 18-040-044		1,601.38	
20260263	GRAINGER	CLOTHING: SST UNIFORMS	TES	OMNIA 16154		5,189.78	
20260264	FRED BEANS FORD	ND-V&E#2026-270-R-01-2026 FORD F350 CABLING TRUCK	NDTS		121,075.31		
	CAPITAL RESERVE						
20260265	FRED BEANS FORD	PC- V&E# 2026-310-R-03-2026 FORD F250-QUOTE	PC		85,159.18		
	CAPITAL RESERVE						
20260266	FRED BEANS FORD	MM- V&E#2026-330-R-01-2026 FORD F350 TRUCK W/UPFIT	MM		86,462.18		
	CAPITAL RESERVE						
20260267	LOWES	WASHER/DRYER REPLACEMNT	MM	NJ-18-00235		1,328.10	
20260268	SKD TRYON'S INC	SF- V&E#2026-115-N-01-2026 TRUCK ACCSRY- QUOTE	SFT		9,890.00		
	CAPITAL RESERVE						
20260269	GRAINGER	DESK (SGT OFFICE)	DWG	OMNIA 16154		754.79	
20260270	STARR UNIFORM	CLOTHING: MAINTENANCE	DWG	COSTARS 12		6,735.39	
20260271	RK INDUSTRIES GROUP	CLOTHING: MAINTENANCE	DWG			1,822.50	
20260272	HAJOCA CORPORATION	PLUMBING SUPPLY (DWG)	DWG			821.96	
20260273	CHAMPION TIRE	NHL- SMARTCAR TIRES- PARTS- QUOTE	NHL			571.80	
20260274	SUPER HEAT INC	BOILER REPAIR	DWG			567.57	
20260275	SUPER HEAT INC	BOILER REPAIR WATER PRESSURE SWITCH	DWG			670.06	
20260276	JTECHUSA	NHL- V&E#2026-120-R-01-2026 MACK TMA UNIT- QUOTE	NHL		58,216.00		

**DELAWARE RIVER JOINT TOLL BRIDGE COMMISSION
REPORT OF PURCHASING ACTIVITIES**

April 2026

PO Number	Vendor Name	General Description	Req Dept	Contract/Resolution/ Comment	Commission	** BY AUTHORITY OF ** Director of Purchasing	Director
CAPITAL RESERVE							
20260277	JTECHUSA	NHL- V&E# 2026-120-R-02-2026 VERMAC SIGN BRD-QUOTE	NHL		21,199.48		
CAPITAL RESERVE							
20260278	JTECHUSA	SRMC-V&E#2026-135-R-01-2026 MASH TRAILER 1/2-QUOTE	SRMC		41,817.50		
CAPITAL RESERVE							
20260279	JTECHUSA	SRMC-V&E#2026-135-R-02-2026 MASH TRAILER 2/2-QUOTE	SRMC		41,817.50		
CAPITAL RESERVE							
20260280	JTECHUSA	I78- V&E#2026-210-R-02-2026 AB 15L TRAILER- QUOTE	I78		6,005.59		
CAPITAL RESERVE							
20260281	JTECHUSA	I78- V&E#2026-210-R-03-2026 AB UNIT 2/2 Quote	I78		6,005.59		
CAPITAL RESERVE							
20260282	JTECHUSA	EP- V&E#2026-220-R-02-2026 AB TRAILER 1/2- QUOTE	EP		6,005.59		
CAPITAL RESERVE							
20260283	JTECHUSA	EP- V&E#2026-220-R-03-2026 AB TRAILER 2/2- QUOTE	EP		6,005.59		
CAPITAL RESERVE							
20260284	EMR POWER SYSTEMS LLC	EMERGENCY GENERATOR REPAIR (25K)	DWG	NJ T-2848		905.90	
20260285	KENCOR, LLC	ELEVATOR, REPROGRAM PHONE (NHL)	NHL			617.46	
20260286	ACS SERVICES LLC	DAIKIN MINI SPLIT REPAIR (NHL)	SFT			670.00	
20260287	DEERE & COMPANY	DWG-V&E#2026-320-R-01-2026- JD 3039 TRACTOR-QUOTE	DWG		80,687.48		
CAPITAL RESERVE							
20260288	SKD TRYON'S INC	NHL- GRAPHICS REPLACEMENT- INV- OUTSIDE EXPENSE	SDTS			900.00	
20260289	SKD TRYON'S INC	NHL- BUMPER PAINT & INSTALL- INV- OUTSIDE EXPENSE	SDTS			600.00	

**DELAWARE RIVER JOINT TOLL BRIDGE COMMISSION
REPORT OF PURCHASING ACTIVITIES**

April 2026

PO Number	Vendor Name	General Description	Req Dept	Contract/Resolution/ Comment	** BY AUTHORITY OF **		
					Commission	Director of Purchasing	Director
20260290	HILLTOP SALES & SERVICE, INC.	MM-V&E#2026-330-N-02-2026 GRADER BLADE-QUOTE	MM		6,195.00		
	CAPITAL RESERVE						
20260291	DEERE & COMPANY	NHL-V&E#2026-120-R-03-2026- X758 TRACTOR- QUOTE	NHL		26,858.96		
	CAPITAL RESERVE						
20260292	EMR POWER SYSTEMS LLC	EMERGENCY GENERATOR REPAIR (125K)	DWG	NJ T-2848		884.68	
20260293	PERFORMANCE TIRE CO.	EP- TIRES FOR BP-23- QUOTE	EP			878.88	
20260294	SARTINI PLUMBING AND HEATING	I-78 ADMIN/WELCOME CTR SEWER LINE CLOG	I78			1,707.00	
20260295	AMERICAN TEST CENTER	BUCKET TRUCKS-TEST/INSPECTIONS 2026	DWG			1,380.00	
20260296	HILLTOP SALES & SERVICE, INC.	AUTOMOTIVE PART & ACCESSORIES	DWG	PA4400028317		722.53	
20260297	FYR-FYTER SALES & SERVICE, INC.	FIRE EXTINGUISHER,INSPECTION &TAGGING,SOUTH REGION	SRMC	NJ T-0576		215.00	
20260298	HILLTOP SALES & SERVICE, INC.	PC- V&E#2026-310-N-01-2026 JD 970R MOWER- QUOTE	PC		21,883.78		
	CAPITAL RESERVE						
20260299	STARR UNIFORM	x8 4XL Portwest Shirts w/ Logo	PSBS	COSTARS 12		408.00	
20260300	CRESTON HYDRAULICS INC.	NHL-V&E# 2026-120-N-05-2026 HYDRO PLOW- QUOTE	NHL		9,566.25		
	CAPITAL RESERVE						
20260301	OFFICE BASICS	JANITORIAL SUPPLIES, GENERAL LINE	SRMC	COSTARS 5		4,721.90	
20260302	OFFICE BASICS	JANITORIAL SUPPLIES FOR I-78	I78	COSTARS 5		7,009.44	
20260303	J PIP'S PAVING COMPANY	PARKING LOT EXTENSION MC-113 (I-78)	I78		25,000.00		
	CAPITAL RESERVE						
20260304	HOLLYWOOD FENCE, LLC	FENCE REPLACEMENT PROJECT MC-112 (I-78)	I78		20,528.76		
	CAPITAL RESERVE						
20260305	OVERHEAD DOOR OF SCRANTON	OVER HEAD DOOR REPAIR CAPITAL PROJECT MN-111	MM		22,650.00		
	CAPITAL RESERVE						

**DELAWARE RIVER JOINT TOLL BRIDGE COMMISSION
REPORT OF PURCHASING ACTIVITIES**

April 2026

PO Number	Vendor Name	General Description	Req Dept	Contract/Resolution/ Comment	** BY AUTHORITY OF **	
					Commission	Director of Purchasing
20260306	OFFICE BASICS	JANITORIAL SUPPLIES, GENERAL LINE (TM)	TM	COSTARS 5		3,880.53
20260307	FRED BEANS FORD	TM- BP SEAT REPAIR- OUTSIDE AUTO- INV	TM			2,121.15
20260308	BORTEK INDUSTRIES	SRMC- SWEEPER BATTERIES- PARTS- QUOTE	SRMC			1,325.84
20260309	ACS SERVICES LLC	ACS SERVICES NHLT AC2 FAN RUNNING	NHL			670.00
20260310	TP TRAILERS	PC- V&E#2026-310-R-02-2026 20 TON TRAILER-QUOTE	PC		44,004.90	
	CAPITAL RESERVE					
20260311	TRENTON JOE AND SON EMBROIDERY	CLOTHING: MAINTENANCE SWEATSHIRTS	EO		438.00	
20260312	ADVANCED MICRO COMPUTER SPECIALISTS INC.	REMOTE ACCESS SOFTWARE MAINTENANCE RENEWAL	IT			10,758.30
20260313	MITCHELL 1	MITCHELL1 AUTO REPAIR SOFTWARE RENEWAL	IT			3,780.00
20260314	HOFFMAN SERVICES, INC.	NHL- V&E# 2026-220-N-01 2026- VEH LIFT- QUOTE	NHL		44,500.00	
	CAPITAL RESERVE					
20260315	WILSON PRODUCTS COMPRESSED GAS	DWG- V&E# 2026-320-R-02-2026 WELDING UNIT- QUOTE	DWG		30,366.80	
	CAPITAL RESERVE					
20260316	FERGUSON & MCCANN INC	GAS PUMP REPAIR (EP)	EP			609.00
20260317	FRED BEANS FORD OF WASHINGTON	I78- BP-11 WATER PUMP REPLACEMENT- OUTSIDE EXP-INV	I78			3,362.06
20260318	OMB POWER	SRMC-V&E#2026-135-R-03-2026 60" MOWER-QUOTE-(1of2)	SRMC		17,946.11	
	CAPITAL RESERVE					
20260319	OMB POWER	SRMC-V&E#2026-135-R-04-2026 60" MOWER-QUOTE-(2of2)	SRMC		17,946.11	
	CAPITAL RESERVE					
20260320	OFFICE BASICS	CANISTER SUGAR	ENG	COSTARS 05		254.56
20260321	PMG SM PA LLC	I-78 AQUAPHALT CRACK SEALER	I78			1,839.00

**DELAWARE RIVER JOINT TOLL BRIDGE COMMISSION
REPORT OF PURCHASING ACTIVITIES**

April 2026

PO Number	Vendor Name	General Description	Req Dept	Contract/Resolution/ Comment	** BY AUTHORITY OF **			
					Commission	Director of Purchasing	Director	
20260322	FRED BEANS FORD	TM- BP-1 REPAIR- ENG LIGHT- INV	TM			1,540.63		
20260323	GRAINGER	FIRST AID SUPPLIES (CPR MASKS & MOUTHPIECES)	TES	OMNIA 16154		2,424.20		
20260324	RESPONSE WORKS	EDUCATIONAL AND TRAINING SERVICES	TES			39,500.00		
20260325	SIGNAL SERVICE INC	NHST fiber Media cage update	ESS	COSTARS 18		4,346.00		
20260326	HORWITH FREIGHTLINER TRUCK CEN	EP-F750-REPAIR-OUTSIDE-AUTO-SERVICE-ORDER-R1010444	EP			589.66		
20260327	CRAFCO INC	ROADSAVER 221 TAR	I78			1,552.50		
20260328	TP TRAILERS	EP- V&E#2026-220-N-01-2026 ENCLOSED TRAILER- QUOTE	EP		18,775.66			
CAPITAL RESERVE								
Purchase Order Count: 85					AUTHORITY TOTALS:	<u>\$1,119,470.12</u>	<u>\$300,797.68</u>	<u>\$0.00</u>
					GRAND TOTAL:	<u>\$1,420,267.80</u>		

Delaware River Joint Toll Bridge Commission
Meeting of May 18, 2026

**E-ZPASS/CUSTOMER SERVICE REPORT
APRIL 2026**

SUBJECT	DESCRIPTION	PAGE NUMBER
E-ZPass/Customer Service Operations Report	E-ZPass/Customer Service April	1-3

Delaware River Joint Toll Bridge Commission
Meeting of May 18, 2026

**E-ZPASS/CUSTOMER SERVICE REPORT
APRIL 2026**

E-ZPass Account and Transponder Information as reported by Conduent State and Local Solutions, Inc. (CSC/VPC Provider)

Total Number of Migrated DRJTBC and NJ CSC E-ZPass Accounts

Migrated Business Accounts	Migrated Private Accounts	Total Number of Migrated Accounts	Total Number of NJ CSC Active Accounts
1,654	77,339	78,993	4,306,274

Total Number of Migrated DRJTBC (029) Transponders and NJ CSC E-ZPass Transponders

Migrated Business Account Transponders	Migrated Private Account Transponders	Total Number of Migrated Transponders	Total Number of NJ CSC Active Transponders
9,228	131,323	140,551	6,645,410

**E-ZPASS/CUSTOMER SERVICE REPORT
APRIL 2026**

Customer Service Report:

CSRs perform service with quick responses to:

- Emails
- Phone Calls
- Service Requests
- Commission E-ZPass Issues

Emails and SRs are handled daily by an assigned CSR. All the proper details are gathered so that we can assist the customer in a quick and efficient manner

Total Calls	Total Minutes and Average Duration	Average Wait Time
417	1,728 minutes – 4:10 minutes per call	0:00

Web Inquiries (Acct Updates, Violations, Disputes)	109
Service Requests (Acct Updates, Violation Notifications, E-ZPass + TBP Inquiries)	121

Computer kiosks are accessible for customer use if needed at both locations.

Walk-ins

I-78	DWG	SF	Total
29	5	13	47

Toll Monitoring:

- Bridge vehicle views were a total of 11,389 per day for all 8 bridges - Volume would depend on bridge size and use
- Total monthly vehicle views 296,114
- Average views per CSR, per day is calculated from the total daily views of 11,389 divided by 7 CSRs = 1,627 per day average
- Weekly CSR volume will depend on the assigned bridge, which is on a rotating basis.

**E-ZPASS/CUSTOMER SERVICE REPORT
APRIL 2026**

Other current E-ZPass duties include:

- Assisting law enforcement
- Notifying Toll Audit and In-lane when any issues we see arise
- Monitoring Superload crossings
- Daily calls with other Agencies in the NJ Consortium

CSC/VPC Post-Migration Collection Update:

As a result of post-migration collection efforts from May 2014 – April 2026, New Jersey E-ZPass reports \$34,836,067.23 collected in tolls and \$74,062,821.82 collected in fees.

Additional Info:

- New customer service window has been installed at SF. It provides easy and safe access for both the customer and CSR.
- Weekly WebEx meetings to go over details
- Continual training will be given per CSR, here at Scudder Falls
- Interoffice training between I78 and DWG is also taking place

DELAWARE RIVER JOINT TOLL BRIDGE COMMISSION
Meeting of May 18, 2026

ELECTRONIC TOLL COLLECTION PROGRAM

MONTH OF APRIL 2026

SUBJECT	DESCRIPTION	PAGE NUMBER
ETC PROGRAM	Electronic Toll Collection Program Report	1-5

DELAWARE RIVER JOINT TOLL BRIDGE COMMISSION
Meeting of May 18, 2026

ELECTRONIC TOLL COLLECTION PROGRAM
MONTH OF APRIL 2026

The following items were recently initiated, accomplished or performed during the above noted month:

Activities for the In-Lane Toll System

1. Lane equipment cleaning is a constant activity during this time of year. Firmware upgrades are continuing on all UPS units. In addition, UPS units are affected by the extreme cold and battery conditions are being checked. Also, all lane cameras are being checked for image clarity.
2. Commission Staff is working with TransCore to identify locations within the Commission's facilities for TransCore to store spare parts that are used by their technicians when responding to various in-lane toll system issues.
3. Commission Staff and TransCore meet monthly to review and discuss system operational and maintenance items. A weekly call also takes place to briefly review system maintenance items for the week.

Activities for the E-ZPass Customer Service Center/Violation Processing Center

1. Conduent continues to develop the real time digital payment function at the NJ E-ZPass CSC for toll by plate customers. Conduent revised the terms and conditions that will be displayed on the NJ E-ZPass website, and comments were provided from the NJTA. Conduent has released this functionality into the NJ CSC software, and they are proceeding with testing it through a small group of individuals.
2. The NJ E-ZPass CSC launched the Amnesty Program in June 2025. NJ MVC legislation was passed and NJTA is working with the MVC on the programs. There are two programs: the Amnesty Program and the Vehicle Registration Suspension Program. The Amnesty Program must run for 180 days, with no lookback timeframe, meaning the program can go back as far as the violator wants to pay. Violation transactions after the start of the program are NOT eligible. The program is open to all violators (from any state), with tolls and fees that are \$500 or more prior to June 2025. The program must offer a 25% reduction of the fees, the program will collect 100% of the toll revenue. When applying payment, 100% of the toll amount will be satisfied first, followed by AET fees and administrative fees. The amount owed must be paid in full of no payment plan. A violator may make arrangements for a payment plan, outside of the Amnesty Program. For the NJ MVC Vehicle Registration Suspension, the transactions criteria include all NJ E-ZPass agency violations, unpaid tolls, administration fees and AET fees totaling \$500 or more; or 60 or more violations with

DELAWARE RIVER JOINT TOLL BRIDGE COMMISSION
Meeting of May 18, 2026

at least one having occurred after January 2024 (legislation date). The Amnesty Program was completed in November 2025 and the NJTA has identified the first group of vehicles to request registration suspension. These vehicles are currently under administrative review by the NJTA.

3. TransCore continues to coordinate with Conduent for the testing for the new toll host that is being deployed to support the Hard AET conversion at the New Hope – Lambertville Toll Bridge, along with the other toll plazas. Test transactions were completed in the lanes and these test transactions were provided to Conduent to process in their test system. Conduent returned reconciliation files from the NJ CSC to TransCore completing that phase of the testing. Additional testing was coordinated and will take place in the near future. TransCore and Conduent are working on network changes to connect the new toll hosts to the NJ CSC.
4. The NJTA, as the lead agency, is facilitating all meetings with the other agencies and Conduent to manage the implementation of outstanding system elements for the New Jersey E-ZPass Customer Service Center.

AET Program

1. Rummel, Klepper & Kahl, LLP (RK&K) participated in New Hope – Lambertville All Electronic Tolling related meetings with PKF for the construction project as needed. During the reporting period RK&K prepared responses to Requests for Information (RFI) from the construction team and issued change of plans as needed. Additionally, RK&K completed several reviews of construction submittals from the contractor.
2. Commission Staff, TransCore and the RK&K team participated in bi-weekly project status meetings. TransCore submitted the updated schedule that addressed previously provided review comments. The revised schedule is under review by RK&K and comments will be shared with TransCore. TransCore submitted the Transition Plan, Production Readiness On-Site First Installation Test Plan, Infinity Reports, Report Development Requirement Research documents, training material and several system manuals that are being review by Commission Staff and RK&K.
3. TransCore completed the installation of the Primary Toll Host and is working with the Commission’s IT Department and the New Jersey Customer Service Center (NJ CSC) to establish connectivity and data exchanges. The secondary toll host installation at a separate Equinix location is now complete.
4. TransCore facilitated follow-up meetings with Conduent to coordinate connectivity testing between the new in-lane toll system and the NJ Customer Service Center.

DELAWARE RIVER JOINT TOLL BRIDGE COMMISSION
Meeting of May 18, 2026

TransCore submitted the revised CSC Integration Test Plan that addressed review comments and the document was shared with Conduent for their review and information. Conduent provided their comments on the remaining tests. TransCore created several test transactions using the new AET system at the NH-L Toll Bridge and submitted them to Conduent to process in the NJ E-ZPass customer service center test system to confirm conformance with the interface control documents. Conduent processed the test transactions and returning reconciliation files to TransCore.

5. TransCore completed the Factory Acceptance Testing of the AET system at the New Hope – Lambertville (NH-L) Toll Bridge. TransCore is preparing for several retests that are needed for the Factory Acceptance Testing that was completed for the AET system at the New Hope – Lambertville (NH-L) Toll Bridge. TransCore is also preparing for the Production Readiness On-Site First Installation Test at the NH-L Toll Bridge.
6. TransCore staff continue to meet with the New Hope – Lambertville Toll Bridge AET Conversion construction team to discuss the construction progress and to coordinate the all-electronic-tolling equipment installation and testing schedules.
7. For the T-M Toll Bridge AET design project, Commission Staff and Atkins Réalis USA Inc. held several project status meetings. Atkins Réalis submitted the project schedule revision number seven. Atkins Réalis is addressing review comments from the Preliminary Design (60% complete) plans, specifications and estimate submission. Atkins Réalis completed a field view meeting to further understand the mounting of the Commission’s microwave traffic counter that monitors the Route 1 eastbound traffic. During the field view, the design team also inspected the electrical circuits that control the highway lighting for the Pennsylvania Avenue interchange. They also reviewed the elevator in the new operations building for access control to the existing toll plaza tunnel.
8. Under a Task Order Assignment, the RK&K team is preparing preliminary (30% complete) design plans for the conversion to hard all electronic tolling (AET) at the I-78, Easton-Phillipsburg, Portland-Columbia, Delaware Water Gap and Milford-Montague Toll Bridges. A project kick-off meeting was completed and RK&K reviewed existing plans and documents in the Commission’s Engineering Records Room. Commission Staff and the design team completed a second workshop to review and discuss the refinements to each alternative and to select a preferred option to continue with the design process.

DELAWARE RIVER JOINT TOLL BRIDGE COMMISSION
Meeting of May 18, 2026

General Electronic Toll Collection Program Activities

1. Mr. Stracciolini facilitated the IAG E-ZPass Executive Management Committee meetings. At the August 2025 IAG EMC Meeting, Mr. Stracciolini was elected by the members to serve as Chair to the EMC.
2. Mr. Stracciolini facilitated the IAG Service Corporation meetings. At the December 12, 2024, IAG Service Corp. Board of Directors Meeting, a resolution was approved electing and appointing Mr. Stracciolini as the Chair of the IAG Service Corporation, effective December 12, 2024.
3. Mr. Stracciolini participated on the IAG Policy Committee meetings.
4. Mr. stracciolini participated on the IAG Procurement Committee meetings.
5. Mr. Stracciolini is participating in the Non-toll Business Opportunity Task Force.
6. Mr. Stracciolini is serving on the International Bridge, Tunnel & Turnpike Association's (IBTTA) 2026 Engineering and Construction Task Force and the Toll Revenue Assurance Committee.

**Delaware River Joint Toll Bridge Commission
Meeting of May 18, 2026**

**CONTRACT COMPLIANCE REPORT INDEX
Month of April 2026**

SUBJECT	DESCRIPTION	PAGE NUMBER
Contract Compliance Program Operations Report	Operations Report April 2026	1-20

**Delaware River Joint Toll Bridge Commission
Meeting of May 18, 2026**

**CONTRACT COMPLIANCE REPORT INDEX
Month of April 2026**

TABLE OF CONTENTS

IBE PROGRAM

	PAGES
• IBE Program Overview	3
• Compliance IBE Scores Overview	4
• IBE Summary Reports	5
• Active Construction Projects Payments, Workforce & Ethnicity Utilization Scores	6-8
• Active Professional Projects Payments Detail and Scores	9-10
• Completed Construction Projects Payments, Workforce & Ethnicity Utilization Scores	11-15
• Completed Professional Projects Payments Detail and Scores	16-17

MWSBE Program

• MWSBE Minority (7%), Women (3%), and Small Business (25%) Enterprise Program Overview	18
• MWSBE Program Commitments for Professional and Construction (Active & Completed Pie Charts)	19
• MWSBE Professional & Construction Projects Final Commitment	20

Delaware River Joint Toll Bridge Commission
Meeting of May 18, 2026

IBE PROGRAM OVERVIEW

The Delaware River Joint Toll Bridge Commission (Commission) established an IBE Program (MBE/WBE/SBE/DBE/DsBE/VBE) with a target of 25% for all Professional Services and Construction Contracts awarded by the Commission effective July 1, 2014. To date, the Commission has awarded **(112)** contracts with the IBE Program requirements. Currently, there are **(56) active** projects and **(56) completed** projects.

IBE Program Requirements

The Commission began using Elation Systems effective January 2017, as the online system for Payment Verification and Certified Payroll Reporting (CPR). All contracts awarded by the Commission to a Prime Consultant/Prime Contractor and their Subconsultants and Subcontractors use this service free of charge. Online training is available to vendors on how to use Elation Systems. The Contract Compliance Department and Elation Support Staff are available to assist all users.

The Contract Compliance Department (CCD) monitors and posts and reports data regarding all payments. The CCD also reviews all Certified Payrolls submitted into Elation Systems.

The following are all mandatory requirements:

Company On-Line Registration:

- i.* All Primes must register their company and activate an account in Elation Systems; *and*
- ii.* All Primes must also ensure that all Subconsultants and Subcontractors register their company and activate an account in Elation Systems.

Payment Verification:

- i.* Prime Contractors must post all payments to their Subconsultants and/or Subcontractors in Elation Systems; *and*
- ii.* Prime Contractors and their Subconsultants and/or Subcontractors must confirm all payments received in Elation Systems.

Certified Payroll Reporting:

- i.* All Prime Contractors are responsible for assigning someone from their staff with the responsibility to review, approve, and upload their CPR(s) on a weekly basis into Elation Systems; *and*
- ii.* All Prime Contractors must also ensure that their Subcontractors upload their CPR(s) on a weekly basis into Elation Systems.

Prime Consultants / Contractors IBE Target performance will be displayed / available on the Commission's public website.

**Delaware River Joint Toll Bridge Commission
Meeting of May 18, 2026**

**Contract Compliance Department
Compliance IBE Scores Overview**

The Commission through its Contract Compliance Department has instituted a Compliance Score Ranking that will be included in the Monthly Contract Compliance Report for all Professional Services and Construction Projects.

The Compliance Score Ranking is an ongoing summary of data presented on Active and Completed contracts, which includes the tracking of payments from Prime Consultants and Contractors to IBE Subconsultants and Subcontractors, and the Prime Contractors Workforce Utilization. The Scores will illustrate the progress and participation to meet the Targets by Prime Consultants and Contractors as part of the IBE program.

The complete and timely reporting of payments and certified payrolls to the Elation Systems by the Prime Consultants and Prime Contractors, and their Subconsultants and Subcontractors, will assist the Prime Consultant and Prime Contractor in tracking the data to meet their targets.

Accordingly, each Prime will also be given a final grade at the completion of each project. Additionally, the data will be uploaded onto the Commission’s public website monthly.

The Score(s) are factored using the following criteria:

IBE PAYMENTS

The payments by the Prime Consultant / Contractor to each of their IBE Subconsultants / Subcontractors will be calculated based on the criteria set by the Commission’s 25% IBE Target.

WORKFORCE UTILIZATION

Workforce utilization contains two levels of scoring and documents the hourly employee utilization by workforce type, ethnicity and gender.

IBE Payments Legend	
Score Rankings	IBE Commitment Participation
A+	45% & above
A	35% to 44.9%
B+	30% to 34.9%
B	25% to 29.9%
C+	20% to 24.9%
C	15% to 19.9%
D+	10% to 14.9%
D	5% to 9.9%
F	4.9% & below

Workforce Utilization Legend		
Score Rankings	Workforce Commitment Participation	Ethnicity & Gender Participation
A+	30% & above	25% & a above
A	25% to 29.9%	15% to 24.9%
B+	20% to 24.9%	over 15%
B	15% to 19.9%	10% to 14.9%
C+	10% to 14.9%	over 10%
C	10% to 14.9%	7.5% to 9.9%
D+	5% to 9.9%	over 7.5%
D	5% to 9.9%	5% to 7.4%
F	4.9% & below	4.9% & below

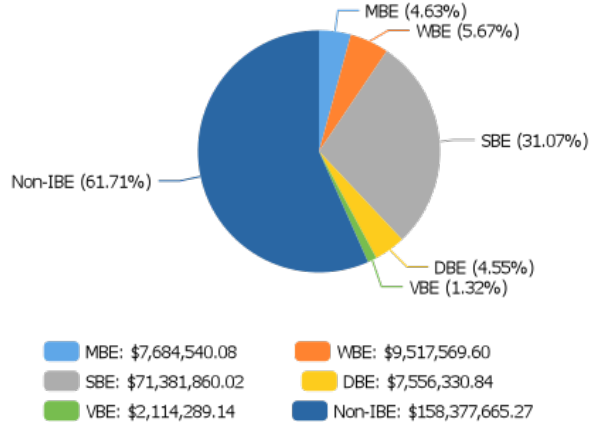
Delaware River Joint Toll Bridge Commission

Meeting of May 18, 2026

Summary - Professional Services and Construction Contractors 25% IBE Target Status

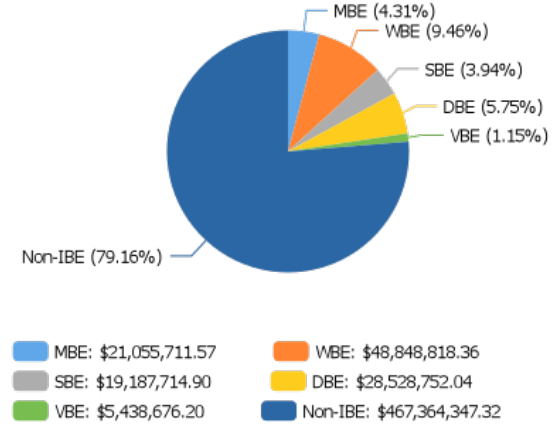
ACTIVE PROJECTS

Current IBE Status: 38.29%
 Total Payments to Prime: \$158,377,665.27
 Total Payments to IBEs: \$98,254,589.68



COMPLETED PROJECTS

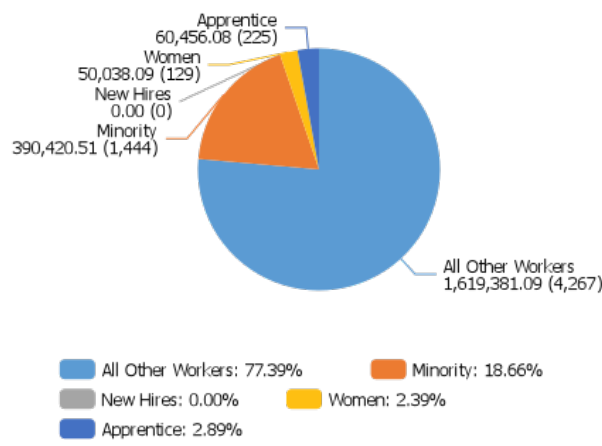
Final IBE Status: 20.84%
 Total Prime Awarded Contract Values: \$590,368,527.06
 Total Payments to Prime: \$467,364,347.32
 Total Payments to IBEs: \$123,004,178.74



Summary - Prime Contractor(s) & Subcontractor(s) Workforce Utilization Categories By Hours, Workers & Ethnicity

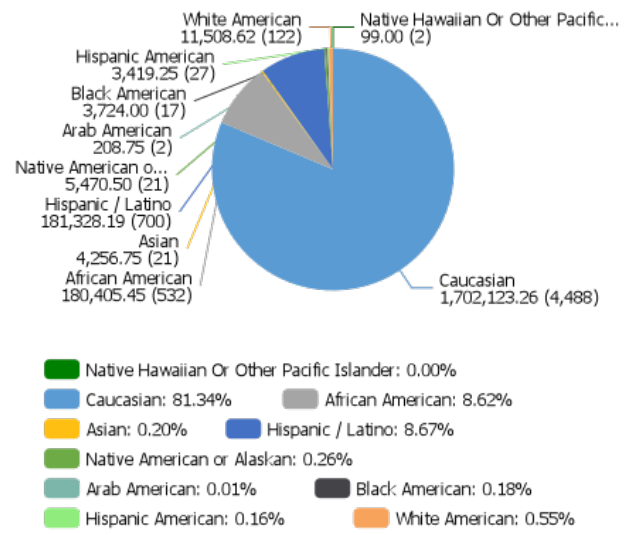
Workers Categories

Hours, Percentages and Workers
 Total Hours Worked: 2,092,543.77



Ethnicity Categories

Hours, Percentages and Workers
 Total Number of Workers: 5,932



(Percentage is based on work hours)

(Percentage is based on work hours)

Active Professional & Construction Projects Payment Summary		Initial Contract Value	Prime P / T / D	IBE P / T / D	IBE Actual	Score
Professional and Construction Projects Totals		\$314,129,195.25	\$158,377,665.27	\$98,254,589.68	38.29%	A
Professional Services Projects Totals		\$98,805,044.46	\$53,876,859.18	\$21,187,692.93	28.23%	B
Completed Professional & Construction Projects Payment Summary		Contract Value	Prime P / T / D	IBE P / T / D	IBE Actual	Score
Professional and Construction Projects Totals		\$590,368,526.06	\$467,364,347.32	\$123,004,178.74	20.84%	C+
Professional Services Projects Totals		\$56,480,327.36	\$38,940,072.49	\$17,540,254.87	31.06%	B+

ACTIVE CONSTRUCTION PROJECTS														
Payments Summary				Workforce Hours Summary 27.79%					Ethnicity Participation Summary					
Initial Contract Value	Total Prime P / T / D	Total IBE P / T / D	Total IBE %	Payments Score (Total IBE Payments)	Total Number of Workers	Total Hours Worked	Caucasian Hours	Total Minority Hours	Total Women Hours	Workforce Score (Total Hours Worked)	Caucasian %	Minority %	Women %	Ethnicity Score (Total Participation)
\$215,324,150.79	\$104,500,806.09	\$77,066,896.75	42.45%	A	1,666	354,195.07	259,687.70	94,507.37	3,928.09	A	73.32%	26.68%	1.11%	A+

COMPLETED CONSTRUCTION PROJECTS														
Payments Summary				Workforce Hours Summary 19.68%					Ethnicity Participation Summary					
Total Contracts Value	Total Prime P / T / D	Total IBE P / T / D	Total IBE %	Payments Score (Total IBE Payments)	Total Number of Workers	Total Hours Worked	Caucasian Hours	Total Minority Hours	Total Women Hours	Workforce Score (Total Hours Worked)	Caucasian %	Minority %	Women %	Ethnicity Score (Total Participation)
\$533,888,198.70	\$428,424,274.83	\$105,463,923.87	19.75%	C	4,444	1,738,348.70	1,442,435.56	295,913.14	46,110.00	B	82.98%	17.02%	2.65%	A

Delaware River Joint Toll Bridge Commission

Meeting of May 18, 2026

Active Construction Projects - Summary's & Scores (IBE Payments, Workforce Hours & Ethnicity Participation)

Date: From 07/01/2014 To 04/30/2026

IBE Payments Legend	
Score Rankings	IBE Commitment Participation
A+	45% & above
A	35% to 44.9%
B+	30% to 34.9%
B	25% to 29.9%
C+	20% to 24.9%
C	15% to 19.9%
D+	10% to 14.9%
D	5% to 9.9%
F	4.9% & below

Total of all Primes Contract Values \$215,324,150.79

Total Payments to all Primes \$104,500,806.09

Total Payments to all IBEs \$77,066,896.75

IBE Target 25.00%

IBE Actual 42.45%

Workforce Utilization Legend		
Score Rankings	Workforce Commitment Participation	Ethnicity & Gender Participation
A+	30% & above	25% & above
A	25% to 29.9%	15% to 24.9%
B+	20% to 24.9%	over 15%
B	15% to 19.9%	10% to 14.9%
C+	10% to 14.9%	over 10%
C	10% to 14.9%	7.5% to 9.9%
D+	5% to 9.9%	over 7.5%
D	5% to 9.9%	5% to 7.4%
F	4.9% & below	4.9% & below

ACTIVE CONSTRUCTION PROJECTS														
Payments Summary					Workforce Hours Summary 27.79%					Ethnicity Participation Summary				
Initial Contract Value	Total Prime P / T / D	Total IBE P / T / D	Total IBE %	Payments Score (Total IBE Payments)	Total Number of Workers	Total Hours Worked	Caucasian Hours	Total Minority Hours	Total Women Hours	Workforce Score (Total Hours Worked)	Caucasian %	Minority %	Women %	Ethnicity Score (Total Participation)
\$215,324,150.79	\$104,500,806.09	\$77,066,896.75	42.45%	A	1,666	354,195.07	259,687.70	94,507.37	3,928.09	A	73.32%	26.68%	1.11%	A+

DB-540A/B/C TRANSCORE, LP - Electronic Toll Collection System Replacement - Design, Build & Maintain														
Payments Summary					Workforce Hours Summary 53.31%					Ethnicity Participation Summary				
Initial Contract Value	Total Prime P / T / D	Total IBE P / T / D	Total IBE %	Payments Score (Total IBE Payments)	Total Number of Workers	Total Hours Worked	Caucasian Hours	Total Minority Hours	Total Women Hours	Workforce Score (Total Hours Worked)	Caucasian %	Minority %	Women %	Ethnicity Score (Total Participation)
\$14,628,213.63	\$11,230,227.20	\$2,316,211.51	17.10%	C	15	2,040.00	952.50	1,087.50	0.00	A+	46.69%	53.31%	0.00%	A+

DB-724A SCHNEIDER ELECTRIC Electronic Surveillance/Detection System Maintenance Contract														
Payments Summary					Workforce Hours Summary 45.89%					Ethnicity Participation Summary				
Initial Contract Value	Total Prime P / T / D	Total IBE P / T / D	Total IBE %	Payments Score (Total IBE Payments)	Total Number of Workers	Total Hours Worked	Caucasian Hours	Total Minority Hours	Total Women Hours	Workforce Score (Total Hours Worked)	Caucasian %	Minority %	Women %	Ethnicity Score (Total Participation)
\$5,217,520.75	\$1,402,730.84	\$215,551.42	13.32%	D+	57	717.00	479.00	238.00	91.00	A+	66.81%	33.19%	12.69%	A+

DB-768B DYNAMIC SECURITY, LLC (IBE) dba SECUNI / Network Video Management System (NVMS) Integrator Services														
Payments Summary					Workforce Hours Summary 0.00%					Ethnicity Participation Summary				
Initial Contract Value	Total Prime P / T / D	Total IBE P / T / D	Total IBE %	Payments Score (Total IBE Payments)	Total Number of Workers	Total Hours Worked	Caucasian Hours	Total Minority Hours	Total Women Hours	Workforce Score (Total Hours Worked)	Caucasian %	Minority %	Women %	Ethnicity Score (Total Participation)
\$104,074.00	\$-	\$87,232.80	100.00%	A+	0	0.00	0.00	0.00	0.00	N/A	0.00%	0.00%	0.00%	N/A

DB-792A TRANSCORE, LP - In-Lane All Electronic Toll Collection System (Design, Build and Maintain)														
Payments Summary					Workforce Hours Summary 5.22%					Ethnicity Participation Summary				
Initial Contract Value	Total Prime P / T / D	Total IBE P / T / D	Total IBE %	Payments Score (Total IBE Payments)	Total Number of Workers	Total Hours Worked	Caucasian Hours	Total Minority Hours	Total Women Hours	Workforce Score (Total Hours Worked)	Caucasian %	Minority %	Women %	Ethnicity Score (Total Participation)
\$11,835,042.00	\$4,388,192.01	\$-	0.00%	N/A	20	853.00	808.50	44.50	0.00	D	94.78%	5.22%	0.00%	D

T-519A BRACY CONSTRUCTION, INC. / Southern Operations and Maintenance Facilities Improvements - Trenton Morrisville, Langhorne, and New Hope														
Payments Summary					Workforce Hours Summary 20.23%					Ethnicity Participation Summary				
Initial Contract Value	Total Prime P / T / D	Total IBE P / T / D	Total IBE %	Payments Score (Total IBE Payments)	Total Number of Workers	Total Hours Worked	Caucasian Hours	Total Minority Hours	Total Women Hours	Workforce Score (Total Hours Worked)	Caucasian %	Minority %	Women %	Ethnicity Score (Total Participation)
\$59,300,150.96	\$49,169,986.32	\$10,050,476.10	16.97%	C	618	118,762.03	95,260.78	23,501.25	529.84	B+	80.21%	19.79%	0.45%	A

T-754A PKF-MARK III, INC / New Hope - Lambertville Toll Bridge All Electronic Tolling (AET) Conversion & PA Abutment Backwall Replacement														
Payments Summary					Workforce Hours Summary 12.36%					Ethnicity Participation Summary				
Initial Contract Value	Total Prime P / T / D	Total IBE P / T / D	Total IBE %	Payments Score (Total IBE Payments)	Total Number of Workers	Total Hours Worked	Caucasian Hours	Total Minority Hours	Total Women Hours	Workforce Score (Total Hours Worked)	Caucasian %	Minority %	Women %	Ethnicity Score (Total Participation)
\$11,863,715.00	\$5,784,206.81	\$-	0.00%	N/A	148	17,323.54	16,300.17	1,023.37	1,117.75	C	94.09%	5.91%	6.45%	D

Delaware River Joint Toll Bridge Commission

Meeting of May 18, 2026

Active Construction Projects - Summary's & Scores (IBE Payments, Workforce Hours & Ethnicity Participation)

Date: From 07/01/2014 To 04/30/2026

IBE Payments Legend	
Score Rankings	IBE Commitment Participation
A+	45% & above
A	35% to 44.9%
B+	30% to 34.9%
B	25% to 29.9%
C+	20% to 24.9%
C	15% to 19.9%
D+	10% to 14.9%
D	5% to 9.9%
F	4.9% & below

Total of all Primes Contract Values \$215,324,150.79

Total Payments to all Primes \$104,500,806.09

Total Payments to all IBEs \$77,066,896.75

IBE Target 25.00%

IBE Actual 42.45%

Workforce Utilization Legend		
Score Rankings	Workforce Commitment Participation	Ethnicity & Gender Participation
A+	30% & above	25% & above
A	25% to 29.9%	15% to 24.9%
B+	20% to 24.9%	over 15%
B	15% to 19.9%	10% to 14.9%
C+	10% to 14.9%	over 10%
C	10% to 14.9%	7.5% to 9.9%
D+	5% to 9.9%	over 7.5%
D	5% to 9.9%	5% to 7.4%
F	4.9% & below	4.9% & below

T-766A CRISDEL GROUP, INC. / I-78 NJ Roadway Rehabilitation and Power & Communication Infrastructure Improvements														
Payments Summary					Workforce Hours Summary 36.28%					Ethnicity Participation Summary				
Initial Contract Value	Total Prime P / T / D	Total IBE P / T / D	Total IBE %	Payments Score (Total IBE Payments)	Total Number of Workers	Total Hours Worked	Caucasian Hours	Total Minority Hours	Total Women Hours	Workforce Score (Total Hours Worked)	Caucasian %	Minority %	Women %	Ethnicity Score (Total Participation)
\$22,494,884.42	\$16,159,118.76	\$6,335,785.34	28.17%	B	203	29,869.50	19,139.00	10,730.50	107.00	A+	64.08%	35.92%	0.36%	A+

TS-590A J.D. ECKMAN, INC. / Northampton St. TSB Rehabilitation														
Payments Summary					Workforce Hours Summary 22.68%					Ethnicity Participation Summary				
Initial Contract Value	Total Prime P / T / D	Total IBE P / T / D	Total IBE %	Payments Score (Total IBE Payments)	Total Number of Workers	Total Hours Worked	Caucasian Hours	Total Minority Hours	Total Women Hours	Workforce Score (Total Hours Worked)	Caucasian %	Minority %	Women %	Ethnicity Score (Total Participation)
\$15,487,427.50	\$10,879,493.81	\$3,917,310.23	26.47%	B	111	35,867.50	27,733.25	8,134.25	0.00	B+	77.32%	22.68%	0.00%	A

TS-642A ANSELM I & DeCICCO (IBE) / Uhlertown - Frenchtown Toll-Supported Bridge Rehabilitation														
Payments Summary					Workforce Hours Summary 35.62%					Ethnicity Participation Summary				
Initial Contract Value	Total Prime P / T / D	Total IBE P / T / D	Total IBE %	Payments Score (Total IBE Payments)	Total Number of Workers	Total Hours Worked	Caucasian Hours	Total Minority Hours	Total Women Hours	Workforce Score (Total Hours Worked)	Caucasian %	Minority %	Women %	Ethnicity Score (Total Participation)
\$22,216,237.00	\$-	\$19,619,287.43	100.00%	A+	125	48,435.50	31,367.00	17,068.50	185.00	A+	64.76%	35.24%	0.38%	A+

TS-694A/B/C/D/E ANSELM I & DeCICCO (IBE) / New Hope Lambertville TSB Rehabilitation														
Payments Summary					Workforce Hours Summary 42.07%					Ethnicity Participation Summary				
Initial Contract Value	Total Prime P / T / D	Total IBE P / T / D	Total IBE %	Payments Score (Total IBE Payments)	Total Number of Workers	Total Hours Worked	Caucasian Hours	Total Minority Hours	Total Women Hours	Workforce Score (Total Hours Worked)	Caucasian %	Minority %	Women %	Ethnicity Score (Total Participation)
\$27,589,084.53	\$-	\$25,521,780.40	100.00%	A+	168	60,545.75	35,082.25	25,463.50	8.00	A+	57.94%	42.06%	0.01%	A+

TTS-734A MOUNT CONSTRUCTION CO., INC. (IBE) / JOC - Bridge, Highway & Civil Work - North Region														
Payments Summary					Workforce Hours Summary 26.07%					Ethnicity Participation Summary				
Initial Contract Value	Total Prime P / T / D	Total IBE P / T / D	Total IBE %	Payments Score (Total IBE Payments)	Total Number of Workers	Total Hours Worked	Caucasian Hours	Total Minority Hours	Total Women Hours	Workforce Score (Total Hours Worked)	Caucasian %	Minority %	Women %	Ethnicity Score (Total Participation)
\$7,000,000.00	\$-	\$6,962,308.81	100.00%	A+	148	22,646.75	18,609.25	4,037.50	1,866.50	A	82.17%	17.83%	8.24%	A

TTS-735A MOUNT CONSTRUCTION CO., INC. (IBE) / JOC - Bridge, Highway & Civil Work - South Region														
Payments Summary					Workforce Hours Summary 20.75%					Ethnicity Participation Summary				
Initial Contract Value	Total Prime P / T / D	Total IBE P / T / D	Total IBE %	Payments Score (Total IBE Payments)	Total Number of Workers	Total Hours Worked	Caucasian Hours	Total Minority Hours	Total Women Hours	Workforce Score (Total Hours Worked)	Caucasian %	Minority %	Women %	Ethnicity Score (Total Participation)
\$2,500,000.00	\$-	\$2,040,952.71	100.00%	A+	97	8,008.50	6,369.50	1,639.00	23.00	B+	79.53%	20.47%	0.29%	A

TTS-783A J. FLETCHER CREAMER & SON, INC. / On-Call Beam Guide Rail and Attenuator Replacement														
Payments Summary					Workforce Hours Summary 32.08%					Ethnicity Participation Summary				
Initial Contract Value	Total Prime P / T / D	Total IBE P / T / D	Total IBE %	Payments Score (Total IBE Payments)	Total Number of Workers	Total Hours Worked	Caucasian Hours	Total Minority Hours	Total Women Hours	Workforce Score (Total Hours Worked)	Caucasian %	Minority %	Women %	Ethnicity Score (Total Participation)
\$2,087,801.00	\$303,750.00	\$-	0.00%	N/A	52	1,183.00	803.50	379.50	0.00	A+	67.92%	32.08%	0.00%	A+

Delaware River Joint Toll Bridge Commission

Meeting of May 18, 2026

Active Construction Projects - Summary's & Scores (IBE Payments, Workforce Hours & Ethnicity Participation)

Date: From 07/01/2014 To 04/30/2026

IBE Payments Legend	
Score Rankings	IBE Commitment Participation
A+	45% & above
A	35% to 44.9%
B+	30% to 34.9%
B	25% to 29.9%
C+	20% to 24.9%
C	15% to 19.9%
D+	10% to 14.9%
D	5% to 9.9%
F	4.9% & below

Total of all Primes Contract Values \$215,324,150.79

Total Payments to all Primes \$104,500,806.09

Total Payments to all IBEs \$77,066,896.75

IBE Target 25.00%

IBE Actual 42.45%

Workforce Utilization Legend		
Score Rankings	Workforce Commitment Participation	Ethnicity & Gender Participation
A+	30% & above	25% & above
A	25% to 29.9%	15% to 24.9%
B+	20% to 24.9%	over 15%
B	15% to 19.9%	10% to 14.9%
C+	10% to 14.9%	over 10%
C	10% to 14.9%	7.5% to 9.9%
D+	5% to 9.9%	over 7.5%
D	5% to 9.9%	5% to 7.4%
F	4.9% & below	4.9% & below

TTS-784A MOUNT CONSTRUCTION CO., INC. / JOC - Bridge, Highway, and Civil Work - North Region														
Payments Summary					Workforce Hours Summary 21.78%					Ethnicity Participation Summary				
Initial Contract Value	Total Prime P / T / D	Total IBE P / T / D	Total IBE %	Payments Score (Total IBE Payments)	Total Number of Workers	Total Hours Worked	Caucasian Hours	Total Minority Hours	Total Women Hours	Workforce Score (Total Hours Worked)	Caucasian %	Minority %	Women %	Ethnicity Score (Total Participation)
\$3,000,000.00	\$928,143.70	\$-	0.00%	N/A	25	2,887.50	2,258.50	629.00	0.00	B+	78.22%	21.78%	0.00%	A

TTS-785A MOUNT CONSTRUCTION CO., INC. / JOC - Bridge, Highway, and Civil Work - South Region														
Payments Summary					Workforce Hours Summary 28.86%					Ethnicity Participation Summary				
Initial Contract Value	Total Prime P / T / D	Total IBE P / T / D	Total IBE %	Payments Score (Total IBE Payments)	Total Number of Workers	Total Hours Worked	Caucasian Hours	Total Minority Hours	Total Women Hours	Workforce Score (Total Hours Worked)	Caucasian %	Minority %	Women %	Ethnicity Score (Total Participation)
\$4,000,000.00	\$1,479,759.11	\$-	0.00%	N/A	25	1,840.00	1,309.00	531.00	0.00	A	71.14%	28.86%	0.00%	A+

TTS-786A MOUNT CONSTRUCTION CO., INC. / JOC - Building and Facility Work - North Region														
Payments Summary					Workforce Hours Summary 0.00%					Ethnicity Participation Summary				
Initial Contract Value	Total Prime P / T / D	Total IBE P / T / D	Total IBE %	Payments Score (Total IBE Payments)	Total Number of Workers	Total Hours Worked	Caucasian Hours	Total Minority Hours	Total Women Hours	Workforce Score (Total Hours Worked)	Caucasian %	Minority %	Women %	Ethnicity Score (Total Participation)
\$3,000,000.00	\$140,294.57	\$-	0.00%	N/A	5	257.00	257.00	0.00	0.00	F	100.00%	0.00%	0.00%	F

TTS-787A A.P. CONSTRUCTION, INC. / JOC - Building and Facility Work - South Region														
Payments Summary					Workforce Hours Summary 0.00%					Ethnicity Participation Summary				
Initial Contract Value	Total Prime P / T / D	Total IBE P / T / D	Total IBE %	Payments Score (Total IBE Payments)	Total Number of Workers	Total Hours Worked	Caucasian Hours	Total Minority Hours	Total Women Hours	Workforce Score (Total Hours Worked)	Caucasian %	Minority %	Women %	Ethnicity Score (Total Participation)
\$3,000,000.00	\$2,634,902.96	\$-	0.00%	N/A	21	2,958.50	2,958.50	0.00	0.00	F	100.00%	0.00%	0.00%	F

Delaware River Joint Toll Bridge Commission

Meeting of May 18, 2026

Active Professional Services Projects Payments Detail Report

Date: From 07/01/2014 To 04/30/2026

IBE Payments Legend	
Score Rankings	IBE Commitment Participation
A+	45% & above
A	35% to 44.9%
B+	30% to 34.9%
B	25% to 29.9%
C+	20% to 24.9%
C	15% to 19.9%
D+	10% to 14.9%
D	5% to 9.9%
F	4.9% & below

Summary	Initial Contract Value	Prime P / T / D	IBE P / T / D	IBE Actual	Score
Professional and Construction Projects Totals	\$314,129,195.25	\$158,377,665.27	\$98,254,589.68	38.29%	A
Professional Services Projects Totals	\$98,805,044.46	\$53,876,859.18	\$21,187,692.93	28.23%	B

Prime Consultants	IBE Firm	Project Title	Initial Contract Value	Prime P / T / D	IBE P / T / D	IBE Actual	Score
GFT Infrastructure, Inc		C-519A GANNETT FLEMING ARCHITECTS, INC. / Southern Operations & Maintenance Facilities Improvements - Consulting Engineer Agreement	\$5,112,368.62	\$3,609,758.23	\$1,158,885.33	24.30%	C+
Greenman-Pedersen, Inc.		C-590A GREENMAN-PEDERSEN, INC. / Northampton St. TSB Rehabilitation - Preliminary, Final and Post Design - Consulting Engineer Agreement	\$1,504,783.15	\$906,645.35	\$540,453.22	37.35%	A
WSP USA, Inc. - PHILADELPHIA, PA		C-642A WSP USA, INC. / Uherstown Frenchtown TSB Rehabilitation - Preliminary, Final and Post Design - Consulting Engineer Agreement	\$1,953,930.92	\$1,322,125.03	\$595,260.50	31.05%	B+
Michael Baker International, Inc.		C-660A MICHAEL BAKER, JR., INC. / SFB Replacement Project Final Design Services - Consulting Engineer Agreement	\$33,626,658.74	\$26,783,020.09	\$6,808,784.95	20.27%	C+
Atkins North America, Inc.		C-691A ATKINS REALIS USA, INC. / Trenton-Morrisville Toll Bridge All Electronic Tolling & PA Avenue Interchange Design	\$4,407,750.07	\$1,028,940.29	\$-	0.00%	N/A
Greenman-Pedersen, Inc.		C-694A GREENMAN-PEDERSEN, INC. / New Hope Lambertville TSB Rehabilitation - Preliminary, Final and Post Design - Consulting Engineer Agreement	\$2,280,484.05	\$1,360,853.80	\$681,897.19	33.38%	B+
French & Parrello Associates		C-696B FRENCH & PARRELLO ASSOCIATES, P.A. / TOA - Facilities - NJ - Consulting Engineer Agreement	\$500,000.00	\$98,391.08	\$40,744.52	29.28%	B
HDR Engineering, Inc. - Pittsburgh, PA		C-697A HDR ENGINEERING, INC. / Preliminary Engineering and Environmental Documentation for the Washington Crossing Bridge Replacement - Consulting Engineer Agreement	\$8,061,761.62	\$2,475,034.92	\$786,277.92	24.11%	C+
Greenman-Pedersen, Inc.		C-704A GREENMAN-PEDERSEN, INC. / TOA - New Hope-Lambertville Toll Bridge Salt Storage Building - CM/CI Services	\$610,849.20	\$607,268.69	\$2,876.58	0.47%	F
Johnson, Mirmiran and Thompson, Inc.		C-716A JOHNSON, MIRMIRAN & THOMPSON / TOA - Facilities - Consulting Engineer Agreement	\$500,000.00	\$274,248.65	\$48,594.97	15.05%	C
The Gordian Group, Inc.		C-727A THE GORDIAN GROUP, INC. / JOC - Program Manager Consultant - Consulting Engineer Agreement	\$2,950,000.00	\$1,134,844.86	\$729,008.62	39.11%	A
Rummel, Klepper and Kahl, LLP		C-728A RUMMEL, KLEPPER & KAHL / TOA - Electric Toll Collection / Tolling - PA - Consulting Engineer Agreement	\$500,000.00	\$385,325.84	\$114,472.44	22.90%	C+
French & Parrello Associates (IBE Prime)	VBE	C-729A FRENCH & PARRELLO ASSOCIATES, P.A. (IBE) / TOA - Facilities - NJ - Consulting Engineer Agreement	\$500,000.00	\$-	\$99,472.30	100.00%	A+
WSP/PARSONS BRINCKERHOFF, INC		C-750A WSP USA, INC. / TOA - Structural / Civil - Consulting Engineer Agreement	\$1,000,000.00	\$631,081.04	\$125,019.51	16.53%	C
Traffic Planning and Design, Inc.		C-751A TRAFFIC PLANNING AND DESIGN, INC. / TOA - Construction Inspection - Consulting Engineer Agreement	\$500,000.00	\$343,562.59	\$30,950.72	8.26%	D
Rummel, Klepper and Kahl, LLP		C-754A RUMMEL, KLEPPER & KAHL, LLP / New Hope Lambertville TB All Electronic Tolling (AET) Conversion Design - Consulting Engineer Agreement	\$1,540,341.14	\$1,064,528.59	\$428,199.60	28.69%	B
Pickering, Corts & Summerson, Inc. (IBE Prime)	SBE	C-757A-1 PICKERING, CORTS & SUMMERSON (IBE) / Professional Engineering Services for 2023-2024 Annual Inspections - Consulting Engineer Agreement	\$748,898.24	\$-	\$650,654.06	100.00%	A+
Pickering, Corts & Summerson, Inc. (IBE Prime)	SBE	C-757A-2 PICKERING, CORTS & SUMMERSON (IBE) / Professional Engineering Services for 2021-2026 Annual Inspections - Consulting Engineer Agreement	\$2,010,000.00	\$-	\$356,097.05	100.00%	A+
Naik Consulting Group, P.C. (IBE Prime)	DBE	C-759A NAIK CONSULTING GROUP, PC (IBE) / TOA - Structural / Civil - Consulting Engineer Agreement	\$1,000,000.00	\$-	\$759,645.97	100.00%	A+
Remington & Vernick		C-760A REMINGTON & VERNICK ENGINEERS, INC. / TOA - Construction Management Services - Consulting Engineer Agreement	\$500,000.00	\$243,621.95	\$72,914.60	23.04%	C+
Pennoni Associates Inc		C-761A PENNONI ASSOCIATES, INC. / Traffic Engineering Consultant 2021-2022 Annual Reports - Consulting Engineer Agreement	\$303,088.00	\$230,157.79	\$-	0.00%	N/A
Arora and Associates, P.C. (IBE Prime)	MBE	C-766A ARORA & ASSOCIATES, PC (IBE) / I-78 NJ Roadway Rehabilitation and Power & Communication Infrastructure - Final and Post Design - Consulting Engineer Agreement	\$2,719,437.99	\$-	\$2,708,934.69	100.00%	A+
Traffic Planning and Design, Inc.		C-769A TRAFFIC PLANNING & DESIGN, INC. / TOA - Structural / Civil - Consulting Engineer Agreement	\$1,000,000.00	\$636,042.10	\$207,471.60	24.60%	C+

*Met or Exceeded the Target

*Did Not Meet the Target

*P/T/D = Paid To Date

Delaware River Joint Toll Bridge Commission

Meeting of May 18, 2026

Active Professional Services Projects Payments Detail Report

Date: From 07/01/2014 To 04/30/2026

IBE Payments Legend	
Score Rankings	IBE Commitment Participation
A+	45% & above
A	35% to 44.9%
B+	30% to 34.9%
B	25% to 29.9%
C+	20% to 24.9%
C	15% to 19.9%
D+	10% to 14.9%
D	5% to 9.9%
F	4.9% & below

Prime Consultants	IBE Firm	Project Title	Initial Contract Value	Prime P / T / D	IBE P / T / D	IBE Actual	Score
Rummel, Klepper and Kahl, LLP		C-770A RUMMEL, KLEPPER & KAHL, LLP / TOA - Electronic Toll Collection / Tolling - Consulting Engineer Agreement	\$2,993,849.54	\$635,669.66	\$174,868.20	21.57%	C+
French & Parrello Associates		C-771A FRENCH & PARRELLO ASSOCIATES, P.A. / TOA - Facilities - Consulting Engineer Agreement	\$1,185,000.00	\$721,058.31	\$199,388.39	21.66%	C+
KS Engineers, P.C. (IBE Prime)	MBE	C-772A KS ENGINEERS, PC (IBE) / TOA - Construction Inspection - Consulting Engineer Agreement	\$500,000.00	\$-	\$389,645.24	100.00%	A+
IH Engineers, P.C. (IBE Prime)	SBE	C-782A IH ENGINEERS, PC (IBE) / Underwater Substructure Improvement Design - All Regions - Professional Engineering Services Agreement	\$1,886,074.12	\$-	\$1,146,970.60	100.00%	A+
Traffic Planning and Design, Inc.		C-788A TRAFFIC PLANNING & DESIGN, INC. / TOA - Structural / Civil - Consulting Engineer Agreement	\$1,000,000.00	\$483,968.47	\$60,368.90	11.09%	D+
Pennoni Associates Inc		C-789A PENNONI ASSOCIATES, INC. / TOA - Consulting Engineer Agreement	\$608,740.60	\$135,770.05	\$26,821.92	16.50%	C
Traffic Planning and Design, Inc.		C-802A TRAFFIC PLANNING AND DESIGN, INC. / TOA - PORTLAND-COLUMBIA TS PEDESTRIAN BRIDGE REHABILITATION DESIGN	\$1,000,000.00	\$-	\$-	0.00%	N/A
French & Parrello Associates		C-803A FRENCH & PARRELLO ASSOCIATES, PA / TOA - Consulting Engineer Agreement	\$1,000,000.00	\$149,779.06	\$128,247.68	46.13%	A+
STV, INC		C-804A STV, INC. / TOA - Professional Engineering Services - Construction Inspection Services	\$500,000.00	\$55,262.34	\$-	0.00%	N/A
Pennoni Associates Inc		C-813A PENNONI ASSOCS., INC. / Professional Engineering Services Non-Destructive Bridge Pin Testing at Southern Region Bridges	\$1,077,133.19	\$-	\$-	0.00%	N/A
Joseph Jingoli & Son, Inc.		CM-519A JOSEPH JINGOLI & SON, INC. / Southern Operations & Maintenance Facilities Improvements - Consulting Engineer Agreement	\$3,672,188.24	\$2,722,573.46	\$922,638.83	25.31%	B
Johnson, Mirmiran and Thompson, Inc.		CM-590A JOHNSON, MIRMIRAN AND THOMPSON, INC. / Northampton St. TSB Rehabilitation - CM / CI Services - Consulting Engineer Agreement	\$1,554,968.16	\$954,373.01	\$325,198.53	25.41%	B
Urban Engineers, Inc.		CM-642A URBAN ENGINEERS, INC. / UHLERSTOWN - FRENCHTOWN TSB REHABILITATION / CONSTRUCTION MANAGEMENT & INSPECTION SERVICES	\$1,587,138.62	\$955,557.53	\$114,956.71	10.74%	D+
Urban Engineers, Inc.		CM-694A URBAN ENGINEERS, INC. / New Hope Lambertville TSB Rehabilitation - CM / CI Services - Consulting Engineer Agreement	\$1,664,394.93	\$1,067,312.29	\$468,612.30	30.51%	B+
STV Inc. - Trenton, NJ		CM-754A STV, INC. / New Hope - Lambertville Toll Bridge - All Electronic Tolling Conversion & PA Abutment Backwall Replacement - CM & CI Services	\$2,476,202.84	\$842,960.21	\$31,200.00	3.57%	F
Greenman-Pedersen, Inc.		CM-766A GREENMAN-PEDERSEN, INC. / I-78 NJ Roadway Rehabilitation and Power & Communication Infrastructure Improvements - CM / CI Services - Consulting Engineer Agreement	\$2,269,002.48	\$2,017,123.90	\$252,159.29	11.11%	D+

*Met or Exceeded the Target

*Did Not Meet the Target

*P/T/D = Paid To Date

Delaware River Joint Toll Bridge Commission

Meeting of May 18, 2026

Completed Construction Projects - Summary's & Scores (IBE Payments, Workforce Hours & Ethnicity Participation)

Date: From 07/01/2014 To 04/30/2026

IBE Payments Legend	
Score Rankings	IBE Commitment Participation
A+	45% & above
A	35% to 44.9%
B+	30% to 34.9%
B	25% to 29.9%
C+	20% to 24.9%
C	15% to 19.9%
D+	10% to 14.9%
D	5% to 9.9%
F	4.9% & below

Total of all Primes Contract Values \$533,888,198.70

Total Payments to all Primes \$428,424,274.83

Total Payments to all IBEs \$105,463,923.87

IBE Target 25.00%

IBE Actual 19.75%

Workforce Utilization Legend		
Score Rankings	Workforce Commitment Participation	Ethnicity & Gender Participation
A+	30% & above	25% & above
A	25% to 29.9%	15% to 24.9%
B+	20% to 24.9%	over 15%
B	15% to 19.9%	10% to 14.9%
C+	10% to 14.9%	over 10%
C	10% to 14.9%	7.5% to 9.9%
D+	5% to 9.9%	over 7.5%
D	5% to 9.9%	5% to 7.4%
F	4.9% & below	4.9% & below

COMPLETED CONSTRUCTION PROJECTS														
Payments Summary					Workforce Hours Summary 19.68%					Ethnicity Participation Summary				
Total Contracts Value	Total Prime P / T / D	Total IBE P / T / D	Total IBE %	Payments Score (Total IBE Payments)	Total Number of Workers	Total Hours Worked	Caucasian Hours	Total Minority Hours	Total Women Hours	Workforce Score (Total Hours Worked)	Caucasian %	Minority %	Women %	Ethnicity Score (Total Participation)
\$533,888,198.70	\$428,424,274.83	\$105,463,923.87	19.75%	C	4,444	1,738,348.70	1,442,435.56	295,913.14	46,110.00	B	82.98%	17.02%	2.65%	A

T-508A BRACY - I-78 Maintenance Garage Expansion at I-78 PA Welcome Center / Maintenance Facility														
Payments Summary					Workforce Hours Summary 7.39%					Ethnicity Participation Summary				
Total Contracts Value	Total Prime P / T / D	Total IBE P / T / D	Total IBE %	Payments Score (Total IBE Payments)	Total Number of Workers	Total Hours Worked	Caucasian Hours	Total Minority Hours	Total Women Hours	Workforce Score (Total Hours Worked)	Caucasian %	Minority %	Women %	Ethnicity Score (Total Participation)
\$9,845,176.91	\$8,255,795.37	\$1,589,381.54	16.14%	C	244	31,516.58	30,048.08	1,468.50	861.25	D	95.34%	4.66%	2.73%	F

T-514A WEST SIDE - DIII Toll Bridges Facilities Emergency Standby Generators Improvements														
Payments Summary					Workforce Hours Summary 0.00%					Ethnicity Participation Summary				
Total Contracts Value	Total Prime P / T / D	Total IBE P / T / D	Total IBE %	Payments Score (Total IBE Payments)	Total Number of Workers	Total Hours Worked	Caucasian Hours	Total Minority Hours	Total Women Hours	Workforce Score (Total Hours Worked)	Caucasian %	Minority %	Women %	Ethnicity Score (Total Participation)
\$644,686.00	\$447,346.01	\$197,339.99	30.61%	B+	0	0.00	0.00	0.00	0.00	N/A	0.00%	0.00%	0.00%	N/A

T-566A INTERCOUNTY PAVING - PORTLAND COLUMBIA TOLL BRIDGE APPROACH ROADWAY IMPROVEMENTS														
Payments Summary					Workforce Hours Summary 0.00%					Ethnicity Participation Summary				
Total Contracts Value	Total Prime P / T / D	Total IBE P / T / D	Total IBE %	Payments Score (Total IBE Payments)	Total Number of Workers	Total Hours Worked	Caucasian Hours	Total Minority Hours	Total Women Hours	Workforce Score (Total Hours Worked)	Caucasian %	Minority %	Women %	Ethnicity Score (Total Participation)
\$6,193,334.28	\$4,315,427.42	\$1,877,906.86	30.32%	B+	0	0.00	0.00	0.00	0.00	N/A	0.00%	0.00%	0.00%	N/A

T-611A MAGNUM (IBE) NH-L Toll Bridge Salt Storage Facility														
Payments Summary					Workforce Hours Summary 2.16%					Ethnicity Participation Summary				
Total Contracts Value	Total Prime P / T / D	Total IBE P / T / D	Total IBE %	Payments Score (Total IBE Payments)	Total Number of Workers	Total Hours Worked	Caucasian Hours	Total Minority Hours	Total Women Hours	Workforce Score (Total Hours Worked)	Caucasian %	Minority %	Women %	Ethnicity Score (Total Participation)
\$1,348,934.71	\$-	\$1,348,934.71	100.00%	A+	65	5,925.50	5,805.50	120.00	8.00	F	97.97%	2.03%	0.14%	F

T-641A MERC0 - Easton / Phillipsburg Ramp C Stabilization														
Payments Summary					Workforce Hours Summary 0.00%					Ethnicity Participation Summary				
Total Contracts Value	Total Prime P / T / D	Total IBE P / T / D	Total IBE %	Payments Score (Total IBE Payments)	Total Number of Workers	Total Hours Worked	Caucasian Hours	Total Minority Hours	Total Women Hours	Workforce Score (Total Hours Worked)	Caucasian %	Minority %	Women %	Ethnicity Score (Total Participation)
\$998,300.00	\$-	\$998,300.00	100.00%	A+	0	0.00	0.00	0.00	0.00	N/A	0.00%	0.00%	0.00%	N/A

T-644A J.D. ECKMAN - Easton Phillipsburg TB Facility Administration Bldg.														
Payments Summary					Workforce Hours Summary 28.50%					Ethnicity Participation Summary				
Total Contracts Value	Total Prime P / T / D	Total IBE P / T / D	Total IBE %	Payments Score (Total IBE Payments)	Total Number of Workers	Total Hours Worked	Caucasian Hours	Total Minority Hours	Total Women Hours	Workforce Score (Total Hours Worked)	Caucasian %	Minority %	Women %	Ethnicity Score (Total Participation)
\$11,038,703.72	\$7,971,977.75	\$3,066,725.97	27.78%	B	320	47,800.75	35,278.00	12,522.75	1,098.75	A	73.80%	26.20%	2.30%	A+

Delaware River Joint Toll Bridge Commission

Meeting of May 18, 2026

Completed Construction Projects - Summary's & Scores (IBE Payments, Workforce Hours & Ethnicity Participation)

Date: From 07/01/2014 To 04/30/2026

IBE Payments Legend	
Score Rankings	IBE Commitment Participation
A+	45% & above
A	35% to 44.9%
B+	30% to 34.9%
B	25% to 29.9%
C+	20% to 24.9%
C	15% to 19.9%
D+	10% to 14.9%
D	5% to 9.9%
F	4.9% & below

Total of all Primes Contract Values \$533,888,198.70

Total Payments to all Primes \$428,424,274.83

Total Payments to all IBEs \$105,463,923.87

IBE Target 25.00%

IBE Actual 19.75%

Workforce Utilization Legend		
Score Rankings	Workforce Commitment Participation	Ethnicity & Gender Participation
A+	30% & above	25% & above
A	25% to 29.9%	15% to 24.9%
B+	20% to 24.9%	over 15%
B	15% to 19.9%	10% to 14.9%
C+	10% to 14.9%	over 10%
C	10% to 14.9%	7.5% to 9.9%
D+	5% to 9.9%	over 7.5%
D	5% to 9.9%	5% to 7.4%
F	4.9% & below	4.9% & below

T-645A MJF Building & Facilities Energy Conservation														
Payments Summary					Workforce Hours Summary 23.54%					Ethnicity Participation Summary				
Total Contracts Value	Total Prime P / T / D	Total IBE P / T / D	Total IBE %	Payments Score (Total IBE Payments)	Total Number of Workers	Total Hours Worked	Caucasian Hours	Total Minority Hours	Total Women Hours	Workforce Score (Total Hours Worked)	Caucasian %	Minority %	Women %	Ethnicity Score (Total Participation)
\$5,376,806.87	\$-	\$5,376,806.87	100.00%	A+	46	9,735.28	7,509.23	2,226.05	65.75	B+	77.13%	22.87%	0.68%	A

T-645B SCHNEIDER ELECTRIC Building & Facilities Energy Conservation Measures - Mechanical/Controls														
Payments Summary					Workforce Hours Summary 0.00%					Ethnicity Participation Summary				
Total Contracts Value	Total Prime P / T / D	Total IBE P / T / D	Total IBE %	Payments Score (Total IBE Payments)	Total Number of Workers	Total Hours Worked	Caucasian Hours	Total Minority Hours	Total Women Hours	Workforce Score (Total Hours Worked)	Caucasian %	Minority %	Women %	Ethnicity Score (Total Participation)
\$1,247,159.50	\$1,117,634.00	\$129,525.50	10.39%	D+	7	1,625.50	1,625.50	0.00	0.00	F	100.00%	0.00%	0.00%	F

T-661A TRC - SFB Replacement Project Subsurface Boring & Sampling														
Payments Summary					Workforce Hours Summary 0.00%					Ethnicity Participation Summary				
Total Contracts Value	Total Prime P / T / D	Total IBE P / T / D	Total IBE %	Payments Score (Total IBE Payments)	Total Number of Workers	Total Hours Worked	Caucasian Hours	Total Minority Hours	Total Women Hours	Workforce Score (Total Hours Worked)	Caucasian %	Minority %	Women %	Ethnicity Score (Total Participation)
\$1,438,941.98	\$1,204,475.68	\$234,466.30	16.29%	C	0	0.00	0.00	0.00	0.00	N/A	0.00%	0.00%	0.00%	N/A

T-666A PKF - SFB Replacement Project Construction for PA Noise Walls														
Payments Summary					Workforce Hours Summary 14.94%					Ethnicity Participation Summary				
Total Contracts Value	Total Prime P / T / D	Total IBE P / T / D	Total IBE %	Payments Score (Total IBE Payments)	Total Number of Workers	Total Hours Worked	Caucasian Hours	Total Minority Hours	Total Women Hours	Workforce Score (Total Hours Worked)	Caucasian %	Minority %	Women %	Ethnicity Score (Total Participation)
\$11,219,737.01	\$7,880,950.78	\$3,338,786.23	29.76%	B	42	5,738.00	5,122.00	616.00	241.50	C	89.26%	10.74%	4.21%	B

T-667A AP CONSTRUCTION - SFB Replacement Project Tree Clearing														
Payments Summary					Workforce Hours Summary 0.00%					Ethnicity Participation Summary				
Total Contracts Value	Total Prime P / T / D	Total IBE P / T / D	Total IBE %	Payments Score (Total IBE Payments)	Total Number of Workers	Total Hours Worked	Caucasian Hours	Total Minority Hours	Total Women Hours	Workforce Score (Total Hours Worked)	Caucasian %	Minority %	Women %	Ethnicity Score (Total Participation)
\$1,721,688.26	\$1,266,863.25	\$454,825.01	26.42%	B	0	0.00	0.00	0.00	0.00	N/A	0.00%	0.00%	0.00%	N/A

T-668A TRUMBULL 2 New Jersey - SFB Replacement Project														
Payments Summary					Workforce Hours Summary 21.57%					Ethnicity Participation Summary				
Total Contracts Value	Total Prime P / T / D	Total IBE P / T / D	Total IBE %	Payments Score (Total IBE Payments)	Total Number of Workers	Total Hours Worked	Caucasian Hours	Total Minority Hours	Total Women Hours	Workforce Score (Total Hours Worked)	Caucasian %	Minority %	Women %	Ethnicity Score (Total Participation)
\$-	\$-	\$-	0.00%	N/A	1,729	666,190.74	539,434.44	126,756.30	16,967.50	B+	80.97%	19.03%	2.55%	A

T-668A TRUMBULL 1 Pennsylvania SFB Bridge Replacement Project														
Payments Summary					Workforce Hours Summary 18.76%					Ethnicity Participation Summary				
Total Contracts Value	Total Prime P / T / D	Total IBE P / T / D	Total IBE %	Payments Score (Total IBE Payments)	Total Number of Workers	Total Hours Worked	Caucasian Hours	Total Minority Hours	Total Women Hours	Workforce Score (Total Hours Worked)	Caucasian %	Minority %	Women %	Ethnicity Score (Total Participation)
\$437,608,416.90	\$361,963,552.65	\$75,644,864.25	17.29%	C	1,953	841,284.08	709,643.76	131,640.32	26,191.25	B	84.35%	15.65%	3.11%	A

Delaware River Joint Toll Bridge Commission

Meeting of May 18, 2026

Completed Construction Projects - Summary's & Scores (IBE Payments, Workforce Hours & Ethnicity Participation)

Date: From 07/01/2014 To 04/30/2026

IBE Payments Legend	
Score Rankings	IBE Commitment Participation
A+	45% & above
A	35% to 44.9%
B+	30% to 34.9%
B	25% to 29.9%
C+	20% to 24.9%
C	15% to 19.9%
D+	10% to 14.9%
D	5% to 9.9%
F	4.9% & below

Total of all Primes Contract Values \$533,888,198.70

Total Payments to all Primes \$428,424,274.83

Total Payments to all IBEs \$105,463,923.87

IBE Target 25.00%

IBE Actual 19.75%

Workforce Utilization Legend		
Score Rankings	Workforce Commitment Participation	Ethnicity & Gender Participation
A+	30% & above	25% & above
A	25% to 29.9%	15% to 24.9%
B+	20% to 24.9%	over 15%
B	15% to 19.9%	10% to 14.9%
C+	10% to 14.9%	over 10%
C	10% to 14.9%	7.5% to 9.9%
D+	5% to 9.9%	over 7.5%
D	5% to 9.9%	5% to 7.4%
F	4.9% & below	4.9% & below

T-705A SPARWICK - I-78 Toll Plaza Bumper Block Replacement														
Payments Summary					Workforce Hours Summary 0.00%					Ethnicity Participation Summary				
Total Contracts Value	Total Prime P / T / D	Total IBE P / T / D	Total IBE %	Payments Score (Total IBE Payments)	Total Number of Workers	Total Hours Worked	Caucasian Hours	Total Minority Hours	Total Women Hours	Workforce Score (Total Hours Worked)	Caucasian %	Minority %	Women %	Ethnicity Score (Total Participation)
\$160,006.00	\$-	\$160,006.00	100.00%	A+	0	0.00	0.00	0.00	0.00	N/A	0.00%	0.00%	0.00%	N/A

T-707A Bracy Commission Administration Building at SFB & Adaptive Reuse of the 1799 Building														
Payments Summary					Workforce Hours Summary 12.32%					Ethnicity Participation Summary				
Total Contracts Value	Total Prime P / T / D	Total IBE P / T / D	Total IBE %	Payments Score (Total IBE Payments)	Total Number of Workers	Total Hours Worked	Caucasian Hours	Total Minority Hours	Total Women Hours	Workforce Score (Total Hours Worked)	Caucasian %	Minority %	Women %	Ethnicity Score (Total Participation)
\$21,468,985.71	\$17,086,817.88	\$4,382,167.83	20.41%	C+	435	80,061.86	70,408.20	9,653.66	209.00	C	87.94%	12.06%	0.26%	B

T-708A Allied Painting New Hope-Lambertville Toll Bridge Floor System Rehabilitation -Facility Administration Building														
Payments Summary					Workforce Hours Summary 64.86%					Ethnicity Participation Summary				
Total Contracts Value	Total Prime P / T / D	Total IBE P / T / D	Total IBE %	Payments Score (Total IBE Payments)	Total Number of Workers	Total Hours Worked	Caucasian Hours	Total Minority Hours	Total Women Hours	Workforce Score (Total Hours Worked)	Caucasian %	Minority %	Women %	Ethnicity Score (Total Participation)
\$1,546,100.00	\$1,375,155.72	\$170,944.28	11.06%	D+	26	5,244.00	1,842.50	3,401.50	0.00	A+	35.14%	64.86%	0.00%	A+

T-711AR BRACY - Easton Phillipsburg Toll Bridge Salt Storage Building														
Payments Summary					Workforce Hours Summary 15.61%					Ethnicity Participation Summary				
Total Contracts Value	Total Prime P / T / D	Total IBE P / T / D	Total IBE %	Payments Score (Total IBE Payments)	Total Number of Workers	Total Hours Worked	Caucasian Hours	Total Minority Hours	Total Women Hours	Workforce Score (Total Hours Worked)	Caucasian %	Minority %	Women %	Ethnicity Score (Total Participation)
\$1,666,931.06	\$1,648,203.12	\$18,727.94	1.12%	F	77	5,669.75	4,784.50	885.25	0.00	B	84.39%	15.61%	0.00%	A

T-717A BRACY Milford-Montague Toll Bridge Salt Storage Building														
Payments Summary					Workforce Hours Summary 7.70%					Ethnicity Participation Summary				
Total Contracts Value	Total Prime P / T / D	Total IBE P / T / D	Total IBE %	Payments Score (Total IBE Payments)	Total Number of Workers	Total Hours Worked	Caucasian Hours	Total Minority Hours	Total Women Hours	Workforce Score (Total Hours Worked)	Caucasian %	Minority %	Women %	Ethnicity Score (Total Participation)
\$1,232,810.45	\$1,162,221.49	\$70,588.96	5.73%	D	43	3,227.00	2,978.50	248.50	0.00	D	92.30%	7.70%	0.00%	C

T-719A ROAD-CON Delaware Water Gap Toll Bridge Facility Westbound Toll Plaza Roadway and NJ Approach Repairs.														
Payments Summary					Workforce Hours Summary 23.68%					Ethnicity Participation Summary				
Total Contracts Value	Total Prime P / T / D	Total IBE P / T / D	Total IBE %	Payments Score (Total IBE Payments)	Total Number of Workers	Total Hours Worked	Caucasian Hours	Total Minority Hours	Total Women Hours	Workforce Score (Total Hours Worked)	Caucasian %	Minority %	Women %	Ethnicity Score (Total Participation)
\$3,554,825.27	\$2,944,773.45	\$610,051.82	17.16%	C	123	9,822.57	7,915.77	1,906.80	419.50	B+	80.59%	19.41%	4.27%	A

T-730A BRACY Southern Operations & Maintenance Facilities Improvements Trenton Morrisville Salt Operations														
Payments Summary					Workforce Hours Summary 6.85%					Ethnicity Participation Summary				
Total Contracts Value	Total Prime P / T / D	Total IBE P / T / D	Total IBE %	Payments Score (Total IBE Payments)	Total Number of Workers	Total Hours Worked	Caucasian Hours	Total Minority Hours	Total Women Hours	Workforce Score (Total Hours Worked)	Caucasian %	Minority %	Women %	Ethnicity Score (Total Participation)
\$3,234,621.97	\$2,784,596.08	\$450,025.89	13.91%	D+	57	5,831.08	5,471.58	359.50	40.00	D	93.83%	6.17%	0.69%	D

Delaware River Joint Toll Bridge Commission

Meeting of May 18, 2026

Completed Construction Projects - Summary's & Scores (IBE Payments, Workforce Hours & Ethnicity Participation)

Date: From 07/01/2014 To 04/30/2026

IBE Payments Legend	
Score Rankings	IBE Commitment Participation
A+	45% & above
A	35% to 44.9%
B+	30% to 34.9%
B	25% to 29.9%
C+	20% to 24.9%
C	15% to 19.9%
D+	10% to 14.9%
D	5% to 9.9%
F	4.9% & below

Total of all Primes Contract Values \$533,888,198.70

Total Payments to all Primes \$428,424,274.83

Total Payments to all IBEs \$105,463,923.87

IBE Target 25.00%

IBE Actual 19.75%

Workforce Utilization Legend		
Score Rankings	Workforce Commitment Participation	Ethnicity & Gender Participation
A+	30% & above	25% & above
A	25% to 29.9%	15% to 24.9%
B+	20% to 24.9%	over 15%
B	15% to 19.9%	10% to 14.9%
C+	10% to 14.9%	over 10%
C	10% to 14.9%	7.5% to 9.9%
D+	5% to 9.9%	over 7.5%
D	5% to 9.9%	5% to 7.4%
F	4.9% & below	4.9% & below

T-746A ROAD-CON, INC. / Trenton Morrisville TB Roadway repaving and Deck Sealing Improvements														
Payments Summary					Workforce Hours Summary 25.00%					Ethnicity Participation Summary				
Total Contracts Value	Total Prime P / T / D	Total IBE P / T / D	Total IBE %	Payments Score (Total IBE Payments)	Total Number of Workers	Total Hours Worked	Caucasian Hours	Total Minority Hours	Total Women Hours	Workforce Score (Total Hours Worked)	Caucasian %	Minority %	Women %	Ethnicity Score (Total Participation)
\$-	\$-	\$-	0.00%	N/A	5	64.00	48.00	16.00	0.00	A	75.00%	25.00%	0.00%	A+

T-746B ROAD-CON, INC. / Trenton Morrisville TB Roadway Repaving and Deck Sealing Improvements														
Payments Summary					Workforce Hours Summary 23.18%					Ethnicity Participation Summary				
Total Contracts Value	Total Prime P / T / D	Total IBE P / T / D	Total IBE %	Payments Score (Total IBE Payments)	Total Number of Workers	Total Hours Worked	Caucasian Hours	Total Minority Hours	Total Women Hours	Workforce Score (Total Hours Worked)	Caucasian %	Minority %	Women %	Ethnicity Score (Total Participation)
\$5,603,676.34	\$4,949,916.35	\$653,759.99	11.67%	D+	107	11,213.25	8,617.50	2,595.75	3.00	B+	76.85%	23.15%	0.03%	A

TS-639B MOUNT CONSTRUCTION - Lower Trenton TSB Approach Roadways Improvements														
Payments Summary					Workforce Hours Summary 0.00%					Ethnicity Participation Summary				
Total Contracts Value	Total Prime P / T / D	Total IBE P / T / D	Total IBE %	Payments Score (Total IBE Payments)	Total Number of Workers	Total Hours Worked	Caucasian Hours	Total Minority Hours	Total Women Hours	Workforce Score (Total Hours Worked)	Caucasian %	Minority %	Women %	Ethnicity Score (Total Participation)
\$2,090,794.00	\$-	\$2,090,794.00	100.00%	A+	0	0.00	0.00	0.00	0.00	N/A	0.00%	0.00%	0.00%	N/A

TS-650A ROAD-CON - RIVERTON BELVIDERE TSB														
Payments Summary					Workforce Hours Summary 0.00%					Ethnicity Participation Summary				
Total Contracts Value	Total Prime P / T / D	Total IBE P / T / D	Total IBE %	Payments Score (Total IBE Payments)	Total Number of Workers	Total Hours Worked	Caucasian Hours	Total Minority Hours	Total Women Hours	Workforce Score (Total Hours Worked)	Caucasian %	Minority %	Women %	Ethnicity Score (Total Participation)
\$652,738.50	\$624,391.02	\$28,347.48	4.34%	F	0	0.00	0.00	0.00	0.00	N/A	0.00%	0.00%	0.00%	N/A

TS-677A SPARWICK - SF TSB Interim Deck Repairs on I-95														
Payments Summary					Workforce Hours Summary 13.62%					Ethnicity Participation Summary				
Total Contracts Value	Total Prime P / T / D	Total IBE P / T / D	Total IBE %	Payments Score (Total IBE Payments)	Total Number of Workers	Total Hours Worked	Caucasian Hours	Total Minority Hours	Total Women Hours	Workforce Score (Total Hours Worked)	Caucasian %	Minority %	Women %	Ethnicity Score (Total Participation)
\$999,656.00	\$-	\$999,656.00	100.00%	A+	8	580.00	501.00	79.00	0.00	C	86.38%	13.62%	0.00%	B

TS-687A CARR & DUFF - Lower Trenton Toll Supported Bridge Replacement of Sign Lighting Elements														
Payments Summary					Workforce Hours Summary 1.50%					Ethnicity Participation Summary				
Total Contracts Value	Total Prime P / T / D	Total IBE P / T / D	Total IBE %	Payments Score (Total IBE Payments)	Total Number of Workers	Total Hours Worked	Caucasian Hours	Total Minority Hours	Total Women Hours	Workforce Score (Total Hours Worked)	Caucasian %	Minority %	Women %	Ethnicity Score (Total Participation)
\$647,000.00	\$483,367.42	\$163,632.58	25.29%	B	14	2,734.00	2,693.00	41.00	0.00	F	98.50%	1.50%	0.00%	F

TS-699A CARR & DUFF LOWER TRENTON TSB APPROACH TRAFFIC SIGNAL EQUIPMENT UPGRADES														
Payments Summary					Workforce Hours Summary 28.52%					Ethnicity Participation Summary				
Total Contracts Value	Total Prime P / T / D	Total IBE P / T / D	Total IBE %	Payments Score (Total IBE Payments)	Total Number of Workers	Total Hours Worked	Caucasian Hours	Total Minority Hours	Total Women Hours	Workforce Score (Total Hours Worked)	Caucasian %	Minority %	Women %	Ethnicity Score (Total Participation)
\$161,150.32	\$99,981.32	\$61,169.00	37.96%	A	11	433.00	309.50	123.50	0.00	A	71.48%	28.52%	0.00%	A+

Delaware River Joint Toll Bridge Commission

Meeting of May 18, 2026

Completed Construction Projects - Summary's & Scores (IBE Payments, Workforce Hours & Ethnicity Participation)

Date: From 07/01/2014 To 04/30/2026

IBE Payments Legend	
Score Rankings	IBE Commitment Participation
A+	45% & above
A	35% to 44.9%
B+	30% to 34.9%
B	25% to 29.9%
C+	20% to 24.9%
C	15% to 19.9%
D+	10% to 14.9%
D	5% to 9.9%
F	4.9% & below

Total of all Primes Contract Values \$533,888,198.70

Total Payments to all Primes \$428,424,274.83

Total Payments to all IBEs \$105,463,923.87

IBE Target 25.00%

IBE Actual 19.75%

Workforce Utilization Legend		
Score Rankings	Workforce Commitment Participation	Ethnicity & Gender Participation
A+	30% & above	25% & above
A	25% to 29.9%	15% to 24.9%
B+	20% to 24.9%	over 15%
B	15% to 19.9%	10% to 14.9%
C+	10% to 14.9%	over 10%
C	10% to 14.9%	7.5% to 9.9%
D+	5% to 9.9%	over 7.5%
D	5% to 9.9%	5% to 7.4%
F	4.9% & below	4.9% & below

TTS-723A J FLETCHER CREAMER On Call Beam Guide Rail & Attenuator Replacement														
Payments Summary					Workforce Hours Summary 38.70%					Ethnicity Participation Summary				
Total Contracts Value	Total Prime P/T/D	Total IBE P/T/D	Total IBE %	Payments Score (Total IBE Payments)	Total Number of Workers	Total Hours Worked	Caucasian Hours	Total Minority Hours	Total Women Hours	Workforce Score (Total Hours Worked)	Caucasian %	Minority %	Women %	Ethnicity Score (Total Participation)
\$954,657.60	\$840,828.07	\$113,829.53	11.92%	D+	55	2,315.50	1,419.50	896.00	0.00	A+	61.30%	38.70%	0.00%	A+

TTS-736A RCC BUILDERS & DEVELOPERS (IBE) / JOC for Building and Facility Work North Region														
Payments Summary					Workforce Hours Summary 48.50%					Ethnicity Participation Summary				
Total Contracts Value	Total Prime P/T/D	Total IBE P/T/D	Total IBE %	Payments Score (Total IBE Payments)	Total Number of Workers	Total Hours Worked	Caucasian Hours	Total Minority Hours	Total Women Hours	Workforce Score (Total Hours Worked)	Caucasian %	Minority %	Women %	Ethnicity Score (Total Participation)
\$68,665.26	\$-	\$68,665.26	100.00%	A+	2	334.00	172.00	162.00	0.00	A+	51.50%	48.50%	0.00%	A+

TTS-737A RCC BUILDERS & DEVELOPERS (IBE) - Job Order Contracting for Building & Facility Work SOUTH REGION														
Payments Summary					Workforce Hours Summary 19.88%					Ethnicity Participation Summary				
Total Contracts Value	Total Prime P/T/D	Total IBE P/T/D	Total IBE %	Payments Score (Total IBE Payments)	Total Number of Workers	Total Hours Worked	Caucasian Hours	Total Minority Hours	Total Women Hours	Workforce Score (Total Hours Worked)	Caucasian %	Minority %	Women %	Ethnicity Score (Total Participation)
\$1,163,694.08	\$-	\$1,163,694.08	100.00%	A+	35	1,002.26	807.50	194.76	4.50	B	80.57%	19.43%	0.45%	A

Delaware River Joint Toll Bridge Commission

Meeting of May 18, 2026

Completed Professional Services Projects Payments Detail Report

Date: From 07/01/2014 To 04/30/2026

IBE Payments Legend	
Score Rankings	IBE Commitment Participation
A+	45% & above
A	35% to 44.9%
B+	30% to 34.9%
B	25% to 29.9%
C+	20% to 24.9%
C	15% to 19.9%
D+	10% to 14.9%
D	5% to 9.9%
F	4.9% & below

Summary	Contract Value	Prime P / T / D	IBE P / T / D	IBE Actual	Score
Professional and Construction Projects Totals	\$590,368,526.06	\$467,364,347.32	\$123,004,178.74	20.84%	C+
Professional Services Projects Totals	\$56,480,327.36	\$38,940,072.49	\$17,540,254.87	31.06%	B+

Prime Consultants	IBE Firm	Project Title	Contract Value	Prime P / T / D	IBE P / T / D	IBE Actual	Score
Burns Engineering, Inc.		C-508A BURNS - I-78 Maintenance Garage Expansion	\$717,042.74	\$411,246.80	\$305,795.94	42.65%	A
GFT Infrastructure, Inc		C-644A GANNETT - I-78 Bridges & Approach Slab Rehabilitation	\$600,565.63	\$557,640.16	\$42,925.47	7.15%	D
Ammann & Whitney		C-650A AMMANN - Riverton / Belvidere TSB Critical Member Strengthening - Design	\$451,072.33	\$414,724.53	\$36,347.80	8.06%	D
Joseph Jingoli & Son, Inc.		C-657A JINGOLI - TOA / Building Construction Management Services - PA Assignment Level 3 Toll Bridge Facilities Energy Contract	\$297,447.96	\$284,067.96	\$13,380.00	4.50%	F
McCormick Taylor, Inc.		C-662A McCORMICK - SFB Replacement Public Involvement Services	\$1,579,419.61	\$1,196,433.77	\$382,985.84	24.25%	C+
Pennoni Associates Inc		C-663A PENNONI - SFB Replacement Project Traffic Engineering Services Pre-construction Traffic Study	\$237,424.67	\$118,877.43	\$118,547.24	49.93%	A+
Cherry, Weber & Associates, P.C.		C-684A-1/2 Van Cleef Engineering Associates, LLC - formally - CHERRY WEBER ENG.-General Engineering Services 2015-2018 Annual Inspections for contract C-684A-1	\$1,222,340.65	\$929,982.50	\$292,358.15	23.92%	C+
Johnson, Mirmiran and Thompson, Inc.		C-696A JMT - TOA / Engineering Services - PA Assignment	\$436,347.22	\$343,504.80	\$92,842.42	21.28%	C+
Rummel, Klepper and Kahl, LLP		C-701A RK&K - TOA / Engineering Services for Electronic Toll Collection Systems	\$461,812.98	\$370,348.83	\$91,464.15	19.81%	C
IH Engineers, P.C. (IBE Prime)	MBE	C-702B IH ENGS (IBE)- STRUCTURAL / CIVIL TASK ORDER AGREEMENT - NJ ASSIGNMENT	\$863,109.07	\$-	\$863,109.07	100.00%	A+
Urban Engineers, Inc.		C-703A URBAN - TOA / Construction Management Services for PA Assignment	\$445,990.62	\$356,313.87	\$89,676.75	20.11%	C+
USA Architects (IBE Prime)	SBE	C-707A USA - Commission Administration Building at Scudder Falls	\$1,376,354.11	\$9,298.69	\$1,367,055.42	99.32%	A+
Pennoni Associates Inc		C-715A PENNONI ASSOCIATES INC -Structural/Civil Task Order Agreement - PA Assignment	\$826,516.45	\$628,207.80	\$198,308.65	23.99%	C+
Arora and Associates, P.C. (IBE Prime)	MBE	C-732A ARORA AND ASSOCIATES, PC. (IBE) / TOA - Structural / Civil - NJ - Consulting Engineer Agreement	\$788,087.07	\$-	\$788,087.07	100.00%	A+
KS Engineers, P.C. (IBE Prime)	MBE	C-733A KS ENGINEERS, P.C. - CONSTRUCTION MANAGEMENT SERVICES TASK ORDER AGREEMENT FOR PROFESSIONAL ENGINEERING SERVICES	\$459,522.55	\$-	\$459,522.55	100.00%	A+
Pickering, Corts & Summerson, Inc. (IBE Prime)	SBE	C-757A - PICKERING, CORTS & SUMMERSON -- SBE - PROFESSIONAL ENGINEERING SERVICES FOR THE GENENRAL ENGINEERING SERVICES 2021-2021 ANNUAL INSPECTION	\$531,101.62	\$-	\$531,101.62	100.00%	A+
Jacobs Engineering Group Inc.		CI-566A JACOBS - Portland / Columbia Toll Bridge Approach Roadways Improvements	\$476,991.53	\$332,518.42	\$144,473.11	30.29%	B+
Jacobs Engineering Group Inc.		CI-665A JACOBS - SFB Replacement Project Engineering Services for PA Noise Walls Construction	\$626,933.76	\$582,167.71	\$44,766.05	7.14%	D
TRC Engineers		CI-671A TRC - SFB Replacement Project Engineering Services for PA Approach Improvements	\$4,191,312.55	\$2,789,756.02	\$1,401,556.53	33.44%	B+
WSP/PARSONS BRINCKERHOFF, INC		CI-672A PARSONS (WSP) - SFB Replacement Project Engineering Services for Main River Bridge Replacement	\$5,398,968.46	\$4,000,670.37	\$1,398,298.09	25.90%	B
GFT Infrastructure, Inc		CI-673A GANNETT - SFB Replacement Project Engineering Services for NJ Approach Construction	\$6,084,459.84	\$4,151,515.64	\$1,932,944.20	31.77%	B+
STV Inc. - Trenton, NJ		CM-508A STV - I-78 Maintenance Garage Expansion Engineering Services for Construction Management	\$582,335.21	\$537,483.42	\$44,851.79	7.70%	D
Greenman-Pedersen, Inc.		CM-644A GPI - I-78 Bridges and Approach Slabs Rehabilitation Construction Management / Inspection Services	\$1,429,603.53	\$1,162,668.81	\$266,934.72	18.67%	C

*Met or Exceeded the Target

*Did Not Meet the Target

*P/T/D = Paid To Date

Delaware River Joint Toll Bridge Commission

Meeting of May 18, 2026

Completed Professional Services Projects Payments Detail Report

Date: From 07/01/2014 To 04/30/2026

IBE Payments Legend	
Score Rankings	IBE Commitment Participation
A+	45% & above
A	35% to 44.9%
B+	30% to 34.9%
B	25% to 29.9%
C+	20% to 24.9%
C	15% to 19.9%
D+	10% to 14.9%
D	5% to 9.9%
F	4.9% & below

Prime Consultants	IBE Firm	Project Title	Contract Value	Prime P / T / D	IBE P / T / D	IBE Actual	Score
Greenman-Pedersen, Inc.		CM-664A GPI - SFB Replacement Project PA Noise Walls Construction Management Services	\$849,622.00	\$712,137.11	\$137,484.89	16.18%	C
Hill International, Inc. - Philadelphia, PA		CM-669A HILL - SFB Replacement Project Construction Management Services	\$25,015,064.91	\$18,555,377.52	\$6,459,687.39	25.82%	B
Joseph Jingoli & Son, Inc.		CM-707A JINGOLI - Commission Administration Building at Scudder Falls - Construction Management Services	\$530,880.29	\$495,130.33	\$35,749.96	6.73%	D

*Met or Exceeded the Target

*Did Not Meet the Target

*P/T/D = Paid To Date

**Delaware River Joint Toll Bridge Commission
Meeting of May 18, 2026**

MINORITY, WOMEN AND SMALL BUSINESS ENTERPRISE PROGRAM

The Delaware River Joint Toll Bridge Commission implemented a one-year Minority Business Enterprise (MBE) pilot program, with a 7% participation goal, and the Women Business Enterprise (WBE) pilot program with a 3% goal. These goals applied to consultants and contractors' participating in the Commission's Capital Program and were effective on September 1, 2008.

At its December 2008 Commission Meeting, the Commission revised the pilot program to specify a 25% Small Business Enterprise (SBE) goal to New Jersey assigned consultant contracts in lieu of the previously specified 7% MBE and 3% WBE goals.

At its December 2010 Commission Meeting, due to the success of the Commission's MWSBE Pilot Program, the Delaware River Joint Toll Bridge Commission adopted a resolution for permanent status of the Minority Business Enterprise (MBE) program, with a 7% participation goal, and the Women Business Enterprise (WBE) program with a 3% goal, and the Small Business Enterprise (SBE) program with a 25% goal. These goals apply to consultants and contractors' participating in the Commission's Capital Program.

The Contract Compliance Department continues to monitor, update and analyze the payments for the MWSBE diversity program.

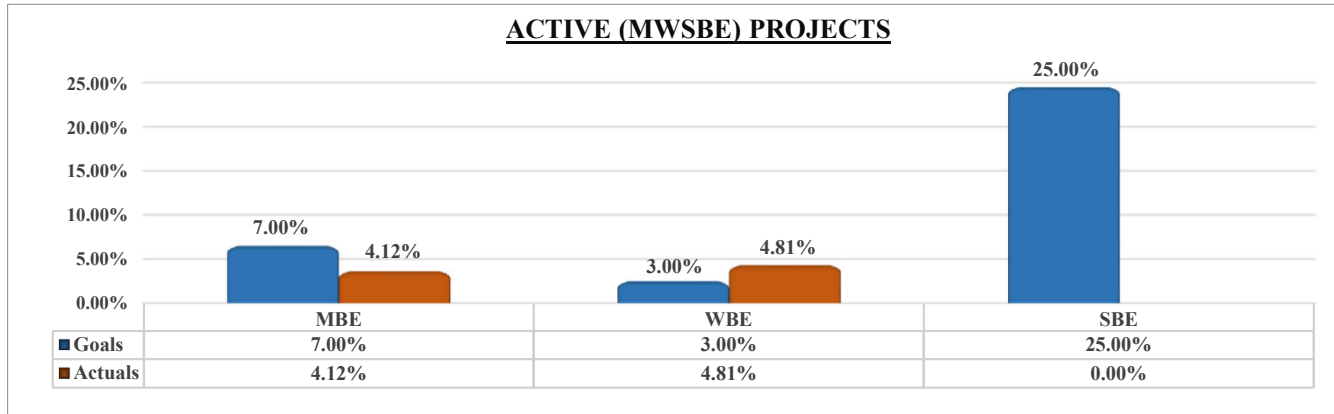
- | | |
|---|-------------------|
| a) PA Assigned Professional Services Contracts: | 7% MBE and 3% WBE |
| b) No State Assigned Professional Services Contracts: | 7% MBE and 3% WBE |
| c) Capital Plan Construction Contracts: | 7% MBE and 3% WBE |
| d) NJ Assigned Professional Services Contracts: | 25% SBE |

Numerous diversified businesses have benefited and continue to benefit from the Commission's previous M/W/SBE Program. The number of Contracts awarded during the MWSBE Program are as follows:

- | | |
|-----------------------------------|-----|
| ➤ Active Projects: | 1 |
| ➤ Completed Projects: | 76 |
| ➤ Total Capital Program Projects: | 77 |
| ➤ Total Number of Contractors: | 180 |

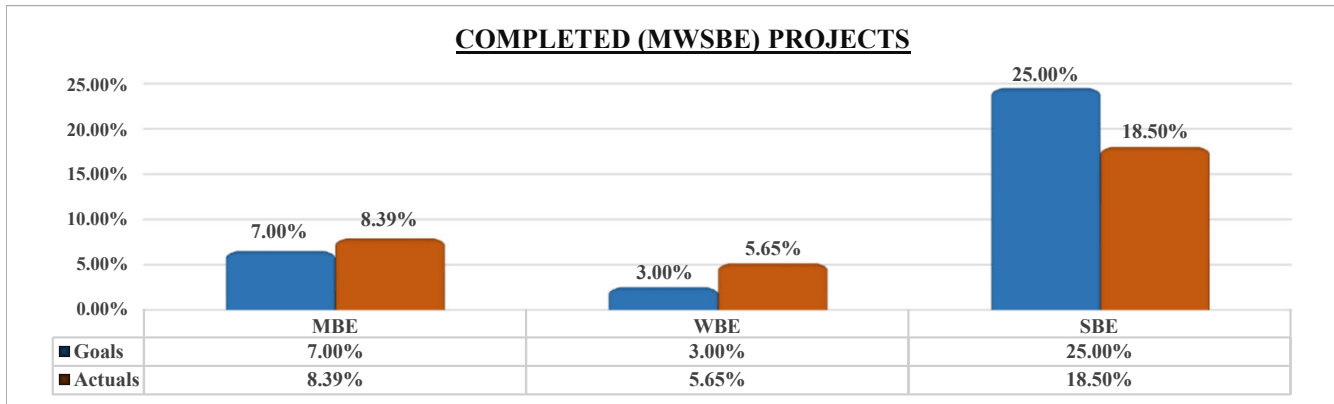
As of July 1, 2014 projects fall into the status now commonly referred to as **IBE (Identified Business Enterprise)** with a projected target to be or to exceed 25% of the total project award amount.

ACTIVE and COMPLETED (MWSBE) PROJECTS PAYMENTS



M/WBE Actual Summary Totals \$2,836,555.02	MBE		WBE		SBE Actual Summary Totals \$0.00	SBE	
	ACTUAL	PAYMENTS	ACTUAL	PAYMENTS		ACTUAL	PAYMENTS
	4.12%	\$1,319,428.97	4.81%	\$1,542,076.15		0.00%	\$0.00

PROJECT NO.	CONTRACTOR / CONSULTANT	PROJECT VALUE	TOTAL PAYMENTS TO DATE	MBE GOAL 7%	MBE PAYMENTS	WBE GOAL 3%	WBE PAYMENTS	SBE GOAL 25%	SBE PAYMENTS
C-502A	AECOM Transp.	\$ 34,099,000.00	\$ 32,039,412.00	4.12%	\$ 1,319,428.97	4.81%	\$ 1,542,076.15		\$ -



M/WBE Actual Summary Totals \$141,820,320.30	MBE		WBE		SBE Actual Summary Totals \$18,938,470.71	SBE	
	ACTUAL	PAYMENTS	ACTUAL	PAYMENTS		ACTUAL	PAYMENTS
	8.39%	\$11,903,166.05	5.65%	\$8,008,051.95		18.50%	\$3,502,973.00

The details relative to the Completed Projects data above are available in the following page.

**Delaware River Joint Toll Bridge Commission
Meeting of May 18, 2026**

**Minority, Women and Small Business Enterprise Payment Reporting for
Completed Contracts**

*Categories highlighted below indicates the Prime has either met or exceeded the target.

PROJECT NO.	CONTRACTOR / CONSULTANT	CONTRACT VALUE	MBE GOAL 7.0 %	MBE PAYMENTS	WBE GOAL 3.0 %	WBE PAYMENTS	SBE GOAL 25.0 %	SBE PAYMENTS
DB-427B	A.P. Construction	\$ 4,356,866.00	10.00%	\$ 435,686.60	7.30%	\$ 318,051.22		
T/TS-573A	A.P. Construction	\$ 7,823,588.00	7.69%	\$ 601,633.92	4.92%	\$ 384,920.53		
T-440BR	A.P. Construction	\$ 4,608,295.33	11.70%	\$ 539,170.55	7.33%	\$ 337,788.05		
TTS-476A-2	A.P. Construction	\$ 3,511,153.06	7.20%	\$ 252,803.02	5.50%	\$ 193,113.42		
T-472A	Allied Painting	\$ 15,595,983.76	9.70%	\$ 1,512,810.42	15.00%	\$ 2,339,397.56		
C-443A	Ammann & Whitney	\$ 770,909.81	10.00%	\$ 77,090.98	14.00%	\$ 107,927.37		
C-445A	Ammann & Whitney	\$ 920,304.08	7.20%	\$ 66,261.89	3.20%	\$ 29,449.73		
C-732A	Arora and Associates, PC	\$ 788,087.07	100.00%	\$ 788,087.07				
C-629B	Michael Baker	\$ 500,000.00					2.79%	\$ 13,937.96
T-474A	Bracy Contracting	\$ 2,660,000.00	6.05%	\$ 160,930.00	2.87%	\$ 76,342.00		
C-474A	Brinjac	\$ 287,603.87	8.00%	\$ 23,008.31	9.00%	\$ 25,884.35		
C-627A	Buchart Horn	\$ 132,374.35						
C-598A	Burns Group	\$ 408,272.00					8.00%	\$ 32,661.76
C-454A	Carroll Engineers	\$ 500,000.00	18.10%	\$ 90,500.00	5.90%	\$ 29,500.00		
C-543A	Cherry Weber	\$ 612,233.00					28.30%	\$ 173,261.94
C-639A	Cherry Weber	\$ 401,455.40	18.10%	\$ 72,663.43	5.90%	\$ 23,685.87		
T-498A	Cornell & Co.	\$ 1,999,015.22	9.30%	\$ 185,908.42	6.30%	\$ 125,937.96		
T-554A	Dayspring Electric	\$ 232,117.66						
C-628A	Dewberry	\$ 474,625.86	9.69%	\$ 46,014.78	13.27%	\$ 62,999.77	9.12%	\$ 43,294.17
C-454B	French & Parello	\$ 500,000.00					17.00%	\$ 85,000.00
C-627B	French & Parello	\$ 276,851.59					5.70%	\$ 28,487.21
C-453A	Gannett Fleming	\$ 1,000,000.00	5.33%	\$ 53,300.00	0.87%	\$ 8,700.00		\$ -
C-598B	Gannett Fleming	\$ 367,353.90					8.95%	\$ 32,878.17
C-566A	Greenman Pedersen	\$ 350,675.02	9.54%	\$ 33,464.64	0.83%	\$ 2,924.37		\$ -
C-599B	Greenman Pedersen	\$ 1,000,000.00					4.00%	\$ 40,000.00
CM-437A	Greenman Pedersen	\$ 2,559,020.59					19.50%	\$ 499,009.02
CM-440B	Greenman Pedersen	\$ 753,336.71					17.64%	\$ 132,888.60
T-441A	H & G Contractors	\$ 1,586,698.00	6.60%	\$ 104,722.07	1.57%	\$ 24,911.16		
C-530A	Hill International	\$ 400,000.00	2.50%	\$ 10,000.00				
CM-427B	Hill International	\$ 629,749.00					13.60%	\$ 85,645.86
CM-447B	Hill International	\$ 973,401.52	4.10%	\$ 39,909.46	2.10%	\$ 20,441.43		
CM-442A	Hill International	\$ 319,826.73					25.14%	\$ 80,404.44
CM-573A	Hill International	\$ 1,038,384.48	6.20%	\$ 64,379.84	5.80%	\$ 60,226.30		
C-629A	Hill International	\$ 147,560.34					13.66%	\$ 40,993.70
T-506A	HRI	\$ 13,727,411.69	7.17%	\$ 984,255.42	2.91%	\$ 399,467.68		
TS-505A	IEW	\$ 661,352.00	55.00%	\$ 363,743.60	8.93%	\$ 59,058.73		
DB-563A	J. Fletcher Creamer	\$ 1,283,717.00	15.00%	\$ 192,557.55	4.00%	\$ 51,348.68		
TTS-634AR	J. Fletcher Creamer	\$ 896,808.00	8.35%	\$ 74,885.53	0.42%	\$ 3,755.75		
T-437A	J.D. Eckman	\$ 24,412,321.90	7.48%	\$ 1,826,041.68	3.04%	\$ 742,134.59		
C-549AR	Jacobs Engineering	\$ 445,549.98	8.02%	\$ 35,745.16	3.11%	\$ 13,866.11		
TS-442A	James A. Anderson	\$ 2,149,268.62	6.30%	\$ 135,403.92	1.30%	\$ 27,940.49		
TS-443A	James A. Anderson	\$ 2,461,975.00			6.10%	\$ 150,180.48		
T-543A	James D. Morrissey	\$ 6,683,640.40	4.80%	\$ 320,814.74	8.64%	\$ 577,466.53		
CM-444A	JMT	\$ 905,196.00	9.50%	\$ 85,993.62	2.80%	\$ 25,345.49		
CM-506A	JMT	\$ 1,459,000.00	7.65%	\$ 111,613.50	2.40%	\$ 35,016.00		
CM-543A	JMT	\$ 752,729.58					30.60%	\$ 230,335.25
C-506A	K.S. Engineers	\$ 1,156,622.33	63.38%	\$ 733,067.23	13.44%	\$ 155,450.04		
TTS-476A-1	Kyle Conti	\$ 4,128,641.00	0.09%	\$ 3,715.78	9.00%	\$ 371,577.69		
C-628B	Louis Berger Group	\$ 781,897.95					9.21%	\$ 92,111.29
DB-562A	M.L. Ruberton	\$ 344,492.68	8.30%	\$ 28,592.89	3.80%	\$ 13,090.72		
T-475A	Miniscalco	\$ 68,229.51	2.25%	\$ 1,535.16	1.20%	\$ 818.75		
TS-445A	Neshaminy Contractors	\$ 6,285,926.10	16.90%	\$ 1,062,321.51	2.70%	\$ 169,720.00		
TS-447B	Neshaminy Contractors	\$ 8,955,586.24	8.60%	\$ 770,180.42	2.58%	\$ 231,054.12		
C-437B	Parsons Brinkerhoff	\$ 2,254,674.00					22.54%	\$ 508,203.52
C-437A	Pennoni Associates	\$ 764,181.39					24.00%	\$ 183,403.53
C-455B	Remington & Vernick	\$ 400,000.00					2.49%	\$ 9,960.00
TS-444A	Road-Con	\$ 7,814,850.68	4.87%	\$ 380,583.23	0.31%	\$ 24,226.04		
T-639A	Road-Con	\$ 3,324,313.00			13.90%	\$ 462,079.51		
T-746B	Road-Con	\$ 5,603,676.34	1.40%	\$ 116,459.43	1.50%	\$ 84,149.60	3.14%	\$ 175,970.46
C-621A	Rummel, Klepper & Kahl	\$ 487,881.64	9.01%	\$ 43,941.24	3.16%	\$ 15,427.54		
T-624A	Sparwick	\$ 874,601.00	7.60%	\$ 66,469.68	0.75%	\$ 6,559.51		
C-440B	Stantec	\$ 728,011.79	4.75%	\$ 34,580.56	2.80%	\$ 20,384.33		
C-440A	Stantec	\$ 405,011.03	4.80%	\$ 19,440.53	6.60%	\$ 26,730.73		
C-600A	STV	\$ 800,000.00					12.60%	\$ 100,800.00
CM-472A	STV	\$ 1,728,385.40					23.80%	\$ 411,355.73
CM-474A	STV	\$ 291,172.17						
C-538A	STV	\$ 500,000.00	1.25%	\$ 6,250.00	31.20%	\$ 156,000.00		
CM-443A	STV	\$ 204,152.63	16.75%	\$ 34,195.57	11.00%	\$ 22,456.79		
CM-445A	STV	\$ 682,064.44					26.00%	\$ 177,336.75
CM-498A	STV	\$ 571,665.66	12.00%	\$ 68,599.88	2.40%	\$ 13,719.98		
C-453B	T & M Associates	\$ 1,000,000.00					18.90%	\$ 189,000.00
C-07-11	Transystems	\$ 747,493.55					21.05%	\$ 157,347.39
C-447B	Transystems	\$ 666,016.64	8.00%	\$ 53,281.33	2.00%	\$ 13,320.33		
CM-476A	Trumbull	\$ 699,250.00	13.60%	\$ 95,098.00	6.10%	\$ 42,654.25		
C-505A	Urban Engineers	\$ 154,598.70					36.50%	\$ 56,428.53
C-539A	URS Corporation	\$ 265,070.69						

DELAWARE RIVER JOINT TOLL BRIDGE COMMISSION

Meeting of May 18, 2026

**OPERATIONS INDEX
FOR
INFORMATION TECHNOLOGY**

SUBJECT	DESCRIPTION	PAGE NUMBER
Information Technology	Status Report Month of April 2026	1-2

DELAWARE RIVER JOINT TOLL BRIDGE COMMISSION





Meeting of May 2026

Information Technology Department Report

Month of April 2026


The following activities under the general heading of Information Technology were recently initiated, accomplished, or performed:

Helpdesk/Deployments:


-  Processed 34 work orders for the month.
-  Includes all software support, IT daily tasks, printer and desktop support, Intranet, news and job postings, telephone support, and form design/updates.
-  Includes configuration and deployment of desktops, laptops, and cell phones.
-  Includes MUNIS, ADP, Maximo, ESS CAD/RMS, and other Enterprise Software updates and maintenance, and EZ-Pass support.

Projects:


Time Clock Upgrades:

-  We have begun to upgrade the ADP Time Clocks throughout the Commission.



ERP Project:

-  We continue to participate in our ERP evaluation project.


Telephone System Upgrades:

-  Telephone system upgrades are complete Commission-wide.


Security, Upgrades, and Migration Initiative:

-  We continue to roll out Windows 11 and will continue through 2026.
-  We have begun to upgrade our Windows 2016 Servers to Windows 2025 and will continue over the course of 2026.

Network Upgrades:

-  We continue network upgrades. We are now working on wide-area network routers and Internet firewalls.



IAG V2X Workgroup:

-  Joined the IAG V2X Workgroup where we will be determining how “Vehicle-to-everything” technologies fit in with the Electronic Toll Collection.

DELAWARE RIVER JOINT TOLL BRIDGE COMMISSION

Meeting of May 2026

Meetings Attended:

-  Every Other Monday: IAG Tech Committee Call
-  Every Other Monday: IAG V2X Working Group Call

DELAWARE RIVER JOINT TOLL BRIDGE COMMISSION

**TRAINING AND EMPLOYEE SAFETY DEPARTMENT
MONTH OF APRIL 2026**

**DELAWARE RIVER JOINT TOLL BRIDGE COMMISSION
Meeting of May 6, 2026**

OPERATIONS INDEX

FOR

TRAINING AND EMPLOYEE SAFETY

SUBJECT	DESCRIPTION	PAGE NUMBER
Training & Employee Safety	Status Report Month of April 2026	1 of 5

DELAWARE RIVER JOINT TOLL BRIDGE COMMISSION

TRAINING AND EMPLOYEE SAFETY DEPARTMENT MONTH OF APRIL 2026

The activities delineated below represent meetings, communications, tasks, and accomplishments of the Training and Employee Safety Department:

The Training & Employee Safety (TES) Department instructed, facilitated and/or coordinated 10 virtual and/or instructor-led training (ILT) courses during the month of April which consisted of 20 ILT sessions and 123 commission employees trained.

- 4/1: Competent Person Certification - Day 2
Training needs assessment with Executive Staff
- 4/2: Generator Startup/Shutdown training at Riegelsville

Corporal Promotional Exam Prep Course at EP
- 4/6: CAO Department Monthly Staff Meeting via MS Teams

TES staff individual meetings with HR and Training Sr. Director
- 4/7: TES staff individual meetings with HR and Training Sr. Director
- 4/8: Corporal Promotional Exams at EP

Training Bytes assigned to Maintenance - Liquid Fuel Power Tools
- 4/9: Review ERP for TES on Teams

Staff Meeting via MS Teams
- 4/10: Leadership Supervisor Training Meeting with Dan Tufts & Mike Alcazar

Harassment Presentation by TES Training Coordinator for Administration

TES staff individual meetings with HR and Training Sr. Director
- 4/13-
4/14: Drug Impairment Training for Supervisors of CDL Drivers
- 4/14: CPR/AED/First Aid at SF & I-78
- 4/14-
4/16: Traffic Control Coordinator 3-Day Designation course
- 4/16: CPR/AED/First Aid at NHL

DELAWARE RIVER JOINT TOLL BRIDGE COMMISSION

TRAINING AND EMPLOYEE SAFETY DEPARTMENT
MONTH OF APRIL 2026

- 4/15: Blue Light training meeting with PSBS at Scudders Falls
- 4/16: Harness Awareness training at Trenton NJ
CPR/AED/First Aid training
- 4/20-
4/21: PSBS In-Service Week 1 at NHL
- 4/20: Employee Safety Manual Review
- 4/22: PSBS Monthly Meeting at TM
- 4/23: Workplace Safety Committee Meeting at EP
- 4/23: Special project Tree removal at I-78
- 4/27-
4/29: PSBS In-Service Week 2 at NHL
- 4/30: CPR/AED/First Aid at NHL
- 4/30: CAO Department Monthly Staff Meeting (May) via MS Teams

TES MONTHLY TRAINING REPORT - APRIL 2026

ILT Course Name	Session Date	Location	Enrolled	Attended	Absent
Competent Person Certification for Fall Protection	3/31/2026 - 04/01/26	FallProof Systems	10	10	0
Generator Startup/Shutdown Procedures	04/02/26	Riegelsville PA Shelter	4	4	0
Promotional Exam Prep Course	04/02/26	EP	3	3	0
Promotional Exams	04/08/26	EP	5	5	0
Drug Impairment Training	04/13/26	NHL	13	12	1
	04/14/26	NHL	9	9	0
CPR/AED/First Aid	04/14/26	SF	5	5	0
	04/14/26	I78	8	8	0
Traffic Control Coordinator 3-Day Designation	04/14/26 - 04/16/26	Rutgers	4	4	0
CPR/AED/First Aid	04/16/26	NHL	7	7	0
Harness Awareness for Fall Protection	04/16/26	FallProof Systems	6	6	0
PSBS In-Service - Week 1	04/20/26	NHL	10	10	0
	04/21/26	NHL	7	7	0
PSBS In-Service - Week 2	04/27/26	NHL	11	11	0
	04/28/26	NHL	11	11	0
	04/29/26	NHL	6	6	0
CPR/AED/First Aid	04/30/26	NHL	5	5	0
ILT Courses Taught: 9	Sessions Conducted: 20		124	123	1
E-Learning Course Name	Department	Date Assigned	Due Date	Completed	Incomplete
Liquid Fuel Power Tools	Maintenance	4/8/2026	5/3/2026	87	3
E-Learning Courses Taught: 1				87	3

DELAWARE RIVER JOINT TOLL BRIDGE COMMISSION

TRAINING AND EMPLOYEE SAFETY DEPARTMENT
MONTH OF APRIL 2026

PSBS In-Service:

Dates: 4/20-4/21 & 4/27-4/29

Training Topics: Human Resources
 Slow Downs
 Trauma/Coping with Trauma
 Confined Space Safety
 Incident Report Writing
 Toll System
 Situational Awareness
 De-Escalation
 CAD/RMS
 Resource Requests (TIM)
 Active Threat

Supervisory Courses

Senior Leadership Course (Deputy Directors and above)
Location: Scudders Falls

Dates: May 29
 June 17
 July 29
 August 19
 August 31

Make-Up Dates: TBA
Additional training dates for 2026 confirmed

Basic Supervisor Course online training created
Annual Basic Supervisors Training for Operations (Promotions)
Crisis Communications Field Ops/Control Center
Emergency Response for Managers

Blue Light Emergency Activation System/Active Threat:

Dates: April 14 @ Trenton-Morrisville
 April 29 @ Scudders Falls

DELAWARE RIVER JOINT TOLL BRIDGE COMMISSION

TRAINING AND EMPLOYEE SAFETY DEPARTMENT
MONTH OF APRIL 2026

Demonstration & Building Assessment
Code 200: Active Shooter/Threat
Radio Procedures
CAD/RAVE/Guardian Application
Telephone Procedures
Camera Monitoring
Officer in Charge Protocol
AET Building
Maintenance Procedures
ESS Technician Protocols
Safe Room Options/Door Jam Applications
Developing/Finalizing Proper Procedures and Contingency Plan

Preventing Workplace Harassment:

Date: 4/10

Power Point & Video Presentation

Recommendation to utilize onboarding and annual training to staff provided by Training and Employee Safety Department

DELAWARE RIVER JOINT TOLL BRIDGE COMMISSION

Meeting of May 18, 2026

COMMUNICATIONS

The following Pages reflect the reports on those items assigned to the Communications Department. Each item is reported separately and page numbered accordingly.

DELAWARE RIVER JOINT TOLL BRIDGE COMMISSION
Meeting of May 18 2026

OPERATIONS INDEX
FOR
COMMUNICATIONS

SUBJECT	DESCRIPTION	PAGE NUMBER
Communications	Status Report Month of April 2026	1-3

DELAWARE RIVER JOINT TOLL BRIDGE COMMISSION

Meeting of May 18, 2026

COMMUNICATIONS REPORT

April 2026

- **COMMISSION AWARENESS EFFORTS:**

Historic Bridge Slide Program at Ewing Library – Researched and compiled a roughly 70-minute-long slide program about the former Yardleyville/Yardley-Wilburtha Bridge. This was similar – though not identical – to a prior presentation given to the Yardley Historical Association in 2024. The major difference was additional slides oriented to the New Jersey side of the river. The presentation was given during the evening of April 29 at the Ewing Library. Roughly 25 individuals attended the program and there was a brief Q&A program afterward. Among the additional material in this presentation were maps Trenton Water Power (canal) maps acquired from the NJ State Archives; various newspaper clippings about the bridge structures, a formal hotel/roadhouse immediately adjacent to the bridge, and construction of the Route 29 expressway through Ewing during 1964. The slide show was well received.

Washington Crossing Bridge Four-Hour Shutdown – Drafted and issued a press release to advise the public of a scheduled four-hour-long closure of the Washington Crossing Toll-Supported Bridge’s vehicular lanes on April 21. The release generated some news coverage and social media posting. The notification also was posted on the Commission’s Facebook page for additional sharing purposes. The press release explained that the temporary bridge closure would allow Commission maintenance forces to reseal a loose steel roadway grate on the Pennsylvania side; repaint the bridge’s yellow centerline; and patch and recoat the New Jersey approach roadway surface.

2025 Annual Report – Identified and acquired various photographs for use in the annual report.

Hot Topics - headlines:

E-ZPass tags are on their way out - their replacement is being tested; Drivers use these sneaky devices to avoid tolls – now the feds are cracking down; Philadelphia & Delaware Marketing & Communications Jobs; I-78 toll bridge to close express lanes during daytime hours – delays possible; Box cutters, guns, and the Jersey salute: NJ road rage is out of control; Bridge commission launches webpage for Uhlerstown-Frenchtown bridge lighting requests; Ben Frankling Bridge to celebrate 100th birthday this summer; Thousands to flood iconic bridge on foot – relax, not a protest; New Hope-Lambertville Bridge illuminated with thin-blue-line display for National Crime Victims’ Rights Week; Could a left-turn restriction end the Union Square gridlock in Phillipsburg during peak hours.

- **WEBSITE:**

Cropped, uploaded, and posted updated photograph of Commission Chairman Aladar Komjathy; worked with Shawnda Bolton to affirm that correct Public Relations Policy is posted on the Commission’s website; cropped, uploaded, formatted, and posted new banner photograph for Commissioners webpage; added Commissioner John DiVeronica biography and photograph to the Commissioners webpage and reordered NJ Commissioners accordingly; worked with Myron Mariano of website consultant Stokes Creative Group to add a popup window to the Uhlerstown-Frenchtown Bridge lighting webpage; updated the

DELAWARE RIVER JOINT TOLL BRIDGE COMMISSION
Meeting of May 18, 2026

Overview section and other materials on the Uhlerstown-Frenchtown Toll-Supported Bridge Rehabilitation Project webpage; uploaded and posted March contract compliance report; posted the April Commission meeting notice; inserted Teams meeting link, teleconferencing info, and meeting agenda onto the Public Access-Commission Meetings webpage for the April 27 Commission meeting; posted 19 alerts during the month regarding lane closures or other travel restrictions at Commission bridges; updated the homepage's banner scroll as warranted for travel restrictions and other notices; uploaded and posted new Justin Bowers drone photographs for Uhlerstown-Frenchtown Bridge lighting page; posted addendum for C-825A procurement at request of Steve Burke in engineering; added Robert P. Angelastro to the website's DRJTBC management page listing and made other updates with assistance of Joanna Cruz in Human Resources; updated the Investor Information webpage introductory content and milestone-function rollup entries; reordered toll and travel dropdown menu.

- **COMMUNITY AFFAIRS** (Please refer to Community Affairs report)

INTERNAL/EXTERNAL COMMUNICATIONS

- Recorded a total of 16,843 sessions (visits) to Commission's website – www.drjtbc.org – during April 2026. That's fewer than the 17,061 sessions in March and the 19,189 in April 2025. Most viewed webpages were TOLL BY PLATE, Current Toll Rates, Career Opportunities, Truck Permit Application, Career Opportunities, and Toll Violations.
- Drafted and issued one press release in April: Four-hour-long shutdown of Washington Crossing Toll-Supported Bridge.
- Recorded radio news interview with Joyce Estey of WRNJ radio regarding lighting page for Uhlerstown-Frenchtown Toll-Supported Bridge.
- Attended meeting on Commission training programs.
- Ironed out discrepancy in Ewing Library's schedule for Apr. 29 presentation on the former Yardley-Wilburtha Bridge location.
- Provided various flood and scour photographs to the engineering department for an upcoming slide program about underwater inspections and scour remediation.
- Attended various online progress meetings for an anticipated upcoming bond issuance and refinancing;
- Provide list of candidate questions for Director of Communications job posting.
- Examined and suggested edits for scoping entry on Washington Crossing Bridge Alternatives Analysis webpage; provided to W. Michael Cane.
- Coordinated with Bob Baron of Phillipsburg Marble Co. to schedule New Hope-Lambertville Bridge site visit for purposes of measuring and evaluating potential plaque and monument stone installations along the bridge's approach sidewalks,
- Discussed closure of New Hope-Lambertville Bridge with Lambertville Police Chief Bob Brown.
- Edited draft executive director business letter.
- Completed job posting process for Director of Communications job posting
- Drafted and sent detailed point-by-point response to Bird Safe Philly letter that contained numerous false assertions about the Commission's bridge lighting systems.
- Marked up the draft bond prospectus and proposed a series of corrections and embellishments regarding bridge system information; provided to chief financial officer.

DELAWARE RIVER JOINT TOLL BRIDGE COMMISSION
Meeting of May 18, 2026

- Vet temporary Washington Crossing Bridge closure press release with New Hope-Lambertville maintenance.
- Edited draft VMS message for temporary Washington Crossing Bridge closure.
- Measured and discussed logistics for monument-stone and plaque placements at the New Hope-Lambertville Bridge with Michael McCandless, program manager -structures, and Bob Baron, president of Phillipsburg Marble Co.
- Met with Senior Director of Human Resources and Training Joanna Cruz regarding Director of Communications job description and posting.
- Visited Trenton Library's Trentoniana Room, New Jersey State Archives, Ewing Historical Society, and New Jersey State Library (map collections) for materials directly or indirectly related to the former Yardley-Wilburtha Bridge location.
- Reviewed Washington Crossing Bridge Alternatives Analysis newsletter and relayed any markups or suggestions to W. Michael Cane in engineering.
- Coordinated with NewspaperArchive.com technician regarding restoration of Commission access after historic clipping service experienced hacker-induced service disruption.
- Acquired photographs and graphics from New Jersey Geological and Water Survey for use in Yardley-Wilburtha Bridge presentation.
- Examined new FAQs for Washington Crossing Bridge Alternatives Analysis and discussed with W. Michael Cane in engineering.
- Forwarded to trolley expert Dennis Waters a Trenton streetcar system map recently submitted to the Trenton Library's Trentoniana Room..
- Emailed to historian Marfy Goodspeed a New Jersey State Archives graphic of Raven Rock, Hunterdon County, N.J.
- Forwarded Lower Trenton historic photo to Bellevue Communications' Alex Styer for enhancement through Photoshop; photograph subsequently sent to Trentoniana Room.
- Reframed updated proclamation for former Commissioner Yuki Moore Laurenti.
- Attended Washington Crossing Bridge Alternatives Analysis progress meeting.
- Called and corresponded with Vince Martorana of NJDOT regarding 1964 construction of final divided highway segment of Route 29 through Ewing, N.J.
- Responded to NJDOT inquiry regarding illegal dumping along Route 29 NB in Trenton near Commission's Lower Trenton Bridge.
- Requested resubmittal of Bellevue Communications invoice with suggested corrections.
- Provided photographs of Stites and Capaldi proclamation presentation to Dep. Exec. Dir. of Operations Mark J. Murranko for conveyance to the two officers.

DELAWARE RIVER JOINT TOLL BRIDGE COMMISSION

Meeting of May 18, 2026

**OPERATIONS INDEX
FOR
COMMUNITY AFFAIRS**

SUBJECT	DESCRIPTION	PAGE NUMBER
Community Affairs	Status Report Month of April 2026	1-2

Community Affairs Report April 2026

The following Community Affairs activities took place in April of 2026

Washington Crossing Bridge Alternatives Analysis

Participated in status meetings with team. Worked with Public Involvement team on preliminary identification of business stakeholders.

Washington Crossing event

There are a number of events planned this season for the nation's semiquincentennial. Participated in meeting with Commission officials and representatives from the state park and Friends of Washington Crossing Park, to review the role and jurisdiction of each agency.

Uhlerstown-Frenchtown Toll-Supported Bridge Rehabilitation

Attended bi-weekly project meetings. Participated in on-site final review of light shows. Surveyed possible locations of rehabilitation plaques. Coordinated production of state line signs with Maintenance Department.

Portland-Columbia Truck Traffic

There is an issue with trucks crossing into New Jersey, taking the first ramp towards Rt. 46, then turning right into Columbia to go to the truck stop. Worked with Engineering and Maintenance to develop appropriate signage to direct trucks to the travel center via Rt. 94.

New Hope-Lambertville Route 202 AET Conversion

Kept apprised of work schedule when not able to attend progress meetings. Notified residents in adjacent neighborhood of overnight and noise-intensive work scheduled for first week of May

Bridge lighting

Programmed monthly shows and updated website. Uhlerstown-Frenchtown system is now live. Received a couple of emails expressing disapproval of the lights. April shows included Passover and Easter holidays, several disease awareness campaigns, and celebration of Shadfest at New Hope-Lambertville. Shows scheduled for May include Mother's Day, several disease awareness campaigns, Nurses Week, New Hope -Lambertville Pride festival and Lafayette College graduation.

Various Community Affairs activities

Handled a wide assortment of community affairs tasks during the month, including:

- Attended ASHE Awards dinner
- Attended Lehigh Valley Chamber of Commerce Easton's State of the City event
- Attended Lehigh Planning Commission, Route 22 Management stakeholders meeting
- Posted notices for weekly closures at the Scudder Falls shared use path
- Received concerns regarding excessive clearing of vegetation in one location and asking for more clearing in another.

DELAWARE RIVER JOINT TOLL BRIDGE COMMISSION

Meeting of May 18, 2026

- Handled various questions from the public including taking wedding photos on the Center Bridge-Stockton Bridge, painting of the center line at Washington Crossing Bridge and toll waiver requests for emergency services.
- Assisted the Communications Department by proofreading various news releases and communications, and editing/enhancing various images.

DELAWARE RIVER JOINT TOLL BRIDGE COMMISSION

Meeting of May 18, 2026

ENGINEERING

The following Pages reflect the reports on those items assigned to the Engineering Department. Each item is reported separately and page numbered accordingly.

DELAWARE RIVER JOINT TOLL BRIDGE COMMISSION
Meeting of May 18, 2026
PROJECT STATUS REPORT

FACILITY	PM/PAM	CONTRACT DESCRIPTION	PAGE NO.
Trenton-Morrisville Toll Bridge/Langhorne	RJZ/KMS	Southern Operations & Maintenance Facilities Improvements <ul style="list-style-type: none"> • Design, C-519A • CM/CI Services, CM-519A • Construction, T-519A 	1
	HMS/SJB	TM TB ESS Cameras Infrastructure Improvements – NJ Approach <ul style="list-style-type: none"> • Design, TOA No. C-803A-1 	2
	HMS/SJB	TM TB Toll Bridge Highway Lighting Design <ul style="list-style-type: none"> • Design, TOA No. C-803A-4 	2
	EVO/SJB	TM TB Miscellaneous Substructure Spall Repairs <ul style="list-style-type: none"> • Design, C-788A-3 	3
	CAS/KMS	TM TB AET & PA Avenue Interchange <ul style="list-style-type: none"> • Design, C-691A 	4
Lower Trenton Toll-Supported Bridge	EVO/SJB	Lower Trenton TSB Truck Warning System (Pilot) <ul style="list-style-type: none"> • Final Design, TOA No. C-771A-7 	5
Scudder Falls Toll Bridge	CLR/SJB	DMC Services for T-668A Construction of the SFB Project <ul style="list-style-type: none"> • Oversight of Final Design, TOA No. C-502A-1M 	6
	EVO/SJB	SF TB Bridge Facility Deck Sealing & Shared-Use Path PPC Overlay Improvements <ul style="list-style-type: none"> • Design, TOA No. C-759A-5 • CI Services, TOA No. C-804A-1 • Construction, JOC No. T/TS-785A-005 	7
Washington Crossing Toll-Supported Bridge	WMC/KMS	Washington Crossing Bridge Alternative Analysis <ul style="list-style-type: none"> • Preliminary Engineering /Environmental Documentation, C-697A 	9
New Hope-Lambertville Toll-Supported Bridge	MEM/SJB	NH-L TSB Rehabilitation <ul style="list-style-type: none"> • CM/CI Services, CM-694A • Construction, TS-694A 	9
New Hope-Lambertville Toll Bridge	CAS/KMS	NH-L TB All Electronic Tolling (AET) Conversion Design <ul style="list-style-type: none"> • Design, C-754A 	10
	VMF/CAS	<ul style="list-style-type: none"> • CM/CI, Services, CM-754A • Construction, T-754A 	10
Centre Bridge-Stockton Toll-Supported Bridge	HMS/SJB	CB-S TSB – Bridge Shelter Water Line Replacement <ul style="list-style-type: none"> • TOA No. C-803A-3 	11
Lumberville-Raven Rock Toll-Supported Bridge	HMS/SJB	L-RR TSPB Concept Design for Architectural Lighting & Electronic Surveillance/Detection System Installation <ul style="list-style-type: none"> • Final Design, TOA No. C-803A-2 	12
Uhlerstown-Frenchtown Toll-Supported Bridge	MEM/KMS	Uhlerstown-Frenchtown TSB Rehabilitation <ul style="list-style-type: none"> • Design, C-642A • CM/CI Services, CM-642A • Construction, TS-642A 	12
I-78 Toll Bridge	CLR/SJB	I-78 Main River Bridge Cleaning & Painting <ul style="list-style-type: none"> • Design, C-802A-2 	13

Facilities are listed South to North

The first set of initials indicate the Project Manager and the second set of initial indicate the Program Area Manager

Project Manager Legend

Program Area Manager Legend

WMC – M. Cane	CLR – C. Rood	KMS – K. Skeels	MEM – M. McCandless
JRB – J. Bowers	VMF-Vincent Fischer	SJB – S. Burke	CAS – C. Stracciolini
HMS – H. Sewekow	EVO – E. Van-Otoo		RJZ – R. Zakharia
	BP – B. Pathare		

DELAWARE RIVER JOINT TOLL BRIDGE COMMISSION
Meeting of May 18, 2026
PROJECT STATUS REPORT

FACILITY	PM/PAM	CONTRACT DESCRIPTION	PAGE NO.
Easton-Phillipsburg Toll Bridge	HMS/MEM	E-P TB Broad Street Viaduct Sidewalk Replacement <ul style="list-style-type: none"> • Design, TOA No. C-789A-1 	14
Portland-Columbia Toll-Supported Pedestrian Bridge	HMS/MEM	Portland-Columbia TS Pedestrian Bridge Rehabilitation <ul style="list-style-type: none"> • Design, TOA No. C-802A-1 	14
Milford-Montague Toll Bridge	MEM/KMS	Structural Analysis and Repairs <ul style="list-style-type: none"> • Design, TOA No. C-788A-4 	14
	HMS/SJB	M-M TB Storage Building <ul style="list-style-type: none"> • Design, TOA No. C-789A-2 	15
Multiple Facilities and/or Commission-Wide	CLR/SJB	Capital Program Management Consultant (CPMC) & Design Management Consultant (DMC) Services for the I-95/Scudder Falls Bridge Improvement Project <ul style="list-style-type: none"> • CPMC Services 2024 through 2028, C-502A-1N 	15
	MEM/SJB	Underwater Substructure Improvements Design – All Regions <ul style="list-style-type: none"> • Design, C-782A 	16
	MEM/SJB	Bridge Inspection Platform Layout and Design Toll-Supported Bridges <ul style="list-style-type: none"> • Design, TOA No. C-788A-5 	16
	WMC/KMS	Bridge Monitor Shelter Enhancements Program Development <ul style="list-style-type: none"> • TOA No. C-771A-1 	17
	WMC/KMS	Electronic Surveillance/Detection System <ul style="list-style-type: none"> • Network Video Management System (NVMS) Integrator Services, DB-768A 	17
	CAS/KMS	Electronic Toll Collection <ul style="list-style-type: none"> • Customer Service Center/Violation Processing Center Project, DB-584A 	17
	CAS/KMS	Electronic Toll Collection System Replacement <ul style="list-style-type: none"> • Design, Build, and Maintain, DB-540A 	18
WMC/KMS	Job Ordering Contracting Services <ul style="list-style-type: none"> • Program Manager, C-727A • T/TS-784A, JOC For Bridge, Highway and Civil Work- North Region • T/TS-785A, JOC For Bridge, Highway and Civil Work- South Region • T/TS-786A, JOC Services for Building and Facility Work- North Region • T/TS-787A, JOC Services for Building and Facility Work - South Region • T/TS-817A, JOC Services for Construction Services – North and South Regions • T/TS-817B, JOC Services for Construction Services – North and South Regions • T/TS-817C, JOC Services for Construction Services – North and South Regions 	19	

Facilities are listed South to North

The first set of initials indicate the Project Manager and the second set of initial indicate the Program Area Manager

Project Manager Legend

WMC – M. Cane
JRB – J. Bowers
HMS – H. Sewekow
CLR – C. Rood
VMF-Vincent Fischer
EVO – E. Van-Otoo
BP – B. Pathare

Program Area Manager Legend

KMS – K. Skeels
SJB – S. Burke
MEM – M. McCandless
CAS – C. Stracciolini
RJZ – R. Zakharia

DELAWARE RIVER JOINT TOLL BRIDGE COMMISSION
Meeting of May 18, 2026
PROJECT STATUS REPORT

FACILITY	PM/PAM	CONTRACT DESCRIPTION	PAGE NO.
	HMS/MEM	General Engineering Consultant <ul style="list-style-type: none"> • 2023-2026 Annual Inspections, C-757A 	21
	JRB/SJB	Toll Plaza Restriping – All Regions <ul style="list-style-type: none"> • TOA No. C-760A-6 	21
	CAS/KMS	Traffic Engineering Consultant- 2025-2026 Annual Reports <ul style="list-style-type: none"> • TOA No. C-761A 	22
	JRB/CAS	Traffic Count Program Upgrade <ul style="list-style-type: none"> • DR-550A 	22
	CAS/KMS	AET Support Services <ul style="list-style-type: none"> • TOA No. C-770A-5 	23
	CAS/KMS	Hard AET Preliminary Design <ul style="list-style-type: none"> • TOA C-770A-6 	23
	CAS/KMS	In-Lane All Electronic Toll Collection System Design, Build and Maintain <ul style="list-style-type: none"> • Design, Build and Maintain, DB-792A 	24
	CAS/KMS	New Jersey E-ZPass Services <ul style="list-style-type: none"> • Design, Build and Maintain, DB-791A 	25
	MEM/SJB	Non-Destructive Bridge Pin Testing Program <ul style="list-style-type: none"> • Southern Region Bridges, C-813A • Central Region Bridges, C-813B 	25

Facilities are listed South to North

The first set of initials indicate the Project Manager and the second set of initial indicate the Program Area Manager

Project Manager Legend

WMC – M. Cane
 JRB – J. Bowers
 HMS – H. Sewekow
 CLR – C. Rood
 VMF-Vincent Fischer
 EVO – E. Van-Otoo
 BP – B. Pathare

Program Area Manager Legend

KMS – K. Skeels
 SJB – S. Burke
 MEM – M. McCandless
 CAS – C. Stracciolini
 RJZ – R. Zakharia

DELAWARE RIVER JOINT TOLL BRIDGE COMMISSION

May 18, 2026

PROJECT STATUS REPORT

TRENTON- MORRISVILLE TOLL BRIDGE/LANGHORNE

**SOUTHERN OPERATIONS & MAINTENANCE FACILITIES
IMPROVEMENTS**

Preliminary, Final & Post Design Services

Contract No. C-519A

(RJZ/KMS)

This contract is for Preliminary, Final and Post-Design Services for space utilization improvements at New Hope Lambertville Toll Bridge Executive Headquarters and the demolition and reconstruction of the Trenton Morrisville Toll Bridge Administration Building as identified under a Task Order Assignment for Space Utilization Program and Concept Study.

In accordance with the Commission's February 26, 2018, Regular Monthly Commission Meeting, this Contract was awarded to Gannett Fleming, Architects Inc. (GF). Accordingly, a Notice of Award and Limited Notice to Proceed was issued to GF effective February 27, 2018.

Currently GF provides post-Design services for Contract T-519A by attending all project meetings, responding to requests for information, reviewing submittals, assisting in resolving conflicts in the field and clarifying the contract documents. During this reporting period, GF attended two Commissioning meetings and attended to the MEP equipment functional testing.

Construction Management/Construction Inspection Services

Contract No. CM-519A

(RJZ/KMS)

This contract is for Construction Management (CM) and Construction Inspection (CI) Services in connection with the demolition and new construction of the Southern Operations and Maintenance Facilities Improvements Project. Joseph Jingoli & Son, Inc. (JJS) was issued Notice of Award and Limited Notice to Proceed effective January 26, 2021.

JJS is currently conducting bi-weekly progress meetings along with overseeing the facility commissioning, punch list completion and contractor submittal and RFI closeouts as part of providing construction management services.

Construction

Contract No. T-519A

(RJZ/KMS)

Contract T-519A is a multi-phase construction contract for the demolition and new construction of the Southern Operations and Maintenance Facilities Improvements Project. It was awarded to Bracy Construction, Inc. at the Commission Regular Monthly Meeting of June 28, 2021. Notice of Award and Limited Notice to Proceed was issued to the Contractor on June 29, 2021; Notice to Proceed was made effective July 27, 2021, and a Pre-Construction Meeting was conducted on July 29, 2021.

DELAWARE RIVER JOINT TOLL BRIDGE COMMISSION

May 18, 2026

PROJECT STATUS REPORT

At the **Trenton Morrisville** site, at the **new operations building**, Mechanical equipment start-up and Commissioning activities are near completion. Building systems installation and primary control center configuration are also near completion. Commission Staff moved into the Operation Building on October 27, 2025, with substantial completion. Training for the site emergency Generator has been completed, and the balance of the training sessions for building systems were completed December 4, 2025. Equipment Commissioning and Punch-List activities continue throughout the facility during the reporting period.

At the **new maintenance garage** location, door hardware, mechanical equipment installation and equipment start-up activities are in progress. Equipment Commissioning and Punch -List activities continue throughout the facility during the reporting period.

At the **Langhorne site**, punch-list activities continued along with Close-Out of final construction details throughout the reporting period.

**ELECTRONIC SURVEILLANCE/DETECTION SYSTEM (ESS) CAMERAS AND
INFRASTRUCTURE IMPROVEMENTS – NJ APPROACH**

Task Order Assignment No. C-803A-1
(HMS/SJB)

On June 20, 2025, the Commission provided French and Parrello Associates (FPA) with Notice-to-Proceed for design services in support of construction of ESS cameras and infrastructure improvements on the Trenton-Morrisville toll bridge NJ approach. Commission Staff and the FPA team participated in a project kick-off meeting on July 1, 2025. Technical meetings between the Commission and FPA were held during the reporting period. FPA continued developing final design plans to go out to bid.

TRENTON – MORRISVILLE TOLL BRIDGE HIGHWAY LIGHTING DESIGN

Task Order Assignment No. C-803A-4
(HMS/SJB)

On March 17, 2026, the Commission provided French and Parrello Associates (FPA) with Notice-to-Proceed for design services in support of construction of highway lighting infrastructure improvements on the Trenton-Morrisville toll bridge. Commission Staff and the FPA team participated in a project kick-off meeting on March 16, 2016. Technical and field coordination meetings between the Commission and FPA were held during the reporting period. FPA continued developing design plans to go out to bid.

DELAWARE RIVER JOINT TOLL BRIDGE COMMISSION

May 18, 2026

PROJECT STATUS REPORT

TRENTON - MORRISVILLE TB MISCELLANEOUS SUBSTRUCTURE SPALL REPAIRS

Design

Contract No. C-788A-3

(EVO/SJB)

This Task Order Assignment (TOA) with Traffic Planning and Design, Inc. (TPD) is for professional consultant design services, encompassing project management and coordination, verification of facility condition assessment, preliminary and final design of plans, specifications, construction schedule, engineer's estimate, and post-design services for the Trenton-Morrisville Toll Bridge Miscellaneous Substructure Spall Repairs. The not-to-exceed amount for this TOA is \$129,794.95. The contract also includes an item for chloride testing of the Ramp I & Ramp Y bridge over Bridge Street due to the extensive delamination in the northerly pier cap, as well as the repair of spalls with exposed prestressed strands at the ends of beams and superstructure members.

The TPD contract was fully executed on April 24, 2025, and the Notice to Proceed was effective on April 28, 2025. A project Kick-off meeting was held on May 2, 2025. TPD began their field inspections and coring the caps on bridge IY for chloride testing on June 6, 2025. They continued their inspection on June 20, 2025 focusing on the west end of the prestressed beams.

During TPD's inspection efforts, beam deterioration was found on the bridge carrying Route 1 over Route 29 NB. This deterioration had been noted by the Commission's General Engineering Consultant Pickering, Corts & Summerson (PCS) in previous Annual Inspection Reports, with recommendation to monitor the situation. On July 2, 2025 a meeting was held between Commission staff, AECOM, TPD and PCS to review the field inspection investigation findings and discuss the overall condition of the bridge and the typical beam deterioration. TPD was directed, and has since completed, the load ratings for Beam 6 on the bridge carrying Route 1 over Route 29 NB and has determined that traffic restrictions are not required at this time. However, the recommendation included accelerating the bridge replacement due to advancing deterioration of the beams. This will be performed under a separate design and construction contract.

On February 26, 2026, Advanced Infrastructure Design, Inc. (AID) issued the Final Half-Cell Testing and Analysis report to TPD and subsequently to the Commission. TPD is currently coordinating with Vector who will prepare the design based on the half-cell testing information. Vector will function as the specialty contractor as a subcontractor to Mount Construction Company (MCC) under the JOC program.

On February 19, TPD attended a Joint Scope Meeting along with personnel from MCC, the Gordian Group and the Commission. The purpose of the meeting was to discuss the scope of the project with the contractor and address any project concerns.

DELAWARE RIVER JOINT TOLL BRIDGE COMMISSION

May 18, 2026

PROJECT STATUS REPORT

During this reporting period TPD and the Commission completed their review of Mount Construction Company's submitted Version 1.1 of their Price Proposal for the project. The review comments were uploaded to the Gordian system for Mount to revise and resubmit. Mount anticipates submitting the revised price proposal during the first week of May 2026.

**TRENTON-MORRISVILLE TOLL BRIDGE
ALL ELECTRONIC TOLLING and PA AVENUE INTERCHANGE**

Design

Contract No. C-691A

(CAS/ KMS)

Commission Staff and Atkins Réalis USA Inc. held several project status meetings. Atkins Réalis prepared and submitted to PennDOT the Cycle 2 Highway Occupancy Permit (HOP) documents for the Route 1 / Pennsylvania Avenue interchange with the roundabout design. Additionally, the design team facilitated a meeting with the railroad and the Pennsylvania Utility Commission to discuss a proposed roadway crossing control for the at grade railroad crossing that was requested by PennDOT. After gaining input from the railroad, a subsequent meeting with PennDOT occurred to discuss how best to implement traffic control for the railroad crossing given the difficult existing roadway geometry and limited areas to construct the equipment. Several options were discussed that included gates, overhead flashing signals, and traffic signals.

Atkins Réalis submitted the project schedule revision number seven. Atkins Réalis completed the soil boring for the AET gantry foundation that is located at the base of the US Route 1 retaining wall and the laboratory work is underway. Atkins Réalis is addressing review comments from the Preliminary Design (60% complete) plans, specifications and estimate submission.

Atkins Réalis is preparing documentation summarizing their analysis of the Route 1 over Route 29 northbound bridge (NJ Route 29 NB Overpass) structural and traffic analysis.

Atkins Réalis completed a field view meeting to further understand the mounting of the Commission's microwave traffic counter that monitors the Route 1 eastbound traffic. During the field view, the design team also inspected the electrical circuits that control the highway lighting for the Pennsylvania Avenue interchange. They also reviewed the elevator in the new operations building for access control to the existing toll plaza tunnel.

DELAWARE RIVER JOINT TOLL BRIDGE COMMISSION

May 18, 2026

PROJECT STATUS REPORT

LOWER TRENTON TOLL – SUPPORTED BRIDGE

LOWER TRENTON TSB TRUCK WARNING SYSTEM (PILOT)

Final Design

Task Order Assignment No. C-771A-7

(EVO/SJB)

Under Task Order Assignment No. C-771A-2 French & Parrello Associates provided conceptual design services for the development of a new pilot over height vehicle detection system for the New Jersey approach to the Lower Trenton TSB. The work of that assignment was completed with acceptance of the final Concept Report dated March 6, 2024.

On May 14, 2024, the Commission provided French & Parrello Associated with Notice-to-Proceed for final design services for the development of a new over height vehicle detection system for the New Jersey approach to the Lower Trenton TSB. The design is complete, and staff from the Commission, AECOM, Gordian (JOC Program Manager) and Mount Construction continue to work towards an agreed upon Job Order Contract price for the system installation.

This project includes the design of a Bridge Monitor Shelter on the New Jersey approach to the Lower Trenton Toll-Supported Bridge. Conceptual layouts of the proposed Shelter have been created in conjunction with the over height detection system layout. The concepts include the need to establish construction and property easements with the City of Trenton.

On September 4, 2024, Commission personnel met with City of Trenton personnel to discuss temporary construction and permanent property easements needed for this project. On January 3, 2025, DRJTBC attorneys completed an appraisal for the two City of Trenton properties that are needed for temporary construction and permanent easements for the project. On June 27, 2025, DRJTBC staff and attorneys met with City officials to discuss the project and steps needed to obtain construction and permanent property easements, with the goal of getting City Council resolutions on the agenda for their September 2025 meeting. On August 25, 2025, DRJTBC attorneys sent a draft easement agreement and draft amendment to the City's lease with the State for their review and consideration. Coordination with the City is ongoing. DRJTBC is trying to get comments or a follow-up meeting with the City of Trenton to finalize temporary construction and permanent property easements needed for this project.

On January 30, 2026, Mount Construction submitted a revised Price Proposal for the Truck Warning System Pilot Project, not including the Bridge Officer's Shelter. The design team provided proposal review comments on February 17, 2026 and attended a proposal review meeting that day. A revised Price Proposal was submitted on April 1, 2026 and is under review.

DELAWARE RIVER JOINT TOLL BRIDGE COMMISSION

May 18, 2026

PROJECT STATUS REPORT

SCUDDER FALLS TOLL BRIDGE

DESIGN MANAGEMENT CONSULTANT SERVICES

Oversight of Final Design

Task Order Assignment No. C-502A-1M

(CLR/SJB)

AECOM has provided DMC services throughout the construction of the Scudder Falls Bridge Replacement Project, Contract T-668A under Task Order Assignment C-502A-2I. The remaining unexpended funds in Task Order Assignment C-502A-2I have been transferred over to Task Order Assignment C-502A-1M and Task Order Assignment C-502A-2I has been closed out. Remaining DMC services on the Scudder Falls Project will be completed under the C-502A-1M Task order Assignment.

The remaining DMC Services include support to the Commission in the following and assistance with various project close-out activities:

Environmental Permitting – The remaining effort under this task was to coordinate a final inspection of the project site performed by the Bucks County Soil Conservation District (BCSCD) to obtain final acceptance of all BCSCD Permitting work. BCSCD self-visited the site on July 2, 2025 during the reporting period. Verbal acceptance was received from the BCSCD representative as to the adequacy of established vegetation. Commission staff, in conjunction with the final designer Michael Baker International, and the General Contractor Trumbull Corporation have submitted the project Notice of Termination (NOT). BCSCD has approved the NOT for the project, Permit Completion Forms need to be sent to the PADEP and the USACE. This will close-out all outstanding permitting work associated with the project other than the continued five-year monitoring period for the PA Wetlands Mitigation Site.

Environmental Monitoring Services – Continuous services were provided throughout construction to meet project permit requirements. Yearly reporting on the monitoring activities for the PA Wetlands Mitigation Site, by ACT Engineers will continue through 2027. This includes monthly monitoring well readings of the groundwater levels within the wetlands site along with vegetation growth and invasive plantings treatment. Wetlands Monitoring Report #5 was submitted to US Army Corps of Engineers for their review on December 23, 2025.

Right of Way Transfers – Working with Commission staff and attorneys to transfer certain property and easements to NJDOT, PennDOT and Lower Makefield Township. These properties and easements were acquired by DRJTBC to construct the project but are located within jurisdiction of these other agencies or municipalities.

DMC Services for these remaining efforts occur on a sporadic as-needed basis

DELAWARE RIVER JOINT TOLL BRIDGE COMMISSION

May 18, 2026

PROJECT STATUS REPORT

**SCUDDER FALLS TOLL BRIDGE FACILITY DECK SEALING & SHARED USE
PATH PPC OVERLAY IMPROVEMENTS**

Design

Task Order Assignment No. C-759A-5

(EVO/SJB)

The Commission has implemented a periodic deck sealing program at specific bridges to prolong the useful service life of the bridge decks and to mitigate the need for potential future maintenance. The Commission engaged Task Order Consultant, NAIK, under the standing professional services task order agreement, to provide design services for the bridge deck sealing of the bridges associated with the Trenton–Morrisville Toll Bridge Facility, the Scudder Fall Toll Bridge Facility and Shared Use Path PPC Overlay Improvements, and the Interstate 78 Toll Bridge Facility.

The final design bid documents, addressing all Commission comments to the pre-final design, was received on April 28, 2023. The project to seal decks at all 3 Toll Bridge facility bridge decks (T-764A) was advertised for bids on May 2, 2023. A virtual Bid Opening was held on Thursday June 1, 2023, at 2:00 PM. No bids were received.

NAIK repackaged the bid documents into three individual projects: 1. Trenton–Morrisville Toll Bridge Facility; 2. the Scudder Fall Toll Bridge Facility, and 3. the Interstate 78 Toll Bridge Facility for incorporation into other Capital construction contracts. The TMTB deck sealing was completed as part of Contract T-746A in 2024; the I-78 deck sealing was completed as part of Contract T-766A in 2025; the Scudder Falls project is being completed under a Job Order Contract with Mount Construction Company. The job order contract to perform the work at the Scudder Falls Facility structures was executed in September 2025 with work start on September 29, 2025. Naik will perform construction phase support services.

During this reporting period, Artheon (formerly NAIK) attended Progress Meetings No. 7 and 8, held on April 16 and April 30, 2026, respectively. Artheon commenced reviewing a portion of the post-scarification survey for the Main River Bridge construction and revised proposed grades adjacent to the NJ Abutment in preparation for the PPC placement by EHS.

On April 29, 2026, Artheon provided recommendations for adjusting grades to minimize additional PPC quantities on the west end of the Main River Bridge. However, upon further investigation, Artheon recommends maintaining the original grades established in the 2025 contract plans.

Construction Inspection
Task Order Assignment No. C-804A-1
(EVO/SJB)

At the March 31, 2025 Commissioners’ Meeting, the Commission awarded Task Order Assignment No. C-804A, Construction Inspection Services for the Scudder Falls Toll Bridge Deck

DELAWARE RIVER JOINT TOLL BRIDGE COMMISSION

May 18, 2026

PROJECT STATUS REPORT

Sealing and Shared Use Path PPC Overlay Improvements project to STV, Incorporated (STV) of Lawrenceville, New Jersey for an amount not-to-exceed of \$145,189.59. STV was provided with the Contract Notice to Proceed effective September 12, 2025.

STV attended the Progress meeting No. 7 and 8 held on April 16, 2026 and April 30, 2026, respectively. STV's project manager will continue attending progress meetings and maintain continuous communication with the Commission's project manager.

Construction
Job Order Contract No. T/TS-785A-005
(EVO/SJB)

All work in this project, consisting of, but not limited to, the following items of work, shall be carried out according to the Contract Plans, Specifications, and Special Provisions within the specified construction time limitations. Specific work at the Scudder Falls Toll Bridge Deck Sealing and Shared Use Path PPC Overlay Improvements include, but are not limited to:

- 1) Bridge deck sealing for selected bridges and other structures on Scudder Falls Toll Bridge facility including the Main River Bridge, Pennsylvania Canal Overpass, Taylorsville Road Overpass, and a portion of the New Jersey section of the Shared Used Path.
- 2) Restriping damaged striping caused by bridge deck sealing.
- 3) Removing and replacing the Polyester Polymer Concrete Overlay (average approximately 1 ¼" thick) on the Pennsylvania and Main River Bridge Portions of the Shared Use Path.

A final price proposal for this Job Order Contract with Mount Construction has been established in the amount of \$2,614,520.02. A Notice to Proceed was issued to Mount on September 25, 2025, and project work started on September 29, 2025.

Mount Construction attended Progress Meetings No. 7 and 8, held on April 16 and April 30, 2026, respectively. To date, EHS has placed approximately 300 linear feet of PPC material, starting from the NJ Abutment. PPC placement is anticipated to be completed by May 29, 2026.

The Substantial Completion has been updated to June 19, 2026, with Final Project Completion set for July 24, 2026. Remaining work includes, but is not limited to: MMA deck sealing and striping on the NJ end of the SUP and I-295, as well as final site restoration.

DELAWARE RIVER JOINT TOLL BRIDGE COMMISSION

May 18, 2026

PROJECT STATUS REPORT

WASHINGTON CROSSING TOLL- SUPPORTED BRIDGE

WASHINGTON CROSSING BRIDGE ALTERNATIVES ANALYSIS

Contract No. C-697A

(WMC/KMS)

At the June 24, 2024 Commissioners Meeting, the Commission awarded Contract No. C-697A, to HDR Engineering, Inc. of Philadelphia, PA. HDR Engineering and their team of sub-consultants are providing preliminary engineering and environmental documentation type services in support of the analysis of improvement alternatives for the Delaware River crossing between Upper Makefield Township, PA and Hopewell Township, NJ.

Throughout the reporting period, work efforts focused on travel demand modeling, preparation of alternatives, constructability review, historic bridge rehabilitation analysis, and Section 106 initiation. Other activities included planning for additional public engagement, updating the website, and publication of a newsletter.

NEW HOPE-LAMBERTVILLE TOLL-SUPPORTED BRIDGE

NH-L TSB REHABILITATION

Construction Management/Inspection Services

Contract No. CM-694A

(MEM/SJB)

At the November 20, 2023 Commission Meeting, authorization was granted to award the Construction Management/Construction Inspection Services contract (CM-694A) to Urban Engineers, Inc. (Urban) of Philadelphia for the not-to-exceed amount of \$1,209,96.08. Urban Engineers, Inc. of Philadelphia was issued Notice of Award and a Limited Notice to proceed effective November 21, 2023. A project kick-off meeting has been held on November 30, 2023. The full Notice to Proceed was issued December 21, 2023 with the execution of the Agreement with the Commission.

During this reporting period, the Consultant has been preparing the final closeout documents and files for this project.

Construction

Contract No. TS-694A

(MEM/SJB)

The Construction Contract was Awarded to Anselmi & DeCicco, Inc. (A&D) of Maplewood, NJ for a not-to-exceed amount of \$25,072,471.06 at the Commission's November 2023 Meeting. LNTP was provided November 20, 2023 and Full Notice to Proceed on December 20, 2023.

DELAWARE RIVER JOINT TOLL BRIDGE COMMISSION

May 18, 2026

PROJECT STATUS REPORT

Throughout the previous reporting periods the Contractor completed the electrical system troubleshooting of the esthetic lighting system, addressing ongoing issues and has removed the access platforms. Construction activities for this project are complete. The Contractor is preparing final closeout documents for the project.

NEW HOPE-LAMBERTVILLE TOLL BRIDGE

NH-L TB ALL ELECTRONIC TOLLING (AET) CONVERSION DESIGN

Design

Contract No. C-754A

(CAS/ KMS)

Rummel, Klepper & Kahl, LLP (RK&K) participated in project related meetings with PKF for the construction project as needed. During the reporting period RK&K prepared responses to Requests for Information (RFI) from the construction team and issued change of plans as needed. Additionally, RK&K completed several reviews of construction submittals from the contractor.

Construction Management/Construction Inspection Services

Contract No. CM-754A

(VMF/CAS)

At the April 28, 2025, Commissioners' Meeting, the Commission awarded Contract No. CM-754A, Construction Management/Construction Inspection Services for the New Hope-Lambertville Toll Bridge All Electronic Tolling (AET) Conversion & PA Abutment Backwall Replacement Project to STV, Incorporated (STV) of Lawrenceville, New Jersey for an amount not-to-exceed of \$2,476,202.84. STV was provided with the Notice of Award and Limited Notice to Proceed effective April 29, 2025. A CM/CI Kick-off Meeting was held on May 2, 2025 and STV was issued their Notice to Proceed on May 15, 2025. STV participated in a transfer-of-Knowledge meeting on May 23, 2025 with the Designer, RK&K and TransCore and conducted the Pre-Construction and Scheduling Conferences with PKF in late May 2025. STV's inspection team of Resident Engineer, Office Engineer/Inspector and one Inspector continued providing CM/CI Services through April 2026. STV's staff was reduced by one (1) inspector on February 6, 2026 and will continue through June due to the slow winter construction period and AET testing phase of the project. STV has conducted nineteen (21) progress meetings and numerous pre-activity and IT coordination meetings to date.

Construction

Contract No. T -754A

(VMF/CAS)

This Contract is the AET Tolling Implementation Plan, Phase 4 hard conversion of the southbound US 202 Pennsylvania toll facility to an open-road, highway speed, All Electronic Tolling (AET) system with a single-full span gantry over a reconstructed roadway that improves the US 202 roadway geometry at the existing toll facility. The project also includes the staged

DELAWARE RIVER JOINT TOLL BRIDGE COMMISSION

May 18, 2026

PROJECT STATUS REPORT

construction of the abutment backwall on the PA side of the New Hope-Lambertville Toll Bridge and the demolition of the existing toll plaza with a new tunnel egress.

At the April 28, 2025 Commissions' Meeting, the Commission awarded Contract No. T-754A, New Hope-Lambertville Toll Bridge All Electronic Tolling (AET) Conversion & PA Abutment Backwall Replacement to PKF-MARK III, Incorporated (PKF) of Newtown, Pennsylvania for an amount not-to-exceed \$11,863,715.00. PKF was provided with Notice of Award and Limited Notice to Proceed effective April 29, 2025 and full Notice to Proceed was issued effective June 5, 2025.

During the reporting period PKF continued working on punch list items remaining from Stage 1B. A factory startup of the new mechanical system for the tunnel, tunnel egress and underground IT room was performed in March and the temporary HVAC system removed. PKF and their mechanical subcontractor corrected a list of deficiencies developed in mid-March in preparation for the new system to be integrated into the Commission's Building Management System (BMS). The BMS integration is scheduled for testing on May 11, 2026. The southbound work zone was occupied by the All-Electronic Tolling vender, TransCore from January 9th until April 2nd to test the new tolling equipment, including AET system verification, tuning and running test vehicles under the new tolling equipment to simulate various traffic scenarios and accuracy of the tolling equipment. The AET testing was temporarily suspended between April 2 through May 1, 2026, while PKF returned to remove and replace an additional 337 feet of two lanes and shoulder southbound concrete roadway as added scope to this contact. TransCore is scheduled to return on May 4, 2026, to resume the performance testing of the AET equipment. The AET testing is anticipated to be completed in mid to late June 2026.

CENTRE BRIDGE- STOCKTON TOLL-SUPPORTED BRIDGE

CB-S TSB – BRIDGE SHELTER WATER LINE REPLACEMENT

Task Order Assignment No. C-803A-3
(HMS/SJB)

On January 28, 2026, the Commission provided French and Parrello Associates (FPA) with Notice-to-Proceed for design services in support of the construction of the water line replacement at the Centre Bridge – Stockton Toll-Supported Bridge. Commission Staff and the FPA team participated in a project kick-off meeting on February 6, 2026. FPA submitted the final Existing Conditions and Recommendations report on April 24, 2026.

DELAWARE RIVER JOINT TOLL BRIDGE COMMISSION

May 18, 2026

PROJECT STATUS REPORT

**LUMBERVILLE – RAVEN ROCK TOLL-SUPPORTED PEDESTRIAN
BRIDGE**

**L-RR TSPB ARCHITECTURAL LIGHTING & ELECTRONIC
SURVEILLANCE/DETECTION SYSTEM (ESS) DESIGN**

Task Order Assignment No. C-803A-2
(HMS/SJB)

On June 3, 2025, the Commission provided French and Parrello Associates (FPA) with Notice-to-Proceed for design services in support of construction of architectural lighting and ESS infrastructure at the Lumberville-Raven Rock toll supported bridge. Commission Staff and the FPA team participated in a project kick-off meeting on June 13, 2025. Technical coordination meetings between the Commission and FPA were held during the reporting period. FPA continued developing final design plans to go out to bid.

UHLERSTOWN-FRENCHTOWN TOLL-SUPPORTED BRIDGE

U-F TSB REHABILITATION

Design

Contract No. C-642A
(MEM/KMS)

At the January 29, 2024 Commissioners Meeting, the Commission awarded Contract No. C-642A, Uhlerstown - Frenchtown Toll-Supported Bridge Rehabilitation Design to WSP USA, Inc. (WSP) of Exton, PA for an amount not-to-exceed \$1,771,189.56. WSP was provided with Notice of Award and Limited Notice to Proceed on January 29, 2024. A project Kick-Off meeting was held on February 6, 2024. The Agreement was executed and the full Notice to Proceed was issued on February 23, 2024.

During the reporting period, WSP continued to provide construction support services for the project, including general construction support, attending status meetings, performing esthetic lighting commissioning activities and preparing project close-out documents.

Construction Management/Inspection Services

Contract CM-642A
(MEM/KMS)

At the December 2024 Meeting, the Commission awarded Contract No. CM-642A, Construction Management/Inspection Services for the Uhlerstown-Frenchtown Toll-Supported Bridge Rehabilitation Project, to Urban Engineers, Inc. of Cherry Hill, NJ (Urban) for a not-to-exceed amount of \$1,587,138.62. Urban was provided with Notice of Award and Limited Notice to Proceed effective December 23, 2024. The full Notice to Proceed was authorized effective March 19, 2025.

DELAWARE RIVER JOINT TOLL BRIDGE COMMISSION

May 18, 2026

PROJECT STATUS REPORT

The CM/CI field office has been established in Frenchtown, NJ. During the reporting period, the CMCI team has been managing and inspecting the final staging of construction, including performing esthetic lighting commissioning activities, assuring punch-list work is completed, finalizing As-Built documents and preparing project close-out documents. During this reporting period, the Contract completed the construction activities and continues to work with the CM staff to complete the final closeout documentation.

Construction
Contract No. TS-642A
(MEM/KMS)

At the December 2024 Meeting, the Commission awarded Contract No. TS-642A, Uhlerstown-Frenchtown Toll-Supported Bridge Rehabilitation, to Anselmi & DeCicco, Inc. of Maplewood, NJ (Anselmi) for a not-to-exceed amount of \$22,216,237.00. Anselmi was provided with Notice of Award and Limited Notice to Proceed effective December 23, 2024. The Agreement for this project has been executed and the full Notice to Proceed was issued on January 24, 2025.

Throughout the reporting period the Contractor completed the required rehabilitation work including the installation of the electrical infrastructure, esthetic lighting fixtures, and punch-list work. The Contractor continues to work on final closeout documentation.

I-78 TOLL BRIDGE

I-78 MAIN RIVER BRIDGE CLEANING AND PAINTING

Design
Task Order Assignment No. C-802A-2
(CLR/MEM/KMS)

Traffic Planning and Design, Inc (TPD) was provided with Notice to Proceed on March 19, 2026 to develop construction bid documents for repairs to and the cleaning and painting of the I-78 Main River Bridges and also for miscellaneous repairs as outlined in the 2025 Annual Toll Bridge Maintenance Report at several other I-78 bridges.

During this reporting period, TPD completed all of their field inspection work and have begun preparing the Bridges Condition/Needs Assessment Report. TPD submitted in their Project Specific Quality Assurance Plan along with their Invoice No. 1 and also held Progress Meeting No. 1.

DELAWARE RIVER JOINT TOLL BRIDGE COMMISSION

May 18, 2026

PROJECT STATUS REPORT

EASTON-PHILLIPSBURG TOLL BRIDGE

E-P TB BROAD STREET VIADUCT SIDEWALK REPLACEMENT

Task Order Assignment No. C-789A-1

(HMS/MEM)

On March 11, 2025, the Commission provided Pennoni Associates with Notice-to-Proceed for design services in support of replacement/rehabilitation of upstream and downstream sidewalks on the Easton-Phillipsburg toll bridge Broad Street viaduct. Technical and field coordination meetings between the Commission and Pennoni were held during the reporting period. Pennoni continued developing final design plans to go out to bid.

PORTLAND – COLUMBIA TOLL SUPPORTED PEDESTRIAN BRIDGE

PORTLAND-COLUMBIA TOLL SUPPORTED PEDESTRIAN BRIDGE

REHABILITATION DESIGN

Task Order Assignment No. C-802A-1

(HMS/MEM)

On March 31, 2026, the Commission provided Traffic Planning and Design, Inc (TPD) with Notice-to-Proceed for design services in support of rehabilitation of the Portland-Columbia Pedestrian Bridge. Commission Staff and the TPD team participated in a project scope meeting. TPD conducted field inspection of the bridge and is developing a Conditions Assessment Report to be submitted in May.

MILFORD – MONTAGUE TOLL BRIDGE

M-M TB STRUCTURAL ANALYSIS AND REPAIRS

Design

Task Order Assignment No. C-788A-4

(MEM/KMS)

During the biannual inspection of the Toll bridges, the Commission's General Engineering Consultant (GEC) and Commission personnel identified areas that require repair at the Milford-Montague Toll Bridge (MMTB). Areas of concern included: locations where the light post standards are attached to the top chord of the trusses; an incorrectly set curb plate at the pier 3 deck joint damaged during snowplow operations; severe concrete deterioration at the approach parapets; large spalls at the pier cap & bridge seats; differential between panels at the sidewalk mid-span.

Traffic Planning and Design, Inc (TPD) was provided with Notice to Proceed on October 21, 2024 to design repairs and verify/update bridge load ratings. TPD performed field visits to the bridge site in November, 2024. The project recommendations report was submitted, reviewed and accepted in July, 2025. During this reporting period, TPD has continued work on the pre-final design submission.

DELAWARE RIVER JOINT TOLL BRIDGE COMMISSION

May 18, 2026

PROJECT STATUS REPORT

M-M TB STORAGE BUILDING

Task Order Assignment No. C-789A-2
(HMS/SJB)

On June 6, 2025, the Commission provided Pennoni Associates with Notice-to-Proceed for design services in support of construction of a storage building at the Milford-Montague toll bridge facility. Commission Staff and the Pennoni team participated in a project kick-off meeting on June 11, 2025. Pennoni Associates has submitted final design plans for a job order contract but is revising to include electrical supply to the new buildings, instead of existing circuitry. Commission Staff will then prepare the documents to be issued for a job order contract.

MULTIPLE FACILITIES AND/OR COMMISSION-WIDE

**CAPITAL PROGRAM MANAGEMENT CONSULTANT (CPMC) &
DESIGN MANAGEMENT CONSULTANT (DMC) SERVICES FOR CAPITAL
IMPROVEMENT PROJECTS**

CPMC SERVICES THROUGH DECEMBER 31, 2028

Task Order Assignment No. C-502A-1N
(CLR/SJB)

Task Order Assignment No. C-502A-1N was authorized on April 8, 2024 for the continuation of Capital Program Management Consultant (CPMC) Services through December 31, 2028. The budget currently authorized for this assignment is anticipated to cover full-staff CPMC Services through December 31, 2025. Services under this Task Order Assignment from January 1, 2026 through December 31, 2028. Under Task Order Assignment 502A-1N, AECOM continues to provide Capital Program Management Consultant (CPMC) Staff Augmentation Services for delivery of the Commission's Capital Program. AECOM is currently providing three (3) full-time Project Managers to oversee and administer various design and construction projects that are being advanced in the Capital Improvement Program.

CPMC staff will continue to provide support to the Commission in advancing the Capital Program in the following areas: procurement assistance, scheduling and cost control, programming/planning, Project Management, Program Area Management, technical support, design oversight and support, construction oversight and support, and oversight and support of the Job Order Contract (JOC) construction work, all including coordination with multiple Commission departments outside of Engineering.

DELAWARE RIVER JOINT TOLL BRIDGE COMMISSION

May 18, 2026

PROJECT STATUS REPORT

UNDERWATER SUBSTRUCTURE IMPROVEMENTS DESIGN – ALL REGIONS

Design

Contract No. C-782A

(MEM/SJB)

IH Engineers, P.C. of Princeton, New Jersey was awarded this contract and given full notice to proceed with the delivery of the executed agreement on August 18, 2023. In 2021 the Commission performed the 5-year interval underwater inspections of each of its river crossing bridges, to meet National Bridge Inspection Standards (NBIS) requirements. The findings of these inspections identified the need for bridge substructure repair and/or rehabilitation of existing scour remediation measures at bridge substructures below the water level. IH's scope is to prepare a **Substructure Foundation Report (SFR)**, identifying foundation types and assessing vulnerability to scour at each of the Commission's Delaware River crossings. followed by a **Condition Assessment Report (CAR)** recommending any repairs or maintenance required to mitigate potential effects of scour).

IH's subconsultants GPI and JMT have completed the in-depth field inspections for incorporation into the Condition Assessment Report (CAR). IH has reviewed potential remediation methods to affect the repairs with NJDEP. Based upon NJDEP comments. Alternate repair methods are being developed by IH as the CAR continues to be progressed. IH is working on the preliminary design to support the effort to acquire the necessary permits.

IH and the Engineering Department have held 'workshop' meetings to finalize the CAR and its recommendations. A revised Corrective Action Report was resubmitted on September 4, 2025. Based on recommendations prescribed in the CAR, IH is progressing the preliminary design. Permit pre-application meetings were conducted with NJDEP and PADEP, North Region. A meeting with PADEP, South Region is scheduled. The IH team submitted a Modification request on March 13, 2026 that was reviewed, and comments were returned.

BRIDGE INSPECTION PLATFORM LAYOUT AND DESIGN

TOLL-SUPPORTED BRIDGES

Design

Task Order Assignment No. C-788A-5

(MEM/SJB)

The purpose of this project is to develop detailed temporary rigging access platforms, cabling and attachment details for internal Commission use. Rigging access is needed to inspect and maintain the underside of the Commission's Toll-Supported Bridges. The rigging system shall be designed to be efficiently installed, operated, and maneuvered by Commission staff.

Traffic Planning and Design, Inc (TPD) was provided with Notice to Proceed on September 24, 2024. A kick-off meeting was held on October 6. After field site visits during the October month, a meeting was held with Maintenance, Engineering, TPD and TPD's subconsultant Malick Sherer (MS). The Rigging Layout Report dated October 20, 2025 was received, reviewed and

DELAWARE RIVER JOINT TOLL BRIDGE COMMISSION

May 18, 2026

PROJECT STATUS REPORT

accepted. TPD has submitted a modification to perform the final design of the rigging and access, intentionally not included in the preliminary design base Task Order Agreement. The Final Design Modification was executed on April 22, 2026. The TPD team continues to work on the final rigging design and plans.

BRIDGE MONITOR SHELTER ENHANCEMENTS PROGRAM DEVELOPMENT

Task Order Assignment No. C-771A-1
(WMC/KMS)

French & Parrello Associates, P.A. and their sub-consultant, USA Architects, Planners + Interior Designers are developing a system-wide program to enhance the Commission's inventory of bridge monitor shelters. A draft report was provided and is currently under review by Commission staff.

ELECTRONIC SURVEILLANCE / DETECTION SYSTEM

NETWORK VIDEO MANAGEMENT SYSTEM (NVMS) INTEGRATOR SERVICES

Contract No. DB-768A
(WMC/KMS)

Dynamic Security, LLC (dba Secuni) continued to provide maintenance services of headend type equipment in support of the Electronic Surveillance / Detection System (ESS) under the direction of the Commission's Public Safety and Bridge Security Department, who operates the system from the Control Centers located at the New Jersey State Police's Regional Operation and Information Center (ROIC) in West Trenton, New Jersey and the New Hope-Lambertville Toll Bridge facility in New Hope, Pennsylvania.

Throughout the reporting period, work efforts focused on execution of the implementation plan for the deployment of an Endpoint Detection and Response solution across the ESS.

ELECTRONIC TOLL COLLECTION

CUSTOMER SERVICE CENTER/VIOLATION PROCESSING CENTER PROJECT

Contract No. DB-584A
(CAS/KMS)

Conduent continues to develop the **real time digital payment function** at the NJ E-ZPass CSC for toll by plate customers. Conduent revised the terms and conditions that will be displayed on the NJ E-ZPass website, and comments were provided from the NJTA. Conduent has released this functionality into the NJ CSC software, and they are proceeding with testing it through a small group of individuals.

The NJ E-ZPass CSC launched the Amnesty Program in June 2025. NJ MVC legislation was passed and NJTA is working with the MVC on the programs. There are two programs: the Amnesty Program and the Vehicle Registration Suspension Program. The Amnesty Program must run for 180 days, with no lookback timeframe, meaning the program can go back as far as the violator wants to pay. Violation transactions after the start of the program are NOT eligible. The

DELAWARE RIVER JOINT TOLL BRIDGE COMMISSION

May 18, 2026

PROJECT STATUS REPORT

program is open to all violators (from any state), with tolls and fees that are \$500 or more prior to June 2025. The program must offer a 25% reduction of the fees; the program will collect 100% of the toll revenue. When applying payment, 100% of the toll amount will be satisfied first, followed by AET fees and administrative fees. The amount owed must be paid in full or no payment plan. A violator may make arrangements for a payment plan, outside of the Amnesty Program. For the NJ MVC Vehicle Registration Suspension, the transactions criteria include all NJ E-ZPass agency violations, unpaid tolls, administration fees and AET fees totaling \$500 or more; or 60 or more violations with at least one having occurred after January 2024 (legislation date). The Amnesty Program was completed in November 2025 and the NJTA has identified the first group of vehicles to request registration suspension. These vehicles are currently under administrative review by the NJTA.

TransCore continues to coordinate with Conduent for the testing for the new toll host that is being deployed to support the Hard AET conversion at the New Hope – Lambertville Toll Bridge, along with the other toll plazas. Test transactions were completed in the lanes and these test transactions were provided to Conduent to process in their test system. Conduent returned reconciliation files from the NJ CSC to TransCore completing that phase of the testing. Additional testing was coordinated and will take place in the near future. TransCore and Conduent are working on network changes to connect the new toll hosts to the NJ CSC.

The NJTA, as the lead agency, is facilitating all meetings with the other agencies and Conduent to manage the implementation of outstanding system elements for the New Jersey E-ZPass Customer Service Center.

ELECTRONIC TOLL COLLECTION SYSTEM REPLACEMENT

Design, Build and Maintain

Contract No. DB-540A

(CAS/KMS)

Lane equipment cleaning is a constant activity during this time of year. Firmware upgrades are continuing on all UPS units. In addition, UPS units are affected by the extreme cold and battery conditions are being checked. Also, all lane cameras are being checked for image clarity.

Commission Staff is working with TransCore to identify locations within the Commission's facilities for TransCore to store spare parts that are used by their technicians when responding to various in-lane toll system issues.

Commission Staff and TransCore meet monthly to review and discuss system operational and maintenance items. A weekly call also takes place to briefly review system maintenance items for the week.

DELAWARE RIVER JOINT TOLL BRIDGE COMMISSION

May 18, 2026

PROJECT STATUS REPORT

**JOB ORDER CONTRACTING SERVICES
JOB ORDER CONTRACTING PROGRAM MANAGER**

Contract No. C-727A
(WMC/KMS)

The Gordian Group continued to provide program management services in support of the Commission's Job Order Contracting Program involving development of price proposals within the information management software as well as the construction management services in support of each individual job order.

**JOB ORDER CONTRACTING SERVICES
FOR BRIDGE, HIGHWAY, AND CIVIL WORK – NORTH REGION**

Contract No. T/TS-784A
(WMC/KMS)

Representatives from Mount Construction Company participated in a training session on June 28, 2023 involving the JOC Information Management Software, using the Construction Task Catalog and the understanding the Job Order Development Process.

Notice-to-Proceed was issued effective July 1, 2023.

**JOB ORDER CONTRACTING SERVICES
FOR BRIDGE, HIGHWAY, AND CIVIL WORK – SOUTH REGION**

Contract No. T/TS-785A
(WMC/KMS)

Representatives from Mount Construction Company participated in a training session on June 28, 2023 involving the JOC Information Management Software, using the Construction Task Catalog and understanding the Job Order Development Process.

Notice-to-Proceed was issued effective July 1, 2023.

**JOB ORDER CONTRACTING SERVICES
FOR BUILDING AND FACILITY WORK – NORTH REGION**

Contract No. T/TS-786A
(WMC/KMS)

Representatives from Mount Construction Company participated in a training session on June 28, 2023 involving the JOC Information Management Software, using the Construction Task Catalog and understanding the Job Order Development Process.

Notice-to-Proceed was issued effective July 1, 2023.

DELAWARE RIVER JOINT TOLL BRIDGE COMMISSION

May 18, 2026

PROJECT STATUS REPORT

JOB ORDER CONTRACTING SERVICES

FOR BUILDING AND FACILITY WORK – SOUTH REGION

Contract No. T/TS-787A

(WMC/KMS)

Representatives from A.P. Construction participated in a training session on June 28, 2023 involving the JOC Information Management Software, using the Construction Task Catalog and understanding the Job Order Development Process. Notice-to-Proceed was issued effective July 1, 2023.

JOB ORDER CONTRACTING FOR CONSTRUCTION SERVICES

NORTH AND SOUTH REGION

Contract No. T/TS-817A

(WMC/KMS)

The Commission advertised this project on February 19, 2026. A Pre-Bid Conference was held on March 4, 2026. Three (3) bids were received, publicly opened and read virtually at 2:00 PM on March 26, 2026 from the Commission’s Administrative Building in Yardley, Pennsylvania.

On April 27, 2023, the Commission awarded a Job Order Contracting for Construction Services North and South Regions contract to Sparwick Contracting, Inc. for a base term of three (3) years with one (1) one-year optional term for an amount not-to-exceed \$3,000,000.

JOB ORDER CONTRACTING FOR CONSTRUCTION SERVICES

NORTH AND SOUTH REGION

Contract No. T/TS-817B

(WMC/KMS)

The Commission advertised this project on February 19, 2026. A Pre-Bid Conference was held on March 4, 2026. Three (3) bids were received, publicly opened and read virtually at 2:00 PM on March 26, 2026 from the Commission’s Administrative Building in Yardley, Pennsylvania.

On April 27, 2023, the Commission awarded a Job Order Contracting for Construction Services North and South Regions contract to Road-Con, Inc. for a base term of three (3) years with one (1) one-year optional term for an amount not-to-exceed \$3,000,000.

JOB ORDER CONTRACTING FOR CONSTRUCTION SERVICES

NORTH AND SOUTH REGION

Contract No. T/TS-817C

(WMC/KMS)

The Commission advertised this project on February 19, 2026. A Pre-Bid Conference was held on March 4, 2026. Three (3) bids were received, publicly opened and read virtually at 2:00 PM on March 26, 2026 from the Commission’s Administrative Building in Yardley, Pennsylvania.

DELAWARE RIVER JOINT TOLL BRIDGE COMMISSION

May 18, 2026

PROJECT STATUS REPORT

On April 27, 2023, the Commission awarded a Job Order Contracting for Construction Services North and South Regions contract to Anselmi & DeCicco, Inc. for a base term of three (3) years with one (1) one-year optional term for an amount not-to-exceed \$3,000,000.

GENERAL ENGINEERING CONSULTANT

2023-2026 Annual Inspections

Contract No. C-757A

(HMS/MEM)

As the Commission's General Engineering Consultant (GEC), Pickering, Corts & Summerson (PCS) provided Annual Inspection Services for Toll Bridges in 2021 and 2023, and Toll-Supported bridges in 2022 and 2024. A modification to the GEC contract in November of 2024 provided PCS a second and last extension for the 2025-2026 cycle inspections.

Commission Staff and the PCS Team held a kick-off meeting on February 17, 2026 for the 2026 Toll-Supported Bridge Inspections. Field inspections began March 17, 2026 and are anticipated to end in June 2026. During the reporting period, PCS completed inspections at Lower Trenton, Calhoun Street and Upper Black Eddy – Milford Toll-Supported bridges; and began inspections at Riverton – Belvidere and New Hope – Lambertville Toll Supported bridges.

TOLL PLAZA RESTRIPING

Design

Task Order Assignment No. C-760A-6

(JRB/SJB)

Under this Task Order Assignment (TOA) the Consultant, Remington & Vernick Engineers (RVE), is providing professional consulting services to review, analyze, provide alternatives, and prepare construction plans for revised toll plaza and approach restriping at the seven (7) traditional toll plazas.

Plans for Interstate 78 and Trenton – Morrisville were completed as part of the T-766A I-78 I-NJ Roadway Rehabilitation and Power & Communication Infrastructure Improvements project and the of T-746A Trenton – Morrisville Toll Bridge Roadway Paving and Deck Sealing Improvements project, respectively.

Due to timing of the upcoming accelerated AET conversion projects, the Commission will incorporate the new toll plaza striping with additional full facility restriping at the Easton – Phillipsburg, Portland – Columbia, and Delaware Water Gap Toll Bridges as they were last striped in 2015, 2015, and 2021, respectively.

DELAWARE RIVER JOINT TOLL BRIDGE COMMISSION

May 18, 2026

PROJECT STATUS REPORT

TRAFFIC ENGINEERING CONSULTANT

2025-2026 Annual Reports

Task Order Assignment No. C-761A

(CAS/ KMS)

Pennoni Engineers received comments from the finance team regarding the 5-year traffic and revenue study that will be used to support potential bond funding. Pennoni Engineers will work to address the report's comments.

TRAFFIC COUNT PROGRAM UPGRADE

Contract No. DR-550A

(JRB/CAS)

Signal Service, Inc. of West Chester, PA (SS) is a member of the Pennsylvania Department of General Services COSTARS Program and installs traffic counter equipment purchased under that program.

Commission staff and Signal Service continue to monitor and reconfigure or recalibrate traffic count sensors at any bridges when needed. There are a few bridges that are problematic, including Uhlerstown – Frenchtown, Upper Black Eddy – Milford, and Riverton – Belvidere where narrow approach roadways coupled with steel guiderail has caused issues with radar counts.

On January 16, Signal Service, Inc., of West Chester, PA (SS) was issued a new Purchase Order for 2026 Traffic Counter Maintenance Services. As a member of the Pennsylvania Department of General Services COSTARS Program, SS will continue providing the Commission with Maintenance Services of the traffic counter radar system that was installed in 2023, including quarterly maintenance and reinstallation/recalibration after rehabilitation or other projects are completed that require relocation of the traffic counter equipment.

Quarterly maintenance was performed on February 4, 5, 6, and 10 at all facilities except NH-L Toll Bridge and Uhlerstown – Frenchtown TSB, which are offline due to construction. On March 3, the Uhlerstown – Frenchtown TSB traffic counter was relocated to the new pole installed under Contract No. TS-642A U-F TSB Rehabilitation by the ESS Department. Signal Service was on-site to set up the traffic counter, configure it, and perform Quarterly Maintenance. Calibration was unsatisfactory and Signal Service will be returning to re-calibrate.

SS was on-site on March 3 & 12 to recalibrate the counter at Uhlerstown – Frenchtown TSB. This counter will be monitored for a few months to make sure data collection is consistent and as accurate as possible. SS was also asked to review and comment on the proposed location of the Trenton – Morrisville TB Traffic Counter after reconfiguration for All Electronic Tolling.

SS provided comments to the T-M AET Design team on the location of the Traffic Counter on April 1. SS also provided the Commission with a quote to upgrade all the traffic counter's power supplies, battery back-ups, and user manuals to incorporate updates that have taken place

DELAWARE RIVER JOINT TOLL BRIDGE COMMISSION

May 18, 2026

PROJECT STATUS REPORT

since the traffic counters were originally installed. They originally communicated via cellular modem and are now hardwired to the Commission’s network.

AET SYSTEM SUPPORT SERVICES

Task Order Assignment No. C-770A-5

(CAS/ KMS)

Under this Task Order Assignment, the RK&K team is providing AET support services. Anticipated services include working with Commission staff and its in-lane toll system provider (TransCore) to transition the Commission’s existing toll operation to a Hard All Electronic Tolling system at each new toll gantry. This task also includes managing the coordination between TransCore and various civil design/construction teams, review of TransCore design and test documents, oversight of system testing, and post conversion transaction monitoring.

The RK&K team participated in meetings with the NH-L Toll Bridge AET construction team and TransCore to coordinate the testing of the in-lane All Electronic Tolling system at this location.

The RK&K team is planning to participate in the TransCore Factory Acceptance Testing retests as well as the Production Readiness On-Site First Installation Test of the new AET system at the New Hope – Lambertville Toll Bridge.

The RK&K team continues to review submittals from TransCore related to the AET system. These items include updated project schedule, Transition Plan, Production Readiness On-Site First Installation Test Plan, Infinity Reports and Report Development Requirement Research documents. RK&K also attended Workshop No. 2 for the Infinity Reports.

The RK&K team also is assisting with the coordination and exchange of information between the Trenton – Morrisville Toll Bridge AET design team and the Commission’s in-lane toll system provider.

HARD AET PRELIMINARY DESIGN

Task Order Assignment No. C-770A-6

(CAS/ KMS)

Under this Task Order Assignment, the RK&K team is preparing preliminary (30% complete) design plans for the conversion to hard all electronic tolling (AET) at the I-78, Easton-Phillipsburg, Portland-Columbia, Delaware Water Gap and Milford-Montague Toll Bridges. A project kick-off meeting was completed and RK&K reviewed existing plans and documents in the Commission’s Engineering Records Room. Commission Staff and the design team completed a second workshop to review and discuss the refinements to each alternative and to select a preferred option to continue with the design process.

DELAWARE RIVER JOINT TOLL BRIDGE COMMISSION

May 18, 2026

PROJECT STATUS REPORT

IN-LANE ALL ELECTRONIC TOLL COLLECTION SYSTEM

DESIGN, BUILD & MAINTAIN

Contract No. DB-792A Systemwide
(CAS/ KMS)

Commission Staff, TransCore and the RK&K team participated in bi-weekly project status meetings. TransCore submitted the updated schedule that addressed previously provided review comments. The revised schedule is under review by RK&K and comments will be shared with TransCore. TransCore submitted the Transition Plan, Production Readiness On-Site First Installation Test Plan, Infinity Reports, Report Development Requirement Research documents, training material and several system manuals that are being reviewed by Commission Staff and RK&K.

TransCore completed the installation of the Primary Toll Host and is working with the Commission's IT Department and the New Jersey Customer Service Center (NJ CSC) to establish connectivity and data exchanges. The secondary toll host installation at a separate Equinix location is now complete.

TransCore facilitated follow-up meetings with Conduent to coordinate connectivity testing between the new in-lane toll system and the NJ Customer Service Center. TransCore submitted the revised CSC Integration Test Plan that addressed review comments, and the document was shared with Conduent for their review and information. Conduent provided their comments on the remaining tests. TransCore created several test transactions using the new AET system at the NH-L Toll Bridge and submitted them to Conduent to process in the NJ E-ZPass customer service center test system to confirm conformance with the interface control documents. Conduent processed the test transactions and is returning reconciliation files to TransCore.

NEW-HOPE-LAMBERTVILLE TOLL BRIDGE

TransCore completed the Factory Acceptance Testing of the AET system at the New Hope – Lambertville (NH-L) Toll Bridge. TransCore is preparing for several retests that are needed for the Factory Acceptance Testing that was completed for the AET system at the New Hope – Lambertville (NH-L) Toll Bridge. TransCore is also preparing for the Production Readiness On-Site First Installation Test at the NH-L Toll Bridge.

TransCore staff continue to meet with the New Hope – Lambertville Toll Bridge AET Conversion construction team to discuss the construction progress and to coordinate the all-electronic-tolling equipment installation and testing schedules.

TRENTON-MORRISVILLE TOLL BRIDGE

TransCore continues to respond to questions from Atkins Réalis related to the T-M Toll Bridge AET design. The Preliminary Design plans for this project were shared with TransCore for their review.

DELAWARE RIVER JOINT TOLL BRIDGE COMMISSION

May 18, 2026

PROJECT STATUS REPORT

NEW JERSEY E-ZPASS SERVICES

Contract No. DB-791A

(CAS/ KMS)

For the Customer Service Center Services for the New Jersey E-ZPass Group (Category A), the New Jersey Turnpike Authority (NJTA) awarded the agreements at their Board Meeting. The NJTA issued their findings from the procurement challenge, concluding that the NJTA properly determined TransCore to be the most qualified responsible proposer. Accordingly, the hearing officer recommended that the award to TransCore should be sustained and the protest of Conduent be dismissed. Contract documents were provided from the NJTA for Category A Customer Service Center Services for the New Jersey E-ZPass Group and for Category B for License Plate Review Services for the New Jersey E-ZPass Group. The documents were provided to Commission counsel for review prior to execution.

As TransCore submits various documents, they are being reviewed by the implementation team that includes North Highland and HNTB under contract with the New Jersey Turnpike Authority. Commission Staff are participating on their assigned implementation team meetings as needed. Meetings are held to review the business rules, the AET accounts/toll bills and the system architecture. Additionally, TransCore facilitated an initial meeting with Conduent, the current NJ CSC vendor, to discuss data migration.

The New Jersey Turnpike Authority issued a Request for Proposals for Category D Merchant Services. Proposals were received and reviewed by the technical evaluation committee are underway. The procurement was challenged and a new procurement for these services will be completed by the NJTA in the near future.

NON-DESTRUCTIVE BRIDGE PIN TESTING PROGRAM

Deterioration (corrosion) of a structural pin was found at the New Hope-Lambertville Toll-Supported bridge, during the bridge blast cleaning and painting stage of the 2024-2025 rehabilitation of the bridge. Replacement of the deteriorated pin took place, which prompted the non-destructive ultrasonic testing of the remaining 209 pins on the bridge. All results were positive.

As a result of the findings of a structural pin deterioration on the New Hope - Lambertville Toll-Supported bridge, the Commission decided to perform testing on all the structural pins in its bridge system.

DELAWARE RIVER JOINT TOLL BRIDGE COMMISSION

May 18, 2026

PROJECT STATUS REPORT

SOUTHERN REGION BRIDGES

Design/Testing

Contract No. C-813A

(MEM/SJB)

At the Commissions November 24, 2025 the Commission awarded his contract to Pennoni Associates (PA) of King of Prussia, PA for the not-to-exceed amount of \$1,080,103.19. This contract will test the structural pins at the following locations:

- New Hope – Lambertville Toll Bridge (US 202) (approximately 16 hanger assembly pins)
- Calhoun Street Toll-Supported Bridge (Wrought Iron - approximately 252 truss pins)
- Lumberville-Raven Rock Pedestrian Bridge (approximately 8 anchorage pins)

A project kickoff meeting was held with PA on December 15, 2025. Project field work started in mid-February, 2026 with the testing of pins along the north side of the New Hope – Lambertville Toll Bridge. Pin testing at Lumberville – Ravenrock was completed in the first week of March, 2026.

CENTRAL REGION BRIDGES

Design/Testing

Contract No. C-813B

(MEM/SJB)

At the Commissions November 24, 2025 the Commission awarded his contract to Modjeski and Masters (MM) of Mechanicsburg, Pennsylvania for a not-to-exceed amount of \$850,174.94. This contract will test the structural pins at the following locations:

- Northampton Street Toll-Supported Bridge (approximately 98 truss pins)
- Easton-Phillipsburg Toll Bridge (US 22) (approximately 74 truss pins)
- Riegelsville Toll-Supported Bridge (approx. 8 suspension cable pins, 162 suspension rod pins)

A kickoff meeting was held with M&M on January 15, 2026. The M&M team has initiated the review of existing bridge plans and has commenced coordination for the upcoming inspection and testing of bridge pins. Pin testing at the Easton Phillipsburg Toll Bridge started in Mid-April 2026. Pin testing at the Northampton Street bridge is scheduled to begin in early May 2026.

DELAWARE RIVER JOINT TOLL BRIDGE COMMISSION

Meeting of May 18, 2026

OPERATIONS

The following Pages reflect the reports on those items assigned to the Operations Department. Each item is reported separately and page numbered accordingly.

DELAWARE RIVER JOINT TOLL BRIDGE COMMISSION

Meeting of May 18, 2026

OPERATIONS INDEX

FOR

PUBLIC SAFETY & BRIDGE SECURITY

SUBJECT	DESCRIPTION	PAGE NUMBER
Public Safety & Bridge Security	Status Reports Month of April 2026	1-21

DELAWARE RIVER JOINT TOLL BRIDGE COMMISSION
Meeting of May 2026

PUBLIC SAFETY AND BRIDGE SECURITY
The month of April 2026

The following items represent meetings, communications, tasks, and projects involving the Public Safety and Bridge Security Department (PSBS) during the month of April 2026:

Access Control System

- The ESS Maintenance staff continued upgrading components of the Commission's access control system and adjusting doors to ensure the security of Commission facilities.
- The Access Control System (ACS) database was audited, and pictures were updated for employees' and contractor cards.
- Various employee ACS rights were updated and changed at the supervisors' request.
- Various door alarms and ACS issues were investigated and addressed.
- The temporary badges for the New Hope-Lambertville AET conversion project are still active.
- Additional temporary access badges were made for Auditors and Transcore.

Computer Aided Dispatch

- Testing and updating CAD reports and records continue, as well as addressing pending issues concerning the reporting end.

DELAWARE RIVER JOINT TOLL BRIDGE COMMISSION
Meeting of May 2026

PUBLIC SAFETY AND BRIDGE SECURITY
The month of April 2026

Control Center

- PSBS Control Center (CC) continues to operate 24/7, and detects, documents, and assists the regional bridges with various emergencies, traffic, and security-related incidents.
- Control Center personnel worked with Human Resources (HR) on various internal investigations.
- Control Center personnel worked with several police departments and DRJTBC personnel on various inquiries and investigations. As a result, the Control Center investigated 53 video requests.
- Control Center Staff, along with other PSBS personnel participated in the April In-Service Training.

Bridge Security

- PSBS continued to arrange various Pennsylvania State Police (PSP) enforcement details and safety checks at Commission bridges. These details have resulted in various summonses and warnings being issued for motor vehicle violations, overweight violations and trucks being placed out of service for safety violations.
- Numerous State Police traffic details were arranged for Maintenance for lane closures, traffic safety and escorting oversize vehicles across Commission bridges.
- Both Toll and Bridge Security patrols continue to respond and handle various roadways, bridge and traffic incidents, accidents, motorist aids, etc. on DRJTBC property.
- PSBS completed the monthly NJSP and PSP billing processing.
- PSBS provided security details for the DRJTBC monthly Committee and Commission meetings.
- Public Safety and Bridge Security (PSBS), along with Training and Employee Safety, conducted various practical training exercises throughout all three Regions.

DELAWARE RIVER JOINT TOLL BRIDGE COMMISSION
Meeting of May 2026

PUBLIC SAFETY AND BRIDGE SECURITY
The month of April 2026

Bridge Security

- Public Safety and Bridge Security (PSBS) attended the monthly WPSC Meeting.
- PSBS staff conducted and participated in interviews for vacant Toll-Supported Bridge Monitor positions, Control Center positions and promotions.
- PSBS staff, along with NJ State Police and Lambertville PD provide security and traffic control at the New Hope-Lambertville Shad Festival.
- PSBS staff, along with Lambertville PD monitored a political protest in the area of the New Hope-Lambertville Toll-Supported Bridge.

Toll Operations

- Personnel continued to coordinate the cross-training of Toll Bridge and Toll Supported Bridge personnel.
- Personnel attended the weekly and monthly TransCore and TransCore Maintenance meetings to ensure the Operation and Maintenance of the Toll Collection System.
- Coordinated Toll Lane closures with TransCore and Maintenance for Toll System updates and repairs.
- Personnel attended the bi-weekly NHL AET progress meetings.
- Personnel participated in the Toll Supported Bridge Corporal promotional process.
- Assisted with the coordination of the new uniform order and distribution.
- Personnel held weekly Team meetings with Lieutenants and DDOT to keep Staff informed of updates.
- Continue to monitor the flow of traffic at the various toll bridges to ensure safe and efficient travel.
- Personnel participated in the PSBS In-Service April Meetings.

DELAWARE RIVER JOINT TOLL BRIDGE COMMISSION
Meeting of May 2026

PUBLIC SAFETY AND BRIDGE SECURITY
The month of April 2026

- Personnel participated in the IAG Operations Meetings
- Personnel attended the AET Preliminary Design and AET System Reports Review Workshops.

Electronic Security Surveillance (ESS) Maintenance

- Responded to and closed 44 Maximo work orders for the Commission's ESS and radio systems.
- Staff installed the Delaware Water Gap interior EZ Pass access control.
- Staff met with DRJTBC design engineers at Trenton Morrisville for the design of the DRJTBC Toll conversion project.
- Staff finalized the NHL door replacement quote for the exterior doors at the NHL Admin Building.
- Staff supported DRJTBC Maintenance with the Riverton-Belvidere bridge inspection.
- Staff upgraded camera TM06 from analog to IP.
- Staff installed the "Blue Light Emergency Alerting System" the Scudder Falls Administration Building which alerts staff of an active threat.
- The ESS Maintenance staff continued to work with Regions and IT to update the Maximo radio inventory database.

In general, new trainees at the Control Center, Toll and Toll-Supported Bridges continue to progress toward their respective squads and assignments.

April 2026 NJSP/PSP DRJTBC Combined Stats

Bridges	N/R Accidents		Reportable Accidents		Motorist Assists		Other/Checks	
	NJ	PA	NJ	PA	NJ	PA	NJ	PA
Milford-Montague Toll Bridge (R0440)	0	0	0	0	0	0	0	6
Delaware Water Gap Toll Bridge (N0641)	0	1	1	0	0	1	0	8
Portland-Columbia Toll-Supported Pedestrian Bridge (M0642)	0	0	0	0	0	0	0	56
Portland-Columbia Toll Bridge (M0643)	0	0	0	0	0	0	0	56
Riverton-Belvidere Toll-Supported Bridge (M0644)	0	0	0	0	0	0	0	64
Easton-Phillipsburg Toll Bridge (M0645)	0	1	0	0	0	1	0	58
Northampton Street Toll-Supported Bridge (M0646)	0	0	0	0	0	0	0	69
I-78 Toll Bridge (M0647)	0	1	1	0	1	5	0	105
Riegelsville Toll-Supported Bridge (M0248)	0	0	0	0	0	0	0	38
Upper Black Eddy-Milford Toll-Supported Bridge (M0249)	0	0	0	0	0	0	0	32
Uhlerstown-Frenchtown Toll-Supported Bridge (M0250)	0	0	0	0	0	0	0	32
Lumberville-Raven Rock Toll-Supported Pedestrian Bridge (M0251)	0	0	0	0	0	0	0	4
Centre Bridge-Stockton Toll-Supported Bridge (M0252)	0	0	0	0	1	0	0	4
New Hope-Lambertville Toll Bridge (M0253)	0	0	0	0	0	0	0	6
New Hope-Lambertville Toll-Supported Bridge (M0254)	0	0	0	1	0	0	0	6
Washington Crossing Toll-Supported Bridge (M0355)	0	0	1	0	0	0	0	36
Scudder Falls Toll Bridge (M0356)	0	0	0	0	0	0	0	68
Calhoun Street Toll-Supported Bridge (M0357)	0	0	0	0	0	0	0	38
Lower Trenton Toll-Supported Bridge (M0358)	0	0	0	0	0	0	0	46
Trenton-Morrisville Toll Bridge (M0359)	0	1	0	1	0	1	0	41

	Citations	Warnings	Security Checks
New Jersey State Police	36	45	609
Pennsylvania State Police	21	22	773

PCAD Call Summary Report

This report details listed CAD calls for service for DRJTBC bridges for the month of March 2026.

	Motor Vehicle Stop	Motorist Aid	Mv-Accident	Property Check
BELVIDERE BRIDGE-WAR B150	3	0	0	0
CALHOUN ST. BRIDGE-MER C060	1	0	0	0
COLUMBIA PEDESTRIAN BRIDGE-WAR B020	0	0	0	1
FRENCHTOWN BRIDGE-HUN C040	1	0	0	0
LAMBERTVILLE BRIDGE-HUN C040	12	0	0	0
MONTAGUE TOLL BRIDGE-SUS B050	0	0	0	1
PHILLIPSBURG TOLL BRIDGE-WAR B110	3	1	0	0
PHILLIPSBURG TOLL BRIDGE-WAR B150	16	0	1	0
RIEGELSVILLE BRIDGE-HUN C040	1	0	0	1
STOCKTON BRIDGE-HUN C040	1	1	0	0
WASHINGTON CROSSING-MER C060	2	0	1	0
Total	40	2	2	3

PCAD Summons Summary Report

This report details PCAD Summonses and Warnings for DRJTBC bridges for the month of March 2026

	Summons	Warning	Total
BELVIDERE BRIDGE-WAR B150	1	2	3
CALHOUN ST. BRIDGE-MER C060	10	0	10
FRENCHTOWN BRIDGE-HUN C040	1	0	1
LAMBERTVILLE BRIDGE-HUN C040	1	0	1
PHILLIPSBURG TOLL BRIDGE-WAR B110	1	1	2
PHILLIPSBURG TOLL BRIDGE-WAR B150	19	4	23
RIEGELSVILLE BRIDGE-HUN C040	1	0	1
WASHINGTON CROSSING-MER C060	2	0	2
Total	36	7	43

**e-Daily Time and Items Activity
Summary Report**

This report details eDaily entries for DRJTBC Summonses and Warnings for B020, B110, B150, C040, and C060 between March 1st, 2026 and March 28th, 2026.

		3/2026
B110	DRJTBC Summonses	4
	Total	4
B150	DRJTBC Summonses	16
	DRJTBC Warnings	38
	Total	54

PSP DRJTBC ACTIVITY REPORT FOR: March 2026

Relative to DRJTBC property, members of PSP investigated a total of **five (5)** collisions during the month of **March 2026**. Of these collisions, **four (4)** were non-reportable crashes and there was **one (1)** reportable crash. A total of **750** Domestic Security Checks were conducted by PSP on the twenty (20) bridges owned by the DRJTBC.

SUMMARY TRAFFIC ENFORCEMENT:

TRAFFIC CITATIONS: 35

WRITTEN WARNINGS: 22

*MCSAP traffic citations and warnings are included in the above totals.

MCSAP ENFORCEMENT:

MCSAP INSPECTIONS: 48

TRAFFIC CITATIONS (Involving CMVs): 14

WARNINGS (total): 81

INCIDENTS:

Motor Carrier Safety	48
Traffic Violation – Other	4
Disabled Motorist	8
DUI	1
Theft / Theft – Fraud/Forgery	0
Escort – Super Load – Oversize	0
Traffic Violation – Flee/Elude	0
Road Hazard – Animal – Debris	1
Request Assist – Other Agency/Local PD/Etc.	2
Refer to Other Agency/PD	1

Significant Events:

During the month of March 2026, two (2) MCSAP details were conducted on DRJTBC property; TM and 78 bridges. During these details, 42 inspections were conducted resulting in 12 traffic citations, 69 written warnings, 5 Operators being placed out of service, and 5 vehicles being placed out of service. That's 10 combined vehicles and operators placed out of service for major violations that could have resulted in harm or damage to DRJTBC employees/property as well as the motoring public had they not been stopped and inspected.

PA2026-296499- MVC- DUI

On 03/09/26 at approximately 0039 hours, PSP Trevoise received a call regarding a crash at the TM bridge and that the operator was unresponsive. Two DRJTBC bridge monitors helped administer first aid, to include CPR, until PSP and medical units arrived on scene. The operator was transported to the hospital and made a full recovery. He was found to have operated his vehicle while under

the influence of drugs and was charged accordingly. The actions of the two DRJTBC bridge monitors were credited with helping to save the operators' life.

Future enforcement details will continue to be conducted on the Trenton-Morrisville (US 1) Toll Bridge, the I-78 Toll Bridge, and other DRJTBC Bridges, as necessary.

April 2026 Overweight Crossings-Central Region

4/30/2026

Bridge	Total Turnarounds	Total Overweights	Total Manned	Total Unmanned	NJSP Response	Summons Issued	Warnings Issued	PSP Response	Citations Issued	Warnings Issued2	Local Police Response	No Response
Riverton-Belvidere	207	6	1	6	5	4	1	1	1	0	0	0
Northampton St.	629	2	2	0	0	0	0	2	0	2	0	0
Riegelsville	317	0	0	0	0	0	0	0	0	0	0	0
Uhlerstown - Frenchtown	400	4	0	4	4	1	3	0	0	0	0	0
April Totals												
Bridge	Total Turnarounds	Total Overweights	Total Manned	Total Unmanned	NJSP Response	Summons Issued	Warnings Issued	PSP Response	Citations Issued	Warnings Issued	Local Police Response	No Response
Riverton-Belvidere	613	11	4	8	8	6	1	3	2	1	3	0
Northampton St.	2149	10	10	0	4	3	1	6	1	5	1	0
Riegelsville	906	2	2	0	1	1	0	1	1	0	0	0
Uhlerstown - Frenchtown	1064	8	0	8	8	4	4	0	0	0	0	0
	0	0	0	0	0	0	0	0	0	0	0	0
Year to Date Totals	4732	31	16	16	21	14	6	10	4	6	4	0

April 2026 Overweight Crossings-Southern Region

4/30/2026

Bridge	Total Turnarounds	Total Overweights	Total Manned	Total Unmanned	NJSP Response	Summons Issued	Warnings Issued	PSP Response	Citations Issued	Warnings Issued2	Local Police Response	No Response
Lower Trenton	184	6	0	6	0	0	0	6	4	2	0	0
Calhoun Street	85	2	2	0	0	0	0	2	0	2	0	0
Washington Crossing	176	2	0	2	2	2	0	0	0	0	0	0
New Hope	168	3	3	0	0	0	0	3	2	1	0	0
Lambertville	93	2	0	2	2	2	0	0	0	0	0	0
Centre Bridge												
Stockton												
April Totals	706	15	5	10	4	4	0	11	6	5	0	0
Bridge	Total Turnarounds	Total Overweights	Total Manned	Total Unmanned	NJSP Response	Summons Issued	Warnings Issued	PSP Response	Citations Issued	Warnings Issued	Local Police Response	No Response
Lower Trenton	769	20	0	20	0	0	0	20	5	15	0	0
Calhoun Street	335	3	3	0	0	0	0	3	0	3	0	0
Washington Crossing	516	4	0	4	4	3	1	0	0	0	0	0
New Hope	573	5	5	0	0	0	0	5	2	3	0	0
Lambertville	335	4	0	4	4	3	1	0	0	0	0	0
Centre Bridge												
Stockton												
Year to Date Totals	2528	36	8	28	8	6	2	28	7	21	0	0

Belvidere	January	February	March	April	May	June	July	August	September	October	November	December	Year to date totals
Overweight Crossings	0	1	1	3									5
Washington Crossing	January	February	March	April	May	June	July	August	September	October	November	December	Year to date totals
Turnarounds	83	120	106	176									485
NJ Side	81	115	101	170									467
PA Side	2	5	5	6									18
Overweight Crossings	0	1	1	2									4
Calhoun Street	January	February	March	April	May	June	July	August	September	October	November	December	Year to date totals
Turnarounds	67	81	80	85									313
NJ Side	41	72	72	77									262
PA Side	26	9	8	8									51
Overweight Crossings	0	0	1	2									3
Lower Trenton	January	February	March	April	May	June	July	August	September	October	November	December	Year to date totals
Turnarounds	102	229	185	184									700
NJ Side	96	226	180	180									682
PA Side	6	3	5	4									18
Overweight Crossings	4	4	6	6									20

DELAWARE RIVER JOINT TOLL BRIDGE COMMISSION

MONTHLY ACTIVITY SERVICES RENDERED REPORT

BRIDGE Riverton-Belvidere

MONTH April

YEAR 2026

ACTIVITY/SERVICE	WEEK OF 5-Apr	WEEK OF 12-Apr	WEEK OF 19-Apr	WEEK OF 26-Apr	TOTAL
Hours Worked	192	180	168	168	708
Patrols	86	78	74	77	315
Overweight Crossings	1	2	1	2	6
Overweights Refused	49	55	53	50	207
Pass Through	8	23	16	11	58
Disabled Vehicles	0	0	0	0	0
Accidents	0	0	0	0	0
Police Requests	1	1	21	4	27
Fire Dept. Requests	0	0	0	0	0
EMS / First Aid Requests	0	0	0	0	0
Traffic Control	2	0	12	4	18
Jumpers / Code 100	0	0	0	0	0
Public Interactions	27	50	55	58	190
Bicycle Warnings	0	1	2	0	3
Other	16	14	14	14	58

NOTES:

DELAWARE RIVER JOINT TOLL BRIDGE COMMISSION

MONTHLY ACTIVITY SERVICES RENDERED REPORT

BRIDGE Northampton Street

MONTH April

YEAR 2026

ACTIVITY/SERVICE	WEEK OF 5-Apr	WEEK OF 12-Apr	WEEK OF 19-Apr	WEEK OF 26-Apr	TOTAL
Hours Worked	358	336	324	336	1354
Patrols	158	156	152	155	621
Overweight Crossings	1	1	0	0	2
Overweights Refused	151	167	159	152	629
Pass Through	7	6	9	9	31
Disabled Vehicles	0	0	0	0	0
Accidents	0	0	0	0	0
Police Requests	2	3	0	0	5
Fire Dept. Requests	0	0	0	0	0
EMS / First Aid Requests	1	0	0	0	1
Traffic Control	3	18	22	3	46
Jumpers / Code 100	0	0	0	0	0
Public Interactions	61	88	109	80	338
Bicycle Warnings	16	15	24	20	75
Other	21	20	16	20	77

NOTES:

DELAWARE RIVER JOINT TOLL BRIDGE COMMISSION

MONTHLY ACTIVITY SERVICES RENDERED REPORT

BRIDGE Riegelsville

MONTH April

YEAR 2026

ACTIVITY/SERVICE	WEEK OF 5-Apr	WEEK OF 12-Apr	WEEK OF 19-Apr	WEEK OF 26-Apr	TOTAL
Hours Worked	368	336	336	336	1376
Patrols	163	166	170	161	660
Overweight Crossings	0	0	0	0	0
Overweights Refused	107	68	62	80	317
Pass Through	9	2	7	3	21
Disabled Vehicles	1	0	0	0	1
Accidents	0	0	0	0	0
Police Requests	0	0	0	0	0
Fire Dept. Requests	0	0	0	0	0
EMS / First Aid Requests	1	0	0	0	1
Traffic Control	22	8	16	2	48
Jumpers / Code 100	0	0	0	0	0
Public Interactions	65	58	50	48	221
Bicycle Warnings	0	0	0	0	0
Other	29	29	27	27	112

NOTES:

DELAWARE RIVER JOINT TOLL BRIDGE COMMISSION

MONTHLY ACTIVITY SERVICES RENDERED REPORT

BRIDGE Upper Black Eddy-Milford

MONTH April

YEAR 2026

ACTIVITY/SERVICE	WEEK OF 5-Apr	WEEK OF 12-Apr	WEEK OF 19-Apr	WEEK OF 26-Apr	TOTAL
Hours Worked	96	144	132	120	492
Patrols	36	56	60	58	210
Overweight Crossings	0	0	0	0	0
Overweights Refused	0	0	0	0	0
Pass Through	0	0	0	0	0
Disabled Vehicles	0	0	0	0	0
Accidents	0	0	0	0	0
Police Requests	0	0	0	0	0
Fire Dept. Requests	0	0	0	0	0
EMS / First Aid Requests	0	0	0	0	0
Traffic Control	1	0	0	0	1
Jumpers / Code 100	0	0	0	0	0
Public Interactions	36	34	82	58	210
Bicycle Warnings	0	2	0	0	2
Other	7	10	11	10	38

NOTES:

DELAWARE RIVER JOINT TOLL BRIDGE COMMISSION

MONTHLY ACTIVITY SERVICES RENDERED REPORT

BRIDGE Uhlerstown-Frenchtown

MONTH April

YEAR 2026

ACTIVITY/SERVICE	WEEK OF 5-Apr	WEEK OF 12-Apr	WEEK OF 19-Apr	WEEK OF 26-Apr	TOTAL
Hours Worked	168	240	204	168	780
Patrols	82	118	96	74	370
Overweight Crossings	1	2	0	1	4
Overweights Refused	97	108	102	93	400
Pass Through	50	48	27	43	168
Disabled Vehicles	0	0	0	0	0
Accidents	0	0	0	0	0
Police Requests	0	2	0	0	2
Fire Dept. Requests	0	0	0	0	0
EMS / First Aid Requests	0	0	0	0	0
Traffic Control	6	21	35	37	99
Jumpers / Code 100	0	0	0	0	0
Public Interactions	41	66	98	37	242
Bicycle Warnings	2	6	9	8	25
Other	8	15	11	10	44

NOTES:

DELAWARE RIVER JOINT TOLL BRIDGE COMMISSION

MONTHLY ACTIVITY SERVICES RENDERED REPORT

BRIDGE Portland-Columbia Pedestrian

MONTH April

YEAR 2026

ACTIVITY/SERVICE	WEEK OF 5-Apr	WEEK OF 12-Apr	WEEK OF 19-Apr	WEEK OF 26-Apr	TOTAL
Hours Worked					0
Patrols					0
Overweight Crossings					0
Overweights Refused					0
Pass Through					0
Disabled Vehicles					0
Accidents					0
Police Requests					0
Fire Dept. Requests					0
EMS / First Aid Requests					0
Traffic Control					0
Jumpers / Code 100					0
Public Interactions					0
Bicycle Warnings					0
Other					0

NOTES:

DELAWARE RIVER JOINT TOLL BRIDGE COMMISSION

MONTHLY ACTIVITY SERVICES RENDERED REPORT

BRIDGE Centre-Bridge Stockton

MONTH April

YEAR 2026

ACTIVITY/SERVICE	WEEK OF 11-Apr	WEEK OF 18-Apr	WEEK OF 25-Apr	WEEK OF 30-Apr	TOTAL
Hours Worked	180	120	132	132	564
Patrols	78	58	60	56	252
Overweight Crossings	1	1	0	0	2
Overweights Refused	20	20	32	21	93
Pass Through	4	2	3	3	12
Disabled Vehicles	0	0	0	0	0
Accidents	0	0	0	0	0
Police Requests	0	0	1	0	1
Fire Dept. Requests	0	0	0	0	0
EMS / First Aid Requests	0	0	0	0	0
Traffic Control	14	20	27	16	77
Jumpers / Code 100	0	0	0	0	0
Public Interactions	88	150	76	121	435
Bicycle Warnings	6	14	6	15	41
Other	0	0	0	0	0

NOTES:

DELAWARE RIVER JOINT TOLL BRIDGE COMMISSION

MONTHLY ACTIVITY SERVICES RENDERED REPORT

BRIDGE New Hope - Lambertville

MONTH April

YEAR 2026

ACTIVITY/SERVICE	WEEK OF 11-Apr	WEEK OF 18-Apr	WEEK OF 25-Apr	WEEK OF 30-Apr	TOTAL
Hours Worked	468	336	336	336	1476
Patrols	141	132	121	113	507
Overweight Crossings	0	1	1	1	3
Overweights Refused	41	41	44	42	168
Pass Through	12	15	15	11	53
Disabled Vehicles	0	1	0	0	1
Accidents	0	0	0	0	0
Police Requests	0	0	0	0	0
Fire Dept. Requests	0	0	0	0	0
EMS / First Aid Requests	0	0	0	0	0
Traffic Control	27	29	28	29	113
Jumpers / Code 100	0	1	0	0	1
Public Interactions	364	503	498	415	1780
Bicycle Warnings	5	44	24	21	94
Other	0	0	0	0	0

NOTES:

DELAWARE RIVER JOINT TOLL BRIDGE COMMISSION

MONTHLY ACTIVITY SERVICES RENDERED REPORT

BRIDGE Washington Crossing

MONTH April

YEAR 2026

ACTIVITY/SERVICE	WEEK OF 11-Apr	WEEK OF 18-Apr	WEEK OF 25-Apr	WEEK OF 30-Apr	TOTAL
Hours Worked	168	156	168	168	660
Patrols	50	52	56	54	212
Overweight Crossings	1	1	0	0	2
Overweights Refused	43	34	52	47	176
Pass Through	3	4	3	3	13
Disabled Vehicles	0	0	0	0	0
Accidents	2	0	1	0	3
Police Requests	1	6	1	0	8
Fire Dept. Requests	0	0	0	0	0
EMS / First Aid Requests	0	0	4	0	4
Traffic Control	40	31	51	43	165
Jumpers / Code 100	0	0	0	0	0
Public Interactions	24	28	39	29	120
Bicycle Warnings	6	1	4	6	17
Other	0	0	0	0	0

NOTES:

DELAWARE RIVER JOINT TOLL BRIDGE COMMISSION

MONTHLY ACTIVITY SERVICES RENDERED REPORT

BRIDGE Calhoun Street

MONTH April

YEAR 2026

ACTIVITY/SERVICE	WEEK OF 11-Apr	WEEK OF 18-Apr	WEEK OF 25-Apr	WEEK OF 30-Apr	TOTAL
Hours Worked	270	288	312	308	1178
Patrols	51	82	71	70	274
Overweight Crossings	1	0	1	0	2
Overweights Refused	12	14	28	31	85
Pass Through	3	1	6	2	12
Disabled Vehicles	0	1	3	0	4
Accidents	0	2	2	0	4
Police Requests	0	3	1	0	4
Fire Dept. Requests	0	0	0	0	0
EMS / First Aid Requests	0	0	0	0	0
Traffic Control	7	60	21	19	107
Jumpers / Code 100	0	0	0	0	0
Public Interactions	11	148	41	22	222
Bicycle Warnings	20	18	32	12	82
Other	0	0	0	0	0

NOTES:

DELAWARE RIVER JOINT TOLL BRIDGE COMMISSION

MONTHLY ACTIVITY SERVICES RENDERED REPORT

BRIDGE Lower Trenton

MONTH April

YEAR 2026

ACTIVITY/SERVICE	WEEK OF 11-Apr	WEEK OF 18-Apr	WEEK OF 25-Apr	WEEK OF 30-Apr	TOTAL
Hours Worked	16	168	200	168	552
Patrols	94	91	117	101	403
Overweight Crossings	1	2	1	2	6
Overweights Refused	55	51	33	45	184
Pass Through	7	6	6	9	28
Disabled Vehicles	1	0	0	1	2
Accidents	0	0	0	1	1
Police Requests	0	2	4	0	6
Fire Dept. Requests	0	0	0	0	0
EMS / First Aid Requests	0	0	0	0	0
Traffic Control	6	24	0	17	47
Jumpers / Code 100	0	0	0	1	1
Public Interactions	16	36	7	1	60
Bicycle Warnings	5	8	0	0	13
Other	0	0	0	0	0

NOTES:

DELAWARE RIVER JOINT TOLL BRIDGE COMMISSION

MONTHLY ACTIVITY SERVICES RENDERED REPORT

BRIDGE Lumberville - Raven Rock

MONTH April

YEAR 2026

ACTIVITY/SERVICE	WEEK OF 11-Apr	WEEK OF 18-Apr	WEEK OF 25-Apr	WEEK OF 30-Apr	TOTAL
Hours Worked	0	0	0	0	0
Patrols	33	28	35	30	126
Overweight Crossings	0	0	0	0	0
Overweights Refused	0	0	0	0	0
Pass Through	0	0	0	0	0
Disabled Vehicles	0	0	0	0	0
Accidents	0	0	0	0	0
Police Requests	0	0	0	0	0
Fire Dept. Requests	0	0	0	0	0
EMS / First Aid Requests	0	0	0	0	0
Traffic Control	0	0	0	0	0
Jumpers / Code 100	0	0	0	0	0
Public Interactions	0	0	0	0	0
Bicycle Warnings	0	0	0	0	0
Other	0	0	0	0	0

NOTES:

Monthly Activity Report

April 2026

Location	Bridge Checks	Overweights	Accidents	Code 100	Disabled Vehicles	Medical Emeraencies
Lower Trenton	194	6	8	6	4	0
Calhoun Street	194	2	7	0	2	0
Langhorne	95	0	1	0	0	0
Scudder Falls	311	0	5	0	17	0
Washington Crossing	183	2	3	0	0	0
New Hope	216	3	0	0	0	0
Lambertville						
Centre Bridge	179	2	0	0	0	0
Stockton						
Lumberville	126	0	0	0	0	0
RavenRock						
Uhlersown	78	4	1	0	0	0
Frenchtown						
Upper Black Eddy	62	0	0	0	0	0
Milford						
Riegelsville	96	0	0	0	0	0
Northampton St.	127	2	0	0	0	0
Riverton	61	6	0	0	0	0
Belvidere						
Portland Columbia	0	0	0	0	0	0
Totals	1922	27	25	6	23	0
Yearly Totals						
Location	Bridge Checks	Overweights	Accidents	Code 100	Disabled Vehicles	Medical Emeraencies
Lower Trenton	194	6	8	6	4	0
Calhoun Street	194	2	7	0	2	0
Langhorne	95	0	1	0	0	0
Scudder Falls	311	0	5	0	17	0
Washington Crossing	183	2	3	0	0	0
New Hope	216	3	0	0	0	0
Lambertville						

Location	Bridge Checks	Overweights	Accidents	Code 100	Disabled Vehicles	Medical Emergencies
Centre Bridge Stockton	179	2	0	0	0	0
Lumberville RavenRock	126	0	0	0	0	0
Uhlersown Frenchtown	78	4	1	0	0	0
Upper Black Eddy Milford	62	0	0	0	0	0
Riegelsville	96	0	0	0	0	0
Northampton St.	127	2	0	0	0	0
Riverton Belvidere	61	6	0	0	0	0
Portland Columbia	0	0	0	0	0	0
Totals	1922	27	25	6	23	0

DELAWARE RIVER JOINT TOLL BRIDGE COMMISSION

Meeting of May 18, 2026

**OPERATIONS INDEX
FOR
MAINTENANCE & FLEET**

SUBJECT	DESCRIPTION	PAGE NUMBER
Maintenance & Fleet	Status Reports Month of April 2026	1

DELAWARE RIVER JOINT TOLL BRIDGE COMMISSION
Meeting of May 18, 2026

MAINTENANCE & FLEET
Month of April 2026

Trenton-Morrisville/Southern Region Maintenance Center

Had inspection done on LT Bridge
Matt Harper and Nick Vitelli 2 new guys started this month
Had inspection done on Calhoun St Bridge
ACS did there PM's at LH and TM
Sweep RT 1 N/S
Did a lane closure for ESS maint.
Worked on TM highway lights
Had CPR class for 3 guys
Replaced headache bar at Calhoun st NJ side from
Has inspection done on the ASPEN
Replaced belt on exhaust fan at TM ops building
Supplied a crash truck for trans core in lane 5
Escorting French & Parello around TM for highway lighting project

Scudder Falls

Swept 295 Bridge multiple times
Removed graffiti on bridge abutment SF PA side on the canal path
Fire extinguisher's yearly inspection was performed
Hooked sprinklers back up SF Admin
Replaced two sprinkler heads
Weeded SF Admin
Mulched SF Admin
Continued to repair SF foot walk concrete for engineering
Weeded 29 Circles
Mulched 29 Circles

New Hope-Lambertville

Assisted PKF with multiple slowdowns
on 202 NB/ SB to replace missing delineators.
Removed the cables and pick from WCTSB.
Installed the pick at Calhoun Street and assisted with bridge inspection.
Installed the pick and assisted with bridge inspection at NHLTSB.
Painted the center line at WCTSB.

New Hope-Lambertville (continued)

Saw cut, jack hammered and removed loose pavement and used Aqua Phalt and tar on the NJ approach at WCTSB for roadway repairs.

Reseated and welded a loose deck grate on the Pa. side at WCTSB.

I-78

Finished repairing road signs from winter damage

Cleaned and sealed gutters on maintenance garage

Closed ORT lanes for cleaning and Transcore maintenance

Repaired clogged drain line at admin building

Assisted Chase Enterprises with guide rail spraying

Closed right lane east bound on bridge for ESS camera repair

Picked up mulch and topsoil

Replaced five storm water Inlet tops

Tree work on highway

Removed flower bed for new parking lot extension

Easton-Phillipsburg

Installed over the range microwave 3rd Floor breakroom

Painted cabinets 2nd and 3rd floor breakrooms

Painting 3rd floor offices

A/C window units installed at TSBs

Monitored illicit connection NHST now resolved

Setup rigging and assisted bridge inspections

Assisted contractors UF light fixture replacement

Removed HID ballasts/rewired parking lot lighting for Frenchtown Borough

Received and organized attic stock for UF lighting

Removed small debris from bridge piers

Portland-Columbia

Empty and wash brine making tank, flush out pump

Wash off pedestrian bridge deck and flush drains

Wash out brine truck tank and pump

Remove brine tank from truck and set up for basket and cones

Repair yard with topsoil and seed from heating tank repair

Replace rusted and leaking coolant lines and hoses with stainless lines on Mack PC 13

Remove mud and dirt from yard and fill with millings at bottom of ramp N in NJ

Put down millings under pedestrian bridge access

Remove sunken and broken sidewalk behind building per inspection report

Mulch flower beds at Admin Building and Pedestrian Bridge
Repair drain inlet on Washington street in NJ

Delaware Water Gap

Hung lock out/tag out stations in Maintenance and admin garages
Replaced ceiling tiles in DRMS office
Replaced tires on BP10
Trimmed shrubs and bushes
Repaired 5 items in tunnel from inspection report
Installed carpet in DRMS office
Mulched all flower beds
Assisted PC in changing trans lines on Mack
Limed all lawns
Removed all plow markers
Inspected all fire extinguishers and AED's
Repaired westbound gate transmission

Milford-Montague

Serviced all small engine equipment for the summer season.
Fixed broken gutter spout on back garage.
Sent MW to obtain class A CDL permit.
Loaded PC Mack with road millings for project they needed them for.
DRMS attended competent person harness training at Fall Proof Systems.
Repaired ruts around property with topsoil.
Cleaned Graffiti off PA pier Incident#2025-00002899.
Removed salt barrels, rinsed out, and put away for storage.
Flushed gutters and underground drain on back shed.
Super Heat finally repaired detached garage furnace.
Shampooed carpeting in facility.
Escorted Erlich Pest control and performed toll lane closures.
Performed underground electrical mark-out for contractor work zone sign installations.
Hosted workplace safety committee meeting.
Spread lime and fertilizer around entire property.
Working with engineering on identifying light pole boxes on bridge deck mounting.
Hosted OPS meeting in attached garage.

Fleet Department

Highlights

- All new assets accounted for in Maximo with appropriate registration and insurance as required.
- All POs for 2026-2027 approved V&E have been issued except for one item.

- SF facility has received the bed cover and drawer accessories for RMS pickup.
- I78 facility has received replacement hydrostatic mower.
- Next list of auction items taking shape as replacement V&E arrive.
- Onboarding and training continue of new Fleet Supervisor R. Dietz and Fleet Manager A. Schermerhorn. Two-month reviews completed.
- DWG and I78 Mack plow trucks ETA mid- July.

Repairs

- PC- Replaced rusted transmission lines to stainless lines on PC Mack 13
- I78- 2015 Ford F750- rear brakes serviced.
- PC- Replaced power seat bracket assembly on Patrol BP 13
- PC- Replaced battery in Patrol BP 13
- TM- BP-1 ABS module replaced, outside auto.
- PC- Repaired turn signal on Patrol BP 13
- PC- BP 13 to service for recall
- LH- New Batteries for sweeper purchased.
- PC- Ford F250 PC-1 to dealer for recall
- PC- Replaced wheel bearing on Patrol BP 13
- EP- Two vehicles reprogrammed to stop auto shut off.

Miscellaneous Items

- Recalls received and forwarded to RMS to schedule and complete.
- Registration renewals submitted as needed. DMV has multiple vehicles in backlog regarding registrations. Fleet is in communication with NJ DMV weekly regarding the outstanding overdue items.
- Added new vehicles/ equipment to Fleet insurance as needed.
- Supplied accounting with new asset spread sheets.

DELAWARE RIVER JOINT TOLL BRIDGE COMMISSION

Meeting of APRIL 2026

USE OF FACILITIES REQUEST REPORT

MONTH OF APRIL 2026

SUBJECT	DESCRIPTION	PAGE NUMBER
Use of Facilities	Use of Facilities Request - Month of April 2026	1 of 2

DELAWARE RIVER JOINT TOLL BRIDGE COMMISSION

Meeting of APRIL 2026

PROPERTY REPORT

Use of Commission Facilities

Facility	Organization	Date/Time	Description of Use
Milford-Montague	Gaver Industries DBA Barker & Barker Paving	April 6, 2026- October 2026	RT 206 and Old Mine Rd Repaving Project (1 mile in each direction) -"Placing Warning Signs advising Road Closure during project"
DWG	Della Pello Paving	March 30, 2026- October 30, 2026 24 hrs a day	Milepost 0.5 for the NJDOT in NJ & installing advance warning signs -Providing Lane Closure for the milling & paving operations of RT 80 WB Old Mine Rd to CR 519
Trenton-Morrisville	Schifano Construction Corp	4/16/26-5/6/26	Installing traffic control devices for lane closures Scotch Road Interchange RT 295 MP 76.35- 73.14 NB & SB