

DELAWARE RIVER
JOINT TOLL BRIDGE COMMISSION
MINUTES
MEETING OF MARCH 31, 2025

DELAWARE RIVER JOINT TOLL BRIDGE COMMISSION

MEMBERS OF THE COMMISSION

NEW JERSEY

HONORABLE ALADAR KOMJATHY

Chairman

HONORABLE MICHAEL B. LAVERY

HONORABLE WALTER ORCUTT

HONORABLE LORI CIESLA

HONORABLE YUKI MOORE LAURENTI

Treasurer

PENNSYLVANIA

HONORABLE PAMELA JANVEY

Vice Chair

HONORABLE DANIELLA YOUNG

HONORABLE ISMAIL A. SHAHID

HONORABLE DANIEL GRACE

HONORABLE JOHN D. CHRISTY

Secretary

DELAWARE RIVER JOINT TOLL BRIDGE COMMISSION

STANDING COMMITTEES

FINANCE, INSURANCE MANAGEMENT AND OPERATIONS

PENNSYLVANIA: Janvey, Shahid

NEW JERSEY: Ciesla, Komjathy*

PROJECTS, PROPERTY AND EQUIPMENT

PENNSYLVANIA: Christy*, Young

NEW JERSEY: Lavery, Orcutt

PROFESSIONAL SERVICES

PENNSYLVANIA: Christy, Janvey

NEW JERSEY: Komjathy*, Orcutt

PERSONNEL

PENNSYLVANIA: Young, Grace*

NEW JERSEY: Laurenti, Komjathy

AUDIT COMMITTEE

PENNSYLVANIA: Janvey, Shahid*

NEW JERSEY: Laurenti, Lavery

ADMINISTRATIVE COMMITTEE

PENNSYLVANIA: Grace, Shahid

NEW JERSEY: Ciesla, Laurenti*

Chairman and Vice Chair are Ex-Officio of All Committees

*Chairperson of Committee

DELAWARE RIVER JOINT TOLL BRIDGE COMMISSION
RECAPITULATION OF COMMITTEE MEMBERSHIP

Lavery	(1)	Projects, Property and Equipment
	(2)	Audit Committee
Laurenti	(1)	Personnel
	(2)	Audit Committee
	(3)	Administrative Committee (Chairperson)
Orcutt	(1)	Projects, Property and Equipment
	(2)	Professional Services
Ciesla	(1)	Finance, Insurance Management Operations
	(2)	Administrative Committee
Komjathy	(1)	Ex-Officio of all Committees
	(2)	Finance, Insurance Management Operations (Chairperson)
	(3)	Professional Services (Chairperson)
	(4)	Personnel
Janvey	(1)	Ex-Officio of all Committees
	(2)	Finance, Insurance Management and Operations
	(3)	Audit Committee
	(4)	Professional Services
Grace	(1)	Administrative Committee
	(2)	Personnel Committee (Chairperson)
Christy	(1)	Projects, Property and Equipment (Chairperson)
	(2)	Professional Services
Young	(1)	Projects, Property and Equipment
	(2)	Personnel
Shahid	(1)	Finance, Insurance Management Operations
	(2)	Audit Committee (Chairperson)
	(3)	Administrative Committee

DELAWARE RIVER JOINT TOLL BRIDGE COMMISSION

PROFESSIONAL ASSOCIATES

CONSULTING ENGINEERS

PICKERING, CORTS & SUMMERSON, INC.
Newtown, Pennsylvania

GENERAL COUNSEL

ARCHER
Philadelphia, Pennsylvania

FLORIO, PERRUCCI, STEINHARDT & CAPPELLI
Phillipsburg, New Jersey

LABOR COUNSEL

STRADLEY, RONON
Philadelphia, Pennsylvania

CHISEA, SHAHINIAN & GIANTOMASI
West Orange, New Jersey

AUDITOR

MERCADIEN, P.C.
Hamilton, New Jersey

FINANCIAL ADVISOR

ACACIA FINANCIAL GROUP
Mt. Laurel, New Jersey

COMMUNICATIONS CONSULTANT

BELLEVUE COMMUNICATIONS
Philadelphia, Pennsylvania

INVESTMENT ADVISOR

STONERIDGE PMG ADVISORS, LLC
Radnor, Pennsylvania

DELAWARE RIVER JOINT TOLL BRIDGE COMMISSION

ORGANIZATION CHART

COMMISSIONERS

Executive Director
Joseph J. Resta

Chief Engineer
Kevin Skeels

Assistant Chief Engineer
Steven Burke

Deputy Executive Director of Operations
Mark Murranko

Deputy Executive Director of Communications
Joseph Donnelly

Director of Community Affairs
Jodee Inscho

Senior Director of Public Safety & Bridge Security
Matthew Hartigan

Senior Director of Maintenance & Fleet Operations
Lendell Jones

Director of Toll Supported Bridge, Control Center & ESS Operations
J. Eric Freeman

Director of Toll Operations
Michele Gara

Director of Maintenance & Fleet Operations
LeVar Talley

Chief Administrative Officer
Arnold Conoline

Director of Contract Compliance

Director of E-ZPass
Phillip Calabro

Senior Director of Human Resources
Joanna Cruz

Senior Director of Information Technology
John Bencivengo

Director of Purchasing
Philip Abate

Senior Director of Training & Workplace Safety
John Mills

Director of Training
Jack Baum

Director of Workplace Safety
William Hauck

Chief Financial Officer
Qiyao Zhao

Comptroller
Charmaine Graves



DELAWARE RIVER JOINT TOLL BRIDGE COMMISSION

Meeting of March 31, 2025

INDEX TO MINUTES

	PAGE
1. Call to Order.....	1
2. Appearances.....	1 - 2
3. Roll Call.....	2
4. Welcome Remarks of the Executive Director	2
5. Introduction of Comments from the Public.....	3
6. Executive Director's Report.....	3
7. Approval of Minutes for Commission Meeting held February 24, 2025.....	3
8. Approval of Operations Report-Month of February 2025.....	4
9. 2025 Operating Budget Amendment Regular Employee Salaries	4
10. Construction Inspection Task Order Agreement, Contract C-804A, Award of Contract.....	5
11. New Hope-Lambertville Toll Bridge All Electronic Tolling (AET) Conversion & PA Abutment Backwall Replacement CM/CI Services, Contract CM-754A, Authorization to Negotiate.....	5 - 6
12. Appointment of Hunter Storms to Maintenance Worker III, Northern Region.....	6
13. Appointment of Joseph Manney to Toll- Supported Bridge Monitor II, Southern Region... ..	6 - 7
14. Appointment of Bayshawn Fleming to Toll- Supported Bridge Monitor II, Southern Region....	7
15. Appointment of Donald Kwasnicki to Toll- Supported Bridge Monitor II, Southern Region.....	8

DELAWARE RIVER JOINT TOLL BRIDGE COMMISSION

Meeting of March 31, 2025

16. Appointment of Owen Riley to Toll-Supported Bridge Monitor II, Southern Region.....	8
17. Appointment of Scott Imboden to Control Center Monitor II.....	9
18. Appointment of Paul Neiber to Control Center Monitor II.....	9
19. Appointment of Alvin White to Control Center Monitor II.....	10
20. Promotion of Public Safety & Bridge Security Employees (2) Individuals.....	10
21. Promotion of Maintenance Employee (1) Individual.....	11
22. Promotion of Christopher Villano Toll Bridge Corporal, Northern Region.....	11
23. Promotion of Douglas Higgins Toll- Supported Bridge Corporal, Central Region.....	12
24. Promotion of Glenn Salt Toll- Supported Bridge Corporal, Southern Region	12
25. Promotion of Raymond Schiavo Toll Bridge Corporal, Northern Region.....	13
26. Promotion of Gary Lorenzo Toll Bridge Sergeant, Southern Region.....	13
27. Approval of Retirement Benefits, James Gower, Regional Maintenance Supervisor.....	14
28. Approval of Retirement Benefits, Ann Lear, Toll Bridge Sergeant.....	14 - 15
29. Approve Payment of Invoices, Chiesa, Shahinian & Giantomasi, NJ Labor Counsel.....	15

DELAWARE RIVER JOINT TOLL BRIDGE COMMISSION

Meeting of March 31, 2025

30. Approve Payment of Invoices, Archer Law, PA General Counsel.....	15 - 16
31. Approve Payment of Invoices, Stradley Ronon, PA Labor Counsel.....	16
32. Approve Payment of Invoices, Florio, Perrucci, Steinhardt and Cappelli, NJ General Counsel.....	16 - 17
33. Invite Any Comments from the Public.....	17 - 21
34. Scheduling of the April 28, 2025 Meeting	22
35. Adjournment.....	22

DELAWARE RIVER JOINT TOLL BRIDGE COMMISSION
Meeting of March 31, 2025

CALL TO ORDER

The Regular Monthly Meeting of the Delaware River Joint Toll Bridge Commission was called to order at the Scudder Falls Administration Building via Microsoft Teams and in person on Monday, March 31, 2025, at 10:33 a.m. pursuant to notice properly forwarded to each member in compliance with the by-laws. Joseph J. Resta, Executive Director presided at this meeting.

Executive Director Resta addressed the meeting and said:

Before we start, our commissioner roll call this morning, I would like to welcome on our new, New Jersey Commissioner, Mr. Walter Orcutt from Blairstown, New Jersey. Welcome, sir.

Commissioner Walter Orcutt addressed the meeting and said:

Thank you. Great to be aboard.

APPEARANCES:

COMMISSION MEMBERS:

Hon. Aladar Komjathy (New Jersey)
Hon. Pamela Janvey (Pennsylvania)
Hon. Daniel Grace (Pennsylvania)
Hon. Michael Lavery (New Jersey)
Hon. John Christy (Pennsylvania) (Joined at 10:39am)
Hon. Lori Ciesla (New Jersey)
Hon. Daniella Young (Pennsylvania)
Hon. Walter Orcutt (New Jersey)

COMMISSION MEMBERS ABSENT:

Hon. Yuki Moore Laurenti (New Jersey)
Hon. Ismail Shahid (Pennsylvania)

COMMISSION COUNSEL:

Jonathan Bloom, Stradley Ronon, Pennsylvania
Shelley Smith, Archer Law, Pennsylvania
Seth Tipton, Florio, Perrucci Steinhart & Cappelli, New Jersey
Brian O'Neill, Chiesa, Shahinian & Giantomasi, New Jersey

GOVERNORS' REPRESENTATIVES:

Dorian Smith, NJ Governor's Office
Anthony Luker, PA Governor's Office

DELAWARE RIVER JOINT TOLL BRIDGE COMMISSION
Meeting of March 31, 2025

COMMISSION STAFF MEMBERS:

Arnold Conoline, Chief Administrative Officer
Kevin Skeels, Chief Engineer
Qiyao (Tracy) Zhao, Chief Financial Officer
Joseph Donnelly, Deputy Executive Director of Communications
Charmaine Graves, Comptroller
Mark Murranko, Deputy Executive Director of Operations
Joanna Cruz, Human Resources Director
Jodee Inscho, Director of Community Affairs
Donna Tronolone, Administrative Generalist, Executive Office
Heather McConnell, Executive Administrative Generalist/Commissioner Liaison

PROFESSIONAL ASSOCIATES:

Pete Peterson, Bellevue Associates
Alex Styer, Bellevue Associates

OTHERS:

Executive Director Resta addressed the meeting and said:

Welcome visitors. We do have a few folks here in person, and we do have a number of folks on the Teams meeting. We'll get to those folks a little later on in the process of this meeting.

Armgard Kucas, Washington Crossing PA.
Judi Clayton, Washington Crossing PA.
Mike McAtee, Washington Crossing PA.
Bill Kuas, Washington Crossing PA.

ROLL CALL

Joseph Resta, Executive Director, in his capacity as Secretary for this Meeting called the roll, and at the conclusion thereof, reported that there was a quorum present-there being three members present from the Commonwealth of Pennsylvania and four members present from the State of New Jersey.

WELCOMING REMARKS OF THE EXECUTIVE DIRECTOR

Executive Director Resta welcomed those persons whose identities are set forth hereinabove under "Appearances".

DELAWARE RIVER JOINT TOLL BRIDGE COMMISSION
Meeting of March 31, 2025

INTRODUCE ANY COMMENTS FROM THE PUBLIC

Executive Director Resta addressed the meeting and said:

This is the point in the meeting where we invite comments on today's agenda from the public. We have instituted procedures for public comment. Speakers will be provided one three-minute time frame to provide comment, and there will be no repeat speakers and no yielding time to another speaker. So, if there are any comments either on-line or in person on today's agenda, now is the time to make them. There is another point in the proceeding for new business comments a little later on in the meeting.

EXECUTIVE DIRECTOR'S REPORT

Hearing none, I am going to forego my remarks today for the sake of brevity. We will move onto resolutions, first of which are general items requiring Commission action.

APPROVAL OF MINUTES FOR COMMISSION MEETING FEBRUARY 24, 2025

R: 5125-03-25-ADM-01-03-25

Executive Director Resta addressed the meeting and requested the adoption of a Resolution approving the Minutes of the Commission Meeting held February 24, 2025.

At the conclusion of the review, Vice Chair Janvey moved and Chairman Komjathy seconded the adoption of the following Resolution:

"RESOLVED: by the Delaware River Joint Toll Bridge Commission at its Regular Meeting assembled this 31st Day of March 2025 that the Minutes of the Commission Meeting held on February 24, 2025, be adopted and the same hereby are approved."

Commissioner Orcutt addressed the meeting and said:

I abstain from voting on this resolution.

Executive Director Resta addressed the meeting and said:

Commissioner Orcutt will be recorded as an abstention.

Executive Director Resta reported that there were three affirmative votes from New Jersey, and three affirmative votes from Pennsylvania.

Executive Director Resta then invited any further questions on the Resolution. No further questions were presented, and the Resolution was adopted.

DELAWARE RIVER JOINT TOLL BRIDGE COMMISSION
Meeting of March 31, 2025

APPROVAL OF OPERATIONS REPORT-MONTH OF FEBRUARY 2025

R: 5126-03-25-ADM-02-03-25

Executive Director Resta addressed the meeting and asked if there were any questions on any of the reports contained in the “Operations Report”.

At the conclusion of the review, Chairman Komjathy moved and Vice Chair Janvey seconded the adoption of the following Resolution:

“RESOLVED: by the Delaware River Joint Toll Bridge Commission at its Regular Meeting assembled this 31st Day of March 2025 that the Operations Report, which reflects Commission activity for the month of February 2025 is hereby approved.”

Executive Director Resta reported that there were four affirmative votes from New Jersey, and three affirmative votes from Pennsylvania.

Executive Director Resta then invited any further questions on the Resolution. No further questions were presented, and the Resolution was unanimously adopted.

Secretary’s note:
Commissioner Christy joined the meeting at 10:39

2025 OPERATING BUDGET AMENDMENT REGULAR EMPLOYEE SALARIES

R: 5127-03-25-FIN-01-03-25

Executive Director Resta addressed the Meeting and asked the Commission Members, if, after their review, there were any questions.

At the conclusion of the review, Vice Chair Janvey so moved and Chairman Komjathy seconded the adoption of the following Resolution:

“RESOLVED: by the Delaware River Joint Toll Bridge Commission at its Regular Meeting assembled this 31st Day of March 2025 that the 2025 Operating Budget be amended and the salaries for positions; be increased as indicated: Regional Maintenance Supervisor (\$96,321.58), Deputy Regional Maintenance Supervisor (\$85,014.38), Skilled Maintenance Worker (\$70,403.44) Budget to be increased by \$147,225 to cover the pay increases resulting from the amended salaries, overtime and related benefits.”

Executive Director Resta reported that there were four affirmative votes from New Jersey, and four affirmative votes from Pennsylvania.

Executive Director Resta then invited any further questions on the Resolution. No further questions were presented, and the Resolution was unanimously adopted.

DELAWARE RIVER JOINT TOLL BRIDGE COMMISSION
Meeting of March 31, 2025

**CONSTRUCTION INSPECTION TASK ORDER AGREEMENT, CONTRACT C-804A,
AWARD OF CONTRACT**

R:5128-03-25-ENG-01-03-25

Executive Director Resta addressed the Meeting and asked the Commission Members, if, after their review, there were any questions.

At the conclusion of the review, Commissioner Ciesla moved and Commissioner Grace seconded the adoption of the following Resolution:

“RESOLVED: by the Delaware River Joint Toll Bridge Commission at its Regular Meeting assembled this 31st Day of March 2025, that the Commission award Contract No. C-804A, Construction Inspection Task Order Agreement, to STV, Inc. of Lawrenceville, NJ, for a twenty-four (24) month period for an amount not-to-exceed \$500,000;

“RESOLVED: Identify the General Reserve Fund as the source of funds required for payment of any invoices.

“RESOLVED: The Executive Director is hereby authorized to approve and execute all necessary contracts on behalf of the DRJTBC.”

Executive Director Resta reported that there were four affirmative votes from New Jersey, and four affirmative votes from Pennsylvania.

Executive Director Resta then invited any further questions on the Resolution. No further questions were presented, and the Resolution was unanimously adopted.

**NEW HOPE-LAMBERTVILLE TOLL BRIDGE ALL ELECTRONIC TOLLING (AET)
CONVERSION & PA ABUTMENT BACKWALL REPLACEMENT CM/CI SERVICES,
CONTRACT CM-754A, AUTHORIZATION TO NEGOTIATE**

R:5129-03-25-ENG-02-03-25

Executive Director Resta addressed the Meeting and asked the Commission Members, if, after their review, there were any questions.

At the conclusion of the review, Commissioner Grace moved and Commissioner Orcutt seconded the adoption of the following Resolution:

“RESOLVED: by the Delaware River Joint Toll Bridge Commission at its Regular Meeting assembled this 31st Day of March 2025, that the Commission authorize the Executive Director to negotiate scope and fee with the Consultant(s) whose proposal has been deemed qualified through the RFP procurement process and determined to be fair, reasonable and in the best interest of the Commission.

DELAWARE RIVER JOINT TOLL BRIDGE COMMISSION
Meeting of March 31, 2025

“RESOLVED: Identify the General Reserve Fund as the source of funds required for payment of any invoices.

“RESOLVED: The Executive Director is hereby authorized to approve and execute all necessary contracts on behalf of the DRJTBC.

Executive Director Resta reported that there were four affirmative votes from New Jersey, and four affirmative votes from Pennsylvania.

Executive Director Resta then invited any further questions on the Resolution. No further questions were presented, and the Resolution was unanimously adopted.

Executive Director Resta addressed the meeting and said:

We are getting into our personnel resolutions. We do have a few of those this morning.

**APPOINTMENT OF HUNTER STORMS TO MAINTENANCE WORKER III,
NORTHERN REGION**

R: 5130-03-25-PER-01-03-25

Executive Director Resta addressed the Meeting and asked the Commission Members, if, after their review, there were any questions.

At the conclusion of the review, Commissioner Christy gladly moved and Commissioner Orcutt seconded the adoption of the following Resolution:

“RESOLVED: by the Delaware River Joint Toll Bridge Commission at its Regular Meeting assembled this 31st Day of March 2025, that Hunter Storms be appointed to the position of Maintenance Worker III, Northern Region, in the Maintenance & Fleet Operations Division. Compensation shall be set at \$45,812, which is the starting salary for the Maintenance Worker III position in accordance with the Salary Table effective January 1, 2025. The appointment to be made pending satisfactory completion of the required personnel processing.”

Executive Director Resta reported that there were four affirmative votes from New Jersey, and four affirmative votes from Pennsylvania.

Executive Director Resta then invited any further questions on the Resolution. No further questions were presented, and the Resolution was unanimously adopted.

**APPOINTMENT OF JOSEPH MANNEY TO TOLL-SUPPORTED BRIDGE MONITOR
II, SOUTHERN REGION**

R: 5131-03-25-PER-02-03-25

Executive Director Resta addressed the Meeting and asked the Commission Members, if, after

DELAWARE RIVER JOINT TOLL BRIDGE COMMISSION
Meeting of March 31, 2025

their review, there were any questions.

At the conclusion of the review, Commissioner Grace moved and Commissioner Ciesla seconded the adoption of the following Resolution:

“RESOLVED: by the Delaware River Joint Toll Bridge Commission at its Regular Meeting assembled this 31st Day of March 2025, that Joseph Manney be appointed to the position of Toll-Supported Bridge Monitor II, Southern Region, in the Public Safety and Bridge Security Division. Compensation shall be set at \$48,000 per annum, which is the starting salary for the Toll-Supported Bridge Monitor II position in accordance with the Salary Table effective January 1, 2025. The appointment to be made pending satisfactory completion of the required personnel processing.”

Executive Director Resta reported that there were four affirmative votes from New Jersey, and four affirmative votes from Pennsylvania.

Executive Director Resta then invited any further questions on the Resolution. No further questions were presented, and the Resolution was unanimously adopted.

**APPOINTMENT OF BAYSHAWN FLEMING TO TOLL-SUPPORTED
BRIDGE MONITOR II, SOUTHERN REGION**

R: 5132-03-25-PER-03-03-25

Executive Director Resta addressed the Meeting and asked the Commission Members, if, after their review, there were any questions.

At the conclusion of the review, Vice Chair Janvey moved and Commissioner Lavery seconded the adoption of the following Resolution:

“RESOLVED: by the Delaware River Joint Toll Bridge Commission at its Regular Meeting assembled this 31st day of March 2025, that Bayshawn Fleming be appointed to the position of Toll-Supported Bridge Monitor II, Southern Region, in the Public Safety and Bridge Security Division. Compensation shall be set at \$48,000 per annum, which is the starting salary for the Toll-Supported Bridge Monitor II position in accordance with the Salary Table effective January 1, 2025. The appointment to be made pending satisfactory completion of the required personnel processing.”

Executive Director Resta reported that there were four affirmative votes from New Jersey, and four affirmative votes from Pennsylvania.

Executive Director Resta then invited any further questions on the Resolution. No further questions were presented, and the Resolution was unanimously adopted.

DELAWARE RIVER JOINT TOLL BRIDGE COMMISSION
Meeting of March 31, 2025

APPOINTMENT OF DONALD KWASNICKI TO TOLL-SUPPORTED BRIDGE MONITOR II, SOUTHERN REGION

R: 5133-03-25-PER-04-03-25

Executive Director Resta addressed the Meeting and asked the Commission Members, if, after their review, there were any questions.

At the conclusion of the review, Commissioner Grace moved and Chairman Komjathy seconded the adoption of the following Resolution:

“RESOLVED: by the Delaware River Joint Toll Bridge Commission at its Regular Meeting assembled this 31st Day of March 2025, that Donald Kwasnicki be appointed to the position of Toll-Supported Bridge Monitor II, Southern Region, in the Public Safety and Bridge Security Division. Compensation shall be set at \$48,000 per annum, which is the starting salary for the Toll-Supported Bridge Monitor II position in accordance with the Salary Table effective January 1, 2025. The appointment to be made pending satisfactory completion of the required personnel processing.”

Executive Director Resta reported that there were four affirmative votes from New Jersey, and four affirmative votes from Pennsylvania.

Executive Director Resta then invited any further questions on the Resolution. No further questions were presented, and the Resolution was unanimously adopted.

APPOINTMENT OF OWEN RILEY TO TOLL-SUPPORTED BRIDGE MONITOR II, SOUTHERN REGION

R: 5134-03-25-PER-05-03-25

Executive Director Resta addressed the Meeting and asked the Commission Members, if, after their review, there were any questions.

At the conclusion of the review, Commissioner Orcutt moved and Commissioner Young seconded the adoption of the following Resolution:

“RESOLVED: by the Delaware River Joint Toll Bridge Commission at its Regular Meeting assembled this 31st Day of March 2025, that Owen Riley be appointed to the position of Toll-Supported Bridge Monitor II, Southern Region, in the Public Safety and Bridge Security Division. Compensation shall be set at \$48,000 per annum, which is the starting salary for the Toll-Supported Bridge Monitor II position in accordance with the Salary Table effective January 1, 2025. The appointment to be made pending satisfactory completion of the required personnel processing.”

Executive Director Resta reported that there were four affirmative votes from New Jersey, and four affirmative votes from Pennsylvania.

Executive Director Resta then invited any further questions on the Resolution. No further questions were presented, and the Resolution was unanimously adopted.

DELAWARE RIVER JOINT TOLL BRIDGE COMMISSION
Meeting of March 31, 2025

APPOINTMENT OF SCOTT IMBODEN TO CONTROL CENTER MONITOR II

R: 5135-03-25-PER-06-03-25

Executive Director Resta addressed the Meeting and asked the Commission Members, if, after their review, there were any questions.

At the conclusion of the review, Commissioner Grace moved and Commissioner Ciesla seconded the adoption of the following Resolution:

“RESOLVED: by the Delaware River Joint Toll Bridge Commission at its Regular Meeting assembled this 31st Day of March 2025, that Scott Imboden be appointed to the position of Control Center Monitor II in the Public Safety and Bridge Security Division. Compensation shall be set at \$51,283, which is the starting salary for the Control Center Monitor II position in accordance with the Salary Table effective January 1, 2025. The appointment to be made pending satisfactory completion of the required personnel processing.”

Executive Director Resta reported that there were four affirmative votes from New Jersey, and four affirmative votes from Pennsylvania.

Executive Director Resta then invited any further questions on the Resolution. No further questions were presented, and the Resolution was unanimously adopted.

APPOINTMENT OF PAUL NEIBER TO CONTROL CENTER MONITOR II

R: 5136-03-25-PER-07-03-25

Executive Director Resta addressed the Meeting and asked the Commission Members, if, after their review, there were any questions.

At the conclusion of the review, Commissioner Lavery moved and Commissioner Christy gladly seconded the adoption of the following Resolution:

“RESOLVED: by the Delaware River Joint Toll Bridge Commission at its Regular Meeting assembled this 31st Day of March 2025, that Paul Neiber be appointed to the position of Control Center Monitor II in the Public Safety and Bridge Security Division. Compensation shall be set at \$51,283, which is the starting salary for the Control Center Monitor II position in accordance with the Salary Table effective January 1, 2025. The appointment to be made pending satisfactory completion of the required personnel processing.”

Executive Director Resta reported that there were four affirmative votes from New Jersey, and four affirmative votes from Pennsylvania.

Executive Director Resta then invited any further questions on the Resolution. No further questions were presented, and the Resolution was unanimously adopted.

DELAWARE RIVER JOINT TOLL BRIDGE COMMISSION
Meeting of March 31, 2025

APPOINTMENT OF ALVIN WHITE TO CONTROL CENTER MONITOR II

R: 5137-03-25-PER-08-03-25

Executive Director Resta addressed the Meeting and asked the Commission Members, if, after their review, there were any questions.

At the conclusion of the review, Chairman Komjathy moved and Commissioner Grace seconded the adoption of the following Resolution:

“RESOLVED: by the Delaware River Joint Toll Bridge Commission at its Regular Meeting assembled this 31st Day of March 2025, that Alvin White be appointed to the position of Control Center Monitor II in the Public Safety and Bridge Security Division. Compensation shall be set at \$51,283, which is the starting salary for the Control Center Monitor II position in accordance with the Salary Table effective January 1, 2025. The appointment to be made pending satisfactory completion of the required personnel processing.”

Executive Director Resta reported that there were four affirmative votes from New Jersey, and four affirmative votes from Pennsylvania.

Executive Director Resta then invited any further questions on the Resolution. No further questions were presented, and the Resolution was unanimously adopted.

PROMOTION OF PUBLIC SAFETY & BRIDGE SECURITY EMPLOYEES (2) INDIVIDUALS

R: 5138-03-25-PER-09-03-25

Executive Director Resta addressed the Meeting and asked the Commission Members, if, after their review, there were any questions.

At the conclusion of the review, Commissioner Ciesla moved and Vice Chair Janvey seconded the adoption of the following Resolution:

“RESOLVED: by the Delaware River Joint Toll Bridge Commission at its Regular Meeting assembled this 31st Day of March 2025, that the Commission authorizes the Executive Director to affect the promotion of the following employees, at the stated salaries at the beginning of the pay period immediately following their position anniversary dates, in accordance with established policy: Meagan Price CR Toll-Supported Bridge Monitor I \$58,297; Michael Cook SR Toll-Supported Bridge Monitor I \$58,297.”

Executive Director Resta reported that there were four affirmative votes from New Jersey, and four affirmative votes from Pennsylvania.

Executive Director Resta then invited any further questions on the Resolution. No further questions were presented, and the Resolution was unanimously adopted.

DELAWARE RIVER JOINT TOLL BRIDGE COMMISSION
Meeting of March 31, 2025

PROMOTION OF MAINTENANCE EMPLOYEE (1) INDIVIDUAL

R: 5139-03-25-PER-10-03-25

Executive Director Resta addressed the Meeting and asked the Commission Members, if, after their review, there were any questions.

At the conclusion of the review, Vice Chair Janvey moved and Commissioner Orcutt seconded the adoption of the following Resolution:

“RESOLVED: by the Delaware River Joint Toll Bridge Commission at its Regular Meeting assembled this 31st Day of March 2025, that the Commission authorizes the Executive Director to affect the promotion of the following employee, at the stated salary at the start of the first pay period after the approval of this Resolution to the classifications indicated: Mark Simonetta Jr. EP Maintenance Worker I \$60,385.”

Executive Director Resta reported that there were four affirmative votes from New Jersey, and four affirmative votes from Pennsylvania.

Executive Director Resta then invited any further questions on the Resolution. No further questions were presented, and the Resolution was unanimously adopted.

**PROMOTION OF CHRISTOPHER VILLANO TOLL BRIDGE CORPORAL,
NORTHERN REGION**

R: 5140-03-25-PER-11-03-25

Executive Director Resta addressed the Meeting and asked the Commission Members, if, after their review, there were any questions.

At the conclusion of the review, Commissioner Christy moved and Commissioner Orcutt seconded the adoption of the following Resolution:

“RESOLVED: by the Delaware River Joint Toll Bridge Commission at its Regular Meeting assembled this 31st Day of March 2025, that Christopher Villano be promoted to the position of Toll Bridge Corporal, Northern Region, in the Public Safety and Bridge Security Division. Compensation shall be set at \$70,403, which is the starting salary for the Toll Bridge Corporal position in accordance with the Salary Table effective January 1, 2025. The appointment to be made pending satisfactory completion of the required personnel processing.”

Executive Director Resta reported that there were four affirmative votes from New Jersey, and four affirmative votes from Pennsylvania.

Executive Director Resta then invited any further questions on the Resolution. No further questions were presented, and the Resolution was unanimously adopted.

DELAWARE RIVER JOINT TOLL BRIDGE COMMISSION
Meeting of March 31, 2025

**PROMOTION OF DOUGLAS HIGGINS TOLL-SUPPORTED BRIDGE CORPORAL,
CENTRAL REGION**

R: 5141-03-25-PER-12-03-25

Executive Director Resta addressed the Meeting and asked the Commission Members, if, after their review, there were any questions.

At the conclusion of the review, Commissioner Ciesla moved and Commissioner Young seconded the adoption of the following Resolution:

“RESOLVED: by the Delaware River Joint Toll Bridge Commission at its Regular Meeting assembled this 31st Day of March 2025, that Douglas Higgins be promoted to the position of Toll-Supported Bridge Corporal, Central Region, in the Public Safety and Bridge Security Division. Compensation shall be set at \$70,403, which is the starting salary for the Toll-Supported Bridge Corporal position in accordance with the Salary Table effective January 1, 2025. The appointment to be made pending satisfactory completion of the required personnel processing.”

Executive Director Resta reported that there were four affirmative votes from New Jersey, and four affirmative votes from Pennsylvania.

Executive Director Resta then invited any further questions on the Resolution. No further questions were presented, and the Resolution was unanimously adopted.

**PROMOTION OF GLENN SALT TOLL-SUPPORTED BRIDGE CORPORAL,
SOUTHERN REGION**

R: 5142-03-25-PER-13-03-25

Executive Director Resta addressed the Meeting and asked the Commission Members, if, after their review, there were any questions.

At the conclusion of the review, Vice Chair Janvey moved and Commissioner Ciesla seconded the adoption of the following Resolution:

“RESOLVED: By the Delaware River Joint Toll Bridge Commission at its Regular Meeting assembled this 31st Day of March 2025, that Glenn Salt be promoted to the position of Toll-Supported Bridge Corporal, Southern Region, in the Public Safety and Bridge Security Division. Compensation shall be set at \$70,403, which is the starting salary for the Toll-Supported Bridge Corporal position in accordance with the Salary Table effective January 1, 2025. The appointment to be made pending satisfactory completion of the required personnel processing.”

Executive Director Resta reported that there were four affirmative votes from New Jersey, and four affirmative votes from Pennsylvania.

Executive Director Resta then invited any further questions on the Resolution. No further questions were presented, and the Resolution was unanimously adopted.

DELAWARE RIVER JOINT TOLL BRIDGE COMMISSION
Meeting of March 31, 2025

PROMOTION OF RAYMOND SCHIAVO TOLL BRIDGE CORPORAL, NORTHERN REGION

R: 5143-03-25-PER-14-03-25

Executive Director Resta addressed the Meeting and asked the Commission Members, if, after their review, there were any questions.

At the conclusion of the review, Commissioner Orcutt moved and Commissioner Christy seconded the adoption of the following Resolution:

“RESOLVED: by the Delaware River Joint Toll Bridge Commission at its Regular Meeting assembled this 31st Day of March 2025, that Raymond Schiavo be promoted to the position of Toll Bridge Corporal, Northern Region, in the Public Safety and Bridge Security Division. Compensation shall be set at \$70,403, which is the starting salary for the Toll Bridge Corporal position in accordance with the Salary Table effective January 1, 2025. The appointment to be made pending satisfactory completion of the required personnel processing.”

Executive Director Resta reported that there were four affirmative votes from New Jersey, and four affirmative votes from Pennsylvania.

Executive Director Resta then invited any further questions on the Resolution. No further questions were presented, and the Resolution was unanimously adopted.

PROMOTION OF GARY LORENZO TOLL BRIDGE SERGEANT, SOUTHERN REGION

R: 5144-03-25-PER-15-03-25

Executive Director Resta addressed the Meeting and asked the Commission Members, if, after their review, there were any questions.

At the conclusion of the review, Vice Chair Janvey gladly moved and Chairman Komjathy seconded the adoption of the following Resolution:

“RESOLVED: by the Delaware River Joint Toll Bridge Commission at its Regular Meeting assembled this 31st Day of March 2025, that Gary Lorenzo be promoted to the position of Toll Bridge Sergeant, Southern Region, in the Public Safety and Bridge Security Division. Compensation shall be set at \$85,014, which is the starting salary for the Toll Bridge Corporal position in accordance with the Salary Table effective January 1, 2025. The appointment to be made pending satisfactory completion of the required personnel processing.”

Executive Director Resta reported that there were four affirmative votes from New Jersey, and four affirmative votes from Pennsylvania.

Executive Director Resta then invited any further questions on the Resolution. No further questions were presented, and the Resolution was unanimously adopted.

DELAWARE RIVER JOINT TOLL BRIDGE COMMISSION
Meeting of March 31, 2025

APPROVAL OF RETIREMENT BENEFITS, JAMES GOWER, REGIONAL MAINTENANCE SUPERVISOR

R: 5145-03-25-PER-16-03-25

Executive Director Resta addressed the Meeting and asked the Commission Members, if, after their review, there were any questions.

At the conclusion of the review, Commissioner Christy with a heavy heart moved and Commissioner Orcutt seconded the adoption of the following Resolution:

Vice Chair Janvey addressed the meeting and said:

I agree.

Chairman Komjathy addressed the meeting and said:

We all do.

“RESOLVED: by the Delaware River Joint Toll Bridge Commission at its Regular Meeting assembled this 31st Day of March 2025, that subject to applicable practices and procedures, the Commission approves the provision of retirement benefits to James Gower who is to retire on July 6, 2025.”

Executive Director Resta reported that there were four affirmative votes from New Jersey, and four affirmative votes from Pennsylvania.

Executive Director Resta then invited any further questions on the Resolution. No further questions were presented, and the Resolution was unanimously adopted.

APPROVAL OF RETIREMENT BENEFITS, ANN LEAR, TOLL BRIDGE SERGEANT

R: 5146-03-25-PER-17-03-25

Executive Director Resta addressed the Meeting and asked the Commission Members, if, after their review, there were any questions.

At the conclusion of the review, Commissioner Ciesla moved and Commissioner Grace seconded the adoption of the following Resolution:

“RESOLVED: by the Delaware River Joint Toll Bridge Commission at its Regular Meeting assembled this 31st Day of March 2025, that, subject to applicable practices and procedures, the Commission approves the provision of retirement benefits to Ann Lear who is to retire on June 27, 2025.”

Executive Director Resta reported that there were four affirmative votes from New Jersey, and four affirmative votes from Pennsylvania.

DELAWARE RIVER JOINT TOLL BRIDGE COMMISSION
Meeting of March 31, 2025

Executive Director Resta then invited any further questions on the Resolution. No further questions were presented, and the Resolution was unanimously adopted.

Chairman Komjathy addressed the meeting and said:

Okay. That finishes up the personnel.

Executive Director Resta addressed the meeting and said:

Personnel is complete. And as is common with past practice, we will recite all of the ratifications of legal invoices for the Commission, and we will do one voice vote.

**APPROVAL FOR PAYMENT OF INVOICES, CHIESA, SHAHINIAN & GIAN TOMASI,
NJ LABOR COUNSEL**

R: 5147-03-25-ACCT-01-03-25

Executive Director Resta addressed the Meeting and asked the Commission Members, if, after their review, there were any questions.

At the conclusion of the review, Chairman Komjathy moved and Vice Chair Janvey seconded the adoption of the following Resolution:

“RESOLVED: By the Delaware River Joint Toll Bridge Commission at its Regular Meeting assembled this 31st Day of March 2025, authorizes payment of invoice #632344 in the total amount due of \$ 977.96 for professional services rendered by Chiesa, Shahinian & Giantomasi, New Jersey Labor Counsel.

“RESOLVED: Identifying the Operating Fund as the source of funds required for any and all disbursements.”

Executive Director Resta reported that there were four affirmative votes from New Jersey, and four affirmative votes from Pennsylvania.

Executive Director Resta then invited any further questions on the Resolution. No further questions were presented, and the Resolution was unanimously adopted.

APPROVE PAYMENT OF INVOICES, ARCHER LAW, PA GENERAL COUNSEL

R: 5148-03-25-ACCT-02-03-25

Executive Director Resta addressed the Meeting and asked the Commission Members, if, after their review, there were any questions.

At the conclusion of the review, Chairman Komjathy moved and Vice Chair Janvey seconded the adoption of the following Resolution:

DELAWARE RIVER JOINT TOLL BRIDGE COMMISSION
Meeting of March 31, 2025

“RESOLVED: By the Delaware River Joint Toll Bridge Commission at its Regular Meeting assembled this 31st Day of March 2025, authorizes payment of invoices #4349362, #4349363, #4349364, #4349365, #4349366, #4349367, #4349368, and #4349369 in the total amount of \$17,900.00 for Professional Services Rendered; and

“RESOLVED: Identifying the Operating Fund as the source of funds required for any and all disbursements.”

Executive Director Resta reported that there were four affirmative votes from New Jersey, and four affirmative votes from Pennsylvania.

Executive Director Resta then invited any further questions on the Resolution. No further questions were presented, and the Resolution was unanimously adopted.

APPROVE PAYMENT OF INVOICES, STRADLEY RONON, PA LABOR COUNSEL

R: 5149-03-25-ACCT-03-03-25

Executive Director Resta addressed the Meeting and asked the Commission Members, if, after their review, there were any questions.

At the conclusion of the review, Chairman Komjathy moved and Vice Chair Janvey seconded the adoption of the following Resolution:

“RESOLVED: By the Delaware River Joint Toll Bridge Commission at its Regular Meeting assembled this 31st Day of March 2025, authorizes payment of invoice #25022342 in the total amount of \$9,850.00; and

“RESOLVED: Identifying the Operating Fund as the source of funds required for any and all disbursements.”

Executive Director Resta reported that there were four affirmative votes from New Jersey, and four affirmative votes from Pennsylvania.

Executive Director Resta then invited any further questions on the Resolution. No further questions were presented, and the Resolution was unanimously adopted.

APPROVE PAYMENT OF INVOICES, FLORIO, PERRUCCI, STEINHARDT AND CAPPELLI, NJ GENERAL COUNSEL

R: 5150-03-25-ACCT-04-03-25

Executive Director Resta addressed the Meeting and asked the Commission Members, if, after their review, there were any questions.

At the conclusion of the review, Chairman Komjathy moved and Vice Chair Janvey seconded the adoption of the following Resolution

DELAWARE RIVER JOINT TOLL BRIDGE COMMISSION
Meeting of March 31, 2025

“RESOLVED: By the Delaware River Joint Toll Bridge Commission at its Regular Meeting assembled this 31st Day of March 2025, authorizes payment of invoices #641723, # 641789 in the total amount due of \$ 925.00; and

“RESOLVED: Identifying the Operating Fund as the source of funds required for any and all disbursements.”

Executive Director Resta reported that there were four affirmative votes from New Jersey, and four affirmative votes from Pennsylvania.

Executive Director Resta then invited any further questions on the Resolution. No further questions were presented, and the Resolution was unanimously adopted.

INVITE ANY COMMENTS FROM THE PUBLIC

Executive Director Resta addressed the meeting and said:

Next item on the agenda, we have reached the point in our meeting today to invite any further comments from the public. We will start with our folks in person, and we do have another visitor from Washington Crossing today, Bill Kuas. First comments, Armgard Kucas.

Armgard Kucas of Washington Crossing PA., addressed the meeting and said:

I'm here interested in the procedure with the bridge renovation in Washington Crossing. And I just would like to know if there will be an update today.

Executive Director Resta addressed the meeting and said:

No, there will not. There was some misinformation in the Trentonian. We did contact them, and they did print a correction of that, but it's based on the folks who read the correction.

Armgard Kucas of Washington Crossing PA., addressed the meeting and said:

Is there a possibility to get the next meeting when an update would be?

Executive Director Resta addressed the meeting and said:

It's not the next meeting. It could be some time. This is over a 30-month process.

Armgard Kucas of Washington Crossing PA., addressed the meeting and said:

Okay. Good. Thank you very much.

Executive Director Resta addressed the meeting and said:

Ms. Judi Clayton, Washington Crossing.

DELAWARE RIVER JOINT TOLL BRIDGE COMMISSION
Meeting of March 31, 2025

Judi Clayton of Washington Crossing PA., addressed the meeting and said:

I have no questions. They've been answered.

Executive Director Resta addressed the meeting and said:

Thank you. Mike McAtee, Washington Crossing.

Mike McAtee of Washington Crossing PA., addressed the meeting and said:

Also interested in the project and supportive of the project and looking for updates in due time.

Executive Director Resta addressed the meeting and said:

Thank you, sir. Bill Kuas, Washington Crossing.

Bill Kuas of Washington Crossing PA., addressed the meeting and said:

Yes. I was just wondering, everything is clear of what is proposed here and everything, but there seems to be -- I have certain off-beat suggestions that you might want to consider. Again, everything is here. We know what toll bridges are here and toll bridges there and approaches there. But has anybody ever considered using the bridge more or less as it stands in repair condition so it can be used for just a public -- a foot bridge, pedestrian bridge and possibly a bicycle path link that would connect the New Jersey canal paths to Pennsylvania things and encouraging more of a tourist locale? I mean, right now we are talking about commerce and people who are like whooshing through the township and down the main area of the Washington Crossing historic district. It's probably good for the businesses over there, the inn and people who are trying to get from New Hope or from Princeton to Newtown and are whooshing right through, but maybe just consider the historic quality of the town that exists right now presently. Already we have quite a busy highway and county road that goes through the town. I can't image improving the flow of traffic going through there or increasing the flow of traffic going through there. So, it's a rather offbeat scenario, but I don't see anybody ever bringing that up. I think that could be considered. I mean, needing more passage between the two states is just kind of ridiculous. I would say go more for the touristy thing than a commerce thing.

Executive Director Resta addressed the meeting and said:

Okay. Thank you, sir. Thank you for your comment. I have some phone numbers. They may be guests. I'm just going to recite the phone numbers. (215) 280-1035. (215) 715-7843 do you wish to make comment? (484) 903-3522, leaving. (570) 623-8182, do you wish to make comment?

Executive Administrative Generalist McConnell addressed the meeting and said:

Commissioner Christy has his hand up.

DELAWARE RIVER JOINT TOLL BRIDGE COMMISSION
Meeting of March 31, 2025

Executive Director Resta addressed the meeting and said:

Commissioner Christy?

Commissioner Christy addressed the meeting and said:

Yes. I just received a text from Mr. Gower. He wanted to say thank you to all the Commission members for their work that they have done, and I personally have to thank Mr. Gower for taking me under his wing and making me a better Commissioner. Thank you

Executive Director Resta addressed the meeting and said:

He's done that to a bunch of us, we will have something to say about Mr. Gower in the near future.

Chairman Komjathy addressed the meeting and said:

He will be missed.

Vice Chair Janvey addressed the meeting and said:

Yes, he will.

Executive Director Resta addressed the meeting and said:

(908) 763-3495? Braun Taylor?

Braun Taylor of Upper Makefield Township addressed the meeting and said:

Hi there. I just want to inquire; I think this has already been partially covered. But do we have an estimate for the first portion of the public participation process for the Washington Crossing Bridge to begin? Just a rough timeline.

Executive Director Resta addressed the meeting and said:

Not at this time. We still have yet to meet with a lead agency, so once those meetings are complete, it's when the scoping meeting would happen with the public, but we don't have a firm time frame for that.

Braun Taylor of Upper Makefield Township addressed the meeting and said:

Is there a loose timeline?

Executive Director Resta addressed the meeting and said:

Within months.

DELAWARE RIVER JOINT TOLL BRIDGE COMMISSION
Meeting of March 31, 2025

Braun Taylor of Upper Makefield Township addressed the meeting and said:

So perhaps over the summer maybe?

Executive Director Resta addressed the meeting and said:

Yeah. Maybe.

Braun Taylor of Upper Makefield Township addressed the meeting and said:

I appreciate that. Thank you.

Executive Director Resta addressed the meeting and said:

Sure thing. Sal 1482? Do you wish to make comment? Sarah Major? Jason Shaulis?

Jason Shaulis addressed the meeting and said:

No Comment. Thank you.

Executive Director Resta addressed the meeting and said:

Thank you.

Executive Administrative Generalist McConnell addressed the meeting and said:

Sarah Major has her hand up.

Executive Director Resta addressed the meeting and said:

Sarah Major, do you wish to make comment? You have to unmute yourself.

Sarah Major addressed the meeting and said:

Good morning. I live in the Village of Titusville, and I wanted to second the idea of creating a pedestrian and bike span from the current Washington Crossing Bridge to connect the two parks because we are seeing an awful lot of trucks that are trying to get over the Washington Crossing Bridge to avoid the toll at Scudders Falls coming through our town and doing some property damage as they try to make the corners. And it also seems to me it would just make perfect sense to try and connect these two parks and minimize the traffic that flows between the two states in that area. So, thank you very much.

Executive Director Resta addressed the meeting and said:

Thank you for your comment. That looks like the end of our comments.

DELAWARE RIVER JOINT TOLL BRIDGE COMMISSION
Meeting of March 31, 2025

Commissioner Ciesla addressed the meeting and said:

I have a comment. I just wanted to welcome Walter to the board and also with spring coming, do you know when we are going to do the tree plantings for Commissioner VanVliet and Commissioner Decker?

Executive Director Resta addressed the meeting and said:

We will essentially have to pick a month. We do have a couple of events that we have to get through and then we can do that.

Commissioner Ciesla addressed the meeting and said:

Great. Thank you.

Executive Director Resta addressed the meeting and said:

Thank you.

Chairman Komjathy addressed the meeting and said:

Welcome aboard, Walter. You and I have known each other for a long time. You are a valuable addition with his experience in the local and state government, county government. So welcome aboard. And in his infinite wisdom, the governor decided to re-nominate me for another three-year term and the senate in its infinite wisdom confirmed me again for another term, so I look forward to working with all of you collaboratively for the next three years.

Commissioner Ciesla addressed the meeting and said:

Congratulations.

Chairman Komjathy addressed the meeting and said:

Thank you.

Commissioner Grace addressed the meeting and said:

Congratulations.

Executive Director Resta addressed the meeting and said:

Thank you.

DELAWARE RIVER JOINT TOLL BRIDGE COMMISSION
Meeting of March 31, 2025

SCHEDULING OF THE APRIL 28, 2025, MEETING

Executive Director Resta addressed the Meeting and stated that the Commission's next meeting is scheduled to be held Monday, April 28, 2025.


This meeting will be called to Order at 10:30 a.m. at the Scudder Falls Administration Building, 1199 Woodside Road, Yardley, PA 19067.

Executive Director Resta assured the Commission Members that an "Official Notice of Meeting" would be forwarded to each and every Member of the Commission.

ADJOURNMENT

Chairman Komjathy then moved that the Meeting be adjourned, and Commissioner Grace seconded. The voice vote was unanimously affirmative, and the Meeting was adjourned at 11:04 a.m., Monday, March 31, 2025.

Prepared and submitted by:


HEATHER L. MCCONNELL
Executive Administrative Generalist/
Commissioner Liaison

Attested by:


ARNOLD J. CONOLINE
Assistant Secretary/Treasurer

Approved by:


JOSEPH J. RESTA
Executive Director

DELAWARE RIVER JOINT TOLL BRIDGE COMMISSION

Meeting of March 31, 2025

FINANCE

The following Pages reflect the reports on those items assigned to the Finance Department. Each item is reported separately and page numbered accordingly.

DELAWARE RIVER JOINT TOLL BRIDGE COMMISSION

Meeting of March 31, 2025

SUBJECT	DESCRIPTION	PAGE NUMBER
Accounting	Status of Cash Balances at February 28, 2025	1
Accounting	Status of Bond Retirement at February 28, 2025	2
Accounting	Status of Investments at February 28, 2025	3–7
Accounting	Status of Toll Traffic and Revenue & Toll Supported Traffic Month of February 2025 Compared with Month of February 2024	8-23
Accounting	Statistical Summary of Expenditures on Toll Bridges and Toll Supported Bridges Accounts for the Period February 1, 2025, through February 28, 2025	24-32
Accounting	Statement of Revenue and Expenses: Two Month Period ending February 28, 2025	33

DELAWARE RIVER JOINT TOLL BRIDGE COMMISSION

Meeting of March 31, 2025

**There follows Cash Balances of the Commission at February 28, 2025 for the
information and review of the Members:**

COMMISSION CASH DEPOSITS

Wells Fargo Bank, N. A.

Revenue Fund	3,760,800
--------------	-----------

Payroll Fund	85,376
--------------	--------

Insurance Clearing Account	750,000
----------------------------	---------

TOTAL	\$ 4,596,176
--------------	---------------------

CASH DEPOSIT GUARANTEES

Wells Fargo Bank

PA ACT 72

FULL BALANCE

DELAWARE RIVER JOINT TOLL BRIDGE COMMISSION

Meeting of March 31, 2025

STATUS OF BRIDGE REVENUE BONDS AT February 28, 2025

Maturity	SERIES 2015				SERIES 2017				SERIES 2019A				SERIES 2019B				Total	
	Yield	Principal Amount	Maturities & Calls		Yield	Principal Amount	Maturities & Calls		Yield	Principal Amount	Maturities & Calls		Yield	Principal Amount	Maturities & Calls	Average Yield	Remaining Outstanding	
7/1/2019	0	2,410,000	2,410,000															
7/1/2020	1.62%	2,540,000	2,540,000		1.00%	945,000	945,000		1.17%	505,000	505,000		1.17%	6,015,000	6,015,000		-	
7/1/2021	1.86%	2,540,000	2,540,000		1.00%	875,000	875,000		1.20%	435,000	435,000		1.20%	5,945,000	5,945,000		-	
7/1/2022	2.10%	2,695,000	2,695,000		1.81%	1,740,000	1,740,000		1.23%	455,000	455,000		1.23%	6,255,000	6,255,000		-	
7/1/2022									0.00%								-	
7/1/2023	2.34%	2,795,000	2,795,000		2.03%	1,865,000	1,865,000		1.25%	480,000	480,000		1.25%	6,565,000	6,565,000		-	
7/1/2024	2.43%	2,935,000	2,935,000		2.31%	1,970,000	1,970,000		1.31%	8,015,000	8,015,000		1.31%	6,830,000	6,830,000		-	
7/1/2025	2.55%	3,015,000			2.52%	1,070,000			1.40%	8,170,000			1.40%	7,195,000		1.64%	19,450,000	
7/1/2026	2.73%	3,180,000							1.49%	8,585,000			1.49%	7,515,000		1.69%	19,280,000	
7/1/2026																	-	
7/1/2027	3.10%	4,540,000			2.80%	20,000			1.59%	5,800,000			1.59%	7,880,000		1.97%	18,240,000	
7/1/2027																	-	
7/1/2028	3.28%	3,380,000			2.95%	35,000			1.69%	9,410,000			1.69%	8,300,000		1.95%	21,125,000	
7/1/2029	3.04%	3,480,000	3,480,000		3.08%	8,380,000			1.77%	3,725,000			1.77%	8,670,000		2.30%	20,775,000	
7/1/2030	3.10%	3,670,000	3,670,000		3.19%	8,845,000			1.85%	3,930,000			1.85%	9,045,000		2.39%	21,820,000	
7/1/2031	3.14%	3,785,000	3,785,000		3.27%	10,765,000			1.91%	4,055,000			1.91%	9,520,000		2.51%	24,340,000	
7/1/2032	3.55%	545,000			3.35%	14,735,000			1.97%	725,000			1.97%	9,995,000		2.79%	26,000,000	
7/1/2033	3.56%	10,595,000			3.41%	15,715,000			2.09%	760,000			2.09%			3.43%	27,070,000	
7/1/2034	3.60%	11,020,000			3.47%	16,500,000			2.16%	800,000			2.16%			3.48%	28,320,000	
7/1/2035	3.64%	11,460,000			3.52%	17,325,000			2.21%	835,000			2.21%			3.53%	29,620,000	
7/1/2036	3.73%	11,920,000			3.56%	18,190,000			2.25%	880,000			2.25%			3.59%	30,990,000	
7/1/2037		N/A			3.59%	22,015,000			2.29%	925,000			2.29%			3.54%	22,940,000	
7/1/2038		N/A			3.64%	23,115,000			2.32%	970,000			2.32%			3.59%	24,085,000	
7/1/2039		N/A			3.64%	24,270,000			2.35%	1,020,000			2.35%			3.59%	25,290,000	
7/1/2040		N/A			3.64%	25,485,000			2.50%	1,070,000			2.50%			3.59%	26,555,000	
7/1/2041		N/A			3.64%	26,760,000			2.50%	1,125,000			2.50%			3.59%	27,885,000	
7/1/2042		N/A			3.64%	28,100,000			2.50%	1,180,000			2.50%			3.59%	29,280,000	
7/1/2043		N/A			3.69%	15,930,000			2.50%	1,240,000			2.50%			3.60%	17,170,000	
7/1/2043		N/A			4.04%	13,575,000										4.04%	13,575,000	
7/1/2044		N/A			3.69%	16,590,000			2.50%	1,300,000			2.50%			3.60%	17,890,000	
7/1/2044		N/A			4.04%	14,255,000										4.04%	14,255,000	
7/1/2045		N/A			3.69%	17,275,000			3.04%	1,365,000			3.04%			3.64%	18,640,000	
7/1/2045		N/A			4.04%	14,965,000										4.04%	14,965,000	
7/1/2046		N/A			3.69%	17,990,000			3.04%	1,405,000			3.04%			3.64%	19,395,000	
7/1/2046		N/A			4.04%	15,715,000										4.04%	15,715,000	
7/1/2047		N/A			3.69%	18,745,000			3.04%	1,450,000			3.04%			3.64%	20,195,000	
7/1/2047		N/A			4.04%	16,490,000										4.04%	16,490,000	
7/1/2048									3.04%	1,490,000			3.04%			3.04%	1,490,000	
7/1/2049									3.04%	1,535,000			3.04%			3.04%	1,535,000	
		\$ 86,505,000	\$ 26,850,000		\$	\$ 430,250,000	\$ 7,395,000		\$	\$ 73,640,000	\$ 9,890,000		\$	\$ 99,730,000	\$ 31,610,000	\$	\$ 614,380,000	

Footnote: Series 2012A Bonds were Called on October 17, 2022.



Delaware River Joint TBC
Purchases Report
Sorted by Fund - Maturity Date
February 1, 2025 - February 28, 2025

CUSIP	Investment #	Fund	Sec. Type	Issuer	Original Par Value	Purchase Date	Payment Periods	Principal Purchased	Accrued Interest at Purchase	Rate at Purchase	Maturity Date	YTM	Ending Book Value
General Reserve Fund													
64966MGP8	11169	01GRF	FAC	NYCMUN	1,000,000.00	02/06/2025	06/01 - 12/01	975,250.00	6,229.17	3.450	12/01/2027	4.391	975,859.61
3130B4WZ0	11172	01GRF	FAC	FHLB	5,000,000.00	02/18/2025	08/18 - 02/18	5,000,000.00		4.550	02/18/2028	4.550	5,000,000.00
686053DR7	11171	01GRF	MC9	OREGON	3,066,412.43	02/10/2025	06/30 - 12/31	3,119,032.08	18,834.59	5.528	06/30/2028	4.283	3,118,223.20
				Subtotal	9,066,412.43			9,094,282.08	25,063.76				9,094,082.81
Debt Service Reserve Fund Comm													
91282CJV4	11168	06DSRF	TRC	USTR	1,017,000.00	02/05/2025	07/31 - 01/31	1,016,920.54	597.00	4.250	01/31/2026	4.258	1,016,925.84
				Subtotal	1,017,000.00			1,016,920.54	597.00				1,016,925.84
				Total Purchases	10,083,412.43			10,111,202.62	25,660.76				10,111,008.65



Delaware River Joint TBC
Investment Classification
Sorted by Fund - Maturity Date
February 28, 2025

DRJTBC

CUSIP	Investment #	Fund	Issuer	Investment Class	Par Value	YTM	Maturity Date	Market Price	Market Date	Market Value	Book Value	Reported Value
Debt Service Fund												
38145C752	10113	01DSF	Goldman Sachs Ila Fed Port	Amort	10,076.40	3.140		100.000	02/28/2025	10,076.40	10,076.40	10,076.40
					Subtotal	10,076.40	3.140					
General Reserve Fund												
38145C752	10115	01GRF	Goldman Sachs Ila Fed Port	Amort	0.00			100.000	02/28/2025	0.00	0.00	0.00
PAINVEST	10050	01GRF	PA Invest	Amort	0.00			100.000	02/28/2025	0.00	0.00	0.00
PAINVEST	10462	01GRF	PA Invest	Amort	43,904,206.86	4.338		100.000	02/28/2025	43,904,206.86	43,904,206.86	43,904,206.86
55609EQM3	11161	01GRF	Macquarie Group	Fair	6,000,000.00	4.556	03/21/2025	99.743	02/28/2025	5,984,586.00	5,985,000.00	5,984,586.00
13063DGB8	10983	01GRF	State of California	Fair	1,175,000.00	4.580	04/01/2025	99.917	02/28/2025	1,174,024.75	1,173,890.95	1,174,024.75
13063DGB8	11069	01GRF	State of California	Fair	1,125,000.00	4.811	04/01/2025	99.917	02/28/2025	1,124,066.25	1,123,703.13	1,124,066.25
13063DGB8	11117	01GRF	State of California	Fair	2,000,000.00	5.216	04/01/2025	99.917	02/28/2025	1,998,340.00	1,997,033.23	1,998,340.00
20772KGP8	11081	01GRF	Connecticut ST	Fair	2,000,000.00	4.722	04/15/2025	99.920	02/28/2025	1,998,400.00	1,996,264.04	1,998,400.00
98459LAA1	11038	01GRF	Yale University	Fair	1,500,000.00	5.357	04/15/2025	99.420	02/28/2025	1,491,306.00	1,492,209.87	1,491,306.00
63873JRU6	11137	01GRF	ATIXIS NY Brh	Fair	5,000,000.00	5.217	04/28/2025	99.279	02/28/2025	4,963,960.00	4,959,963.89	4,963,960.00
74172WAG1	10910	01GRF	Prince George County Rev Autho	Fair	1,130,000.00	1.002	05/01/2025	99.894	02/28/2025	1,128,802.20	1,134,684.56	1,128,802.20
037833BG4	10923	01GRF	Apple Inc	Fair	3,000,000.00	1.380	05/13/2025	99.699	02/28/2025	2,990,988.00	3,010,629.14	2,990,988.00
8923A0ST1	11160	01GRF	TOYOTA Motor Credit CP	Fair	1,305,000.00	4.647	05/27/2025	98.907	02/28/2025	1,290,737.66	1,290,808.13	1,290,737.66
65558RAA7	10999	01GRF	Nordea Bank	Fair	2,040,000.00	5.030	06/06/2025	99.611	02/28/2025	2,032,066.44	2,032,861.58	2,032,066.44
341271AD6	10894	01GRF	Florida St Brd of Adm	Fair	4,000,000.00	0.752	07/01/2025	98.928	02/28/2025	3,957,120.00	4,007,150.46	3,957,120.00
63873JU32	11151	01GRF	ATIXIS NY Brh	Fair	5,000,000.00	4.604	07/03/2025	98.474	02/28/2025	4,923,745.00	4,923,877.78	4,923,745.00
62479LUR4	11159	01GRF	Mitsubishi UFJ	Fair	4,000,000.00	4.530	07/25/2025	98.205	02/28/2025	3,928,204.00	3,929,271.10	3,928,204.00
3136G4D75	10825	01GRF	Federal National Mtg Assn	Fair	2,500,000.00	0.599	07/29/2025	98.493	02/28/2025	2,462,332.50	2,500,000.00	2,462,332.50
91282CHN4	11031	01GRF	U.S. Treasury	Fair	2,000,000.00	5.063	07/31/2025	100.171	02/28/2025	2,003,437.50	1,997,530.27	2,003,437.50
64952WEU3	10975	01GRF	New York Life Global	Fair	2,000,000.00	5.053	08/05/2025	99.567	02/28/2025	1,991,342.00	1,988,529.13	1,991,342.00
57629WDK3	11035	01GRF	Mass Mutual Global	Fair	2,000,000.00	5.609	08/26/2025	99.812	02/28/2025	1,996,252.00	1,986,700.00	1,996,252.00
74153WCR8	11015	01GRF	Pricoa Global Fund	Fair	2,000,000.00	5.150	08/28/2025	99.815	02/28/2025	1,996,314.00	1,991,256.68	1,996,314.00
91282CJL6	11059	01GRF	U.S. Treasury	Fair	3,000,000.00	4.717	11/30/2025	100.468	02/28/2025	3,014,062.50	3,003,389.32	3,014,062.50
49474E3Z4	10991	01GRF	King County Washington	Fair	560,000.00	4.364	12/01/2025	100.660	02/28/2025	563,696.00	564,157.63	563,696.00
05254JAA8	11004	01GRF	Aust & NZ Banking Group	Fair	3,000,000.00	4.777	12/08/2025	100.510	02/28/2025	3,015,327.00	3,006,582.50	3,015,327.00
592179KD6	11121	01GRF	METLIFE	Fair	2,000,000.00	5.135	01/06/2026	100.370	02/28/2025	2,007,406.00	1,997,757.04	2,007,406.00
592179KD6	11139	01GRF	METLIFE	Fair	2,000,000.00	4.486	01/06/2026	100.370	02/28/2025	2,007,406.00	2,008,281.21	2,007,406.00
742718BH1	11150	01GRF	Procter & Gamble CO	Fair	2,093,000.00	3.897	01/15/2026	101.659	02/28/2025	2,127,722.87	2,137,923.03	2,127,722.87

Delaware River Joint TBC
Investment Classification
February 28, 2025

CUSIP	Investment #	Fund	Issuer	Investment Class	Par Value	YTM	Maturity Date	Market Price	Market Date	Market Value	Book Value	Reported Value
General Reserve Fund												
64966MYL7	10944	01GRF	City of New York	Fair	3,000,000.00	2.642	04/01/2026	98.921	02/28/2025	2,967,630.00	3,019,586.19	2,967,630.00
57629W6F2	11116	01GRF	Mass Mutual Global	Fair	2,250,000.00	5.350	04/10/2026	100.290	02/28/2025	2,256,538.50	2,230,103.24	2,256,538.50
57629W6F2	11120	01GRF	Mass Mutual Global	Fair	2,000,000.00	5.151	04/10/2026	100.290	02/28/2025	2,005,812.00	1,986,330.12	2,005,812.00
06405LAD3	11119	01GRF	Bank of New York Mellon	Fair	3,765,000.00	5.232	05/22/2026	100.204	02/28/2025	3,772,684.37	3,761,302.74	3,772,684.37
58989V2F0	11129	01GRF	Met Tower Global Fund	Fair	2,000,000.00	4.853	06/20/2026	101.269	02/28/2025	2,025,392.00	2,013,392.25	2,025,392.00
54438CYL0	10955	01GRF	Los Angeles CA Community Colle	Fair	1,480,000.00	3.339	08/01/2026	96.110	02/28/2025	1,422,428.00	1,441,930.33	1,422,428.00
826200AD9	11141	01GRF	SIEMENS	Fair	2,500,000.00	4.364	08/17/2026	102.563	02/28/2025	2,564,097.50	2,560,938.13	2,564,097.50
91282CHY0	11041	01GRF	U.S. Treasury	Fair	1,000,000.00	4.911	09/15/2026	100.875	02/28/2025	1,008,750.00	995,913.68	1,008,750.00
06375M3Z6	11034	01GRF	Bank of Montreal	Fair	3,000,000.00	6.157	09/21/2026	99.512	02/28/2025	2,985,369.00	3,000,000.00	2,985,369.00
882724WT0	10915	01GRF	Texas Public Finance Authority	Fair	7,500,000.00	1.289	10/01/2026	101.267	02/28/2025	7,595,025.00	7,924,866.23	7,595,025.00
771196CE0	11128	01GRF	ROCHE HLDGS INC	Fair	3,500,000.00	4.842	11/13/2026	101.513	02/28/2025	3,552,979.50	3,523,351.10	3,552,979.50
5253JAZ4	11142	01GRF	Aust & NZ Banking Group	Fair	3,000,000.00	4.255	01/18/2027	100.732	02/28/2025	3,021,969.00	3,026,142.98	3,021,969.00
64953BBM9	11127	01GRF	New York Life Global	Fair	2,000,000.00	4.837	04/02/2027	101.132	02/28/2025	2,022,650.00	2,002,322.52	2,022,650.00
29446MAE2	11097	01GRF	EQUINOR ASA	Fair	1,000,000.00	4.833	04/06/2027	97.548	02/28/2025	975,484.00	964,663.30	975,484.00
57629W4S6	11126	01GRF	Mass Mutual Global	Fair	3,000,000.00	4.867	04/09/2027	101.399	02/28/2025	3,041,988.00	3,013,437.27	3,041,988.00
166764BX7	11073	01GRF	Chevron Corp	Fair	3,000,000.00	4.379	05/11/2027	95.369	02/28/2025	2,861,079.00	2,855,224.35	2,861,079.00
90327QD97	11124	01GRF	USAA CAP CORP	Fair	5,000,000.00	5.048	06/01/2027	102.002	02/28/2025	5,100,135.00	5,020,723.57	5,100,135.00
649907XF4	11100	01GRF	New York State Dormitory Auth	Fair	1,000,000.00	5.049	07/01/2027	100.649	02/28/2025	1,006,490.00	997,009.46	1,006,490.00
3130B2F42	11138	01GRF	Federal Home Loan Bank	Fair	3,000,000.00	4.579	08/20/2027	99.953	02/28/2025	2,998,611.00	3,000,000.00	2,998,611.00
3130B2QD0	11146	01GRF	Federal Home Loan Bank	Fair	2,500,000.00	4.070	09/10/2027	99.492	02/28/2025	2,487,320.00	2,500,000.00	2,487,320.00
3130B2WX9	11148	01GRF	Federal Home Loan Bank	Fair	3,000,000.00	3.666	10/01/2027	98.792	02/28/2025	2,963,787.00	3,000,000.00	2,963,787.00
3130B3DA8	11157	01GRF	Federal Home Loan Bank	Fair	1,470,000.00	4.393	10/15/2027	99.738	02/28/2025	1,466,150.07	1,469,349.12	1,466,150.07
3130B3JC8	11158	01GRF	Federal Home Loan Bank	Fair	1,500,000.00	4.310	10/22/2027	99.898	02/28/2025	1,498,479.00	1,500,000.00	1,498,479.00
40139LBG7	11098	01GRF	Guardian Life Global Funding	Fair	3,000,000.00	4.853	10/28/2027	102.724	02/28/2025	3,081,723.00	3,050,123.06	3,081,723.00
64966MGP8	11169	01GRF	City of New York	Fair	1,000,000.00	4.391	12/01/2027	98.103	02/28/2025	981,030.00	975,859.61	981,030.00
64952WEY5	11111	01GRF	New York Life Global	Fair	3,000,000.00	5.020	01/09/2028	101.164	02/28/2025	3,034,935.00	2,986,698.26	3,034,935.00
3130AYLF1	11094	01GRF	Federal Home Loan Bank	Fair	3,000,000.00	4.535	01/14/2028	100.101	02/28/2025	3,003,054.00	2,998,752.52	3,003,054.00
3136GA6V6	11162	01GRF	Federal National Mtg Assn	Fair	5,000,000.00	4.650	01/27/2028	100.113	02/28/2025	5,005,695.00	5,000,000.00	5,005,695.00
3130B4WZ0	11172	01GRF	Federal Home Loan Bank	Fair	5,000,000.00	4.550	02/18/2028	99.793	02/28/2025	4,989,680.00	5,000,000.00	4,989,680.00
13063DGG6	11040	01GRF	State of California	Fair	2,000,000.00	5.035	04/01/2028	97.883	02/28/2025	1,957,660.00	1,916,160.89	1,957,660.00
637639AK1	11104	01GRF	National Securities Clearing	Fair	4,000,000.00	4.641	05/30/2028	101.329	02/28/2025	4,053,184.00	4,041,667.33	4,053,184.00
01266HFL8	11050	01GRF	Albematle Cnty VA Economic Dev	Fair	3,000,000.00	5.260	06/01/2028	101.497	02/28/2025	3,044,910.00	3,003,304.03	3,044,910.00
686053DR7	11171	01GRF	Oregon School Board Assn	Fair	3,066,412.43	4.283	06/30/2028	102.496	02/28/2025	3,142,950.08	3,118,223.20	3,142,950.08
898365AP6	11066	01GRF	Boston College	Fair	2,550,000.00	4.705	07/01/2028	99.570	02/28/2025	2,539,035.00	2,535,848.20	2,539,035.00
91282CJA0	11042	01GRF	U.S. Treasury	Fair	1,000,000.00	4.806	09/30/2028	102.078	02/28/2025	1,020,781.25	994,259.17	1,020,781.25
67080LAA3	11063	01GRF	Nuveen LLC	Fair	5,000,000.00	5.034	11/01/2028	98.075	02/28/2025	4,903,775.00	4,822,824.33	4,903,775.00

Delaware River Joint TBC
Investment Classification
February 28, 2025

CUSIP	Investment #	Fund	Issuer	Investment Class	Par Value	YTM	Maturity Date	Market Price	Market Date	Market Value	Book Value	Reported Value
General Reserve Fund												
91282CJN2	11060	01GRF	U.S. Treasury	Fair	2,000,000.00	4.257	11/30/2028	101.281	02/28/2025	2,025,625.00	2,007,838.74	2,025,625.00
64952WFF5	11149	01GRF	New York Life Global	Fair	1,850,000.00	4.045	01/29/2029	100.442	02/28/2025	1,858,188.10	1,892,989.24	1,858,188.10
3134H1WS8	11102	01GRF	Federal Home Loan Mtg Corp	Fair	3,400,000.00	5.349	03/07/2029	100.009	02/28/2025	3,400,323.00	3,400,000.00	3,400,323.00
3130B0KB4	11105	01GRF	Federal Home Loan Bank	Fair	3,000,000.00	5.000	03/20/2029	100.739	02/28/2025	3,022,185.00	3,000,000.00	3,022,185.00
3130B0RT8	11112	01GRF	Federal Home Loan Bank	Fair	3,000,000.00	5.400	04/10/2029	100.078	02/28/2025	3,002,340.00	3,000,000.00	3,002,340.00
95662NSL3	11154	01GRF	West Virginia Housing Developm	Fair	510,000.00	4.207	05/01/2029	105.194	02/28/2025	536,489.40	544,324.77	536,489.40
3130B2ZX2	11134	01GRF	Federal Home Loan Bank	Fair	4,000,000.00	5.124	07/24/2029	100.208	02/28/2025	4,008,328.00	4,000,000.00	4,008,328.00
3134HACE1	11136	01GRF	Federal Home Loan Mtg Corp	Fair	4,000,000.00	5.050	08/01/2029	100.170	02/28/2025	4,006,800.00	4,000,000.00	4,006,800.00
3130B2N43	11144	01GRF	Federal Home Loan Bank	Fair	4,000,000.00	4.000	09/10/2029	98.482	02/28/2025	3,939,288.00	4,000,000.00	3,939,288.00
95662NSM1	11155	01GRF	West Virginia Housing Developm	Fair	505,000.00	4.800	11/01/2029	105.510	02/28/2025	532,825.50	541,591.62	532,825.50
Subtotal					234,678,619.29	4.383				234,767,503.80	234,780,713.08	234,767,503.80
Operating Fund												
38145C752	10108	01OOF	Goldman Sachs Ila Fed Port	Amort	186,453.40	3.140		100.000	02/28/2025	186,453.40	186,453.40	186,453.40
91282CJV4	11165	01OOF	U.S. Treasury	Fair	8,645,000.00	4.272	01/31/2026	100.046	02/28/2025	8,649,052.34	8,643,169.87	8,649,052.34
Subtotal					8,831,453.40	4.249				8,835,505.74	8,829,623.27	8,835,505.74
Reserve Maintenance Fund												
38145C752	10106	01RMF	Goldman Sachs Ila Fed Port	Amort	344,182.41	3.140		100.000	02/28/2025	344,182.41	344,182.41	344,182.41
91282CJV4	11166	01RMF	U.S. Treasury	Fair	15,962,000.00	4.272	01/31/2026	100.046	02/28/2025	15,969,482.19	15,958,620.88	15,969,482.19
Subtotal					16,306,182.41	4.249				16,313,664.60	16,302,803.29	16,313,664.60
Scudder Falls Insurance Reserv												
38145C752	10506	01SFIR	Goldman Sachs Ila Fed Port	Amort	277.99	3.140		100.000	02/28/2025	277.99	277.99	277.99
912797MS3	11167	01SFIR	U.S. Treasury	Fair	1,413,000.00	4.141	10/02/2025	97.596	02/28/2025	1,379,031.48	1,379,329.39	1,379,031.48
Subtotal					1,413,277.99	4.140				1,379,309.47	1,379,607.38	1,379,309.47
Construction Fund 2019A												
38145C752	10713	06CF19A	Goldman Sachs Ila Fed Port	Amort	0.00			100.000	02/28/2025	0.00	0.00	0.00
PAINVEST	10752	06CF19A	PA Invest	Amort	205,681.46	4.338		100.000	02/28/2025	205,681.46	205,681.46	205,681.46
Subtotal					205,681.46	4.338				205,681.46	205,681.46	205,681.46
Debt Service Reserve Fund Comm												
38145C752	10994	06DSRF	Goldman Sachs Ila Fed Port	Amort	387.73	3.140		100.000	02/28/2025	387.73	387.73	387.73
91282CJV4	11164	06DSRF	U.S. Treasury	Fair	47,625,000.00	4.260	01/31/2026	100.046	02/28/2025	47,647,324.22	47,620,268.23	47,647,324.22
91282CJV4	11168	06DSRF	U.S. Treasury	Fair	1,017,000.00	4.257	01/31/2026	100.046	02/28/2025	1,017,476.72	1,016,925.84	1,017,476.72

Delaware River Joint TBC
Investment Classification
February 28, 2025

CUSIP	Investment #	Fund	Issuer	Investment Class	Par Value	YTM	Maturity Date	Market Price	Market Date	Market Value	Book Value	Reported Value
2019A Rebate Account												
38145C752	11039	06REB19A	Goldman Sachs IIa Fed Port	Amort	992.16	3.140		100.000	02/28/2025	992.16	992.16	992.16
Subtotal					992.16	3.140				992.16	992.16	992.16
Total					310,088,670.84	4.352				310,177,922.30	310,147,078.84	310,177,922.30

DELAWARE RIVER JOINT TOLL BRIDGE COMMISSION
Meeting of March 31, 2025
TOLL TRAFFIC AND REVENUE STATISTICS (February 2025)

Summary: The Commission recorded a decrease in total toll revenue for February 2025 in comparison to the February 2024 traffic and revenue statistics. Total toll traffic also reflected a decrease for the month. It should be noted that the Commission eliminated cash toll collections at TM, I78, EP, and DWG at 11:00 PM on January 12, 2025. In addition, it should be noted that 2024 was a leap year.

Analysis of February 2025 / February 2024 toll revenue data comparison:

- Total toll revenue decreased by **\$636,736** or 4.24 percent at the Commission's eight toll bridges for the month of February.
- Commercial-vehicle toll revenue decreased \$135,063, or 1.33 percent.
- Passenger-vehicle toll revenue decreased \$501,673, or 10.25 percent.

Analysis of February 2025 / February 2024 traffic data comparison:

- Total toll traffic decreased by **235,906** vehicles, or 6.94 percent for the month.
- Commercial-vehicle traffic decreased by 2,921 vehicles, or 0.55 percent.
- Passenger-vehicle toll traffic decreased by 232,985 vehicles, or 8.12 percent.
- Average daily toll traffic for the Commission's toll bridges for February 2025 was 112,893 total vehicles as compared to the 117,135 total vehicles recorded in February 2024, a decrease on average of 4,242 vehicles a day.
- Total recorded westbound traffic volume at the 10 toll supported bridges for February 2025 decreased by 135,552 vehicles, or 8.4 percent as compared to February 2024. Average daily westbound traffic on the toll supported bridges was 52,701 vehicles in February 2025 as compared to 55,558 vehicles in February 2024.

Traffic analysis for February 2025:

- Total toll traffic for the eight toll bridges is reflecting a 1.80 percent decrease for the first two months of 2025 as compared to the same two-month period of 2024.
- Westbound traffic on the ten toll supported bridges reflects a decrease of 5.00 percent for the first two months of 2025 when compared to 2024.

REGION REVIEW:

Southern Region

Total toll traffic at Trenton-Morrisville (TM) reflected a 4.86 percent decrease for February 2025 when compared to February 2024 as the result of the decrease of 31,737 cars and the increase of 2,008 trucks. The Scudder Falls Bridge recorded a 1.94 percent decrease in total toll traffic for February 2025 compared to February 2024 due to the decrease of 14,012 cars and the increase of 2,450 trucks. At New Hope-Lambertville (NHL), a decrease of 11,926 cars combined with an increase of 1,173 trucks resulted in an overall decrease of 8.85 percent in total toll traffic for February 2025 as compared to February 2024.

Central Region

The I-78 Toll Bridge recorded a decrease of 6.71 percent in total toll traffic for the month of February 2025 when compared to February 2024 as the result of the decreases of 46,330 cars and 7,095 trucks. At the Easton-Phillipsburg (EP) Toll Bridge, the decrease of 24,421 passenger vehicles combined with the increase of 1,272 trucks generated a 5.89 percent decrease in total toll traffic for February 2025 as compared to February 2024.

Northern Region

Portland-Columbia (PC) recorded a 19.96 percent decrease in total toll traffic during February 2025 compared to February 2024 as the result of the combined decreases of 18,806 automobiles and 867 trucks. At the Delaware Water Gap (DWG) Toll Bridge, a decrease of 76,726 passenger vehicles and a decrease of 2,299 trucks generated a decrease of 11.32 percent in total toll traffic for February 2025 when compared to February 2024. At Milford-Montague (MM), a decrease of 9,027 passenger vehicles and an increase of 437 trucks produced a 10.50 percent decrease in total toll traffic for the month of February 2025 as compared to February 2024.

E-ZPass Penetration Rates

The table below provides a comparison of the *E-ZPass* penetration rates for the Commission's eight (8) toll bridges for the months of February 2025 and February 2024, and the year-to-date periods ending February 28, 2025 and February 29, 2024.

		<i>E-ZPass</i> PENETRATION RATES					
		Feb. 2025	Feb. 2024	Change in Monthly Percentage	YTD 2025	YTD 2024	Change in YTD Percentage
All Toll Bridges	Cars	88.46	86.03	2.43	87.91	85.84	2.07
	Trucks	89.03	88.55	0.48	88.62	88.26	0.36
	Total	88.55	86.42	2.13	88.03	86.22	1.81
Trenton - Morrisville	Cars	87.33	85.06	2.27	86.77	84.83	1.94
	Trucks	87.41	87.46	-0.05	86.80	85.82	0.98
	Total	87.34	85.30	2.04	86.77	84.94	1.83
Scudder Falls	Cars	92.55	92.42	0.13	92.51	92.42	0.09
	Trucks	90.35	89.76	0.59	90.17	89.77	0.40
	Total	92.43	92.28	0.15	92.38	92.28	0.10
New Hope - Lambertville	Cars	94.46	93.14	1.32	93.47	93.16	0.31
	Trucks	90.10	90.75	-0.65	89.79	90.08	-0.29
	Total	94.05	92.96	1.09	93.16	92.90	0.26
I-78	Cars	85.56	82.83	2.73	84.88	82.53	2.35
	Trucks	89.32	89.20	0.12	89.16	89.17	-0.01
	Total	86.82	84.88	1.94	86.30	84.70	1.60
Easton - Phillipsburg	Cars	90.34	87.95	2.39	89.80	87.77	2.03
	Trucks	88.30	85.71	2.59	87.33	85.65	1.68
	Total	90.18	87.79	2.39	89.60	87.61	1.99
Portland - Columbia	Cars	89.38	85.51	3.87	89.67	85.24	4.43
	Trucks	89.38	88.26	1.12	88.64	87.53	1.11
	Total	89.38	85.80	3.58	89.55	85.48	4.07
Delaware Water Gap	Cars	85.22	81.46	3.76	84.23	81.17	3.06
	Trucks	89.06	88.08	0.98	88.31	87.93	0.38
	Total	85.98	82.65	3.33	85.04	82.41	2.63
Milford - Montague	Cars	89.24	83.62	5.62	89.13	83.59	5.54
	Trucks	86.93	84.53	2.40	88.04	83.54	4.50
	Total	89.13	83.65	5.48	89.08	83.59	5.49

Starting 11pm on January 12th, 2025, the Commission ceased cash toll collections at TM, I-78, EP and DWG, and completed soft AET conversions at all toll bridges.

DELAWARE RIVER JOINT TOLL BRIDGE COMMISSION
ALL TOLL BRIDGES
COMPARATIVE STATEMENT OF TOLL TRAFFIC AND REVENUE
FEBRUARY 2025

JANUARY 1, 2024		JANUARY 1, 2025		MONTH OF		MONTH OF		
FEBRUARY 29, 2024		FEBRUARY 28, 2025		FEBRUARY 2025		FEBRUARY 2024		
60 DAYS		59 DAYS		28 DAYS		29 DAYS		
NUMBER OF VEHICLES	TOTAL REVENUE	NUMBER OF VEHICLES	TOTAL REVENUE	VEHICLE CLASS	NUMBER OF VEHICLES	TOTAL REVENUE	NUMBER OF VEHICLES	TOTAL REVENUE
5,684,793	\$ 9,669,029.80	5,545,982	\$ 9,385,370.25	Passenger	2,636,951	\$ 4,441,474.20	2,869,936	\$ 4,935,671.65
-	(119,428.75)		(78,425.00)	Discounts *	-	\$ (46,446.00)	-	(38,970.75)
5,684,793	\$ 9,549,601.05	5,545,982	\$ 9,306,945.25	TOTAL PASSENGER	2,636,951	\$ 4,395,028.20	2,869,936	\$ 4,896,700.90
211,893	1,935,307.00	222,010	2,023,166.65	2-Axle Trucks	108,348	986,587.00	103,039	940,962.00
70,893	968,733.00	75,036	1,025,974.50	3-Axle Trucks	36,105	493,828.50	34,588	472,554.00
80,493	1,470,920.00	73,155	1,336,660.00	4-Axle Trucks	35,423	646,802.00	40,838	745,976.00
696,056	15,851,950.00	708,004	16,123,672.50	5-Axle Trucks	336,554	7,661,770.00	340,110	7,743,650.00
16,596	450,984.00	15,237	414,084.00	6-Axle Trucks	7,342	199,458.00	8,090	219,528.00
1,321	43,565.50	588	20,059.50	7-Axle Trucks	273	9,352.50	301	10,191.50
1,077,252	\$ 20,721,459.50	1,094,030	\$ 20,943,617.15	TOTAL TRUCKS	524,045	\$ 9,997,798.00	526,966	\$ 10,132,861.50
6,762,045	\$ 30,271,060.55	6,640,012	\$ 30,250,562.40	TOTAL TOLL VEHICLES	3,160,996	\$ 14,392,826.20	3,396,902	15,029,562.40
112,701	\$ 504,517.68	112,543	\$ 512,721.40	DAILY AVERAGE	112,893	\$ 514,029.51	117,135	\$ 518,260.77

YTD Rate Change

Traffic (toll)	-1.80%
Autos	-2.44%
Trucks	1.56%
Revenue	-0.07%
Autos	-2.54%
Trucks	1.07%

MTD Rate Change Traffic

Traffic (toll)	-6.94%
Autos	-8.12%
Trucks	-0.55%
Revenue	-4.24%
Autos	-10.25%
Trucks	-1.33%

* "Discounts" The Commuter Discount was eliminated effective January 1st, 2024. The commuter discount reported in the January 2024 Comparatives represented the discounts issued for trips made in December 2023. "Discounts" now represents adjustments for employee and Commission vehicle non-revenue crossings.

NOTE: On January 12, 2025 at 11:00 PM the Commission eliminated Cash Toll collections at TM, I78, EP, and DWG.
NOTE: February 2024 was Leap Year

DELAWARE RIVER JOINT TOLL BRIDGE COMMISSION
TRENTON - MORRISVILLE TOLL BRIDGE

COMPARATIVE STATEMENT OF TOLL TRAFFIC AND REVENUE

FEBRUARY 2025

JANUARY 1, 2024 FEBRUARY 29, 2024 60 DAYS			JANUARY 1, 2025 FEBRUARY 28, 2025 59 DAYS			MONTH OF FEBRUARY 2025 28 DAYS			MONTH OF FEBRUARY 2024 29 DAYS		
NUMBER OF VEHICLES	TOTAL REVENUE		NUMBER OF VEHICLES	TOTAL REVENUE		VEHICLE CLASS	NUMBER OF VEHICLES	TOTAL REVENUE	NUMBER OF VEHICLES	TOTAL REVENUE	
1,078,251	\$ 1,849,093.75		1,068,201	\$ 1,824,915.00		Passenger	515,917	\$ 877,240.50	547,654	\$ 948,634.25	
	(18,042.25)			(11,202.50)		Discounts *		(7,760.00)		(4,614.75)	
1,078,251	\$ 1,831,051.50		1,068,201	\$ 1,813,712.50		TOTAL PASSENGER	515,917	\$ 869,480.50	547,654	\$ 944,019.50	
43,591	397,628.00		44,157	402,633.00		2-Axle Trucks	21,449	195,385.00	20,667	188,426.00	
21,120	289,150.50		23,897	324,631.50		3-Axle Trucks	11,309	154,785.00	9,763	133,321.50	
17,610	322,948.00		13,601	248,242.00		4-Axle Trucks	6,362	115,994.00	8,582	157,032.00	
48,436	1,108,592.50		53,041	1,212,562.50		5-Axle Trucks	25,672	586,860.00	23,432	535,115.00	
2,675	73,290.00		1,365	37,281.00		6-Axle Trucks	680	18,513.00	898	24,471.00	
955	30,579.50		32	1,022.00		7-Axle Trucks	7	217.00	129	4,018.00	
134,387	2,222,189		135,893	2,226,372.00		TOTAL TRUCKS	65,479	\$ 1,071,754.00	63,471	\$ 1,042,383.50	
1,212,638	\$ 4,053,240.00		1,204,094	\$ 4,040,084.50		TOTAL TOLL VEHICLES	581,396	\$ 1,941,234.50	611,125	\$ 1,986,403.00	
20,211	\$ 67,554.00		20,408	\$ 68,476.01		DAILY AVERAGE	20,764	\$ 69,329.80	21,073	\$ 68,496.66	

Rate Change	
Traffic (toll)	
Autos	-0.70%
Trucks	-0.93%
Revenue	
Autos	1.12%
Trucks	-0.32%
	-0.95%
	0.19%

Rate Change	
Traffic (toll)	
Autos	-4.86%
Trucks	-5.80%
Revenue	
Autos	3.16%
Trucks	-2.27%
	-7.90%
	2.82%

DELAWARE RIVER JOINT TOLL BRIDGE COMMISSION
SCUDDER FALLS TOLL BRIDGE

COMPARATIVE STATEMENT OF TOLL TRAFFIC AND REVENUE

FEBRUARY 2025

JANUARY 1, 2024 FEBRUARY 29, 2024 60 DAYS			JANUARY 1, 2025 FEBRUARY 28, 2025 59 DAYS			MONTH OF FEBRUARY 2025 28 DAYS			MONTH OF FEBRUARY 2024 29 DAYS		
NUMBER OF VEHICLES	TOTAL REVENUE		NUMBER OF VEHICLES	TOTAL REVENUE	VEHICLE CLASS	NUMBER OF VEHICLES	TOTAL REVENUE		NUMBER OF VEHICLES	TOTAL REVENUE	
1,123,518	\$ 1,792,825.05 (21,158.29)		1,130,775	\$ 1,829,357.00 (10,229.00)	Passenger	552,354	\$ 893,336.45		566,366	\$ 917,045.15	
1,123,518	\$ 1,771,666.76		1,130,775	\$ 1,819,128.00	Discounts *	552,354	\$ 886,491.95	(6,844.50)	566,366	\$ 910,262.40	(6,782.75)
					TOTAL PASSENGER						
30,913	280,871.00		33,234	301,930.65	2-Axle Trucks	16,235	147,445.00		14,900	135,421.00	
5,631	75,550.50		6,101	82,218.00	3-Axle Trucks	3,067	41,676.00		2,812	38,023.50	
3,785	69,216.00		4,057	74,128.00	4-Axle Trucks	2,118	38,726.00		1,839	33,574.00	
21,324	486,170.00		22,288	507,675.00	5-Axle Trucks	11,030	251,247.50		10,480	238,905.00	
188	5,145.00		279	7,614.00	6-Axle Trucks	139	3,798.00		105	2,871.00	
26	942.50		24	867.00	7-Axle Trucks	14	517.50		17	637.50	
61,867	\$ 917,895.00		65,983	\$ 974,432.65	TOTAL TRUCKS	32,603	\$ 483,410.00		30,153	\$ 449,432.00	
1,185,385	\$ 2,689,561.76		1,196,758	\$ 2,793,560.65	TOTAL TOLL VEHICLES	584,957	\$ 1,369,901.95		596,519	\$ 1,359,694.40	
19,756	\$ 44,826.03		20,284	\$ 47,348.49	DAILY AVERAGE	20,891	\$ 48,925.07		20,570	\$ 46,886.01	

Rate Change
Traffic (toll)
Autos
Trucks
Revenue
Autos
Trucks

Rate Change
Traffic (toll)
Autos
Trucks
Revenue
Autos
Trucks

-1.94%
-2.47%
8.13%
0.75%
-2.61%
7.56%

DELAWARE RIVER JOINT TOLL BRIDGE COMMISSION
NEW HOPE - LAMBERTVILLE TOLL BRIDGE

COMPARATIVE STATEMENT OF TOLL TRAFFIC AND REVENUE

FEBRUARY 2025

JANUARY 1, 2024 FEBRUARY 29, 2024 60 DAYS			JANUARY 1, 2025 FEBRUARY 28, 2025 59 DAYS			MONTH OF FEBRUARY 2025 28 DAYS			MONTH OF FEBRUARY 2024 29 DAYS		
NUMBER OF VEHICLES	TOTAL REVENUE		NUMBER OF VEHICLES	TOTAL REVENUE	VEHICLE CLASS	NUMBER OF VEHICLES	TOTAL REVENUE		NUMBER OF VEHICLES	TOTAL REVENUE	
217,494	\$ 347,072.75		241,187	\$ 388,489.00	Passenger	100,093	\$ 159,957.50		112,019	\$ 181,327.75	
	(10,243.58)			(11,689.50)	Discounts *		(6,852.50)			(5,062.75)	
217,494	\$ 336,829.17		241,187	\$ 376,799.50	TOTAL PASSENGER	100,093	\$ 153,305.00		112,019	\$ 176,265.00	
8,840	80,254.00		11,998	108,647.00	2-Axle Trucks	5,655	51,199.00		3,973	36,081.00	
1,666	22,687.50		1,662	22,516.50	3-Axle Trucks	852	11,605.50		903	12,283.50	
1,377	25,216.00		1,423	26,206.00	4-Axle Trucks	738	13,588.00		582	10,628.00	
7,391	167,740.00		6,457	146,842.50	5-Axle Trucks	3,101	70,457.50		3,664	83,075.00	
562	15,282.00		536	14,589.00	6-Axle Trucks	260	7,071.00		307	8,352.00	
7	224.00		5	161.00	7-Axle Trucks	1	31.50		5	161.00	
19,843	\$ 311,403.50		22,081	\$ 318,962.00	TOTAL TRUCKS	10,607	\$ 153,952.50		9,434	\$ 150,580.50	
237,337	\$ 648,232.67		263,268	\$ 695,761.50	TOTAL TOLL VEHICLES	110,700	\$ 307,257.50		121,453	\$ 326,845.50	
3,956	\$ 10,803.88		4,462	\$ 11,792.57	DAILY AVERAGE	3,954	\$ 10,973.48		4,188	\$ 11,270.53	

Rate Change
Traffic (toll)
Autos
Trucks
Revenue
Autos
Trucks

Rate Change
Traffic (toll)
Autos
Trucks
Revenue
Autos
Trucks

10.93%
10.89%
11.28%
7.33%
11.87%
2.43%

-8.85%
-10.65%
12.43%
-5.99%
-13.03%
2.24%

DELAWARE RIVER JOINT TOLL BRIDGE COMMISSION

178 TOLL BRIDGE

COMPARATIVE STATEMENT OF TOLL TRAFFIC AND REVENUE

FEBRUARY 2025

JANUARY 1, 2024 FEBRUARY 29, 2024			JANUARY 1, 2025 FEBRUARY 28, 2025			MONTH OF FEBRUARY 2025			MONTH OF FEBRUARY 2024		
60 DAYS			59 DAYS			28 DAYS			29 DAYS		
NUMBER OF VEHICLES	TOTAL REVENUE		NUMBER OF VEHICLES	TOTAL REVENUE	VEHICLE CLASS	NUMBER OF VEHICLES	TOTAL REVENUE		NUMBER OF VEHICLES	TOTAL REVENUE	
1,069,848	\$ 1,878,406.75		1,045,233	\$ 1,822,853.50	Passenger	493,318	\$ 855,537.00		539,648	\$ 956,932.00	
	(16,181.40)			(5,597.50)	Discounts *		(3,129.00)			(2,898.00)	
1,069,848	\$ 1,862,225.35		1,045,233	\$ 1,817,256.00	TOTAL PASSENGER	493,318	\$ 852,408.00		539,648	\$ 954,034.00	
54,615	499,893.00		56,202	513,471.00	2-Axle Trucks	28,137	256,923.00		27,055	247,615.00	
22,599	308,997.00		23,485	321,223.50	3-Axle Trucks	11,350	155,296.50		11,207	153,243.00	
35,205	641,688.00		33,171	604,894.00	4-Axle Trucks	16,178	294,798.00		18,342	334,584.00	
399,911	9,100,052.50		399,689	9,095,737.50	5-Axle Trucks	189,763	4,317,862.50		195,568	4,449,797.50	
8,383	227,376.00		8,045	218,334.00	6-Axle Trucks	3,920	106,419.00		4,339	117,660.00	
167	5,675.00		307	10,434.00	7-Axle Trucks	143	4,818.50		75	2,556.50	
520,880	\$ 10,783,681.50		520,899	\$ 10,764,094.00	TOTAL TRUCKS	249,491	\$ 5,136,117.50		256,586	\$ 5,305,456.00	
1,590,728	\$ 12,645,906.85		1,566,132	\$ 12,581,350.00	TOTAL TOLL VEHICLES	742,809	\$ 5,988,525.50		796,234	\$ 6,259,490.00	
26,512	\$ 210,765.11		26,545	\$ 213,243.22	DAILY AVERAGE	26,529	\$ 213,875.91		27,456	\$ 215,844.48	

Rate Change
Traffic (toll)

Autos -1.55%
Trucks -2.30%

Revenue

Autos 0.00%
Trucks -0.51%
Autos -2.41%
Trucks -0.18%

Rate Change
Traffic (toll)

Autos -6.71%
Trucks -8.59%

Revenue

Autos -2.77%
Trucks -4.33%
Autos -10.65%
Trucks -3.19%

DELAWARE RIVER JOINT TOLL BRIDGE COMMISSION
EASTON - PHILLIPSBURG TOLL BRIDGE

COMPARATIVE STATEMENT OF TOLL TRAFFIC AND REVENUE

FEBRUARY 2025

JANUARY 1, 2024 FEBRUARY 29, 2024 60 DAYS			JANUARY 1, 2025 FEBRUARY 28, 2025 59 DAYS			MONTH OF FEBRUARY 2025 28 DAYS			MONTH OF FEBRUARY 2024 29 DAYS		
NUMBER OF VEHICLES	TOTAL REVENUE		NUMBER OF VEHICLES	TOTAL REVENUE	VEHICLE CLASS	NUMBER OF VEHICLES	TOTAL REVENUE		NUMBER OF VEHICLES	TOTAL REVENUE	
726,664	\$ 1,214,202.00		703,671	\$ 1,169,412.75	Passenger	340,363	\$ 562,825.75		364,784	\$ 616,426.50	
	(14,371.26)			(7,965.00)	Discounts *		(5,285.50)			(3,314.00)	
726,664	\$ 1,199,830.74		703,671	\$ 1,161,447.75	TOTAL PASSENGER	340,363	\$ 557,560.25		364,784	\$ 613,112.50	
21,457	196,194.00		23,772	216,695.00	2-Axle Trucks	11,405	103,811.00		10,393	94,995.00	
4,859	66,835.50		5,506	76,030.50	3-Axle Trucks	2,527	34,812.00		2,472	34,005.00	
4,601	84,110.00		3,954	72,066.00	4-Axle Trucks	1,841	33,452.00		2,468	45,188.00	
25,821	589,850.00		28,278	644,715.00	5-Axle Trucks	13,481	307,237.50		12,673	289,442.50	
224	6,096.00		286	7,836.00	6-Axle Trucks	144	3,951.00		121	3,294.00	
5	164.50		8	259.00	7-Axle Trucks	3	101.50		2	70.00	
56,967	\$ 943,250.00		61,804	\$ 1,017,601.50	TOTAL TRUCKS	29,401	\$ 483,365.00		28,129	\$ 466,994.50	
783,631	\$ 2,143,080.74		765,475	\$ 2,179,049.25	TOTAL TOLL VEHICLES	369,764	\$ 1,040,925.25		392,913	\$ 1,080,107.00	
13,061	\$ 35,718.01		12,974	\$ 36,933.04	DAILY AVERAGE	13,206	\$ 37,175.90		13,549	\$ 37,245.07	

Rate Change
Traffic (toll)

Autos -2.32%
Trucks -3.16%

Revenue

Autos 8.49%
Trucks 1.68%
Autos -3.20%
Trucks 7.88%

Rate Change
Traffic (toll)

Autos -5.89%
Trucks -6.69%

Revenue

Autos 4.52%
Trucks -3.63%
Autos -9.06%
Trucks 3.51%

DELAWARE RIVER JOINT TOLL BRIDGE COMMISSION
PORTLAND - COLUMBIA TOLL BRIDGE

COMPARATIVE STATEMENT OF TOLL TRAFFIC AND REVENUE

FEBRUARY 2025

JANUARY 1, 2024 FEBRUARY 29, 2024			JANUARY 1, 2025 FEBRUARY 28, 2025			MONTH OF FEBRUARY 2025			MONTH OF FEBRUARY 2024		
60 DAYS			59 DAYS			28 DAYS			29 DAYS		
NUMBER OF VEHICLES	TOTAL REVENUE		NUMBER OF VEHICLES	TOTAL REVENUE	VEHICLE CLASS	NUMBER OF VEHICLES	TOTAL REVENUE		NUMBER OF VEHICLES	TOTAL REVENUE	
177,511	\$ 304,331.50		146,006	\$ 243,651.25	Passenger	69,430	\$ 116,155.75		88,236	\$ 152,737.00	
	(10,386.86)			(10,054.00)	Discounts *		(5,225.00)			(6,326.50)	
177,511	\$ 293,944.64		146,006	\$ 233,597.25	TOTAL PASSENGER	69,430	\$ 110,930.75		88,236	\$ 146,410.50	
5,496	50,002.00		5,873	53,082.00	2-Axle Trucks	2,879	25,974.00		2,573	23,362.00	
1,948	26,782.50		1,646	22,495.50	3-Axle Trucks	729	9,975.00		961	13,215.00	
6,580	120,532.00		6,101	112,328.00	4-Axle Trucks	2,797	51,432.00		3,431	62,736.00	
6,923	157,327.50		6,437	145,010.00	5-Axle Trucks	3,028	68,587.50		3,333	75,717.50	
70	1,920.00		85	2,295.00	6-Axle Trucks	26	705.00		28	768.00	
3	94.50		6	192.50	7-Axle Trucks	2	63.00		2	63.00	
21,020	\$ 356,658.50		20,148	\$ 336,403.00	TOTAL TRUCKS	9,461	\$ 156,736.50		10,328	\$ 175,861.50	
198,531	\$ 650,603.14		166,154	\$ 570,000.25	TOTAL TOLL VEHICLES	78,891	\$ 267,667.25		98,564	\$ 322,272.00	
3,309	\$ 10,843.39		2,816	\$ 9,661.02	DAILY AVERAGE	2,818	\$ 9,559.54		3,399	\$ 11,112.83	

Rate Change
Traffic (toll)

Autos	-16.31%
Trucks	-17.75%
Revenue	-4.15%
Autos	-12.39%
Trucks	-20.53%
	-5.68%

Rate Change
Traffic (toll)

Autos	-19.96%
Trucks	-21.31%
Revenue	-8.39%
Autos	-16.94%
Trucks	-24.23%
	-10.88%

DELAWARE RIVER JOINT TOLL BRIDGE COMMISSION

DELAWARE WATER GAP TOLL BRIDGE

COMPARATIVE STATEMENT OF TOLL TRAFFIC AND REVENUE

FEBRUARY 2025

JANUARY 1, 2024 FEBRUARY 29, 2024			JANUARY 1, 2025 FEBRUARY 28, 2025			MONTH OF FEBRUARY 2025			MONTH OF FEBRUARY 2024		
60 DAYS			59 DAYS			28 DAYS			29 DAYS		
NUMBER OF VEHICLES	TOTAL REVENUE		NUMBER OF VEHICLES	TOTAL REVENUE	VEHICLE CLASS	NUMBER OF VEHICLES	TOTAL REVENUE		NUMBER OF VEHICLES	TOTAL REVENUE	
1,135,864	\$ 2,012,431.00		1,064,422	\$ 1,860,762.75	Passenger	495,745	\$ 859,545.75		572,471	\$ 1,023,970.25	
	(20,040.25)			(9,436.50)	Discounts *	-	(5,432.00)		-	(5,348.75)	
1,135,864	\$ 1,992,390.75		1,064,422	\$ 1,851,326.25	TOTAL PASSENGER	495,745	\$ 854,113.75		572,471	\$ 1,018,621.50	
42,417	388,664.00		41,603	379,701.00	2-Axle Trucks	20,112	183,366.00		21,305	195,166.00	
12,612	172,401.00		12,578	171,868.50	3-Axle Trucks	6,076	82,968.00		6,262	85,611.00	
11,009	201,100.00		10,523	192,694.00	4-Axle Trucks	5,167	94,608.00		5,466	99,858.00	
185,169	4,217,592.50		190,675	4,344,190.00	5-Axle Trucks	89,904	2,046,422.50		90,452	2,060,002.50	
4,439	120,381.00		4,589	124,722.00	6-Axle Trucks	2,159	58,623.00		2,264	61,353.00	
158	5,885.50		183	6,396.00	7-Axle Trucks	103	3,603.50		71	2,885.50	
255,804	\$ 5,106,024.00		260,151	\$ 5,219,571.50	TOTAL TRUCKS	123,521	\$ 2,469,591.00		125,820	\$ 2,504,676.00	
1,391,668	\$ 7,098,414.75		1,324,573	\$ 7,070,897.75	TOTAL TOLL VEHICLES	619,266	\$ 3,323,704.75		698,291	\$ 3,523,297.50	
23,194	\$ 118,306.91		22,450	\$ 119,845.72	DAILY AVERAGE	22,117	\$ 118,703.74		24,079	\$ 121,493.02	

Rate Change
Traffic (toll)

Autos -4.82%
Trucks -6.29%

Revenue

Autos 1.70%
Trucks -0.39%
Autos -7.08%
Trucks 2.22%

Rate Change
Traffic (toll)

Autos -11.32%
Trucks -13.40%

Revenue

Autos -1.83%
Trucks -5.66%
Autos -16.15%
Trucks -1.40%

DELAWARE RIVER JOINT TOLL BRIDGE COMMISSION
MILFORD - MONTAGUE TOLL BRIDGE

COMPARATIVE STATEMENT OF TOLL TRAFFIC AND REVENUE

FEBRUARY 2025

JANUARY 1, 2024 FEBRUARY 29, 2024			JANUARY 1, 2025 FEBRUARY 28, 2025			MONTH OF FEBRUARY 2025			MONTH OF FEBRUARY 2024		
60 DAYS			59 DAYS			28 DAYS			29 DAYS		
NUMBER OF VEHICLES	TOTAL REVENUE		NUMBER OF VEHICLES	TOTAL REVENUE	VEHICLE CLASS	NUMBER OF VEHICLES	TOTAL REVENUE		NUMBER OF VEHICLES	TOTAL REVENUE	
155,643	\$ 270,667.00		146,487	\$ 245,929.00	Passenger	69,731	\$ 116,875.50		78,758	\$ 138,598.75	
	(9,004.86)			(12,251.00)	Discounts *		(6,137.50)			(4,623.25)	
155,643	\$ 261,662.14		146,487	\$ 233,678.00	TOTAL PASSENGER	69,731	\$ 110,738.00		78,758	\$ 133,975.50	
4,564	41,801.00		5,171	47,007.00	2-Axle Trucks	2,476	22,484.00		2,173	19,896.00	
458	6,328.50		361	4,990.50	3-Axle Trucks	195	2,710.50		208	2,851.50	
326	6,110.00		325	6,102.00	4-Axle Trucks	222	4,204.00		128	2,376.00	
1,081	24,625.00		1,139	25,940.00	5-Axle Trucks	575	13,095.00		508	11,595.00	
55	1,494.00		52	1,413.00	6-Axle Trucks	14	378.00		28	759.00	
			23	728.00	7-Axle Trucks				-	-	
6,484	\$ 80,358.50		7,071	\$ 86,180.50	TOTAL TRUCKS	3,482	\$ 42,871.50		3,045	\$ 37,477.50	
162,127	\$ 342,020.64		153,558	\$ 319,858.50	TOTAL TOLL VEHICLES	73,213	\$ 153,609.50		81,803	\$ 171,453.00	
2,702	\$ 5,700.34		2,603	\$ 5,421.33	DAILY AVERAGE	2,615	\$ 5,486.05		2,821	\$ 5,912.17	

Rate Change
Traffic (toll)

Autos	-5.29%
Trucks	-5.88%
Revenue	9.05%
Autos	-6.48%
Trucks	-10.69%
	7.25%

Rate Change
Traffic (toll)

Autos	-10.50%
Trucks	-11.46%
Revenue	14.35%
Autos	-10.41%
Trucks	-17.34%
	14.39%



Delaware River Joint Toll Bridge Commission Toll Supported Bridge - Westbound Traffic Counts February 2025

Bridge	Westbound Volume					
	February 2025	February 2024	% Change	YTD 2025	YTD 2024	% Change
Lower Trenton	391,782	429,680	-8.8%	812,481	855,296	-5.0%
Calhoun Street ¹	278,995	273,464	2.0%	572,349	539,532	6.1%
Washington Crossing	107,136	112,303	-4.6%	225,403	221,378	1.8%
New Hope-Lambertville ²	115,987	182,120	-36.3%	192,786	357,030	-46.0%
Centre Bridge- Stockton	65,198	64,214	1.5%	141,903	125,488	13.1%
Uhlerstown-Frenchtown ³	36,621	84,205	-56.5%	101,445	167,402	-39.4%
Upper Black Eddy-Milford ^{3,4}	48,148	39,156	23.0%	88,538	77,795	13.8%
Riegelsville	37,952	40,396	-6.1%	79,029	79,686	-0.8%
Northampton Street	335,170	344,763	-2.8%	698,707	691,110	1.1%
Riverton-Belvidere ⁵	58,650	40,890	43.4%	123,662	80,787	53.1%
Total	1,475,639	1,611,191	-8.4%	3,036,303	3,195,504	-5.0%

NOTES:

1. In 2024, traffic counter was recalibrated several times to get better readings. Construction by NJDOT on US Route 29 in New Jersey had lane closures into December 2024, which may have affected counts. Traffic counts will continue to be monitored monthly.

2. On February 14, 2025, eastbound traffic detour was removed and the bridge was reopened to two-way traffic. Daily flagging of alternating traffic will continue to occur under Contract No. TS-694A NH-L TSB Rehabilitation through March 2025. During project TS-694A NH-L TSB Rehabilitation, traffic counter was reconfigured to count WB traffic only in October 2024. Traffic counter to be reconfigured to account for WB & EB traffic in early March 2025. EB traffic counts starting on February 14, 2025 were interpolated using a 61%/39% directional split percentage ratio based on February 2023 volumes.

3. On February 20, 2025, westbound (PA bound) traffic detoured under Contract No. TS-642A U-F TSB Rehabilitation. Detour expected to remain in place until November 2025. Westbound traffic is detoured over the Upper Black Eddy-Milford TSB. Traffic counter to be reconfigured to one way counts in the eastbound direction in early March 2025. Traffic counter to be relocated to a new pole as part of project TS-642A U-F TSB Rehabilitation.

4. Total traffic volume appears to be correct. However, based on the geometry on the bridge, the location of the traffic sensor, and the driving habits of motorists, we will continue to monitor the Eastbound/Westbound directional percentage split.

5. February 2025 directional split counts are accurate. February 2024 though September 2024 counts were directionally mislabeled. The counter was relocated in May 2024. This error was discovered in September 2024 and has since been corrected. Total monthly traffic (EB + WB) remains consistent.

**On February 6, 2025 there was a slight decrease in morning traffic across all bridges due to severe winter weather. Power outages were reported but there was not loss of recorded traffic counts.*

**February 2025 volumes may appear lower as there were 28 days in the month compared to February 2024 (Leap Year) with 29 days in the month.*

**Due to the narrowness of many of the toll-supported bridges, some vehicles drive over the centerline when there is no oncoming traffic, causing directional misclassification.*

**With the upgrade of the traffic counting sensors in 2023, there have been some significant drops in traffic counts at some locations. Commission Staff has been in communication with the vendor, Signal Service, and is working to adjust and verify the new sensors are reporting as accurate as possible. In doing so, we have identified the previous counters may have been inaccurate at times at some of the locations. This could be caused by a number of factors including being out of calibration, double counting due to microwave reflections and/or driver behavior (i.e. straddling the lane line when no opposing traffic is coming) and also the geometry at those specific sites. Signal Service has been to the sites and verified counts and the newer sensors are within a margin of error of 5-7%. Sites where our counts are 10-15% lower than previous years are believed to be as a result of more accurate counts. Sites with counts greater than 15% differences from last year are being examined, will be visited and recalibrated, or counter hardware will be physically moved to see if we can achieve better results. Once Signal Service and the Commission Staff agree the counts are accurate, they will serve as a new baseline for our traffic counts. Going forward, Signal Service will perform routine recalibrations and documented verification counts quarterly at the sites to assure the Commission that the counters are recording traffic accurately.*



Delaware River Joint Toll Bridge Commission Toll-Supported Bridge Traffic Counts February 2025

Bridge	Eastbound				Westbound				Total Volume	
	February 2025		February 2024		February 2025		February 2024		February 2025	February 2024
	Volume	% of Total	Volume	% of Total	Volume	% of Total	Volume	% of Total		
Lower Trenton	72,391	15.6%	74,970	14.9%	391,782	84.4%	429,680	85.1%	464,173	504,650
Calhoun Street ¹	191,690	40.7%	125,383	31.4%	278,995	59.3%	273,464	68.6%	470,685	398,847
Washington Crossing	57,767	35.0%	63,324	36.1%	107,136	65.0%	112,303	63.9%	164,903	175,627
New Hope-Lambertville ²	43,445	27.2%	-	0.0%	115,987	72.8%	182,120	100.0%	159,432	182,120
Centre Bridge- Stockton	48,039	42.4%	50,580	44.1%	65,198	57.6%	64,214	55.9%	113,237	114,794
Uhlerstown-Frenchtown ³	38,545	51.3%	33,041	28.2%	36,621	48.7%	84,205	71.8%	75,166	117,247
Upper Black Eddy-Milford ^{3,4}	49,246	50.6%	49,312	55.7%	48,148	49.4%	39,156	44.3%	97,394	88,468
Riegelsville	31,622	45.5%	34,303	45.9%	37,952	54.5%	40,396	54.1%	69,574	74,699
Northampton Street	143,417	30.0%	151,622	30.5%	335,170	70.0%	344,763	69.5%	478,587	496,385
Riverton-Belvidere ⁵	42,455	42.0%	61,382	60.0%	58,650	58.0%	40,890	40.0%	101,105	102,272
Total	718,617	32.7%	643,917	28.6%	1,475,639	67.3%	1,611,191	71.4%	2,194,256	2,255,109

NOTES:

1. In 2024, traffic counter was recalibrated several times to get better readings. Construction by NJDOT on US Route 29 in New Jersey had lane closures into December 2024, which may have affected counts. Traffic counts will continue to be monitored monthly.

2. On February 14, 2025, eastbound traffic detour was removed and the bridge was reopened to two-way traffic. Daily flagging of alternating traffic will continue to occur under Contract No. TS-694A NH-L TSB Rehabilitation through March 2025. During project TS-694A NH-L TSB Rehabilitation, traffic counter was reconfigured to count WB traffic only in October 2024. Traffic counter to be reconfigured to account for WB & EB traffic in early March 2025. EB traffic counts starting on February 14, 2025 were interpolated using a 61%/39% directional split percentage ratio based on February 2023 volumes.

3. On February 20, 2025, westbound (PA bound) traffic detoured under Contract No. TS-642A U-F TSB Rehabilitation. Detour expected to remain in place until November 2025. Westbound traffic is detoured over the Upper Black Eddy-Milford TSB. Traffic counter to be reconfigured to one way counts in the eastbound direction in early March 2025. Traffic counter to be relocated to a new pole as part of project TS-642A U-F TSB Rehabilitation.

4. Total traffic volume appears to be correct. However, based on the geometry on the bridge, the location of the traffic sensor, and the driving habits of motorists, we will continue to monitor the Eastbound/Westbound directional percentage split.

5. February 2025 directional split counts are accurate. February 2024 though September 2024 counts were directionally mislabeled. The counter was relocated in May 2024. This error was discovered in September 2024 and has since been corrected. Total monthly traffic (EB + WB) remains consistent.

**On February 6, 2025 there was a slight decrease in morning traffic across all toll-supported bridges due to severe winter weather. Power outages were reported but there was no loss of recorded traffic counts.*

**February 2025 volumes may appear lower as there were 28 days in the month compared to February 2024 (Leap Year) with 29 days in the month.*

**Due to the narrowness of many of the toll-supported bridges, some vehicles drive over the centerline when there is no oncoming traffic, causing directional misclassification.*

**With the upgrade of the traffic counting sensors in 2023, there have been some significant drops in traffic counts at some locations. Commission Staff has been in communication with the vendor, Signal Service, and is working to adjust and verify the new sensors are reporting as accurate as possible. In doing so, we have identified the previous counters may have been inaccurate at times at some of the locations. This could be caused by a number of factors including being out of calibration, double counting due to microwave reflections and/or driver behavior (i.e. straddling the lane line when no opposing traffic is coming) and also the geometry at those specific sites. Signal Service has been to the sites and verified counts and the newer sensors are within a margin of error of 5-7%. Sites where our counts are 10-15% lower than previous years are believed to be as a result of more accurate counts. Sites with counts greater than 15% differences from last year are being examined, will be visited and recalibrated, or counter hardware will be physically moved to see if we can achieve better results. Once Signal Service and the Commission Staff agree the counts are accurate, they will serve as a new baseline for our traffic counts. Going forward, Signal Service will perform routine recalibrations and documented verification counts quarterly at the sites to assure the Commission that the counters are recording traffic accurately.*



Delaware River Joint Toll Bridge Commission Toll Supported Bridge - Two Way Traffic Counts February 2025

Bridge	Total Volume					
	February 2025	February 2024	% Change	YTD 2025	YTD 2024	% Change
Lower Trenton	464,173	504,650	-8.0%	959,336	1,005,367	-4.6%
Calhoun Street ¹	470,685	398,847	18.0%	967,614	806,818	19.9%
Washington Crossing	164,903	175,627	-6.1%	341,691	336,779	1.5%
New Hope-Lambertville ²	159,432	182,120	-12.5%	236,231	478,043	-50.6%
Centre Bridge- Stockton	113,237	114,794	-1.4%	243,179	220,618	10.2%
Uhlertown-Frenchtown ³	75,166	117,247	-35.9%	189,115	239,562	-21.1%
Upper Black Eddy-Milford ^{3,4}	97,394	88,468	10.1%	187,143	174,883	7.0%
Riegelsville	69,574	74,699	-6.9%	144,683	147,723	-2.1%
Northampton Street	478,587	496,385	-3.6%	998,525	990,999	0.8%
Riverton-Belvidere ⁵	101,105	102,272	-1.1%	212,022	200,981	5.5%
Total	2,194,256	2,255,109	-2.7%	4,479,539	4,601,773	-2.7%

NOTES:

1. In 2024, traffic counter was recalibrated several times to get better readings. Construction by NJDOT on US Route 29 in New Jersey had lane closures into December 2024, which may have affected counts. Traffic counts will continue to be monitored monthly.

2. On February 14, 2025, eastbound traffic detour was removed and the bridge was reopened to two-way traffic. Daily flagging of alternating traffic will continue to occur under Contract No. TS-694A NH-L TSB Rehabilitation through March 2025. During project TS-694A NH-L TSB Rehabilitation, traffic counter was reconfigured to count WB traffic only in October 2024. Traffic counter to be reconfigured to account for WB & EB traffic in early March 2025. EB traffic counts starting on February 14, 2025 were interpolated using a 61%/39% directional split percentage ratio based on February 2023 volumes.

3. On February 20, 2025, westbound (PA bound) traffic detoured under Contract No. TS-642A U-F TSB Rehabilitation. Detour expected to remain in place until November 2025. Westbound traffic is detoured over the Upper Black Eddy-Milford TSB. Traffic counter to be reconfigured to one way counts in the eastbound direction in early March 2025. Traffic counter to be relocated to a new pole as part of project TS-642A U-F TSB Rehabilitation.

4. Total traffic volume appears to be correct. However, based on the geometry on the bridge, the location of the traffic sensor, and the driving habits of motorists, we will continue to monitor the Eastbound/Westbound directional percentage split.

5. February 2025 directional split counts are accurate. February 2024 though September 2024 counts were directionally mislabeled. The counter was relocated in May 2024. This error was discovered in September 2024 and has since been corrected. Total monthly traffic (EB + WB) remains consistent.

**On February 6, 2025 there was a slight decrease in morning traffic across all bridges due to severe winter weather. Power outages were reported but there was not loss of recorded traffic counts.*

**February 2025 volumes may appear lower as there were 28 days in the month compared to February 2024 (Leap Year) with 29 days in the month.*

**Due to the narrowness of many of the toll-supported bridges, some vehicles drive over the centerline when there is no oncoming traffic, causing directional misclassification.*

**With the upgrade of the traffic counting sensors in 2023, there have been some significant drops in traffic counts at some locations. Commission Staff has been in communication with the vendor, Signal Service, and is working to adjust and verify the new sensors are reporting as accurate as possible. In doing so, we have identified the previous counters may have been inaccurate at times at some of the locations. This could be caused by a number of factors including being out of calibration, double counting due to microwave reflections and/or driver behavior (i.e. straddling the lane line when no opposing traffic is coming) and also the geometry at those specific sites. Signal Service has been to the sites and verified counts and the newer sensors are within a margin of error of 5-7%. Sites where our counts are 10-15% lower than previous years are believed to be as a result of more accurate counts. Sites with counts greater than 15% differences from last year are being examined, will be visited and recalibrated, or counter hardware will be physically moved to see if we can achieve better results. Once Signal Service and the Commission Staff agree the counts are accurate, they will serve as a new baseline for our traffic counts. Going forward, Signal Service will perform routine recalibrations and documented verification counts quarterly at the sites to assure the Commission that the counters are recording traffic accurately.*



Delaware River Joint Toll Bridge Commission

Toll Bridge - Two Way Traffic Counts

February 2025

Bridge	Total Volume (all classes)					
	February 2025	February 2024	% Change	YTD 2025	YTD 2024	% Change
Trenton-Morrisville ¹	1,363,509	1,438,682	-5.2%	2,822,785	2,853,630	-1.1%
Scudder Falls	1,214,135	1,243,795	-2.4%	2,495,424	2,468,480	1.1%
New Hope-Lambertville ²	304,473	368,022	-17.3%	692,643	655,387	5.7%
Interstate 78 ³	1,597,332	1,685,484	-5.2%	3,324,779	3,353,709	-0.9%
Easton - Phillipsburg	881,367	920,299	-4.2%	1,823,088	1,849,094	-1.4%
Portland-Columbia ⁴	162,265	202,034	-19.7%	346,637	410,187	-15.5%
Delaware Water Gap ⁴	1,218,274	1,415,746	-13.9%	2,626,119	2,814,586	-6.7%
Milford - Montague	155,044	171,712	-9.7%	324,960	341,385	-4.8%
Total	6,896,399	7,445,774	-7.4%	14,456,435	14,746,458	-2.0%

NOTES:

1. Construction for Contract T-746A Trenton-Morrisville TB Roadway Paving & Deck Sealing Improvements began on July 25, 2024, with daily lane closings between 7AM and 3PM. Substantial Completion was reached on October 31, 2024. Periodic lane closures continued into February 2025.

2. On January 30, 2024, eastbound traffic detour set in in place due to construction under Contract No. TS-694A NH-L TSB Rehabilitation. On February 17, 2025, NH-L TSB eastbound traffic detour was removed and the bridge was reopened to two-way traffic. Daily flagging of alternating traffic to continue to occur under Contract No. TS-694A NH-L TSB Rehabilitation through March 2025.

3. Construction for Contract T-766A I-78 NJ Roadway Rehabilitation and Power & Communication Infrastructure Improvements began on April 15, 2024. Work continues into 2025 and includes daily lane closures.

4. On December 6, 2022, a portion of Route 611 North of Portland was closed indefinitely after a rockfall occurred in Delaware Water Gap Borough. On November 9, 2024, this portion of Route 611 was re-opened to traffic in a long-term temporary configuration of one lane, alternating via traffic signals. It will remain in this configuration until a permanent solution is decided on in the future.

**February 2025 volumes may appear lower as there were 28 days in the month compared to February 2024 (Leap Year) with 29 days in the month.*

DELAWARE RIVER JOINT TOLL BRIDGE COMMISSION

Meeting of March 31st, 2025

STATISTICAL SUMMARY OF EXPENDITURES

There follow reports entitled **“Budget vs Actual”** covering the month of February 2025 relative to Toll Bridges, Toll Supported Bridges and Administration Departments.

Total operating expenses plus encumbrance totaled \$8,277,995 for the month of February. For the 2025 fiscal period, total expenses plus encumbrances amounted to \$14,963,268 which represents 78,43% of 2025 year-to-date operating budget.

There were no unusual expenses during the month.

Delaware River Joint Toll Bridge Commission
Budget vs Actual
For the Two Months Ending February 28, 2025

TOTAL COMMISSION

	Annual Budget 2025	YTD Budget 2025	Expended For The Month	Expended Year To Date	Encumbered	Remaining Annual Budget
Regular Employee Salaries	\$27,451,626	4,274,136	\$1,961,051	\$4,066,031	\$0	\$23,385,595
Part-Time Employee Wages	579,342	179,892	0	56,675	0	522,667
Overtime Wages	2,906,037	484,349	440,250	462,221	0	2,443,815
Pension Contributions	10,156,666	1,562,501	711,663	1,371,022	0	8,785,643
FICA Contributions	2,450,831	377,036	192,381	368,612	0	2,082,219
Regular Employee Healthcare Benefits	14,780,447	2,460,759	1,106,360	1,813,882	0	12,966,565
Life Insurance Benefits	307,480	51,248	23,961	48,179	0	259,301
Unemployment Compensation Benefits	287,000	71,750	376	376	0	286,624
Utility Expense	1,145,839	349,339	83,523	134,011	127,895	883,934
Office Expense	386,786	105,120	18,363	22,560	63,854	300,371
Telecommunication Expense	1,700,709	304,671	124,315	218,003	47,831	1,434,875
Information Technology Expense	1,325,444	654,242	85,292	132,470	201,254	991,719
Professional Development/Meetings	783,669	274,302	45,405	46,654	142,316	594,699
Vehicle Maintenance Expense and Fuel	767,417	455,836	1,262	7,693	349,239	410,485
Operations Maintenance Expense	2,325,774	1,035,265	28,929	8,345	760,910	1,556,519
ESS Operating Maintenance Expense	1,500,000	250,005	92,935	137,320	12,773	1,349,907
Commission Expense	26,448	4,408	1,605	2,407	0	24,041
Toll Collection Expense	13,755	13,126	497	5,605	0	8,150
Uniform Expense	329,606	56,248	11,313	11,859	11,488	306,258
Business Insurance	6,390,459	1,027,597	342,410	834,192	0	5,556,267
Licenses & Inspections Expense	26,593	4,432	1,126	2,252	0	24,341
Advertising	66,458	7,743	1,183	1,814	0	64,645
Professional Services	4,212,012	749,415	114,209	161,111	9,167	4,041,734
State Police Bridge Security	8,058,398	1,343,093	597,367	1,213,266	0	6,845,132
ETC Equip/Traffic Counter Maint	1,500,000	252,353	104,338	206,174	7,506	1,286,320
General Contingency	500,000	83,345	0	0	0	500,000
ETC Operating Expense	15,879,666	2,646,664	854,267	1,896,300	0	13,983,365
Total	\$105,858,461	\$19,078,874	\$6,944,379	\$13,229,035	\$1,734,233	\$90,895,192

Delaware River Joint Toll Bridge Commission
Budget vs Actual
For the Two Months Ending February 28, 2025

ADMINISTRATION*

	Annual Budget 2025	YTD Budget 2025	Expended For The Month	Expended Year To Date	Encumbered	Remaining Annual Budget
OPERATING EXPENSE						
Regular Employee Salaries	\$6,736,631	1,039,023	\$495,863	\$1,002,256	\$0	\$5,734,375
Part-Time Employee Wages	472,000	78,668	0	0	0	472,000
Overtime Wages	10,101	1,684	13,377	13,377	0	(3,276)
Pension Contributions	2,158,834	332,115	153,722	297,601	0	1,861,233
FICA Contributions	521,633	80,248	39,479	78,260	0	443,373
Regular Employee Healthcare Benefits	2,854,332	475,235	192,238	312,613	0	2,541,718
Life Insurance Benefits	72,521	12,087	5,737	11,107	0	61,414
Unemployment Compensation Benefits	287,000	71,750	376	376	0	286,624
Utility Expense	148,700	33,373	28,982	35,345	0	113,355
Office Expense	262,925	83,822	16,553	20,298	44,880	197,748
Telecommunication Expense	166,319	28,453	10,965	18,071	0	148,248
Information Technology Expense	1,306,000	651,001	85,292	132,470	201,254	972,275
Professional Development/Meetings	637,707	251,287	43,625	44,873	142,316	450,518
Vehicle Maintenance Expense and Fuel	52,334	43,082	0	749	34,450	17,136
Operations Maintenance Expense	206,750	43,788	(1,456)	(90)	7,840	199,000
Commission Expense	26,448	4,408	1,605	2,407	0	24,041
Uniform Expense	10,747	1,791	586	586	0	10,162
Business Insurance	519,404	49,068	(122,638)	(97,889)	0	617,293
Licenses & Inspections Expense	500	83	0	104	0	396
Advertising	66,458	7,743	1,183	1,814	0	64,645
Professional Services	1,527,012	301,906	129,620	161,111	9,167	1,356,734
General Contingency	500,000	83,345	0	0	0	500,000
ETC Operating Expense	0	0	975,491	975,491	0	(975,491)
OPERATING EXPENSE SUBTOTAL	\$18,544,359	\$3,673,960	\$2,070,598	\$3,010,930	\$439,907	\$15,093,522
ADM OPS ALLOCATION						
TES Allocation			(113,412)	(210,800)		
ADM OPS ALLOCATION SUBTOTAL			(\$113,412)	(\$210,800)		
			\$0	\$0		
TOTAL EXPENSES			\$1,957,186	\$2,800,130		

* Includes Executive, Human Resources, Accounting, EZPass, Purchasing, Information Technology, Community Affairs, Contract/Compliance, and Training & Employee Safety.

Delaware River Joint Toll Bridge Commission
Budget vs Actual
For the Two Months Ending February 28, 2025

ADMINISTRATION - OPERATIONS*

	Annual Budget 2025	YTD Budget 2025	Expended For The Month	Expended Year To Date	Encumbered	Remaining Annual Budget
OPERATING EXPENSE						
Regular Employee Salaries	\$4,340,041	658,064	\$364,316	\$679,478	\$0	\$3,660,564
Overtime Wages	348,552	58,093	29,868	35,115	0	313,438
Pension Contributions	1,971,067	303,229	158,299	307,875	0	1,663,192
FICA Contributions	473,427	72,832	38,865	73,148	0	400,280
Regular Employee Healthcare Benefits	2,334,846	388,716	159,134	276,567	0	2,058,279
Life Insurance Benefits	60,944	10,157	5,029	9,918	0	51,025
Utility Expense	118,800	26,469	2,331	(1,011)	0	119,811
Office Expense	52,924	8,821	1,669	2,015	3,851	47,058
Telecommunication Expense	174,703	34,332	9,759	13,571	0	161,132
Professional Development/Meetings	110,451	17,096	1,780	1,780	0	108,671
Vehicle Maintenance Expense and Fuel	125,000	70,834	(7,506)	(5,849)	62,240	68,609
Operations Maintenance Expense	463,395	362,283	(3,364)	(2,083)	337,468	128,010
ESS Operating Maintenance Expense	1,500,000	250,005	92,935	137,320	12,773	1,349,907
Uniform Expense	62,630	11,751	278	781	0	61,849
Business Insurance	343,071	57,180	27,413	54,826	0	288,245
Licenses & Inspections Expense	3,015	502	143	350	0	2,665
Professional Services	2,685,000	447,509	(15,411)	0	0	2,685,000
OPERATING EXPENSE SUBTOTAL	\$15,167,867	\$2,777,873	\$865,540	\$1,583,801	\$416,331	\$13,167,735
ADM OPS ALLOCATION						
TES Allocation			19,734	36,680		
Toll Operation Allocation			(88,662)	(162,106)		
Bridge Maint Allocation			(228,190)	(438,145)		
PSBS Allocation			(472,168)	(836,646)		
ADM OPS ALLOCATION SUBTOTAL			(\$769,287)	(\$1,400,218)		
TOTAL EXPENSES			\$96,253	\$183,583		

* Includes Engineering, Maintenance/Toll Operation, Southern Region Maintenance Center, Public Safety and Bridge Security.

Delaware River Joint Toll Bridge Commission
Budget vs Actual
For the Two Months Ending February 28, 2025

SOUTHERN REGION TOLL BRIDGE

	Annual Budget 2025	YTD Budget 2025	Expended For The Month	Expended Year To Date	Encumbered	Remaining Annual Budget
OPERATING EXPENSE						
Regular Employee Salaries	\$3,401,761	535,590	\$216,962	\$488,645	\$0	\$2,913,116
Part-Time Employee Wages	30,000	30,000	0	20,946	0	9,054
Overtime Wages	605,461	100,912	96,765	99,051	0	506,410
Pension Contributions	1,276,300	196,346	86,009	166,148	0	1,110,152
FICA Contributions	308,848	47,513	23,854	46,256	0	262,592
Regular Employee Healthcare Benefits	1,881,896	313,308	155,076	249,361	0	1,632,535
Life Insurance Benefits	37,136	6,190	2,800	5,718	0	31,418
Utility Expense	287,505	71,109	13,629	31,504	33,000	223,001
Office Expense	25,305	4,218	0	106	5,307	19,892
Telecommunication Expense	221,119	42,238	26,756	35,237	0	185,882
Information Technology Expense	8,679	1,446	0	0	0	8,679
Professional Development/Meetings	6,993	1,165	0	0	0	6,993
Vehicle Maintenance Expense and Fuel	242,458	136,049	(18,485)	(15,862)	85,221	173,100
Operations Maintenance Expense	453,511	151,420	7,321	10,752	19,109	423,650
Toll Collection Expense	4,279	4,130	130	1,662	0	2,617
Uniform Expense	82,555	13,759	7,670	7,670	6,639	68,246
Business Insurance	2,213,818	368,977	173,130	348,246	0	1,865,572
Licenses & Inspections Expense	5,015	836	140	370	0	4,645
State Police Bridge Security	2,485,813	414,310	184,288	374,293	0	2,111,520
ETC Equipment/Traffic Counter Maint	523,333	87,615	36,198	76,790	1,251	445,292
ETC Operating Expense	6,314,931	1,052,509	(48,620)	365,791	0	5,949,140
OPERATING EXPENSE SUBTOTAL	\$20,416,716	\$3,579,641	\$963,625	\$2,312,684	\$150,526	\$17,953,505
ADM OPS ALLOCATION						
TES Allocation			26,569	49,383		
Toll Operation Allocation			32,938	60,223		
Bridge Maint Allocation			117,988	226,053		
PSBS Allocation			136,687	242,685		
ADM OPS ALLOCATION SUBTOTAL			\$314,181	\$578,344		
TOTAL EXPENSES			\$1,277,806	\$2,891,028		

Delaware River Joint Toll Bridge Commission
Budget vs Actual
For the Two Months Ending February 28, 2025

CENTRAL REGION TOLL BRIDGE

	Annual Budget 2025	YTD Budget 2025	Expended For The Month	Expended Year To Date	Encumbered	Remaining Annual Budget
OPERATING EXPENSE						
Regular Employee Salaries	\$3,348,733	532,282	\$232,763	\$500,990	\$0	\$2,847,744
Part-Time Employee Wages	30,000	30,000	0	20,553	0	9,447
Overtime Wages	329,512	54,920	72,097	75,278	0	254,234
Pension Contributions	1,171,521	180,227	83,331	165,781	0	1,005,740
FICA Contributions	283,681	43,641	23,257	45,468	0	238,213
Regular Employee Healthcare Benefits	1,821,254	303,215	156,415	246,977	0	1,574,276
Life Insurance Benefits	35,094	5,849	2,589	5,763	0	29,331
Utility Expense	314,746	133,910	27,408	38,052	66,195	210,499
Office Expense	12,178	2,684	141	141	5,039	6,998
Telecommunication Expense	478,370	84,047	30,162	59,474	46,631	372,266
Information Technology Expense	4,503	751	0	0	0	4,503
Professional Development/Meetings	14,498	2,416	0	0	0	14,498
Vehicle Maintenance Expense and Fuel	176,882	116,819	9,802	10,720	105,622	60,540
Operations Maintenance Expense	522,377	226,740	(1,871)	(30,015)	275,005	277,387
Toll Collection Expense	6,981	6,747	216	2,937	0	4,043
Uniform Expense	57,627	9,605	1,288	1,332	4,850	51,445
Business Insurance	1,254,985	209,168	100,385	200,770	0	1,054,215
Licenses & Inspections Expense	4,247	708	181	388	0	3,859
State Police Bridge Security	2,185,638	364,280	162,006	329,038	0	1,856,600
ETC Equipment/Traffic Counter Maint	442,222	73,966	30,554	66,054	834	375,334
ETC Operating Expense	5,322,980	887,181	(46,395)	303,830	0	5,019,150
OPERATING EXPENSE SUBTOTAL	\$17,818,028	\$3,269,155	\$884,328	\$2,043,531	\$504,174	\$15,270,323
ADM OPS ALLOCATION						
TES Allocation			23,200	43,121		
Toll Operation Allocation			28,762	52,587		
Bridge Maint Allocation			25,200	48,675		
PSBS Allocation			106,315	186,611		
ADM OPS ALLOCATION SUBTOTAL			\$183,477	\$330,995		
TOTAL EXPENSES			\$1,067,805	\$2,374,526		

Delaware River Joint Toll Bridge Commission
Budget vs Actual
For the Two Months Ending February 28, 2025

NORTHERN REGION TOLL BRIDGE

	Annual Budget 2025	YTD Budget 2025	Expended For The Month	Expended Year To Date	Encumbered	Remaining Annual Budget
OPERATING EXPENSE						
Regular Employee Salaries	\$3,682,349	576,388	\$255,651	\$551,788	\$0	\$3,130,561
Part-Time Employee Wages	40,000	40,000	0	15,176	0	24,824
Overtime Wages	460,480	76,748	90,958	96,468	0	364,012
Pension Contributions	1,319,491	202,990	99,765	193,690	0	1,125,801
FICA Contributions	319,986	49,227	26,417	50,534	0	269,453
Regular Employee Healthcare Benefits	2,079,641	346,231	171,084	272,508	0	1,807,133
Life Insurance Benefits	39,040	6,507	2,887	6,040	0	33,000
Utility Expense	176,769	66,004	6,852	18,753	28,700	129,316
Office Expense	11,718	1,953	0	0	4,778	6,940
Telecommunication Expense	386,067	69,002	25,970	51,176	1,200	333,690
Information Technology Expense	6,262	1,044	0	0	0	6,262
Professional Development/Meetings	8,747	1,458	0	0	0	8,747
Vehicle Maintenance Expense and Fuel	155,167	85,015	19,034	19,519	61,522	74,125
Operations Maintenance Expense	528,954	213,408	27,917	29,134	108,835	390,985
Toll Collection Expense	2,495	2,249	151	1,006	0	1,489
Uniform Expense	66,069	11,012	350	350	0	65,719
Business Insurance	1,158,115	193,023	92,586	185,173	0	972,943
Licenses & Inspections Expense	4,420	737	376	650	0	3,770
State Police Bridge Security	1,497,868	249,650	111,050	225,546	0	1,272,322
ETC Equipment/Traffic Counter Maint	523,333	87,615	36,196	61,940	1,251	460,142
ETC Operating Expense	4,241,755	706,973	(26,209)	251,189	0	3,990,566
OPERATING EXPENSE SUBTOTAL	\$16,708,727	\$2,987,234	\$941,036	\$2,030,640	\$206,286	\$14,471,801
ADM OPS ALLOCATION						
TES Allocation			21,728	40,386		
Toll Operation Allocation			26,962	49,297		
Bridge Maint Allocation			23,682	45,743		
PSBS Allocation			99,695	174,991		
ADM OPS ALLOCATION SUBTOTAL			\$172,067	\$310,416		
TOTAL EXPENSES			\$1,113,103	\$2,341,056		

Delaware River Joint Toll Bridge Commission
Budget vs Actual
For the Two Months Ending February 28, 2025

SOUTHERN DIVISION TOLL SUPPORTED BRIDGES

	Annual Budget 2025	YTD Budget 2025	Expended For The Month	Expended Year To Date	Encumbered	Remaining Annual Budget
OPERATING EXPENSE						
Regular Employee Salaries	\$2,765,453	434,094	\$152,645	\$361,929	\$0	\$2,403,524
Part-Time Employee Wages	3,671	612	0	0	0	3,671
Overtime Wages	552,172	92,031	98,606	102,953	0	449,219
Pension Contributions	1,056,664	162,557	57,262	104,856	0	951,807
FICA Contributions	254,079	39,088	19,098	35,333	0	218,746
Regular Employee Healthcare Benefits	1,875,532	312,248	135,364	226,238	0	1,649,294
Life Insurance Benefits	29,178	4,863	2,265	4,397	0	24,781
Utility Expense	56,857	10,876	1,418	5,635	0	51,223
Office Expense	11,500	1,917	0	0	0	11,500
Telecommunication Expense	72,349	12,058	5,409	10,562	0	61,787
Professional Development/Meetings	3,025	504	0	0	0	3,025
Vehicle Maintenance Expense and Fuel	8,384	2,838	(1,584)	(1,584)	185	9,783
Operations Maintenance Expense	88,298	18,017	28	293	9,123	78,882
Uniform Expense	25,072	4,179	578	578	0	24,494
Business Insurance	537,056	89,511	42,548	85,096	0	451,960
Licenses & Inspections Expense	5,370	895	0	104	0	5,266
State Police Bridge Security	1,149,840	191,644	85,184	173,012	0	976,828
ETC Equipment/Traffic Counter Maint	5,556	1,578	695	695	2,085	2,776
OPERATING EXPENSE SUBTOTAL	\$8,500,056	\$1,379,508	\$599,515	\$1,110,096	\$11,393	\$7,378,567
ADM OPS AIIOCATION						
TES Allocation			11,057	20,551		
Bridge Maint Allocation			49,153	94,173		
PSBS Allocation			64,351	115,487		
ADM OPS AIIOCATION SUBTOTAL			\$124,560	\$230,211		
TOTAL EXPENSES			\$724,076	\$1,340,307		

Delaware River Joint Toll Bridge Commission
Budget vs Actual
For the Two Months Ending February 28, 2025

NORTHERN DIVISION TOLL SUPPORTED BRIDGES

	Annual Budget 2025	YTD Budget 2025	Expended For The Month	Expended Year To Date	Encumbered	Remaining Annual Budget
OPERATING EXPENSE						
Regular Employee Salaries	\$3,117,257	489,558	\$242,850	\$480,945	\$0	\$2,636,312
Part-Time Employee Wages	3,671	612	0	0	0	3,671
Overtime Wages	599,758	99,962	38,580	39,981	0	559,777
Pension Contributions	1,183,869	182,126	73,275	135,070	0	1,048,799
FICA Contributions	284,633	43,788	21,411	39,614	0	245,019
Regular Employee Healthcare Benefits	1,913,808	318,620	137,049	229,617	0	1,684,191
Life Insurance Benefits	32,949	5,492	2,654	5,236	0	27,713
Utility Expense	42,463	7,598	2,903	5,733	0	36,730
Office Expense	10,235	1,706	0	0	0	10,235
Telecommunication Expense	201,782	34,541	15,294	29,911	0	171,871
Professional Development/Meetings	2,247	375	0	0	0	2,247
Vehicle Maintenance Expense and Fuel	7,191	1,199	0	0	0	7,191
Operations Maintenance Expense	62,489	19,611	354	354	3,530	58,605
Uniform Expense	24,906	4,151	563	563	0	24,343
Business Insurance	364,010	60,670	28,985	57,970	0	306,040
Licenses & Inspections Expense	4,025	671	286	286	0	3,739
State Police Bridge Security	739,239	123,209	54,838	111,378	0	627,861
ETC Equipment/Traffic Counter Maint	5,556	1,578	695	695	2,085	2,776
OPERATING EXPENSE SUBTOTAL	\$8,600,088	\$1,395,466	\$619,737	\$1,137,353	\$5,615	\$7,457,121
ADM OPS AIIOCATION						
TES Allocation			11,125	20,679		
Bridge Maint Allocation			12,167	23,501		
PSBS Allocation			65,122	116,872		
ADM OPS AIIOCATION SUBTOTAL			\$88,414	\$161,052		
TOTAL EXPENSES			\$708,151	\$1,298,404		

DELAWARE RIVER JOINT TOLL BRIDGE COMMISSION SYSTEM STATEMENT OF REVENUE AND EXPENSES FOR THE TWO MONTHS ENDED FEBRUARY 28, 2025

	Southern Toll Bridges	Central Toll Bridges	Northern Toll Bridges	Toll Bridges Subtotal	Southern Region TSB	Northern Region TSB	TSB Subtotal	Administration Operation	Administration Administrative	ADM Subtotal	TOTAL 2025	TOTAL 2024
TOLL REVENUE												
Net Toll Revenue	7,200,155	14,048,164	7,561,657	28,809,976	-	-	-	-	-	-	28,809,976	29,897,384
EZ/Pass Fee	125,106	261,047	139,523	525,676	-	-	-	-	-	-	525,676	516,875
Net Violation Fee Income	284,912	(16,053)	313,339	582,198	-	-	-	-	-	-	582,198	2,168,052
REVENUE FROM TOLL	\$ 7,610,174	\$ 14,293,157	\$ 8,014,519	\$ 29,917,851	\$ -	\$ -	\$ -	\$ -	\$ -	\$ -	\$ 29,917,851	\$ 32,582,311
OPERATING EXPENSE												
Regular Employee Salaries	488,645	500,990	551,788	1,541,423	361,929	480,945	842,875	679,478	1,002,256	1,681,734	4,066,031	4,227,880
Part-Time Employee Wages	20,946	20,553	15,176	56,675	-	-	-	-	-	-	56,675	157,484
Summer Employee Wages	-	-	-	-	-	-	-	-	-	-	-	-
Overtime Wages	99,051	75,278	96,468	270,797	102,953	39,981	142,934	35,115	13,377	48,491	462,221	18,595
Pension Contributions	166,148	165,781	193,690	525,619	104,856	135,070	239,926	307,875	297,601	605,477	1,371,022	1,365,649
FICA Contributions	46,256	45,468	50,534	142,257	35,333	39,614	74,947	73,148	78,260	151,408	368,612	352,791
Regular Employee Healthcare Benefits	249,361	246,977	272,508	768,846	226,238	229,617	455,855	276,567	312,613	589,180	1,813,882	1,552,298
Life Insurance Benefits	5,718	5,763	6,040	17,521	4,397	5,236	9,632	9,918	11,107	21,025	48,179	47,643
Unemployment Compensation Benefits	-	-	-	-	-	-	-	-	376	376	-	72
Utility Expense	31,504	38,052	18,753	88,309	5,635	5,733	11,367	(1,011)	35,345	34,334	134,011	116,380
Office Expense	106	141	-	247	-	-	-	2,015	20,298	22,313	22,560	50,382
Telecommunication Expense	35,237	59,474	51,176	145,888	10,562	29,911	40,473	13,571	18,071	31,642	218,003	201,879
Information Technology Expense	-	-	-	-	-	-	-	-	132,470	132,470	189,303	189,303
Professional Development/Meetings	-	-	-	-	-	-	-	1,780	44,873	46,654	46,654	69,095
Vehicle Maintenance Expense and Fuel	(15,862)	10,720	19,519	14,377	(1,584)	-	(1,584)	(5,849)	749	(5,100)	7,693	82,363
Operations Maintenance Expense	10,752	(30,015)	29,134	9,871	293	354	647	(2,083)	(90)	(2,173)	8,345	119,177
ESS Operating Maintenance Expense	-	-	-	-	-	-	-	137,320	-	137,320	137,320	133,694
Commission Expense	-	-	-	-	-	-	-	-	2,407	2,407	2,043	-
Toll Collection Expense	1,662	2,937	1,006	5,605	-	-	-	-	-	-	5,605	17,159
Uniform Expense	7,670	1,332	350	9,352	578	563	1,141	781	586	1,367	11,859	9,955
Business Insurance	348,246	200,770	185,173	734,189	85,096	57,970	143,066	54,826	(97,889)	(43,062)	834,192	941,218
Licenses & Inspections Expense	370	388	650	1,408	104	286	390	350	104	454	2,252	2,559
Advertising	-	-	-	-	-	-	-	-	1,814	1,814	1,814	1,044
Professional Services	-	-	-	-	-	-	-	-	161,111	161,111	161,111	139,046
State Police Bridge Security	374,293	329,038	225,546	928,877	173,012	111,378	284,390	-	-	-	1,213,266	1,188,875
ETC Equip/Traffic Counter Maint	76,790	66,054	61,940	204,784	695	695	1,390	-	-	-	206,174	203,164
General Contingency	-	-	-	-	-	-	-	-	-	-	-	-
ETC Operating Expense	365,791	303,830	251,189	920,810	-	-	-	-	975,491	975,491	1,896,300	1,547,486
TOTAL OP, MAINT., & ADM	\$ 2,312,684	\$ 2,043,531	\$ 2,030,640	\$ 6,386,855	\$ 1,110,096	\$ 1,137,353	\$ 2,247,449	\$ 1,583,801	\$ 3,010,930	\$ 4,594,731	\$ 13,229,035	\$ 12,737,235
ADM OPS ALOCATION												
TES Allocation	49,383	43,121	40,386	132,891	20,551	20,679	41,230	36,680	(210,800)	(174,120)	-	-
Toll Ops Allocation	60,223	52,587	49,297	162,106	-	-	-	(162,106)	-	(162,106)	-	-
Bridge Maint Allocation	226,053	48,675	45,743	320,471	94,173	23,501	117,674	(438,145)	-	(438,145)	-	-
Maint/Toll Allocation	-	-	-	-	-	-	-	-	-	-	-	-
PSBS Allocation	242,685	186,611	174,991	604,287	115,487	116,872	232,359	(836,646)	-	(836,646)	-	-
TOTAL ADM OPS ALOCATION	\$ 578,344	\$ 330,995	\$ 310,416	\$ 1,219,755	\$ 230,211	\$ 161,052	\$ 391,263	\$ (1,400,218)	\$ (210,800)	\$ (1,611,018)	\$ -	\$ -
OTHER OPERATING INC/EXP												
Other Operating Income	-	1,726	-	1,726	-	-	-	-	264,809	264,809	266,535	237,427
TOTAL OTHER OP INC	\$ -	\$ 1,726	\$ -	\$ 1,726	\$ -	\$ -	\$ -	\$ -	\$ 264,809	\$ 264,809	\$ 266,535	\$ 237,427
NET OPERATING INC	\$ 4,719,147	\$ 11,920,357	\$ 5,673,463	\$ 22,312,967	\$ (1,340,307)	\$ (1,298,404)	\$ (2,638,712)	\$ (183,583)	\$ (2,535,321)	\$ (2,718,904)	\$ 16,953,350	\$ 20,082,503
NON-OPERATING REV/EXP												
Interest Revenue & Unrealized Gain/Loss	-	-	-	-	-	-	-	-	-	-	2,930,733	1,883,530
Other Non-Operating Revenue	-	-	-	-	-	-	-	-	-	-	-	-
Interest Expense	-	-	-	-	-	-	-	-	-	-	(4,260,572)	(4,346,004)
Depreciation Expense	-	-	-	-	-	-	-	-	-	-	-	-
TOTAL NON-OPS REV/EXP	\$ -	\$ -	\$ -	\$ -	\$ -	\$ -	\$ -	\$ -	\$ -	\$ -	\$ (1,329,839)	\$ (2,462,474)
CHANGE IN NET ASSETS											\$ 15,625,511	\$ 17,620,029

DELAWARE RIVER JOINT TOLL BRIDGE COMMISSION

Meeting of March 31, 2025

ADMINISTRATION

The following Pages reflect the reports on those items assigned to the Administration Department. Each item is reported separately and page numbered accordingly.

DELAWARE RIVER JOINT TOLL BRIDGE COMMISSION

Meeting March 31, 2025

PURCHASING REPORT INDEX

MONTH OF FEBRUARY 2025

SUBJECT	DESCRIPTION	PAGE NUMBER
Purchasing	Monthly Purchasing Report covering the month of February 2025	1-8

DELAWARE RIVER JOINT TOLL BRIDGE COMMISSION

Meeting of March 31, 2025

MONTHLY PURCHASING REPORT

Month of February 2025

This report itemizes all orders for purchases made for the month of February 2025, showing the divisions chargeable for the expense and the source of authority for issuance of the Purchase Order. This authority is broken into three categories:

- (1) By authority of the Commission
- (2) By authority of the Executive Director or his designate
- (3) By authority of the Director

The purchasing activities for the month of February 2025, culminated in the preparation and placement of 111 purchase orders in the total amount of \$4,800,488.75. There were no quotes sent out for the month of February.

Significant procurements are shown below:

- Five (5) Purchase Orders were issued, in the total amount of \$621,641.60 for roadway salt for various locations;
- Six (6) Purchase Orders were issued, in the total amount of \$490,523.00 for liquid fuels for various locations;
- One (1) Purchase Order was issued, in the total amount of \$452,779.54 for a 2026 Mack Cab with wing plow and upfitting for I-78;
- One (1) Purchase Order was issued, in the total amount of \$412,536.54 for a 2026 Mack Cab with wing plow and upfitting for DWG;
- One (1) Purchase Order was issued, in the total amount of \$350,000.00 for a sweeper for EP.

In addition to the practices employed incidental to purchase of materials, etc., from vendors on a direct basis, the Commission also purchases via direct utilization of the purchasing processes of the State of New Jersey, the Commonwealth of Pennsylvania and other joint purchasing arrangements.

DELAWARE RIVER JOINT TOLL BRIDGE COMMISSION
REPORT OF PURCHASING ACTIVITIES
February 2025

PO Number	Vendor Name	General Description	Req Dept	Contract/Resolution/ Comment	Commission	** BY AUTHORITY OF ** Director of Purchasing	Director
20250029	PITNEY BOWES GLOBAL FINANCIAL SERVICES, LLC	POSTAGE REFILL FOR SCUDDER FALLS	AB SF			2,000.00	
20250030	GRAINGER	PATROL TRUCK SAFETY EQUIPMENT	DWG	OMNIA 16154		847.46	
20250031	PITNEY BOWES GLOBAL FINANCIAL SERVICES, LLC	POSTAGE METER RENTAL - AB@SF	AB SF			820.00	
20250032	RUTGERS UNIVERSITY	EDUCATIONAL AND TRAINING SERVICES	TES			11,250.00	
20250033	HR 4 YOUR SMALL BIZ	EDUCATIONAL AND TRAINING SERVICES	TES			90,000.00	
20250034	FRED PRYOR SEMINARS/CAREERTRACK	EDUCATIONAL AND TRAINING SERVICES	TES			3,600.00	
20250035	HUNTERDON HEALTHCARE	EDUCATIONAL AND TRAINING SERVICES	TES			4,900.00	
20250036	ASPEN AERIALS, INC.	EDUCATIONAL AND TRAINING SERVICES	TES			8,100.00	
20250037	P.D. HUTCHINS GROUP	EDUCATIONAL AND TRAINING SERVICES	TES			12,250.00	
20250038	GRAINGER	SAFETY WEAR (Safety Shoe Program)	TES	OMNIA 16154		4,266.01	
20250039	J. FLETCHER CREAMER & SONS, INC	GUIDE RAIL & ATTENUATOR RPLCMNT SRVC	I78	TTS-783A		37,500.00	
20250040	J. FLETCHER CREAMER & SONS, INC	GUIDE RAIL & ATTENUATOR RPLCMNT SRVC (E-P)	EP	TTS-783A		10,500.00	
20250041	SIGNAL SERVICE INC	LIGHT POLE REPAIR, S/F	SFT	COSTARS 40		7,041.00	
20250042	UNITED RENTALS	TM-BOOM LIFT- UNITED RENTAL	TM			812.32	
20250043	SUBURBAN PROPANE	LIQUID FUELS I-78	I78			146,255.00	
20250044	SUBURBAN PROPANE	LIQUID FUEL-EP	EP			36,958.00	
20250045	MORTON SALT INC.	BULK ROADWAY SALT-EP	EP	NJ-T0213		42,256.75	
20250046	RIVERSIDE CONSTRUCTION MATERIALS, INC.	BULK ROADWAY SALT I-78	I78			125,253.15	
20250047	ALTEC INDUSTRIES	EDUCATIONAL AND TRAINING SERVICES	TES			3,494.00	
20250048	FALL PROOF SYSTEMS	EDUCATIONAL AND TRAINING SERVICES	TES			2,500.00	

DELAWARE RIVER JOINT TOLL BRIDGE COMMISSION
REPORT OF PURCHASING ACTIVITIES
February 2025

PO Number	Vendor Name	General Description	Req Dept	Contract /Resolution/ Comment	** BY AUTHORITY OF **	
					Commission	Director of Purchasing
20250049	KENCOR, LLC	ANNUAL ELEVATOR PM-I78	I78			3,120.00
20250050	KENCOR, LLC	ANNUAL ELEVATOR PM-EP	EP			3,540.00
20250051	MORTON SALT INC.	BULK ROADWAY SALT-PC	PC	NJ T-0213		83,769.00
20250052	ACS SERVICES LLC	HVAC EP BUILDING REPAIR	EP			1,644.70
20250053	SUBURBAN PROPANE	LIQUID FUEL-TM	TM			\$2,010.00
20250054	TRAMMEL TESTINGS, INC.	2025 UNDERGROUND STORAGE TANK INSP/TESTING	I78			1,850.00
20250055	TRAMMEL TESTINGS, INC.	2025 UNDERGROUND STORAGE TANK INSP/TESTING	EP			1,500.00
20250056	EMR POWER SYSTEMS LLC	2025 ANNUAL GENERATOR SERVICE(I-78)	I78			3,850.29
20250057	EMR POWER SYSTEMS LLC	ANNUAL GENERATOR SERVICE (EP)	EP			650.53
20250058	RIVERSIDE CONSTRUCTION MATERIALS, INC.	Bulk Roadway Salt for LANGHORNE	SRMC			337,467.96
20250059	COMTEC	2025 ANNUAL FIRE ALARM INSP/SERVICE I-78	I78			1,495.00
20250060	COMTEC	2025 ANNUAL FIRE ALARM INSP/SERVICE	EP			500.00
20250061	CRESTON HYDRAULICS INC. CAPITAL RESERVE	SRMC- V&E#2025-135-N-01-2025 BRINE UNIT-TRUCK MNT	SRMC		22,629.75	
20250062	CRESTON HYDRAULICS INC. CAPITAL RESERVE	EP- V&E# 2025-220-N-07-2025 VENTRAC PLOW SPRDR BLO	EP		39,507.75	
20250063	JOHN DEERE COMPANY CAPITAL RESERVE	I78- V&E# 2025-210-R-04-2025 JD 3046R TRACTOR	I78		51,490.89	
20250064	JOHN DEERE COMPANY CAPITAL RESERVE	EP- V&E# 2025-220-N-09-2025 JD X758 ATTACHMENTS	EP		12,562.24	
20250065	GROFF TRACTOR & EQUIPMENT	NHL- V&E# 2025-120-N-05-2025 JD BACKHOE & ACCESS.	NHL		159,900.00	

DELAWARE RIVER JOINT TOLL BRIDGE COMMISSION
REPORT OF PURCHASING ACTIVITIES
February 2025

PO Number	Vendor Name	General Description	Req Dept	Contract /Resolution/ Comment	Commission	Director of Purchasing
CAPITAL RESERVE						
20250066	VERSALIFT EAST, INC.	SF-V&E# 2018-115-N-01-2025 VERSALIFT SST-40-EIH-02	SFT		204,436.00	
CAPITAL RESERVE						
20250067	WILSON PRODUCTS COMPRESSED GAS	DWG- V&E# 2025-320-R-02-2025 ELECTRIC WELDER	DWG		7,092.31	
CAPITAL RESERVE						
20250068	FRANK RYMON & SONS	EP-V&E# 2025-220-R-02-2025 & 2025-220-R-03-2025	EP		9,600.00	
CAPITAL RESERVE						
20250069	JTECHUSA	SF- V&E# 2025-135-N-05-2025 FORD F650 CRASH TRUCK	SFT		157,926.78	
CAPITAL RESERVE						
20250070	JTECHUSA	I78- V&E# 2025-210-N-03-2025 ATTENUATOR W INSTALL	I78		57,475.92	
CAPITAL RESERVE						
20250071	JTECHUSA	DWG- V&E# 2025-320-R-04-2025 ARROW BRD TRAILER	DWG		6,240.43	
CAPITAL RESERVE						
20250072	TP TRAILERS	SRMC-V&E# 2025-135-N-02-2025 20" DECKOVER TRLR	SRMC		14,329.74	
CAPITAL RESERVE						
20250073	TP TRAILERS	SRMC- V&E# 2025-135-N-03-2025 LANDSCAPE TRLR	SRMC		8,492.32	
CAPITAL RESERVE						
20250074	FRED BEANS FORD	EP- V&E# 2025-220-R-04-2025 PICKUP #1 WITH SPREADER	EP		80,935.77	
CAPITAL RESERVE						
20250075	FRED BEANS FORD	EP- V&E# 2025-220-R-05-2025 PICKUP #2 WITH SPREADER	EP		80,935.77	
CAPITAL RESERVE						
20250076	BORTEK INDUSTRIES	EP-V&E# 2025-220-N-08-2025 SWEEPER- CENTRAL REGION	EP		350,000.00	
CAPITAL RESERVE						
20250077	DURAND WAYLAND	NHL- V&E# 2025-120-R-06-2025 SEWER JET UNIT	NHL		98,175.60	

DELAWARE RIVER JOINT TOLL BRIDGE COMMISSION
REPORT OF PURCHASING ACTIVITIES
February 2025

PO Number	Vendor Name	General Description	Req Dept	Contract/Resolution/ Comment	Commission	** BY AUTHORITY OF ** Director of Purchasing
CAPITAL RESERVE						
20250078	DURAND WAYLAND	EP- V&E# 2025-220-R-06-2025 SEWER JET UNIT	EP		98,175.60	
CAPITAL RESERVE						
20250079	DURAND WAYLAND	DWG- V&E# 2025-320-R-01-2025 SEWER JET UNIT	DWG		98,175.60	
CAPITAL RESERVE						
20250080	WINSTED COMPANY, LLC	T-519A TM PCC FURNITURE	ENG	SOLE SOURCE	288,997.00	
CAPITAL RESERVE						
20250081	WASTE MANAGEMENT	MUNICIPAL WASTE SERVICE-PC	PC			2,373.30
20250082	RUTGERS UNIVERSITY	EDUCATIONAL AND TRAINING SERVICES	TES			2,850.00
20250083	GRIFFIN AUTOMOTIVE INFORMATION SERVICE	EP- DIAGNOSTIC SCAN TOOL RENEWAL	EP			2,500.00
20250084	COOPER ELECTRIC SUPPLY CO	BELDEN 658GMS CMP ACCESS CONTROL CABLE-(1000' SPOO	ESS	PA COSTARS 18 - 040-044		1,026.67
20250085	OFFICE BASICS	JANITORIAL SUPPLIES 2025-EP	EP	COSTARS 5		9,461.05
20250086	INDUSTRIAL COMMUNICATIONS CO	TOWER RENTAL-GRAVEL HILL-HOLLAND TWP.	ESS			46,630.56
20250087	ALLENTOWN MACK SALES & SERVICE, INC.	I78- V&E# 2025-210-R-02-2025 TANDEM MACK BUILD	I78		452,779.54	
CAPITAL RESERVE						
20250088	ALLENTOWN MACK SALES & SERVICE, INC.	DWG- V&E# 2025-320-N-05-2025 MACK TRUCK	DWG		412,536.54	
CAPITAL RESERVE						
20250089	MONROE COUNTY CONTROL CENTER	ANNUAL CONTRACT FOR TOWER RENTAL - GODFREY'S RIDGE	ESS			1,200.00
20250090	SIGNAL SERVICE INC	ESS MISC INSTALL PARTS-MIC CAMERAS	ESS	COSTARS 40		350.00
20250091	FRED BEANS FORD	NHL- V&E# 2025-120-R-03-2025 FORD F250-TRUCK#3	NHL		76,579.76	
CAPITAL RESERVE						
20250092	SECUNI	ESS GENETEC CAMERA LICENSES-NHL TSB	ESS	4776-07-23-ENG-03007-23		1,856.45

DELAWARE RIVER JOINT TOLL BRIDGE COMMISSION
REPORT OF PURCHASING ACTIVITIES

February 2025

PO Number	Vendor Name	General Description	Req Dept	Contract /Resolution/ Comment	Commission	** BY AUTHORITY OF **	
					Director of Purchasing	Director	
20250093	PETROCHOICE	MOTOR OIL: 55 GALLON (DRUM)	DWG	PA 4400024060	2,393.75		
20250094	SUBURBAN PROPANE	LIQUID FUEL- PORTLAND-COLUMBIA	PC		27,365.00		
20250095	SUBURBAN PROPANE	LIQUID FUELS-DWG	DWG		31,905.00		
20250096	SUBURBAN PROPANE	LIQUID FUEL-MILFORD-MONTAGUE	MM		34,850.00		
20250097	WASTE MANAGEMENT	MUNICIPAL WASTE SERVICE-DWG	DWG		3,714.88		
20250098	SIGNAL SERVICE INC	ESS CAMERA REPLACEMENT M-M Mm16	ESS	COSTARS 40	7,922.00		
20250099	CROWN CASTLE	SOLEBURY TOWER ANNUAL LEASE	ESS		16,603.28		
20250100	SKD TRYON'S INC	PSBS BP3 UPFITTING	PSBS		4,471.50		
20250101	REALVNC, LTD.	ESS WORKSTATION SOFTWARE SUPPORT (150 STATIONS)	ESS		1,617.84		
20250102	E.M. KUTZ, INC.	DWG- V&E# 2025-320-R-03-2025 PICKUP LIFTGATE	DWG		5,870.00		
	CAPITAL RESERVE						
20250103	WEST AMWELL MASON SUPPLY	SIDEWALK ICE MELTER FOR NHL/AB@SF	NHL		10,080.00		
20250104	WEST AMWELL MASON SUPPLY	SIDEWALK MELTER-EP	EP		1,120.00		
20250105	DE LAGE LANDEN FINANCIAL SERVICES, INC.	COPIER LEASE 2025	MULTI	COSTARS 1	48,059.87		
20250106	JTECHUSA	V&E# 2025-120-N-01-2025 LANEBLADE UNIT	NHL		41,510.00		
	CAPITAL RESERVE						
20250107	JTECHUSA	V&E# 2025-220-R-01-2025 LANEBLADE UNIT	EP		41,510.00		
	CAPITAL RESERVE						
20250108	JTECHUSA	PC- V&E# 2025-310-N-01-2025 LANEBLADE UNIT	PC		41,560.00		
	CAPITAL RESERVE						
20250109	JTECHUSA	MM- V&E# 2025-330-N-01-2025 LANEBLADE UNIT	MM		41,560.00		
	CAPITAL RESERVE						

DELAWARE RIVER JOINT TOLL BRIDGE COMMISSION
REPORT OF PURCHASING ACTIVITIES
February 2025

PO Number	Vendor Name	General Description	Req Dept	Contract/Resolution/ Comment	Commission	** BY AUTHORITY OF **	
						Director of Purchasing	Director
20250110	WHITEHALL TURF EQUIPMENT CAPITAL RESERVE	V&E# 2025-120-N-02-2025 SCAG 36" MOWER	NHL		8,598.00		
20250111	CARGILL INCORPORATED	BULK ROADWAY SALT-MM	MM		32,895.00		
20250112	NJ EVENT SERVICES, LLC	NJ EVENT SERVICES	SDTS		3,180.00		
20250113	ACS SERVICES LLC	SIDE STREAM FILTER INSTALLATION-ACS	NHL		5,180.00		
20250114	STARR UNIFORM	PSBS UNIFORM CLOTHING	PSBS	COSTARS 12	3,216.00		
20250115	STARR UNIFORM	PSBS UNIFORM CLOTHING	PSBS	COSTARS 12	67.00		
20250116	STARR UNIFORM	PSBS UNIFORMS	PSBS	COSTARS 12	3,355.80		
20250117	PETROCHOICE	LUBRICANTS, OIL & GREASE	I78	PA-4400024060	372.14		
20250118	ISSA CMI	EDUCATIONAL AND TRAINING SERVICES	TES		3,372.00		
20250119	KENWORTH OF PENNSYLVANIA CAPITAL RESERVE	NHL- V&E# 2025-120-N-04-2025 CONE BRINE TMA TRUCK	NHL		250,667.00		
20250120	SCULLY'S ALUMINUM BOATS INC	SRMC- V&E# 2025-135-R-04-2025 JET BOAT & TRAILER	SRMC		71,076.00		
20250121	INNOVATIVE SURFACE SOLUTIONS	MAGNESIUM CHLORIDE	PC		2,607.80		
20250122	INNOVATIVE SURFACE SOLUTIONS	MAGNESIUM CHLORIDE	DWG		2,611.70		
20250123	INNOVATIVE SURFACE SOLUTIONS	MAGNESIUM CHLORIDE	MM		648.70		
20250124	JOHNSON DISTRIBUTING, INC.	VEHICLE CLEANER	DWG		1,305.00		
20250125	NIELSEN FORD	MM- PARTS FOR 2015 FORD EXPLORER (4 INVOICES)	MM		1,290.26		
20250126	STERNER'S HYDRAULICS	CR & SR- STERNER HYDRAULICS- GREEN CLIMBER-INVOICE	I78		925.00		
20250127	GREEN CLIMBER OF NORTH AMERICA	CR & SR- GREEN CLIMBER- PARTS ORDER	I78		4,600.07		

DELAWARE RIVER JOINT TOLL BRIDGE COMMISSION
REPORT OF PURCHASING ACTIVITIES
February 2025

PO Number	Vendor Name	General Description	Req Dept	Contract /Resolution/ Comment	** BY AUTHORITY OF **		
					Commission	Director of Purchasing	Director
20250128	CDW-G	DISASTER RECOVERY SOFTWARE RENEWAL	IT	022-G/KPN-A-202112-0 4		16,249.00	
20250129	DOI-USGS	USGS RIVER GAUGE CONTRACT	MULTI			12,062.50	
20250130	E.M. KUTZ, INC.	I78- TWO SPREADER CONTROL UNITS- PARTS-EM KUTZ	I78			1,647.69	
20250131	WASTE MANAGEMENT	ANNUAL DUMPSTER WASTE SERVICE I-78	I78			15,011.20	
20250132	WASTE MANAGEMENT	ANNUAL DUMPSTER SERVICE-EP	EP			3,205.28	
20250133	WASTE MANAGEMENT	MUNICIPAL WASTE SERVICE-MM	MM			7,223.84	
20250134	OFFICE BASICS	I-78 JANITORIAL & PAPER PRODUCTS	I78	COSTARS 5		2,974.32	
20250135	SUBURBAN PROPANE	LIQUID FUEL-NHL 2025	NHL			64,975.00	
20250136	SUBURBAN PROPANE	LIQUID FUEL-LM	SRMC			61,755.00	
20250137	SUBURBAN PROPANE	LIQUID FUEL-SF ADMIN	AB SF			34,450.00	
20250138	RK INDUSTRIES GROUP	CLOTHING: MAINTENANCE (NEW)	I78	COSTARS 12		2,479.00	
20250139	RK INDUSTRIES GROUP	CLOTHING: MAINTENANCE (NEW)	EP	COSTARS 12		2,370.50	
Purchase Order Count: 111					AUTHORITY TOTALS:	<u>\$3,212,606.63</u>	<u>\$0.00</u>
					GRAND TOTAL:	<u>\$4,800,488.75</u>	

Delaware River Joint Toll Bridge Commission
Meeting of March 31, 2025

**E-ZPASS/CUSTOMER SERVICE REPORT
FEBRUARY 2025**

SUBJECT	DESCRIPTION	PAGE NUMBER
E-ZPass/Customer Service Operations Report	E-ZPass/Customer Service February	1-3

Delaware River Joint Toll Bridge Commission
Meeting of March 31, 2025

**E-ZPASS/CUSTOMER SERVICE REPORT
FEBRUARY 2025**

E-ZPass Account and Transponder Information as reported by Conduent State and Local
Solutions, Inc. (CSC/VPC Provider)

Total Number of Migrated DRJTBC and NJ CSC E-ZPass Accounts

Migrated Business Accounts	Migrated Private Accounts	Total Number of Migrated Accounts	Total Number of NJ CSC Active Accounts
1,654	77,339	78,993	4,067,532

Total Number of Migrated DRJTBC (029) Transponders and NJ CSC E-ZPass Transponders

Migrated Business Account Transponders	Migrated Private Account Transponders	Total Number of Migrated Transponders	Total Number of NJ CSC Active Transponders
9,228	131,323	140,551	6,500,311

Delaware River Joint Toll Bridge Commission
Meeting of March 31, 2025

**E-ZPASS/CUSTOMER SERVICE REPORT
FEBRUARY 2025**

Customer Service Report:

Total Calls	Average Duration	Average Wait Time
762	3:40	00:00

Web Inquiries	46
Service Requests	86

A new computer-based phone system has been implemented at all locations for a quicker more efficient customer service process

Computer kiosks have been installed at both offices and are accessible for customer use if needed

Toll Monitoring:

- CSR's have been monitoring around 7,000 transactions per day
- 35,000 transactions per week
- All bridges and lanes are monitored daily
- All discrepancies are reported to Toll Auditing for further review

Delaware River Joint Toll Bridge Commission
Meeting of March 31, 2025

**E-ZPASS/CUSTOMER SERVICE REPORT
FEBRUARY 2025**

Other current E-ZPass duties include:

- Assisting law enforcement
- Notifying Toll Audit and In-lane when any issues we see arise
- Monitoring Superload crossings
- Daily calls with other Agencies in the NJ Consortium

CSC/VPC Post-Migration Collection Update:

As a result of post-migration collection efforts from May 2014 – February 2025, New Jersey E-ZPass reports \$24,891,062.53 collected in tolls and \$63,461,338.02 collected in fees,

DELAWARE RIVER JOINT TOLL BRIDGE COMMISSION
Meeting of March 31, 2025

ELECTRONIC TOLL COLLECTION PROGRAM

MONTH OF FEBRUARY 2024

SUBJECT	DESCRIPTION	PAGE NUMBER
ETC PROGRAM	Electronic Toll Collection Program Report	1-4

DELAWARE RIVER JOINT TOLL BRIDGE COMMISSION
Meeting of March 31, 2025

ELECTRONIC TOLL COLLECTION PROGRAM
MONTH OF DECEMBER 2024

The following items were recently initiated, accomplished or performed during the above noted month:

Activities for the In-Lane Toll System

1. TransCore completed the preparation of the remaining seven (7) toll plazas for the installation of the Encompass E6 multiprotocol reader. This included installing the cabling from the proposed reader location to each antenna. TransCore installed the E6 multiprotocol reader at the Delaware Water Gap, Scudder Falls and I-78 Toll Bridges. This effort is now complete.
2. Commission Staff are working with TransCore and the NJ E-ZPass CSC provider, Conduent, to implement IAG Interface Control Document (ICD) version 1.60. This will allow CSCs to receive data and process transactions from other transponder protocols such as SeGo and 6C, in addition to the current TDM protocol, as well as other functionalities. After testing is completed with the Inter Agency Group Hub, go-live will be scheduled.
3. Commission Staff and TransCore meet monthly to review and discuss system operational and maintenance items. A weekly call also takes place to briefly review system maintenance items for the week.

Activities for the E-ZPass Customer Service Center/Violation Processing Center

1. Commission Staff are working with the New Jersey E-ZPass Customer Service Center (NJ E-ZPass CSC) provider, Conduent, to implement IAG Interface Control Document (ICD) version 1.60. This will allow CSCs to receive data and process transactions from other transponder protocols such as SeGo and 6C, in addition to the current TDM protocol, as well as other functionalities. After testing is completed with the NJ E-ZPass CSC and the Inter Agency Group Hub, go-live will be scheduled.
2. Conduent continues to develop the real time digital payment function at the NJ E-ZPass CSC for toll by plate customers. Conduent revised the terms and conditions that will be displayed on the NJ E-ZPass website, and they are being reviewed by the NJTA. Conduent has released this functionality into the NJ CSC software, and they are proceeding with testing it through a small group of individuals. Conduent completed several software changes to correct errors that were documented during testing.

DELAWARE RIVER JOINT TOLL BRIDGE COMMISSION
Meeting of March 31, 2025

3. For the NJ E-ZPass CSC Services re-procurement, the New Jersey Turnpike Authority (NJTA) awarded the agreements at their Board Meeting. The NJTA is addressing a procurement challenge.
4. The NJTA, as the lead agency, is facilitating all meetings with the other agencies and Conduent to manage the implementation of outstanding system elements for the New Jersey E-ZPass Customer Service Center.

AET Program

1. Job Order Contract agreements to support All Electronic Tolling (AET) in Place at the Trenton – Morrisville, I-78, Easton – Phillipsburg, and Delaware Water Gap Toll Bridges were executed with Mount Construction. Mount Construction was provided with the Contract's Notice to Proceed effective December 10, 2024. Rummel, Klepper & Kahl, LLP (RK&K) participated on bi-weekly project status meetings with the Job Order Contract team. Mount Construction installed the toll plaza signs, post mounted signs and sign overlays prior to the January 12, 2025, conversion to cashless tolling. Mount Construction installed the large overhead roadway signs for the Trenton – Morrisville, I-78, Easton – Phillipsburg and Delaware Water Gap Toll Bridges. They also complete the eradication of the pavement markings at the Trenton – Morrisville Toll Bridge.
2. RK&K submitted the pre-bid plans, specifications and estimate for the New Hope – Lambertville Toll Bridge AET Conversion. As part of the design, RK&K is working with a sub-consultant to prepare plans for a fire suppression system that is needed for the IT room that will be converted from the existing tunnel stairway area. The pre-bid version of these plans and specification were submitted for review and comments were provided to RK&K. RK&K is addressing review comments from submission of the pre-bid plans, specifications and estimate.

General Electronic Toll Collection Program Activities

1. Mr. Stracciolini participated in the IAG E-ZPass Executive Management Committee meeting and Policy Committee meetings. At the August 2023 IAG EMC Meeting, Mr. Stracciolini was re-elected by the members to serve as Vice Chair to the EMC.
2. At the December 12, 2024 IAG Service Corp. Board of Directors Meeting, a resolution was approved electing and appointing Mr. Stracciolini as the Chair of the IAG Service Corporation, effective December 12, 2024.
3. Mr. Stracciolini is participating in the Non-toll Business Opportunity Task Force.

DELAWARE RIVER JOINT TOLL BRIDGE COMMISSION
Meeting of March 31, 2025

4. Mr. Stracciolini is serving on the International Bridge, Tunnel & Turnpike Association's (IBTTA) 2025 Engineering and Construction Task Force and the Toll Revenue Assurance Committee.

**Delaware River Joint Toll Bridge Commission
Meeting of March 31, 2025**

**CONTRACT COMPLIANCE REPORT INDEX
Month of February 2025**

SUBJECT	DESCRIPTION	PAGE NUMBER
Contract Compliance Program Operations Report	Operations Report February 2025	1-20

**Delaware River Joint Toll Bridge Commission
Meeting of March 31, 2025**

**Delaware River Joint Toll Bridge Commission
Month of February 2025**

TABLE OF CONTENTS

IBE PROGRAM

	PAGES
• IBE Program Overview	3
• Compliance IBE Scores Overview	4
• IBE Summary Reports	5
• Active Construction Projects Payments, Workforce & Ethnicity Utilization Scores	6-8
• Active Professional Projects Payments Detail and Scores	9-10
• Completed Construction Projects Payments, Workforce & Ethnicity Utilization Scores	11-15
• Completed Professional Projects Payments Detail and Scores	16-17

MWSBE Program

• MWSBE Minority (7%), Women (3%), and Small Business (25%) Enterprise Program Overview	18
• MWSBE Program Commitments for Professional and Construction (Active & Completed Pie Charts)	19
• MWSBE Professional & Construction Projects Final Commitment	20

**Delaware River Joint Toll Bridge Commission
Meeting of March 31, 2025**

IBE PROGRAM OVERVIEW

The Delaware River Joint Toll Bridge Commission (Commission) established an IBE Program (MBE/WBE/SBE/DBE/DsBE/VBE) with a target of 25% for all Professional Services and Construction Contracts awarded by the Commission effective July 1, 2014. To date, the Commission has awarded **(102)** contracts with the IBE Program requirements. Currently, there are **(47)** active projects and **(55)** completed projects.

IBE Program Requirements

The Commission began using Elation Systems effective January 2017, as the online system for Payment Verification and Certified Payroll Reporting (CPR). All contracts awarded by the Commission to a Prime Consultant/Prime Contractor and their Subconsultants and Subcontractors use this service free of charge. Online training is available to vendors on how to use Elation Systems. The Contract Compliance Department and Elation Support Staff are available to assist all users.

The Contract Compliance Department (CCD) monitors, posts and reports data in regard to all payments. The CCD also reviews all Certified Payrolls submitted into Elation Systems.

The following are all mandatory requirements:

Company On-Line Registration:

- i. All Primes must register their company and activate an account in Elation Systems; *and*
- ii. All Primes must also ensure that all Subconsultants and Subcontractors register their company and activate an account in Elation Systems.

Payment Verification:

- i. Prime Contractors must post all payments to their Subconsultants and/or Subcontractors in Elation Systems; *and*
- ii. Prime Contractors and their Subconsultants and/or Subcontractors must confirm all payments received in Elation Systems.

Certified Payroll Reporting:

- i. All Prime Contractors are responsible for assigning someone from their staff with the responsibility to review, approve, and upload their CPR(s) on a weekly basis into Elation Systems; *and*
- ii. All Prime Contractors must also ensure that their Subcontractors upload their CPR(s) on a weekly basis into Elation Systems.

Prime Consultants / Contractors IBE Target performance will be displayed / available on the Commission's public website.

**Delaware River Joint Toll Bridge Commission
Meeting of March 31, 2025**

**Contract Compliance Department
Compliance IBE Scores Overview**

The Commission through its Contract Compliance Department has instituted a Compliance Score Ranking that will be included in the Monthly Contract Compliance Report for all Professional Services and Construction Projects.

The Compliance Score Ranking is an ongoing summary of data presented on Active and Completed contracts, which includes the tracking of payments from Prime Consultants and Contractors to IBE Subconsultants and Subcontractors, and the Prime Contractors Workforce Utilization. The Scores will illustrate the progress and participation to meet the Targets by Prime Consultants and Contractors as part of the IBE program.

The complete and timely reporting of payments and certified payrolls to the Elation Systems by the Prime Consultants and Prime Contractors, and their Subconsultants and Subcontractors, will assist the Prime Consultant and Prime Contractor in tracking the data to meet their targets.

Accordingly, each Prime will also be given a final grade at the completion of each project. Additionally, the data will be uploaded onto the Commission's public website monthly.

The Score(s) are factored using the following criteria:

IBE PAYMENTS

The payments by the Prime Consultant / Contractor to each of their IBE Subconsultants / Subcontractors will be calculated based on the criteria set by the Commission's 25% IBE Target.

WORKFORCE UTILIZATION

Workforce utilization contains 2 levels of scoring and documents the hourly employee utilization by workforce type, ethnicity and gender.

IBE Payments Legend	
Score Rankings	IBE Commitment Participation
A+	45% & above
A	35% to 44.9%
B+	30% to 34.9%
B	25% to 29.9%
C+	20% to 24.9%
C	15% to 19.9%
D+	10% to 14.9%
D	5% to 9.9%
F	4.9% & below

Workforce Utilization Legend		
Score Rankings	Workforce Commitment Participation	Ethnicity & Gender Participation
A+	30% & above	25% & a above
A	25% to 29.9%	15% to 24.9%
B+	20% to 24.9%	over 15%
B	15% to 19.9%	10% to 14.9%
C+	10% to 14.9%	over 10%
C	10% to 14.9%	7.5% to 9.9%
D+	5% to 9.9%	over 7.5%
D	5% to 9.9%	5% to 7.4%
F	4.9% & below	4.9% & below

Delaware River Joint Toll Bridge Commission

Meeting of March 31, 2025

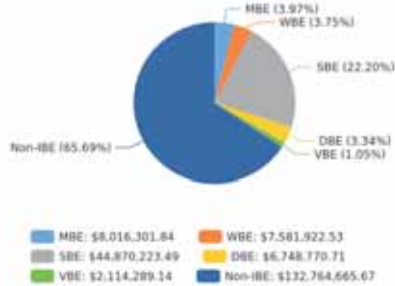
Summary - Professional Services and Construction Contractors 25% IBE Target Status

ACTIVE PROJECTS

Current IBE Status: 34.31%

Total Payments to Prime: \$202,096,173.38

Total Payments to IBEs: \$69,331,507.71



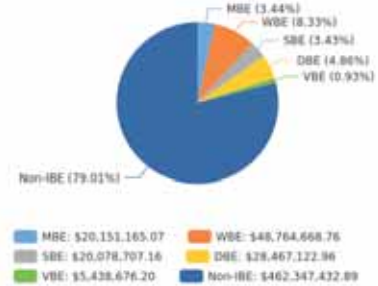
COMPLETED PROJECTS

Final IBE Status: 20.99%

Total Prime Awarded Contract Values: \$608,812,350.17

Total Payments to Prime: \$585,201,577.40

Total Payments to IBEs: \$122,854,144.51



Summary - Prime Contractor(s) & Subcontractor(s) Workforce Utilization Categories By Hours, Workers & Ethnicity

Workers Categories

Hours, Percentages and Workers

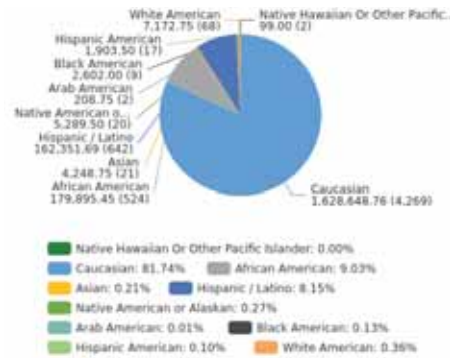
Total Hours Worked: 1,992,420.15



Ethnicity Categories

Hours, Percentages and Workers

Total Number of Workers: 5,574



(Percentage is based on work hours)

(Percentage is based on work hours)

Active Professional & Construction Projects Payment Summary		Contract Value	Prime P / T / D	IBE P / T / D	IBE Actual	Score
Professional and Construction Projects Totals		\$258,785,738.45	\$202,096,173.38	\$69,331,507.71	34.31%	B+
Professional Services Projects Totals		\$81,920,633.35	\$63,752,173.31	\$18,906,206.22	29.66%	B
Completed Professional & Construction Projects Payment Summary		Contract Value	Prime P / T / D	IBE P / T / D	IBE Actual	Score
Professional and Construction Projects Totals		\$608,812,350.17	\$585,201,577.40	\$122,854,144.51	20.99%	C+
Professional Services Projects Totals		\$62,722,858.80	\$55,679,144.39	\$16,761,466.49	30.10%	B+

ACTIVE CONSTRUCTION PROJECTS														
Payments Summary					Workforce Hours Summary 27.50%						Ethnicity Participation Summary			
Total Contracts Value	Total Prime P / T / D	Total IBE P / T / D	Total IBE %	Payments Score (Total IBE Payments)	Total Number of Workers	Total Hours Worked	Caucasian Hours	Total Minority Hours	Total Women Hours	Workforce Score (Total Hours Worked)	Caucasian %	Minority %	Women %	Ethnicity Score (Total Participation)
\$176,865,105.10	\$138,344,000.07	\$50,425,301.49	36.45%	A	1323	264,567.70	194,351.70	70,216.00	2,537.34	A	73.46%	26.54%	0.96%	A+

COMPLETED CONSTRUCTION PROJECTS														
Payments Summary					Workforce Hours Summary 19.66%						Ethnicity Participation Summary			
Total Contracts Value	Total Prime P / T / D	Total IBE P / T / D	Total IBE %	Payments Score (Total IBE Payments)	Total Number of Workers	Total Hours Worked	Caucasian Hours	Total Minority Hours	Total Women Hours	Workforce Score (Total Hours Worked)	Caucasian %	Minority %	Women %	Ethnicity Score (Total Participation)
\$546,089,491.37	\$529,522,433.01	\$106,092,678.02	20.04%	C+	4425	1,727,852.45	1,434,297.06	293,555.39	46,198.00	B	83.01%	16.99%	2.67%	A

Delaware River Joint Toll Bridge Commission

Meeting of March 31, 2025

Active Construction Projects - Summary's & Scores (IBE Payments, Workforce Hours & Ethnicity Participation)

Date: From 07/01/2014 To 02/28/2025

IBE Payments Legend	
Score Rankings	IBE Commitment Participation
A+	45% & above
A	35% to 44.9%
B+	30% to 34.9%
B	25% to 29.9%
C+	20% to 24.9%
C	15% to 19.9%
D+	10% to 14.9%
D	5% to 9.9%
F	4.9% & below

Total of all Primes Contract Values **\$176,865,105.10**

Total Payments to all Primes **\$138,344,000.07**

Total Payments to all IBEs **\$50,425,301.49**

IBE Target **25.00%**

IBE Actual **36.45%**

Workforce Utilization Legend		
Score Rankings	Workforce Commitment Participation	Ethnicity & Gender Participation
A+	30% & above	25% & above
A	25% to 29.9%	15% to 24.9%
B+	20% to 24.9%	over 15%
B	15% to 19.9%	10% to 14.9%
C+	10% to 14.9%	over 10%
C	10% to 14.9%	7.5% to 9.9%
D+	5% to 9.9%	over 7.5%
D	5% to 9.9%	5% to 7.4%
F	4.9% & below	4.9% & below

ACTIVE CONSTRUCTION PROJECTS														
Payments Summary					Workforce Hours Summary 27.50%						Ethnicity Participation Summary			
Total Contracts Value	Total Prime P / T / D	Total IBE P / T / D	Total IBE %	Payments Score (Total IBE Payments)	Total Number of Workers	Total Hours Worked	Caucasian Hours	Total Minority Hours	Total Women Hours	Workforce Score (Total Hours Worked)	Caucasian %	Minority %	Women %	Ethnicity Score (Total Participation)
\$176,865,105.10	\$138,344,000.07	\$50,425,301.49	36.45%	A	1323	264,567.70	194,351.70	70,216.00	2,537.34	A	73.46%	26.54%	0.96%	A+

DB-540A/B/C TRANSORE, LP - Electronic Toll Collection System Replacement - Design, Build & Maintain														
Payments Summary					Workforce Hours Summary 53.31%						Ethnicity Participation Summary			
Total Contracts Value	Total Prime P / T / D	Total IBE P / T / D	Total IBE %	Payments Score (Total IBE Payments)	Total Number of Workers	Total Hours Worked	Caucasian Hours	Total Minority Hours	Total Women Hours	Workforce Score (Total Hours Worked)	Caucasian %	Minority %	Women %	Ethnicity Score (Total Participation)
\$1,950,671.74	\$12,616,770.32	\$2,316,211.51	18.36%	C	15	2,040.00	952.50	1,087.50	0.00	A+	46.69%	53.31%	0.00%	A+

DB-768B DYNAMIC SECURITY, LLC (IBE) dba SECUNI / Network Video Management System (NVMS) Integrator Services														
Payments Summary					Workforce Hours Summary 0.00%						Ethnicity Participation Summary			
Total Contracts Value	Total Prime P / T / D	Total IBE P / T / D	Total IBE %	Payments Score (Total IBE Payments)	Total Number of Workers	Total Hours Worked	Caucasian Hours	Total Minority Hours	Total Women Hours	Workforce Score (Total Hours Worked)	Caucasian %	Minority %	Women %	Ethnicity Score (Total Participation)
\$104,074.00	\$87,232.80	\$87,232.80	100.00%	A+	0	0.00	0.00	0.00	0.00	N/A	0.00%	0.00%	0.00%	N/A

T-519A BRACY CONSTRUCTION, INC. / Southern Operations and Maintenance Facilities Improvements - Trenton Morrisville, Langhorne, and New Hope														
Payments Summary					Workforce Hours Summary 19.66%						Ethnicity Participation Summary			
Total Contracts Value	Total Prime P / T / D	Total IBE P / T / D	Total IBE %	Payments Score (Total IBE Payments)	Total Number of Workers	Total Hours Worked	Caucasian Hours	Total Minority Hours	Total Women Hours	Workforce Score (Total Hours Worked)	Caucasian %	Minority %	Women %	Ethnicity Score (Total Participation)
\$58,935,181.25	\$51,358,421.61	\$7,725,705.73	15.04%	C	537	97,537.45	78,887.70	18,649.75	529.84	B	80.88%	19.12%	0.54%	A

T-746B ROAD-CON, INC. / Trenton Morrisville TB Roadway Repaving and Deck Sealing Improvements														
Payments Summary					Workforce Hours Summary 23.47%						Ethnicity Participation Summary			
Total Contracts Value	Total Prime P / T / D	Total IBE P / T / D	Total IBE %	Payments Score (Total IBE Payments)	Total Number of Workers	Total Hours Worked	Caucasian Hours	Total Minority Hours	Total Women Hours	Workforce Score (Total Hours Worked)	Caucasian %	Minority %	Women %	Ethnicity Score (Total Participation)
\$5,980,564.55	\$5,534,216.96	\$559,856.78	10.12%	D+	103	11,033.75	8,447.50	2,586.25	3.00	B+	76.56%	23.44%	0.03%	A

T-766A CRISDEL GROUP, INC. / I-78 NJ Roadway Rehabilitation and Power & Communication Infrastructure Improvements														
Payments Summary					Workforce Hours Summary 37.82%						Ethnicity Participation Summary			
Total Contracts Value	Total Prime P / T / D	Total IBE P / T / D	Total IBE %	Payments Score (Total IBE Payments)	Total Number of Workers	Total Hours Worked	Caucasian Hours	Total Minority Hours	Total Women Hours	Workforce Score (Total Hours Worked)	Caucasian %	Minority %	Women %	Ethnicity Score (Total Participation)
\$23,530,677.00	\$19,738,519.55	\$4,451,051.36	22.55%	C+	179	27,343.50	17,109.75	10,233.75	107.00	A+	62.57%	37.43%	0.39%	A+

TS-590A J.D. ECKMAN, INC. / Northampton St. TSB Rehabilitation														
Payments Summary					Workforce Hours Summary 22.68%						Ethnicity Participation Summary			
Total Contracts Value	Total Prime P / T / D	Total IBE P / T / D	Total IBE %	Payments Score (Total IBE Payments)	Total Number of Workers	Total Hours Worked	Caucasian Hours	Total Minority Hours	Total Women Hours	Workforce Score (Total Hours Worked)	Caucasian %	Minority %	Women %	Ethnicity Score (Total Participation)
\$15,487,427.50	\$14,796,804.04	\$3,917,310.23	26.47%	B	111	35,867.50	27,733.25	8,134.25	0.00	B+	77.32%	22.68%	0.00%	A

Delaware River Joint Toll Bridge Commission

Meeting of March 31, 2025

Active Construction Projects - Summary's & Scores (IBE Payments, Workforce Hours & Ethnicity Participation)

Date: From 07/01/2014 To 02/28/2025

IBE Payments Legend	
Score Rankings	IBE Commitment Participation
A+	45% & above
A	35% to 44.9%
B+	30% to 34.9%
B	25% to 29.9%
C+	20% to 24.9%
C	15% to 19.9%
D+	10% to 14.9%
D	5% to 9.9%
F	4.9% & below

Total of all Primes Contract Values \$176,865,105.10

Total Payments to all Primes \$138,344,000.07

Total Payments to all IBEs \$50,425,301.49

IBE Target 25.00%

IBE Actual 36.45%

Workforce Utilization Legend		
Score Rankings	Workforce Commitment Participation	Ethnicity & Gender Participation
A+	30% & above	25% & above
A	25% to 29.9%	15% to 24.9%
B+	20% to 24.9%	over 15%
B	15% to 19.9%	10% to 14.9%
C+	10% to 14.9%	over 10%
C	10% to 14.9%	7.5% to 9.9%
D+	5% to 9.9%	over 7.5%
D	5% to 9.9%	5% to 7.4%
F	4.9% & below	4.9% & below

TS-642A ANSELM I & DeCICCO (IBE) / Uhlerstown - Frenchtown Toll-Supported Bridge Rehabilitation														
Payments Summary					Workforce Hours Summary 15.87%						Ethnicity Participation Summary			
Total Contracts Value	Total Prime P / T / D	Total IBE P / T / D	Total IBE %	Payments Score (Total IBE Payments)	Total Number of Workers	Total Hours Worked	Caucasian Hours	Total Minority Hours	Total Women Hours	Workforce Score (Total Hours Worked)	Caucasian %	Minority %	Women %	Ethnicity Score (Total Participation)
\$22,216,237.00	\$-	\$-	0.00%	N/A	9	208.00	175.00	33.00	0.00	B	84.13%	15.87%	0.00%	A

TS-694A/B/C/D/E ANSELM I & DeCICCO (IBE) / New Hope Lambertville TSB Rehabilitation														
Payments Summary					Workforce Hours Summary 42.71%						Ethnicity Participation Summary			
Total Contracts Value	Total Prime P / T / D	Total IBE P / T / D	Total IBE %	Payments Score (Total IBE Payments)	Total Number of Workers	Total Hours Worked	Caucasian Hours	Total Minority Hours	Total Women Hours	Workforce Score (Total Hours Worked)	Caucasian %	Minority %	Women %	Ethnicity Score (Total Participation)
\$25,072,471.06	\$22,718,575.38	\$22,718,575.38	100.00%	A+	133	53,867.25	30,870.75	22,996.50	8.00	A+	57.31%	42.69%	0.01%	A+

TTS-734A MOUNT CONSTRUCTION CO., INC. (IBE) / JOC - Bridge, Highway & Civil Work - North Region														
Payments Summary					Workforce Hours Summary 26.07%						Ethnicity Participation Summary			
Total Contracts Value	Total Prime P / T / D	Total IBE P / T / D	Total IBE %	Payments Score (Total IBE Payments)	Total Number of Workers	Total Hours Worked	Caucasian Hours	Total Minority Hours	Total Women Hours	Workforce Score (Total Hours Worked)	Caucasian %	Minority %	Women %	Ethnicity Score (Total Participation)
\$7,000,000.00	\$6,962,308.81	\$6,962,308.81	100.00%	A+	148	22,646.75	18,609.25	4,037.50	1,866.50	A	82.17%	17.83%	8.24%	A

TTS-735A MOUNT CONSTRUCTION CO., INC. (IBE) / JOC - Bridge, Highway & Civil Work - South Region														
Payments Summary					Workforce Hours Summary 20.75%						Ethnicity Participation Summary			
Total Contracts Value	Total Prime P / T / D	Total IBE P / T / D	Total IBE %	Payments Score (Total IBE Payments)	Total Number of Workers	Total Hours Worked	Caucasian Hours	Total Minority Hours	Total Women Hours	Workforce Score (Total Hours Worked)	Caucasian %	Minority %	Women %	Ethnicity Score (Total Participation)
\$2,500,000.00	\$1,687,048.89	\$1,687,048.89	100.00%	A+	97	8,008.50	6,369.50	1,639.00	23.00	B+	79.53%	20.47%	0.29%	A

TTS-783A J. FLETCHER CREAMER & SON, INC. / On-Call Beam Guide Rail and Attenuator Replacement														
Payments Summary					Workforce Hours Summary 38.96%						Ethnicity Participation Summary			
Total Contracts Value	Total Prime P / T / D	Total IBE P / T / D	Total IBE %	Payments Score (Total IBE Payments)	Total Number of Workers	Total Hours Worked	Caucasian Hours	Total Minority Hours	Total Women Hours	Workforce Score (Total Hours Worked)	Caucasian %	Minority %	Women %	Ethnicity Score (Total Participation)
\$2,087,801.00	\$-	\$-	0.00%	N/A	36	661.00	403.50	257.50	0.00	A+	61.04%	38.96%	0.00%	A+

TTS-784A MOUNT CONSTRUCTION CO., INC. / JOC - Bridge, Highway, and Civil Work - North Region														
Payments Summary					Workforce Hours Summary 23.73%						Ethnicity Participation Summary			
Total Contracts Value	Total Prime P / T / D	Total IBE P / T / D	Total IBE %	Payments Score (Total IBE Payments)	Total Number of Workers	Total Hours Worked	Caucasian Hours	Total Minority Hours	Total Women Hours	Workforce Score (Total Hours Worked)	Caucasian %	Minority %	Women %	Ethnicity Score (Total Participation)
\$3,000,000.00	\$395,865.60	\$-	0.00%	F	20	2,262.50	1,725.50	537.00	0.00	B+	76.27%	23.73%	0.00%	A

TTS-785A MOUNT CONSTRUCTION CO., INC. / JOC - Bridge, Highway, and Civil Work - South Region														
Payments Summary					Workforce Hours Summary 42.86%						Ethnicity Participation Summary			
Total Contracts Value	Total Prime P / T / D	Total IBE P / T / D	Total IBE %	Payments Score (Total IBE Payments)	Total Number of Workers	Total Hours Worked	Caucasian Hours	Total Minority Hours	Total Women Hours	Workforce Score (Total Hours Worked)	Caucasian %	Minority %	Women %	Ethnicity Score (Total Participation)
\$3,000,000.00	\$-	\$-	0.00%	N/A	3	56.00	32.00	24.00	0.00	A+	57.14%	42.86%	0.00%	A+

Delaware River Joint Toll Bridge Commission

Meeting of March 31, 2025

Active Construction Projects - Summary's & Scores (IBE Payments, Workforce Hours & Ethnicity Participation)

Date: From 07/01/2014 To 02/28/2025

IBE Payments Legend	
Score Rankings	IBE Commitment Participation
A+	45% & above
A	35% to 44.9%
B+	30% to 34.9%
B	25% to 29.9%
C+	20% to 24.9%
C	15% to 19.9%
D+	10% to 14.9%
D	5% to 9.9%
F	4.9% & below

Total of all Primes Contract Values \$176,865,105.10

Total Payments to all Primes \$138,344,000.07

Total Payments to all IBEs \$50,425,301.49

IBE Target 25.00%

IBE Actual 36.45%

Workforce Utilization Legend		
Score Rankings	Workforce Commitment Participation	Ethnicity & Gender Participation
A+	30% & above	25% & above
A	25% to 29.9%	15% to 24.9%
B+	20% to 24.9%	over 15%
B	15% to 19.9%	10% to 14.9%
C+	10% to 14.9%	over 10%
C	10% to 14.9%	7.5% to 9.9%
D+	5% to 9.9%	over 7.5%
D	5% to 9.9%	5% to 7.4%
F	4.9% & below	4.9% & below

TTS-786A MOUNT CONSTRUCTION CO., INC. / JOC - Building and Facility Work - North Region														
Payments Summary					Workforce Hours Summary 0.00%						Ethnicity Participation Summary			
Total Contracts Value	Total Prime P / T / D	Total IBE P / T / D	Total IBE %	Payments Score (Total IBE Payments)	Total Number of Workers	Total Hours Worked	Caucasian Hours	Total Minority Hours	Total Women Hours	Workforce Score (Total Hours Worked)	Caucasian %	Minority %	Women %	Ethnicity Score (Total Participation)
\$3,000,000.00	\$122,049.95	\$-	0.00%	F	5	257.00	257.00	0.00	0.00	F	100.00%	0.00%	0.00%	F

TTS-787A A.P. CONSTRUCTION, INC. / JOC - Building and Facility Work - South Region														
Payments Summary					Workforce Hours Summary 0.00%						Ethnicity Participation Summary			
Total Contracts Value	Total Prime P / T / D	Total IBE P / T / D	Total IBE %	Payments Score (Total IBE Payments)	Total Number of Workers	Total Hours Worked	Caucasian Hours	Total Minority Hours	Total Women Hours	Workforce Score (Total Hours Worked)	Caucasian %	Minority %	Women %	Ethnicity Score (Total Participation)
\$3,000,000.00	\$2,326,186.16	\$-	0.00%	F	19	2,778.50	2,778.50	0.00	0.00	F	100.00%	0.00%	0.00%	F

Delaware River Joint Toll Bridge Commission

Meeting of March 31, 2025

Active Professional Services Projects Payments Detail Report

Date: From 07/01/2014 To 02/28/2025

IBE Payments Legend	
Score Rankings	IBE Commitment Participation
A+	45% & above
A	35% to 44.9%
B+	30% to 34.9%
B	25% to 29.9%
C+	20% to 24.9%
C	15% to 19.9%
D+	10% to 14.9%
D	5% to 9.9%
F	4.9% & below

Summary	Contract Value	Prime P / T / D	IBE P / T / D	IBE Actual	Score
Professional and Construction Projects Totals	\$258,785,738.45	\$202,096,173.38	\$69,331,507.71	34.31%	B+
Professional Services Projects Totals	\$81,920,633.35	\$63,752,173.31	\$18,906,206.22	29.66%	B

Prime Consultants	IBE Firm	Project Title	Contract Value	Prime P / T / D	IBE P / T / D	IBE Actual	Score
Gannett Fleming Inc. - Camp Hill, PA		C-519A GANNETT FLEMING ARCHITECTS, INC. / Southern Operations & Maintenance Facilities Improvements - Consulting Engineer Agreement	\$4,848,884.54	\$4,768,643.56	\$1,158,885.33	24.30%	C+
Greenman-Pedersen, Inc.		C-590A GREENMAN-PEDERSEN, INC. / Northampton St. TSB Rehabilitation - Preliminary, Final and Post Design - Consulting Engineer Agreement	\$1,504,783.15	\$1,447,098.57	\$540,453.22	37.35%	A
WSP USA, Inc. - PHILADELPHIA, PA		C-642A WSP USA, INC. / Uhlertown Frenchtown TSB Rehabilitation - Preliminary, Final and Post Design - Consulting Engineer Agreement	\$1,771,189.56	\$1,492,122.59	\$454,516.85	30.46%	B+
Michael Baker International, Inc.		C-660A MICHAEL BAKER, JR., INC. / SFB Replacement Project Final Design Services - Consulting Engineer Agreement	\$33,626,658.74	\$33,539,647.35	\$6,808,784.95	20.30%	C+
Greenman-Pedersen, Inc.		C-694A GREENMAN-PEDERSEN, INC. / New Hope Lambertville TSB Rehabilitation - Preliminary, Final and Post Design - Consulting Engineer Agreement	\$2,280,484.05	\$1,778,829.48	\$637,674.21	35.85%	A
French & Parrello Associates		C-696B FRENCH & PARRELLO ASSOCIATES, P.A. / TOA - Facilities - NJ - Consulting Engineer Agreement	\$500,000.00	\$139,135.60	\$40,744.52	29.28%	B
HDR Engineering, Inc. - Pittsburgh, PA		C-697A HDR ENGINEERING, INC. / Preliminary Engineering and Environmental Documentation for the Washington Crossing Bridge Replacement - Consulting Engineer Agreement	\$8,061,761.62	\$624,270.03	\$192,170.08	30.78%	B+
Greenman-Pedersen, Inc.		C-704A GREENMAN-PEDERSEN, INC. / TOA - New Hope-Lambertville Toll Bridge Salt Storage Building - CM/CI Services	\$610,849.20	\$610,145.27	\$26,570.72	4.35%	F
Johnson, Mirmiran and Thompson, Inc.		C-716A JOHNSON, MIRMIRAN & THOMPSON / TOA - Facilities - Consulting Engineer Agreement	\$500,000.00	\$310,843.62	\$48,594.97	15.63%	C
The Gordian Group, Inc.		C-727A THE GORDIAN GROUP, INC. / JOC - Program Manager Consultant - Consulting Engineer Agreement	\$1,450,000.00	\$1,521,878.23	\$729,008.62	47.90%	A+
Rummel, Klepper and Kahl, LLP		C-728A RUMMEL, KLEPPER & KAHL / TOA - Electric Toll Collection / Tolling - PA - Consulting Engineer Agreement	\$500,000.00	\$499,798.28	\$114,472.44	22.90%	C+
French & Parrello Associates (IBE Prime)	VBE	C-729A FRENCH & PARRELLO ASSOCIATES, P.A. / TOA - Facilities - NJ - Consulting Engineer Agreement	\$500,000.00	\$99,472.30	\$99,472.30	100.00%	A+
Arora and Associates, P.C. (IBE Prime)	MBE	C-732A ARORA AND ASSOCIATES, PC. (IBE) / TOA - Structural / Civil - NJ - Consulting Engineer Agreement	\$1,000,000.00	\$788,087.07	\$788,087.07	100.00%	A+
WSP/PARSONS BRINCKERHOFF, INC.		C-750A WSP USA, INC. / TOA - Structural / Civil - Consulting Engineer Agreement	\$1,000,000.00	\$756,100.55	\$125,019.51	16.53%	C
Traffic Planning and Design, Inc.		C-751A TRAFFIC PLANNING AND DESIGN, INC. / TOA - Construction Inspection - Consulting Engineer Agreement	\$500,000.00	\$367,176.51	\$30,950.72	8.43%	D
Rummel, Klepper and Kahl, LLP		C-754A RUMMEL, KLEPPER & KAHL, LLP / New Hope Lambertville TB All Electronic Tolling (AET) Conversion Design - Consulting Engineer Agreement	\$1,567,218.48	\$789,234.88	\$204,860.12	25.96%	B
Pickering, Corts & Summerson, Inc. (IBE Prime)	SBE	C-757A-1 PICKERING, CORTS & SUMMERSON / Professional Engineering Services for 2023-2024 Annual Inspections - Consulting Engineer Agreement	\$748,898.24	\$645,258.56	\$645,258.56	100.00%	A+
Naik Consulting Group, P.C. (IBE Prime)	DBE	C-759A NAIK CONSULTING GROUP, PC (IBE) / TOA - Structural / Civil - Consulting Engineer Agreement	\$1,000,000.00	\$703,058.98	\$703,058.98	100.00%	A+
Remington & Vernick		C-760A REMINGTON & VERNICK ENGINEERS, INC. / TOA - Construction Management Services - Consulting Engineer Agreement	\$500,000.00	\$303,912.55	\$60,290.60	19.84%	C
Pennoni Associates Inc		C-761A PENNONI ASSOCIATES, INC. / Traffic Engineering Consultant 2021-2022 Annual Reports - Consulting Engineer Agreement	\$303,088.00	\$88,104.81	\$-	0.00%	F
Arora and Associates, P.C. (IBE Prime)	MBE	C-766A ARORA & ASSOCIATES, PC / I-78 NJ Roadway Rehabilitation and Power & Communication Infrastructure - Final and Post Design - Consulting Engineer Agreement	\$2,900,943.54	\$2,412,271.81	\$2,412,271.81	100.00%	A+
Traffic Planning and Design, Inc.		C-769A TRAFFIC PLANNING & DESIGN, INC. / TOA - Structural / Civil - Consulting Engineer Agreement	\$1,000,000.00	\$706,957.43	\$176,429.07	24.96%	C+
Rummel, Klepper and Kahl, LLP		C-770A RUMMEL, KLEPPER & KAHL, LLP / TOA - Electronic Toll Collection / Tolling - Consulting Engineer Agreement	\$1,250,000.00	\$426,400.41	\$2,660.14	0.62%	F

*Met or Exceeded the Target

*Did Not Meet the Target

*P/T/D = Paid To Date

Delaware River Joint Toll Bridge Commission

Meeting of March 31, 2025

Active Professional Services Projects Payments Detail Report

Date: From 07/01/2014 To 02/28/2025

IBE Payments Legend	
Score Rankings	IBE Commitment Participation
A+	45% & above
A	35% to 44.9%
B+	30% to 34.9%
B	25% to 29.9%
C+	20% to 24.9%
C	15% to 19.9%
D+	10% to 14.9%
D	5% to 9.9%
F	4.9% & below

Prime Consultants	IBE Firm	Project Title	Contract Value	Prime P / T / D	IBE P / T / D	IBE Actual	Score
French & Parrello Associates		C-771A FRENCH & PARRELLO ASSOCIATES, P.A. / TOA - Facilities - Consulting Engineer Agreement	\$1,185,000.00	\$663,636.32	\$153,024.87	23.06%	C+
KS Engineers, P.C. (IBE Prime)	MBE	C-772A KS ENGINEERS, PC / TOA - Construction Inspection - Consulting Engineer Agreement	\$500,000.00	\$316,574.05	\$316,574.05	100.00%	A+
IH Engineers, P.C. (IBE Prime)	SBE	C-782A IH ENGINEERS, PC (IBE) / Underwater Substructure Improvement Design - All Regions - Professional Engineering Services Agreement	\$1,866,074.12	\$764,532.45	\$764,532.45	100.00%	A+
Traffic Planning and Design, Inc.		C-788A TRAFFIC PLANNING & DESIGN, INC. / TOA - Structural / Civil - Consulting Engineer Agreement	\$1,000,000.00	\$198,086.16	\$-	0.00%	F
Pennoni Associates Inc		C-789A PENNONI ASSOCIATES, INC. / TOA - Consulting Engineer Agreement	\$500,000.00	\$-	\$-	0.00%	N/A
Joseph Jingoli & Son, Inc.		CM-519A JOSEPH JINGOLI & SON, INC. / Southern Operations & Maintenance Facilities Improvements - Consulting Engineer Agreement	\$3,611,070.08	\$2,913,998.00	\$799,215.89	27.43%	B
Johnson, Mirmiran and Thompson, Inc.		CM-590A JOHNSON, MIRMIRAN AND THOMPSON, INC. / Northampton St. TSB Rehabilitation - CM / CI Services - Consulting Engineer Agreement	\$1,554,968.16	\$1,279,571.54	\$325,198.53	25.41%	B
Urban Engineers, Inc.		CM-694A URBAN ENGINEERS, INC. / New Hope Lambertville TSB Rehabilitation - CM / CI Services - Consulting Engineer Agreement	\$1,373,553.71	\$1,203,908.76	\$323,402.30	26.86%	B
Greenman-Pedersen, Inc.		CM-766A GREENMAN-PEDERSEN, INC. / I-78 NJ Roadway Rehabilitation and Power & Communication Infrastructure Improvements - CM / CI Services - Consulting Engineer Agreement	\$2,405,208.16	\$1,593,417.59	\$224,023.34	14.06%	D+

*Met or Exceeded the Target

*Did Not Meet the Target

*P/T/D = Paid To Date

Delaware River Joint Toll Bridge Commission

Meeting of March 31, 2025

Completed Construction Projects - Summary's & Scores (IBE Payments, Workforce Hours & Ethnicity Participation)

Date: From 07/01/2014 To 02/28/2025

IBE Payments Legend	
Score Rankings	IBE Commitment Participation
A+	45% & above
A	35% to 44.9%
B+	30% to 34.9%
B	25% to 29.9%
C+	20% to 24.9%
C	15% to 19.9%
D+	10% to 14.9%
D	5% to 9.9%
F	4.9% & below

Total of all Primes Contract Values **\$546,089,491.37**

Total Payments to all Primes **\$529,522,433.01**

Total Payments to all IBEs **\$106,092,678.02**

IBE Target **25.00%**

IBE Actual **20.04%**

Workforce Utilization Legend		
Score Rankings	Workforce Commitment Participation	Ethnicity & Gender Participation
A+	30% & above	25% & above
A	25% to 29.9%	15% to 24.9%
B+	20% to 24.9%	over 15%
B	15% to 19.9%	10% to 14.9%
C+	10% to 14.9%	over 10%
C	10% to 14.9%	7.5% to 9.9%
D+	5% to 9.9%	over 7.5%
D	5% to 9.9%	5% to 7.4%
F	4.9% & below	4.9% & below

COMPLETED CONSTRUCTION PROJECTS														
Payments Summary					Workforce Hours Summary 19.66%						Ethnicity Participation Summary			
Total Contracts Value	Total Prime P / T / D	Total IBE P / T / D	Total IBE %	Payments Score (Total IBE Payments)	Total Number of Workers	Total Hours Worked	Caucasian Hours	Total Minority Hours	Total Women Hours	Workforce Score (Total Hours Worked)	Caucasian %	Minority %	Women %	Ethnicity Score (Total Participation)
\$546,089,491.37	\$529,522,433.01	\$106,092,678.02	20.04%	C+	4425	1,727,852.45	1,434,297.06	293,555.39	46,198.00	B	83.01%	16.99%	2.67%	A

DB-724A SCHNEIDER ELECTRIC Electronic Surveillance/Detection System Maintenance Contract														
Payments Summary					Workforce Hours Summary 45.89%						Ethnicity Participation Summary			
Total Contracts Value	Total Prime P / T / D	Total IBE P / T / D	Total IBE %	Payments Score (Total IBE Payments)	Total Number of Workers	Total Hours Worked	Caucasian Hours	Total Minority Hours	Total Women Hours	Workforce Score (Total Hours Worked)	Caucasian %	Minority %	Women %	Ethnicity Score (Total Participation)
\$11,294,820.75	\$1,436,335.65	\$215,551.42	15.01%	C	57	717.00	479.00	238.00	91.00	A+	66.81%	33.19%	12.69%	A+

T-508A BRACY - I-78 Maintenance Garage Expansion at I-78 PA Welcome Center / Maintenance Facility														
Payments Summary					Workforce Hours Summary 7.39%						Ethnicity Participation Summary			
Total Contracts Value	Total Prime P / T / D	Total IBE P / T / D	Total IBE %	Payments Score (Total IBE Payments)	Total Number of Workers	Total Hours Worked	Caucasian Hours	Total Minority Hours	Total Women Hours	Workforce Score (Total Hours Worked)	Caucasian %	Minority %	Women %	Ethnicity Score (Total Participation)
\$10,049,000.00	\$9,845,176.91	\$1,589,381.54	16.14%	C	244	31,516.58	30,048.08	1,468.50	861.25	D	95.34%	4.66%	2.73%	F

T-514A WEST SIDE - DIII Toll Bridges Facilities Emergency Standby Generators Improvements														
Payments Summary					Workforce Hours Summary 0.00%						Ethnicity Participation Summary			
Total Contracts Value	Total Prime P / T / D	Total IBE P / T / D	Total IBE %	Payments Score (Total IBE Payments)	Total Number of Workers	Total Hours Worked	Caucasian Hours	Total Minority Hours	Total Women Hours	Workforce Score (Total Hours Worked)	Caucasian %	Minority %	Women %	Ethnicity Score (Total Participation)
\$680,480.00	\$644,686.00	\$197,339.99	30.61%	B+	0	0.00	0.00	0.00	0.00	N/A	0.00%	0.00%	0.00%	N/A

T-566A INTERCOUNTY PAVING - PORTLAND COLUMBIA TOLL BRIDGE APPROACH ROADWAY IMPROVEMENTS														
Payments Summary					Workforce Hours Summary 0.00%						Ethnicity Participation Summary			
Total Contracts Value	Total Prime P / T / D	Total IBE P / T / D	Total IBE %	Payments Score (Total IBE Payments)	Total Number of Workers	Total Hours Worked	Caucasian Hours	Total Minority Hours	Total Women Hours	Workforce Score (Total Hours Worked)	Caucasian %	Minority %	Women %	Ethnicity Score (Total Participation)
\$6,317,000.00	\$6,193,334.28	\$1,877,906.86	30.32%	B+	0	0.00	0.00	0.00	0.00	N/A	0.00%	0.00%	0.00%	N/A

T-611A MAGNUM (IBE) NH-L Toll Bridge Salt Storage Facility														
Payments Summary					Workforce Hours Summary 2.16%						Ethnicity Participation Summary			
Total Contracts Value	Total Prime P / T / D	Total IBE P / T / D	Total IBE %	Payments Score (Total IBE Payments)	Total Number of Workers	Total Hours Worked	Caucasian Hours	Total Minority Hours	Total Women Hours	Workforce Score (Total Hours Worked)	Caucasian %	Minority %	Women %	Ethnicity Score (Total Participation)
\$1,439,584.00	\$1,348,934.71	\$1,348,934.71	100.00%	A+	65	5,925.50	5,805.50	120.00	8.00	F	97.97%	2.03%	0.14%	F

T-641A MERC0 - Easton / Phillipsburg Ramp C Stabilization														
Payments Summary					Workforce Hours Summary 0.00%						Ethnicity Participation Summary			
Total Contracts Value	Total Prime P / T / D	Total IBE P / T / D	Total IBE %	Payments Score (Total IBE Payments)	Total Number of Workers	Total Hours Worked	Caucasian Hours	Total Minority Hours	Total Women Hours	Workforce Score (Total Hours Worked)	Caucasian %	Minority %	Women %	Ethnicity Score (Total Participation)
\$1,130,000.00	\$998,300.00	\$998,300.00	100.00%	A+	0	0.00	0.00	0.00	0.00	N/A	0.00%	0.00%	0.00%	N/A

Delaware River Joint Toll Bridge Commission

Meeting of March 31, 2025

Completed Construction Projects - Summary's & Scores (IBE Payments, Workforce Hours & Ethnicity Participation)

Date: From 07/01/2014 To 02/28/2025

IBE Payments Legend	
Score Rankings	IBE Commitment Participation
A+	45% & above
A	35% to 44.9%
B+	30% to 34.9%
B	25% to 29.9%
C+	20% to 24.9%
C	15% to 19.9%
D+	10% to 14.9%
D	5% to 9.9%
F	4.9% & below

Total of all Primes Contract Values **\$546,089,491.37**

Total Payments to all Primes **\$529,522,433.01**

Total Payments to all IBEs **\$106,092,678.02**

IBE Target **25.00%**

IBE Actual **20.04%**

Workforce Utilization Legend		
Score Rankings	Workforce Commitment Participation	Ethnicity & Gender Participation
A+	30% & above	25% & above
A	25% to 29.9%	15% to 24.9%
B+	20% to 24.9%	over 15%
B	15% to 19.9%	10% to 14.9%
C+	10% to 14.9%	over 10%
C	10% to 14.9%	7.5% to 9.9%
D+	5% to 9.9%	over 7.5%
D	5% to 9.9%	5% to 7.4%
F	4.9% & below	4.9% & below

T-644A J.D. ECKMAN - Easton Phillipsburg TB Facility Administration Bldg.														
Payments Summary					Workforce Hours Summary 28.50%						Ethnicity Participation Summary			
Total Contracts Value	Total Prime P / T / D	Total IBE P / T / D	Total IBE %	Payments Score (Total IBE Payments)	Total Number of Workers	Total Hours Worked	Caucasian Hours	Total Minority Hours	Total Women Hours	Workforce Score (Total Hours Worked)	Caucasian %	Minority %	Women %	Ethnicity Score (Total Participation)
\$11,117,003.61	\$11,038,703.72	\$3,066,725.97	27.78%	B	320	47,800.75	35,278.00	12,522.75	1,098.75	A	73.80%	26.20%	2.30%	A+

T-645A MJF Building & Facilities Energy Conservation														
Payments Summary					Workforce Hours Summary 23.54%						Ethnicity Participation Summary			
Total Contracts Value	Total Prime P / T / D	Total IBE P / T / D	Total IBE %	Payments Score (Total IBE Payments)	Total Number of Workers	Total Hours Worked	Caucasian Hours	Total Minority Hours	Total Women Hours	Workforce Score (Total Hours Worked)	Caucasian %	Minority %	Women %	Ethnicity Score (Total Participation)
\$5,376,806.87	\$5,376,806.87	\$5,376,806.87	100.00%	A+	46	9,735.28	7,509.23	2,226.05	65.75	B+	77.13%	22.87%	0.68%	A

T-645B SCHNEIDER ELECTRIC Building & Facilities Energy Conservation Measures - Mechanical/Controls														
Payments Summary					Workforce Hours Summary 0.00%						Ethnicity Participation Summary			
Total Contracts Value	Total Prime P / T / D	Total IBE P / T / D	Total IBE %	Payments Score (Total IBE Payments)	Total Number of Workers	Total Hours Worked	Caucasian Hours	Total Minority Hours	Total Women Hours	Workforce Score (Total Hours Worked)	Caucasian %	Minority %	Women %	Ethnicity Score (Total Participation)
\$1,247,159.50	\$1,247,159.50	\$129,525.50	10.39%	D+	7	1,625.50	1,625.50	0.00	0.00	F	100.00%	0.00%	0.00%	F

T-661A TRC - SFB Replacement Project Subsurface Boring & Sampling														
Payments Summary					Workforce Hours Summary 0.00%						Ethnicity Participation Summary			
Total Contracts Value	Total Prime P / T / D	Total IBE P / T / D	Total IBE %	Payments Score (Total IBE Payments)	Total Number of Workers	Total Hours Worked	Caucasian Hours	Total Minority Hours	Total Women Hours	Workforce Score (Total Hours Worked)	Caucasian %	Minority %	Women %	Ethnicity Score (Total Participation)
\$1,559,275.00	\$1,438,941.98	\$234,466.30	16.29%	C	0	0.00	0.00	0.00	0.00	N/A	0.00%	0.00%	0.00%	N/A

T-666A PKF - SFB Replacement Project Construction for PA Noise Walls														
Payments Summary					Workforce Hours Summary 14.94%						Ethnicity Participation Summary			
Total Contracts Value	Total Prime P / T / D	Total IBE P / T / D	Total IBE %	Payments Score (Total IBE Payments)	Total Number of Workers	Total Hours Worked	Caucasian Hours	Total Minority Hours	Total Women Hours	Workforce Score (Total Hours Worked)	Caucasian %	Minority %	Women %	Ethnicity Score (Total Participation)
\$11,394,750.00	\$11,219,737.01	\$3,338,786.23	29.76%	B	42	5,738.00	5,122.00	616.00	241.50	C	89.26%	10.74%	4.21%	B

T-667A AP CONSTRUCTION - SFB Replacement Project Tree Clearing														
Payments Summary					Workforce Hours Summary 0.00%						Ethnicity Participation Summary			
Total Contracts Value	Total Prime P / T / D	Total IBE P / T / D	Total IBE %	Payments Score (Total IBE Payments)	Total Number of Workers	Total Hours Worked	Caucasian Hours	Total Minority Hours	Total Women Hours	Workforce Score (Total Hours Worked)	Caucasian %	Minority %	Women %	Ethnicity Score (Total Participation)
\$1,814,999.39	\$1,721,688.26	\$454,825.01	26.42%	B	0	0.00	0.00	0.00	0.00	N/A	0.00%	0.00%	0.00%	N/A

T-668A TRUMBULL 2 New Jersey - SFB Replacement Project														
Payments Summary					Workforce Hours Summary 21.57%						Ethnicity Participation Summary			
Total Contracts Value	Total Prime P / T / D	Total IBE P / T / D	Total IBE %	Payments Score (Total IBE Payments)	Total Number of Workers	Total Hours Worked	Caucasian Hours	Total Minority Hours	Total Women Hours	Workforce Score (Total Hours Worked)	Caucasian %	Minority %	Women %	Ethnicity Score (Total Participation)
\$-	\$-	\$-	0.00%	N/A	1729	666,190.74	539,434.44	126,756.30	16,967.50	B+	80.97%	19.03%	2.55%	A

Delaware River Joint Toll Bridge Commission

Meeting of March 31, 2025

Completed Construction Projects - Summary's & Scores (IBE Payments, Workforce Hours & Ethnicity Participation)

Date: From 07/01/2014 To 02/28/2025

IBE Payments Legend	
Score Rankings	IBE Commitment Participation
A+	45% & above
A	35% to 44.9%
B+	30% to 34.9%
B	25% to 29.9%
C+	20% to 24.9%
C	15% to 19.9%
D+	10% to 14.9%
D	5% to 9.9%
F	4.9% & below

Total of all Primes Contract Values **\$546,089,491.37**

Total Payments to all Primes **\$529,522,433.01**

Total Payments to all IBEs **\$106,092,678.02**

IBE Target **25.00%**

IBE Actual **20.04%**

Workforce Utilization Legend		
Score Rankings	Workforce Commitment Participation	Ethnicity & Gender Participation
A+	30% & above	25% & above
A	25% to 29.9%	15% to 24.9%
B+	20% to 24.9%	over 15%
B	15% to 19.9%	10% to 14.9%
C+	10% to 14.9%	over 10%
C	10% to 14.9%	7.5% to 9.9%
D+	5% to 9.9%	over 7.5%
D	5% to 9.9%	5% to 7.4%
F	4.9% & below	4.9% & below

T-668A TRUMBULL 1 Pennsylvania SFB Bridge Replacement Project														
Payments Summary					Workforce Hours Summary 18.76%						Ethnicity Participation Summary			
Total Contracts Value	Total Prime P / T / D	Total IBE P / T / D	Total IBE %	Payments Score (Total IBE Payments)	Total Number of Workers	Total Hours Worked	Caucasian Hours	Total Minority Hours	Total Women Hours	Workforce Score (Total Hours Worked)	Caucasian %	Minority %	Women %	Ethnicity Score (Total Participation)
\$436,216,954.02	\$437,608,416.90	\$76,711,826.97	17.53%	C	1953	841,284.08	709,643.76	131,640.32	26,191.25	B	84.35%	15.65%	3.11%	A

T-705A SPARWICK - I-78 Toll Plaza Bumper Block Replacement														
Payments Summary					Workforce Hours Summary 0.00%						Ethnicity Participation Summary			
Total Contracts Value	Total Prime P / T / D	Total IBE P / T / D	Total IBE %	Payments Score (Total IBE Payments)	Total Number of Workers	Total Hours Worked	Caucasian Hours	Total Minority Hours	Total Women Hours	Workforce Score (Total Hours Worked)	Caucasian %	Minority %	Women %	Ethnicity Score (Total Participation)
\$160,006.00	\$160,006.00	\$160,006.00	100.00%	A+	0	0.00	0.00	0.00	0.00	N/A	0.00%	0.00%	0.00%	N/A

T-707A Bracy Commission Administration Building at SFB & Adaptive Reuse of the 1799 Building														
Payments Summary					Workforce Hours Summary 12.32%						Ethnicity Participation Summary			
Total Contracts Value	Total Prime P / T / D	Total IBE P / T / D	Total IBE %	Payments Score (Total IBE Payments)	Total Number of Workers	Total Hours Worked	Caucasian Hours	Total Minority Hours	Total Women Hours	Workforce Score (Total Hours Worked)	Caucasian %	Minority %	Women %	Ethnicity Score (Total Participation)
\$21,468,985.71	\$21,468,985.71	\$4,382,167.83	20.41%	C+	435	80,061.86	70,408.20	9,653.66	209.00	C	87.94%	12.06%	0.26%	B

T-708A Allied Painting New Hope-Lambertville Toll Bridge Floor System Rehabilitation -Facility Administration Building														
Payments Summary					Workforce Hours Summary 64.86%						Ethnicity Participation Summary			
Total Contracts Value	Total Prime P / T / D	Total IBE P / T / D	Total IBE %	Payments Score (Total IBE Payments)	Total Number of Workers	Total Hours Worked	Caucasian Hours	Total Minority Hours	Total Women Hours	Workforce Score (Total Hours Worked)	Caucasian %	Minority %	Women %	Ethnicity Score (Total Participation)
\$1,694,000.00	\$1,546,100.00	\$170,944.28	11.06%	D+	26	5,244.00	1,842.50	3,401.50	0.00	A+	35.14%	64.86%	0.00%	A+

T-711AR BRACY - Easton Phillipsburg Toll Bridge Salt Storage Building														
Payments Summary					Workforce Hours Summary 15.61%						Ethnicity Participation Summary			
Total Contracts Value	Total Prime P / T / D	Total IBE P / T / D	Total IBE %	Payments Score (Total IBE Payments)	Total Number of Workers	Total Hours Worked	Caucasian Hours	Total Minority Hours	Total Women Hours	Workforce Score (Total Hours Worked)	Caucasian %	Minority %	Women %	Ethnicity Score (Total Participation)
\$1,711,600.00	\$1,666,931.06	\$18,727.94	1.12%	F	77	5,669.75	4,784.50	885.25	0.00	B	84.39%	15.61%	0.00%	A

T-717A BRACY Milford-Montague Toll Bridge Salt Storage Building														
Payments Summary					Workforce Hours Summary 7.70%						Ethnicity Participation Summary			
Total Contracts Value	Total Prime P / T / D	Total IBE P / T / D	Total IBE %	Payments Score (Total IBE Payments)	Total Number of Workers	Total Hours Worked	Caucasian Hours	Total Minority Hours	Total Women Hours	Workforce Score (Total Hours Worked)	Caucasian %	Minority %	Women %	Ethnicity Score (Total Participation)
\$1,244,000.00	\$1,232,810.45	\$70,588.96	5.73%	D	43	3,227.00	2,978.50	248.50	0.00	D	92.30%	7.70%	0.00%	C

T-719A ROAD-CON Delaware Water Gap Toll Bridge Facility Westbound Toll Plaza Roadway and NJ Approach Repairs.														
Payments Summary					Workforce Hours Summary 23.68%						Ethnicity Participation Summary			
Total Contracts Value	Total Prime P / T / D	Total IBE P / T / D	Total IBE %	Payments Score (Total IBE Payments)	Total Number of Workers	Total Hours Worked	Caucasian Hours	Total Minority Hours	Total Women Hours	Workforce Score (Total Hours Worked)	Caucasian %	Minority %	Women %	Ethnicity Score (Total Participation)
\$3,773,197.85	\$3,554,825.27	\$610,051.82	17.16%	C	123	9,822.57	7,915.77	1,906.80	419.50	B+	80.59%	19.41%	4.27%	A

Delaware River Joint Toll Bridge Commission

Meeting of March 31, 2025

Completed Construction Projects - Summary's & Scores (IBE Payments, Workforce Hours & Ethnicity Participation)

Date: From 07/01/2014 To 02/28/2025

IBE Payments Legend	
Score Rankings	IBE Commitment Participation
A+	45% & above
A	35% to 44.9%
B+	30% to 34.9%
B	25% to 29.9%
C+	20% to 24.9%
C	15% to 19.9%
D+	10% to 14.9%
D	5% to 9.9%
F	4.9% & below

Total of all Primes Contract Values **\$546,089,491.37**

Total Payments to all Primes **\$529,522,433.01**

Total Payments to all IBEs **\$106,092,678.02**

IBE Target **25.00%**

IBE Actual **20.04%**

Workforce Utilization Legend		
Score Rankings	Workforce Commitment Participation	Ethnicity & Gender Participation
A+	30% & above	25% & above
A	25% to 29.9%	15% to 24.9%
B+	20% to 24.9%	over 15%
B	15% to 19.9%	10% to 14.9%
C+	10% to 14.9%	over 10%
C	10% to 14.9%	7.5% to 9.9%
D+	5% to 9.9%	over 7.5%
D	5% to 9.9%	5% to 7.4%
F	4.9% & below	4.9% & below

T-730A BRACY Southern Operations & Maintenance Facilities Improvements Trenton Morrisville Salt Operations														
Payments Summary					Workforce Hours Summary 6.85%						Ethnicity Participation Summary			
Total Contracts Value	Total Prime P / T / D	Total IBE P / T / D	Total IBE %	Payments Score (Total IBE Payments)	Total Number of Workers	Total Hours Worked	Caucasian Hours	Total Minority Hours	Total Women Hours	Workforce Score (Total Hours Worked)	Caucasian %	Minority %	Women %	Ethnicity Score (Total Participation)
\$3,275,000.00	\$3,234,621.97	\$450,025.89	13.91%	D+	57	5,831.08	5,471.58	359.50	40.00	D	93.83%	6.17%	0.69%	D

T-746A ROAD-CON, INC. / Trenton Morrisville TB Roadway repaving and Deck Sealing Improvements														
Payments Summary					Workforce Hours Summary 25.00%						Ethnicity Participation Summary			
Total Contracts Value	Total Prime P / T / D	Total IBE P / T / D	Total IBE %	Payments Score (Total IBE Payments)	Total Number of Workers	Total Hours Worked	Caucasian Hours	Total Minority Hours	Total Women Hours	Workforce Score (Total Hours Worked)	Caucasian %	Minority %	Women %	Ethnicity Score (Total Participation)
\$1.00	\$-	\$-	0.00%	N/A	5	64.00	48.00	16.00	0.00	A	75.00%	25.00%	0.00%	A+

TS-639B MOUNT CONSTRUCTION - Lower Trenton TSB Approach Roadways Improvements														
Payments Summary					Workforce Hours Summary 0.00%						Ethnicity Participation Summary			
Total Contracts Value	Total Prime P / T / D	Total IBE P / T / D	Total IBE %	Payments Score (Total IBE Payments)	Total Number of Workers	Total Hours Worked	Caucasian Hours	Total Minority Hours	Total Women Hours	Workforce Score (Total Hours Worked)	Caucasian %	Minority %	Women %	Ethnicity Score (Total Participation)
\$2,731,688.30	\$2,090,794.00	\$2,090,794.00	100.00%	A+	0	0.00	0.00	0.00	0.00	N/A	0.00%	0.00%	0.00%	N/A

TS-650A ROAD-CON - RIVERTON BELVIDERE TSB														
Payments Summary					Workforce Hours Summary 0.00%						Ethnicity Participation Summary			
Total Contracts Value	Total Prime P / T / D	Total IBE P / T / D	Total IBE %	Payments Score (Total IBE Payments)	Total Number of Workers	Total Hours Worked	Caucasian Hours	Total Minority Hours	Total Women Hours	Workforce Score (Total Hours Worked)	Caucasian %	Minority %	Women %	Ethnicity Score (Total Participation)
\$708,707.00	\$652,738.50	\$28,347.48	4.34%	F	0	0.00	0.00	0.00	0.00	N/A	0.00%	0.00%	0.00%	N/A

TS-677A SPARWICK - SF TSB Interim Deck Repairs on I-95														
Payments Summary					Workforce Hours Summary 13.62%						Ethnicity Participation Summary			
Total Contracts Value	Total Prime P / T / D	Total IBE P / T / D	Total IBE %	Payments Score (Total IBE Payments)	Total Number of Workers	Total Hours Worked	Caucasian Hours	Total Minority Hours	Total Women Hours	Workforce Score (Total Hours Worked)	Caucasian %	Minority %	Women %	Ethnicity Score (Total Participation)
\$999,656.00	\$999,656.00	\$999,656.00	100.00%	A+	8	580.00	501.00	79.00	0.00	C	86.38%	13.62%	0.00%	B

TS-687A CARR & DUFF - Lower Trenton Toll Supported Bridge Replacement of Sign Lighting Elements														
Payments Summary					Workforce Hours Summary 1.50%						Ethnicity Participation Summary			
Total Contracts Value	Total Prime P / T / D	Total IBE P / T / D	Total IBE %	Payments Score (Total IBE Payments)	Total Number of Workers	Total Hours Worked	Caucasian Hours	Total Minority Hours	Total Women Hours	Workforce Score (Total Hours Worked)	Caucasian %	Minority %	Women %	Ethnicity Score (Total Participation)
\$647,000.00	\$647,000.00	\$163,632.58	25.29%	B	14	2,734.00	2,693.00	41.00	0.00	F	98.50%	1.50%	0.00%	F

TS-699A CARR & DUFF LOWER TRENTON TSB APPROACH TRAFFIC SIGNAL EQUIPMENT UPGRADES														
Payments Summary					Workforce Hours Summary 28.52%						Ethnicity Participation Summary			
Total Contracts Value	Total Prime P / T / D	Total IBE P / T / D	Total IBE %	Payments Score (Total IBE Payments)	Total Number of Workers	Total Hours Worked	Caucasian Hours	Total Minority Hours	Total Women Hours	Workforce Score (Total Hours Worked)	Caucasian %	Minority %	Women %	Ethnicity Score (Total Participation)
\$161,150.37	\$161,150.32	\$61,169.00	37.96%	A	11	433.00	309.50	123.50	0.00	A	71.48%	28.52%	0.00%	A+

Delaware River Joint Toll Bridge Commission

Meeting of March 31, 2025

Completed Construction Projects - Summary's & Scores (IBE Payments, Workforce Hours & Ethnicity Participation)

Date: From 07/01/2014 To 02/28/2025

IBE Payments Legend	
Score Rankings	IBE Commitment Participation
A+	45% & above
A	35% to 44.9%
B+	30% to 34.9%
B	25% to 29.9%
C+	20% to 24.9%
C	15% to 19.9%
D+	10% to 14.9%
D	5% to 9.9%
F	4.9% & below

Total of all Primes Contract Values **\$546,089,491.37**

Total Payments to all Primes **\$529,522,433.01**

Total Payments to all IBEs **\$106,092,678.02**

IBE Target **25.00%**

IBE Actual **20.04%**

Workforce Utilization Legend		
Score Rankings	Workforce Commitment Participation	Ethnicity & Gender Participation
A+	30% & above	25% & above
A	25% to 29.9%	15% to 24.9%
B+	20% to 24.9%	over 15%
B	15% to 19.9%	10% to 14.9%
C+	10% to 14.9%	over 10%
C	10% to 14.9%	7.5% to 9.9%
D+	5% to 9.9%	over 7.5%
D	5% to 9.9%	5% to 7.4%
F	4.9% & below	4.9% & below

TTS-723A J FLETCHER CREAMER On Call Beam Guide Rail & Attenuator Replacement														
Payments Summary					Workforce Hours Summary 38.70%						Ethnicity Participation Summary			
Total Contracts Value	Total Prime P / T / D	Total IBE P / T / D	Total IBE %	Payments Score (Total IBE Payments)	Total Number of Workers	Total Hours Worked	Caucasian Hours	Total Minority Hours	Total Women Hours	Workforce Score (Total Hours Worked)	Caucasian %	Minority %	Women %	Ethnicity Score (Total Participation)
\$1,376,666.00	\$756,232.60	\$113,829.53	15.05%	C	55	2,315.50	1,419.50	896.00	0.00	A+	61.30%	38.70%	0.00%	A+

TTS-736A RCC BUILDERS & DEVELOPERS - (IBE) JOC for Building and Facility Work North Region														
Payments Summary					Workforce Hours Summary 48.50%						Ethnicity Participation Summary			
Total Contracts Value	Total Prime P / T / D	Total IBE P / T / D	Total IBE %	Payments Score (Total IBE Payments)	Total Number of Workers	Total Hours Worked	Caucasian Hours	Total Minority Hours	Total Women Hours	Workforce Score (Total Hours Worked)	Caucasian %	Minority %	Women %	Ethnicity Score (Total Participation)
\$3,000,000.00	\$68,665.26	\$68,665.26	100.00%	A+	2	334.00	172.00	162.00	0.00	A+	51.50%	48.50%	0.00%	A+

TTS-737A RCC BUILDERS & DEVELOPERS - Job Order Contracting for Building & Facility Work SOUTH REGION														
Payments Summary					Workforce Hours Summary 19.88%						Ethnicity Participation Summary			
Total Contracts Value	Total Prime P / T / D	Total IBE P / T / D	Total IBE %	Payments Score (Total IBE Payments)	Total Number of Workers	Total Hours Worked	Caucasian Hours	Total Minority Hours	Total Women Hours	Workforce Score (Total Hours Worked)	Caucasian %	Minority %	Women %	Ethnicity Score (Total Participation)
\$3,500,000.00	\$1,163,694.08	\$1,163,694.08	100.00%	A+	35	1,002.26	807.50	194.76	4.50	B	80.57%	19.43%	0.45%	A

Delaware River Joint Toll Bridge Commission

Meeting of March 31, 2025

Completed Professional Services Projects Payments Detail Report

Date: From 07/01/2014 To 02/28/2025

IBE Payments Legend	
Score Rankings	IBE Commitment Participation
A+	45% & above
A	35% to 44.9%
B+	30% to 34.9%
B	25% to 29.9%
C+	20% to 24.9%
C	15% to 19.9%
D+	10% to 14.9%
D	5% to 9.9%
F	4.9% & below

Summary	Contract Value	Prime P / T / D	IBE P / T / D	IBE Actual	Score
Professional and Construction Projects Totals	\$608,812,350.17	\$585,201,577.40	\$122,854,144.51	20.99%	C+
Professional Services Projects Totals	\$62,722,858.80	\$55,679,144.39	\$16,761,466.49	30.10%	B+

Prime Consultants	IBE Firm	Project Title	Contract Value	Prime P / T / D	IBE P / T / D	IBE Actual	Score
Burns Engineering, Inc.		C-508A BURNS - I-78 Maintenance Garage Expansion	\$717,042.74	\$717,042.74	\$305,795.94	42.65%	A
Gannett Fleming Inc. - Camp Hill, PA		C-644A GANNETT - I-78 Bridges & Approach Slab Rehabilitation	\$651,157.49	\$600,565.63	\$42,925.47	7.15%	D
Ammann & Whitney		C-650A AMMANN - Riverton / Belvidere TSB Critical Member Strengthening - Design	\$517,538.84	\$451,072.33	\$36,347.80	8.06%	D
Joseph Jingoli & Son, Inc.		C-657A JINGOLI - TOA / Building Construction Management Services - PA Assignment Level 3 Toll Bridge Facilities Energy Contract	\$300,000.00	\$297,447.96	\$13,380.00	4.50%	F
McCormick Taylor, Inc.		C-662A MCCORMICK - SFB Replacement Public Involvement Services	\$1,800,016.87	\$1,566,323.71	\$382,985.84	24.45%	C+
Pennoni Associates Inc		C-663A PENNONI - SFB Replacement Project Traffic Engineering Services Pre-construction Traffic Study	\$248,468.49	\$237,424.67	\$118,547.24	49.93%	A+
Cherry, Weber & Associates, P.C.		C-684A-1/2 Van Cleef Engineering Associates, LLC - formally - CHERRY WEBER ENG.-General Engineering Services 2015-2018 Annual Inspections for contract C-684A-1	\$1,222,340.65	\$1,222,340.65	\$292,358.15	23.92%	C+
Johnson, Mirmiran and Thompson, Inc.		C-696A JMT - TOA / Engineering Services - PA Assignment	\$500,000.00	\$436,347.22	\$92,842.42	21.28%	C+
Rummel, Klepper and Kahl, LLP		C-701A RK&K - TOA / Engineering Services for Electronic Toll Collection Systems	\$500,000.00	\$461,812.98	\$91,464.15	19.81%	C
IH Engineers, P.C. (IBE Prime)	MBE	C-702B IH ENGS (IBE)- STRUCTURAL / CIVIL TASK ORDER AGREEMENT - NJ ASSIGNMENT	\$1,000,000.00	\$863,109.07	\$863,109.07	100.00%	A+
Urban Engineers, Inc.		C-703A URBAN - TOA / Construction Management Services for PA Assignment	\$500,000.00	\$445,990.62	\$89,676.75	20.11%	C+
USA Architects (IBE Prime)	SBE	C-707A USA - Commission Administration Building at Scudder Falls	\$1,376,451.71	\$1,376,354.11	\$1,376,354.11	100.00%	A+
Pennoni Associates Inc		C-715A PENNONI ASSOCIATES INC -Structural/Civil Task Order Agreement - PA Assignment	\$1,000,000.00	\$826,516.45	\$198,308.65	23.99%	C+
KS Engineers, P.C. (IBE Prime)	MBE	C-733A KS ENGINEERS, P.C. - CONSTRUCTION MANAGEMENT SERVICES TASK ORDER AGREEMENT FOR PROFESSIONAL ENGINEERING SERVICES	\$500,000.00	\$459,522.55	\$459,522.55	100.00%	A+
Pickering, Corts & Summerson, Inc. (IBE Prime)	SBE	C-757A - PICKERING, CORTS & SUMMERSON -- SBE - PROFESSIONAL ENGINEERING SERVICES FOR THE GENENRAL ENGINEERING SERVICES 2021-2021 ANNUAL INSPECTION	\$1,280,000.00	\$531,101.62	\$531,101.62	100.00%	A+
Jacobs Engineering Group Inc.		CI-566A JACOBS - Portland / Columbia Toll Bridge Approach Roadways Improvements	\$532,349.00	\$476,991.53	\$144,473.11	30.29%	B+
Jacobs Engineering Group Inc.		CI-665A JACOBS - SFB Replacement Project Engineering Services for PA Noise Walls Construction	\$626,965.76	\$626,933.76	\$44,766.05	7.14%	D
TRC Engineers		CI-671A TRC - SFB Replacement Project Engineering Services for PA Approach Improvements	\$6,515,220.03	\$4,191,312.55	\$1,401,556.53	33.44%	B+
WSP/PARSONS BRINCKERHOFF, INC		CI-672A PARSONS (WSP) - SFB Replacement Project Engineering Services for Main River Bridge Replacement	\$7,776,718.32	\$5,398,968.46	\$1,398,298.09	25.90%	B
Gannett Fleming Inc. - Camp Hill, PA		CI-673A GANNETT - SFB Replacement Project Engineering Services for NJ Assignment	\$6,568,103.32	\$6,084,459.84	\$1,932,944.20	31.77%	B+
STV Inc. - Trenton, NJ		CM-508A STV - I-78 Maintenance Garage Expansion Engineering Services for Construction Management	\$586,402.81	\$582,335.21	\$44,851.79	7.70%	D
Greenman-Pedersen, Inc.		CM-644A GPI - I-78 Bridges and Approach Slabs Rehabilitation Construction Management / Inspection Services	\$1,545,442.08	\$1,429,603.53	\$266,934.72	18.67%	C
Greenman-Pedersen, Inc.		CM-664A GPI - SFB Replacement Project PA Noise Walls Construction Management Services	\$912,693.42	\$849,622.00	\$137,484.89	16.18%	C

*Met or Exceeded the Target

*Did Not Meet the Target

*P/T/D = Paid To Date

Delaware River Joint Toll Bridge Commission

Meeting of March 31, 2025

Completed Professional Services Projects Payments Detail Report

Date: From 07/01/2014 To 02/28/2025

IBE Payments Legend	
Score Rankings	IBE Commitment Participation
A+	45% & above
A	35% to 44.9%
B+	30% to 34.9%
B	25% to 29.9%
C+	20% to 24.9%
C	15% to 19.9%
D+	10% to 14.9%
D	5% to 9.9%
F	4.9% & below

Prime Consultants	IBE Firm	Project Title	Contract Value	Prime P / T / D	IBE P / T / D	IBE Actual	Score
Hill International, Inc. - Philadelphia, PA		CM-669A HILL - SFB Replacement Project Construction Management Services	\$25,015,066.98	\$25,015,064.91	\$6,459,687.39	25.82%	B
Joseph Jingoli & Son, Inc.		CM-707A JINGOLI - Commission Administration Building at Scudder Falls - Construction Management Services	\$530,880.29	\$530,880.29	\$35,749.96	6.73%	D

*Met or Exceeded the Target

*Did Not Meet the Target

*P/T/D = Paid To Date

Delaware River Joint Toll Bridge Commission
Meeting of March 31, 2025

MINORITY, WOMEN AND SMALL BUSINESS ENTERPRISE PROGRAM

The Delaware River Joint Toll Bridge Commission implemented a one-year Minority Business Enterprise (MBE) pilot program, with a 7% participation goal, and the Women Business Enterprise (WBE) pilot program with a 3% goal. These goals applied to consultants and contractors' participating in the Commission's Capital Program and were effective on September 1, 2008.

At its December 2008 Commission Meeting, the Commission revised the pilot program to specify a 25% Small Business Enterprise (SBE) goal to New Jersey assigned consultant contracts in lieu of the previously specified 7% MBE and 3% WBE goals.

At its December 2010 Commission Meeting, due to the success of the Commission's MWSBE Pilot Program, the Delaware River Joint Toll Bridge Commission adopted a resolution for permanent status of the Minority Business Enterprise (MBE) program, with a 7% participation goal, and the Women Business Enterprise (WBE) program with a 3% goal, and the Small Business Enterprise (SBE) program with a 25% goal. These goals apply to consultants and contractors' participating in the Commission's Capital Program.

The Contract Compliance Department continues to monitor, update and analyze the payments for the MWSBE diversity program.

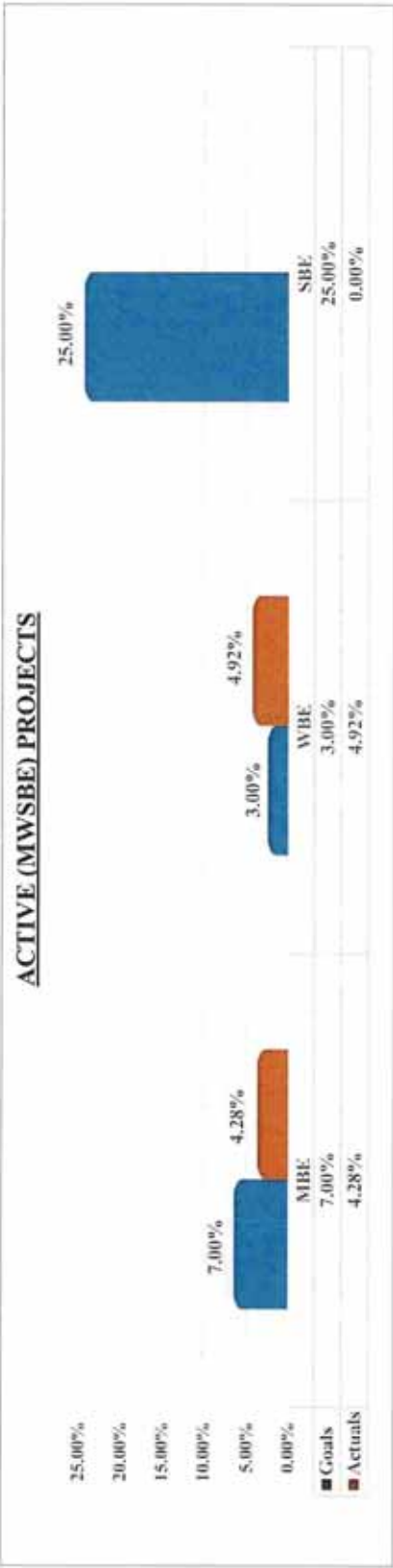
- | | |
|---|-------------------|
| a) PA Assigned Professional Services Contracts: | 7% MBE and 3% WBE |
| b) No State Assigned Professional Services Contracts: | 7% MBE and 3% WBE |
| c) Capital Plan Construction Contracts: | 7% MBE and 3% WBE |
| d) NJ Assigned Professional Services Contracts: | 25% SBE |

Numerous diversified businesses have benefited and continue to benefit from the Commission's previous M/W/SBE Program. The number of Contracts awarded during the MWSBE Program are as follows:

- | | |
|-----------------------------------|-----|
| ➤ Active Projects: | 1 |
| ➤ Completed Projects: | 76 |
| ➤ Total Capital Program Projects: | 77 |
| ➤ Total Number of Contractors: | 180 |

As of July 1, 2014 projects fall into the status now commonly referred to as **IBE (Identified Business Enterprise)** with a projected target to be or to exceed 25% of the total project award amount.

ACTIVE and COMPLETED (MWSBE) PROJECTS PAYMENTS



M/WBE Actual Summary Totals		M/WBE		WBE		SBE Actual Summary Totals		SBE	
		ACTUAL	PAYMENTS	ACTUAL	PAYMENTS			ACTUAL	PAYMENTS
		4.28%	\$1,319,428.97	4.92%	\$1,515,615.03			0.00%	\$0.00
PROJECT NO.	CONTRACTOR / CONSULTANT	PROJECT VALUE	TOTAL PAYMENTS TO DATE	MBE GOAL 7%	MBE PAYMENTS	WBE GOAL 3%	WBE PAYMENTS	SBE GOAL 25%	SBE PAYMENTS
C-502A	AECOM Transp.	\$ 30,397,000.00	\$ 30,809,272.75	4.28%	\$ 1,319,428.97	4.92%	\$ 1,515,615.03	0.00%	\$ 0.00

**Delaware River Joint Toll Bridge Commission
Meeting of March 31, 2025**

**Minority, Women and Small Business Enterprise Payment Reporting
Completed Contracts**

**Categories highlighted below indicates the Prime has either met or exceeded the target.*

PROJECT NO.	CONTRACTOR / CONSULTANT	CONTRACT VALUE	MBE GOAL 7.0 %	MBE PAYMENTS	WBE GOAL 3.0 %	WBE PAYMENTS	SBE GOAL 25.0 %	SBE PAYMENTS
DB-427B	A.P. Construction	\$ 4,356,866.00	10.00%	\$ 435,686.60	7.30%	\$ 318,051.22		
T/TS-573A	A.P. Construction	\$ 7,823,588.00	7.69%	\$ 601,633.92	4.92%	\$ 384,920.53		
T-440BR	A.P. Construction	\$ 4,608,295.33	11.70%	\$ 539,170.55	7.33%	\$ 337,788.05		
TTS-476A-2	A.P. Construction	\$ 3,511,153.06	7.20%	\$ 252,803.02	5.50%	\$ 193,113.42		
T-472A	Allied Painting	\$ 15,595,983.76	9.70%	\$ 1,512,810.42	15.00%	\$ 2,339,397.56		
C-443A	Ammann & Whitney	\$ 770,909.81	10.00%	\$ 77,090.98	14.00%	\$ 107,927.37		
C-445A	Ammann & Whitney	\$ 920,304.08	7.20%	\$ 66,261.89	3.20%	\$ 29,449.73		
C-629B	Michael Baker	\$ 500,000.00					2.79%	\$ 13,937.96
T-474A	Bracy Contracting	\$ 2,660,000.00	6.05%	\$ 160,930.00	2.87%	\$ 76,342.00		
C-474A	Brinjac	\$ 287,603.87	8.00%	\$ 23,008.31	9.00%	\$ 25,884.35		
C-627A	Buchart Horn	\$ 132,374.35						
C-598A	Burns Group	\$ 408,272.00					8.00%	\$ 32,661.76
C-454A	Carroll Engineers	\$ 500,000.00	18.10%	\$ 90,500.00	5.90%	\$ 29,500.00		
C-543A	Cherry Weber	\$ 612,233.00					28.30%	\$ 173,261.94
C-639A	Cherry Weber	\$ 401,455.40	18.10%	\$ 72,663.43	5.90%	\$ 23,685.87		
T-498A	Cornell & Co.	\$ 1,999,015.22	9.30%	\$ 185,908.42	6.30%	\$ 125,937.96		
T-554A	Dayspring Electric	\$ 232,117.66						
C-628A	Dewberry	\$ 474,625.86	9.69%	\$ 46,014.78	13.27%	\$ 62,999.77	9.12%	\$ 43,294.17
C-454B	French & Parello	\$ 500,000.00					17.00%	\$ 85,000.00
C-627B	French & Parello	\$ 276,851.59					5.70%	\$ 28,487.21
C-453A	Gannett Fleming	\$ 1,000,000.00	5.33%	\$ 53,300.00	0.87%	\$ 8,700.00		\$ -
C-598B	Gannett Fleming	\$ 367,353.90					8.95%	\$ 32,878.17
C-566A	Greenman Pedersen	\$ 350,675.02	9.54%	\$ 33,464.64	0.83%	\$ 2,924.37		\$ -
C-599B	Greenman Pedersen	\$ 1,000,000.00					4.00%	\$ 40,000.00
CM-437A	Greenman Pedersen	\$ 2,559,020.59					19.50%	\$ 499,009.02
CM-440B	Greenman Pedersen	\$ 753,336.71					17.64%	\$ 132,888.60
T-441A	H & G Contractors	\$ 1,586,698.00	6.60%	\$ 104,722.07	1.57%	\$ 24,911.16		
C-530A	Hill International	\$ 400,000.00	2.50%	\$ 10,000.00				
CM-427B	Hill International	\$ 629,749.00					13.60%	\$ 85,645.86
CM-447B	Hill International	\$ 973,401.52	4.10%	\$ 39,909.46	2.10%	\$ 20,441.43		
CM-442A	Hill International	\$ 319,826.73					25.14%	\$ 80,404.44
CM-573A	Hill International	\$ 1,038,384.48	6.20%	\$ 64,379.84	5.80%	\$ 60,226.30		
C-629A	Hill International	\$ 147,560.34					13.66%	\$ 40,993.70
T-506A	HRI	\$ 13,727,411.69	7.17%	\$ 984,255.42	2.91%	\$ 399,467.68		
TS-505A	IEW	\$ 661,352.00	55.00%	\$ 363,743.60	8.93%	\$ 59,058.73		
DB-563A	J. Fletcher Creamer	\$ 1,283,717.00	15.00%	\$ 192,557.55	4.00%	\$ 51,348.68		
TTS-634AR	J. Fletcher Creamer	\$ 896,808.00	8.35%	\$ 74,885.53	0.42%	\$ 3,755.75		
T-437A	J.D. Eckman	\$ 24,412,321.90	7.48%	\$ 1,826,041.68	3.04%	\$ 742,134.59		
C-549AR	Jacobs Engineering	\$ 445,549.98	8.02%	\$ 35,745.16	3.11%	\$ 13,866.11		
TS-442A	James A. Anderson	\$ 2,149,268.62	6.30%	\$ 135,403.92	1.30%	\$ 27,940.49		
TS-443A	James A. Anderson	\$ 2,461,975.00			6.10%	\$ 150,180.48		
T-543A	James D. Morrissey	\$ 6,683,640.40	4.80%	\$ 320,814.74	8.64%	\$ 577,466.53		
CM-444A	JMT	\$ 905,196.00	9.50%	\$ 85,993.62	2.80%	\$ 25,345.49		
CM-506A	JMT	\$ 1,459,000.00	7.65%	\$ 111,613.50	2.40%	\$ 35,016.00		
CM-543A	JMT	\$ 752,729.58					30.60%	\$ 230,335.25
C-506A	K.S. Engineers	\$ 1,156,622.33	63.38%	\$ 733,067.23	13.44%	\$ 155,450.04		
TTS-476A-1	Kyle Conti	\$ 4,128,641.00	0.09%	\$ 3,715.78	9.00%	\$ 371,577.69		
C-628B	Louis Berger Group	\$ 781,897.95					9.21%	\$ 92,111.29
DB-562A	M.L. Ruberton	\$ 344,492.68	8.30%	\$ 28,592.89	3.80%	\$ 13,090.72		
T-475A	Miniscalco	\$ 68,229.51	2.25%	\$ 1,535.16	1.20%	\$ 818.75		
TS-445A	Neshaminy Contractors	\$ 6,285,926.10	16.90%	\$ 1,062,321.51	2.70%	\$ 169,720.00		
TS-447B	Neshaminy Contractors	\$ 8,955,586.24	8.60%	\$ 770,180.42	2.58%	\$ 231,054.12		
C-437B	Parsons Brinkerhoff	\$ 2,254,674.00					22.54%	\$ 508,203.52
C-437A	Pennoni Associates	\$ 764,181.39					24.00%	\$ 183,403.53
C-455B	Remington & Vernick	\$ 400,000.00					2.49%	\$ 9,960.00
TS-444A	Road-Con	\$ 7,814,850.68	4.87%	\$ 380,583.23	0.31%	\$ 24,226.04		
T-639A	Road-Con	\$ 3,324,313.00			13.90%	\$ 462,079.51		
C-621A	Rummel, Klepper & Kahl	\$ 487,881.64	9.01%	\$ 43,941.24	3.16%	\$ 15,427.54		
T-624A	Sparwick	\$ 874,601.00	7.60%	\$ 66,469.68	0.75%	\$ 6,559.51		
C-440B	Stantec	\$ 728,011.79	4.75%	\$ 34,580.56	2.80%	\$ 20,384.33		
C-440A	Stantec	\$ 405,011.03	4.80%	\$ 19,440.53	6.60%	\$ 26,730.73		
C-600A	STV	\$ 800,000.00					12.60%	\$ 100,800.00
CM-472A	STV	\$ 1,728,385.40					23.80%	\$ 411,355.73
CM-474A	STV	\$ 291,172.17						
C-538A	STV	\$ 500,000.00	1.25%	\$ 6,250.00	31.20%	\$ 156,000.00		
CM-443A	STV	\$ 204,152.63	16.75%	\$ 34,195.57	11.00%	\$ 22,456.79		
CM-445A	STV	\$ 682,064.44					26.00%	\$ 177,336.75
CM-498A	STV	\$ 571,665.66	12.00%	\$ 68,599.88	2.40%	\$ 13,719.98		
C-453B	T & M Associates	\$ 1,000,000.00					18.90%	\$ 189,000.00
C-07-11	Transystems	\$ 747,493.55					21.05%	\$ 157,347.39
C-447B	Transystems	\$ 666,016.64	8.00%	\$ 53,281.33	2.00%	\$ 13,320.33		
CM-476A	Trumbull	\$ 699,250.00	13.60%	\$ 95,098.00	6.10%	\$ 42,654.25		
C-505A	Urban Engineers	\$ 154,598.70					36.50%	\$ 56,428.53
C-539A	URS Corporation	\$ 265,070.69						

DELAWARE RIVER JOINT TOLL BRIDGE COMMISSION

Meeting of March 31, 2025

**OPERATIONS INDEX
FOR
INFORMATION TECHNOLOGY**

SUBJECT	DESCRIPTION	PAGE NUMBER
Information Technology	Status Report Month of February 2025	1-2





DELAWARE RIVER JOINT TOLL BRIDGE COMMISSION

Meeting of March 2025

Information Technology Department Report Month of February 2025


The following activities under the general heading of Information Technology were recently initiated, accomplished, or performed:

Helpdesk/Deployments:


-  Processed 26 work orders for the month of February.
-  Includes all software support, IT daily tasks, printer and desktop support, Intranet, news and job postings, telephone support, and form design/updates.
-  Includes configuration and deployment of desktops, laptops, and cell phones.
-  Includes MUNIS, ADP, Maximo, ESS CAD/RMS, and other Enterprise Software updates and maintenance, and EZ-Pass support.

Projects:


MUNIS Upgrade:

-  We continue to work through the punch-list of minor issues resulting from our migration to the Software-as-a-Service version of Munis.



ESS CAD/RMS Implementation:

-  The new CAD system is live, and IT has shifted to a desktop support role.


Customer Service Center:

-  The Customer Service Center has gone live, and IT will continue to lend desktop support to the representatives working in the department.

Security, Upgrades, and Migration Initiative:

-  Infrastructure upgrades are complete.
-  We have begun planning for our Windows 11 roll-out.

Network Upgrades:

-  We have started planning a new project to upgrade network equipment nearing their end-of-life.


Maximo Upgrade:

-  We have started planning a new project to start an upgrade to the next version of Maximo; our Asset Management system.

DELAWARE RIVER JOINT TOLL BRIDGE COMMISSION

Meeting of March 2025

Meetings Attended:

-  **Every Monday: IAG Tech Committee Call:** General IAG Tech Committee discussion and status. Nothing to report.

**DELAWARE RIVER JOINT TOLL BRIDGE
COMMISSION
Meeting of March 31, 2025**

OPERATIONS

INDEX FOR

TRAINING AND EMPLOYEE SAFETY

SUBJECT	DESCRIPTION	PAGE NUMBER
Training & Employee Safety	Status Reports Month of February 2025	1 of 1

DELAWARE RIVER JOINT TOLL BRIDGE COMMISSION

TRAINING AND EMPLOYEE SAFETY DEPARTMENT MONTH OF FEBRUARY 2025

The activities delineated below represent meetings, communications, tasks, and/or accomplishments of the Training and Employee Safety Department for the Month of February 2025

- 02/03: Attended the monthly Administration Dept. meeting via Microsoft Teams
- 02/05: Proctored the Toll Corporal Promotional Exam @ SF
- 02/05: TES members received Blood Borne Pathogens training via ADP
- 02/07: Attended/participated in the monthly Staff Mtg via Microsoft Teams
- 02/07: Conducted First Aid/AED Checks @ Lower TSB and Trenton Morrisville
- 02/10: TES Safety Coordinator conducted First Aid/AED checks at SRMC/NHL
- 02/10: Attended Microsoft Teams mtg with Purchasing Dept./Grainger representatives
- 02/13: Attended a vendor demo (debris removal equipment) at I 78
- 02/13: TES members meet @ EP to discuss implementation of courses into ADP
- 02/14: Safety site inspection of the I 78 maintenance facility
- 02/20: Customer Service training for EZ Pass employees via Fred Pryor Inc.
- 02/20: Facilitated the Workplace Safety Committee Mtg @ EP
- 02/21: Assisted with CPR/AED/First Aid training @ I 78
- 02/24: Conducted First Aid/AED checks in the Northern Region
- 02/25: Met with HR Director/Investigator to discuss training initiatives (Supervisors)
- 02/26: Workplace Safety Director attends D.O.T Highway Safety Workshop (Mercer Co.)
- 02/26: Assist with CPR/AED/First Aid Certification class @ Scudder Falls
- 02/27: Facilitated Work Zone Safety certification class for (28) employees in all 3 regions
- 02/28: Safety site visitation @ Scudder Falls (WPS Director/Maintenance Coordinator)

DELAWARE RIVER JOINT TOLL BRIDGE COMMISSION

Meeting of March 31, 2025

COMMUNICATIONS

The following Pages reflect the reports on those items assigned to the Communications Department. Each item is reported separately and page numbered accordingly.

DELAWARE RIVER JOINT TOLL BRIDGE COMMISSION
Meeting of March 31, 2025

OPERATIONS INDEX
FOR
COMMUNICATIONS

SUBJECT	DESCRIPTION	PAGE NUMBER
Communications	Status Report Month of February 2025	1-3

DELAWARE RIVER JOINT TOLL BRIDGE COMMISSION

Meeting of March 31, 2025

COMMUNICATIONS REPORT

February 2025

- **COMMISSION AWARENESS EFFORTS:**

New Hope-Lambertville Toll-Supported Bridge Rehabilitation Project – Drafted press releases and posted social-media items regarding the bridge reopening to two-way traffic on February 14. The pre-two-way-traffic announcement received widespread coverage. Further announced that only off-peak alternating single-lane travel restrictions on weekdays will be needed to complete remaining project tasks and punch-list items. The project webpage's left-column's overview section was updated accordingly. Communications also worked with Commission maintenance forces – notably Regional Maintenance Supervisor Charles “Rick” Slack -- to reorient small variable message signs near the bridge portals and update messaging to announce the impending reopening and then the possible weekday alternating travel lane restriction. At the appropriate juncture, the VMS will be updated to announce an end to project-related travel restrictions and thanking members of the public for their patience. Communications continues to update the project webpage's two-week lookahead. This project remains on track for final completion in the spring. Planning is now underway for a bridge rededication and inaugural lighting of the bridge's architectural lighting system.

Uhlerstown-Frenchtown Bridge Rehabilitation Project – Drafted and issued a press release a series of press releases to announce changing start dates for travel impacts associated with the 2025 Uhlerstown-Frenchtown Bridge Rehabilitation Project. These also were posted and subsequently shared on social media sites. The project's webpage was updated and a two-week lookahead field was added to the page. This will be updated regularly as the project progresses. Working with Community affairs Director Jodee Inscho and the project's public involvement consultant to revise the PA-bound traffic detour map. Also edited and proofread a revised project fact sheet.

Text-Message Phishing Scam – A proliferation of fraudulent text messages claiming that final payment of tolls is due targeted unwary motorists in and around the Commission's service area during February. The Commission's E-ZPass department subsequently has received a flood of inquiries from motorists who had recently crossed Commission toll bridges. The texts are intended to dupe individuals into providing credit card numbers or other personal information to cyber thieves. Communications issued a press release warning of the situation and posted a prominent website home-page pop-up message urging visitors to beware of the fraudulent text messages. Some media outlets used the Commission's materials or included mention in articles citing similar experiences at larger toll agencies.

- **MEDIA RELATIONS:**

Hot Topics: Uhlerstown-Frenchtown Bridge to remain open through Presidents' Day; End of printed newspaper hurts (former editorialist makes unfounded comments about DRJTBC); Phillipsburg councilman (Commission employee Matt Scerbo) resigns township post; Commission marks Philadelphia Eagles Super Bowl victory with green lights on Northampton Street Bridge; Northampton Street Bridge glows green for Eagles ahead of big game; lighting

DELAWARE RIVER JOINT TOLL BRIDGE COMMISSION
Meeting of March 31, 2025

system work scheduled at dusk on New Hope-Lambertville Bridge; Bridges in Easton and Trenton join the Eagles' victory lap with green lights; 'Trenton Makes' Bridge goes green to celebrate Eagles Super Bowl win; Lane closures scheduled on Route 22 westbound approach to Easton-Phillipsburg bridge Feb. 12-13; New Hope-Lambertville bridge to reopen to two-way traffic Friday, February 14; New Hope-Lambertville Bridge reopens to all traffic on Valentine's Day; Detour postponed for Uhlerstown-Frenchtown Bridge rehab project; New Hope-Lambertville Bridge reopens to 2-way traffic: What's next?; Off-peak daytime lane closures scheduled for Easton-Phillipsburg (Route 22) toll bridge's NJ approach, Feb. 18-19; Frenchtown Bridge closing to traffic entering PA for nine months; DRJTBC issues alert regarding scam E-ZPass/toll texts; Detour delayed for work on Uhlerstown-Frenchtown Bridge over Delaware River; Motorists warned not to fall for text-message bridge toll scams; DRJTBC want about new text message driver phishing scam; Alternating single-lane travel restriction at New Hope-Lambertville bridge, weekdays 9 a.m. to 3 p.m.; Uhlerstown-Frenchtown bridge PA-bound traffic detour starts today; New Jersey's E-ZPass Contract Raises Concerns about potential China ties, lawmakers say; One of the scariest bridges in New Jersey ... but it's free (Calhoun Street Bridge – lame unresearched article by a radio talk show host).

WEBSITE:

Posted prominent homepage popup warning regarding bogus toll-bill text message scam; posted alert for Lower Trenton Bridge sign repair traffic shift; Updated the New Hope-Lambertville project webpage, schedule, and two-week lookahead; made a litany of updates, additions, and changes to the Uhlerstown-Frenchtown project webpage, including a two-week lookahead tab; posted Trenton-Morrisville (Route 1) travel alerts for roadway marking removal work; I-78 lane closures alert posted; reestablished Uhlerstown-Frenchtown project popup on right side of website homepage -- with detour warning message; posted Delaware Water Gap overnight lane closures alert (overhead sign work); posted off-peak lane closures alert for Easton-Phillipsburg Toll Bridge (overhead sign work); update New Hope-Lambertville project webpage to reflect bridge's reopening to two-way traffic; posted Addendum #3 to RFP 754A at request of AECOM's Chris Rood; inserted meeting notice, Teams meeting link, teleconferencing info, and meeting agenda onto the Public Access-Commission Meetings webpage for the February 24 meeting; uploaded and posted new pools of qualified firms to assist in possible bond transactions; posted 2025 IRMA statement; added image of NJ-bound traffic shift to Uhlerstown-Frenchtown project webpage; updated the Investor Information webpage;

- **COMMUNITY AFFAIRS** (Please refer to Community Affairs report):
Reviewed and edited Uhlerstown-Frenchtown project fact sheet; suggested changes to PA-bound traffic detour map;

INTERNAL/EXTERNAL COMMUNICATIONS

- Recorded a total of 18,335 sessions (visits) to Commission's website – www.drjtbc.org – during February 2025. That's an increase over the 15,837 recorded in February 2024, but a decrease from the 20,253 recorded in January (prior month; more calendar days). . Most visited webpages during January were TOLL BY PLATE, Toll Rates, the New Hope-Lambertville Bridge Rehabilitation Project; and the Uhlerstown-Frenchtown Bridge Rehabilitation Project.

DELAWARE RIVER JOINT TOLL BRIDGE COMMISSION

Meeting of March 31, 2025

- Drafted and issued 8 press releases in February: three for Uhlerstown-Frenchtown project; three for New Hope-Lambertville project; one for green Eagles Super Bowl appearance and victory at Northampton and Lower Trenton bridges; and one for fraudulent toll-bill text messages.
- Completed reviews of remaining 2023 and 2024 news clipping packets for posting on the Commission's intranet.
- Reviewed and recommended substantial changes to a draft set of FAQs for the Washington Crossing Bridge Alternatives Analysis website.
- Redrafted two-flash message for variable message signs in the vicinity of the Uhlerstown-Frenchtown Bridge; original sign messages said the bridge would be "closed."
- Reviewed and recommended substantial changes to the draft overview for the Washington Crossing Bridge Alternative Analysis.
- Facilitated non-Commission contractor Ed McGahan tree removal request for New Hope-Lambertville with applicable operations department personnel.
- Provided interviews to WRNJ radio news reporter Joyce Estey regarding start of Uhlerstown-Frenchtown project start and related PA-bound detour, a revised U-F start date, and the fraudulent toll-bill text message problem.
- Responded to New Hope Free Press inquiry regarding future plans for a state line designation at the New Hope-Lambertville Bridge.
- Provided Lambertville Mayor Andrew Nowick with information about a cracked – put not structurally significant – apron near a New Hope-Lambertville Bridge pier.
- Retrieved, formatted, and uploaded image of a fraudulent text message sent to a Commission a cell phone and used it in a related press release.
- Facilitated overdue payment to Bellevue Communications for toll conversion billboards.
- Drafted and posted Facebook posts for major milestone press releases for the New Hope-Lambertville and Uhlerstown-Frenchtown bridge projects.
- Worked with Alex Styer of Bellevue Communications to design advertisements to publicize start of PA-bound traffic detour at the Uhlerstown-Frenchtown Bridge; ads include detour map via the Upper Black Eddy-Milford Bridge.
- Posted corrective information on incorrect Facebook posts regarding various Commission river crossings, including the Frenchtown and Calhoun Street bridges; uploaded a picture of the former toll house at the Calhoun Street Bridge.
- Made extensive edits and recommended changes to the public involvement plan for the Washington Crossing Bridge Alternatives Analysis.
- Flagged date correction needed on schedule posted on Washington Crossing Bridge Alternatives Analysis webpage.
- Attempted corrections of Google post on Uhlerstown-Frenchtown Bridge (note: Google is impossible to deal with in getting corrections to government facility posts).
- Participated in phone conference regarding painting subcontractor's request to sandblast the Uhlerstown-Frenchtown Bridge during overnight hours; request was a non-starter.
- Drafted and vetted plaque to memorialize completed rehabilitation project at the New Hope-Lambertville Toll-Supported Bridge.
- Revised variable message board messages for New Hope-Lambertville and Uhlerstown-Frenchtown projects as warranted.

DELAWARE RIVER JOINT TOLL BRIDGE COMMISSION

Meeting of March 31, 2025

- Drafted annual report articles – Trenton-Morrisville operations building and sidebars on former Upper Black Eddy-Milford covered bridge and killed-in-the-line-of-duty bridge officer Levi Headman -- and conducted research for others.
- Responded to railroad historian Shane Scanlon regarding information on former ferries in the vicinity of the Washington Crossing Bridge.
- Attended progress meeting on the Washington Crossing Bridge Alternatives Analysis.
- Answered comment portal request for dog fountain at 1799 House (Borden).
- Examined 1957 Commission meeting minutes for possible resolution changing bridge weight limits.
- Attended New Hope-Lambertville Bridge project progress meeting.
- Attended Delaware River Greenway Partnership online lecture regarding road salt intrusion into rivers and streams.
- Held Teams meeting with Alex Styer and Pete Peterson of Bellevue Communications regarding New Jersey Turnpike's procurement of a new toll processor.
- Attended Uhlerstown-Frenchtown Bridge project progress meeting.

DELAWARE RIVER JOINT TOLL BRIDGE COMMISSION

Meeting of March 31, 2025

**OPERATIONS INDEX
FOR
COMMUNITY AFFAIRS**

SUBJECT	DESCRIPTION	PAGE NUMBER
Community Affairs	Status Report Month of February 2025	1-2

Community Affairs Report February 2025

The following Community Affairs activities took place during February 2025:

New Hope-Lambertville Toll Supported Bridge Rehabilitation Project

Attended bi-weekly progress meetings. Provided updates to local officials and community organizations in advance the temporary full bridge opening.

Began planning for the Rededication/Lighting event (to be held April 1.)

Responded to various questions and comments from the public and local officials regarding the completion date, the state line and architectural lighting.

Uhlerstown-Frenchtown Toll-Supported Bridge Rehabilitation

Updated the project fact sheet. Provided information to local officials at start of PA-bound closure. Provided feedback to project team regarding the placement of VMS boards (one blocking shoulder on Kingwood Ave.) and messaging. Suggested clearer message on one-way restriction vs. bridge closure. Responded to various community questions on the project, including placement of detour signs, walkway closure and incorrect Google map routing.

Washington Crossing Toll-Supported Bridge Alternatives Analysis

Participated in both general project meetings and Public Involvement discussions. No significant amount of public comment during this period.

Bridge/Sign lighting

Coordinated requests for light shows for both “Trenton Makes” sign and Northampton Street Bridge with technical assistance from Justin Bowers. Shows scheduled for February include holidays, awareness campaigns for epilepsy, bile duct cancer, eating disorders, and rare disease day, and celebration of Superbowl champions. Shows scheduled for March include holidays, awareness for Sudden Unexplained Death of Children (formerly SIDS), autoimmune disease and Long COVID.

Various Community Affairs activities

Handled a wide assortment of community affairs tasks during the month, including:

- Replied to communications from the public concerning TOLL BY PLATE bills received from emergency services,
- Responded to two requests from local breweries for use of the grass areas adjacent to both sides of the New Hope-Lambertville TSB during shad fest. Explained that was not possibly.
- Provided information to PSBS regarding community events.
- Assisted the Communications Department by proofreading various news releases and communications, and editing/enhancing various images

DELAWARE RIVER JOINT TOLL BRIDGE COMMISSION

Meeting of March 31, 2025

ENGINEERING

The following Pages reflect the reports on those items assigned to the Engineering Department. Each item is reported separately and page numbered accordingly.

DELAWARE RIVER JOINT TOLL BRIDGE COMMISSION

Meeting of March 31, 2025 PROJECT STATUS REPORT

FACILITY	PM/PAM	CONTRACT DESCRIPTION	PAGE NO.
Trenton-Morrisville Toll Bridge/Langhorne	RJZ/KMS	Southern Operations & Maintenance Facilities Improvements <ul style="list-style-type: none"> Design, C-519A CM/CI Services, CM-519A Construction, T-519A 	1
	EVO/SJB	TM TB Roadway Pavement and Deck Sealing Improvements <ul style="list-style-type: none"> Design, TOA No. C-788A-1 CM/CI Services, TOA No. C-772A-2 Construction, T-746A 	2
Lower Trenton Toll-Supported Bridge	SJB/KMS	Lower Trenton TSB Truck Warning System (Pilot) & NJ Bridge Monitor Shelter <ul style="list-style-type: none"> Final Design, TOA No. C-771A-7 	4
Calhoun Street Toll-Supported Bridge	HDH/MEM	Decorative Knee Brace Replacement <ul style="list-style-type: none"> Design, TOA No. C-788A-2 	5
Scudder Falls Toll Bridge	SJB/KMS	Scudder Falls Bridge Replacement Project <ul style="list-style-type: none"> Final Design, C-660A Construction, T-668A 	5
	SJB/KMS	DMC Services for T-668A Construction of the SFB Project <ul style="list-style-type: none"> Oversight of Final Design, TOA No. C-502A-1M 	6
Washington Crossing Toll-Supported Bridge	WMC/KMS	Washington Crossing Bridge Replacement <ul style="list-style-type: none"> Preliminary Engineering /Environmental Documentation, C-697A 	7
	VMF/SJB	PA Oversized Vehicle Protection Structure Evaluation & Design <ul style="list-style-type: none"> Design, TOA No. C-769A-5 	7
New Hope-Lambertville Toll-Supported Bridge	MEM/SJB	NH-L TSB Rehabilitation <ul style="list-style-type: none"> Design, C-694A CM/CI Services, CM-694A Construction, TS-694A 	8
New Hope-Lambertville Toll Bridge	MEM/KMS	NH-L TB Stone Veneer Replacement <ul style="list-style-type: none"> Design, TOA No. C-704A-2 	9
	VMF/MEM	<ul style="list-style-type: none"> CI Services, TOA No. C-772A-3 Construction, JOC No. T/TS-735A-013 	10
	CAS/KMS	NH-L TB All Electronic Tolling (AET) Conversion Design <ul style="list-style-type: none"> Contract No. C-754A 	11
	MEM/SJB	NH-L TB Pennsylvania Abutment Backwall Reconstruction <ul style="list-style-type: none"> Design, TOA C-769A-3 	11
Centre Bridge-Stockton Toll-Supported Bridge	HDH/MEM	CB-S TSB Bearing and Bridge Seat Rehabilitation <ul style="list-style-type: none"> Design, TOA No. C-769A-2 	12
Lumberville-Raven Rock Toll-Supported Bridge	JRB/SJB	L-RR TSPB Concept Design for Architectural Lighting & Electronic Surveillance/Detection System Installation <ul style="list-style-type: none"> Concept Design, TOA No. C-771A-4 	13

Facilities are listed South to North

The first set of initials indicate the Project Manager and the second set of initial indicate the Program Manager

Project Manager Legend

WMC – M. Cane
HDH – D. Hettema
JRB – J. Bowers
CLR – C. Rood
VMF-Vincent Fischer
EVO – E. Van-Otoo

Program Manager Legend

KMS – K. Skeels
SJB – S. Burke
MEM – M. McCandless
CAS – C. Stracciolini
RJZ – R. Zakharia

DELAWARE RIVER JOINT TOLL BRIDGE COMMISSION

Meeting of March 31, 2025 PROJECT STATUS REPORT

FACILITY	PM/PAM	CONTRACT DESCRIPTION	PAGE NO.
Uhlerstown-Frenchtown Toll-Supported Bridge	MEM/KMS	Uhlerstown-Frenchtown TSB Rehabilitation <ul style="list-style-type: none"> Design, C-642A CM/CI Services, CM-642A Construction, TS-642A 	14
Interstate-78 Toll Bridge	WMC/SJB	I-78 TB Joint Rehabilitation & Miscellaneous Work <ul style="list-style-type: none"> Design and Construction Inspection, TOA No. C-769A-4 	15
	CLR/SJB	I-78 NJ Roadway Rehab and Power & Communication Infrastructure Upgrades <ul style="list-style-type: none"> Design, C-766A Construction Management/Construction Inspection, CM-766A Construction, T-766A 	15
Riverton-Belvidere Toll Supported Bridge	EVO/HDH/MEM	Northwest & Southwest Wingwalls Rehabilitation <ul style="list-style-type: none"> Construction, JOC No. T/TS-784A-001 	17
Portland-Columbia Toll Bridge	HDH/MEM	NJ Route 46 Overpass Fascia Girder Repairs Inspection & Design <ul style="list-style-type: none"> Design, TOA No. C-788A-8 	18
Delaware Water Gap Toll Bridge	CLR/RJZ	DWG Space Utilization Program Study including New Salt Storage and Equipment Storage Buildings <ul style="list-style-type: none"> Design, TOA No. C-771A-8 	18
Milford-Montague Toll Bridge	HDH/MEM	Structural Analysis and Repairs <ul style="list-style-type: none"> Design, TOA No. C-788A-4 	19
Multiple Facilities and/or Commission-Wide	SJB/KMS	Capital Program Management Consultant (CPMC) & Design Management Consultant (DMC) Services for the I-95/Scudder Falls Bridge Improvement Project <ul style="list-style-type: none"> CPMC Services 2024 through 2028, C-502A-1N 	20
	HDH/SJB	Underwater Substructure Improvements Design – All Regions <ul style="list-style-type: none"> Design, C-782A Constructability Review, TOA No. C-788A-6 	20
	HDH/MEM	Bridge Inspection Platform Layout and Design Toll-Supported Bridges <ul style="list-style-type: none"> Design, TOA No. C-788A-5 	21
	EVO/MEM	Exigent Substructure Masonry Rehabilitation <ul style="list-style-type: none"> TS-694B- Lumberville Raven Rock TSB TS-694C- Calhoun Street TSB TS-694D- Washington Crossing TSB TS-694E- Riverton- Belvidere TSB 	22
	WMC/KMS	Bridge Monitor Shelter Enhancements Program Development <ul style="list-style-type: none"> TOA No. C-771A-1 	22
	WMC/KMS	Electronic Surveillance/Detection System <ul style="list-style-type: none"> Network Video Management System (NVMS) Integrator Services, DB-768A 	23

Facilities are listed South to North

The first set of initials indicate the Project Manager and the second set of initial indicate the Program Manager

Project Manager Legend

WMC – M. Cane	CLR – C. Rood
HDH – D. Hettema	VMF-Vincent Fischer
JRB – J. Bowers	EVO – E. Van-Otoo

Program Manager Legend

KMS – K. Skeels	MEM – M. McCandless
SJB – S. Burke	CAS – C. Stracciolini
	RJZ – R. Zakharia

DELAWARE RIVER JOINT TOLL BRIDGE COMMISSION
Meeting of March 31, 2025
PROJECT STATUS REPORT

FACILITY	PM/PAM	CONTRACT DESCRIPTION	PAGE NO.
	CAS/KMS	Electronic Toll Collection <ul style="list-style-type: none"> Customer Service Center/Violation Processing Center Project, DB-584A 	23
	CAS/KMS	Electronic Toll Collection System Replacement <ul style="list-style-type: none"> Design, Build, and Maintain, DB-540A 	24
	WMC/KMS	Job Ordering Contracting Services <ul style="list-style-type: none"> Program Manager, C-727A T/TS-784A, JOC For Bridge, Highway and Civil Work-North Region T/TS-785A, JOC For Bridge, Highway and Civil Work-South Region T/TS-786A, JOC Services for Building and Facility Work-North Region T/TS-787A, JOC Services for Building and Facility Work - South Region 	24
	HDH/MEM	General Engineering Consultant <ul style="list-style-type: none"> 2023-2024 Annual Inspections, C-757A 	25
	JRB/SJB	Toll Plaza Restriping – All Regions <ul style="list-style-type: none"> TOA No. C-760A-6 	26
	CAS/KMS	Traffic Engineering Consultant- 2021-2022/ 2023- 2024 Annual Reports <ul style="list-style-type: none"> TOA No. C-761A 	26
	JRB/CAS	Traffic Count Program Upgrade <ul style="list-style-type: none"> DR-550A 	27
	CAS/KMS	Electronic Toll Collection/Tolling-Task Order Consultant <ul style="list-style-type: none"> E6 MPR Testing, TOA No.C-770A-2 	27
	CAS/KMS	Soft AET Program Management and Roadway Sign Replacement <ul style="list-style-type: none"> Phase 2 Design, TOA No. C-770A-3 Construction, JOC No. T/TS-784A-4, I-78 TB Construction, JOC No. T/TS-784A-5, E-P TB Construction, JOC No. T/TS-784A-6, DWG TB Construction, JOC No. T/TS-785A-1, NH-L TB Construction, JOC No. T/TS-785A-2, T-M TB 	28

Facilities are listed South to North

The first set of initials indicate the Project Manager and the second set of initial indicate the Program Manager

Project Manager Legend

WMC – M. Cane
HDH – D. Hettema
JRB – J. Bowers
CLR – C. Rood
VMF-Vincent Fischer
EVO – E. Van-Otoo

Program Manager Legend

KMS – K. Skeels
SJB – S. Burke
MEM – M. McCandless
CAS – C. Stracciolini
RJZ – R. Zakharia

DELAWARE RIVER JOINT TOLL BRIDGE COMMISSION

**March 31, 2025
PROJECT STATUS REPORT**

TRENTON- MORRISVILLE TOLL BRIDGE/LANGHORNE

**SOUTHERN OPERATIONS & MAINTENANCE FACILITIES
IMPROVEMENTS**

Preliminary, Final & Post Design Services
Contract No. C-519A
(RJZ/KMS)

This contract is for Preliminary, Final and Post-Design Services for space utilization improvements at New Hope Lambertville Toll Bridge Executive Headquarters and the demolition and reconstruction of the Trenton Morrisville Toll Bridge Administration Building as identified under a Task Order Assignment for Space Utilization Program and Concept Study.

In accordance with the Commission's February 26, 2018, Regular Monthly Commission Meeting, this Contract was awarded to Gannett Fleming, Architects Inc. (GF). Accordingly, a Notice of Award and Limited Notice to Proceed was issued to GF effective February 27, 2018.

Currently GF is providing post-Design services for Contract T-519A by attending all project meetings, responding to requests for information, reviewing submittals, assisting in resolving conflicts in the field and clarifying the contract documents.

Construction Management/Construction Inspection Services
Contract No. CM-519A
(RJZ/KMS)

This contract is for Construction Management (CM) and Construction Inspection (CI) Services in connection with the demolition and new construction of the Southern Operations and Maintenance Facilities Improvements Project. Joseph Jingoli & Son, Inc. (JJS) was issued Notice of Award and Limited Notice to Proceed effective January 26, 2021.

JJS is currently conducting bi-weekly progress meetings along with processing Architectural Supplementary Instructions, Contractor's Submittals and Request for Information as part of providing construction management services.

Construction
Contract No. T-519A
(RJZ/KMS)

Contract T-519A is a multi-phase, 4-year primary construction contract for the demolition and new construction of the Southern Operations and Maintenance Facilities Improvements Project. It was awarded to Bracy Construction, Inc. at the Commission Regular Monthly Meeting of June 28, 2021. Notice of Award and Limited Notice to Proceed was issued to the Contractor on June 29, 2021; Notice to Proceed was made effective July 27, 2021 and a Pre-Construction Meeting was conducted on July 29, 2021.

DELAWARE RIVER JOINT TOLL BRIDGE COMMISSION

March 31, 2025 PROJECT STATUS REPORT

At the **Trenton Morrisville** site, at the new operations building the contractor completed exterior wall waterproofing and brick façade installation. Exterior metal architectural panels and roof coping continued through the reporting period with the onset of favorable weather. Interior work progressed consisting of ceiling grid, elevator installation, windows and storefronts, interior partition walls sheet rock and painting, rough-in for Mechanical, Electrical and Plumbing activities. Site work continued including removal of the courtyard temporary trailer for Commission staff, demolition of the existing courtyard, removal of two (2) abandoned underground storage tanks as well as new curbs and sidewalks installation.

At the new maintenance garage location, the contractor completed footers, steel erection and metal roof deck, under-slab utilities' rough-in and storm water installation. Bottom concrete slab on grade was poured and the contractor is currently working on the perimeter wall installation, radiant floor piping and rough-in Mechanical Electrical and Plumbing throughout the building. Contractor completed the split face masonry block and architectural metal panels façade, and continued with metal coping, fascia, roofing, and overhead door installation activities.

At the **Langhorne** site, punch-list work and commissioning efforts continued along with Close-Out of final construction details throughout the reporting period.

TRENTON MORRISVILLE TB ROADWAY PAVEMENT AND DECK SEALING IMPROVEMENTS

Design
Task Order Assignment C-788A-1
(EVO/SJB)

This Task Order Assignment is for the design of the roadway pavement and bridge deck sealing improvements for the Trenton – Morrisville Toll Bridge facility. Notice to Proceed was issued to Traffic Planning and Design, Inc. (TPD) on January 8, 2024 and a Kick-Off Meeting was held with TPD on January 16, 2024. Final plans and specifications were submitted for bidding on May 3, 2024. The Construction Contract No. T-746A bids were received on June 6, 2024. TPD reviewed the bids for completeness.

The Construction Contractor was issued Notice to Proceed effective July 11, 2024. TPD is providing post-design phase services including Submittals and Request for Information (RFI) reviews and participating in various construction related meetings throughout the reporting period as necessary and working on the construction contract as-built drawings.

TPD is scheduled to submit a final invoice for the project, after which this project will be closed out.

DELAWARE RIVER JOINT TOLL BRIDGE COMMISSION

March 31, 2025 PROJECT STATUS REPORT

Construction Management/Construction Inspection
Task Order Assignment C-772A-2
(EVO/SJB)

Notice to Proceed was issued to KS Engineers, P.C. (KSE) for this Task Order Assignment effective June 4, 2024. KSE is providing CM/CI services for the Trenton – Morrisville Toll Bridge Roadway Paving and Deck Sealing Improvements project. KSE staff includes a full-time Resident Engineer, a full-time Construction Inspector, a part-time Scheduler, and a part-time Safety Inspector for the duration of the construction. Notice-to-Proceed for construction was issued on July 11, 2024, with substantial completion scheduled for October 31, 2024.

During this reporting period KSE assisted with the review of the contractor's outstanding punch list items and provided information related to the final as-built quantities for the project close-out Change Order No 2.

The consultant invoices 4, 5 and 6 were reviewed and approved for payment. Invoice 6 was the final estimate for this project and no other invoices remain on the project. This Task Order Assignment will now be closed out.

Construction
Contract No. T-746A
(EVO/SJB)

At the June 24, 2024 Commission Meeting the Commissioners awarded construction Contract No. T-746A, Trenton – Morrisville Toll Bridge Roadway Paving and Deck Sealing Improvements, to Road-Con, Incorporated of West Chester, Pennsylvania for an amount not to exceed \$5,980,564.55. Road-Con was provided with Notice of Award and Limited Notice to Proceed effective June 25, 2024. Road-Con's full Notice to Proceed was issued effective July 11, 2024.

During this reporting period, Road-Con anticipates the completion of the 60-day test period for Solar Powered "Curve Warning" sign at the top of the Rte. 1 to Rte. 29 NJ Exit Ramp, which will end on March 24, 2025. Road-Con is scheduled to return to the project site by the end of March to address any areas throughout the project site that require additional re-seeding and landscaping.

DELAWARE RIVER JOINT TOLL BRIDGE COMMISSION

**March 31, 2025
PROJECT STATUS REPORT**

LOWER TRENTON TOLL – SUPPORTED BRIDGE

LOWER TRENTON TSB TRUCK WARNING SYSTEM (PILOT) and NJ BRIDGE MONITOR SHELTER

**Final Design
Task Order Assignment No. C-771A-7
(SJB/KMS)**

Under Task Order Assignment No. C-771A-2 French & Parrello Associates provided conceptual design services for the development of a new pilot over height vehicle detection system for the New Jersey approach to the Lower Trenton TSB. The work of that assignment was completed with acceptance of the final Concept Report dated March 6, 2024.

This project includes the design and eventual construction of a Bridge Monitor Shelter on the New Jersey approach to the Lower Trenton Toll-Supported Bridge. Conceptual layouts of the proposed Shelter have been created in conjunction with the over height detection system layout. The concepts include the need to establish construction and property easements with the City of Trenton.

On May 14, 2024, the Commission provided French & Parrello Associated with Notice-to-Proceed for final design services for the development of a new over height vehicle detection system for the New Jersey approach to the Lower Trenton TSB. A project kickoff meeting was held on May 21, 2024. In June, FPA performed field inspections, utility verifications and submitted a Traffic Signal Removal Study Report. On August 9, 2024 FPA submitted their pre-final design submission. Comments were provided by DRJTBC on August 26, 2024. On September 4, 2024, Commission personnel met with City of Trenton personnel to discuss temporary construction and permanent property easements needed for this project. On September 20, 2024, FPA submitted their final design submission. On October 18, 2024, Commission Engineering and PSBS staff met with FPA to discuss the need to assure the specified LiDAR system can be directly integrated into our Genetec video management server. FPA is now having direct discussions with Genetec and the specified LiDAR vendor to confirm or modify the final design.

On November 18, 2024, FPA submitted final plans. On November 22, 2024 this project was assigned to a JOC Contractor, Mount Construction, for pricing and construction in 2025 under contract No. T/TS-785A-004. On December 4, 2024, FPA attended an on-site Joint Scope of Work Meeting with the anticipated JOC Contractor to begin scoping and pricing efforts.

On January 3, 2025, DRJTBC attorneys completed an appraisal for the two City of Trenton properties that are needed for temporary construction and permanent easements for the project. A copy of the lease between the City of Trenton and State of New Jersey for these properties has not been able to be located at the staff level by either organization, so attorneys submitted Open Public Records Access requests in January for the lease.

DELAWARE RIVER JOINT TOLL BRIDGE COMMISSION

March 31, 2025
PROJECT STATUS REPORT

CALHOUN STREET TOLL – SUPPORTED BRIDGE

DECORATIVE KNEE BRACE REPLACEMENT

Design
Task Order Assignment Contract No.C-788A-2
(HDH/MEM)

On December 14, 2023, a Tractor Trailer crossed the CSTSB from Pennsylvania to New Jersey, and damaged five (5) end portal decorative brackets along the downstream truss.

Traffic Planning and Design, Inc. (TPD) was provided with Notice to Proceed on February 27th, 2024 to design the removal and replacement of five (5) damaged ornamental cast iron portal frame brackets over the eastbound travel lane. These brackets are non-structural in nature, and the new portal frames will be replicas of the original ornamental cast iron brackets. It is anticipated that the new brackets will be cast from a mold made from an existing bracket, and part of TPD's task is finding foundries that can mold and produce the castings required. TPD submitted the final design and responded to interim submission comments from the Commission.

The final design construction documents have been provided to AP construction who will provide construction cost under Job Order Contract T/TS-787A-005.

SCUDDER FALLS TOLL BRIDGE

SCUDDER FALLS BRIDGE REPLACEMENT PROJECT

Final Design
Contract No. C-660A
(SJB/KMS)

During the reporting period Michael Baker Jr., Incorporated (Baker) of Hamilton New Jersey continued to provide design input on the under-bridge inspection rail issue.

Construction
Contract No. T-668A
(SJB/KMS)

The remaining open permit-related issue is that the Bucks County Soil Conservation District Office has not yet signed-off on closeout of the National Pollutant Discharge Elimination System (NPDES) and Erosion and Sediment Control (E&S) permits. Sufficient grass growth within the project corridor has yet to be established, and minor areas of re-seeding took place during the reporting period. Since sufficient grass establishment has not yet been achieved in all areas of the project, a final inspection with the BCCD will be scheduled after the next grass-growing period in the Spring of 2025.

DELAWARE RIVER JOINT TOLL BRIDGE COMMISSION

March 31, 2025
PROJECT STATUS REPORT

DESIGN MANAGEMENT CONSULTANT SERVICES T-668A CONSTRUCTION

Oversight of Final Design
Task Order Assignment No. C-502A-1M
(SJB/KMS)

AECOM has provided DMC services throughout the construction of the Scudder Falls Bridge Replacement Project, Contract T-668A under Task Order Assignment C-502A-2I. The remaining unexpended funds in Task Order Assignment C-502A-2I have been transferred over to Task Order Assignment C-502A-1M and Task Order Assignment C-502A-2I has been closed out. Remaining DMC services on the Scudder Falls Project will be completed under the C-502A-1M Task order Assignment.

The remaining DMC Services include support to the Commission in the following and assistance with various project close-out activities:

Environmental Permitting – A final inspection will be performed by the Bucks County Soil Conservation District (BCSCD) in the Spring of 2025 in order to obtain final acceptance of all BCSCD Permitting work. Once BCSCD final acceptance is received, Permit Completion Forms will then be sent to the BCSCD, PADEP and the USACE. This will close-out all outstanding permitting work associated with the project other than the continued five-year monitoring period for the PA Wetlands Mitigation Site.

Environmental Monitoring Services – Continuous services were provided throughout construction to meet project permit requirements. Year 2 monitoring activities for the PA Wetlands Mitigation Site, by ACT Engineers will continue through 2028. This includes monthly monitoring well readings of the groundwater levels within the wetlands site. Wetlands Monitoring Report #4 was submitted to US Army Corps of Engineers for their review on December 19, 2024.

Right of Way Transfers – Working with Commission staff and attorneys to transfer certain property and easements to NJDOT, PennDOT and Lower Makefield Township. These properties and easements were acquired by DRJTBC to construct the project but are located within jurisdiction of these other agencies or municipalities.

Contracts C-660A and T-668A Progress Support - Support of open issues resolution to achieve project acceptance by the Bucks County Soil Conservation District in Pennsylvania.

DMC Services for these remaining efforts occur on a sporadic as-needed basis

DELAWARE RIVER JOINT TOLL BRIDGE COMMISSION

**March 31, 2025
PROJECT STATUS REPORT**

WASHINGTON CROSSING TOLL- SUPPORTED BRIDGE

WASHINGTON CROSSING BRIDGE REPLACEMENT

**PRELIMINARY ENGINEERING AND ENVIRONMENTAL DOCUMENTATION FOR
THE WASHINGTON CROSSING BRIDGE REPLACEMENT**

**Contract No. C-697A
(WMC/KMS)**

At the June 24, 2024 Commissioners Meeting, the Commission awarded Contract No. C-697A, to HDR Engineering, Inc. of Philadelphia, PA. HDR Engineering and their team of sub-consultants are providing preliminary engineering and environmental documentation type services in support of the analysis of improvement alternatives for the Delaware River crossing between Upper Makefield Township, PA and Hopewell Township, NJ.

Throughout the reporting period, work efforts focused on public involvement and lead agency designation. Other activities included travel demand modeling, performing aerial and in-river bathymetric surveys as well as desktop research in support of the establishing project regulatory obligations, wetland delineation, crash data and storm water management.

**WASHINGTON CROSSING TOLL-SUPPORTED BRIDGE
PENNSYLVANIA OVERSIZE VEHICLE PROTECTION STRUCTURE EVALUATION
& DESIGN**

**Design
Task Order Assignment No. C-769A-5
(VMF/SJB)**

Traffic Planning and Design, Inc. (TPD) is providing Professional Engineering Services for the evaluation and design of the recently damaged Oversize Vehicle Protection Structure (Structure) on the Pennsylvania approach to the Washington Crossing Toll-Supported Bridge.

TPD has performed field views with Engineering staff to assess the situation and has prepared construction documents for the complete replacement of the structure. These construction documents were issued to the Commission's Job Order Contractor, Mount Construction through the Gordian System, on October 21, 2024 to provide a price proposal. A Joint Scope Meeting was held with TPD and Mount Construction at the site on October 25, 2024. Mount Construction is preparing a price for the work. The first JOC price proposal was submitted on January 23, 2025, reviewed by TPD and comments on the price proposal were provided. Two subsequent price proposals were submitted, reviewed and comments returned in February.

DELAWARE RIVER JOINT TOLL BRIDGE COMMISSION

**March 31, 2025
PROJECT STATUS REPORT**

NEW HOPE-LAMBERTVILLE TOLL-SUPPORTED BRIDGE

NH-L TSB REHABILITATION

Design
Contract No. C-694A
(MEM/SJB)

At the February 27, 2023 Commissioners Meeting, the Commission awarded Contract No. C-694A, New Hope - Lambertville Toll-Supported Bridge Rehabilitation Design to Greenman-Pedersen, Inc. (GPI) of Lebanon, NJ for an amount not-to-exceed \$1,895,132.27. GPI was provided with Notice of Award and Limited Notice to Proceed on February 28, 2023. GPI was then issued a Full Notice to Proceed on March 22, 2023, with the execution of the Agreement with the Commission.

The Construction Contract was awarded at the Commission's November 2023 meeting. This project is in the final stages of construction and GPI will continue to provide post-Award services through the project close-out phase of the project.

Construction Management/Inspection Services
Contract No. CM-694A
(MEM/SJB)

At the November 20, 2023 Commission Meeting, authorization was granted to award the Construction Management/Construction Inspection Services contract (CM-694A) to Urban Engineers, Inc. (Urban) of Philadelphia for the not-to-exceed amount of \$1,209,96.08. Urban Engineers, Inc. of Philadelphia was issued Notice of Award and a Limited Notice to proceed effective November 21, 2023. A project kick-off meeting has held on November 30, 2023. The full Notice to Proceed was issued December 21, 2023 with the execution of the Agreement with the Commission.

The Contractor's on-site mobilization activities commenced on Tuesday January 23, 2025. The Contractor has completed the primary stages of work. The repair and replacement of a deteriorated truss connection pin in span 2 has been completed. During this reporting period, the contractor completed minor contract work items and started some demobilization activities, including work to remove equipment and material from the Lambertville Inn parking area. Urban continues to provide CM/CI services for the project.

Construction
Contract No. TS-694A
(MEM/SJB)

The Construction Contract was Awarded to Anselmi & DeCicco, Inc. (A&D) of Maplewood, NJ for a not-to-exceed amount of \$25,072,471.06 at the Commission's November

DELAWARE RIVER JOINT TOLL BRIDGE COMMISSION

March 31, 2025

PROJECT STATUS REPORT

2023 Meeting. LNTP provided November 20, 2023, and Full Notice to Proceed on December 20, 2023.

The Phase 1 construction, including the painting of the upstream truss, was completed in June 2024. The Phase 2 Construction for the installation of the temporary pedestrian walkway placed on the bridge deck was completed in July 2024. The Contractor has completed the emergent span 2 repair and replacement of a deteriorated truss connection pin that delayed the completion of stage 3. Painting operations have been completed. The walkway panels have been installed and all the pedestrian handrail sections have been installed. Upper and lower work platforms have been removed. The Contractor continues to complete final electrical work, including testing of architectural lighting. Final punch list work and demobilization took place during the reporting period.

NEW HOPE-LAMBERTVILLE TOLL BRIDGE

NEW HOPE-LAMBERTVILLE TOLL BRIDGE STONE VENEER REPLACEMENT

Design

**Task Order Assignment No. C-704A-2
(MEM/KMS)**

At the end of March 2019, a section of the stone veneer façade at the east abutment of the New Hope – Lambertville Toll Bridge (Route 202) came loose and separated from the structural abutment. Greenman-Pederson, Inc. (GPI) was given the task to investigate the cause and determine a solution for the issue. The consultant was given Notice to Proceed on 4/29/2019. The consultant went out in the field on 5/15 and 5/16/19 to access the condition of the stone veneer at both abutments of the NH-L Toll Bridge. A preliminary report was received June 7, 2019. The report was finalized 7/15/2019. Preliminary design/repair documents were received 8/9/2019 and reviewed by 8/23/19. Final design documents were received electronically on 9/13/2019. Maintenance forces have improved the fencing around the deteriorated section at the NJ abutment facade.

The initial and revised construction costs prepared by one of the Commission's Job Order Contractors, RCC Builders & Developers (RCC) were both excessive. Therefore, the design documents have been provided to our Job Order Contractor, Mount Construction, to provide a construction cost for this work.

The project was repackaged and issued to our other Job Order Contractor, Mount Construction. After performing a field view with Commission staff, Mount Construction developed a cost estimate for review. The Job Order Contract with Mount Construction was executed on 7/25/2024. New granite panels have been delivered to the site and the panel installation is on-going. GPI continues to provide construction support services for this work.

DELAWARE RIVER JOINT TOLL BRIDGE COMMISSION

March 31, 2025 PROJECT STATUS REPORT

Construction Inspection Services
Task Order Agreement No. C-772A-3
(VMF/MEM)

This Task Order Assignment is for providing Construction Inspection services for the New Hope-Lambertville Toll Bridge Stone Veneer Replacement. KS Engineers, P.C. (KSE) was provided with their Notice to Proceed effective June 4, 2024. KSE has provided a full-time Construction Inspector for the duration of the construction.

Construction
Job Order Contract No. TTS-735A-013
(VMF/MEM)

This Job Order Contract for an amount not-to-exceed \$347,793.77 is to reinstall the missing stone veneer at the north end of the east (NJ) abutment, to install anchors in areas identified as potentially unstable, and perform various other maintenance repairs to prevent future deterioration of the stone veneer at both east (NJ) and west (PA) abutments. This contract also includes the removal and storage of the stone veneer from a portion of the north and south abutment walls adjacent to the Pennsylvania abutment backwall to investigate the cause of this backwall rotation toward the bridge.

The project was issued to Job Order Contractor, Mount Construction with Notice to Proceed issued August 7th, 2024. A preconstruction meeting was held on August 14, 2024, and work began on the Pennsylvania abutment walls on August 26, 2024. The Commission's ESS group removed one camera from the PA abutment north wall and removed the wire feed to this camera and two (2) additional cameras near the westbound approach to the toll plaza. The ESS group also removed the wire feed and conduit on the PA abutment back to the Tee junction box attached to the south parapet wall. These cameras will be rewired, and the removed camera temporarily reinstalled at a later date by the ESS group. The stone veneer was removed from the north and south abutment walls exposing a diagonal crack in the abutment backwall, revealing the cause of the backwall rotation. The stone veneer removed from the abutment walls were stored near the PA abutment on Commission property to be reused on these abutment walls after the abutment backwall is replaced in contract T-754A. Mount Construction drilled holes and installed anchor bolts in designated stone veneer block at both the Pennsylvania and New Jersey abutments. Mount also sealed the longitudinal joints at both approaches and performed epoxy crack sealing of various cracks on the approach parapets. Spall repairs were performed on the NJ Abutment. The new granite stone that will replace the missing stone on the NJ abutment will be installed pending appropriate ambient temperatures.

DELAWARE RIVER JOINT TOLL BRIDGE COMMISSION

March 31, 2025
PROJECT STATUS REPORT

NH-L TB ALL ELECTRONIC TOLLING (AET) CONVERSION DESIGN

Contract No. C-754A
(CAS/ KMS)

Rummel, Klepper & Kahl, LLP (RK&K) is addressing review comments from submission of the pre-bid plans, specifications, and estimate.

As part of the All-Electronic Tolling facility design, RK&K is working with a sub-consultant to prepare plans for a fire suppression system that is needed for the IT room that will be converted from the existing tunnel stairway area. The pre-bid version of these plans and specification were submitted for review and comments were provided to RK&K.

As mentioned in the February 24, 2025 Project Status report, during the progression of design by RK&K for this contract, Commission staff modified this contract to include the New Hope-Lambertville Toll Bridge Pennsylvania abutment structural backwall reconstruction project scope, Capital Plan Contract No. 758. Design for the backwall reconstruction project is being performed by Traffic Planning & Design (TPD) under Task Order Assignment No. C-769A-3, executed October 24, 2024.

TPD has prepared final design documents for the backwall reconstruction and provided them to RK&K to be combined with the AET Phase 4 Hard Conversion design and issued as a single construction contract.

Contract 758A is part of the 2025-2026 Commission-approved 2-year Capital Plan. Combining these projects: reduces impacts to the travelling public due to multiple construction contracts at the NH-L facility; introduces associated cost efficiencies with a single contractor, a single construction management/construction inspection firm, a combined, coordinated traffic management plan to permit the efficient roadway construction efforts of both projects, and minimize construction impacts to a toll facility.

NEW HOPE-LAMBERTVILLE TB - PA ABUTMENT RECONSTRUCTION

Design
Task Order Agreement No. C-769A-3
(MEM/SJB)

During past annual inspections of the New Hope-Lambertville Toll Bridge, findings included the rotation of the Pennsylvania abutment toward the bridge. Monitoring has continued over the past few annual inspections, with slight movement. This movement is to the point that an in-depth inspection needed to take place to prepare the scope of work for rehabilitation of the abutment. Traffic Planning & Design (TPD) under Structural/Civil Task Order Assignment No. C-769A-3, executed October 24, 2024, was tasked with performing the inspection and determining the scope of the necessary action.

DELAWARE RIVER JOINT TOLL BRIDGE COMMISSION

March 31, 2025

PROJECT STATUS REPORT

During the inspection, removal of the stone veneer façade on both sides of the abutment identified a large diagonal crack through the entire length of the abutment backwall. Additionally, it was found that the lower abutment did not rotate and remains in stable condition. The recommendation by TPD, which received Commission concurrence, was to replace the back wall in its entirety. Under modification No. 1 to this Task Order Agreement TPD will perform the design of the back wall replacement and prepare the necessary construction documents.

During the progression of design, the Commission decided to incorporate the reconstruction of the Pennsylvania abutment backwall into construction contract T-754A All-Electronic Tolling Phase 4 Hard Conversion construction project. TPD has prepared final design documents for the backwall reconstruction and provided them to C-754A Engineer of record RK&K to be combined with the AET Phase 4 Hard Conversion design and issued as a single construction contract T-754A.

TPD will perform post-design services in support of the award and execution of contract T-754A.

CENTRE BRIDGE- STOCKTON TOLL-SUPPORTED BRIDGE

CB-S TSB BEARING & BRIDGE SEAT REHABILITATION

Design

Task Order Assignment No. C-769A-2
(HDH/MEM)

During the biannual inspection of the toll supported bridges, the Commission's General Engineering Consultant (GEC) identified several areas that require repair at the Centre Bridge-Stockton Toll- Supported Bridge (CBSTSB). The areas of concern are identified as loose, missing and/or bent anchor bolts at the truss and sidewalk bearings with associated spalls in the bridge seats resulting in loss of bearing area. Additional areas of repair are identified at the deck joints and bridge seats of the single span bridge over the Canal at the west approach of CBSTSB.

Traffic Planning and Design, Inc (TPD) was provided with Notice to Proceed on December 13, 2022, for the design of the repairs. An inspection crew from TPD started an in-depth field inspection the week of January 9, 2023, for the purposes of determining the approach to the design and construction of the repairs. A Preliminary Condition Assessment Report (CAR) on the CBSTB conditions was submitted the end of January 2023.

A Draft CAR for the approach structure to the CBS-TSB bridge (York Road over the PA Canal) was submitted February 14th, 2023 and was reviewed by Engineering. In addition to the CAR, TPD has provided a Load Rating Analysis for this structure. The Preliminary Load Rating was received by the Commission on March 30th, 2023 and has been reviewed. The final Load Rating Report was accepted the end of May 2023.

DELAWARE RIVER JOINT TOLL BRIDGE COMMISSION

March 31, 2025

PROJECT STATUS REPORT

Preliminary assessment reports for the structure over the canal, and for the main river bridge have been received, reviewed, and accepted. Recommendations from this report will be incorporated into a future project for rehabilitation of the bridge.

Final design documents for the stringer bearing repairs on the main river bridge as well as miscellaneous pier bearing repairs are complete.

The final design construction documents have been provided to AP construction who will provide a construction cost under Job Order Contract T/TS 787A-003.

LUMBERVILLE-RAVEN ROCK TOLL-SUPPORTED BRIDGE

L-RR TOLL-SUPPORTED PEDESTRIAN BRIDGE CONCEPT DESIGN FOR ARCHITECTURAL LIGHTING & ELECTRONIC SURVEILLANCE/DETECTION SYSTEM INSTALLATION

Concept Design

Task Order Assignment No. C-771A-4
(JRB/SJB)

Under this Task Order Assignment (TOA) the Consultant, French & Parrello Associates (FPA) with lighting design subconsultant Domingo Gonzales Associates (DGA), is providing professional consulting services to develop concept designs for both an Architectural Lighting System (ALS) and an Electronic Surveillance/Detection System (ESS) on the bridge. These concept designs include investigating the feasibility and practicality of an ALS and an ESS that require minimal equipment located on-site and connect via the Commission's WAN to another facility that would contain any necessary servers or equipment. Due to the lack of both property and buildings, and the picturesque landscape, the Commission would like the systems to be designed to utilize the smallest amount of space possible for back-end equipment located on-site, and any equipment cabinets or other necessary equipment on site should be in a context sensitive containment unit.

A kickoff meeting was held with Commission Staff, representatives of FPA & DGA, via MS Teams on September 27, 2023. A site visit was held on October 5, 2023. Draft concept reports for the ALS and ESS systems were submitted on November 19th. A progress meeting was held on November 22, 2023.

A revised draft concept report was submitted in mid-January and review comments were provided back to FPA/DGA. A progress meeting was held on February 15, 2024. A revised concept report was submitted on February 29, 2024. A meeting was held on March 20 with the Executive Director and several DEDs as well as Public Safety & Bridge Security (PSBS). FPA working with DGA, submitted a revised Draft Concept Report to incorporate feedback from the ED, PSBS, and Engineering staff, which is currently under review.

DELAWARE RIVER JOINT TOLL BRIDGE COMMISSION

March 31, 2025
PROJECT STATUS REPORT

UHLERSTOWN-FRENCHTOWN TOLL-SUPPORTED BRIDGE

UHLERSTOWN-FRENCHTOWN TSB REHABILITATION

Design
Contract No. C-642A
(MEM/KMS)

At the January 29, 2024 Commissioners Meeting, the Commission awarded Contract No. C-642A, Uhlerstown - Frenchtown Toll-Supported Bridge Rehabilitation Design to WSP USA, Inc. (WSP) of Exton, PA for an amount not-to-exceed \$1,771,189.56. WSP was provided with Notice of Award and Limited Notice to Proceed on January 29, 2024. A project Kick-Off meeting was held on February 6, 2024. The Agreement was executed and the full Notice to Proceed was issued on February 23, 2024.

WSP submitted Final Design Bid Documents, after which, project TS-642A was advertised for bid on 10/22/2024. Four (4) bids were received by the Commission on 11/26/2024, which were reviewed by the Engineer-of-Record, the Contract Compliance Department and Commission Counsel. All reviewers found the bids to be responsible and in compliance with the Bid Documents.

During this reporting period, WSP has provided post-award services for the project, including review of submittals and providing responses to RFIs, as the contractor begins to mobilize for construction.

Construction Management/Inspection Services
Contract CM-642A
(MEM/KMS)

At the December 2024 Meeting, the Commission awarded Contract No. CM-642A, Construction Management/Inspection Services for the Uhlerstown-Frenchtown Toll-Supported Bridge Rehabilitation Project, to Urban Engineers, Inc. of Cherry Hill, NJ (Urban) for a not-to-exceed amount of \$1,587,138.62. Urban was provided with Notice of Award and Limited Notice to Proceed effective December 23, 2024.

During this reporting period, the CM team has been facilitating the processing submittals and RFIs. They have also set up the share point site for tracking the submittals and RFIs.

Construction
Contract No. TS-642A
(MEM/KMS)

At the December 2024 Meeting, the Commission awarded Contract No. TS-642A, Uhlerstown-Frenchtown Toll-Supported Bridge Rehabilitation, to Anselmi & DeCicco, Inc. of Maplewood, NJ (Anselmi) for a not-to-exceed amount of \$22,216,237.00. Anselmi was provided

DELAWARE RIVER JOINT TOLL BRIDGE COMMISSION

March 31, 2025

PROJECT STATUS REPORT

with Notice of Award and Limited Notice to Proceed effective December 23, 2024. The Agreement for this project has been executed and the full Notice to Proceed was issued on January 24, 2025.

The contractor's vendor has started the shop drawing preparation process for the new replacement sidewalk panels. The contractor's electrical sub-contractor has started preparing conduit layouts for the project. The contractor has been mobilizing equipment and materials to the site. The detour of eastbound traffic commenced on February 20, 2025. The pedestrian walkway is anticipated to be closed starting in mid-March. The installation of under bridge access platforms began on February 20, 2025.

I-78 TOLL BRIDGE

I-78 TB JOINT REHABILITATION & MISCELLANEOUS WORK

Design and Construction Inspection
Task Order Assignment No. C-769A-4
(WMC/SJB)

Traffic Planning & Design, Inc. (TPD) submitted a draft needs assessment report including rehabilitation alternatives for I-78 approach pavement deterioration, I-78 bridge over County Route 519 deck deterioration, and the pavement within the open road tolling (ORT) lanes at the I-78 Toll Bridge. The first two (2) of these items have been completed. TPD continued to provide counsel to GPI in support of the plans and specifications for implementation of pavement repairs within the ORT lanes and, when weather permits, will be performed by Crisdel Group as part of Contract T-766A.

I-78 TB NEW JERSEY ROADWAY REHABILITATION AND POWER & COMMUNICATION INFRASTRUCTURE UPGRADES

Design
Contract No. C-766A
(CLR/SJB)

This Contract is for professional consultant design services to include verification of condition assessment, preliminary and final design, and post-design services for the rehabilitation of the I-78 New Jersey Approach Roadway and reassessment of the preliminary design documents associated with the I-78 Power and Communication Infrastructure Design Services as developed by Arora and Associates, P.C. in October 2022 along with the preliminary and final design and post design services for the I-78 Power and Communication Infrastructure Design.

Arora and Associates, P.C. was issued a Notice of Award and Limited Notice to Proceed effective May 23, 2023. A project kick-off meeting was held with Arora on May 31, 2023. The Contract was fully executed on June 20, 2023, with full Notice to Proceed effective June 22, 2023.

The Construction Contractor was issued Notice to Proceed effective March 22, 2024. Arora continues providing post-design phase services including Submittals and Request for

DELAWARE RIVER JOINT TOLL BRIDGE COMMISSION

March 31, 2025

PROJECT STATUS REPORT

Information (RFIs) reviews and participating in various construction related meetings throughout the reporting period.

Construction Management/Construction Inspection
Contract No. CM-766A
(CLR/SJB)

At the February 26, 2024 Commissioners' Meeting, the Commission awarded Contract No. CM-766A, Construction Management/Construction Inspection Services for the I-78 New Jersey Roadway Rehabilitation and Power & Communication Infrastructure Improvements Project to Greenman-Pedersen, Incorporated (GPI) of Bridgewater, New Jersey for an amount not-to-exceed of \$2,405,208.16. GPI was provided with the Contract Notice of Award and Limited Notice to Proceed effective February 27, 2024. GPI's full Notice to Proceed was issued effective March 22, 2024.

GPI's current staff includes a full-time Resident Engineer, two (2) full-time Assistant Resident Engineers, one (1) part-time Inspector/Office Engineer, and one (1) part-time Project Manager. A part-time scheduler and part-time safety consultant, both from Envision, Inc. are providing schedule update reviews and independent on-site safety inspections, respectively, as needed.

During this reporting period, GPI conducted and documented the Contract No. T-766A Progress Meetings Nos. 22 and 23; processed the contractor's eleventh pay estimate; finalized the contractor's Unforeseen Allowance Reduction No. 2; continued developing the red line as built drawings; continued monitoring the completion of items on the ESS Camera punch list; and continued tracking and filing RFIs, correspondence, submittals, and shop drawings, along with on-site inspection of the contractor's ongoing work. GPI's subconsultant Envision reviewed and commented on the contractor's bi-weekly CPM schedule updates and performed bi-weekly on-site independent safety inspections of the contractor's work.

Construction
Contract No. T-766A
(CLR/SJB)

At the February 26, 2024 Commissioners' Meeting, the Commission awarded Contract No. T-766A, I-78 New Jersey Roadway Rehabilitation and Power & Communication Infrastructure Improvements to Crisdel Group, Incorporated (Crisdel) of South Plainfield, New Jersey for an amount not-to-exceed \$23,530,677.00. Crisdel was provided with Notice of Award and Limited Notice to proceed effective February 27, 2024. Crisdel's full Notice to Proceed was issued effective March 22, 2024.

During this reporting period, Crisdel participated in the Contract No. T-766A Progress Meetings, and continued submitting in RFIs, correspondence, submittals, and shop drawings. Crisdel and their sub-contractor Tiffany Electric continued field work consisting of performing punch list work on all of the ESS cameras; continued working on the drainage improvements

DELAWARE RIVER JOINT TOLL BRIDGE COMMISSION

March 31, 2025

PROJECT STATUS REPORT

behind the sound wall which runs along the Morgan Hill to I-78 Westbound on ramp; continued on working on various punch list items; completed the installation of the turf pavers and stone driveways for each of the new camera pole locations; and began working on the installation of gabion basket retaining walls at the four I-78 eastbound camera locations.

RIVERTON-BELVIDERE TOLL-SUPPORTED BRIDGE

NORTHWEST & SOUTHWEST WINGWALLS REHABILITATION

Construction

Job Order Contract No. TTS-784A-001

(HDH/MEM)

A Joint Scope of Work Meeting was held on January 11, 2024. Personnel from TPD, Job Order Contractor Mount Construction, JOC Program Manager Gordian and the Engineering Department met on-site at the RBTBSB. A follow-up Teams meeting was held on January 19th, 2024. Mount Construction provided a cost proposal via several review iterations, which has been finalized with the JOC Program Manager Gordian Group.

This Job Order Contract was awarded to Mount Construction Company, Inc. on June 20, 2024, for an amount not-to-exceed \$449,748.88 for the rehabilitation of the Northwest (NW) and Southwest (SW) wingwalls at the Riverton-Belvidere, Pennsylvania bridge approach. This contract includes the removal of the existing concrete wall cap, stone masonry where the wall has bulged and resetting the stone and replacing the wall cap including a new moment slab on the NW wingwall. Work at the NW wingwall also includes removing and resetting the railing on top of the NW wingwall, sidewalk replacement, blast cleaning, repointing, and applying a waterproofing agent on the wall. The SW wingwall work includes the blast cleaning, repointing, and applying a waterproofing agent. The work on the roadway adjacent to the SW wingwall includes construction of a concrete trough, asphalt curb, and minor paving immediately adjacent to the wall to address drainage issues.

Mount Construction addressed all the items on the generated punch list as of December 10, 2024, and met with the adjacent property owner to ensure the site was restored to a satisfactory condition. Per the request of the property owner, Mount will monitor the site this spring to determine whether reseeding is required within the project limits. The supplemental price proposal for the additional retaining wall shoring has been reviewed and recommended for approval. Once the supplement is finalized the project will enter the closeout phase.

DELAWARE RIVER JOINT TOLL BRIDGE COMMISSION

March 31, 2025
PROJECT STATUS REPORT

PORTLAND – COLUMBIA TOLL BRIDGE

NJ ROUTE 46 OVERPASS FASCIA GIRDER INSPECTION AND DESIGN

Professional Services
Task Order Assignment C-788A-8
(HDH/MEM)

On the afternoon of 7/18/2024 NJDOT's contractor (Greene Construction) for their NJ Route 46 Pavement Reconstruction Contract No. 000148100 was working on Route 46 WB, excavating their roadway below the Commission's bridge, Ramp over US Route 46 (#341). This bridge carries NJDOT Route 94 as an approach structure to the Portland-Columbia Toll Bridge. The excavator struck the lower flange of the south fascia girder (close to mid-span). A portion of the bottom flange was struck, which resulted in out-of-plane bending and a noticeable indentation in the flange and paint system failure. Based upon a visual inspection by personnel from the Commission's Engineering Department on 7/19/24, no rips or tears were immediately identified, nor any distress noted at the adjacent diaphragm or the nearest bearing. The bridge remains in-service with no current legal load restriction.

The overall objective of this task order assignment is to perform an inspection of the damaged girder and to prepare the necessary construction documents to allow a contractor to perform necessary repairs under a Job Order Contract.

Traffic Planning and Design, Inc (TPD) was provided with Notice to Proceed on March 5, 2025 to design repairs to the damaged girder.

DELAWARE WATER GAP TOLL BRIDGE

SPACE UTILIZATION PROGRAM STUDY INCLUDING NEW SALT STORAGE AND EQUIPMENT STORAGE BUILDINGS

Design
Contract No. C-771A-8
(CLR/RJZ)

This Task Order Assignment (TOA) with French & Parrello Associates (FPA) is for professional engineering services to perform a Space Utilization Study for the Delaware Water Gap Toll Bridge facilities including a new Salt Storage and Equipment Storage Buildings for an amount not-to-exceed of \$270,035.71. FPA was provided with the Notice to Proceed effective January 29, 2025.

During this reporting period FPA held both the TOA Kick Off Meeting and Progress Meetings No. 1 and No. 2. FPA and their Sub consultant USA Architects visited the DWG TB Administrative Building and Maintenance Building sites along with both the P-C TB and M-M TB Salt Storage Building sites. FPA surveyed the property site at the DWG TB where the new salt storage building and new equipment building are to be built, and, as part of their data-collection

DELAWARE RIVER JOINT TOLL BRIDGE COMMISSION

March 31, 2025

PROJECT STATUS REPORT

efforts, visited the Engineering Department's Record Room to look at available documents associated with the DWG TB Facilities and the Commission's other existing Salt Storage Buildings.

MILFORD – MONTAGUE TOLL BRIDGE

STRUCTURAL ANALYSIS AND REPAIRS

Design

Task Order Assignment No. C-788A-4
(HDH/MEM)

During the biannual inspection of the Toll bridges, the Commission's General Engineering Consultant (GEC) and Commission personnel identified areas that require repair at the Milford-Montague Toll Bridge (MMTB). Areas of concern included: locations where the light post standards are attached to the top chord of the trusses; an incorrectly set curb plate at the pier 3 deck joint damaged during snowplow operations; severe concrete deterioration at the approach parapets; large spalls at the pier cap & bridge seats; differential between panels at the sidewalk mid-span.

Traffic Planning and Design, Inc (TPD) was provided with Notice to Proceed on October 21, 2024 to design repairs and verify/update bridge load ratings. TPD performed field visits to the bridge site in November. TPD has received additional information on the lighting at the bridge, load ratings hours for the structure are under review and will be discussed at the March progress meeting.

DELAWARE RIVER JOINT TOLL BRIDGE COMMISSION

March 31, 2025
PROJECT STATUS REPORT

MULTIPLE FACILITIES AND/OR COMMISSION-WIDE

CAPITAL PROGRAM MANAGEMENT CONSULTANT (CPMC) & DESIGN MANAGEMENT CONSULTANT (DMC) SERVICES FOR CAPITAL IMPROVEMENT PROJECTS

CPMC SERVICES THROUGH DECEMBER 31, 2028

Task Order Assignment No. C-502A-1N
(SJB/KMS)

Task Order Assignment No. C-502A-1N was authorized on April 8, 2024 for the continuation of Capital Program Management Consultant (CPMC) Services through December 31, 2028. The budget currently authorized for this assignment is anticipated to cover full-staff CPMC Services through December 31, 2025. Services under this Task Order Assignment from January 1, 2026 through December 31, 2028. Under Task Order Assignment 502A-1M, AECOM continues to provide Capital Program Management Consultant (CPMC) Staff Augmentation Services for delivery of the Commission's Capital Program. AECOM is currently providing four (4) full-time Project Managers to oversee and administer various design and construction projects that are being advanced in the Capital Improvement Program.

CPMC staff will continue to provide support to the Commission in advancing the Capital Program in the following areas: procurement assistance, scheduling and cost control, programming/planning, Project Management, Program Area Management, technical support, design oversight and support, construction oversight and support, and oversight and support of the Job Order Contract (JOC) construction work, all including coordination with multiple Commission departments outside of Engineering.

UNDERWATER SUBSTRUCTURE IMPROVEMENTS DESIGN – ALL REGIONS

Design
Contract No. C-782A
(HDH/SJB)

IH Engineers, P.C. of Princeton, New Jersey was awarded this contract and given full notice to proceed with the delivery of the executed agreement on August 18, 2023. In 2021 the Commission performed the 5-year interval underwater inspections of each of its river crossing bridges, to meet National Bridge Inspection Standards (NBIS) requirements. The findings of these inspections identified the need for bridge substructure repair and/or rehabilitation of existing scour remediation measures at bridge substructures below the water level. IH's scope is to prepare draft **Condition Assessment Report (CAR)** and a draft **Substructure Foundation Report (SFR)** that will include the substructures all of the Commissions main river bridge crossings. Where the CAR will outline the need for repairs and at which bridges, the SFR will be used as a source of information regarding the foundations and its susceptibility to flooding damage for the Commission in the future. Bi-weekly progress meetings are scheduled with the consultant.

DELAWARE RIVER JOINT TOLL BRIDGE COMMISSION

March 31, 2025

PROJECT STATUS REPORT

IH's subconsultants GPI and JMT have completed the in-depth field inspections for the preparation of the CAR and SFR. Draft CAR and SFR documents have undergone the submittal/review cycle between Commission staff and IH Engineers prior to meeting with NJDEP. A pre-application meeting with NJDEP was conducted on April 2, 2024 to review potential grout bag repair methods included in the CAR. NJDEP does not allow this method of construction in an underwater environment that is not completely "dry". Alternate repair methods are being developed by IH as the CAR continues to be progressed. IH is finalizing their reports and working on the preliminary design to support the effort to acquire the necessary permits.

IH has continued to work on both the **CAR** and **SFR**. A copy of both reports has been forwarded for constructability review under task order C-788A-6. Task Order Consultant TPD and their subconsultant Childs Engineering has performed a peer-review of the documents for four (4) bridges in the **CAR**. A meeting between Engineering and IH was held November 22nd to discuss Commission and TPD/Childs comments on the **SFR**. Revised pages of the SFR were received late December and were reviewed by Commission staff and TPD/Childs.

CONSTRUCTABILITY REVIEW OF UNDERWATER SUBSTRUCTURE IMPROVEMENTS – ALL REGIONS (C-782A)

Design

Task Order Assignment No. C-788A-6
(HDH/SJB)

Under the standing C-788A Structural/Civil Task Order Agreement, Traffic Planning and Design, Inc. (TPD) along with their sub-consultant Childs Engineering will perform a constructability review of the design of the underwater pier repairs being prepared under Contract C-782A. TPD was provided with the full Notice-to-Proceed date of October 21, 2024.

On August 19th a pre-proposal/scoping meeting was held with TPD and Childs Engineering to discuss a peer review of IH's C-782A Condition Assessment Report (CAR) with emphasis on constructability. This report contains recommendations for underwater and scour remediation repairs to the main river bridge piers at each river crossing.

The CAR and SFR were delivered to TPD who provided a submittal of the draft constructability review for the C-782A contract Condition Assessment Report on November 27th, 2024. This report was reviewed by Commission staff, and a meeting was held with TPD and Childs to discuss findings. A review workshop with IH was held January 29, 2025.

BRIDGE INSPECTION PLATFORM LAYOUT AND DESIGN TOLL-SUPPORTED BRIDGES

Design

Task Order Assignment No. C-788A-5
(HDH/MEM)

The purpose of this project is to develop detailed temporary rigging access platforms, cabling and attachment details for internal Commission use. Rigging access is needed to inspect

DELAWARE RIVER JOINT TOLL BRIDGE COMMISSION

March 31, 2025

PROJECT STATUS REPORT

and maintain the underside of the Commission's Toll-Supported Bridges. The rigging system shall be designed to be efficiently installed, operated, and maneuvered by Commission staff.

Traffic Planning and Design, Inc (TPD) was provided with Notice to Proceed on September 24, 2024. A kick-off meeting was held on October 6. After field site visits during the October month, a meeting was held with Maintenance, Engineering, TPD and TPD's subconsultant Malick Sherer (MS). A draft report was received on January 20th, was reviewed by Commission staff. A progress Meeting is scheduled for March 12th, 2025.

EXIGENT SUBSTRUCTURE MASONRY REHABILITATION

Construction Contracts No:

TS-694B – Lumberville-Raven Rock TSB Exigent Substructure Masonry Rehabilitation

TS-694C – Calhoun Street TSB Exigent Substructure Masonry Rehabilitation

TS-694D – Washington Crossing TSB Exigent Substructure Masonry Rehabilitation

TS-694E – Riverton-Belvidere TSB Exigent Substructure Masonry Rehabilitation
(EVO/MEM)

These contracts are for the rehabilitation of existing masonry joints at the abutments, piers, and retaining walls at four (4) locations as directed by the Commission. These exigent substructure masonry rehabilitation projects are an extension of the TS-694A - New Hope – Lambertville Toll-Supported Bridge Rehabilitation Design. This work includes the cleaning and repointing of existing masonry joints, the removal and salvaging existing masonry, constructing mortar beds, placing stones back in their original locations, and repointing courses on piers, abutments at designated locations as directed by the Commission. Torrado and the inspector communicated daily and recorded the linear footage of repointing on each face the substructure units.

The contractor, Torrado Construction began work at the first bridge site, Lumberville-Raven Rock, on July 23, 2024, and was substantially complete on October 9, 2024. Torrado completed the spall repair located at the bottom of the Pier 2 nose at Lumberville-Raven Rock on November 11, 2024, once the additional spall repair material ordered was available. They also completed the repointing at Pier 4 at the Calhoun Street bridge on November 13, 2024, at which time Torrado demobilized operations for the winter.

The project is scheduled to resume in the spring of 2025 when the temperature is consistently 40 degrees and above, which is more conducive for successful repointing work. The repointing work will resume at Calhoun Street once the project schedule is coordinated with Torrado Construction.

BRIDGE MONITOR SHELTER ENHANCEMENTS PROGRAM DEVELOPMENT

Task Order Assignment No. C-771A-1
(WMC/KMS)

French & Parrello Associates, P.A. and their sub-consultant, USA Architects, Planners + Interior Designers are developing a system-wide program to enhance the Commission's inventory of bridge monitor shelters. Work involved preparing the program needs assessment, as discussed

DELAWARE RIVER JOINT TOLL BRIDGE COMMISSION

March 31, 2025

PROJECT STATUS REPORT

during the April 22nd meeting with Commission staff, and continued through the reporting period. A revised site constraints analysis was submitted addressing previously provided comments from the Commission. Additionally, the Commission received revised drawings for the primary and satellite shelter prototypes.

ELECTRONIC SURVEILLANCE / DETECTION SYSTEM

NETWORK VIDEO MANAGEMENT SYSTEM (NVMS) INTEGRATOR SERVICES

Contract No. DB-768A

(WMC/KMS)

Dynamic Security, LLC (dba Secuni) continued to provide maintenance services of headend type equipment in support of the Electronic Surveillance / Detection System under the direction of the Commission's Public Safety and Bridge Security Department, who operates the system from the Control Centers located at the New Jersey State Police's Regional Operation and Information Center (ROIC) in West Trenton, New Jersey and the New Hope-Lambertville Toll Bridge facility in New Hope, Pennsylvania.

ELECTRONIC TOLL COLLECTION

CUSTOMER SERVICE CENTER/VIOLATION PROCESSING CENTER PROJECT

Contract No. DB-584A

(CAS/KMS)

Commission Staff are working with the New Jersey E-ZPass Customer Service Center (NJ E-ZPass CSC) provider, Conduent, to implement IAG Interface Control Document (ICD) version 1.60. This will allow CSCs to receive data and process transactions from other transponder protocols such as SeGo and 6C, in addition to the current TDM protocol, as well as other functionalities. After testing is completed with the NJ E-ZPass CSC and the Inter Agency Group Hub, go-live will be scheduled.

Conduent continues to develop the **real time digital payment function** at the NJ E-ZPass CSC for toll by plate customers. Conduent revised the terms and conditions that will be displayed on the NJ E-ZPass website, and they are being reviewed by the NJTA. Conduent has released this functionality into the NJ CSC software, and they are proceeding with testing it through a small group of individuals. Conduent completed several software changes to correct errors that were documented during testing.

For the **NJ E-ZPass CSC Services re-procurement**, the New Jersey Turnpike Authority (NJTA) awarded the agreements at their Board Meeting. The NJTA is addressing a procurement challenge.

The NJTA, as the lead agency, is facilitating all meetings with the other agencies and Conduent to manage the implementation of outstanding system elements for the New Jersey E-ZPass Customer Service Center.

DELAWARE RIVER JOINT TOLL BRIDGE COMMISSION

March 31, 2025
PROJECT STATUS REPORT

ELECTRONIC TOLL COLLECTION SYSTEM REPLACEMENT

Design, Build and Maintain
Contract No. DB-540A
(CAS/KMS)

TransCore completed the preparation of the remaining seven (7) toll plazas for the installation of the Encompass E6 multiprotocol reader. This included installing the cabling from the proposed reader location to each antenna. TransCore installed the E6 multiprotocol reader at the Delaware Water Gap, Scudder Falls and I-78 Toll Bridges. This effort is now complete.

Commission Staff are working with TransCore and the NJ E-ZPass CSC provider, Conduent, to implement IAG Interface Control Document (ICD) version 1.60. This will allow CSCs to receive data and process transactions from other transponder protocols such as SeGo and 6C, in addition to the current TDM protocol, as well as other functionalities. After testing is completed with the Inter Agency Group Hub, go-live will be scheduled.

Commission Staff and TransCore meet monthly to review and discuss system operational and maintenance items. A weekly call also takes place to briefly review system maintenance items for the week.

JOB ORDER CONTRACTING SERVICES

JOB ORDER CONTRACTING PROGRAM MANAGER

Contract No. C-727A
(WMC/KMS)

The Gordian Group continued to provide program management services in support of the Commission's Job Order Contracting Program involving development of price proposals within the information management software as well as the construction management services in support of each individual job order.

JOB ORDER CONTRACTING SERVICES **FOR BRIDGE, HIGHWAY, AND CIVIL WORK – NORTH REGION**

Contract No. T/TS-784A
(WMC/KMS)

Representatives from Mount Construction Company participated in a training session on June 28, 2023 involving the JOC Information Management Software, using the Construction Task Catalog and the understanding the Job Order Development Process.

Notice-to-Proceed was issued effective July 1, 2023.

DELAWARE RIVER JOINT TOLL BRIDGE COMMISSION

March 31, 2025 PROJECT STATUS REPORT

JOB ORDER CONTRACTING SERVICES FOR BRIDGE, HIGHWAY, AND CIVIL WORK – SOUTH REGION Contract No. T/TS-785A (WMC/KMS)

Representatives from Mount Construction Company participated in a training session on June 28, 2023 involving the JOC Information Management Software, using the Construction Task Catalog and the understanding the Job Order Development Process.

Notice-to-Proceed was issued effective July 1, 2023.

JOB ORDER CONTRACTING SERVICES FOR BUILDING AND FACILITY WORK – NORTH REGION Contract No. T/TS-786A (WMC/KMS)

Representatives from Mount Construction Company participated in a training session on June 28, 2023 involving the JOC Information Management Software, using the Construction Task Catalog and the understanding the Job Order Development Process.

Notice-to-Proceed was issued effective July 1, 2023.

JOB ORDER CONTRACTING SERVICES FOR BUILDING AND FACILITY WORK – SOUTH REGION Contract No. T/TS-787A (WMC/KMS)

Representatives from A.P. Construction participated in a training session on June 28, 2023 involving the JOC Information Management Software, using the Construction Task Catalog and the understanding the Job Order Development Process.

Notice-to-Proceed was issued effective July 1, 2023.

GENERAL ENGINEERING CONSULTANT 2023-2024 Annual Inspections Contract No. C-757A (HDH/MEM)

As the Commission's General Engineering Consultant (GEC), Pickering, Corts & Summerson (PCS) provided Annual Inspection Services for Toll Bridges in 2021 and 2023, and Toll-Supported bridges in 2022 and 2024. A modification to the GEC contract in November of 2024 provided PCS a second and last extension for the 2025-2026 cycle inspections.

DELAWARE RIVER JOINT TOLL BRIDGE COMMISSION

March 31, 2025

PROJECT STATUS REPORT

Toll Bridges and Facilities are scheduled to be inspected April through August of 2025. A kick-off meeting for the 2025 inspections was held with Maintenance North and Central, Engineering and the GEC on February 25, 2025. An additional KO meeting with Maintenance South is scheduled for March 10th. Toll-Supported Bridges and Facilities will be inspected in 2026.

TOLL PLAZA RESTRIPING

Design

Task Order Assignment No. C-760A-6
(JRB/SJB)

Under this Task Order Assignment (TOA) the Consultant, Remington & Vernick Engineers (RVE), is providing professional consulting services to review, analyze, provide alternatives, and prepare construction plans for revised toll plaza and approach restriping at the seven (7) traditional toll plazas

A kickoff meeting was held on October 5, 2023, via MS Teams. A research assessment report was submitted to the Commission on October 19, 2023, and a meeting was held on October 24, 2023, to discuss it. A revised report was submitted on November 20, 2023, for internal review and coordination. A status meeting was held on February 14, 2024. RVE submitted an updated assessment report based on additional Commission comments on February 21 and it is currently under review. RVE submitted preliminary plans on April 1, 2024, and comments were provided back to RVE on April 22. Plans for Interstate 78 and Trenton – Morrisville were finalized on May 20 and provided to Engineering staff to incorporate into the current T-766A I-78 I-NJ Roadway Rehabilitation and Power & Communication Infrastructure Improvements project and for the current procurement of T-746A Trenton – Morrisville Toll Bridge Roadway Paving and Deck Sealing Improvements. The Commission has received final submission for the remaining five (5) toll plazas and the submission is under review.

TRAFFIC ENGINEERING CONSULTANT

2021–2022/ 2023-2024 Annual Reports

Task Order Assignment No. C-761A
(CAS/ KMS)

At the February 2025 Commission Meeting, the Commission accepted the 2024 Traffic Engineering Report entitled “Year 2025 Toll Bridge Traffic Volume and Revenue Projections” and approved exercising the second of two (2) 2-year contract extension options to extend this contract. Commission Staff prepared a consultant agreement modification for to exercise the contracts second, 2-year option and to modify the agreement for the 5-year Traffic and Toll Revenue Study. The modification was executed.

DELAWARE RIVER JOINT TOLL BRIDGE COMMISSION

March 31, 2025
PROJECT STATUS REPORT

TRAFFIC COUNT PROGRAM UPGRADE Contract No. DR-550A (JRB/CAS)

A Purchase Order was issued to Signal Service, Inc. of West Chester, PA (SS) for new overhead traffic counters radar units and support materials in April 2023. SS is a member of the Pennsylvania Department of General Services COSTARS Program.

Commission staff and Signal Service continue to monitor and reconfigure or recalibrate the sensors at many bridges when needed. There are a few bridges that are problematic, including Uhlerstown – Frenchtown, Upper Black Eddy – Milford, and Riverton – Belvidere where narrow approach roadways coupled with steel guiderail has caused issues with radar counts.

At the New Hope-Lambertville Toll-Supported bridge, on September 9, 2024, the traffic counter was relocated to the PA Approach. Counts continue to be monitored due to ongoing construction and the one-way detour in place. The counter will need recalibration when the detour is lifted, currently planned for February 2025.

Signal Service was issued a Purchase Order for 2025 Maintenance Services, including quarterly preventative maintenance, on January 27, 2025.

On March 3, SS was on-site at Uhlerstown – Frenchtown and New Hope – Lambertville Toll-Supported Bridges to reconfigure the counters. Uhlerstown – Frenchtown was reconfigured due to ongoing construction under TS-642A U-F TSB Rehabilitation to account for the closure of the bridge in one direction. New Hope – Lambertville was reconfigured due to the lifting of the one-way closure under TS-694A NH-L TSB Rehabilitation, which has been ongoing for over a year. Additionally, the traffic counter was moved during construction and the closure and was not previously configured for two-way traffic counting at its current location.

Engineering and SS will continue monitoring any issues with the sensors at other Toll-Supported Bridges where geometry and roadway appurtenances cause problems.

ELECTRONIC TOLL COLLECTION / TOLLING **TASK ORDER CONSULTANT** E6 MPR TESTING Task Order Assignment No. C-770A-2 (CAS/ KMS)

TransCore installed the E6 multiprotocol reader at the Delaware Water Gap, Scudder Falls and I-78 Toll Bridges. This reader enables the Commission toll facilities to read transponders that use TDM (IAG), SeGo or 6C protocols, an IAG directive. TransCore and RK&K will collect data to document the performance of the reader in multiprotocol operation as each plaza is cut over to

DELAWARE RIVER JOINT TOLL BRIDGE COMMISSION

March 31, 2025

PROJECT STATUS REPORT

the new reader. This data will assist TransCore in determining if additional tuning of the reader is needed as they are placed into the production environment.

SOFT AET PROGRAM MANAGEMENT AND ROADWAY SIGN REPLACEMENT

Design

Task Order Assignment No. C-770A-3
(CAS/ KMS)

Job Order Contract agreements to support All Electronic Tolling (AET) in Place at the Trenton – Morrisville, I-78, Easton – Phillipsburg, and Delaware Water Gap Toll Bridges were executed with Mount Construction. Mount Construction was provided with the Contract’s Notice to Proceed effective December 10, 2024. RK&K participated on bi-weekly project status meetings with the Job Order Contract team. Mount Construction installed the toll plaza signs, post mounted signs and sign overlays prior to the January 12, 2025, conversion to cashless tolling. Mount Construction installed the large overhead roadway signs for the Trenton – Morrisville, I-78, Easton – Phillipsburg and Delaware Water Gap Toll Bridges. They also completed the eradication of the E-ZPass lane pavement markings at the Trenton – Morrisville Toll Bridge.

RK&K team is providing program management services for the transition to soft All Electronic Tolling (AET) under this task order assignment. RK&K prepared the final agreement for execution by TransCore and the Commission that was based off of the SJTA procurement approach that includes a provision for all the agencies of the New Jersey E-ZPass Customer Service Center to purchase their toll system. The Commission issued a notice to proceed to TransCore for Contract DB-792A to provide new EZ Pass equipment for the AET Conversion Plan Phase 4 (Hard Conversion) as new tolling equipment gantries are constructed.

TOLL SIGN REPLACEMENTS AT I-78 TOLL BRIDGE

Construction

Job Order Contract No. T/TS-784A-4
(CAS/KMS)

This Job Order Contract for an amount not-to-exceed \$68,018.60 is for the installation of advanced tolling signs at the I-78 bridge approach in preparation for transitioning to All Electronic Tolling In-place on January 12, 2025. The Toll Sign Replacement contractor is Mount Construction Company, Incorporated of Berlin, New Jersey. Mount was provided with the Contract’s Notice to Proceed effective December 10, 2024. On January 8 & 9, 2025, Mount removed and replaced the toll signs within the toll plaza, eradicated the E-ZPass pavement markings and installed the appropriate overlays on the existing signs in preparation for the elimination of the cash option. The large sign on the overhead sign structure just prior to the toll plaza was replaced on February 4, 2025, completing the sign replacement work for this contract.

DELAWARE RIVER JOINT TOLL BRIDGE COMMISSION

March 31, 2025
PROJECT STATUS REPORT

TOLL SIGN REPLACEMENTS AT EASTON-PHILLIPSBURG TOLL BRIDGE

Construction
Job Order Contract No. T/TS-784A-5
(CAS/KMS)

This Job Order Contract for an amount not-to-exceed \$70,500.70 is for the installation of advanced tolling signs at the Easton-Phillipsburg bridge approach and toll plaza in preparation for transitioning to All Electronic Tolling In-place at this bridge on January 12, 2025. The Toll Sign Replacement contractor is Mount Construction Company, Incorporated of Berlin, New Jersey. On January 2, 2025, Mount removed and replaced the toll signs within the toll plaza and eradicated the E-ZPass pavement markings in preparation of the elimination of the cash option. The appropriate overlays on the existing signs and new ground mounted signs were installed on January 23, 2025. The large signs on the overhead sign structure east of the toll plaza were replaced by February 21, 2025. Mount also removed the three (3) ground-mounted signs along the westbound approach, completing all sign work associated with this contract.

TOLL SIGN REPLACEMENTS AT DELAWARE WATER GAP TOLL BRIDGE

Construction
Job Order Contract No. T/TS-784A-6

This Job Order Contract for an amount not-to-exceed \$106,412.71 is for the installation of advanced tolling signs at the Delaware Water Gap bridge approach and toll plaza in preparation for transitioning to All Electronic Tolling In-place on January 12, 2025. The Toll Sign Replacement contractor is Mount Construction Company, Incorporated of Berlin, New Jersey. Mount was provided with the Contract's Notice to Proceed effective December 10, 2024. On January 3, 2025, Mount removed and replaced the toll signs within the toll plaza. The large signs on the overhead sign structures approaching the main river bridge in NJ were replaced on February 6th through the 10th 2025. Mount replaced a ground-mounted sign along the westbound approach on February 19, 2025, completing all sign replacement work associated with this contract.

TOLL SIGN REPLACEMENTS AT NEW HOPE-LAMBERTVILLE TOLL BRIDGE

Construction
Job Order Contract No. T/TS-785A-1
(CAS/KMS)

This Job Order Contract is for the installation of advanced tolling signs along the New Hope-Lambertville toll bridge approach and at the toll plaza in preparation for the transitioning to All Electronic Tolling In-place at this bridge on June 16, 2024. The Toll Sign Replacement contractor is Mount Construction Company, Incorporated of Berlin, New Jersey. Mount was provided with the Contract's Notice to Proceed effective May 24, 2024, and began sign installation and replacement work at this bridge on June 12, 2024. Mount completed the sign replacements within the toll plaza and replaced the advance signage in New Jersey prior to going to all electronic tolling on June 16, 2024. Three (3) large overhead signs on the bridge required additional structural

DELAWARE RIVER JOINT TOLL BRIDGE COMMISSION

March 31, 2025

PROJECT STATUS REPORT

support, which was submitted by Mount and approved by the design engineer RK&K. Two (2) of these remaining three (3) overhead signs were installed on September 27, 2024, and the remaining overhead sign was replaced on October 4, 2024, completing the AET sign placements for this facility. The final project financials were executed, and the closeout documentation submitted. This project is closed out.

TOLL SIGN REPLACEMENTS AT TRENTON-MORRISVILLE TOLL BRIDGE

Construction

Job Order Contract No. T/TS-785A-2

(CAS/KMS)

This Job Order Contract for an amount not-to-exceed \$79,296.67 is for the installation of advanced tolling signs at the Trenton-Morrisville bridge approach and toll plaza in preparation to transitioning to All Electronic Tolling In-place at this bridge on January 12, 2025. The Toll Sign Replacement contractor is Mount Construction Company, Incorporated of Berlin, New Jersey. Mount was provided with the Contract's Notice to Proceed effective December 10, 2024. On January 7, 2025, Mount removed and replaced the toll signs within the toll plaza for transitioning to All Electronic Tolling In-place. Mount removed and replaced the ground-mounted signs throughout the project area on January 24th. The large sign on the overhead sign structure just prior to the toll plaza was replaced and the existing sign on the Broad St. overpass was removed by February 18, 2025. The pavement markings in the E-ZPass Only lanes were eradicated by February 28, 2025, completing all work associated with this contract.

DELAWARE RIVER JOINT TOLL BRIDGE COMMISSION

Meeting of March 31, 2025

OPERATIONS

The following Pages reflect the reports on those items assigned to the Operations Department. Each item is reported separately and page numbered accordingly.

DELAWARE RIVER JOINT TOLL BRIDGE COMMISSION

Meeting of March 31, 2025

OPERATIONS INDEX

FOR

PUBLIC SAFETY & BRIDGE SECURITY

SUBJECT	DESCRIPTION	PAGE NUMBER
Public Safety & Bridge Security	Status Reports Month of February 2025	1-21

DELAWARE RIVER JOINT TOLL BRIDGE COMMISSION
Meeting of March 31, 2025

PUBLIC SAFETY AND BRIDGE SECURITY
Month of February 2025

The below-listed items represent meetings, communications, tasks, and projects involving the Public Safety and Bridge Security Department (PSBS):

Radio System

- PSBS personnel and the New Jersey State Police investigated various DRJTBC radio issues during February 2025. Motorola is in the process of developing a plan for the antenna system at the new Trenton-Morrisville facility. The plan includes a microwave antenna on the NJ Labor and Industry building in Trenton, NJ. The Commission is also working with Train Towers to install an in-building antenna system in the new Trenton-Morrisville facility to enhance interior portable radio communications.
- In February 2025, ESS Maintenance staff installed and programmed new radios for various new vehicles.
- In February 2025, ESS Maintenance staff continued to work with the Regions and IT to update the Maximo radio inventory database.

Access Control System

- In February 2025, ESS Maintenance staff continued upgrading components of the Commission's access control system and adjusting doors to ensure the security of commission facilities.
- In February 2025, the Access Control System (ACS) database was audited, and pictures were updated for employees and contractor cards.
- Various employee ACS rights were updated and changed at the supervisors' request.
- Various door alarms and ACS issues were investigated and addressed.

Public Safety & Bridge Security

- PSBS continued to arrange various Pennsylvania State Police (PSP) enforcement details and safety checks at Commission bridges.

DELAWARE RIVER JOINT TOLL BRIDGE COMMISSION
Meeting of March 31, 2025

PUBLIC SAFETY AND BRIDGE SECURITY
Month of February 2025

- PSBS Control Center (CC) continues to operate 24/7 detects, documents, and assists the regional bridges with various emergencies, traffic, and security-related incidents.
- During February 2025, PSBS worked with Human Resources (HR) on various internal investigations.
- During February 2025, PSBS personnel worked with several police departments and DRJTBC personnel on various inquiries and investigations. As a result, PSBS personnel investigated (26) video requests.
- In February 2025, PSBS Staff attended the I-78 NJ Roadway Rehabilitation and Power & Communication Infrastructure meeting. All new roadway cameras have been installed and are being reviewed.
- In February 2025, PSBS personnel reviewed and purged the ESS video storage database that contains copies of videos requested by DRJTBC personnel and outside agencies.
- In February 2025, PSBS continued working with Engineering to construct the Southern Operations & Maintenance Facilities – Trenton-Morrisville Control Center Project.
- In February 2025, work and testing continued at the New Hope Control Center on the Computer Aided Dispatch System (CAD. PSBS Staff and Engineering continue to conduct Bi-Weekly meetings with Motorola and Carousel regarding the CAD and phone system.
- In February 2025, PSBS attended and participated in the DRJTBC Monthly WPSC meeting.
- In February 2025, PSBS completed monthly NJSP and PSP billing processing.
- In February 2025, PSBS assisted in Security details for the DRJTBC monthly Committee and Commission meetings.
- In February 2025, PSBS assisted with supplemental overweight crossing prevention details at the New Hope-Lambertville Toll Supported Bridge during the bridge rehabilitation project.

Electronic Security Surveillance (ESS) Maintenance

DELAWARE RIVER JOINT TOLL BRIDGE COMMISSION
Meeting of March 31, 2025

PUBLIC SAFETY AND BRIDGE SECURITY
Month of February 2025

- In February 2025, ESS Maintenance responded to and closed 56 Maximo work orders concerning the Commission's ESS and radio systems.
- In February 2025, ESS Maintenance pulled all network cabling for the new Toll and Bridge Security office at I-78 and Easton-Phillipsburg.
- In February 2025, ESS Maintenance installed 2 new cameras and 2 new A-phone stations for the new EZ-Pass office at the Delaware Water Gap.
- In February 2025, ESS Maintenance installed 3 new cameras for the D-Mark room at the new Trenton-Morrisville building.
- In February 2025, ESS Maintenance worked with Secuni in upgrading Genetec to the latest version 5.13.
- In February 2025, ESS Maintenance met with contractors for the Uhlerstown-Frenchtown rehabilitation project to establish ESS timelines for removing and relocating ESS cameras.

February 2025 NJSP/PSP DRJTBC Combined Stats

Bridges	N/R Accidents		Reportable Accidents		Motorist Assists		Other	
	NJ	PA	NJ	PA	NJ	PA	NJ	PA
Milford-Montague Toll Bridge (R0440)	0	0	0	0	0	0	0	0
Delaware Water Gap Toll Bridge (N0641)	0	0	1	0	0	0	0	2
Portland-Columbia Pedestrian TSB (M0642)	0	0	0	0	0	0	0	1
Portland-Columbia Toll Bridge (M0643)	0	0	0	0	0	0	0	0
Riverton-Belvidere Toll Supported Bridge (M0644)	0	0	0	0	0	0	0	0
Easton-Phillipsburg Toll Bridge (M0645)	0	0	1	0	0	1	0	0
Northampton St TSB (M0646)	0	0	0	0	0	0	0	0
I-78 Toll Bridge (M0646)	0	1	1	1	1	2	0	4
Riegelsville Toll Supported Bridge (M0248)	0	0	0	0	0	0	0	1
Upper BlackEddyMilford Toll Supported (M0249)	0	0	0	0	0	0	0	0
Uhlertown Frenchtown TSB (M0250)	0	0	0	0	0	0	0	0
Lumberville Raven Rock TSB Ped. (M0251)	0	0	0	0	0	0	0	0
Centre Bridge Stockton TSB (M0252)	0	0	0	0	0	0	0	0
New Hope Lambertville Toll (M0253)	0	0	1	0	0	0	0	0
New Hope Lambertville TSB (M0254)	0	0	0	0	0	0	0	0
Washington Crossing TSB (M0355)	0	0	1	0	0	0	0	2
Scudder Falls Toll (M0356)	0	1	1	0	0	0	0	1
Calhoun St TSB (M0357)	0	1	0	1	0	0	0	1
Lower Trenton TSB (M0358)	0	1	1	1	0	0	0	0
Morrisville Trenton Toll (M0359)	0	5	1	2	0	4	0	0

	Citations	Warnings	Security Checks
New Jersey State Police	45	72	515
Pennsylvania State Police	68	147	627

February 2025 Overweight Crossings-Central Region

2/28/2024

Bridge	Total Turnarounds	Total Overweights	Total Manned	Total Unmanned	NJSP Response	Summons Issued	Warnings Issued	PSP Response	Citations Issued	Warnings Issued2	Local Police Response	No Response
Riverton-Belvidere	133	2	2	0	0	0	0	1	1	0	0	1
Northampton St.	527	5	5	0	3	2	1	0	0	0	0	2
Riegelsville	136	0	0	0	0	0	0	0	0	0	0	0
Uhlerstown - Frenchtown	151	2	2	0	2	2	0	0	0	0	0	0
February Totals	947	9	9	0	5	4	1	1	1	0	0	3
Bridge	Total Turnarounds	Total Overweights	Total Manned	Total Unmanned	NJSP Response	Summons Issued	Warnings Issued	PSP Response	Citations Issued	Warnings Issued	Local Police Response	No Response
Riverton-Belvidere	304	3	3	0	0	0	0	1	1	0	0	2
Northampton St.	1199	5	5	0	3	2	1	0	0	0	0	2
Riegelsville	298	0	0	0	0	0	0	0	0	0	0	0
Uhlerstown - Frenchtown	272	4	3	1	4	3	1	0	0	0	0	0
	0	0	0	0	0	0	0	0	0	0	0	0
Year to Date Totals	2073	12	11	1	7	5	2	1	1	0	0	4

February 2025 Overweight Crossings-Southern Region

2/28/2025

Bridge	Total Turnarounds	Total Overweights	Total Manned	Total Unmanned	NJSP Response	Summons Issued	Warnings Issued	PSP Response	Citations Issued	Warnings Issued2	Local Police Response	No Response
Lower Trenton	228	9	0	9	0	0	0	6	0	6	0	3
Calhoun Street	1298	0	0	0	0	0	0	0	0	0	0	0
Washington Crossing	115	2	1	1	1	1	0	1	0	1	0	0
New Hope	188	1	1	0	0	0	0	0	0	0	0	1
Lambertville	95	0	0	0	0	0	0	0	0	0	0	0
Centre Bridge												
Stockton												
February Totals	1924	12	2	10	1	1	0	7	0	7	0	4
Bridge	Total Turnarounds	Total Overweights	Total Manned	Total Unmanned	NJSP Response	Summons Issued	Warnings Issued	PSP Response	Citations Issued	Warnings Issued	Local Police Response	No Response
Lower Trenton	265	9	0	9	0	0	0	6	0	6	0	3
Calhoun Street	1364	4	4	0	2	0	2	2	0	2	0	0
Washington Crossing	228	5	1	4	3	3	0	2	0	2	0	0
New Hope	380	1	1	0	0	0	0	0	0	0	0	1
Lambertville												
Centre Bridge	161	4	0	4	4	4	0	0	0	0	0	0
Stockton												
Year to Date Totals	2398	23	6	17	9	7	2	10	0	10	0	4

Belvidere	January	February	March	April	May	June	July	August	September	October	November	December	Year to date totals
Overweight Crossings	0	1											1
Washington Crossing	January	February	March	April	May	June	July	August	September	October	November	December	Year to date totals
Turnarounds	113	115											228
NJ Side	110	93											203
PA Side	3	22											25
Overweight Crossings	3	2											5
Calhoun Street	January	February	March	April	May	June	July	August	September	October	November	December	Year to date totals
Turnarounds	66	129											195
NJ Side	51	101											152
PA Side	15	28											43
Overweight Crossings	4	0											4
Lower Trenton	January	February	March	April	May	June	July	August	September	October	November	December	Year to date totals
Turnarounds	37	228											265
NJ Side	37	214											251
PA Side	0	14											14
Overweight Crossings	0	9											9

Monthly Activity Report

February 2025

Location	Bridge Checks	Overweights	Accidents	Jumpers	Disabled Vehicles	Medical Emergencies
Lower Trenton	116	9	1	0	1	0
Calhoun Street	121	0	1	0	2	0
Langhorne	78	0	0	0	0	0
Scudder Falls	272	0	4	0	6	0
Washington Crossing	127	2	2	0	1	0
New Hope	94	1	0	0	0	0
Lambertville	72	0	0	0	0	0
Centre Bridge	48	0	0	0	0	0
Stockton	59	2	0	0	0	0
Lumberville	59	0	0	0	0	0
RavenRock	106	0	0	0	0	0
Uhlersown	121	5	0	0	0	0
Frenchtown	60	2	0	0	0	1
Upper Black Eddy						
Milford						
Riegelsville						
Northampton St.						
Riverton						
Belvidere						
Totals	1333	21	8	0	10	1
Yearly Totals						
Location	Bridge Checks	Overweights	Accidents	Jumpers	Disabled Vehicles	Medical Emergencies
Lower Trenton	116	9	1	0	1	0
Calhoun Street	121	0	1	0	2	0
Langhorne	78	0	0	0	0	0
Scudder Falls	272	0	4	0	6	0
Washington Crossing	127	2	2	0	1	0
New Hope	94	1	0	0	0	0
Lambertville						

Location	Bridge Checks	Overweights	Accidents	Jumpers	Disabled Vehicles	Medical Emergencies
Centre Bridge	72	0	0	0	0	0
Stockton						
Lumberville	48	0	0	0	0	0
Raven Rock						
Uhlersown	59	2	0	0	0	0
Frenchtown						
Upper Black Eddy	59	0	0	0	0	0
Milford						
Riegelsville	106	0	0	0	0	0
Northampton St.	121	5	0	0	0	0
Riverton						
Belvidere	60	2	0	0	0	1
	0	0	0	0	0	0
Totals	1333	21	8	0	10	1

DELAWARE RIVER JOINT TOLL BRIDGE COMMISSION
MONTHLY ACTIVITY SERVICES RENDERED REPORT

BRIDGE Riverton-Belvidere

MONTH February

YEAR 2025

ACTIVITY/SERVICE	WEEK OF 1-Feb	WEEK OF 8-Feb	WEEK OF 15-Feb	WEEK OF 22-Feb	TOTAL
Hours Worked	168	180	168	168	684
Patrols	64	78	70	72	284
Overweight Crossings	1	0	1	0	2
Overweights Refused	39	35	31	28	133
Pass Through	4	2	9	3	18
Disabled Vehicles	0	0	2	0	2
Accidents	0	0	0	0	0
Police Requests	11	13	3	6	33
Fire Dept. Requests	0	0	0	0	0
EMS / First Aid Requests	0	0	0	0	0
Traffic Control	5	8	9	4	26
Jumpers / Code 100	0	0	0	0	0
Public Interactions	42	32	15	30	119
Bicycle Warnings	0	0	0	0	0
Equipment Checks	12	11	13	10	46
NOTES:					

DELAWARE RIVER JOINT TOLL BRIDGE COMMISSION
MONTHLY ACTIVITY SERVICES RENDERED REPORT

BRIDGE Northampton Street

MONTH February

YEAR 2025

ACTIVITY/SERVICE	WEEK OF 1-Feb	WEEK OF 8-Feb	WEEK OF 15-Feb	WEEK OF 22-Feb	TOTAL
Hours Worked	336	336	336	336	1344
Patrols	145	152	164	146	607
Overweight Crossings	1	1	0	3	5
Overweights Refused	142	109	131	145	527
Pass Through	1	4	5	1	11
Disabled Vehicles	0	0	1	0	1
Accidents	0	0	0	0	0
Police Requests	0	0	0	0	0
Fire Dept. Requests	0	0	0	0	0
EMS / First Aid Requests	0	0	0	0	0
Traffic Control	9	6	10	17	42
Jumpers / Code 100	0	0	0	0	0
Public Interactions	78	71	62	151	362
Bicycle Warnings	7	5	6	0	18
Equipment Checks	27	23	25	24	99
NOTES:					

DELAWARE RIVER JOINT TOLL BRIDGE COMMISSION

MONTHLY ACTIVITY SERVICES RENDERED REPORT

BRIDGE Riegelsville

MONTH February

YEAR 2025

ACTIVITY/SERVICE	WEEK OF 1-Feb	WEEK OF 8-Feb	WEEK OF 15-Feb	WEEK OF 22-Feb	TOTAL
Hours Worked	336	336	336	336	1344
Patrols	131	134	146	121	532
Overweight Crossings	0	0	0	0	0
Overweights Refused	43	27	44	22	136
Pass Through	1	0	0	0	1
Disabled Vehicles	0	0	0	0	0
Accidents	0	0	0	0	0
Police Requests	0	0	0	0	0
Fire Dept. Requests	0	0	0	0	0
EMS / First Aid Requests	0	0	0	0	0
Traffic Control	0	0	2	0	2
Jumpers / Code 100	0	0	0	0	0
Public Interactions	30	27	44	32	133
Bicycle Warnings	0	0	0	0	0
Equipment Checks	27	25	29	24	105
NOTES:					

DELAWARE RIVER JOINT TOLL BRIDGE COMMISSION
MONTHLY ACTIVITY SERVICES RENDERED REPORT

BRIDGE Upper Black Eddy-Milford

MONTH February

YEAR 2025

ACTIVITY/SERVICE	WEEK OF 1-Feb	WEEK OF 8-Feb	WEEK OF 15-Feb	WEEK OF 22-Feb	TOTAL
Hours Worked	70	144	144	132	490
Patrols	30	60	71	54	215
Overweight Crossings	0	0	0	0	0
Overweights Refused	0	0	0	0	0
Pass Through	0	0	0	0	0
Disabled Vehicles	0	0	0	0	0
Accidents	0	0	0	0	0
Police Requests	0	0	0	0	0
Fire Dept. Requests	0	0	0	0	0
EMS / First Aid Requests	0	0	0	0	0
Traffic Control	1	0	0	0	1
Jumpers / Code 100	0	0	0	0	0
Public Interactions	6	11	16	17	50
Bicycle Warnings	0	0	0	0	0
Equipment Checks	9	11	11	9	40
NOTES:					

DELAWARE RIVER JOINT TOLL BRIDGE COMMISSION
MONTHLY ACTIVITY SERVICES RENDERED REPORT

BRIDGE Uhlerstown-Frenchtown

MONTH February

YEAR 2025

ACTIVITY/SERVICE	WEEK OF 1-Feb	WEEK OF 8-Feb	WEEK OF 15-Feb	WEEK OF 22-Feb	TOTAL
Hours Worked	152	188	182	186	708
Patrols	53	51	78	43	225
Overweight Crossings	1	0	1	0	2
Overweights Refused	32	42	37	40	151
Pass Through	10	14	13	0	37
Disabled Vehicles	0	0	0	0	0
Accidents	0	0	0	0	0
Police Requests	0	0	1	1	2
Fire Dept. Requests	0	0	0	0	0
EMS / First Aid Requests	0	0	0	0	0
Traffic Control	3	0	6	3	12
Jumpers / Code 100	0	0	0	0	0
Public Interactions	22	18	19	17	76
Bicycle Warnings	1	0	0	0	1
Equipment Checks	13	11	13	12	49
NOTES:					

DELAWARE RIVER JOINT TOLL BRIDGE COMMISSION
MONTHLY ACTIVITY SERVICES RENDERED REPORT

BRIDGE Portland-Columbia Pedestrian Bridge

MONTH	February	YEAR 2025			
ACTIVITY/SERVICE	WEEK OF 1-Feb	WEEK OF 8-Feb	WEEK OF 15-Feb	WEEK OF 22-Feb	TOTAL
Hours Worked	0	0	0	0	0
Patrols	0	0	0	0	0
Overweight Crossings	0	0	0	0	0
Overweights Refused	0	0	0	0	0
Pass Through	0	0	0	0	0
Disabled Vehicles	0	0	0	0	0
Accidents	0	0	0	0	0
Police Requests	0	0	0	0	0
Fire Dept. Requests	0	0	0	0	0
EMS / First Aid Requests	0	0	0	0	0
Traffic Control	0	0	0	0	0
Jumpers / Code 100	0	0	0	0	0
Public Interactions	0	0	0	0	0
Bicycle Warnings	0	0	0	0	0
Equipment Checks	0	0	0	0	0
NOTES:					

DELAWARE RIVER JOINT TOLL BRIDGE COMMISSION

MONTHLY ACTIVITY SERVICES RENDERED REPORT

BRIDGE Centre-Bridge Stockton

MONTH February

YEAR 2025

ACTIVITY/SERVICE	WEEK OF 8-Feb	WEEK OF 15-Feb	WEEK OF 22-Feb	WEEK OF 28-Feb	TOTAL
Hours Worked	104	168	156	126	554
Patrols	26	40	28	34	128
Overweight Crossings	0	0	0	0	0
Overweights Refused	42	15	22	16	95
Pass Through	18	6	19	9	52
Disabled Vehicles	0	0	0	0	0
Accidents	0	0	0	0	0
Police Requests	0	1	0	0	1
Fire Dept. Requests	0	0	0	0	0
EMS / First Aid Requests	0	0	0	0	0
Traffic Control	0	1	7	0	8
Jumpers / Code 100	0	0	0	0	0
Public Interactions	68	26	33	59	186
Bicycle Warnings	1	1	0	1	3
Other	0	0	0	0	0
NOTES:					

DELAWARE RIVER JOINT TOLL BRIDGE COMMISSION
MONTHLY ACTIVITY SERVICES RENDERED REPORT

BRIDGE New Hope - Lambertville

MONTH February YEAR 2025

ACTIVITY/SERVICE	WEEK OF 8-Feb	WEEK OF 15-Feb	WEEK OF 22-Feb	WEEK OF 28-Feb	TOTAL
Hours Worked	324	356	324	324	1328
Patrols	38	45	61	101	245
Overweight Crossings	0	0	1	0	1
Overweights Refused	70	48	41	29	188
Pass Through	2	2	2	6	12
Disabled Vehicles	0	0	0	0	0
Accidents	0	1	0	0	1
Police Requests	0	1	0	2	3
Fire Dept. Requests	0	0	0	0	0
EMS / First Aid Requests	0	0	0	0	0
Traffic Control	46	11	29	8	94
Jumpers / Code 100	0	0	0	0	0
Public Interactions	242	226	217	300	985
Bicycle Warnings	1	4	4	5	14
Other	0	0	0	0	0
NOTES:					

DELAWARE RIVER JOINT TOLL BRIDGE COMMISSION

MONTHLY ACTIVITY SERVICES RENDERED REPORT

BRIDGE Washington Crossing

MONTH February YEAR 2025

ACTIVITY/SERVICE	WEEK OF 8-Feb	WEEK OF 15-Feb	WEEK OF 22-Feb	WEEK OF 28-Feb	TOTAL
Hours Worked	144	156	168	144	612
Patrols	23	26	13	17	79
Overweight Crossings	1	1	0	0	2
Overweights Refused	20	35	28	32	115
Pass Through	1	1	3	2	7
Disabled Vehicles	0	0	0	0	0
Accidents	0	0	1	0	1
Police Requests	0	0	2	2	4
Fire Dept. Requests	0	0	0	0	0
EMS / First Aid Requests	0	0	0	0	0
Traffic Control	19	35	18	37	109
Jumpers / Code 100	0	0	0	0	0
Public Interactions	0	18	4	25	47
Bicycle Warnings	0	1	1	2	4
Other	0	0	0	0	0
NOTES:					

DELAWARE RIVER JOINT TOLL BRIDGE COMMISSION

MONTHLY ACTIVITY SERVICES RENDERED REPORT

BRIDGE Calhoun Street

MONTH February YEAR 2025

ACTIVITY/SERVICE	WEEK OF 8-Feb	WEEK OF 15-Feb	WEEK OF 22-Feb	WEEK OF 28-Feb	TOTAL
Hours Worked	324	346	276	308	1254
Patrols	85	78	55	82	300
Overweight Crossings	0	0	0	0	0
Overweights Refused	37	25	37	30	129
Pass Through	0	0	0	0	0
Disabled Vehicles	0	0	0	1	1
Accidents	0	0	0	0	0
Police Requests	0	0	0	0	0
Fire Dept. Requests	0	0	0	0	0
EMS / First Aid Requests	0	0	0	0	0
Traffic Control	0	3	0	7	10
Jumpers / Code 100	0	0	0	0	0
Public Interactions	4	9	6	10	29
Bicycle Warnings	1	0	0	1	2
Other	0	0	0	0	0
NOTES:					

DELAWARE RIVER JOINT TOLL BRIDGE COMMISSION
MONTHLY ACTIVITY SERVICES RENDERED REPORT

BRIDGE Lower Trenton

MONTH February YEAR 2025

ACTIVITY/SERVICE	WEEK OF 8-Feb	WEEK OF 15-Feb	WEEK OF 22-Feb	WEEK OF 28-Feb	TOTAL
Hours Worked	136	204	156	216	712
Patrols	10	7	17	23	57
Overweight Crossings	4	2	3	0	9
Overweights Refused	30	35	130	33	228
Pass Through	0	15	2	4	21
Disabled Vehicles	0	0	0	0	0
Accidents	0	0	0	0	0
Police Requests	1	1	0	0	2
Fire Dept. Requests	0	0	0	0	0
EMS / First Aid Requests	0	0	0	0	0
Traffic Control	0	1	0	0	1
Jumpers / Code 100	0	0	0	0	0
Public Interactions	11	15	20	30	76
Bicycle Warnings	5	4	10	20	39
Other	0	0	0	0	0
NOTES:					

DELAWARE RIVER JOINT TOLL BRIDGE COMMISSION
MONTHLY ACTIVITY SERVICES RENDERED REPORT

BRIDGE Lumberville - Raven Rock

MONTH February YEAR 2025

ACTIVITY/SERVICE	WEEK OF 8-Feb	WEEK OF 15-Feb	WEEK OF 22-Feb	WEEK OF 28-Feb	TOTAL
Hours Worked	0	0	0	0	0
Patrols	0	0	0	0	0
Overweight Crossings	0	0	0	0	0
Overweights Refused	0	0	0	0	0
Pass Through	0	0	0	0	0
Disabled Vehicles	0	0	0	0	0
Accidents	0	0	0	0	0
Police Requests	0	0	0	0	0
Fire Dept. Requests	0	0	0	0	0
EMS / First Aid Requests	0	0	0	0	0
Traffic Control	0	0	0	0	0
Jumpers / Code 100	0	0	0	0	0
Public Interactions	0	0	0	0	0
Bicycle Warnings	0	0	0	0	0
Other	0	0	0	0	0
NOTES:					

DELAWARE RIVER JOINT TOLL BRIDGE COMMISSION

Meeting of March 31, 2025

Operations Report Index

Maintenance / Fleet Operations

SUBJECT	DESCRIPTION	PAGE NUMBER
Maintenance and Fleet	Status report Month of February 2025	1-8

DELAWARE RIVER JOINT TOLL BRIDGE COMMISSION
Meeting of March 31, 2025

MAINTENANCE / FLEET OPERATIONS FEBRUARY 2025

- Senior Director participated in post conversion AET Teams meeting to review outstanding items.
- Senior Director participated in Maintenance operations meeting to discuss issues related to Maintenance, Toll, HR and PSBS department.
- Senior Director participated in Teams in T-519A - Southern Operations and Maintenance Facilities Improvements (Bi-Weekly Progress Mtg.)
- Senior Director attended CPR/AED training class held at I-78 maintenance training room.
- Senior Director reviewed and approved invoices from J. Fletcher Creamer for Guide Rail repairs at various locations.
- Senior Director reviewed Use of Facilities requests for February 2025 and forwarded Certificates of Insurance for review and approval.
- Senior Director prepared monthly maintenance and fleet report for the February 2025 staff agenda meeting.
- Senior Director prepared and forwarded report of Use of Commission Facilities for the month February 2025.

Maintenance Operations

- Director of Maintenance attended GEC toll bridge inspection kick off meeting held at I-78 maintenance facility.
- Director of Maintenance reviewed, and approved P Card purchases for the month of February from Regional Maintenance Supervisors.
- Director of Maintenance provided Senior Director with monthly reports of activities completed for the month of February from Regional Maintenance Supervisors.
- TM/SRMC/SF maintenance crews cleaned and degreased toll lanes on Trenton Morrisville toll plaza.

DELAWARE RIVER JOINT TOLL BRIDGE COMMISSION
Meeting of March 31, 2025

- TM/SRMC/SF maintenance crews provided crash vehicle for repairs to Transcore equipment on TM toll plaza.
- TM/ SRMC/SF maintenance crews reported for multiple snow and ice events in the Southern Region.
- TM/SRMC/SF maintenance crews repaired broken heater in Lower Trenton toll supported bridge shelter.
- TM/SRMC/SF maintenance crews cleaned graffiti at multiple locations around Trenton Morrisville facility.
- TM/SRMC/SF maintenance crews hooked up emergency backup generator at Calhoun Bridge during power outage,
- TM/SRMC/SF maintenance crews replaced damaged foot walk boards on the Calhoun St. and Lower Trenton Bridge.
- TM/SRMC/SF maintenance crews replaced light head on at the Trenton Morrisville toll bridge.
- TM/SRMC/SF maintenance crews cleaned roads using street sweeper at Trenton Morrisville and Scudder Falls.
- New Hope maintenance crews provided crash vehicle for repairs to Transcore equipment at NHL toll plaza.
- New Hope maintenance crews cleaned scuppers and repaired highway lights on Route 202 roadway.
- New Hope maintenance crews repaired damaged headache bar on New Hope Toll Supported bridge.
- New Hope maintenance crews constructed new shelves for paint locker at New Hope maintenance garage.
- New Hope maintenance crews repaired numerous potholes at New Hope toll roads.
- New Hope maintenance crews cleared and cleaned the sewer line at Centre Bridge Stockton toll supported bridge.

DELAWARE RIVER JOINT TOLL BRIDGE COMMISSION
Meeting of March 31, 2025

- I-78 maintenance crews reported for multiple snow and ice events on the I-78 roadway and Welcome center area.
- I-78 Maintenance crews repaired and replaced damaged roadway signs on I-78 highway.
- I-78 maintenance crews installed new lighting bollards in I-78 employee parking lot.
- I-78 maintenance crews repaired damaged faucet and cleaned carpets in I-78 Welcome Center area.
- I-78 maintenance crews brined I-78 and Easton Phillipsburg roadways in preparation for snowstorms.
- I-78 maintenance crews repaired damaged garage door on I-78 maintenance garage.
- Easton Phillipsburg maintenance crews reported for snow and ice events at Easton Phillipsburg toll and toll supported bridges in the Central Region.
- Easton Phillipsburg maintenance crews repaired damaged drywall in Uhlerstown Frenchtown bridge monitor shelter.
- Easton Phillipsburg maintenance crews completed relocation of EP Toll officer office from toll plaza to administration building.
- Easton Phillipsburg maintenance crews identified leak in boiler number two and scheduled service.
- Easton Phillipsburg maintenance crews cleaned, painted, and refurbished office for EP Inventory Control Specialist.
- Easton Phillipsburg maintenance crews made repair to flood lamp at Upper Black Eddy-Milford Toll Supported bridge.
- Easton Phillipsburg maintenance crews repaired numerous potholes of Route 22 roadway.
- Portland Columbia maintenance crews reported for numerous snow and ice events.

DELAWARE RIVER JOINT TOLL BRIDGE COMMISSION
Meeting of March 31, 2025

- Portland-Columbia Maintenance crews replaced copper water fittings in maintenance garage.
- Portland-Columbia maintenance crews replaced cutting edges on tractor snow blowers.
- Portland-Columbia maintenance crews repaired sign board on patrol officer vehicle.
- Portland- Columbia maintenance crews repaired numerous potholes on Portland Columbia roadway.
- Delaware Water Gap maintenance crews reported for numerous snow and ice events.
- Delaware Water Gap Maintenance crews removed door and installed new electronic door in hall to EZ- Pass Customer service area.
- Delaware Water Gap Maintenance crews sanded, repaired, and coated electrical conduit exposed to leaks in toll booth lanes.
- Delaware Water Gap maintenance crews installed new window shade for OIC computer glare issue in ticket office.
- Delaware Water Gap maintenance crews refinished countertop for Inventory Control Specialist office.
- Delaware Water Gap maintenance crews repaired potholes with Aquaphalt on I-80 eastbound and westbound lanes.
- Milford-Montague maintenance crews reported for numerous snow and ice events.
- Milford-Montague maintenance crews repaired holes in walls and painted new meeting room.
- Milford-Montague maintenance crews transported counting equipment to New Hope for auction.
- Milford-Montague maintenance crews participated in site visit with engineers to go over “Space Utilization Program Study”

DELAWARE RIVER JOINT TOLL BRIDGE COMMISSION
Meeting of March 31, 2025

- Milford-Montague maintenance crews Installed new cutting edge and replaced angle cylinder on Dodge Ram 5500 plow.

Fleet Department

- Ford F-750 for EP will be received by end of March 2025.
- Promaster bucket van approved in 2025 budget.
- Bortek invoices were paid out of 2024 budget.
- DWG Mack Granite single axle chassis arrived at Transedge Mack. June build date set with upfitter.
- EP Automotive scan tool software upgraded.
- POs issued for all 2025 Vehicles and Equipment

Repairs

- **MM-** 2015 Ford Explorer parts purchased and repaired internally.
- **SF-** Trafcon Sign Board repaired.
- **PSBS-** BP# Upfit complete.
- **I78-** Mack hoist hinge and rail rusted out. At vendor for repair.

Miscellaneous Items

- Registration renewals submitted as needed.
- Added new vehicles/ equipment to Fleet insurance as needed.
- Supplied accounting with new asset spread sheets.

Southern Region

LeVar Talley, Director of Maintenance

Richard Taitt Deputy Director of Maintenance

Larry Dubin, Regional Maintenance Supervisor, Trenton-Morrisville

Charles Slack, Regional Maintenance Supervisor, New Hope-Lambertville

Trenton-Morriville Toll Bridge

[illegible]

New Hope-Lambertville Toll Bridge

[illegible]

Central Region

LeVar Talley, Director of Maintenance

Richard Taitt Deputy Director of Maintenance

A / John Penrose, Regional Maintenance Supervisor, I-78

Nat Amato, Regional Maintenance Supervisor, Easton-Phillipsburg

Easton-Phillipsburg Toll Bridge

[illegible]

I-78 Toll Bridge

[illegible]

Northern Region

LeVar Talley, Director of Maintenance

Richard Taitt Deputy Director of Maintenance

William Kresge, Regional Maintenance Supervisor - Portland Columbia

James Gower, Regional Maintenance Supervisor - Delaware Water Gap

Matt Meeker, Regional Maintenance Supervisor - Milford-Montague

Portland-Columbia Toll Bridge

[illegible]

Delaware Water Gap Toll Bridge

[illegible]

Milford-Montague Toll Bridge

[illegible]

DELAWARE RIVER JOINT TOLL BRIDGE COMMISSION

Meeting of March 2025

USE OF FACILITIES REQUEST REPORT

MONTH OF FEBRUARY 2025

SUBJECT	DESCRIPTION	PAGE NUMBER
Use of Facilities	Use of Facilities Request-Month of February 2025	1

DELAWARE RIVER JOINT TOLL BRIDGE COMMISSION

Meeting of March 2025

PROPERTY REPORT

Use of Commission Facilities

Facility	Organization	Date/Time	Description of Use
Scudder Falls Toll Bridge	GPI Geospatial, Inc. / drone survey for NJDOT	January 6, 2025, to February 16, 2025	Access walking path to conduct drone survey for NJDOT.