

**DELAWARE RIVER**  
**JOINT TOLL BRIDGE COMMISSION**  
**MINUTES**  
**MEETING OF MARCH 25 2019**

**DELAWARE RIVER JOINT TOLL BRIDGE COMMISSION**

**MEMBERS OF THE COMMISSION**

**NEW JERSEY**

HONORABLE MICHAEL B. LAVERY  
**Chairman**

HONORABLE GEOFFREY S. STANLEY

HONORABLE GARRETT LEONARD VAN VLIET

HONORABLE LORI CIESLA

HONORABLE YUKI MOORE LAURENTI  
**Treasurer**

**PENNSYLVANIA**

HONORABLE WADUD AHMAD  
**Vice Chairman**

VACANT

HONORABLE PAMELA JANVEY  
**Secretary**

HONORABLE DANIEL GRACE

HONORABLE JOHN D. CHRISTY

**DELAWARE RIVER JOINT TOLL BRIDGE COMMISSION**

**STANDING COMMITTEES**

**FINANCE, INSURANCE MANAGEMENT AND OPERATIONS**

**PENNSYLVANIA:** Janvey, Vacant

**NEW JERSEY:** Ciesla\*, Laurenti

**PROJECTS, PROPERTY AND EQUIPMENT**

**PENNSYLVANIA:** Ahmad, Christy\*

**NEW JERSEY:** Stanley, Van Vliet

**PROFESSIONAL SERVICES**

**PENNSYLVANIA:** Ahmad, Grace

**NEW JERSEY:** Lavery\*, Van Vliet

**PERSONNEL**

**PENNSYLVANIA:** Grace, Janvey\*

**NEW JERSEY:** Ciesla, Stanley

---

**AUDIT COMMITTEE**

**PENNSYLVANIA:** Ahmad\*, Janvey

**NEW JERSEY:** Lavery, Laurenti

**ADMINISTRATIVE COMMITTEE**

**PENNSYLVANIA:** Grace, Vacant

**NEW JERSEY:** Laurenti\*, Ciesla

Chairman and Vice Chairman Ex-Officio of all Committees

\*Chairman of Committee

**DELAWARE RIVER JOINT TOLL BRIDGE COMMISSION  
RECAPITULATION OF COMMITTEE MEMBERSHIP**

<b>Lavery</b>	(1)	Ex-Officio of all Committees
	(2)	Professional Services Committee (Chairperson)
	(3)	Audit Committee
<b>Ciesla</b>	(1)	Finance, Insurance Management and Operations Committee(Chairperson)
	(2)	Personnel Committee
	(3)	Administrative Committee
<b>Ahmad</b>	(1)	Projects, Property and Equipment Committee
	(2)	Professional Services Committee
	(3)	Audit Committee (Chairperson)
<b>Grace</b>	(1)	Professional Services
	(2)	Personnel Committee
	(3)	Administrative Committee
<b>Janvey</b>	(1)	Finance, Insurance Management and Operations Committee
	(2)	Personnel Committee (Chairperson)
	(3)	Audit Committee
<b>Laurenti</b>	(1)	Finance, Insurance Management and Operations Committee
	(2)	Audit Committee
	(3)	Administrative Committee (Chairperson)
<b>Christy</b>	(1)	Projects, Property and Equipment Committee (Chairperson)
<b>Stanley</b>	(1)	Projects, Property and Equipment Committee
	(2)	Personnel Committee
<b>Vacant(PA)</b>	(1)	Finance, Insurance Management and Operations Committee
	(2)	Administrative Committee
<b>Van Vliet</b>	(1)	Projects, Property and Equipment Committee
	(2)	Professional Services Committee

**DELAWARE RIVER JOINT TOLL BRIDGE COMMISSION**

**PROFESSIONAL ASSOCIATES**

**CONSULTING ENGINEERS**

CHERRY, WEBER & ASSOCIATES  
Freehold, NJ

**LEGAL COUNSEL**

ARCHER  
Philadelphia, Pennsylvania

FLORIO, PERRUCCI, STEINHARDT & CAPPELLI  
Phillipsburg, New Jersey

**EMPLOYMENT COUNSEL**

STRADLEY, RONON, STEVENS & YOUNG  
Philadelphia, Pennsylvania

CHIESA SHAHINIAN & GIANTOMASI  
West Orange, New Jersey

**AUDITOR**

ZELENKOWSKIE AXELROD, LLC  
Jamison, Pennsylvania

**FINANCIAL ADVISOR**

ACACIA FINANCIAL  
GROUP  
Mt. Laurel, NJ

**COMMUNICATIONS CONSULTANT**

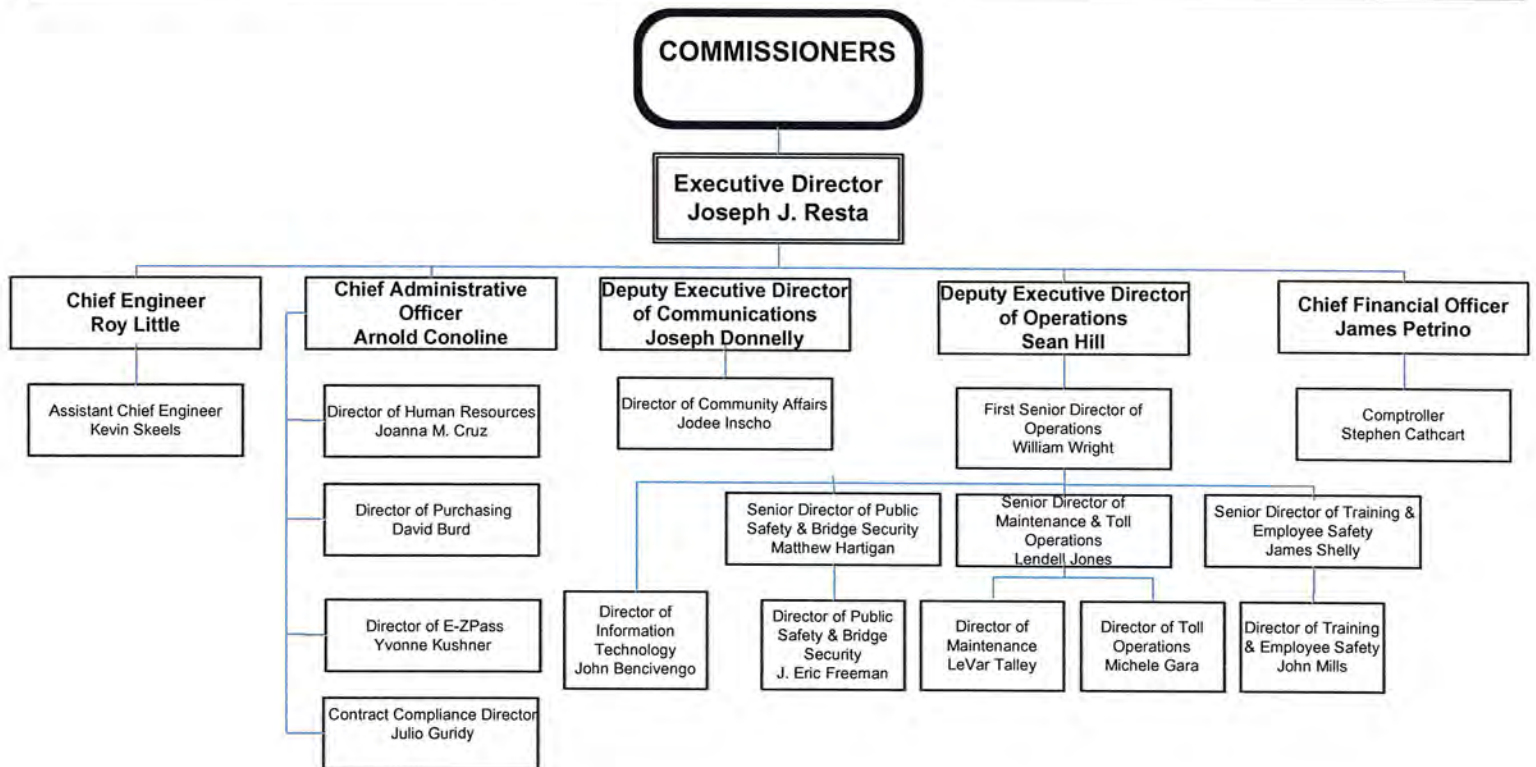
BELLVUE COMMUNICATIONS  
Philadelphia, Pennsylvania

**INVESTMENT ADVISOR**

WILMINGTON TRUST  
Wilmington, Delaware

# DELAWARE RIVER JOINT TOLL BRIDGE COMMISSION

## ORGANIZATION CHART



# DELAWARE RIVER JOINT TOLL BRIDGE COMMISSION

Meeting of March 25, 2019

## INDEX TO MINUTES

	PAGE
1. Call to Order .....	1
2. Appearances.....	1 - 2
3. Roll Call.....	2
4. Welcome Remarks of Chairman .....	2
5. Introduction of Comments from the Public .....	2
6. Executive Director's Report .....	2 - 3
7. Approval of Minutes for Commission Meeting Held February 25, 2019 .....	3
8. Approval of Operations Report Month of February 2019 .....	4
9. Appointment of Bond Counsel from the Bond Pool .....	4
10. New Hope-Lambertville Toll Bridge Salt Storage Building, Contract T-611A, Award of Contract.....	5
11. Commission Wide Telephone System Upgrade and Implementation.....	5 - 6
12. Promotion of Christopher Gulini to Deputy Regional Maintenance Supervisor, Central Region.....	6
13. Appointment of Crystal Coles to Toll Collector, Central Region .....	6 - 7
14. Appointment of Jamie Mealy to Toll Collector, Central Region .....	7
15. Appointment of Laurie Marino to Toll Collector, Central Region .....	8
16. Appointment of Jessica Balabanoff to Toll Collector, Northern Region .....	8 - 9

# DELAWARE RIVER JOINT TOLL BRIDGE COMMISSION

Meeting of March 25, 2019

17.	Appointment of Matthew Pisciotto to Bridge Monitor II, Southern Region .....	9
18.	Appointment of Gary Forrester to Bridge Monitor II, Southern Region .....	9 - 10
19.	Transfer of Constantino Raffaele to Bridge Monitor II, Southern Region .....	10
20.	Approval for Payment of Invoices Chisea, Shahinian & Giantomasi, NJ Legal Counsel.....	11
21.	Approval for Payment of Invoices Archer Law, PA Legal Counsel .....	11
22.	Approval for Payment of Invoices Florio, Perrucci, Steinhardt And Cappelli, NJ Legal Counsel .....	12
23.	Invite any Comments from the Public .....	12
24.	Scheduling of the April 29, 2019 Meeting .....	12
25.	Adjournment .....	12 - 13



# **DELAWARE RIVER JOINT TOLL BRIDGE COMMISSION**

**Meeting of March 25, 2019**

## **CALL TO ORDER**

The Regular Monthly Meeting of the Delaware River Joint Toll Bridge Commission was called to Order at the New Hope Executive Offices, 2492 River Road, New Hope, PA 18938-9519, on Monday, March 25, 2019 at 10:30 a.m. pursuant to notice properly forwarded to each member in compliance with the by-laws. Michael Lavery, Chairman, presided at this meeting.

## **APPEARANCES**

### **COMMISSION MEMBERS:**

Hon. Wadud Ahmad (Pennsylvania)  
Hon. John Christy (Pennsylvania)  
Hon. Daniel Grace (Pennsylvania)  
Hon. Pamela Janvey (Pennsylvania)  
Hon. Lori Ciesla (New Jersey) (Via Conference Call)  
Hon. Michael Lavery (New Jersey)  
Hon. Yuki Moore Laurenti (New Jersey) (Via Conference Call)  
Hon. Geoffrey S. Stanley (New Jersey)  
Hon. Garrett Van Vliet (New Jersey)

### **COMMISSION MEMBERS ABSENT:**

### **COMMISSION COUNSEL:**

Katie Fina, Florio, Perrucci, Steinhardt & Cappelli, New Jersey  
Shelley Smith, Archer Law, Pennsylvania  
Adriel Garcia, Stradley Ronon, Pennsylvania  
John Casey, Chiesa Shahinian & Giantomasi, New Jersey

### **GOVERNORS REPRESENTATIVES:**

Chelsea Guzowski, PA Governor's Office  
Daniel Kelly, NJ Governor's Office

### **COMMISSION STAFF MEMBERS:**

Joseph J. Resta, Executive Director  
Sean Hill, Deputy Executive Director of Operations  
Kevin Skeels, Assistant Chief Engineer  
James Petrino, Chief Financial Officer  
Arnold Conoline, Chief Administrative Officer  
Joseph Donnelly, Deputy Executive Director of Communications

# **DELAWARE RIVER JOINT TOLL BRIDGE COMMISSION**

**Meeting of March 25, 2019**

Stephen Cathcart, Comptroller  
Joanna Cruz, Human Resources Director  
Heather McConnell, Administrative Generalist Executive Office  
Julio Guridy, Director of Contract Compliance  
Jodee Inscho, Director of Community Affairs  
Charles Stracciolini, Program Manager of Technology

## **OTHERS:**

Derek Rogers, RIG Consulting

## **ROLL CALL**

Joseph Resta, Executive Director, in his capacity as Secretary for this Meeting called the roll, and at the conclusion thereof, reported that there was a quorum present-there being four members present from the Commonwealth of Pennsylvania and five members present from the State of New Jersey.

## **WELCOMING REMARKS OF CHAIRMAN**

Chairman Lavery welcomed those persons whose identities are set forth hereinabove under "Appearances".

## **INTRODUCE ANY COMMENTS FROM THE PUBLIC**

Chairman Lavery addressed the meeting and invited any comments from the public on items pertaining to today's Agenda. No questions were presented.

## **EXECUTIVE DIRECTORS REPORT**

Joseph Resta, Executive Director, addressed the meeting and said;

*Thank you, Mr. Chairman, my brief comments today are on a few important topics we are considering today.*

*At the beginning of 2017, the Bridge Commission issued bonds for the capital plan that supports the Scudder Falls Replacement Bridge Project. It was the largest bond offering in the history of the Commission, and, as such, compels us to evaluate and reevaluate our financial modeling and the municipal bond market for opportunities that would serve the further non-Scudder Falls capital needs of the Commission. For consideration today in the selection of bond counsel, and the engagement of our financial advisor to begin an evaluation of the potential financing scenarios, marks the beginning of an analysis that may result in a DRJTBC Bond Offering later in 2019. We'll capitalize on our solid*

## DELAWARE RIVER JOINT TOLL BRIDGE COMMISSION

Meeting of March 25, 2019

*financial footing, bond ratings, and market advantages to develop a package in the near future for Commissioner's consideration.*

*For Commissioner's consideration today is the award of a new salt storage facility here at the New Hope-Lambertville Toll Bridge. Last year we constructed a similar facility at our Milford-Montague Toll Bridge, and in the coming months we'll see a new procurement for salt storage facilities at the Easton-Phillipsburg Toll Bridge. In the coming years we'll see new salt storage capacity at our Trenton-Morrisville Toll Bridge and the Maintenance Facility in Langhorne, PA. These projects constitute the Commission's plan to increase its capacity to store road salt, and be better prepared for future winter snow removal activities, while fighting multiple storms without the need for numerous commodity resupply over the winter months.*

*A resolution on today's agenda concerns the procurement of a Commission-wide Voice over Internet Protocol, or VoIP Phone System. The completion of our Wide Area Network Project of last year with last mile fiber connections allows us to capitalize on a larger, faster network and use the expanded data functionality that the VoIP System will provide, serving us into the new Administration Building and into the future.*

*In closing, the Scudder Falls Project has begun to spread the word about the commencement of all-electronic tolls this summer. Billboards along Route 295 are urging motorists to enroll with E-ZPass, as that mode of toll collection remains the lowest cost. Near-term messaging will include Toll by Plate information and the commencement date for collection of tolls.*

*Mr. Chairman, this concludes my report.*

### **APPROVAL OF MINUTES FOR COMMISSION MEETING HELD FEBRUARY 25, 2019**

**R: 4117-03-19-ADM-01-03-19**

Chairman Lavery addressed the meeting and requested the adoption of a Resolution approving the Minutes of the Commission Meeting held February 25, 2019.

At the conclusion of the review, Commissioner Stanley moved and Commissioner Grace seconded the adoption of the following Resolution:

**"RESOLVED**, by the Delaware River Joint Toll Bridge Commission at its Regular Meeting assembled this 25th day of March 2019 that the Minutes of the Commission Meeting held on February 25, 2019 be and the same hereby are approved."

Chairman Lavery invited any questions on the Resolution. No questions were presented and the Resolution was unanimously adopted.

## **DELAWARE RIVER JOINT TOLL BRIDGE COMMISSION**

**Meeting of March 25, 2019**

### **APPROVAL OF OPERATIONS REPORT FOR THE MONTH OF FEBRUARY 2019**

**R: 4118-03-19- ADM-02-03-19**

Chairman Lavery addressed the meeting and asked if there were any questions on any of the reports contained in the "Operations Report".

At the conclusion of the review, Vice Chairman Ahmad moved and Commissioner Grace seconded the adoption of the following Resolution:

**"RESOLVED**, by the Delaware River Joint Toll Bridge Commission at its Regular Meeting assembled this 25th day of March 2019 that the Operations Report, which reflects Commission activity for the month of February 2019 are hereby approved."

Chairman Lavery then invited any questions on the Resolution. No questions were presented and the Resolution was unanimously adopted.

### **APPOINTMENT OF BOND COUNSEL FROM THE BOND ATTORNEY POOL**

**R: 4119-03-19-FIN-01-03-19**

Chairman Lavery addressed the Meeting and asked the Commission Members if, after their review, there were any questions.

At the conclusion of the review, Commissioner Van Vliet moved and Commissioner Grace seconded the adoption of the following Resolution

**"RESOLVED**, by the Delaware River Joint Toll Bridge Commission at its Regular Meeting assembled this 25th day of March 2019 via this Resolution, The Commission hereby selects from the Bond Attorney Pool and appoints Eckert Seamans and Gibbons to serve as co-bond counsel to provide legal analysis and advice related to the potential issuance of bonds for capital projects and/or refunding of prior obligations of the Commission; and

**"RESOLVED:** The Commission hereby authorizes the Executive Director to negotiate and execute appropriate contracts with the respective firms and to take all other actions necessary and desirable to effectuate these appointments in the best interests of the Commission."

Chairman Lavery then invited any questions on the Resolution. No questions were presented and the Resolution was unanimously adopted.

## **DELAWARE RIVER JOINT TOLL BRIDGE COMMISSION**

**Meeting of March 25, 2019**

### **NEW HOPE-LAMBERTVILLE TOLL BRIDGE SALT STORAGE BUILDING, CONTRACT T-611A, AWARD OF CONTRACT**

**R: 4120-03-19- ENG-01-03-19**

Chairman Lavery addressed the Meeting and asked the Commission Members if, after their review, there were any questions.

At the conclusion of the review, Commissioner Van Vliet moved and Commissioner Grace seconded the adoption of the following Resolution

**“RESOLVED**, by the Delaware River Joint Toll Bridge Commission at its Regular Meeting assembled this 25th day of March 2019 via this Resolution, that the Commission award the construction Contract No. T-611A, New Hope-Lambertville Toll Bridge Salt Storage Building to the lowest responsible bidder, Magnum Inc. of Warminster, PA for an amount not-to-exceed \$1,439,584.00 and identify the General Reserve Fund as the source of funds required for payment of any invoices; and

**“RESOLVED:** Identify the General Reserve Fund as the source of funds required for payment of any invoices; and

**“RESOLVED:** The Executive Director is hereby authorized to approve and execute all necessary contracts on behalf of the Commission.”

Chairman Lavery then invited any questions on the Resolution. No questions were presented and the Resolution was unanimously adopted.

### **COMMISSION WIDE TELEPHONE SYSTEM UPGRADE AND IMPLEMENTATION**

**R: 4121-03-19- IT-01-03-19**

Chairman Lavery addressed the Meeting and asked the Commission Members if, after their review, there were any questions.

At the conclusion of the review, Commissioner Janvey moved and Commissioner Van Vliet seconded the adoption of the following Resolution,

**“RESOLVED**, by the Delaware River Joint Toll Bridge Commission at its Regular Meeting assembled this 25th day of March 2019 via this Resolution, that the Commission authorizes the Executive Director to issue purchase orders for the upgrade of The Commission’s current Telephone Communication System and the implementation of VoIP service at the various Toll Supported Bridge Shelters to Professional Services, Inc. on State Contract; and

## **DELAWARE RIVER JOINT TOLL BRIDGE COMMISSION**

**Meeting of March 25, 2019**

**“RESOLVED:** Identify the General Reserve Fund as the source of funds required for payment of any invoices; and

**“RESOLVED:** The Executive Director is hereby authorized to approve and execute all necessary contracts on behalf of the DRJTBC.”

Chairman Lavery then invited any questions on the Resolution. No questions were presented and the Resolution was unanimously adopted.

### **PROMOTION OF CHRISTOPHER GULINI TO DEPUTY REGIONAL MAINTENANCE SUPERVISOR, CENTRAL REGION**

**R: 4122-03-19 -PER-01-03-19**

Chairman Lavery addressed the Meeting and asked the Commission Members if, after their review, there were any questions.

At the conclusion of the review, Commissioner Grace moved and Vice Chairman Ahmad seconded the adoption of the following Resolution:

**“RESOLVED,** by the Delaware River Joint Toll Bridge Commission at its Regular Meeting assembled this 25th day of March 2019, via this Resolution, that Christopher Gulini be promoted to the position of Deputy Regional Maintenance Supervisor, Central Region in the Maintenance and Toll Operations Division, pursuant to the Operations Reorganization approved by the Board of Commissioners at the October 2017 Commission meeting. Compensation shall be set at \$67,053 per annum, which is within the pay scale for the Regional Maintenance Supervisor position (\$63,860- \$70,246), in accordance with the salary table approved by the Board of Commissioners at the October 2017 Commission meeting, and effective for all appointments, promotions and reclassifications made on or after November 20, 2017. The promotion to be made pending satisfactory completion of the required personnel processing.”

Chairman Lavery then invited any questions on the Resolution. No questions were presented and the Resolution was unanimously adopted.

### **APPOINTMENT OF CRYSTAL COLES TO TOLL COLLECTOR, CENTRAL REGION**

**R: 4123-03-19- PER -02-03-19**

Chairman Lavery addressed the Meeting and asked the Commission Members if, after their review, there were any questions.

## **DELAWARE RIVER JOINT TOLL BRIDGE COMMISSION**

### **Meeting of March 25, 2019**

At the conclusion of the review, Vice Chairman Ahmad moved and Commissioner Grace seconded the adoption of the following Resolution:

**“RESOLVED**, by the Delaware River Joint Toll Bridge Commission at its Regular Meeting assembled this 25th day of March 2019, via this Resolution, that Crystal Coles be appointed to the position of Toll Collector, Central Region in the Maintenance and Toll Operations Division, pursuant to the Operations Reorganization approved by the Board of Commissioners at the October 2017 Commission meeting. Compensation shall be set at \$41,310 per annum, which is the introductory step in the pay scale for the Toll Collector position (\$41,310 - \$45,441), in accordance with the salary table approved by the Board of Commissioners at the October 2017 Commission meeting, and effective for all appointments, promotions and reclassifications made on or after November 20, 2017. The appointment to be made pending satisfactory completion of the required personnel processing.”

Chairman Lavery then invited any questions on the Resolution. No questions were presented and the Resolution was unanimously adopted.

### **APPOINTMENT OF JAMIE MEALY TO TOLL COLLECTOR, CENTRAL REGION**

**R: 4124-03-19- PER -03-03-19**

Chairman Lavery addressed the Meeting and asked the Commission Members if, after their review, there were any questions.

At the conclusion of the review, Commissioner Stanley moved and Vice Chairman Ahmad seconded the adoption of the following Resolution:

**“RESOLVED**, by the Delaware River Joint Toll Bridge Commission at its Regular Meeting assembled this 25th day of March 2019, via this Resolution, that Jamie Mealy be appointed to the position of Toll Collector, Central Region in the Maintenance and Toll Operations Division, pursuant to the Operations Reorganization approved by the Board of Commissioners at the October 2017 Commission meeting. Compensation shall be set at \$41,310 per annum, which is the introductory step in the pay scale for the Toll Collector position (\$41,310 - \$45,441), in accordance with the salary table approved by the Board of Commissioners at the October 2017 Commission meeting, and effective for all appointments, promotions and reclassifications made on or after November 20, 2017. The appointment to be made pending satisfactory completion of the required personnel processing.”

Chairman Lavery then invited any questions on the Resolution. No questions were presented and the Resolution was unanimously adopted.

## **DELAWARE RIVER JOINT TOLL BRIDGE COMMISSION**

**Meeting of March 25, 2019**

### **APPOINTMENT OF LAURIE MARINO TO TOLL COLLECTOR, CENTRAL REGION**

**R: 4125-03-19- PER -04-03-19**

Chairman Lavery addressed the Meeting and asked the Commission Members if, after their review, there were any questions.

At the conclusion of the review, Vice Chairman Ahmad moved and Commissioner Grace seconded the adoption of the following Resolution:

**“RESOLVED**, by the Delaware River Joint Toll Bridge Commission at its Regular Meeting assembled this 25th day of March 2019, via this Resolution, that Laurie Marino be appointed to the position of Toll Collector, Central Region in the Maintenance and Toll Operations Division, pursuant to the Operations Reorganization approved by the Board of Commissioners at the October 2017 Commission meeting. Compensation shall be set at \$41,310 per annum, which is the introductory step in the pay scale for the Toll Collector position (\$41,310 - \$45,441), in accordance with the salary table approved by the Board of Commissioners at the October 2017 Commission meeting, and effective for all appointments, promotions and reclassifications made on or after November 20, 2017. The appointment to be made pending satisfactory completion of the required personnel processing.”

Chairman Lavery then invited any questions on the Resolution. No questions were presented and the Resolution was unanimously adopted.

### **APPOINTMENT OF JESSICA BALABANOFF TO TOLL COLLECTOR, NORTHERN REGION**

**R: 4126-03-19- PER -05-03-19**

Chairman Lavery addressed the Meeting and asked the Commission Members if, after their review, there were any questions.

At the conclusion of the review, Commissioner Ahmad moved and Commissioner Stanley seconded the adoption of the following Resolution:

**“RESOLVED**, by the Delaware River Joint Toll Bridge Commission at its Regular Meeting assembled this 25th day of March 2019, via this Resolution, that Jessica Balabanoff be appointed to the position of Toll Collector, Northern Region in the Maintenance and Toll Operations Division, pursuant to the Operations Reorganization approved by the Board of Commissioners at the October 2017 Commission meeting. Compensation shall be set at \$41,310 per annum, which is the introductory step in the pay scale for the Toll Collector position (\$41,310 - \$45,441), in accordance with the salary table approved by the Board of Commissioners at the October 2017 Commission meeting, and effective for all appointments, promotions and reclassifications made



## **DELAWARE RIVER JOINT TOLL BRIDGE COMMISSION**

### **Meeting of March 25, 2019**

on or after November 20, 2017. The appointment to be made pending satisfactory completion of the required personnel processing.”

Chairman Lavery then invited any questions on the Resolution. No questions were presented and the Resolution was unanimously adopted.

### **APPOINTMENT OF MATTHEW PISCIOFFO TO BRIDGE MONITOR II, SOUTHERN REGION**

**R: 4127-03-19- PER -06-03-19**

Chairman Lavery addressed the Meeting and asked the Commission Members if, after their review, there were any questions.

At the conclusion of the review, Commissioner Van Vliet moved and Commissioner Stanley seconded the adoption of the following Resolution:

“**RESOLVED**, by the Delaware River Joint Toll Bridge Commission at its Regular Meeting assembled this 25th day of March 2019, via this Resolution, that Matthew Pisciotto be appointed to the position of Bridge Monitor II, Southern Region, in the Public Safety and Bridge Security Department, pursuant to the Operations Reorganization approved by the Board of Commissioners at the October 2017 Commission meeting. Compensation shall be set at \$39,348 per annum, which is the introductory step in the pay scale for the Bridge Monitor II position (\$39,348 - \$43,283), in accordance with the salary table approved by the Board of Commissioners at the October 2017 Commission meeting, and effective for all appointments, promotions and reclassifications made on or after November 20, 2017. The promotion to be made pending satisfactory completion of the required personnel processing.”

Chairman Lavery then invited any questions on the Resolution. No questions were presented and the Resolution was unanimously adopted.

### **APPOINTMENT OF GARY FORRESTER TO BRIDGE MONITOR II, SOUTHERN REGION**

**R: 4128-03-19-- PER -07-03-19**

Chairman Lavery addressed the Meeting and asked the Commission Members if, after their review, there were any questions.

At the conclusion of the review, Vice Chairman Ahmad moved and Commissioner Janvey seconded the adoption of the following Resolution:

## **DELAWARE RIVER JOINT TOLL BRIDGE COMMISSION**

**Meeting of March 25, 2019**

**“RESOLVED**, by the Delaware River Joint Toll Bridge Commission at its Regular Meeting assembled this 25th day of March 2019, via this Resolution, that Gary Forrester be appointed to the position of Bridge Monitor II, Southern Region, in the Public Safety and Bridge Security Department, pursuant to the Operations Reorganization approved by the Board of Commissioners at the October 2017 Commission meeting. Compensation shall be set at \$39,348 per annum, which is the introductory step in the pay scale for the Bridge Monitor II position (\$39,348 - \$43,283), in accordance with the salary table approved by the Board of Commissioners at the October 2017 Commission meeting, and effective for all appointments, promotions and reclassifications made on or after November 20, 2017. The appointment to be made pending satisfactory completion of the required personnel processing.”

Chairman Lavery then invited any questions on the Resolution. No questions were presented and the Resolution was unanimously adopted.

### **TRANSFER OF CONSTANTINO RAFFAELE TO BRIDGE MONITOR II, SOUTHERN REGION**

**R: 4129-03-19-- PER -08-03-19**

Chairman Lavery addressed the Meeting and asked the Commission Members if, after their review, there were any questions.

At the conclusion of the review, Commissioner Grace moved and Commissioner Stanley seconded the adoption of the following Resolution:

**“RESOLVED**, by the Delaware River Joint Toll Bridge Commission at its Regular Meeting assembled this 25th day of March 2019, via this Resolution, that Constantino Raffaele be transferred to the position of Bridge Monitor II, Southern Region, in the Public Safety and Bridge Security Department, pursuant to the Operations Reorganization approved by the Board of Commissioners at the October 2017 Commission meeting. Compensation shall be set at \$39,348 per annum, which is the introductory step in the pay scale for the Bridge Monitor II position (\$39,348 - \$43,283), in accordance with the salary table approved by the Board of Commissioners at the October 2017 Commission meeting, and effective for all appointments, promotions and reclassifications made on or after November 20, 2017. The transfer to be made pending satisfactory completion of the required personnel processing.

Chairman Lavery then invited any questions on the Resolution. No questions were presented and the Resolution was unanimously adopted.

# **DELAWARE RIVER JOINT TOLL BRIDGE COMMISSION**

**Meeting of March 25, 2019**

## **APPROVAL FOR PAYMENT OF INVOICES CHIESA SHAHINIAN & GIANTOMASI, NJ LABOR COUNSEL**

**R: 4130-03-19- ACCT -01-03-19**

Chairman Lavery addressed the Meeting and asked the Commission Members if, after their review, there were any questions.

At the conclusion of the review, Commissioner Van Vliet and Commissioner Stanley seconded the adoption of the following Resolution:

**“RESOLVED**, by the Delaware River Joint Toll Bridge Commission at its Regular Meeting assembled this 25th day of March 2019, via this Resolution, Authorization for payment of invoice #409300, and #409302 in the total amount due of \$ 8,729.90 for professional services rendered to Chiesa, Shahinian & Giantomasi, New Jersey Labor Counsel; and

**“RESOLVED:** identifying the Operating Fund as the source of funds required for any and all disbursements.”

Chairman Lavery then invited any questions on the Resolution. No questions were presented and the Resolution was unanimously adopted.

## **APPROVAL FOR PAYMENT OF INVOICES ARCHER LAW, PA LEGAL COUNSEL**

**R: 4131-03-19- ACCT -02-03-19**

Chairman Lavery addressed the Meeting and asked the Commission Members if, after their review, there were any questions.

At the conclusion of the review, Commissioner Van Vliet moved and Commissioner Stanley seconded the adoption of the following Resolution:

**“RESOLVED**, by the Delaware River Joint Toll Bridge Commission at its Regular Meeting assembled this 25th day of March 2019, via this Resolution Authorization for payment of invoices #4147501, #4147502, #4147482, #4147481, and #4147500 in the total amount due of \$13,756.00 for Professional Services Rendered; and

**“RESOLVED:** identifying the Operating Fund as the source of funds required for any and all disbursements.”

Chairman Lavery then invited any questions on the Resolution. No questions were presented and the Resolution was unanimously adopted.

## **DELAWARE RIVER JOINT TOLL BRIDGE COMMISSION**

**Meeting of March 25, 2019**

### **APPROVAL FOR PAYMENT OF INVOICES**

**FLORIO, PERRUCCI, STEINHARDT AND CAPPELLI, NJ LEGAL COUNSEL**

**R: 4132-03-19- ACCT -03-03-19**

Chairman Lavery addressed the Meeting and asked the Commission Members if, after their review, there were any questions.

At the conclusion of the review, Commissioner Van Vliet moved and Commissioner Stanley seconded the adoption of the following Resolution:

**“RESOLVED**, by the Delaware River Joint Toll Bridge Commission at its Regular Meeting assembled this 25th day of March 2019, via this Resolution, Authorization for payment of invoices #160996, #160997, #160998, #160999, #161001, #161002, #16003, #161000, #161911, #161913, #161912, #161908, #161909, and #161910 in the total amount due of \$23,384.81 for Capital and Non- Capital Professional Services to Florio, Perrucci, Steinhardt and Cappelli, NJ Legal Counsel; and

**“RESOLVED:** identifying the Operating Fund as the source of funds required for any and all disbursements.”

Chairman Lavery then invited any questions on the Resolution. No questions were presented and the Resolution was unanimously adopted.

### **INVITE ANY COMMENTS FROM THE PUBLIC**

Chairman Lavery invited any Comments from the public.

### **SCHEDULING OF THE APRIL 29, 2019 MEETING**

Chairman Lavery addressed the Meeting and stated that the Commission's next meeting will be scheduled to be held Monday, April 29, 2019.

The Meeting will be called to Order at 10:30 a.m. in the Boardroom at the New Hope Executive Offices, New Hope Pennsylvania 18938-9519.

Chairman Lavery assured the Commission Members that an “Official Notice of Meeting” would be forwarded to each and every Member of the Commission

### **ADJOURNMENT**


Chairman Lavery invited a motion for Adjournment.

**DELAWARE RIVER JOINT TOLL BRIDGE COMMISSION**


**Meeting of March 25, 2019**

Vice Chairman Ahmad then moved that the Meeting be adjourned and Commissioner Van Vliet seconded the motion. The voice vote was unanimously affirmative and the Meeting was adjourned at 10:43 am, Monday, March 25, 2019.

**Prepared and submitted by:**

  
HEATHER MCCONNELL  
Administrative Generalist Executive Offices

**Attested by:**

  
ARNOLD J. CONOLINE  
Assistant Secretary/Treasurer

**Approved by:**

  
JOSEPH J. RESTA  
Executive Director

# **DELAWARE RIVER JOINT TOLL BRIDGE COMMISSION**

**Meeting of March 25, 2019**

## **FINANCE**

The following Pages reflect the reports on those items assigned to the Finance Department. Each item is reported separately and page numbered accordingly.

**DELAWARE RIVER JOINT TOLL BRIDGE COMMISSION**

**Meeting of March 25, 2019**

<b>SUBJECT</b>	<b>DESCRIPTION</b>	<b>PAGE NUMBER</b>
<b>Accounting</b>	<b>Status of Cash Balances at February 28, 2019</b>	<b>1</b>
<b>Accounting</b>	<b>Status of Bond Retirement at February 28, 2019</b>	<b>2</b>
<b>Accounting</b>	<b>Status of Investments at February 28, 2019</b>	<b>3-7</b>
<b>Accounting</b>	<b>Status of Toll Traffic and Revenue &amp; Toll Supported Traffic Month of February 2019 Compared with Month of February 2018</b>	<b>8-21</b>
<b>Accounting</b>	<b>Statistical Summary of Expenditures on Toll Bridges and Toll Supported Bridges Accounts for the Period February 1, 2019 through February 28, 2019</b>	<b>22-30</b>
<b>Accounting</b>	<b>Statement of Revenue and Expenses: Two Months Period ending February 28, 2019</b>	<b>31</b>

**DELAWARE RIVER JOINT TOLL BRIDGE COMMISSION**

**Meeting of March 25, 2019**

**There follows Cash Balances of the Commission at February 28, 2019 for the  
information and review of the Members:**

**COMMISSION CASH DEPOSITS**

Wells Fargo Bank, N. A.

Revenue Fund	5,089,297
Payroll Fund	1,263,304
Insurance Clearing Account	750,000
<b>TOTAL</b>	<b>\$ 7,102,601</b>

**CASH DEPOSIT GUARANTEES**

Wells Fargo Bank	PA ACT 72	FULL BALANCE
------------------	-----------	--------------



## Meeting of March 25, 2019

## STATUS OF BRIDGE REVENUE BONDS AT FEBRUARY 28, 2019

SERIES 2005A						SERIES 2007B						SERIES 2012A						SERIES 2015						SERIES 2017						Total	
Maturity	Yield	Principal Amount	Maturities & Calls	Yield	Principal Amount	Maturities & Calls	Yield	Principal Amount	Maturities & Calls	Yield	Principal Amount	Maturities & Calls	Yield	Principal Amount	Maturities & Calls	Yield	Principal Amount	Maturities & Calls	Yield	Principal Amount	Maturities & Calls	Average Yield	Remaining Outstanding								
7/1/2005	2.35%	\$ 330,000	\$ 330,000		N/A																		-								
7/1/2006	2.50%	895,000	895,000		N/A																		-								
7/1/2007	2.76%	930,000	930,000		N/A																		-								
7/1/2008	2.90%	965,000	965,000	4.23%	\$ 3,350,000	\$ 3,350,000	4.23%	\$ 3,350,000	\$ 3,350,000	4.23%	\$ 3,350,000	\$ 3,350,000	4.23%	\$ 3,350,000	\$ 3,350,000	4.23%	\$ 3,350,000	\$ 3,350,000	4.23%	\$ 3,350,000	\$ 3,350,000	4.23%	-								
7/1/2009	3.06%	1,005,000	1,005,000	4.23%	3,350,000	3,350,000	4.23%	3,350,000	3,350,000	4.23%	3,350,000	3,350,000	4.23%	3,350,000	3,350,000	4.23%	3,350,000	3,350,000	4.23%	3,350,000	3,350,000	4.23%	-								
7/1/2010	3.22%	1,045,000	1,045,000	4.23%	3,650,000	3,650,000	4.23%	3,650,000	3,650,000	4.23%	3,650,000	3,650,000	4.23%	3,650,000	3,650,000	4.23%	3,650,000	3,650,000	4.23%	3,650,000	3,650,000	4.23%	-								
7/1/2011	3.39%	1,095,000	1,095,000	4.23%	3,850,000	3,850,000	4.23%	3,850,000	3,850,000	4.23%	3,850,000	3,850,000	4.23%	3,850,000	3,850,000	4.23%	3,850,000	3,850,000	4.23%	3,850,000	3,850,000	4.23%	-								
7/1/2012	3.53%	1,150,000	1,150,000	4.23%	3,950,000	3,950,000	4.23%	3,950,000	3,950,000	4.23%	3,950,000	3,950,000	4.23%	3,950,000	3,950,000	4.23%	3,950,000	3,950,000	4.23%	3,950,000	3,950,000	4.23%	-								
7/1/2013	3.66%	1,210,000	1,210,000	4.23%	4,200,000	4,200,000	4.23%	4,200,000	4,200,000	4.23%	4,200,000	4,200,000	4.23%	4,200,000	4,200,000	4.23%	4,200,000	4,200,000	4.23%	4,200,000	4,200,000	4.23%	-								
7/1/2014	3.76%	5,000,000	5,000,000	4.23%	4,350,000	4,350,000	4.23%	4,350,000	4,350,000	4.23%	4,350,000	4,350,000	4.23%	4,350,000	4,350,000	4.23%	4,350,000	4,350,000	4.23%	4,350,000	4,350,000	4.23%	-								
7/1/2015	3.85%	5,220,000	5,220,000	4.23%	4,450,000	4,450,000	4.23%	4,450,000	4,450,000	4.23%	4,450,000	4,450,000	4.23%	4,450,000	4,450,000	4.23%	4,450,000	4,450,000	4.23%	4,450,000	4,450,000	4.23%	-								
7/1/2016	3.96%	5,540,000	5,540,000	4.23%	4,800,000	4,800,000	4.23%	4,800,000	4,800,000	4.23%	4,800,000	4,800,000	4.23%	4,800,000	4,800,000	4.23%	4,800,000	4,800,000	4.23%	4,800,000	4,800,000	4.23%	-								
7/1/2017	4.02%	5,835,000	5,835,000	4.23%	4,950,000	4,950,000	4.23%	4,950,000	4,950,000	4.23%	4,950,000	4,950,000	4.23%	4,950,000	4,950,000	4.23%	4,950,000	4,950,000	4.23%	4,950,000	4,950,000	4.23%	-								
7/1/2018	4.04%	6,155,000	6,155,000	4.23%	5,250,000	5,250,000	4.23%	5,250,000	5,250,000	4.23%	5,250,000	5,250,000	4.23%	5,250,000	5,250,000	4.23%	5,250,000	5,250,000	4.23%	5,250,000	5,250,000	4.23%	-								
7/1/2019	4.08%	6,480,000	6,480,000	4.23%	5,450,000	5,450,000	4.23%	5,450,000	5,450,000	4.23%	5,450,000	5,450,000	4.23%	5,450,000	5,450,000	4.23%	5,450,000	5,450,000	4.23%	5,450,000	5,450,000	4.23%	-								
7/1/2020	4.13%	6,840,000	1,735,000	4.23%	5,590,000	5,590,000	4.23%	5,590,000	5,590,000	4.23%	5,590,000	5,590,000	4.23%	5,590,000	5,590,000	4.23%	5,590,000	5,590,000	4.23%	5,590,000	5,590,000	4.23%	-								
7/1/2021	4.14%	1,825,000	1,825,000	4.23%	6,250,000	6,250,000	4.23%	6,250,000	6,250,000	4.23%	6,250,000	6,250,000	4.23%	6,250,000	6,250,000	4.23%	6,250,000	6,250,000	4.23%	6,250,000	6,250,000	4.23%	-								
7/1/2022	4.19%	1,920,000	1,920,000	4.23%	6,250,000	6,250,000	4.23%	6,250,000	6,250,000	4.23%	6,250,000	6,250,000	4.23%	6,250,000	6,250,000	4.23%	6,250,000	6,250,000	4.23%	6,250,000	6,250,000	4.23%	-								
7/1/2023	4.23%	2,020,000	2,020,000	4.23%	6,550,000	6,550,000	4.23%	6,550,000	6,550,000	4.23%	6,550,000	6,550,000	4.23%	6,550,000	6,550,000	4.23%	6,550,000	6,550,000	4.23%	6,550,000	6,550,000	4.23%	-								
7/1/2024	4.35%	2,125,000	2,125,000	4.23%	6,800,000	6,800,000	4.23%	6,800,000	6,800,000	4.23%	6,800,000	6,800,000	4.23%	6,800,000	6,800,000	4.23%	6,800,000	6,800,000	4.23%	6,800,000	6,800,000	4.23%	-								
7/1/2025	4.35%	2,235,000	2,235,000	4.23%	7,150,000	7,150,000	4.23%	7,150,000	7,150,000	4.23%	7,150,000	7,150,000	4.23%	7,150,000	7,150,000	4.23%	7,150,000	7,150,000	4.23%	7,150,000	7,150,000	4.23%	-								
7/1/2026	4.67%	2,345,000	2,345,000	4.23%	7,450,000	7,450,000	4.23%	7,450,000	7,450,000	4.23%	7,450,000	7,450,000	4.23%	7,450,000	7,450,000	4.23%	7,450,000	7,450,000	4.23%	7,450,000	7,450,000	4.23%	-								
7/1/2027	4.67%	2,450,000	2,450,000	4.23%	7,800,000	7,800,000	4.23%	7,800,000	7,800,000	4.23%	7,800,000	7,800,000	4.23%	7,800,000	7,800,000	4.23%	7,800,000	7,800,000	4.23%	7,800,000	7,800,000	4.23%	-								
7/1/2028	4.67%	2,560,000	2,560,000	4.23%	8,200,000	8,200,000	4.23%	8,200,000	8,200,000	4.23%	8,200,000	8,200,000	4.23%	8,200,000	8,200,000	4.23%	8,200,000	8,200,000	4.23%	8,200,000	8,200,000	4.23%	-								
7/1/2029	4.67%	2,675,000	2,675,000	4.23%	8,550,000	8,550,000	4.23%	8,550,000	8,550,000	4.23%	8,550,000	8,550,000	4.23%	8,550,000	8,550,000	4.23%	8,550,000	8,550,000	4.23%	8,550,000	8,550,000	4.23%	-								
7/1/2030	4.67%	2,795,000	2,795,000	4.23%	8,900,000	8,900,000	4.23%	8,900,000	8,900,000	4.23%	8,900,000	8,900,000	4.23%	8,900,000	8,900,000	4.23%	8,900,000	8,900,000	4.23%	8,900,000	8,900,000	4.23%	-								
7/1/2031	N/A	N/A	N/A	4.23%	9,350,000	9,350,000	4.23%	9,350,000	9,350,000	4.23%	9,350,000	9,350,000	4.23%	9,350,000	9,350,000	4.23%	9,350,000	9,350,000	4.23%	9,350,000	9,350,000	4.23%	-								
7/1/2032	N/A	N/A	N/A	4.23%	9,800,000	9,800,000	4.23%	9,800,000	9,800,000	4.23%	9,800,000	9,800,000	4.23%	9,800,000	9,800,000	4.23%	9,800,000	9,800,000	4.23%	9,800,000	9,800,000	4.23%	-								
7/1/2033	N/A	N/A	N/A	4.23%	N/A	N/A	4.23%	N/A	N/A	4.23%	N/A	N/A	4.23%	N/A	N/A	4.23%	N/A	N/A	4.23%	N/A	N/A	4.23%	-								
7/1/2034	N/A	N/A	N/A	4.23%	N/A	N/A	4.23%	N/A	N/A	4.23%	N/A	N/A	4.23%	N/A	N/A	4.23%	N/A	N/A	4.23%	N/A	N/A	4.23%	-								
7/1/2035	N/A	N/A	N/A	4.23%	N/A	N/A	4.23%	N/A	N/A	4.23%	N/A	N/A	4.23%	N/A	N/A	4.23%	N/A	N/A	4.23%	N/A	N/A	4.23%	-								
7/1/2036	N/A	N/A	N/A	4.23%	N/A	N/A	4.23%	N/A	N/A	4.23%	N/A	N/A	4.23%	N/A	N/A	4.23%	N/A	N/A	4.23%	N/A	N/A	4.23%	-								
7/1/2037	N/A	N/A	N/A	4.23%	N/A	N/A	4.23%	N/A	N/A	4.23%	N/A	N/A	4.23%	N/A	N/A	4.23%	N/A	N/A	4.23%	N/A	N/A	4.23%	-								
7/1/2038	N/A	N/A	N/A	4.23%	N/A	N/A	4.23%	N/A	N/A	4.23%	N/A	N/A	4.23%	N/A	N/A	4.23%	N/A	N/A	4.23%	N/A	N/A	4.23%	-								
7/1/2039	N/A	N/A	N/A	4.23%	N/A	N/A	4.23%	N/A	N/A	4.23%	N/A	N/A	4.23%	N/A	N/A	4.23%	N/A	N/A	4.23%	N/A	N/A	4.23%	-								
7/1/2040	N/A	N/A	N/A	4.23%	N/A	N/A	4.23%	N/A	N/A	4.23%	N/A	N/A	4.23%	N/A	N/A	4.23%	N/A	N/A	4.23%	N/A	N/A	4.23%	-								
7/1/2041	N/A	N/A	N/A	4.23%	N/A	N/A	4.23%	N/A	N/A	4.23%	N/A	N/A	4.23%	N/A	N/A	4.23%	N/A	N/A	4.23%	N/A	N/A	4.23%	-								
7/1/2042	N/A	N/A	N/A	4.23%	N/A	N/A	4.23%	N/A	N/A	4.23%	N/A	N/A	4.23%	N/A	N/A	4.23%	N/A	N/A	4.23%	N/A	N/A	4.23%	-								
7/1/2043	N/A	N/A	N/A	4.23%	N/A	N/A	4.23%	N/A	N/A	4.23%	N/A	N/A	4.23%	N/A	N/A	4.23%	N/A	N/A	4.23%	N/A	N/A	4.23%	-								
7/1/2044	N/A	N/A	N/A	4.23%	N/A	N/A	4.23%	N/A	N/A	4.23%	N/A	N/A	4.23%	N/A	N/A	4.23%	N/A	N/A	4.23%	N/A	N/A	4.23%	-								
7/1/2045	N/A	N/A	N/A	4.23%	N/A	N/A	4.23%	N/A	N/A	4.23%	N/A	N/A	4.23%	N/A	N/A	4.23%	N/A	N/A	4.23%	N/A	N/A	4.23%	-								
7/1/2046	N/A	N/A	N/A	4.23%	N/A	N/A	4.23%	N/A	N/A	4.23%	N/A	N/A	4.23%	N/A	N/A	4.23%	N/A	N/A	4.23%	N/A	N/A	4.23%	-								
7/1/2047	N/A	N/A	N/A	4.23%	N/A	N/A	4.23%	N/A	N/A	4.23%	N/A	N/A	4.23%	N/A	N/A	4.23%	N/A	N/A	4.23%	N/A	N/A	4.23%	-								
7/1/2048	N/A	N/A	N/A	4.23%	N/A	N/A	4.23%	N/A	N/A	4.23%	N/A	N/A	4.23%	N/A	N/A	4.23%	N/A	N/A	4.23%	N/A	N/A	4.23%	-								
7/1/2049	N/A	N/A	N/A	4.23%	N/A	N/A	4.23%	N/A	N/A	4.23%	N/A	N/A	4.23%	N/A	N/A	4.23%	N/A	N/A	4.23%	N/A	N/A	4.23%	-								
7/1/2050	N/A	N/A	N/A	4.23%	N/A	N/A	4.23%	N/A	N/A	4.23%	N/A	N/A	4.23%	N/A	N/A	4.23%	N/A	N/A	4.23%	N/A	N/A	4.23%	-								
7/1/2051	N/A	N/A	N/A	4.23%	N/A	N/A	4.23%	N/A	N/A	4.23%	N/A	N/A	4.23%	N/A	N/A	4.23%	N/A	N/A	4.23%	N/A	N/A	4.23%	-								
7/1/2052	N/A	N/A	N/A	4.23%	N/A	N/A	4.23%	N/A	N/A	4.23%	N/A	N/A	4.23%	N/A	N/A	4.23%	N/A	N/A	4.23%	N/A	N/A	4.23%	-								
7/1/2053	N/A	N/A	N/A	4.23%	N/A	N/A	4.23%	N/A	N/A	4.23%	N/A	N/A	4.23%	N/A	N/A	4.23%	N/A	N/A	4.23%	N/A	N/A	4.23%	-								
7/1/2054	N/A	N/A	N/A	4.23%	N/A	N/A	4.23%	N/A	N/A	4.23%	N/A	N/A	4.23%	N/A	N/A	4.23%	N/A	N/A	4.23%	N/A	N/A	4.23%	-								
7/1/2055	N/A	N/A	N/A	4.23%	N/A	N/A	4.23%	N/A	N/A	4.23%	N/A	N/A	4.23%	N/A	N/A	4.23%	N/A	N/A	4.23%	N/A	N/A	4.23%	-								
7/1/2056	N/A	N/A	N/A	4.23%	N/A	N/A	4.23%	N/A	N/A	4.23%	N/A	N/A	4.23%	N/A	N/A	4.23%	N/A	N/A	4.23%	N/A	N/A	4.23%	-								
7/1/2057	N/A	N/A	N/A	4.23%	N/A	N/A	4.23%	N/A	N/A	4.23%	N/A	N/A	4.23%	N/A	N/A	4.23%	N/A	N/A	4.23%	N/A	N/A	4.23%	-								
7/1/2058	N/A	N/A	N/A	4.23%	N/A	N/A	4.23%	N/A	N/A	4.23%	N/A	N/A																			

### Footnote

2012 Series Bonds Refunded remaining balance of 2003A Series and \$30,795,000 of the 2005A Series Bonds.  
2015 Series Bonds Refunded \$86,505,000 of the 2007A Series Bonds.



Delaware River  
Joint Toll Bridge  
Commission

Delaware River Joint TBC  
Purchases Report

Sorted by Fund - Maturity Date  
February 1, 2019 - February 28, 2019

DRJTBC

CUSIP	Investment #	Fund	Sec. Type	Issuer	Original Par Value	Purchase Date	Payment Periods	Principal Purchased	Accrued Interest at Purchase	Rate at Purchase	Maturity Date	YTM	Ending Book Value
General Reserve Fund													
06742QU91	10670	01GRF	ACP	BARCLA	2,300,000.00	02/27/2019	09/03 - At Maturity	2,266,969.42		2.750	09/03/2019	2.807	2,267,320.81
65557CAV5	10668	01GRF	FAC	NORDEA	5,000,000.00	02/19/2019	03/31 - 09/30	4,968,950.00	31,371.53	1.625	09/30/2019	2.650	4,970,635.97
89114QAV0	10669	01GRF	FAC	TORONT	5,000,000.00	02/19/2019	05/05 - 11/05	4,988,150.00	32,500.00	2.250	11/05/2019	2.643	4,986,799.22
3133ECAF3	10667	01GRF	FAC	FFCB	6,000,000.00	02/15/2019	08/12 - 02/12	5,999,988.00	1,270.00	2.540	02/12/2020	2.540	5,999,988.54
			Subtotal		18,300,000.00			18,222,057.42	65,141.53				18,224,744.54
Operating Fund													
912796RY7	10660	01OF	ATD	USTR	6,180,000.00	02/13/2019	01/30 - At Maturity	6,031,350.92		2.467	01/30/2020	2.547	6,038,126.95
			Subtotal		6,180,000.00			6,031,350.92	0.00				6,038,126.95
Reserve Maintenance Fund													
912796RY7	10661	01RMF	ATD	USTR	5,000,000.00	02/13/2019	01/30 - At Maturity	4,879,733.75		2.467	01/30/2020	2.547	4,885,215.97
			Subtotal		5,000,000.00			4,879,733.75	0.00				4,885,215.97
Debt Service Reserve 2005A													
912796RY7	10662	05DSRF05	ATD	USTR	980,000.00	02/13/2019	01/30 - At Maturity	956,427.82		2.467	01/30/2020	2.547	957,502.34
			Subtotal		980,000.00			956,427.82	0.00				957,502.34
Construction Fund 2017													
06742QU91	10671	06CF17	ACP	BARCLA	2,700,000.00	02/27/2019	09/03 - At Maturity	2,661,224.98		2.750	09/03/2019	2.807	2,661,637.48
			Subtotal		2,700,000.00			2,661,224.98	0.00				2,661,637.48
Debt Service Reserve Fund 2012													
912796RY7	10663	06DSRF12A	ATD	USTR	1,000,000.00	02/13/2019	01/30 - At Maturity	975,946.75		2.467	01/30/2020	2.547	977,043.19
			Subtotal		1,000,000.00			975,946.75	0.00				977,043.19
Debt Service Reserve Fund 2015													
912796RY7	10664	06DSRF15	ATD	USTR	5,700,000.00	02/13/2019	01/30 - At Maturity	5,562,896.48		2.467	01/30/2020	2.547	5,569,146.21
			Subtotal		5,700,000.00			5,562,896.48	0.00				5,569,146.21
Debt Service Reserve Fund 2017													
912796QH5	10665	06DSRF17	ATD	USTR	4,800,000.00	02/13/2019	05/23 - At Maturity	4,768,518.00		2.385	05/23/2019	2.434	4,773,606.00
912796RY7	10666	06DSRF17	ATD	USTR	26,500,000.00	02/13/2019	01/30 - At Maturity	25,862,588.88		2.467	01/30/2020	2.547	25,891,644.66
			Subtotal		31,300,000.00			30,631,106.88	0.00				30,665,250.66
			Total Purchases		71,160,000.00			69,920,745.00	65,141.53				69,978,667.34

Portfolio DRJ

AP

PU (PRF\_PU) 7.1.1

Report Ver. 7.3.2





Delaware River  
Joint Toll Bridge  
Commission

Delaware River Joint TBC  
Investment Classification  
Sorted by Fund - Maturity Date  
February 28, 2019

DRJTBC

CUSIP	Investment #	Fund	Issuer	Investment Class	Par Value	YTM	Maturity Date	Market Price	Market Date	Market Value	Book Value	Reported Value
<b>Debt Service Fund</b>												
38145C752	10113	01DSF	Goldman Sachs IIIa Fed Port	Amort	1,081,068.43	1.335		100.000	02/28/2019	1,081,068.43	1,081,068.43	1,081,068.43
					<b>Subtotal</b>	<b>1,081,068.43</b>	<b>1.335</b>			<b>1,081,068.43</b>	<b>1,081,068.43</b>	<b>1,081,068.43</b>
<b>General Reserve Fund</b>												
38145C752	10115	01GRF	Goldman Sachs IIIa Fed Port	Amort	0.00	0.822		100.000	02/28/2019	0.00	0.00	0.00
PAINVEST	10050	01GRF	PA Invest	Amort	5,257,674.37	2.414		100.000	02/28/2019	5,257,674.37	5,257,674.37	5,257,674.37
PAINVEST	10462	01GRF	PA Invest	Amort	17,913,610.25	2.463		100.000	02/28/2019	17,913,610.25	17,913,610.25	17,913,610.25
3133782M2	10518	01GRF	Federal Home Loan Bank	Fair	5,000,000.00	1.579	03/08/2019	99.978	02/28/2019	4,998,950.00	4,999,920.87	4,998,950.00
3130AAXX1	10586	01GRF	Federal Home Loan Bank	Fair	9,100,000.00	2.269	03/18/2019	99.951	02/28/2019	9,095,541.00	9,096,204.53	9,095,541.00
912828W67	10582	01GRF	U.S. Treasury	Fair	3,000,000.00	2.268	03/31/2019	99.894	02/28/2019	2,996,820.00	2,997,519.07	2,996,820.00
912828W67	10600	01GRF	U.S. Treasury	Fair	4,700,000.00	2.278	03/31/2019	99.894	02/28/2019	4,695,018.00	4,696,055.21	4,695,018.00
3130ACL93	10516	01GRF	Federal Home Loan Bank	Fair	5,000,000.00	1.517	04/28/2019	99.845	02/28/2019	4,992,250.00	4,999,872.69	4,992,250.00
912828ST8	10536	01GRF	U.S. Treasury	Fair	4,000,000.00	1.945	04/30/2019	99.800	02/28/2019	3,992,000.00	3,995,493.56	3,992,000.00
912828ST8	10607	01GRF	U.S. Treasury	Fair	4,000,000.00	2.426	04/30/2019	99.800	02/28/2019	3,992,000.00	3,992,321.84	3,992,000.00
037833AQ3	10644	01GRF	Apple Inc	Fair	3,225,000.00	2.609	05/06/2019	99.923	02/28/2019	3,222,516.75	3,222,005.36	3,222,516.75
037833AQ3	10648	01GRF	Apple Inc	Fair	3,000,000.00	2.608	05/06/2019	99.923	02/28/2019	2,997,690.00	2,997,216.67	2,997,690.00
912796QH5	10621	01GRF	U.S. Treasury	Fair	5,100,000.00	2.500	05/23/2019	99.450	02/28/2019	5,071,950.00	5,071,368.46	5,071,950.00
3137EADG1	10583	01GRF	Federal Home Loan Mtg Corp	Fair	4,000,000.00	2.365	05/30/2019	99.822	02/28/2019	3,992,880.00	3,994,015.07	3,992,880.00
912828WLO	10525	01GRF	U.S. Treasury	Fair	5,000,000.00	1.744	05/31/2019	99.767	02/28/2019	4,988,350.00	4,987,010.68	4,988,350.00
912828WLO	10608	01GRF	U.S. Treasury	Fair	4,000,000.00	2.462	05/31/2019	99.767	02/28/2019	3,990,680.00	3,990,520.83	3,990,680.00
912828WLO	10609	01GRF	U.S. Treasury	Fair	500,000.00	2.467	05/31/2019	99.767	02/28/2019	498,835.00	498,808.05	498,835.00
912796RS0	10638	01GRF	U.S. Treasury	Fair	6,025,000.00	2.542	06/06/2019	99.357	02/28/2019	5,986,259.25	5,984,798.05	5,986,259.25
89119BTM8	10619	01GRF	Toronto Dominion	Fair	1,396,000.00	2.773	06/21/2019	99.212	02/28/2019	1,384,999.52	1,384,295.31	1,384,999.52
3130A8DB6	10588	01GRF	Federal Home Loan Bank	Fair	3,000,000.00	2.386	06/21/2019	99.589	02/28/2019	2,987,670.00	2,988,632.24	2,987,670.00
3130A8DB6	10611	01GRF	Federal Home Loan Bank	Fair	1,880,000.00	2.533	06/21/2019	99.589	02/28/2019	1,872,273.20	1,872,025.67	1,872,273.20
3130A8DB6	10612	01GRF	Federal Home Loan Bank	Fair	2,225,000.00	2.518	06/21/2019	99.589	02/28/2019	2,215,855.25	2,215,695.07	2,215,855.25
3130ACJ96	10510	01GRF	Federal Home Loan Bank	Fair	5,000,000.00	1.551	06/28/2019	99.686	02/28/2019	4,984,300.00	4,999,186.17	4,984,300.00
912828XV7	10537	01GRF	U.S. Treasury	Fair	4,500,000.00	1.970	06/30/2019	99.593	02/28/2019	4,481,895.00	4,489,425.77	4,481,895.00
912828XV7	10614	01GRF	U.S. Treasury	Fair	4,600,000.00	2.523	06/30/2019	99.593	02/28/2019	4,581,278.00	4,580,815.72	4,581,278.00
912796RZ4	10649	01GRF	U.S. Treasury	Fair	5,000,000.00	2.515	07/11/2019	99.123	02/28/2019	4,956,150.00	4,955,074.16	4,956,150.00
3136G0RL7	10634	01GRF	Federal National Mtg Assn	Fair	2,000,000.00	2.604	07/24/2019	99.616	02/28/2019	1,992,320.00	1,992,123.28	1,992,320.00
912828TH3	10613	01GRF	U.S. Treasury	Fair	4,895,000.00	2.575	07/31/2019	99.345	02/28/2019	4,862,937.75	4,860,852.13	4,862,937.75

Delaware River Joint TBC  
Investment Classification  
February 28, 2019

Page 2

CUSIP	Investment #	Fund	Issuer	Investment Class	Par Value	YTM	Maturity Date	Market Price	Market Date	Market Value	Book Value	Reported Value
<b>General Reserve Fund</b>												
912828TH3	10625	01GRF	U.S. Treasury	Fair	6,300,000.00	2.588	07/31/2019	99.345	02/28/2019	6,258,735.00	6,255,605.77	6,258,735.00
912796QV4	10659	01GRF	U.S. Treasury	Fair	5,000,000.00	2.507	08/15/2019	98.877	02/28/2019	4,943,850.00	4,943,340.61	4,943,850.00
3135G0P49	10620	01GRF	Federal National Mtg Assn	Fair	6,000,000.00	2.623	08/28/2019	99.252	02/28/2019	5,955,120.00	5,952,904.95	5,955,120.00
9128282T6	10509	01GRF	U.S. Treasury	Fair	3,000,000.00	1.507	08/31/2019	99.367	02/28/2019	2,981,010.00	2,996,202.71	2,981,010.00
9128282T6	10631	01GRF	U.S. Treasury	Fair	4,000,000.00	2.697	08/31/2019	99.367	02/28/2019	3,974,680.00	3,971,504.85	3,974,680.00
06742QU91	10670	01GRF	Bardays US Funding LLC	Fair	2,300,000.00	2.806	09/03/2019	98.563	02/28/2019	2,266,949.00	2,267,320.81	2,266,949.00
912796RA9	10626	01GRF	U.S. Treasury	Fair	10,000,000.00	2.596	09/12/2019	98.682	02/28/2019	9,868,200.00	9,863,602.92	9,868,200.00
06253JAP6	10651	01GRF	Aust & NZ Banking Group	Fair	5,000,000.00	2.339	09/23/2019	99.630	02/28/2019	4,981,500.00	4,977,952.44	4,981,500.00
65557CAV5	10668	01GRF	Nordea Bank	Fair	5,000,000.00	2.649	09/30/2019	99.353	02/28/2019	4,967,650.00	4,970,635.97	4,967,650.00
3137EADM8	10635	01GRF	Federal Home Loan Mtg Corp	Fair	4,445,000.00	2.720	10/02/2019	99.267	02/28/2019	4,412,418.15	4,407,363.96	4,412,418.15
912796RF8	10637	01GRF	U.S. Treasury	Fair	6,200,000.00	2.624	10/10/2019	98.493	02/28/2019	6,106,566.00	6,102,257.84	6,106,566.00
3135G0R39	10636	01GRF	Federal National Mtg Assn	Fair	10,485,000.00	2.718	10/24/2019	99.005	02/28/2019	10,360,873.25	10,350,740.28	10,360,873.25
3130ACLX0	10517	01GRF	Federal Home Loan Bank	Fair	6,000,000.00	1.625	10/30/2019	99.428	02/28/2019	5,965,680.00	6,000,000.00	5,965,680.00
89114QAV0	10669	01GRF	Toronto Dominion	Fair	5,000,000.00	2.643	11/05/2019	99.705	02/28/2019	4,985,250.00	4,986,799.22	4,985,250.00
912796RM3	10628	01GRF	U.S. Treasury	Fair	8,480,000.00	2.723	11/07/2019	98.303	02/28/2019	8,336,094.40	8,324,349.00	8,336,094.40
961214BX8	10653	01GRF	WestPac Banking Corp	Fair	5,000,000.00	2.904	11/19/2019	101.465	02/28/2019	5,073,250.00	5,069,113.25	5,073,250.00
912796RN1	10656	01GRF	U.S. Treasury	Fair	4,100,000.00	2.586	12/05/2019	98.111	02/28/2019	4,022,551.00	4,020,883.42	4,022,551.00
63254AAT5	10652	01GRF	National Australia Bank Ltd	Fair	5,000,000.00	2.900	01/10/2020	99.558	02/28/2019	4,977,900.00	4,972,645.18	4,977,900.00
3130ADN32	10658	01GRF	Federal Home Loan Bank	Fair	3,500,000.00	2.603	02/11/2020	99.607	02/28/2019	3,486,245.00	3,484,465.68	3,486,245.00
64952WBY8	10650	01GRF	New York Life Global	Fair	2,780,000.00	2.841	02/11/2020	99.313	02/28/2019	2,760,901.40	2,757,094.24	2,760,901.40
3133EKAF3	10667	01GRF	Federal Farm Credit Bank	Fair	6,000,000.00	2.540	02/12/2020	99.966	02/28/2019	5,997,960.00	5,999,988.54	5,997,960.00
<b>Subtotal</b>					236,887,284.62	2.420				235,685,876.54	235,717,282.72	235,685,876.54
<b>Operating Fund</b>												
38145C752	10108	01OF	Goldman Sachs Ila Fed Port	Amort	15,626.16	1.335		100.000	02/28/2019	15,626.16	15,626.16	15,626.16
912796RY7	10660	01OF	U.S. Treasury	Fair	6,180,000.00	2.547	01/30/2020	97.724	02/28/2019	6,039,343.20	6,038,126.95	6,039,343.20
<b>Subtotal</b>					6,195,626.16	2.544				6,054,969.36	6,053,753.11	6,054,969.36
<b>Reserve Maintenance Fund</b>												
38145C752	10106	01RMF	Goldman Sachs Ila Fed Port	Amort	20,234.67	1.335		100.000	02/28/2019	20,234.67	20,234.67	20,234.67
912796RY7	10661	01RMF	U.S. Treasury	Fair	5,000,000.00	2.547	01/30/2020	97.724	02/28/2019	4,886,200.00	4,885,215.97	4,886,200.00
<b>Subtotal</b>					5,020,234.67	2.542				4,906,434.67	4,905,450.64	4,906,434.67
<b>Scudder Falls Insurance Reserv</b>												
38145C752	10506	01SFIR	Goldman Sachs Ila Fed Port	Amort	383.40	0.001		100.000	02/28/2019	383.40	383.40	383.40
9128282K5	10507	01SFIR	U.S. Treasury	Fair	4,054,000.00	1.270	07/31/2019	99.461	02/28/2019	4,032,185.02	4,055,744.17	4,032,185.02

Portfolio DRJ  
AP  
IC (PRF\_IC) 7.1.1  
Report Ver. 7.3.2

Delaware River Joint TBC  
Investment Classification  
February 28, 2019

Page 3

CUSIP	Investment #	Fund	Issuer	Investment Class	Par Value	YTM	Maturity Date	Market Price	Market Date	Market Value	Book Value	Reported Value
Debt Service Reserve 2005A					4,054,383.40	1.269				4,032,568.42	4,056,127.57	4,032,568.42
Subtotal												
38145C752	10110	05DSRF05	Goldman Sachs IIa Fed Port	Amort	18,504.65	1.335	100.000	02/28/2019		18,504.65	18,504.65	18,504.65
912796QH5	10622	05DSRF05	U.S. Treasury	Fair	2,040,000.00	2.500	05/23/2019	99.450	02/28/2019	2,028,780.00	2,028,547.39	2,028,780.00
912796RY7	10662	05DSRF05	U.S. Treasury	Fair	980,000.00	2.547	01/30/2020	97.724	02/28/2019	957,695.20	957,502.34	957,695.20
Subtotal					3,038,504.65	2.508				3,004,979.85	3,004,554.38	3,004,979.85
Construction Fund 2017												
38145C752	10424	06CF17	Goldman Sachs IIa Fed Port	Amort	0.00	0.001	100.000	02/28/2019		0.00	0.00	0.00
PAINVEST	10463	06CF17	PA Invest	Amort	7,628,654.96	2.463	100.000	02/28/2019		7,628,654.96	7,628,654.96	7,628,654.96
12619UQ53	10603	06CF17	CRC Funding LLC CP	Fair	3,000,000.00	2.480	03/05/2019	99.966	02/28/2019	2,998,980.00	2,999,183.33	2,998,980.00
67983UQNG	10605	06CF17	Old Line Funding LLC	Fair	5,000,000.00	2.583	03/22/2019	99.851	02/28/2019	4,992,550.00	4,992,552.50	4,992,550.00
912828SN1	10604	06CF17	Federal Home Loan Bank	Fair	2,500,000.00	2.389	03/31/2019	99.918	02/28/2019	2,497,950.00	2,498,190.04	2,497,950.00
912828SN1	10616	06CF17	Federal Home Loan Bank	Fair	6,000,000.00	2.406	03/31/2019	99.918	02/28/2019	5,995,080.00	5,995,571.48	5,995,080.00
59607LRC0	10639	06CF17	Macquarie Group	Fair	6,750,000.00	2.847	04/12/2019	99.701	02/28/2019	6,729,817.50	6,727,792.50	6,729,817.50
31375ADZ9	10512	06CF17	Federal Home Loan Mtg Corp	Fair	6,000,000.00	1.548	04/15/2019	99.828	02/28/2019	5,989,680.00	5,996,942.82	5,989,680.00
82124MRR3	10633	06CF17	Sheffield Receivables	Fair	5,400,000.00	2.834	04/25/2019	99.603	02/28/2019	5,378,562.00	5,376,900.01	5,378,562.00
3130ACL33	10519	06CF17	Federal Home Loan Bank	Fair	3,000,000.00	1.599	04/26/2019	99.845	02/28/2019	2,995,350.00	2,999,537.38	2,995,350.00
912828ST8	10489	06CF17	U.S. Treasury	Fair	10,000,000.00	1.338	04/30/2019	99.800	02/28/2019	9,980,000.00	9,998,560.53	9,980,000.00
037833AQ3	10645	06CF17	Apple Inc	Fair	5,000,000.00	2.609	05/06/2019	99.923	02/28/2019	4,996,150.00	4,995,357.14	4,996,150.00
912828R44	10521	06CF17	U.S. Treasury	Fair	13,000,000.00	1.552	05/15/2019	99.685	02/28/2019	12,959,050.00	12,982,145.09	12,959,050.00
88602USG6	10640	06CF17	Thunder Bay Funding LLC CP	Fair	5,000,000.00	2.896	05/16/2019	99.457	02/28/2019	4,972,850.00	4,969,811.11	4,972,850.00
3130ABF92	10514	06CF17	Federal Home Loan Bank	Fair	6,000,000.00	1.528	05/28/2019	99.737	02/28/2019	5,984,220.00	5,997,818.08	5,984,220.00
912828SX9	10617	06CF17	Federal Home Loan Bank	Fair	6,600,000.00	2.503	05/31/2019	99.671	02/28/2019	6,578,286.00	6,577,605.47	6,578,286.00
65558KT38	10629	06CF17	Nordea Bank	Fair	6,500,000.00	2.816	06/03/2019	99.330	02/28/2019	6,456,450.00	6,453,241.51	6,456,450.00
67983UT45	10642	06CF17	Old Line Funding LLC	Fair	5,000,000.00	2.940	06/04/2019	99.320	02/28/2019	4,966,000.00	4,961,736.11	4,966,000.00
89119BTM8	10618	06CF17	Toronto Dominion	Fair	7,800,000.00	2.773	06/21/2019	99.212	02/28/2019	7,738,536.00	7,734,601.32	7,738,536.00
3130A8DB6	10520	06CF17	Federal Home Loan Bank	Fair	14,000,000.00	1.600	06/21/2019	99.589	02/28/2019	13,942,460.00	13,979,878.20	13,942,460.00
3130ACJ96	10511	06CF17	Federal Home Loan Bank	Fair	5,000,000.00	1.597	06/28/2019	99.686	02/28/2019	4,984,300.00	4,998,463.05	4,984,300.00
89233HU93	10641	06CF17	TOYOTA Motor Credit CP	Fair	10,000,000.00	2.886	07/09/2019	99.100	02/28/2019	9,910,000.00	9,898,527.78	9,910,000.00
31375AEB1	10515	06CF17	Federal Home Loan Mtg Corp	Fair	6,000,000.00	1.572	07/19/2019	99.403	02/28/2019	5,964,180.00	5,984,253.52	5,964,180.00
78013WU99	10632	06CF17	Royal Bank of Canada	Fair	5,500,000.00	2.928	07/25/2019	98.944	02/28/2019	5,441,920.00	5,436,429.16	5,441,920.00
87019SUS1	10646	06CF17	SwedBank	Fair	5,000,000.00	2.816	07/26/2019	98.962	02/28/2019	4,948,100.00	4,943,758.63	4,948,100.00
912828TH3	10491	06CF17	U.S. Treasury	Fair	10,000,000.00	1.342	07/31/2019	99.345	02/28/2019	9,934,500.00	9,980,888.93	9,934,500.00
912796QV4	10627	06CF17	U.S. Treasury	Fair	10,500,000.00	2.593	08/15/2019	98.877	02/28/2019	10,382,085.00	10,377,313.45	10,382,085.00
2254EBVK4	10654	06CF17	Credit Suisse 355	Fair	4,300,000.00	2.793	08/19/2019	98.757	02/28/2019	4,246,551.00	4,244,239.73	4,246,551.00

Portfolio DRJ  
AP  
IC (PRF\_IC) 7.1.1  
Report Ver. 7.3.2

Delaware River Joint TBC  
Investment Classification  
February 28, 2019

Page 4

CUSIP	Investment #	Fund	Issuer	Investment Class	Par Value	YTM	Maturity Date	Market Price	Market Date	Market Value	Book Value	Reported Value
<b>Construction Fund 2017</b>												
64105SVU9	10655	06CF17	Nestle Capital Corp CP	Fair	5,000,000.00	2.626	08/28/2019	98.705	02/28/2019	4,935,250.00	4,935,750.00	4,935,250.00
06742QU91	10671	06CF17	Bardays US Funding LLC	Fair	2,700,000.00	2.806	09/03/2019	98.563	02/28/2019	2,661,201.00	2,661,637.48	2,661,201.00
55607LV34	10643	06CF17	TOYOTA Motor Credit CP	Fair	5,000,000.00	3.168	09/03/2019	98.638	02/28/2019	4,931,900.00	4,920,691.68	4,931,900.00
313312PS3	10647	06CF17	Federal Farm Credit Bank	Fair	4,000,000.00	2.641	11/25/2019	98.173	02/28/2019	3,926,920.00	3,923,484.43	3,926,920.00
				Subtotal	197,178,654.96	2.272				196,047,533.46	196,171,527.42	196,047,533.46
<b>Debt Service Reserve Fund 2012</b>												
38145C752	10260	06DSRF12A	Goldman Sachs Ila Fed Port	Amort	16,861.76	1.335		100.000	02/28/2019	16,861.76	16,861.76	16,861.76
912796QH5	10623	06DSRF12A	U.S. Treasury	Fair	1,910,000.00	2.500	05/23/2019	99.450	02/28/2019	1,899,495.00	1,899,277.21	1,899,495.00
912796RY7	10663	06DSRF12A	U.S. Treasury	Fair	1,000,000.00	2.547	01/30/2020	97.724	02/28/2019	977,240.00	977,043.19	977,240.00
				Subtotal	2,926,861.76	2.509				2,893,596.76	2,893,182.16	2,893,596.76
<b>Debt Service Reserve Fund 2015</b>												
38145C752	10349	06DSRF15	Goldman Sachs Ila Fed Port	Amort	41,093.06	1.335		100.000	02/28/2019	41,093.06	41,093.06	41,093.06
912796QH5	10624	06DSRF15	U.S. Treasury	Fair	4,250,000.00	2.500	05/23/2019	99.450	02/28/2019	4,226,625.00	4,226,140.38	4,226,625.00
912796RY7	10664	06DSRF15	U.S. Treasury	Fair	5,700,000.00	2.547	01/30/2020	97.724	02/28/2019	5,570,268.00	5,569,146.21	5,570,268.00
				Subtotal	9,991,093.06	2.521				9,837,986.06	9,836,379.65	9,837,986.06
<b>Debt Service Reserve Fund 2017</b>												
38145C752	10425	06DSRF17	Goldman Sachs Ila Fed Port	Amort	3,437.26	1.335		100.000	02/28/2019	3,437.26	3,437.26	3,437.26
912796QH5	10665	06DSRF17	U.S. Treasury	Fair	4,800,000.00	2.434	05/23/2019	99.450	02/28/2019	4,773,600.00	4,773,606.00	4,773,600.00
912796RY7	10666	06DSRF17	U.S. Treasury	Fair	26,500,000.00	2.547	01/30/2020	97.724	02/28/2019	25,896,860.00	25,891,644.66	25,896,860.00
				Subtotal	31,303,437.26	2.529				30,673,897.26	30,668,687.92	30,673,897.26
				Total	497,677,148.97	2.362				494,218,910.81	494,388,014.00	494,218,910.81

Data Updated: ~REPORT~: 03/04/2019 14:48  
Run Date: 03/04/2019 - 14:49

Portfolio DRJ  
AP  
IC (PRF\_IC) 7.1.1  
Report Ver. 7.3.2



**DELAWARE RIVER JOINT TOLL BRIDGE COMMISSION**  
**Meeting of March 25, 2019**  
**TOLL TRAFFIC AND REVENUE STATISTICS (February, 2019)**

**Summary:** The Commission experienced a decrease in total toll revenue for February 2019 in comparison to the February 2018 traffic and revenue statistics. Total toll traffic however reflected a slight increase for the month.

**Analysis of February 2019 / February 2018 toll revenue data comparison:**

- An overall toll revenue decrease of 0.48 percent was recorded at the Commission's seven toll bridges for the month.
- Commercial-vehicle toll revenue reflected a 0.56 percent decrease.
- Passenger-vehicle toll revenue generated a 0.23 percent decrease.

**Analysis of February 2019 / February 2018 traffic data comparison:**

- Total toll traffic increased by 344 vehicles, or 0.01 percent for the month.
- Commercial-vehicle traffic decreased by 5,004 vehicles, or 1.17 percent.
- Passenger-vehicle toll traffic increased by 5,348 vehicles, or 0.22 percent.
- Average daily toll traffic for the Commission's seven toll bridges for February 2019 was 100,272 total vehicles as compared to 100,259 total vehicles in February 2018.
- Total recorded westbound traffic volume at the 11 vehicular toll supported bridges for February 2019 decreased by 80,322 vehicles, or 3.51 percent as compared to February 2018.

**Traffic analysis for 2019 YTD:**

- Total YTD toll traffic for the seven toll bridges is reflecting a 0.13 percent increase for the first two months of 2019 as compared to the same period in 2018.
- Westbound traffic on the eleven toll supported bridges is reflecting a 1.98 percent decrease for the first two months of 2019 when compared to last year.

## **REGION REVIEW:**

### **Southern Region**

Total toll traffic at Trenton-Morrisville (TM) reflected a 1.39 percent decrease for February 2019 when compared to February 2018 as the result of the decrease of 15,852 cars and the increase of 6,432 trucks. At New Hope-Lambertville (NHL), the decrease of 478 cars combined with the increase of 1,475 trucks to generate an increase in total toll traffic of 0.77 percent for February 2019 as compared to February 2018.

### **Central Region**

The I-78 Toll Bridge experienced a decrease of 2.60 percent in total toll traffic for the month of February 2019 when compared to February 2018 as the result of the decreases of 18,034 cars and 2,985 trucks. At the Easton-Phillipsburg (EP) Toll Bridge, increases of 9,750 passenger vehicles and 1,986 trucks combined to generate a 3.15 percent increase in total toll traffic for February 2019.

### **Northern Region**

Portland-Columbia (PC) experienced a 2.09 percent decrease in total toll traffic during February 2019 compared to February 2018 as a result of the decrease of 2,077 automobiles and the increase of 212 trucks. At the Delaware Water Gap (DWG) Toll Bridge, an increase of 32,653 passenger vehicles combined with a decrease of 12,409 trucks to generate an overall increase of 3.15 percent in total toll traffic for February 2019 as compared to February 2018. At Milford-Montague (MM), a decrease of 614 passenger vehicles and an increase of 285 trucks combined to produce a 0.39 percent decrease in total toll traffic for the month of February 2019.



### E-ZPass Penetration Rates

The table below provides a comparison of the *E-ZPass* penetration rates for the Commission's seven (7) toll bridges for the months of February, 2019 and February, 2018, and the year-to-date periods ending February 28, 2019 and February 28, 2018.

		<b><i>E-ZPass</i> PENETRATION RATES</b>					
		<b>FEB. 2019</b>	<b>FEB. 2018</b>	<b>Change in Monthly Percentage</b>	<b>YTD 2019</b>	<b>YTD 2018</b>	<b>Change in YTD Percentage</b>
<b>All Toll Bridges</b>	Cars	71.36	69.75	1.61	71.20	69.58	1.62
	Trucks	90.60	88.99	1.61	90.68	89.01	1.67
	<b>Total</b>	<b>74.25</b>	<b>72.67</b>	<b>1.58</b>	<b>74.19</b>	<b>72.53</b>	<b>1.66</b>
<b>Trenton - Morrisville</b>	Cars	68.55	67.47	1.08	68.85	67.68	1.17
	Trucks	91.44	90.19	1.25	91.52	90.46	1.06
	<b>Total</b>	<b>70.24</b>	<b>68.90</b>	<b>1.34</b>	<b>70.54</b>	<b>69.20</b>	<b>1.34</b>
<b>New Hope - Lambertville</b>	Cars	84.79	83.66	1.13	84.90	83.74	1.16
	Trucks	88.76	85.64	3.12	88.43	85.65	2.78
	<b>Total</b>	<b>85.04</b>	<b>83.76</b>	<b>1.28</b>	<b>85.13</b>	<b>83.84</b>	<b>1.29</b>
<b>I-78</b>	Cars	74.00	72.29	1.71	73.50	71.58	1.92
	Trucks	90.88	88.77	2.11	90.98	88.98	2.00
	<b>Total</b>	<b>78.81</b>	<b>76.93</b>	<b>1.88</b>	<b>78.61</b>	<b>76.54</b>	<b>2.07</b>
<b>Easton - Phillipsburg</b>	Cars	70.54	69.88	0.66	70.57	69.80	0.77
	Trucks	84.97	82.40	2.57	85.01	82.34	2.67
	<b>Total</b>	<b>71.35</b>	<b>70.53</b>	<b>0.82</b>	<b>71.39</b>	<b>70.44</b>	<b>0.95</b>
<b>Portland - Columbia</b>	Cars	63.87	63.97	-0.10	63.72	63.64	0.08
	Trucks	91.71	90.94	0.77	91.80	90.31	1.49
	<b>Total</b>	<b>65.96</b>	<b>65.89</b>	<b>0.07</b>	<b>65.82</b>	<b>65.46</b>	<b>0.36</b>
<b>Delaware Water Gap</b>	Cars	71.48	68.35	3.13	70.95	68.21	2.74
	Trucks	90.96	90.32	0.64	91.02	89.92	1.10
	<b>Total</b>	<b>74.67</b>	<b>72.49</b>	<b>2.18</b>	<b>74.31</b>	<b>72.12</b>	<b>2.19</b>
<b>Milford - Montague</b>	Cars	64.60	62.65	1.95	64.24	62.47	1.77
	Trucks	83.56	77.72	5.84	84.12	77.74	6.38
	<b>Total</b>	<b>65.15</b>	<b>63.04</b>	<b>2.11</b>	<b>64.85</b>	<b>62.85</b>	<b>2.00</b>

DELAWARE RIVER JOINT TOLL BRIDGE COMMISSION

ALL TOLL BRIDGES

COMPARATIVE STATEMENT OF TOLL TRAFFIC AND REVENUE

FEBRUARY 2019

JANUARY 1, 2018			JANUARY 1, 2019			MONTH OF			MONTH OF		
FEBRUARY 28, 2018			FEBRUARY 28, 2019			FEBRUARY 2019			FEBRUARY 2018		
59 DAYS			59 DAYS			28 DAYS			28 DAYS		
NUMBER OF VEHICLES	TOTAL REVENUE		NUMBER OF VEHICLES	TOTAL REVENUE	VEHICLE CLASS	NUMBER OF VEHICLES	TOTAL REVENUE		NUMBER OF VEHICLES	TOTAL REVENUE	
4,909,440	\$ 4,926,881.00		4,907,169	\$ 4,927,735.00	Passenger	2,386,113	\$ 2,395,989.00		2,380,765	\$ 2,389,679.00	
-	(200,165.35)		-	(206,648.90)	Discounts *	-	(121,584.05)		-	(109,939.10)	
4,909,440	\$ 4,726,715.65		4,907,169	\$ 4,721,086.10	TOTAL PASSENGER	2,386,113	\$ 2,274,404.95		2,380,765	\$ 2,279,739.90	
137,961	888,156.10		136,098	876,125.25	2-Axle Trucks	64,918	417,942.85		66,747	429,696.80	
69,888	827,161.20		62,110	735,384.00	3-Axle Trucks	29,376	347,973.60		31,786	376,215.60	
77,230	1,214,062.40		71,839	1,129,454.40	4-Axle Trucks	32,402	509,014.40		37,856	595,281.60	
576,287	11,296,538.00		601,343	11,781,822.00	5-Axle Trucks	286,124	5,606,550.00		280,874	5,506,284.00	
17,657	411,883.20		17,574	409,322.40	6-Axle Trucks	8,439	196,588.80		8,872	206,875.20	
669	19,144.00		584	17,506.80	7-Axle Trucks	237	7,126.40		365	10,578.00	
-	-		-	-	Permits	-	-		-	-	
879,692	\$ 14,656,944.90		889,548	\$ 14,949,614.85	TOTAL TRUCKS	421,496	\$ 7,085,196.05		426,500	\$ 7,124,931.20	
5,789,132	\$ 19,383,660.55		5,796,717	\$ 19,670,700.95	TOTAL TOLL VEHICLES	2,807,609	9,359,601.00		2,807,265	9,404,671.10	
98,121	\$ 328,536.62		98,249	\$ 333,401.71	DAILY AVERAGE	100,272	\$ 334,271.46		100,259	\$ 335,881.11	

Rate Change	
Traffic (toll)	
Autos	0.13%
Trucks	-0.05%
Revenue	
Autos	1.12%
Trucks	1.48%
Autos	-0.12%
Trucks	2.00%

Rate Change	
Traffic (toll)	
Autos	0.01%
Trucks	0.22%
Revenue	
Autos	-1.17%
Trucks	-0.48%
Autos	-0.23%
Trucks	-0.56%

\* Discounts represents rebates for commuter discounts earned when a customer crosses the Commission's bridges 20 times in a 35 day period, as well as discounts for employee's, and Commission vehicle's non-revenue crossings.

DELAWARE RIVER JOINT TOLL BRIDGE COMMISSION

TRENTON - MORRISVILLE TOLL BRIDGE

COMPARATIVE STATEMENT OF TOLL TRAFFIC AND REVENUE

FEBRUARY 2019

JANUARY 1, 2018			JANUARY 1, 2019			MONTH OF			MONTH OF		
FEBRUARY 28, 2018			FEBRUARY 28, 2019			FEBRUARY 2019			FEBRUARY 2018		
59 DAYS			59 DAYS			28 DAYS			28 DAYS		
NUMBER OF VEHICLES	TOTAL REVENUE		NUMBER OF VEHICLES	TOTAL REVENUE	VEHICLE CLASS	NUMBER OF VEHICLES	TOTAL REVENUE		NUMBER OF VEHICLES	TOTAL REVENUE	
1,300,843	\$ 1,303,513.00		1,289,494	\$ 1,292,683.00	Passenger	620,885	\$ 622,409.00		636,737	\$ 638,097.00	
	(42,142.84)			(45,836.70)	Discounts *		(27,516.33)			(23,826.30)	
1,300,843	\$ 1,261,370.16		1,289,494	\$ 1,246,846.30	TOTAL PASSENGER	620,885	\$ 594,892.67		636,737	\$ 614,270.70	
20,926	135,097.30		36,309	234,409.50	2-Axle Trucks	17,446	112,661.25		10,102	65,202.15	
19,711	234,981.60		17,713	211,233.60	3-Axle Trucks	8,615	102,720.00		7,981	95,128.80	
15,369	243,824.00		11,629	184,593.60	4-Axle Trucks	5,709	90,620.80		7,173	113,750.40	
36,324	713,224.00		38,067	747,340.00	5-Axle Trucks	17,449	342,720.00		17,478	343,154.00	
280	6,612.00		281	6,684.00	6-Axle Trucks	120	2,858.40		142	3,352.80	
52	1,456.00		28	778.40	7-Axle Trucks	11	305.20		42	1,176.00	
					Permits						
92,662	\$ 1,335,194.90		104,027	\$ 1,385,039.10	TOTAL TRUCKS	49,350	\$ 651,885.65		42,918	\$ 621,764.15	
1,393,505	\$ 2,596,565.06		1,393,521	\$ 2,631,885.40	TOTAL TOLL VEHICLES	670,235	\$ 1,246,778.32		679,655	\$ 1,236,034.85	
23,619	\$ 44,009.58		23,619	\$ 44,608.23	DAILY AVERAGE	23,937	\$ 44,527.80		24,273	\$ 44,144.10	

Rate Change	
Traffic (toll)	
Autos	0.00%
Trucks	-0.87%
Revenue	12.27%
Autos	1.36%
Trucks	-1.15%
	3.73%

Rate Change	
Traffic (toll)	
Autos	-1.39%
Trucks	-2.49%
Revenue	14.99%
Autos	0.87%
Trucks	-3.15%
	4.84%

\* Discounts represents rebates for commuter discounts earned when a customer crosses the Commission's bridges 20 times in a 35 day period, as well as discounts for employee's and Commission vehicle's non-revenue crossings.

DELAWARE RIVER JOINT TOLL BRIDGE COMMISSION

NEW HOPE - LAMBERTVILLE TOLL BRIDGE

COMPARATIVE STATEMENT OF TOLL TRAFFIC AND REVENUE

FEBRUARY 2019

JANUARY 1, 2018			JANUARY 1, 2019			MONTH OF			MONTH OF		
FEBRUARY 28, 2018			FEBRUARY 28, 2019			FEBRUARY 2018			FEBRUARY 2019		
59 DAYS			59 DAYS			28 DAYS			28 DAYS		
NUMBER OF VEHICLES	TOTAL REVENUE		NUMBER OF VEHICLES	TOTAL REVENUE	VEHICLE CLASS	NUMBER OF VEHICLES	TOTAL REVENUE		NUMBER OF VEHICLES	TOTAL REVENUE	
254,363 \$	255,181.00		255,757 \$	256,933.00	Passenger	122,611 \$	123,180.00		123,089 \$	123,518.00	
	(12,195.97)			(14,490.10)	Discounts *		(9,032.72)			(6,549.35)	
254,363 \$	242,985.03		255,757 \$	242,442.90	TOTAL PASSENGER	122,611 \$	114,147.28		123,089 \$	116,968.65	
5,164	33,255.30		8,253	53,192.75	2-Axle Trucks	3,933	25,335.70		2,437	15,679.95	
2,476	29,415.60		2,030	24,091.20	3-Axle Trucks	1,011	12,014.40		1,189	14,143.20	
1,457	22,732.80		1,414	22,094.40	4-Axle Trucks	639	9,969.60		673	10,491.20	
4,880	96,092.00		5,671	111,638.00	5-Axle Trucks	2,674	52,630.00		2,475	48,738.00	
164	3,727.20		179	4,099.20	6-Axle Trucks	85	1,958.40		91	2,071.20	
6	168.00		2	56.00	7-Axle Trucks	-	-		2	56.00	
					Permits						
14,147 \$	185,390.90		17,549 \$	215,171.55	TOTAL TRUCKS	8,342 \$	101,908.10		6,867 \$	91,179.55	
268,510 \$	428,375.93		273,306 \$	457,614.45	TOTAL TOLL VEHICLES	130,953 \$	216,055.38		129,956 \$	208,148.20	
4,551 \$	7,260.61		4,632 \$	7,756.18	DAILY	4,677 \$	7,716.26		4,641 \$	7,433.86	

Rate Change	
Traffic (toll)	
Autos	1.79%
Trucks	0.55%
Revenue	24.05%
Autos	6.83%
Trucks	-0.22%
	16.06%

Rate Change	
Traffic (toll)	
Autos	0.77%
Trucks	-0.39%
Revenue	21.48%
Autos	3.80%
Trucks	-2.41%
	11.77%

\* Discounts represents rebates for commuter discounts earned when a customer crosses the Commission's bridges 20 times in a 35 day period, as well as discounts for employee's and Commission vehicle's non-revenue crossings.

DELAWARE RIVER JOINT TOLL BRIDGE COMMISSION

178 TOLL BRIDGE

COMPARATIVE STATEMENT OF TOLL TRAFFIC AND REVENUE

FEBRUARY 2019

JANUARY 1, 2018 FEBRUARY 28, 2018 59 DAYS			JANUARY 1, 2019 FEBRUARY 28, 2019 59 DAYS			MONTH OF FEBRUARY 2019 28 DAYS			MONTH OF FEBRUARY 2018 28 DAYS		
NUMBER OF VEHICLES	TOTAL REVENUE		NUMBER OF VEHICLES	TOTAL REVENUE		VEHICLE CLASS	NUMBER OF VEHICLES	TOTAL REVENUE	NUMBER OF VEHICLES	TOTAL REVENUE	
1,195,311	\$ 1,201,601.00		1,157,232	\$ 1,164,597.00	(53,951.96)	Passenger	563,601	\$ 567,133.00	581,635	\$ 584,963.00	
	(58,228.49)					Discounts *		(29,016.50)		(32,097.78)	
1,195,311	\$ 1,143,372.51		1,157,232	\$ 1,110,645.04		TOTAL PASSENGER	563,601	\$ 538,116.50	581,635	\$ 552,865.22	
48,902	314,390.05		42,297	271,690.90		2-Axle Trucks	19,694	126,423.70	20,456	131,493.70	
23,183	273,195.60		23,615	278,184.00		3-Axle Trucks	10,681	125,916.00	10,765	126,914.40	
34,050	532,504.00		36,970	579,262.40		4-Axle Trucks	16,148	252,542.40	16,410	256,804.80	
358,384	7,012,418.00		362,629	7,098,856.00		5-Axle Trucks	172,490	3,376,916.00	174,116	3,406,226.00	
11,574	269,280.00		11,835	275,181.60		6-Axle Trucks	5,672	131,911.20	5,802	134,913.60	
452	12,842.80		370	11,078.80		7-Axle Trucks	128	3,813.60	239	6,844.40	
						Permits					
476,545	\$ 8,414,630.45		477,716	\$ 8,514,253.70		TOTAL TRUCKS	224,803	\$ 4,017,522.90	227,788	\$ 4,062,996.90	
1,671,856	\$ 9,558,002.96		1,634,948	\$ 9,624,896.74		TOTAL TOLL VEHICLES	788,404	\$ 4,555,639.40	809,423	\$ 4,615,862.12	
28,337	\$ 162,000.05		27,711	\$ 163,133.88		DAILY AVERAGE	28,157	\$ 162,701.41	28,908	\$ 164,852.22	

Rate Change	
Traffic (toll)	-2.21%
Autos	-3.19%
Trucks	0.25%
Revenue	0.70%
Autos	-2.86%
Trucks	1.18%

Rate Change	
Traffic (toll)	-2.60%
Autos	-3.10%
Trucks	-1.31%
Revenue	-1.30%
Autos	-2.67%
Trucks	-1.12%

\* Discounts represents rebates for commuter discounts earned when a customer crosses the Commission's bridges 20 times in a 35 day period, as well as discounts for employee's and Commission vehicle's non-revenue crossings.

DELAWARE RIVER JOINT TOLL BRIDGE COMMISSION

EASTON - PHILLIPSBURG TOLL BRIDGE

COMPARATIVE STATEMENT OF TOLL TRAFFIC AND REVENUE

FEBRUARY 2019

JANUARY 1, 2018 FEBRUARY 28, 2018 59 DAYS		JANUARY 1, 2019 FEBRUARY 28, 2019 59 DAYS		MONTH OF FEBRUARY 2019 28 DAYS		MONTH OF FEBRUARY 2018 28 DAYS		
NUMBER OF VEHICLES	TOTAL REVENUE	NUMBER OF VEHICLES	TOTAL REVENUE	VEHICLE CLASS	NUMBER OF VEHICLES	TOTAL REVENUE	NUMBER OF VEHICLES	TOTAL REVENUE
730,844	\$ 732,907.00 (26,311.61)	747,809	\$ 750,301.00 (28,315.89)	Passenger	362,937	\$ 364,136.00 (17,612.09)	353,187	\$ 354,203.00 (14,181.30)
730,844	\$ 706,595.39	747,809	\$ 721,985.11	TOTAL PASSENGER	362,937	\$ 346,523.91	353,187	\$ 340,021.70
11,802	76,198.20	16,794	108,381.00	2-Axle Trucks	8,063	52,051.35	5,592	36,108.80
5,256	62,246.40	5,325	63,126.00	3-Axle Trucks	2,608	30,951.60	2,520	29,870.40
4,120	65,356.80	4,319	68,438.40	4-Axle Trucks	1,798	28,472.00	2,160	34,283.20
18,138	356,118.00	18,477	363,314.00	5-Axle Trucks	8,836	173,814.00	9,039	177,536.00
114	2,702.40	108	2,558.40	6-Axle Trucks	53	1,255.20	59	1,399.20
8	224.00	6	168.00	7-Axle Trucks	2	56.00	4	112.00
		-		Permits	-	-		
39,438	\$ 562,845.80	45,029	\$ 605,985.80	TOTAL TRUCKS	21,360	\$ 286,600.15	19,374	\$ 279,309.60
770,282	\$ 1,269,441.19	792,838	\$ 1,327,970.91	TOTAL TOLL VEHICLES	384,297	\$ 633,124.06	372,561	\$ 619,331.30
13,056	\$ 21,515.95	13,438	\$ 22,507.98	DAILY AVERAGE	13,725	\$ 22,611.57	13,306	\$ 22,118.98
Rate Change							Rate Change	
Traffic (toll)							Traffic (toll)	
Autos	2.93%						Autos	3.15%
Trucks	2.32%						Trucks	2.76%
	14.18%							10.25%
Revenue	4.61%						Revenue	2.23%
Autos	2.18%						Autos	1.91%
Trucks	7.66%						Trucks	2.61%

Rate Change	
Traffic (toll)	
Autos	2.93%
Trucks	2.32%
Revenue	14.18%
Autos	4.61%
Trucks	2.18%
Revenue	7.66%

Rate Change	
Traffic (toll)	
Autos	3.15%
Trucks	2.76%
Revenue	10.25%
Autos	2.23%
Trucks	1.91%
Revenue	2.61%

\* Discounts represents rebates for commuter discounts earned when a customer crosses the Commission's bridges 20 times in a 35 day period, as well as discounts for employee's and Commission vehicle's non-revenue crossings.

DELAWARE RIVER JOINT TOLL BRIDGE COMMISSION

PORTLAND - COLUMBIA TOLL BRIDGE

COMPARATIVE STATEMENT OF TOLL TRAFFIC AND REVENUE

FEBRUARY 2019

JANUARY 1, 2018			JANUARY 1, 2019			MONTH OF			MONTH OF		
FEBRUARY 28, 2018			FEBRUARY 28, 2019			FEBRUARY 2019			FEBRUARY 2018		
59 DAYS			59 DAYS			28 DAYS			28 DAYS		
NUMBER OF VEHICLES	TOTAL REVENUE		NUMBER OF VEHICLES	TOTAL REVENUE	VEHICLE CLASS	NUMBER OF VEHICLES	TOTAL REVENUE		NUMBER OF VEHICLES	TOTAL REVENUE	
169,724	\$ 170,641.00		167,373	\$ 168,329.00	Passenger	80,832	\$ 81,280.00		82,909	\$ 83,334.00	
	(8,342.71)			(9,288.00)	Discounts *		(6,213.53)			(4,554.42)	
169,724	\$ 162,298.29		167,373	\$ 159,041.00	TOTAL PASSENGER	80,832	\$ 75,066.47		82,909	\$ 78,779.58	
2,815	18,183.75		3,513	22,614.80	2-Axle Trucks	1,706	10,981.10		1,420	9,185.80	
817	9,752.40		1,180	14,041.20	3-Axle Trucks	551	6,571.20		400	4,767.60	
4,217	67,371.20		3,588	57,198.40	4-Axle Trucks	1,770	28,233.60		2,226	35,560.00	
4,504	89,220.00		5,185	102,532.00	5-Axle Trucks	2,501	49,458.00		2,281	45,196.00	
65	1,557.60		77	1,840.80	6-Axle Trucks	40	960.00		32	765.60	
2	56.00		6	168.00	7-Axle Trucks	4	112.00		1	28.00	
-					Permits				-		
12,420	\$ 186,140.95		13,549	\$ 198,395.20	TOTAL TRUCKS	6,572	\$ 96,315.90		6,360	\$ 95,503.00	
182,144	\$ 348,439.24		180,922	\$ 357,436.20	TOTAL TOLL VEHICLES	87,404	\$ 171,382.37		89,269	\$ 174,282.58	
3,087	\$ 5,905.75		3,066	\$ 6,058.24	DAILY AVERAGE	3,122	\$ 6,120.80		3,188	\$ 6,224.38	

Rate Change	
Traffic (toll)	
Autos	-0.67%
Trucks	-1.39%
Revenue	9.09%
Autos	2.58%
Trucks	-2.01%
	6.58%

Rate Change	
Traffic (toll)	
Autos	-2.09%
Trucks	-2.51%
Revenue	3.33%
Autos	-1.66%
Trucks	-4.71%
	0.85%

\* Discounts represents rebates for commuter discounts earned when a customer crosses the Commission's bridges 20 times in a 35 day period, as well as discounts for employee's and Commission vehicle's non-revenue crossings.

DELAWARE RIVER JOINT TOLL BRIDGE COMMISSION

DELAWARE WATER GAP TOLL BRIDGE

COMPARATIVE STATEMENT OF TOLL TRAFFIC AND REVENUE

FEBRUARY 2019

JANUARY 1, 2018 FEBRUARY 28, 2018 59 DAYS			JANUARY 1, 2019 FEBRUARY 28, 2019 59 DAYS			MONTH OF FEBRUARY 2019 28 DAYS			MONTH OF FEBRUARY 2018 28 DAYS		
NUMBER OF VEHICLES	TOTAL REVENUE	NUMBER OF VEHICLES	TOTAL REVENUE	VEHICLE CLASS	NUMBER OF VEHICLES	TOTAL REVENUE	NUMBER OF VEHICLES	TOTAL REVENUE	NUMBER OF VEHICLES	TOTAL REVENUE	
1,090,956	\$ 1,094,925.00	1,125,283	\$ 1,129,811.00	Passenger	554,446	\$ 556,634.00	521,793	\$ 523,783.00			
-	(44,817.17)	-	(46,209.22)	Discounts *	-	(26,588.91)	-	(24,439.04)			
1,090,956	\$ 1,050,107.83	1,125,283	\$ 1,083,601.78	TOTAL PASSENGER	554,446	\$ 530,045.09	521,793	\$ 499,343.96			
46,121	296,633.35	25,822	165,904.05	2-Axle Trucks	12,633	81,173.30	25,678	165,172.15			
18,133	213,861.60	11,987	141,622.80	3-Axle Trucks	5,782	68,281.20	8,751	103,254.00			
17,709	277,372.80	13,676	214,000.00	4-Axle Trucks	6,243	97,668.80	9,057	142,096.00			
152,602	3,000,598.00	169,750	3,327,182.00	5-Axle Trucks	81,424	1,596,162.00	74,736	1,470,578.00			
5,444	127,620.00	5,059	118,118.40	6-Axle Trucks	2,456	57,333.60	2,740	64,228.80			
149	4,397.20	171	5,229.60	7-Axle Trucks	92	2,839.60	77	2,361.60			
-	-	226,465	\$ 3,972,056.85	TOTAL TRUCKS	108,630	\$ 1,903,458.50	-	-			
240,158	\$ 3,920,482.95						121,039	\$ 1,947,690.55			
1,331,114	\$ 4,970,590.78	1,351,748	\$ 5,055,658.63	TOTAL TOLL VEHICLES	663,076	\$ 2,433,503.59	642,832	\$ 2,447,034.51			
22,561	\$ 84,247.30	22,911	\$ 85,689.13	DAILY AVERAGE	23,681	\$ 86,910.84	22,958	\$ 87,394.09			
Rate Change					Rate Change						
Traffic (toll)					Traffic (toll)						
Autos				1.55%	Autos				3.15%	3.15%	
Trucks				-5.70%	Trucks				6.26%	6.26%	
Revenue				1.71%	Revenue				-10.25%	-10.25%	
Autos				3.19%	Autos				-0.55%	-0.55%	
Trucks				1.32%	Trucks				6.15%	6.15%	
									-2.27%	-2.27%	

Rate Change	
Traffic (toll)	1.55%
Autos	3.15%
Trucks	-5.70%
Revenue	1.71%
Autos	3.19%
Trucks	1.32%

Rate Change	
Traffic (toll)	3.15%
Autos	6.28%
Trucks	-10.25%
Revenue	-0.55%
Autos	6.15%
Trucks	-2.27%

\* Discounts represents rebates for commuter discounts earned when a customer crosses the Commission's bridges 20 times in a 35 day period, as well as discounts for employee's and Commission vehicle's non-revenue crossings.



DELAWARE RIVER JOINT TOLL BRIDGE COMMISSION

MILFORD - MONTAGUE TOLL BRIDGE

COMPARATIVE STATEMENT OF TOLL TRAFFIC AND REVENUE

FEBRUARY 2019

JANUARY 1, 2018			JANUARY 1, 2019			MONTH OF			MONTH OF		
FEBRUARY 28, 2018			FEBRUARY 28, 2019			FEBRUARY 2019			FEBRUARY 2018		
59 DAYS			59 DAYS			28 DAYS			28 DAYS		
NUMBER OF VEHICLES	TOTAL REVENUE		NUMBER OF VEHICLES	TOTAL REVENUE	VEHICLE CLASS	NUMBER OF VEHICLES	TOTAL REVENUE		NUMBER OF VEHICLES	TOTAL REVENUE	
167,399	\$ 168,113.00		164,221	\$ 165,081.00	Passenger	80,801	\$ 81,217.00		81,415	\$ 81,781.00	
	(8,126.56)			(8,557.03)	Discounts *		(5,603.97)			(4,290.91)	
167,399	\$ 159,986.44		164,221	\$ 156,523.97	TOTAL PASSENGER	80,801	\$ 75,613.03		81,415	\$ 77,490.09	
2,231	14,398.15		3,110	19,932.25	2-Axle Trucks	1,453	9,316.45		1,062	6,854.25	
312	3,708.00		280	3,085.20	3-Axle Trucks	128	1,519.20		180	2,137.20	
308	4,900.80		243	3,867.20	4-Axle Trucks	95	1,507.20		157	2,496.00	
1,455	28,868.00		1,564	30,960.00	5-Axle Trucks	750	14,850.00		749	14,856.00	
16	384.00		35	840.00	6-Axle Trucks	13	312.00		6	144.00	
-	-		1	28.00	7-Axle Trucks	-	-		-	-	
					Permits						
4,322	\$ 52,258.95		5,213	\$ 58,712.65	TOTAL TRUCKS	2,439	\$ 27,504.85		2,154	\$ 26,487.45	
171,721	\$ 212,245.39		169,434	\$ 215,236.62	TOTAL TOLL VEHICLES	83,240	\$ 103,117.88		83,569	\$ 103,977.54	
2,911	\$ 3,597.38		2,872	\$ 3,648.08	DAILY AVERAGE	2,973	\$ 3,682.78		2,985	\$ 3,713.48	

Rate Change	
Traffic (toll)	
Autos	-1.33%
Trucks	-1.90%
Revenue	20.62%
Autos	1.41%
Trucks	-2.16%
	12.35%

Rate Change	
Traffic (toll)	
Autos	-0.39%
Trucks	-0.75%
Revenue	13.23%
Autos	-0.83%
Trucks	-2.42%
	3.84%

\* Discounts represents rebates for commuter discounts earned when a customer crosses the Commission's bridges 20 times in a 35 day period, as well as discounts for employee's and Commission vehicle's non-revenue crossings.

**Delaware River Joint Toll Bridge Commission**  
**Toll Supported Bridge - Westbound Traffic Counts**  
**February 2019**

Bridge	Westbound Volume					
	February 2019	February 2018	% Change	YTD 2019	YTD 2018	% Change
Lower Trenton	319,621	323,595	-1.23%	665,819	658,045	1.18%
Calhoun Street	238,964	262,744	-9.05%	491,725	544,987	-9.77%
Scudder Falls <sup>1</sup>	745,085	815,240	-8.61%	1,581,008	1,681,638	-5.98%
Washington Crossing	93,348	90,027	3.69%	190,293	188,146	1.14%
New Hope - Lambertville	187,611	193,776	-3.18%	399,609	415,702	-3.87%
Centre Bridge - Stockton	58,449	59,036	-0.99%	114,090	112,234	1.65%
Uhlertown - Frenchtown	75,915	52,655	44.17%	149,838	114,342	31.04%
Upper Black Eddy - Milford	49,659	49,367	0.59%	103,040	103,157	-0.11%
Riegelsville	41,245	38,985	5.80%	85,972	80,443	6.87%
Northampton Street	324,292	329,817	-1.68%	666,509	682,725	-2.38%
Riverton - Belvidere <sup>2</sup>	73,303	72,572	1.01%	152,142	111,420	36.55%
Total	2,207,492	2,287,814	-3.51%	4,600,045	4,692,839	-1.98%

NOTES:

1. Construction began in June 2017 under contract T-668A for the Scudder Falls Replacement Bridge.
2. Feb 2018 WB number revised. 2018 data (EB & WB) was reversed. YTD 2018 not updated.

**Delaware River Joint Toll Bridge Commission**  
**Toll Supported Bridge - Two Way Traffic Counts**  
**February 2019**

Bridge	Total Volume					
	February 2019	February 2018	% Change	YTD 2019	YTD 2018	% Change
Lower Trenton	395,774	406,882	-2.73%	823,508	827,583	-0.49%
Calhoun Street	396,802	449,608	-11.74%	821,104	922,185	-10.96%
Scudder Falls	1,356,928	1,367,638	-0.78%	2,851,907	2,912,043	-2.07%
Washington Crossing	153,128	150,472	1.77%	314,057	314,853	-0.25%
New Hope - Lambertville	340,836	406,403	-16.13%	719,479	878,356	-18.09%
Centre Bridge - Stockton	107,232	108,772	-1.42%	227,929	224,169	1.68%
Uhlerstown - Frenchtown	129,112	104,694	23.32%	258,236	216,559	19.25%
Upper Black Eddy -Milford	88,979	89,325	-0.39%	185,366	186,284	-0.49%
Riegelsville	78,983	80,983	-2.47%	163,902	167,987	-2.43%
Northampton Street	453,910	499,361	-9.10%	941,856	1,039,312	-9.38%
Riverton - Belvidere	126,065	125,967	0.08%	261,775	263,273	-0.57%
Total	3,627,749	3,790,105	-4.28%	7,569,119	7,952,604	-4.82%

**NOTES:**

1. Construction began in June 2017 under contract T-668A for the Scudder Falls Replacement Bridge.

**Delaware River Joint Toll Bridge Commission**  
**Toll Bridge - Two Way Traffic Counts**  
**February 2019**

<b>Bridge</b>	<b>Total Volume (all classes)</b>				
	<b>February 2019</b>	<b>February 2018</b>	<b>% Change</b>	<b>YTD 2019</b>	<b>YTD 2018</b>
Trenton - Morrisville	1,624,194	1,650,822	-1.61%	3,384,288	3,393,769
New Hope - Lambertville	311,788	310,692	0.35%	653,151	644,092
Interstate 78	1,614,978	1,653,520	-2.33%	3,333,966	3,406,306
Easton - Phillipsburg	946,005	928,845	1.85%	1,951,667	1,928,593
Portland - Columbia <sup>1</sup>	191,591	190,401	0.62%	404,569	391,303
Delaware Water Gap <sup>2</sup>	1,263,057	1,258,311	0.38%	2,566,331	2,602,621
Milford - Montague	181,032	173,027	4.63%	371,916	358,352
<b>Total</b>	<b>6,132,645</b>	<b>6,165,618</b>	<b>-0.53%</b>	<b>12,665,888</b>	<b>12,725,036</b>

NOTES:

## **DELAWARE RIVER JOINT TOLL BRIDGE COMMISSION**

**Meeting of March 25, 2019**

### **STATISTICAL SUMMARY OF EXPENDITURES**

This includes reports entitled “**Budget vs Actual**” covering the month of February 2019 and the two month year-to-date (“YTD”) operations of fiscal year 2019 relative to Toll Bridges, Toll Supported Bridges and Administration departments.

Total expense plus encumbrance totaled \$5,371,370 for the month of February. For the 2019 fiscal period, total expense plus encumbrances amounted to \$10,228,007 or 82.9% of the YTD operating budget.

Expense categories are within their normal line item budgets. There were no unusual expenses recorded during the month.

**Delaware River Joint Toll Bridge Commission**  
**Budget vs Actual**  
**For the Two Months Ending February 28, 2019**

**TOTAL COMMISSION**

	<b>Annual Budget 2019</b>	<b>YTD Budget 2019</b>	<b>Expended For The Month</b>	<b>Expended Year To Date</b>	<b>Encumbered</b>	<b>Remaining Annual Budget</b>
Regular Employee Salaries	\$23,473,003	3,626,001	\$1,760,486	\$3,463,356	\$0	\$20,009,647
Part-Time Employee Wages	314,000	52,270	7,961	16,538	0	297,462
Summer Employee Wages	100,000	0	0	0	0	100,000
Overtime Wages	475,472	101,048	55,179	76,975	0	398,497
Pension Contributions	7,429,914	1,128,511	550,798	1,085,975	0	6,343,940
FICA Contributions	1,948,510	295,994	143,842	281,892	0	1,666,618
Regular Employee Healthcare Benefits	12,554,640	2,084,974	854,535	1,688,906	0	10,865,734
Life Insurance Benefits	235,178	39,101	19,484	38,772	0	196,406
Unemployment Compensation Benefits	44,100	11,025	214	214	0	43,886
Utility Expense	963,825	242,149	90,776	105,947	0	857,878
Office Expense	295,733	113,595	13,032	15,385	17,574	262,774
Telecommunication Expense	1,414,121	286,509	123,905	206,315	18,620	1,189,186
Information Technology Expense	733,984	115,945	45,209	60,408	30,574	643,002
Professional Development/Meetings	654,743	125,155	11,990	49,311	0	605,431
Vehicle Maintenance Expense and Fuel	461,701	243,325	43,736	51,667	3,035	406,998
Operations Maintenance Expense	1,502,394	688,966	114,136	123,089	41,840	1,337,465
ESS Operating Maintenance Expense	1,500,000	250,000	92,112	161,692	3,568	1,334,740
Commission Expense	22,050	3,675	3,099	3,099	0	18,951
Toll Collection Expense	75,291	12,549	4,794	5,485	46,168	23,638
Uniform Expense	173,622	28,177	1,405	5,779	0	167,842
Business Insurance	3,367,199	559,699	259,126	518,252	0	2,848,946
Licenses & Inspections Expense	10,878	3,729	1,872	1,872	0	9,006
Advertising	59,980	7,422	250	1,386	0	58,594
Professional Services	1,597,000	328,675	103,469	250,103	0	1,346,897
State Police Bridge Security	5,685,192	994,897	453,412	907,703	0	4,777,489
EZPass Equipment/Maintenance	1,326,270	221,045	88,160	158,688	0	1,167,582
General Contingency	300,000	50,000	0	0	0	300,000
EZPass Operating Expense	5,841,514	716,810	367,011	787,818	0	5,053,696
<b>Total</b>	<b>\$72,560,314</b>	<b>\$12,331,244</b>	<b>\$5,209,991</b>	<b>\$10,066,628</b>	<b>\$161,379</b>	<b>\$62,332,307</b>

**Delaware River Joint Toll Bridge Commission**  
**Budget vs Actual**  
**For the Two Months Ending February 28, 2019**

**ADMINISTRATION\***

	<b>Annual Budget 2019</b>	<b>YTD Budget 2019</b>	<b>Expended For The Month</b>	<b>Expended Year To Date</b>	<b>Encumbered</b>	<b>Remaining Annual Budget</b>
<b>OPERATING EXPENSE</b>						
Regular Employee Salaries	\$4,260,587	646,418	\$336,667	\$669,940	\$0	\$3,590,647
Overtime Wages	5,596	933	35	106	0	5,490
Pension Contributions	1,257,509	190,791	96,151	189,745	0	1,067,764
FICA Contributions	326,325	49,510	25,514	50,771	0	275,553
Regular Employee Healthcare Benefits	1,471,492	234,678	101,785	201,023	0	1,270,469
Life Insurance Benefits	40,687	6,686	4,824	6,875	0	33,812
Unemployment Compensation Benefits	44,100	11,025	214	214	0	43,886
Utility Expense	64,500	0	0	0	0	64,500
Office Expense	220,783	89,572	10,831	13,140	16,574	191,070
Telecommunication Expense	76,817	11,882	13,777	16,435	0	60,382
Information Technology Expense	710,000	111,568	45,209	60,408	30,574	619,018
Professional Development/Meetings	142,397	41,153	3,752	40,014	0	102,383
Vehicle Maintenance Expense and Fuel	7,768	461	0	0	0	7,768
Operations Maintenance Expense	56,000	0	0	0	0	56,000
Commission Expense	22,050	3,675	3,099	3,099	0	18,951
Uniform Expense	4,000	0	0	0	0	4,000
Business Insurance	143,393	22,399	10,907	21,813	0	121,580
Advertising	59,980	7,422	250	1,386	0	58,594
Professional Services	1,352,000	287,834	92,040	238,674	0	1,113,326
General Contingency	300,000	50,000	0	0	0	300,000
EZPass Operating Expense	20,300	3,383	0	0	0	20,300
<b>OPERATING EXPENSE SUBTOTAL</b>	<b>\$10,586,283</b>	<b>\$1,769,388</b>	<b>\$745,053</b>	<b>\$1,513,643</b>	<b>\$47,148</b>	<b>\$9,025,492</b>
<b>ADM OPS ALLOCATION</b>						
TES Allocation			11,128	21,814		
<b>ADM OPS ALLOCATION SUBTOTAL</b>			<b>\$11,128</b>	<b>\$21,814</b>		
<b>TOTAL EXPENSES</b>			<b>\$756,181</b>	<b>\$1,535,457</b>		

\* Includes Executive, Human Resources, Accounting, EZPass, Purchasing, Information Technology, Community Affairs and Contract/Compliance.

**Delaware River Joint Toll Bridge Commission**  
**Budget vs Actual**  
**For the Two Months Ending February 28, 2019**

**ADMINISTRATION - OPERATIONS\***

	<b>Annual Budget 2019</b>	<b>YTD Budget 2019</b>	<b>Expended For The Month</b>	<b>Expended Year To Date</b>	<b>Encumbered</b>	<b>Remaining Annual Budget</b>
<b>OPERATING EXPENSE</b>						
Regular Employee Salaries	\$3,192,487	492,689	\$235,490	\$450,267	\$0	\$2,742,220
Overtime Wages	34,000	5,667	1,229	2,749	0	31,251
Pension Contributions	1,294,780	203,722	95,031	187,322	0	1,107,458
FICA Contributions	332,506	52,327	24,372	48,008	0	284,498
Regular Employee Healthcare Benefits	1,628,033	271,228	92,929	200,093	0	1,427,940
Life Insurance Benefits	41,183	6,864	4,572	7,057	0	34,126
Office Expense	36,456	5,476	1,135	1,135	1,000	34,321
Telecommunication Expense	148,182	24,697	21,874	24,228	0	123,953
Professional Development/Meetings	482,099	80,258	8,300	8,828	0	473,271
Vehicle Maintenance Expense and Fuel	3,000	500	0	0	0	3,000
ESS Operating Maintenance Expense	1,500,000	250,000	92,112	161,692	3,568	1,334,740
Toll Collection Expense	300	50	0	0	0	300
Uniform Expense	23,744	3,957	122	3,248	0	20,496
Business Insurance	75,009	12,501	6,437	12,873	0	62,136
Professional Services	245,000	40,841	11,429	11,429	0	233,571
<b>OPERATING EXPENSE SUBTOTAL</b>	<b>\$9,036,778</b>	<b>\$1,450,776</b>	<b>\$595,033</b>	<b>\$1,118,930</b>	<b>\$4,568</b>	<b>\$7,913,281</b>
<b>ADM OPS ALLOCATION</b>						
TES Allocation			(84,147)	(164,954)		
Toll Operation Allocation			(53,804)	(111,093)		
Bridge Maint Allocation			(46,788)	(95,880)		
Maint/Toll Allocation			(18,993)	(37,131)		
PSBS Allocation			(276,029)	(516,130)		
<b>ADM OPS ALLOCATION SUBTOTAL</b>			<b>(\$479,760)</b>	<b>(\$925,187)</b>		
<b>TOTAL EXPENSES</b>			<b>\$115,272</b>	<b>\$193,743</b>		

\* Includes Engineering, Training & Employee Safety, Maintenance/Toll Operation, Public Safety and Bridge Security.



**Delaware River Joint Toll Bridge Commission**  
**Budget vs Actual**  
**For the Two Months Ending February 28, 2019**

**SOUTHERN REGION TOLL BRIDGE**

	<b>Annual Budget 2019</b>	<b>YTD Budget 2019</b>	<b>Expended For The Month</b>	<b>Expended Year To Date</b>	<b>Encumbered</b>	<b>Remaining Annual Budget</b>
<b>OPERATING EXPENSE</b>						
Regular Employee Salaries	\$3,054,367	484,011	\$236,281	\$470,996	\$0	\$2,583,371
Part-Time Employee Wages	61,760	11,314	820	2,017	0	59,743
Summer Employee Wages	40,232	0	0	0	0	40,232
Overtime Wages	65,856	18,278	9,880	11,314	0	54,542
Pension Contributions	920,466	141,641	67,558	133,168	0	787,297
FICA Contributions	246,499	37,931	18,568	36,670	0	209,829
Regular Employee Healthcare Benefits	1,784,575	297,247	124,641	242,926	0	1,541,648
Life Insurance Benefits	29,492	4,915	2,334	4,952	0	24,541
Utility Expense	274,155	65,441	43,091	40,017	0	234,139
Office Expense	6,419	2,456	343	343	0	6,076
Telecommunication Expense	144,906	39,299	8,985	14,136	0	130,770
Information Technology Expense	11,778	2,128	0	0	0	11,778
Professional Development/Meetings	5,116	872	325	337	0	4,779
Vehicle Maintenance Expense and Fuel	124,734	62,377	14,716	17,744	1,846	105,145
Operations Maintenance Expense	315,774	130,478	39,238	39,418	5,573	270,783
Toll Collection Expense	19,610	3,268	1,316	1,316	12,453	5,841
Uniform Expense	31,408	5,591	315	1,001	0	30,407
Business Insurance	692,086	115,348	56,168	112,336	0	579,750
Licenses & Inspections Expense	1,392	1,233	1,399	1,399	0	(7)
State Police Bridge Security	1,097,811	192,115	87,554	175,277	0	922,533
EZPass Equipment/Maintenance	373,013	62,169	25,096	44,540	0	328,473
EZPass Operating Expense	1,179,779	196,854	101,182	217,199	0	962,580
<b>OPERATING EXPENSE SUBTOTAL</b>	<b>\$10,481,229</b>	<b>\$1,874,965</b>	<b>\$839,810</b>	<b>\$1,567,107</b>	<b>\$19,872</b>	<b>\$8,894,251</b>
<b>ADM OPS ALLOCATION</b>						
TES Allocation			14,108	27,657		
Toll Operation Allocation			16,141	33,328		
Bridge Maint Allocation			10,293	21,094		
Maint/Toll Allocation			3,799	7,426		
PSBS Allocation			48,944	90,192		
<b>ADM OPS ALLOCATION SUBTOTAL</b>			<b>\$93,285</b>	<b>\$179,697</b>		
<b>TOTAL EXPENSES</b>			<b>\$933,095</b>	<b>\$1,746,803</b>		

**Delaware River Joint Toll Bridge Commission**  
**Budget vs Actual**  
**For the Two Months Ending February 28, 2019**

**CENTRAL REGION TOLL BRIDGE**

	<b>Annual Budget 2019</b>	<b>YTD Budget 2019</b>	<b>Expended For The Month</b>	<b>Expended Year To Date</b>	<b>Encumbered</b>	<b>Remaining Annual Budget</b>
<b>OPERATING EXPENSE</b>						
Regular Employee Salaries	\$4,171,520	662,638	\$331,283	\$633,391	\$0	\$3,538,129
Part-Time Employee Wages	134,750	22,458	4,867	9,350	0	125,400
Summer Employee Wages	41,012	0	0	0	0	41,012
Overtime Wages	105,482	17,582	12,907	17,703	0	87,779
Pension Contributions	1,284,878	197,717	94,304	185,890	0	1,098,989
FICA Contributions	339,776	52,285	26,187	49,531	0	290,245
Regular Employee Healthcare Benefits	2,410,741	401,544	173,616	333,762	0	2,076,979
Life Insurance Benefits	39,836	6,639	2,837	6,554	0	33,283
Utility Expense	305,770	87,110	25,298	30,519	0	275,251
Office Expense	11,947	5,977	494	494	0	11,454
Telecommunication Expense	417,913	106,248	28,458	57,572	18,620	341,721
Information Technology Expense	5,106	1,089	0	0	0	5,106
Professional Development/Meetings	13,716	1,264	(412)	106	0	13,610
Vehicle Maintenance Expense and Fuel	122,059	72,358	6,409	6,507	0	115,552
Operations Maintenance Expense	518,589	255,892	40,668	39,638	9,308	469,643
Toll Collection Expense	25,870	4,312	1,395	1,460	15,766	8,644
Uniform Expense	25,674	3,830	741	866	0	24,808
Business Insurance	868,105	144,684	70,600	141,200	0	726,904
Licenses & Inspections Expense	4,018	535	68	68	0	3,950
State Police Bridge Security	1,502,028	262,852	119,791	239,815	0	1,262,213
EZPass Equipment/Maintenance	455,905	75,984	25,637	56,077	0	399,828
EZPass Operating Expense	1,846,909	307,818	158,404	340,025	0	1,506,884
<b>OPERATING EXPENSE SUBTOTAL</b>	<b>\$14,651,604</b>	<b>\$2,690,815</b>	<b>\$1,123,552</b>	<b>\$2,150,527</b>	<b>\$43,694</b>	<b>\$12,457,382</b>
<b>ADM OPS ALLOCATION</b>						
TES Allocation			19,053	37,350		
Toll Operation Allocation			21,522	44,437		
Bridge Maint Allocation			14,036	28,764		
Maint/Toll Allocation			6,078	11,882		
PSBS Allocation			48,944	90,192		
<b>ADM OPS ALLOCATION SUBTOTAL</b>			<b>\$109,633</b>	<b>\$212,625</b>		
<b>TOTAL EXPENSES</b>			<b>\$1,233,185</b>	<b>\$2,363,152</b>		

**Delaware River Joint Toll Bridge Commission**  
**Budget vs Actual**  
**For the Two Months Ending February 28, 2019**

**NORTHERN REGION TOLL BRIDGE**

	<b>Annual Budget 2019</b>	<b>YTD Budget 2019</b>	<b>Expended For The Month</b>	<b>Expended Year To Date</b>	<b>Encumbered</b>	<b>Remaining Annual Budget</b>
<b>OPERATING EXPENSE</b>						
Regular Employee Salaries	\$4,268,426	677,229	\$320,330	\$634,527	\$0	\$3,633,900
Part-Time Employee Wages	117,490	18,498	2,275	5,172	0	112,318
Summer Employee Wages	18,757	0	0	0	0	18,757
Overtime Wages	152,317	34,166	21,440	31,722	0	120,595
Pension Contributions	1,304,119	200,678	95,717	188,673	0	1,115,446
FICA Contributions	348,610	53,644	25,875	50,473	0	298,137
Regular Employee Healthcare Benefits	2,379,433	400,511	171,068	328,732	0	2,050,701
Life Insurance Benefits	40,762	6,794	3,102	6,789	0	33,973
Utility Expense	196,212	66,332	13,679	24,116	0	172,096
Office Expense	11,648	8,701	180	225	0	11,423
Telecommunication Expense	343,845	57,308	28,421	50,108	0	293,737
Information Technology Expense	7,100	1,160	0	0	0	7,100
Professional Development/Meetings	4,702	490	26	26	0	4,676
Vehicle Maintenance Expense and Fuel	140,660	63,056	17,781	22,586	1,189	116,885
Operations Maintenance Expense	369,092	182,790	32,608	42,100	22,619	304,374
Toll Collection Expense	29,511	4,919	2,084	2,709	17,949	8,853
Uniform Expense	25,245	3,521	110	547	0	24,698
Business Insurance	760,528	126,755	62,264	124,528	0	636,000
Licenses & Inspections Expense	2,744	936	225	225	0	2,519
State Police Bridge Security	983,538	172,117	78,440	157,033	0	826,506
EZPass Equipment/Maintenance	497,351	82,892	37,428	58,071	0	439,280
EZPass Operating Expense	1,252,526	208,754	107,424	230,594	0	1,021,932
<b>OPERATING EXPENSE SUBTOTAL</b>	<b>\$13,254,616</b>	<b>\$2,371,250</b>	<b>\$1,020,475</b>	<b>\$1,958,954</b>	<b>\$41,757</b>	<b>\$11,253,904</b>
<b>ADM OPS ALLOCATION</b>						
TES Allocation			19,305	37,843		
Toll Operation Allocation			16,141	33,328		
Bridge Maint Allocation			11,229	23,011		
Maint/Toll Allocation			4,558	8,911		
PSBS Allocation			73,416	135,288		
<b>ADM OPS ALLOCATION SUBTOTAL</b>			<b>\$124,649</b>	<b>\$238,382</b>		
<b>TOTAL EXPENSES</b>			<b>\$1,145,125</b>	<b>\$2,197,336</b>		

**Delaware River Joint Toll Bridge Commission**  
**Budget vs Actual**  
**For the Two Months Ending February 28, 2019**

**SOUTHERN DIVISION TOLL SUPPORTED BRIDGES**

	<b>Annual Budget 2019</b>	<b>YTD Budget 2019</b>	<b>Expended For The Month</b>	<b>Expended Year To Date</b>	<b>Encumbered</b>	<b>Remaining Annual Budget</b>
<b>OPERATING EXPENSE</b>						
Regular Employee Salaries	\$2,511,371	341,485	\$148,231	\$295,418	\$0	\$2,215,953
Overtime Wages	61,033	15,892	7,186	9,494	0	51,539
Pension Contributions	758,859	100,202	56,146	110,684	0	648,175
FICA Contributions	196,789	25,984	11,727	22,996	0	173,793
Regular Employee Healthcare Benefits	1,628,033	271,172	105,497	214,417	0	1,413,616
Life Insurance Benefits	23,983	3,997	515	3,183	0	20,800
Utility Expense	76,745	15,454	5,036	6,609	0	70,136
Office Expense	7,500	1,250	0	0	0	7,500
Telecommunication Expense	109,824	18,304	9,413	16,636	0	93,188
Professional Development/Meetings	4,165	694	0	0	0	4,165
Vehicle Maintenance Expense and Fuel	46,063	34,116	4,830	4,830	0	41,233
Operations Maintenance Expense	169,009	88,535	1,465	1,775	4,340	162,894
Uniform Expense	53,409	9,630	0	0	0	53,409
Business Insurance	625,967	104,328	35,954	71,909	0	554,059
Licenses & Inspections Expense	882	773	180	180	0	702
State Police Bridge Security	1,602,087	280,362	127,771	255,791	0	1,346,297
EZPass Operating Expense	1,542,000	0	0	0	0	1,542,000
<b>OPERATING EXPENSE SUBTOTAL</b>	<b>\$9,417,719</b>	<b>\$1,312,178</b>	<b>\$513,950</b>	<b>\$1,013,922</b>	<b>\$4,340</b>	<b>\$8,399,458</b>
<b>ADM OPS ALLOCATION</b>						
TES Allocation			10,654	20,885		
Bridge Maint Allocation			6,082	12,464		
Maint/Toll Allocation			2,469	4,827		
PSBS Allocation			67,894	129,152		
<b>ADM OPS ALLOCATION SUBTOTAL</b>			<b>\$87,100</b>	<b>\$167,328</b>		
<b>TOTAL EXPENSES</b>			<b>\$601,049</b>	<b>\$1,181,250</b>		

**Delaware River Joint Toll Bridge Commission**  
**Budget vs Actual**  
**For the Two Months Ending February 28, 2019**

**NORTHERN DIVISION TOLL SUPPORTED BRIDGES**

	<b>Annual Budget 2019</b>	<b>YTD Budget 2019</b>	<b>Expended For The Month</b>	<b>Expended Year To Date</b>	<b>Encumbered</b>	<b>Remaining Annual Budget</b>
<b>OPERATING EXPENSE</b>						
Regular Employee Salaries	\$2,014,245	321,532	\$152,205	\$308,818	\$0	\$1,705,428
Overtime Wages	51,188	8,531	2,503	3,887	0	47,301
Pension Contributions	609,303	93,759	45,891	90,492	0	518,811
FICA Contributions	158,006	24,313	11,599	23,443	0	134,563
Regular Employee Healthcare Benefits	1,252,333	208,594	84,998	167,953	0	1,084,380
Life Insurance Benefits	19,235	3,206	1,300	3,363	0	15,873
Utility Expense	46,443	7,812	3,672	4,687	0	41,757
Office Expense	980	163	49	49	0	931
Telecommunication Expense	172,634	28,772	12,976	27,199	0	145,435
Professional Development/Meetings	2,548	425	0	0	0	2,548
Vehicle Maintenance Expense and Fuel	17,416	10,457	0	0	0	17,416
Operations Maintenance Expense	73,930	31,271	158	158	0	73,773
Uniform Expense	10,141	1,648	117	117	0	10,024
Business Insurance	202,110	33,685	16,796	33,593	0	168,517
Licenses & Inspections Expense	1,842	252	0	0	0	1,842
State Police Bridge Security	499,728	87,451	39,855	79,787	0	419,941
<b>OPERATING EXPENSE SUBTOTAL</b>	<b>\$5,132,085</b>	<b>\$861,871</b>	<b>\$372,119</b>	<b>\$743,545</b>	<b>\$0</b>	<b>\$4,388,540</b>
<b>ADM OPS ALLOCATION</b>						
TES Allocation			9,899	19,405		
Bridge Maint Allocation			5,147	10,547		
Maint/Toll Allocation			2,089	4,084		
PSBS Allocation			36,830	71,305		
<b>ADM OPS ALLOCATION SUBTOTAL</b>			<b>\$53,965</b>	<b>\$105,341</b>		
<b>TOTAL EXPENSES</b>			<b>\$426,084</b>	<b>\$848,886</b>		

**DELAWARE RIVER JOINT TOLL BRIDGE COMMISSION SYSTEM**  
**STATEMENT OF REVENUE AND EXPENSES FOR THE TWO MONTHS ENDED FEBRUARY 28, 2019**

	Southern Toll Bridges	Central Toll Bridges	Northern Toll Bridges	Toll Bridges Subtotal	Southern Region TSB	Northern Region TSB	TSB Subtotal	Administration Operation	Administration Administrative	ADM Subtotal	TOTAL 2019	TOTAL 2018
<b>TOLL REVENUE</b>												
Net Toll Revenue	3,045,385	10,731,941	5,517,678	19,295,004	-	-	-	-	-	-	19,295,004	19,039,212
EZPass Fee	73,728	113,974	76,952	264,654	-	-	-	-	-	-	264,654	317,798
Net Violation Fee Income	88,408	192,323	104,947	385,678	-	-	-	-	-	-	385,678	1,587,626
<b>REVENUE FROM TOLL</b>	<b>\$ 3,207,520</b>	<b>\$ 11,038,238</b>	<b>\$ 5,699,577</b>	<b>\$ 19,945,335</b>	<b>\$ -</b>	<b>\$ -</b>	<b>\$ -</b>	<b>\$ -</b>	<b>\$ -</b>	<b>\$ -</b>	<b>\$ 19,945,335</b>	<b>\$ 20,944,635</b>
<b>OPERATING EXPENSE</b>												
Regular Employee Salaries	470,996	633,391	634,527	1,738,913	295,418	308,818	604,236	450,267	669,940	1,120,207	3,463,356	3,132,311
Part-Time Employee Wages	2,017	9,350	5,172	16,538	-	-	-	-	-	-	16,538	39,888
Summer Employee Wages	-	-	-	-	-	-	-	-	-	-	-	-
Overtime Wages	11,314	17,703	31,722	60,739	9,494	3,887	13,381	2,749	106	2,855	76,975	114,169
Pension Contributions	133,168	185,890	188,673	507,731	110,684	90,492	201,176	187,322	189,745	377,067	1,085,975	1,024,470
FICA Contributions	36,670	49,531	50,473	136,674	22,996	23,443	46,438	48,008	50,771	98,780	281,892	261,090
Regular Employee Healthcare Benefits	242,926	333,762	328,732	905,420	214,417	167,953	382,370	200,093	201,023	401,116	1,688,906	948,693
Life Insurance Benefits	4,952	6,554	6,789	18,295	3,183	3,363	6,545	7,057	6,875	13,932	38,772	36,081
Unemployment Compensation Benefits	-	-	-	-	-	-	-	-	214	214	12,041	-
Utility Expense	40,017	30,519	24,116	94,651	6,609	4,687	11,296	-	-	-	105,947	139,765
Office Expense	343	494	225	1,061	-	49	49	1,135	13,140	14,275	15,385	25,685
Telecommunication Expense	14,136	57,572	50,108	121,817	16,636	27,199	43,835	24,228	16,435	40,663	206,315	173,142
Information Technology Expense	-	-	-	-	-	-	-	-	60,408	60,408	60,408	111,287
Professional Development/Meetings	337	106	26	469	-	-	-	-	40,014	48,842	49,311	40,293
Vehicle Maintenance Expense and Fuel	17,744	6,507	22,586	46,836	4,830	-	4,830	-	-	-	51,667	49,536
Operations Maintenance Expense	39,418	39,638	42,100	121,156	1,775	158	1,933	-	-	-	123,089	145,249
ESS Operating Maintenance Expense	-	-	-	-	-	-	-	161,692	-	161,692	161,692	106,151
Commission Expense	-	-	-	-	-	-	-	-	3,099	3,099	3,099	1,947
Toll Collection Expense	1,316	1,460	2,709	5,485	-	-	-	-	-	-	5,485	6,159
Uniform Expense	1,001	866	547	2,414	-	-	-	-	-	-	5,779	4,962
Business Insurance	112,336	141,200	124,528	378,064	71,909	33,593	105,502	12,873	21,813	34,686	518,252	495,434
Licenses & Inspections Expense	1,399	68	225	1,692	180	-	180	-	-	-	1,872	1,132
Advertising	-	-	-	-	-	-	-	-	-	-	1,386	1,759
Professional Services	-	-	-	-	-	-	-	-	-	-	250,103	365,926
State Police Bridge Security	175,277	239,815	157,033	572,125	255,791	79,787	335,578	11,429	238,674	250,103	907,703	920,921
EZPass Equipment/Maintenance	44,540	56,077	58,071	158,688	-	-	-	-	-	-	158,688	194,084
General Contingency	-	-	-	-	-	-	-	-	-	-	-	-
EZPass Operating Expense	217,199	340,025	230,594	787,818	-	-	-	-	-	-	-	-
<b>TOTAL OP, MAINT, &amp; ADM</b>	<b>\$ 1,567,107</b>	<b>\$ 2,150,527</b>	<b>\$ 1,958,954</b>	<b>\$ 5,676,588</b>	<b>\$ 1,013,922</b>	<b>\$ 743,545</b>	<b>\$ 1,757,467</b>	<b>\$ 1,118,930</b>	<b>\$ 1,513,643</b>	<b>\$ 2,632,573</b>	<b>\$ 10,066,628</b>	<b>\$ 9,016,493</b>
<b>ADM OPS ALLOCATION</b>												
TES Allocation	27,657	37,350	37,843	102,849	20,885	19,405	40,290	(164,954)	21,814	(143,139)	-	-
Toll Ops Allocation	33,328	44,437	33,328	111,093	-	-	-	(111,093)	-	(111,093)	-	-
Bridge Maint Allocation	21,094	28,764	23,011	72,869	12,464	10,547	23,011	(95,880)	-	(95,880)	-	-
Main/Toll Allocation	7,426	11,882	8,911	28,220	4,827	4,084	8,911	(37,131)	-	(37,131)	-	-
PSBS Allocation	90,192	90,192	135,288	315,673	129,152	71,305	200,457	(516,130)	-	(516,130)	-	-
<b>TOTAL ADM OPS ALLOCATION</b>	<b>\$ 179,697</b>	<b>\$ 212,625</b>	<b>\$ 238,382</b>	<b>\$ 630,704</b>	<b>\$ 167,328</b>	<b>\$ 105,341</b>	<b>\$ 272,669</b>	<b>\$ (925,187)</b>	<b>\$ 21,814</b>	<b>\$ (903,373)</b>	<b>\$ -</b>	<b>\$ -</b>
<b>OTHER OPERATING INC/EXP</b>												
Other Operating Income	-	-	-	-	-	-	-	-	5,621	5,621	5,621	4,598
<b>TOTAL OTHER OP INC</b>	<b>\$ -</b>	<b>\$ -</b>	<b>\$ -</b>	<b>\$ -</b>	<b>\$ -</b>	<b>\$ -</b>	<b>\$ -</b>	<b>\$ -</b>	<b>\$ 5,621</b>	<b>\$ 5,621</b>	<b>\$ 5,621</b>	<b>\$ 4,598</b>
<b>NET OPERATING INC</b>	<b>\$ 1,460,717</b>	<b>\$ 8,675,086</b>	<b>\$ 3,502,241</b>	<b>\$ 13,638,043</b>	<b>\$ (4,181,250)</b>	<b>\$ (848,886)</b>	<b>\$ (2,030,136)</b>	<b>\$ (195,743)</b>	<b>\$ (4,529,836)</b>	<b>\$ (1,723,579)</b>	<b>\$ 9,884,328</b>	<b>\$ 11,932,740</b>
<b>NON-OPERATING REV/EXP</b>												
Interest Revenue	-	-	-	-	-	-	-	-	-	-	2,244,203	708,424
Other Non-Operating Revenue	-	-	-	-	-	-	-	-	-	-	21,317	-
Interest Expense	-	-	-	-	-	-	-	-	-	-	(4,976,585)	(4,993,379)
Depreciation Expense	-	-	-	-	-	-	-	-	-	-	-	-
<b>TOTAL NON-OPS REV/EXP</b>	<b>\$ -</b>	<b>\$ -</b>	<b>\$ -</b>	<b>\$ -</b>	<b>\$ -</b>	<b>\$ -</b>	<b>\$ -</b>	<b>\$ -</b>	<b>\$ (2,711,066)</b>	<b>\$ (2,711,066)</b>	<b>\$ (4,284,955)</b>	<b>\$ (4,284,955)</b>
<b>CHANGE IN NET ASSETS</b>											<b>\$ 7,173,263</b>	<b>\$ 7,647,785</b>

# **DELAWARE RIVER JOINT TOLL BRIDGE COMMISSION**

**Meeting of March 25, 2019**

## **ADMINISTRATION**

The following Pages reflect the reports on those items assigned to the Administration Department. Each item is reported separately and page numbered accordingly.

\*\*\*

\*\*\*

**DELAWARE RIVER JOINT TOLL BRIDGE COMMISSION**

**Meeting of March 25, 2019**

**PURCHASING REPORT INDEX**

**MONTH OF FEBRUARY 2019**

<b>SUBJECT</b>	<b>DESCRIPTION</b>	<b>PAGE NUMBER</b>
<b>Purchasing</b>	<b>Monthly Purchasing Report Covering the Month of February, 2019</b>	<b>1-4</b>



# **DELAWARE RIVER JOINT TOLL BRIDGE COMMISSION**

**Meeting of March 25, 2019**

## **MONTHLY PURCHASING REPORT**

**Month of February 2019**

This report itemizes all orders for purchases made for the month of February, 2019, showing the divisions chargeable for the expense and the source of authority for issuance of the purchase order. This authority is broken into three categories:

- (1) By authority of the Commission
- (2) By authority of the Executive Director or his designate
- (3) By authority of the Director

The purchasing activities for the month of February 2019, culminated in the preparation and placement of 42 purchase orders in the total amount of \$233,661.06. For three (3) of these purchases, eight (8) price inquiries were sent out for an average of 2.67 inquiries per Order ( $8/3 = 2.67$ ).

Procurements of over \$5,000.00 during the period of February 2019 are shown below:

- One (1) Purchase Order was issued, in the total amount of \$46,168.10 for armored truck services;
- One (1) Purchase Order was issued, in the total amount of \$20,412.00 for the network monitoring of 21 routers;
- One (1) Purchase Order was issued, in the total amount of \$20,226.60 for the Gravel Hill Radio Tower rental;
- One (1) Purchase Order was let, in the total amount of \$18,619.00 for copy charges for all locations for all of 2019;
- A Purchase Order was issued, in the total amount of \$16,068.29 for software maintenance renewal.

In addition to the practices employed incidental to purchase of materials, etc., from vendors on a direct basis, the Commission also purchases via direct utilization of the purchasing processes of the State of New Jersey, the Commonwealth of Pennsylvania and other joint purchasing arrangements.

**DELAWARE RIVER JOINT TOLL BRIDGE COMMISSION  
REPORT OF PURCHASING ACTIVITIES**

February 2019

PO Number	Vendor Name	General Description	Req Dept	Contract/Resolution/ Comment	Commission	** BY AUTHORITY OF ** Director of Purchasing	Director
20190001	GOVCONNECTION, INC.	ANTI-VIRUS MAINTENANCE RENEWAL	IT			10,881.00	
20190002	CDW-G	NETWORK MONITORING/MANAGEMENT	IT	NJ M-0003		20,412.00	
20190003	OVERHEAD DOOR CO OF ALLENTOWN	GARAGE DOOR OPENER	PC			995.00	
20190004	PPC LUBRICANTS	MOTOR OIL 55- GALLON DRUMS	DWG	PA 4400006868		139.15	
20190005	SHAMMY SHINE CAR WASHES	CAR WASH SERVICE AS NEEDED	EP			1,500.00	
20190006	BINSKY SERVICE	HVAC SERVICES	TM			6,830.61	
20190007	GRAYBAR ELECTRIC CAPITAL RESERVE	I78 GARAGE CELL TOWER REPEATER	IT		2,752.22		
20190008	CUMMINS-ALLISON CORPORATION	SERVICE - COUNTING MACHINE	TM			320.00	
20190009	CUMMINS-ALLISON CORPORATION	CURRENCY COUNTER REPAIR	DWG			1,156.89	
20190010	GOVCONNECTION, INC.	EMAIL FILTER RENEWAL	IT	PA COSTARS 3		956.00	
20190011	GOVCONNECTION, INC.	WEB FILTER RENEWAL	IT	PA COSTARS 6		9,432.00	
20190012	PITNEY BOWES	POSTAGE FOR TMMETER	EO			2,000.00	
20190013	INDUSTRIAL COMMUNICATIONS CO	HOLLAND TWP. TOWER SITE RENTAL	EP			2,678.07	
20190014	JOHNSON DISTRIBUTING, INC.	VEHICLE CLEANER	DWG			955.50	
20190015	SYMPRO	TREASURY SWARE MAINT RENEWAL	IT			16,068.29	
20190016	FOLEY, INC.	CABLE ASSEMBLY	TM	PA 4400011420		124.45	
20190017	CRYSTAL SPRINGS	BOTTLED WATER DELIVERY	TM			374.00	
20190018	KENCOR ELEVATOR SYSTEMS	ELEVATOR PM & EMERGENT SERVICE	MULTI			4,704.00	
20190019	DFM ENTERPRISES, INC.	BRIDGEMASTER ANNUAL INSPECTION	DWG			2,000.00	
20190020	ASSOCIATED IMAGING SOLUTIONS	COPY CHARGES	PUR	PA COSTARS-1		18,619.00	
20190021	QUENCH	WATER COOLER CONTRACT	MULTI			7,640.64	

**DELAWARE RIVER JOINT TOLL BRIDGE COMMISSION**  
**REPORT OF PURCHASING ACTIVITIES**  
**February 2019**

PO Number	Vendor Name	General Description	Req Dept	Contract/Resolution/ Comment	Commission	Director of Purchasing
20190022	FOLEY, INC.	BOX ASSEMBLY- BATTERY	TM			719.16
20190023	SERVICE TIRE TRUCK CTRS	TIRE REPLACEMENTS- BRIDGEMASTER	DWG			8,864.40
20190024	FOLEY, INC.	TREAD/PLATE ASSEMBLY	TM			347.18
20190025	FOLEY, INC.	PARTS/EQUIPMENT	TM			964.08
20190026	HOFFMAN EQUIPMENT	SERVICE OF VOLVO LOADER	NHL			1,498.98
20190027	GOODYEAR AUTO SERVICE CENTER	AUTO REPAIR / SUPPLIES	TM			576.56
20190028	SCHNEIDER ELECTRIC BUILDING AMERICAS, INC.	TOLL SERGEANT OFFICE DOOR	ESS			8,000.00
20190029	J&J TRUCK EQUIPMENT	AUTO REPAIR / SUPPLIES	TM			1,273.50
20190030	FRED BEANS FORD	AUTO REPAIR / SUPPLIES	TM			319.82
20190031	CDW-G	AIRWATCH RENEWAL	IT	PA COSTARS 6-64		1,475.00
20190032	DFM ENTERPRISES, INC.	2019 BRIDGEMASTER REPAIRS	MULTI			12,763.56
20190033	GARDA CL ATLANTIC, INC	ARMORED TRUCK SERVICE 7 SITES	MULTI			46,168.10
20190034	MONTAGUE TOOL & SUPPLY CO INC	POWERHEAD FOR EDGE TRIMMER	MM			621.61
20190035	DOCUSAFE INC.	OFF-SITE RECORD SVCS-2019	ENG			1,000.00
20190036	INDUSTRIAL COMMUNICATIONS CO	TOWER RENTAL	EP			20,226.60
20190037	J. FLETCHER CREAMER & SONS, INC	GUIDE RAIL REPAIR/REPLACE	PC	ENG 3426-12-17	684.00	
20190038	J. FLETCHER CREAMER & SONS, INC	GUIDE RAIL REPAIR/REPLACE	DWG	ENG 3426-12-17	1,350.00	
20190039	J. FLETCHER CREAMER & SONS, INC	GUIDE RAIL REPAIR/REPLACE	DWG	ENG 3426-12-17	5,400.00	
20190040	J. FLETCHER CREAMER & SONS, INC	GUIDE RAIL REPAIR/REPLACE	DWG	ENG 3426-12-17	6,734.00	
20190041	SIGNAL SERVICE INC	WASHINGTON CROSSING BRIDGE LED	SDTS	PA COSTARS 18-15		3,568.00
20190042	INDUSTRIAL HOSE & SUPPLY INC.	HYD HOSE ASSEMBLY	MM			567.69

**DELAWARE RIVER JOINT TOLL BRIDGE COMMISSION**  
**REPORT OF PURCHASING ACTIVITIES**  
**February 2019**

PO Number	Vendor Name	General Description	Req Dept	Contract/Resolution/ Comment	Commission	Director of Purchasing	Director
Purchase Order Count: 42							
<b>AUTHORITY TOTALS:</b>					<b>\$16,920.22</b>	<b>\$216,740.84</b>	<b>\$0.00</b>
<b>GRAND TOTAL:</b>					<b>\$ 233,661.06</b>		

Delaware River Joint Toll Bridge Commission  
Meeting of March 25, 2019

**E-Z PASS REPORT  
CUSTOMER SERVICE CENTER/VIOLATIONS PROCESSING CENTER  
OPERATIONS (CSC/VPC) REPORT FOR THE E-ZPASS SYSTEM  
FEBRUARY 2019**

<b>SUBJECT</b>	<b>DESCRIPTION</b>	<b>PAGE NUMBER</b>
<b>E-ZPass CSC/VPC Operations Report</b>	<b>E-ZPass CSC/VPC Operations Report February</b>	<b>1-3</b>

Delaware River Joint Toll Bridge Commission  
Meeting of March 25, 2019

**E-Z PASS REPORT  
CUSTOMER SERVICE CENTER/VIOLATIONS PROCESSING CENTER  
OPERATIONS (CSC/VPC) REPORT FOR THE E-ZPASS SYSTEM  
FEBRUARY 2019**

E-ZPass Account and Transponder Information as reported by Conduent State and Local  
Solutions, Inc. (CSC/VPC Provider)

Total Number of Migrated DRJTBC and NJ CSC E-ZPass Accounts

Migrated Business Accounts	Migrated Private Accounts	Total Number of Migrated Accounts	Total Number of NJ CSC Active Accounts
1,654	77,339	78,993	3,021,623

Total Number of Migrated DRJTBC (029) Transponders and NJ CSC E-ZPass Transponders

Migrated Business Account Transponders	Migrated Private Account Transponders	Total Number of Migrated Transponders	Total Number of NJ CSC Active Transponders
9,228	131,323	140,551	5,379,709

The Commission will be able to identify 78,993 migrated accounts through a prefix account number (60000). This number will precede the 4-digit account assigned to these accounts. The prefix number was provided in order for the Commission to identify all migrated E-ZPass accounts.

Delaware River Joint Toll Bridge Commission  
Meeting of March 25, 2019

**E-Z PASS REPORT**  
**CUSTOMER SERVICE CENTER/VIOLATIONS PROCESSING CENTER (CSC/VPC)**  
**OPERATIONS REPORT FOR THE E-ZPASS SYSTEM**  
**FEBRUARY 2019**

<b>E-ZPass Department Call Activity</b>	<b>Total Calls for February</b>
<b><i>CSC/VPC Inquiries</i></b>	
Account Modification Requests	64
Violation Notification Inquires	13
<b><i>General Commission Inquiries</i></b>	
Calls referred to Other Departments (H.R., Eng., ESS)	11
<b><i>Web-Inquiries</i></b>	
Account Updates	6
Violations	3
Disputes	0
<b>TOTAL NUMBER OF CALLS</b>	<b>97</b>

E-ZPass account modification requests and violation inquiries represent an increase in calls for February.

Delaware River Joint Toll Bridge Commission  
Meeting of March 25, 2019

**E-Z PASS REPORT  
CUSTOMER SERVICE CENTER/VIOLATIONS PROCESSING CENTER (CSC/VPC)  
OPERATIONS REPORT FOR THE E-ZPASS SYSTEM  
FEBRUARY 2019**

**CSC/VPC Pre-Migration Collection Update:**

As a result of pre-migration collection efforts from January 2015 through February 2019, Professional Account Management (PAM) a Duncan Solutions Company reports \$167,021.45 collected in outstanding tolls and fees.

The Commission provided Professional Account Management (PAM) with notification to terminate the Agreement on March 7, 2019 and thereby, terminating the pre-migration collection effort.

**CSC/VPC Post-Migration Collection Update:**

As a result of post-migration collection efforts from May 2014 – February 2019, New Jersey E-ZPass reports \$3,504,104.18 collected in tolls and \$12,674,983.82 collected in fees.

**Violation Camera Monitoring:**

The E-ZPass Department in tandem with TransCore's Field Service Technicians (FSTs) monitor vehicle license plate images in the Southern, Central and Northern Regions through the Commission's Violation Enforcement System (VES).

**IAG, New Jersey Turnpike Authority (NJTA) and Electronic Toll Collection System (ETC) Meetings and Workshops**

Continue to represent the Commission at the following committees, meetings and workshops:

1. IAG Reciprocity Committee
2. IAG Public Relations & Marketing Committee
3. IAG Legal Committee
4. IAG Rental/Fleet Car Subgroup Committee
5. New Jersey Turnpike Authority Project Status Meetings
6. New Jersey Customer Service Center Requirements Meetings
7. Scudder Falls Bridge CSC Requirements Meetings



**DELAWARE RIVER JOINT TOLL BRIDGE COMMISSION**  
**Meeting of March 25, 2019**

**ELECTRONIC TOLL COLLECTION PROGRAM**

**MONTH OF FEBRUARY 2019**

<b>SUBJECT</b>	<b>DESCRIPTION</b>	<b>PAGE NUMBER</b>
ETC PROGRAM	Electronic Toll Collection Program Report	1

**DELAWARE RIVER JOINT TOLL BRIDGE COMMISSION**  
**Meeting of March 25, 2019**

**ELECTRONIC TOLL COLLECTION PROGRAM**  
**MONTH OF FEBRUARY 2018**

The following items were recently initiated, accomplished or performed during the above noted month:

Activities for the In-Lane Toll System

1. TransCore is coordinating with the Scudder Falls Bridge construction management team for the implementation of the electronic toll collection system at the Scudder Falls Bridge once the building and gantry are complete. TransCore is receiving the various lane components and are being placed in storage at their local maintenance facility.
2. Commission Staff and TransCore meet monthly to review and discuss system operational and maintenance items. A weekly call also takes place to briefly review system maintenance items for the week.

Activities for the E-ZPass Customer Service Center/Violation Processing Center

1. The new NJ Customer Service Center (CSC) is live. The New Jersey Turnpike Authority (NJTA), as the lead agency, is facilitating all meetings with the other agencies and Conduent to manage the implementation of outstanding system elements. Commission staff, Conduent, HNTB and representative from the other agencies that are included in the NJ CSC participated in follow-up workshops to review the AET invoice templates, website FAQs, and interactive voice response call tree, that will be implemented for the Scudder Falls Bridge.

General Electronic Toll Collection Program Activities

1. Mr. Stracciolini participated in the IAG E-ZPass Executive Management Committee meeting and Policy Committee meetings.

**Delaware River Joint Toll Bridge Commission  
Meeting of March 25, 2019**

**CONTRACT COMPLIANCE REPORT INDEX**

**Month of February 2019**

<b>SUBJECT</b>	<b>DESCRIPTION</b>	<b>PAGE NUMBER</b>
<b>Contract Compliance Program Operations Report</b>	<b>Operations Report February 2019</b>	<b>1-23</b>

**Delaware River Joint Toll Bridge Commission  
Meeting of March 25, 2019**

**TABLE OF CONTENTS**

	<b><u>PAGE</u></b>
CONTRACT COMPLIANCE DEPARTMENT - IBE PROGRAM OVERVIEW	<b>3</b>
PROFESSIONAL SERVICES & CONSTRUCTION CONTRACTOR(S) 25% IBE TARGET STATUS ( <i>ACTIVE &amp; COMPLETED</i> )	<b>4</b>
<i>Reference:</i> Active Professional & Construction Projects Payment Detail Report	<b>7 - 13</b>
<i>Reference:</i> Final Report Card for Completed Professional Services and Construction Projects	<b>14 - 17</b>
PRIME CONTRACTOR(S) & SUBCONTRACTOR(S) WORKFORCE UTILIZATION BY HOURS & ETHNICITY CATEGORIES	<b>5</b>
<i>Reference:</i> Workforce Utilization Summary – Active Construction Projects	<b>18 - 19</b>
MWSBE PROGRAM COMMITMENTS FOR PROFESSIONAL AND CONSTRUCTION ( <i>ACTIVE &amp; COMPLETED</i> )	<b>6</b>
<i>Reference:</i> Minority, Women, and Small Business Enterprise Program Overview	<b>20</b>
<i>Reference:</i> MWSBE Commitments for Professional Services - Active Projects	<b>21</b>
<i>Reference:</i> MWSBE Professional & Construction Projects Final Commitment	<b>22 - 23</b>

**Delaware River Joint Toll Bridge Commission  
Meeting of March 25, 2019**

**IBE PROGRAM OVERVIEW**

The Delaware River Joint Toll Bridge Commission (Commission) established an IBE Program (MBE/WBE/SBE/DBE/DsBE/VBE) with a target of 25% for all Professional Services and Construction Contracts awarded by the Commission effective July 1, 2014. To date, the Commission has awarded fifty-one (51) contracts, with the IBE Program requirements. Currently, there are **31** active projects and **20** completed projects.

**IBE Program Requirements**

The Commission began using Elation Systems effective January 2017, as the online system for Payment Verification and Certified Payroll Reporting (CPR). All contracts awarded by the Commission to a Prime Consultant/Prime Contractor and their Subconsultants and Subcontractors use this service free of charge. Online training is available to vendors on how to use Elation Systems. The Contract Compliance Department and Elation Support Staff are available to assist all users.

The Contract Compliance Department (CCD) monitors, posts and reports data in regards to all payments. The CCD also reviews all Certified Payrolls submitted into Elation Systems.

*The following are all mandatory requirements:*

**Company On-Line Registration:**

- i. All Primes must register their company and activate an account in Elation Systems; *and*
- ii. All Primes must also ensure that all Subconsultants and Subcontractors register their company and activate an account in Elation Systems.

**Payment Verification:**

- i. Prime Contractors must post all payments to their Subconsultants and/or Subcontractors in Elation Systems; *and*
- ii. Prime Contractors and their Subconsultants and/or Subcontractors must confirm all payments received in Elation Systems.

**Certified Payroll Reporting:**

- i. All Prime Contractors are responsible for assigning someone from their staff with the responsibility to review, approve, and upload their CPR(s) on a weekly basis into Elation Systems; *and*
- ii. All Prime Contractors must also ensure that their Subcontractors upload their CPR(s) on a weekly basis into Elation Systems.

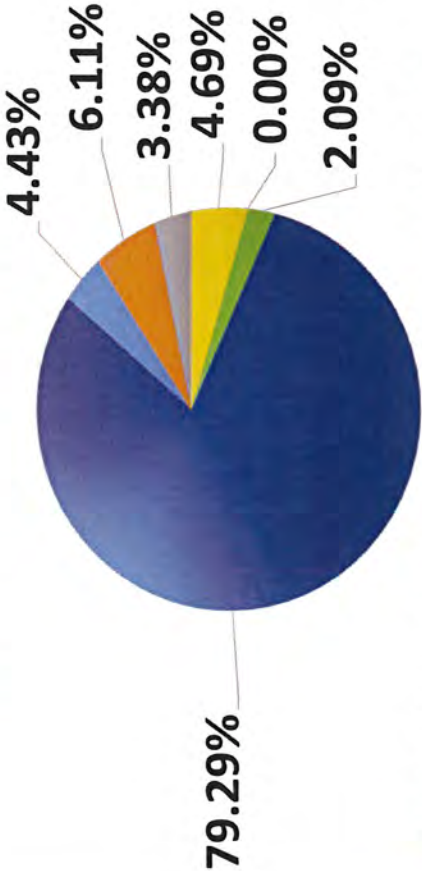
Prime Consultants / Contractors IBE Target performance will be displayed / available on the Commission's public website.

PROFESSIONAL SERVICES AND CONSTRUCTION CONTRACTORS 25% IBE TARGET STATUS

ACTIVE PROJECTS

Current IBE Status: 20.71%

Prime Contract Payments: \$ 240,752,450.22  
Total Payments to IBEs: \$ 49,857,705.49



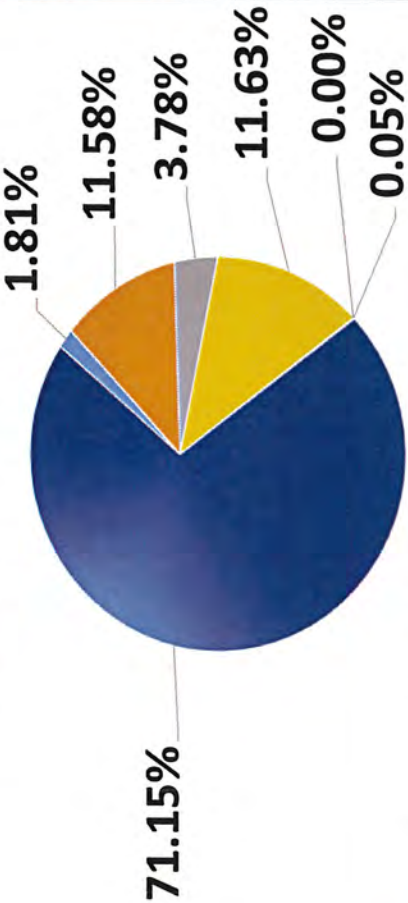
MBE \$ 10,675,753.25  
SBE \$ 7,720,953.36  
DsBE \$ 0.00  
Non-IBE \$ 190,894,744.73  
WBE \$ 14,704,092.00  
DBE \$ 11,292,724.75  
VBE \$ 5,040,346.96

Data reflected above is available on pages 7 thru 13.

COMPLETED PROJECTS

Final IBE Status: 28.85%

Prime Final Contract Value(s): \$ 41,846,885.95  
Total Payments to IBEs: \$ 12,071,576.34



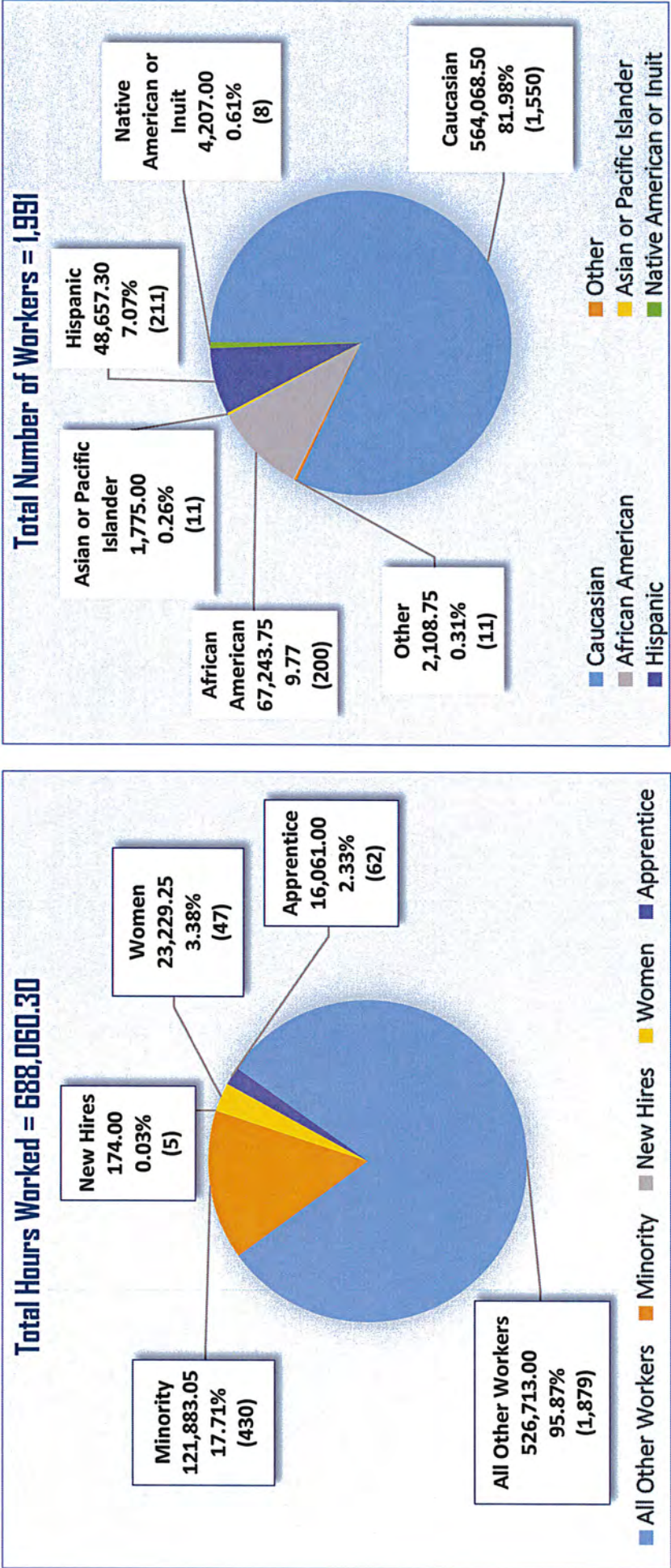
MBE \$ 755,925.04  
SBE \$ 1,582,662.31  
DsBE \$ 0.00  
Non-IBE \$ 29,775,309.61  
WBE \$ 4,847,486.11  
DBE \$ 4,865,955.78  
VBE \$ 19,547.10

Data reflected above is available on pages 14 thru 17.



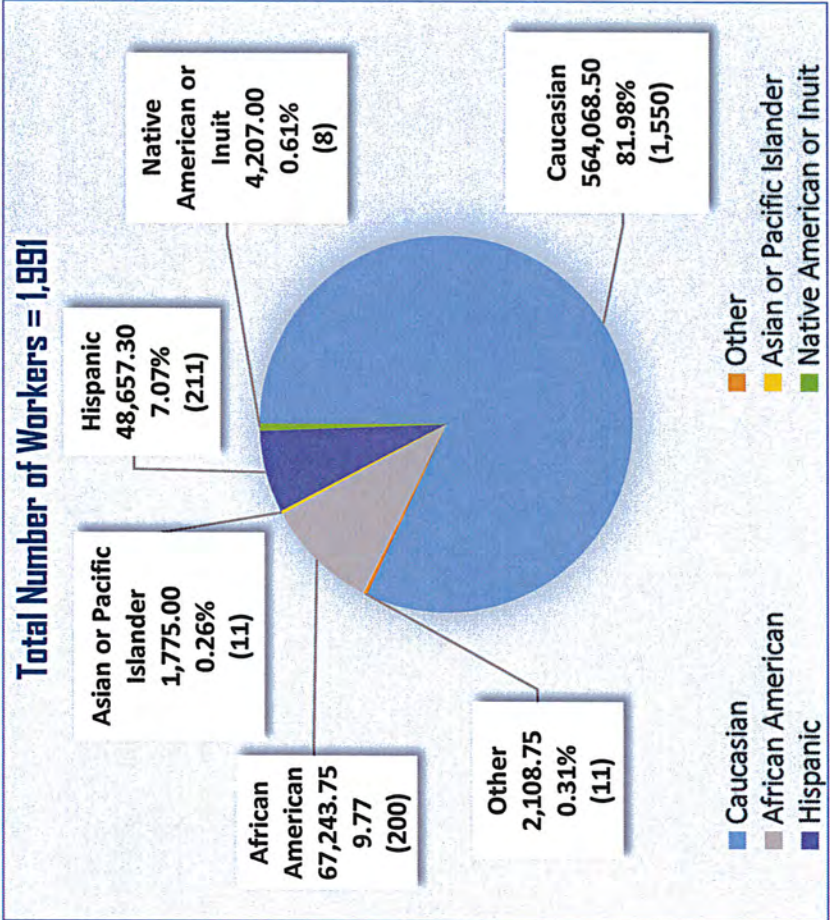
PRIME CONTRACTOR(S) & SUBCONTRACTOR(S) WORKFORCE UTILIZATION CATEGORIES BY HOURS, WORKERS & ETHNICITY

WORKER CATEGORIES  
Hours, Percentages and Workers



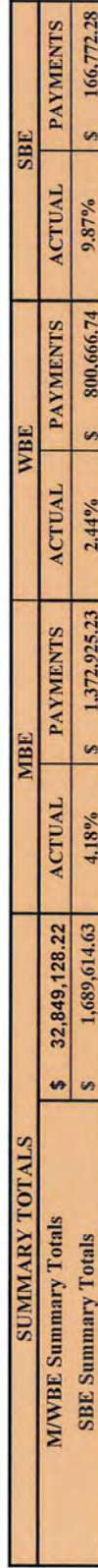
The details relative to the above data are available on pages 18 thru 19.

ETHNICITY CATEGORIES  
Hours, Percentages and Workers



The details relative to the above data are available on pages 18 thru 19.

### ACTIVE (MWSBE) PROJECTS



	MBE	WBE	SBE
Goals	7.00%	3.00%	25.00%
Actuals	8.39%	5.62%	19.09%

SUMMARY TOTALS		MBE		WBE		SBE	
		ACTUAL	PAYMENTS	ACTUAL	PAYMENTS	ACTUAL	PAYMENTS
M/WBE Summary Totals	\$ 140,969,647.22						
SBE Summary Totals	\$ 16,763,290.12	8.39%	\$ 11,821,406.11	5.62%	\$ 7,926,186.07	19.09%	\$ 3,199,858.45

9



# Active Professional Services and Construction Projects Payments Detail Report

Total Prime's Contracts Value	\$551,160,880.71
Total Payments to IBEs	\$49,857,705.49
Total Payments to Primes	\$240,752,450.22
IBE Target	25.00%
IBE Actual	20.71%

\*Meeting or Exceeding the Target\*  
 \*Not Yet Met the Target\*

PROJECT TITLE	PRIME CONTRACTOR	CONTRACT VALUES	PAYMENT TOTALS	IBE TARGET	IBE ACTUAL	IBE TYPE	START DATE	END DATE
1	GANNETT FLEMING ARCHITECTS, INC.	\$ 3,012,681.45	\$ 220,351.15	25%	40.89%	SBE	02/26/2018	12/31/2021
	Churchill Consulting Engineers	\$ 234,386.60	\$ 45,389.08	07.78%	20.60%	SBE		
	Harrison-Hammett, P.C.	\$ 208,176.29	\$ 1,620.55	06.91%	0.74%	SBE		
	INSABELLADESIGN	\$ 87,367.76	\$ 947.95	02.90%	0.43%	WBE		
	Promatech, Inc.	\$ 72,304.35	\$ -	02.40%	0.00%	DBE		
	USA Architects	\$ 35,549.64	\$ 12,729.48	01.18%	5.78%	SBE		
	USA Environmental Management, Inc.	\$ 160,877.19	\$ 29,412.29	05.34%	13.35%	SBE		
	IBE TOTAL(\$)	\$ 798,661.83	\$ 90,099.35					
C-519A / Southern Openarations & Maintenance Facilities Improvements								
PROJECT TITLE	PRIME CONTRACTOR	CONTRACT VALUES	PAYMENT TOTALS	IBE TARGET	IBE ACTUAL	IBE TYPE	START DATE	END DATE
2	GANNETT FLEMING ARCHITECTS, INC.	\$ 651,157.49	\$ 504,246.00	25%	3.88%	DBE	02/29/2016	12/31/2018
	Malick & Sherer	\$ 65,115.75	\$ 7,175.01	10.00%	1.42%	DBE		
	SJH Engineering, P.C.	\$ 97,673.62	\$ 12,390.84	15.00%	2.46%	DBE		
	IBE TOTAL(\$)	\$ 162,789.37	\$ 19,565.85					
C-644A / I-78 Bridges & Approach Slab Rehabilitation								
PROJECT TITLE	PRIME CONTRACTOR	CONTRACT VALUES	PAYMENT TOTALS	IBE TARGET	IBE ACTUAL	IBE TYPE	START DATE	END DATE
3	JOSEPH JINGOLI & SON, INC.	\$ 300,000.00	\$ 287,274.16	25%	4.66%	MBE	10/27/2014	05/05/2019
	Burris Contracting, Inc.	\$ 75,000.00	\$ 13,380.00	25.00%	4.66%	MBE		
	JBC Associates, Inc.	\$ -	\$ -	00.00%	0.00%	DBE		
	USA Architects	\$ -	\$ -	00.00%	0.00%	SBE		
	IBE TOTAL(\$)	\$ 75,000.00	\$ 13,380.00					
C-657A / Building Construction Management Services Level 3 Toll Bridge Facilities Energy Contract - PA Assignment								
PROJECT TITLE	PRIME CONTRACTOR	CONTRACT VALUES	PAYMENT TOTALS	IBE TARGET	IBE ACTUAL	IBE TYPE	START DATE	END DATE
4	MICHAEL BAKER INTERNATIONAL	\$ 28,490,033.74	\$ 29,507,829.49	25%	21.55%	WBE	02/23/2015	12/31/2021
	Amy S. Greene Environmental Consultants, Inc.	\$ 225,188.11	\$ 153,525.76	0.79%	0.52%	WBE		
	French & Parrello Associates	\$ 1,788,635.76	\$ 1,736,378.16	6.28%	5.88%	VBE		
	IH Engineers, P.C.	\$ 2,661,914.43	\$ 2,758,402.62	9.34%	9.35%	MBE		
	Naik Consulting Group, P.C.	\$ 1,590,883.80	\$ 1,572,719.09	5.58%	5.33%	DBE		
	Stokes Creative Group, Inc.	\$ 475,397.11	\$ 137,447.10	1.67%	0.47%	WBE		
C-660A / SFB Replacement Project Final Design Services								

		IBE TOTAL(s)		\$	6,742,019.21	\$	6,358,472.73				
5	C-662A / SFB Replacement Public Involvement Services	PROJECT TITLE	PRIME CONTRACTOR	CONTRACT VALUES	PAYMENT TOTALS	IBE TARGET	IBE ACTUAL	IBE TYPE	START DATE	END DATE	
			McCORMICK TAYLOR, INC.	\$	1,800,016.87	\$	1,031,628.88	25%	09/28/2015	12/30/2021	
			Information Logistics, Inc.	\$	385,299.00	\$	2,795.00	21.41%			
			Stokes Creative Group, Inc.	\$	630,005.90	\$	268,276.29	35.00%			
			IBE TOTAL(s)	\$	1,015,304.90	\$	271,071.29				
6	C-684A / General Engineering Services 2015-2018 Annual Inspections	PROJECT TITLE	PRIME CONTRACTOR	CONTRACT VALUES	PAYMENT TOTALS	IBE TARGET	IBE ACTUAL	IBE TYPE	START DATE	END DATE	
			CHERRY, WEBER & ASSOCIATES, P.C.	\$	840,000.00	\$	775,343.12	25%	02/23/2015	12/31/2018	
			SIH Engineering, P.C.	\$	216,000.00	\$	177,364.07	25.71%			
			IBE TOTAL(s)	\$	216,000.00	\$	177,364.07				
7	C-696A / Engineering Services - PA Assignment	PROJECT TITLE	PRIME CONTRACTOR	CONTRACT VALUES	PAYMENT TOTALS	IBE TARGET	IBE ACTUAL	IBE TYPE	START DATE	END DATE	
			JOHNSON, MIRMIRAN & THOMPSON, INC.	\$	500,000.00	\$	282,327.97	25%	10/26/2015	06/30/2019	
			ACT Engineers, Inc.	\$	25,000.00	\$	-	05.00%			
			Batta Environmental Associates, Inc.	\$	19,925.00	\$	17,675.75	03.99%			
			Envision Consultants, LTD	\$	25,000.00	\$	-	05.00%			
8	C-696B / Engineering Services - NJ Assignment	PROJECT TITLE	PRIME CONTRACTOR	CONTRACT VALUES	PAYMENT TOTALS	IBE TARGET	IBE ACTUAL	IBE TYPE	START DATE	END DATE	
			FRENCH & PARRELLO ASSOCIATES - (IBE)	\$	500,000.00	\$	139,135.60	100%	07/18/2016	05/31/2019	
			Ellana, Inc.	\$	25,000.00	\$	-	05.00%			
			USA Architects	\$	75,000.00	\$	40,502.02	15.00%			
			IBE TOTAL(s)	\$	100,000.00	\$	40,502.02				
9	C-701A / Engineering Services for Electronic Toll Collection Systems	PROJECT TITLE	PRIME CONTRACTOR	CONTRACT VALUES	PAYMENT TOTALS	IBE TARGET	IBE ACTUAL	IBE TYPE	START DATE	END DATE	
			RUMMEL, KLEPPER & KAHL, LLP	\$	500,000.00	\$	394,337.36	25%	06/07/2016	02/07/2019	
			Fagan Consulting, LLC	\$	50,000.00	\$	24,116.83	10.00%			
			KS Engineers, P.C.	\$	35,000.00	\$	-	07.00%			
			Navarro & Wright Consulting Engineers, Inc.	\$	54,027.04	\$	54,445.79	10.81%			
10	C-701B / Engineering Services for Electronic Toll Collection Systems	PROJECT TITLE	PRIME CONTRACTOR	CONTRACT VALUES	PAYMENT TOTALS	IBE TARGET	IBE ACTUAL	IBE TYPE	START DATE	END DATE	
			Spock Solutions, Inc.	\$	40,000.00	\$	9,075.00	08.00%			
			IBE TOTAL(s)	\$	179,027.04	\$	87,637.62				



**C-702B / Structural / Civil Task Order Agreement - NJ Assignment**

Amy S. Greene Environmental Consultants, Inc.	\$	50,000.00	\$	-	05.00%	0.00%	WBE
<b>IBE TOTAL(s)</b>	\$	50,000.00	\$	-			

PROJECT TITLE	PRIME CONTRACTOR	CONTRACT VALUES	PAYMENT TOTALS	IBE TARGET	IBE ACTUAL	IBE TYPE	START DATE	END DATE
11	URBAN ENGINEERS, INC.	\$	365,382.89	25%	24.54%		12/20/2016	12/19/2018
	Batta Environmental Associates, Inc.	\$	29,267.45	05.85%	0.00%	DBE		
	HRV Conformance Verification Associates, Inc.	\$	62,138.40	12.43%	17.24%	DBE		
	Malick & Scherer	\$	5,000.00	01.00%	0.00%	MBE		
<b>C-703A / Construction Management Services for PA Assignment</b>	McKenna Safety Services, LLC	\$	10,205.00	12.00%	2.79%	WBE		
	RIG Consulting, Inc.	\$	5,000.00	01.00%	0.00%	DBE		
	Stokes Creative Group, Inc.	\$	16,482.74	12.00%	4.51%	WBE		
	<b>IBE TOTAL(s)</b>	\$	221,405.85					
		\$	89,676.75					

PROJECT TITLE	PRIME CONTRACTOR	CONTRACT VALUES	PAYMENT TOTALS	IBE TARGET	IBE ACTUAL	IBE TYPE	START DATE	END DATE
12	USA ARCHITECTS - (IBE)	\$	1,183,258.69	100%	85.96%	SBE	02/28/2017	11/30/2019
	ACT Engineers, Inc.	\$	137,645.17	10.00%	2.26%	WBE		
	Ellana, Inc.	\$	63,089.05	04.58%	4.39%	WBE		
<b>C-707A / SFB Commission Administration Building at Scudder Falls</b>	French & Parrello Associates	\$	219,911.20	39.96%	18.59%	VBE		
	IEI Group, LTD	\$	87,770.85	07.80%	7.42%	WBE		
	<b>IBE TOTAL(s)</b>	\$	386,363.21					

PROJECT TITLE	PRIME CONTRACTOR	CONTRACT VALUES	PAYMENT TOTALS	IBE TARGET	IBE ACTUAL	IBE TYPE	START DATE	END DATE
13	PENNONI ASSOCIATES, INC.	\$	193,103.68	25%	17.10%		06/27/2017	06/26/2019
	Envision Consultants, LTD	\$	50,000.00	05.00%	0.00%	DBE		
<b>C-715A / Structural / Civil Task Order Agreement - PA Assignment</b>	Malick & Scherer	\$	33,027.35	10.00%	17.10%	DBE		
	<b>IBE TOTAL(s)</b>	\$	33,027.35					

PROJECT TITLE	PRIME CONTRACTOR	CONTRACT VALUES	PAYMENT TOTALS	IBE TARGET	IBE ACTUAL	IBE TYPE	START DATE	END DATE
14	JOHNSON, MIRMIRAN & THOMPSON, INC.	\$	-	25%	0.00%		09/24/2018	09/30/2020
	ACT Engineers, Inc.	\$	25,000.00	05.00%	0.00%	SBE		
	American Geotechnical & Environmental Services, Inc.	\$	25,000.00	05.00%	0.00%	DBE		
	Batta Environmental Associates, Inc.	\$	25,000.00	05.00%	0.00%	DBE		
<b>C-716A / Facilities Task Order Agreement</b>	Envision Consultants, LTD	\$	-	05.00%	0.00%	WBE		
	SIH Engineering, P.C.	\$	50,000.00	10.00%	0.00%	MBE		
	Traffic Planning and Design, Inc.	\$	-	00.00%	0.00%	SBE		
	<b>IBE TOTAL(s)</b>	\$	150,000.00					

PROJECT TITLE	PRIME CONTRACTOR	CONTRACT VALUES	PAYMENT TOTALS	IBE TARGET	IBE ACTUAL	IBE TYPE	START DATE	END DATE
---------------	------------------	-----------------	----------------	------------	------------	----------	------------	----------

15	C-729A / Facilities Task Order Agreement - NJ Assignment	FRENCH & PARRELLO ASSOCIATES - (IBE)																																																																																																																																																																																																																																																																																																																																																																																																																																																																																																																																																																																																																																																																																																																																																																																																																																																																																																																																																																																																																																																																																																																																																																																																																																																																																																																																																																																																																																																																																																																																																																																																																									
----	--	--------------------------------------	--	--	--	--	--	--	--	--	--	--	--	--	--	--	--	--	--	--	--	--	--	--	--	--	--	--	--	--	--	--	--	--	--	--	--	--	--	--	--	--	--	--	--	--	--	--	--	--	--	--	--	--	--	--	--	--	--	--	--	--	--	--	--	--	--	--	--	--	--	--	--	--	--	--	--	--	--	--	--	--	--	--	--	--	--	--	--	--	--	--	--	--	--	--	--	--	--	--	--	--	--	--	--	--	--	--	--	--	--	--	--	--	--	--	--	--	--	--	--	--	--	--	--	--	--	--	--	--	--	--	--	--	--	--	--	--	--	--	--	--	--	--	--	--	--	--	--	--	--	--	--	--	--	--	--	--	--	--	--	--	--	--	--	--	--	--	--	--	--	--	--	--	--	--	--	--	--	--	--	--	--	--	--	--	--	--	--	--	--	--	--	--	--	--	--	--	--	--	--	--	--	--	--	--	--	--	--	--	--	--	--	--	--	--	--	--	--	--	--	--	--	--	--	--	--	--	--	--	--	--	--	--	--	--	--	--	--	--	--	--	--	--	--	--	--	--	--	--	--	--	--	--	--	--	--	--	--	--	--	--	--	--	--	--	--	--	--	--	--	--	--	--	--	--	--	--	--	--	--	--	--	--	--	--	--	--	--	--	--	--	--	--	--	--	--	--	--	--	--	--	--	--	--	--	--	--	--	--	--	--	--	--	--	--	--	--	--	--	--	--	--	--	--	--	--	--	--	--	--	--	--	--	--	--	--	--	--	--	--	--	--	--	--	--	--	--	--	--	--	--	--	--	--	--	--	--	--	--	--	--	--	--	--	--	--	--	--	--	--	--	--	--	--	--	--	--	--	--	--	--	--	--	--	--	--	--	--	--	--	--	--	--	--	--	--	--	--	--	--	--	--	--	--	--	--	--	--	--	--	--	--	--	--	--	--	--	--	--	--	--	--	--	--	--	--	--	--	--	--	--	--	--	--	--	--	--	--	--	--	--	--	--	--	--	--	--	--	--	--	--	--	--	--	--	--	--	--	--	--	--	--	--	--	--	--	--	--	--	--	--	--	--	--	--	--	--	--	--	--	--	--	--	--	--	--	--	--	--	--	--	--	--	--	--	--	--	--	--	--	--	--	--	--	--	--	--	--	--	--	--	--	--	--	--	--	--	--	--	--	--	--	--	--	--	--	--	--	--	--	--	--	--	--	--	--	--	--	--	--	--	--	--	--	--	--	--	--	--	--	--	--	--	--	--	--	--	--	--	--	--	--	--	--	--	--	--	--	--	--	--	--	--	--	--	--	--	--	--	--	--	--	--	--	--	--	--	--	--	--	--	--	--	--	--	--	--	--	--	--	--	--	--	--	--	--	--	--	--	--	--	--	--	--	--	--	--	--	--	--	--	--	--	--	--	--	--	--	--	--	--	--	--	--	--	--	--	--	--	--	--	--	--	--	--	--	--	--	--	--	--	--	--	--	--	--	--	--	--	--	--	--	--	--	--	--	--	--	--	--	--	--	--	--	--	--	--	--	--	--	--	--	--	--	--	--	--	--	--	--	--	--	--	--	--	--	--	--	--	--	--	--	--	--	--	--	--	--	--	--	--	--	--	--	--	--	--	--	--	--	--	--	--	--	--	--	--	--	--	--	--	--	--	--	--	--	--	--	--	--	--	--	--	--	--	--	--	--	--	--	--	--	--	--	--	--	--	--	--	--	--	--	--	--	--	--	--	--	--	--	--	--	--	--	--	--	--	--	--	--	--	--	--	--	--	--	--	--	--	--	--	--	--	--	--	--	--	--	--	--	--	--	--	--	--	--	--	--	--	--	--	--	--	--	--	--	--	--	--	--	--	--	--	--	--	--	--	--	--	--	--	--	--	--	--	--	--	--	--	--	--	--	--	--	--	--	--	--	--	--	--	--	--	--	--	--	--	--	--	--	--	--	--	--	--	--	--	--	--	--	--	--	--	--	--	--	--	--	--	--	--	--	--	--	--	--	--	--	--	--	--	--	--	--	--	--	--	--	--	--	--	--	--	--	--	--	--	--	--	--	--	--	--	--	--	--	--	--	--	--	--	--	--	--	--	--	--	--	--	--	--	--	--	--	--	--	--	--	--	--	--	--	--	--	--	--	--	--	--	--	--	--	--	--	--	--	--	--	--	--	--	--	--	--	--	--	--	--	--	--	--	--	--	--	--	--	--	--	--	--	--	--	--	--	--	--	--	--	--	--	--	--	--	--	--	--	--	--	--	--	--	--	--	--	--	--	--	--	--	--	--	--	--	--	--	--	--	--	--	--	--	--	--	--	--	--	--	--	--	--	--	--	--	--	--	--	--	--	--	--	--	--	--	--	--	--	--	--	--	--	--	--	--	--	--	--	--	--	--	--	--	--	--	--	--	--	--	--	--	--	--	--	--	--	--	--	--	--	--	--	--	--	--	--	--	--	--	--	--	--	--	--	--	--	--	--	--	--	--	--	--	--	--	--	--	--	--	--	--	--	--	--	--	--	--	--	--	--	--	--	--	--	--	--	--	--	--	--	--	--	--	--	--	--	--	--	--	--	--	--	--	--	--	--	--	--	--	--	--	--	--	--	--	--	--	--	--	--	--	--	--	--	--	--	--	--	--	--	--	--	--	--	--	--	--	--	--	--	--	--	--	--	--	--	--	--	--	--	--	--	--	--	--	--	--	--	--	--	--	--	--	--	--	--	--	--	--	--	--	--	--	--	--	--	--	--	--	--	--	--	--	--	--	--	--	--	--	--	--	--	--	--	--	--	--	--	--	--	--	--	--	--	--	--	--	--	--	--	--	--	--	--	--	--	--	--	--	--	--	--	--	--	--	--	--	--	--	--	--	--	--	--	--	--	--	--	--	--	--	--	--	--	--	--	--	--	--	--	--	--	--	--	--	--	--	--	--	--	--	--	--	--	--	--	--	--	--	--	--	--	--	--	--	--	--	--	--	--	--	--	--	--	--	--	--	--	--	--	--	--	--	--	--	--	--	--	--	--	--	--	--	--	--	--	--	--	--	--	--	--	--	--	--	--	--	--	--	--	--	--	--	--	--	--	--	--	--	--	--	--	--	--	--	--	--	--	--	--	--	--	--	--	--	--	--	--	--	--	--	--	--	--	--	--	--	--	--	--	--	--	--	--	--	--	--	--	--	--	--	--	--	--	--	--	--	--	--	--	--	--	--	--	--	--	--	--	--	--	--	--	--	--	--	--	--	--	--	--	--	--	--	--	--	--	--	--	--	--	--	--	--	--	--	--	--	--	--	--	--	--	--	--	--	--	--	--	--	--	--	--	--	--	--	--	--	--	--	--	--	--	--	--	--	--	--	--	--	--	--	--	--	--	--	--	--	--	--	--	--	--	--	--	--	--	--	--	--	--	--	--	--	--	--	--	--	--	--	--	--	--	--	--	--	--	--	--	--	--	--	--	--	--	--	--	--	--	--	--	--	--	--	--	--	--	--	--	--	--	--	--	--	--	--	--	--	--	--	--	--	--	--	--



PROJECT TITLE	PRIME CONTRACTOR	CONTRACT VALUES	PAYMENT TOTALS	IBE TARGET	IBE ACTUAL	IBE TYPE	START DATE	END DATE
21 CM-707A / SFB Commission Administration Building at Seudder Falls - Construction Management Services	JOSEPH JINGOLI & SON, INC.	\$ 529,869.10	\$ 166,261.45	25%	7.56%	DBE	11/20/2017	11/30/2019
	Envision Consultants, LTD	\$ 42,389.52	\$ 12,564.97	08.00%	7.56%	DBE		
	IH Engineers, P.C.	\$ 110,940.68	\$ -	20.94%	0.00%	MBE		
	IBE TOTAL(s)	\$ 153,330.20	\$ 12,564.97					

PROJECT TITLE	PRIME CONTRACTOR	CONTRACT VALUES	PAYMENT TOTALS	IBE TARGET	IBE ACTUAL	IBE TYPE	START DATE	END DATE
22 DB-540A / Electronic Toll Collection System Replacement - Design, Build & Maintain	TRANSCORE, LP	\$ 12,462,964.26	\$ 10,937,590.24	25%	21.18%	DBE	10/27/2015	01/13/2021
	All Points Communications, Inc.	\$ 781,538.84	\$ 581,979.20	06.27%	5.32%	DBE		
	Avora Engineers, Inc.	\$ 161,117.24	\$ 110,753.14	01.29%	1.01%	MBE		
	Flagger Force	\$ 248,492.11	\$ 248,492.11	01.99%	2.27%	DBE		
	Globe Electric Supply Co., Inc.	\$ 543,470.09	\$ 173,648.78	04.36%	1.59%	DBE		
	HHC Services, Inc.	\$ 12,023.67	\$ -	00.10%	0.00%	DBE		
	Jen Electric, Inc.	\$ 865,972.00	\$ 865,972.00	06.95%	7.92%	DBE		
	KS Engineers, P.C.	\$ 194,330.78	\$ 174,897.71	01.56%	1.60%	MBE		
	Red Wagon Printing d/b/a Minuteman Press of Newark	\$ 16,833.14	\$ 6,177.93	00.14%	0.06%	WBE		
	Sharpened Image, Inc.	\$ 149,093.56	\$ 139,790.64	01.20%	1.28%	DBE		
	SJH Engineering, Inc.	\$ 14,500.00	\$ 14,500.00	00.12%	0.13%	DBE		
	IBE TOTAL(s)	\$ 2,987,371.43	\$ 2,316,211.51					

PROJECT TITLE	PRIME CONTRACTOR	CONTRACT VALUES	PAYMENT TOTALS	IBE TARGET	IBE ACTUAL	IBE TYPE	START DATE	END DATE
23 DB-724A / Electronic Surveillance / Detection System Maintenance Contract	SCHNEIDER ELECTRIC BUILDINGS AMERICAS, INC.	\$ 11,294,820.75	\$ -	25%	0.00%	DBE	10/25/2018	11/26/2019
	Flagger Force	\$ -	\$ -	00.00%	0.00%	DBE		
	KS Engineers, P.C.	\$ -	\$ -	00.00%	0.00%	DBE		
	IBE TOTAL(s)	\$ -	\$ -					

PROJECT TITLE	PRIME CONTRACTOR	CONTRACT VALUES	PAYMENT TOTALS	IBE TARGET	IBE ACTUAL	IBE TYPE	START DATE	END DATE
24 T-644A / Easton Phillipsburg Toll Bridge Facility Administration Building	J.D. ECKMAN, INC.	\$ 11,117,003.61	\$ 10,313,648.54	25%	29.73%	WBE	06/01/2017	12/14/2018
	Established Traffic Control	\$ 344,314.76	\$ 344,314.76	03.10%	3.34%	WBE		
	Jag'd Construction, Inc.	\$ 2,809,000.00	\$ 2,567,250.00	25.27%	24.89%	SBE		
	Jilco, Inc.	\$ 266,808.01	\$ 155,161.21	02.40%	1.50%	DBE		
	IBE TOTAL(s)	\$ 3,420,122.77	\$ 3,066,725.97					

PROJECT TITLE	PRIME CONTRACTOR	CONTRACT VALUES	PAYMENT TOTALS	IBE TARGET	IBE ACTUAL	IBE TYPE	START DATE	END DATE
25 T-645A / Building & Facilities Energy Conservation	MJF ELECTRICAL CONTRACTING, INC.	\$ 5,386,520.00	\$ 4,385,979.00	25%	9.74%	DBE	06/27/2017	11/30/2018
	Atlas Flasher & Supply Co.	\$ 427,355.00	\$ 427,355.00	8.02%	9.74%	DBE		
	Turtle & Hughes	\$ 1,063,420.00	\$ -	19.96%	0.00%	WBE		
	IBE TOTAL(s)	\$ 1,490,775.00	\$ 427,355.00					

PROJECT TITLE	PRIME CONTRACTOR	CONTRACT VALUES	PAYMENT TOTALS	IBE TARGET	IBE ACTUAL	IBE TYPE	START DATE	END DATE
T-645B / Schneider Electric Building & Facilities Energy Conservation Measures - Mechanical / Controls	SCHNEIDER ELECTRIC BUILDINGS AMERICAS, INC.	\$ 1,154,809.00	\$ 839,284.55	25%	12.68%		06/27/2017	11/30/2018
	Cedar Electric, Inc.	\$ 173,221.35	\$ 106,458.80	15.00%	12.68%	VBE		
	MAS Construction Services, LLC	\$ 115,489.00	\$ -	10.00%	0.00%	WBE		
	IBE TOTAL(s)	\$ 288,710.35	\$ 106,458.80					

26

PROJECT TITLE	PRIME CONTRACTOR	CONTRACT VALUES	PAYMENT TOTALS	IBE TARGET	IBE ACTUAL	IBE TYPE	START DATE	END DATE
T-668A / SFB Bridge Replacement Project	TRUMBULL CORPORATION	\$ 396,000,000.00	\$ 155,983,744.44	25%	18.35%		02/27/2017	08/31/2021
	3 Rivers Pipe Profiling	\$ 109,665.00	\$ 36,883.80	0.03%	0.02%	DBE		
	ABC Construction Co., Inc.	\$ 2,643,154.66	\$ 2,649,545.66	0.67%	1.70%	WBE		
	Alliance Landscaping, Inc.	\$ 102,800.00	\$ 94,442.00	0.03%	0.06%	DBE		
	Aspen Landscaping Contracting, Inc.	\$ 65,000.00	\$ 114,055.09	0.02%	0.07%	MBE		
	Baseline Supply, LLC	\$ 5,184,510.49	\$ 4,237,694.75	1.31%	2.72%	WBE		
	Berto Construction, Inc.	\$ 500,000.00	\$ 513,655.06	0.13%	0.33%	MBE		
	Bridgit Fabricators, Inc.	\$ 1,596,794.64	\$ 110,249.70	0.40%	0.07%	DBE		
	Delta Line Construction Co.	\$ 15,995,106.80	\$ 2,972,740.29	4.04%	1.91%	WBE		
	Filly Oil, Inc.	\$ 1,000,000.00	\$ 734,307.77	0.25%	0.47%	WBE		
	Garden State Precast, Inc.	\$ 1,100,000.00	\$ 1,066,962.72	0.28%	0.68%	SBE		
	Hispanic Ventures	\$ 23,000.00	\$ -	1.15%	0.00%	MBE		
	JMD Building Products, LLC	\$ 116,844.00	\$ 39,097.78	0.03%	0.03%	WBE		
	KAS Construction Consultants, LLC	\$ 13,188,561.39	\$ 2,763,442.26	3.33%	1.77%	DBE		
	Keystone Tile & Marble	\$ 4,588.00	\$ -	4.17%	0.00%	DBE		
	LB Construction Enterprises, Inc.	\$ 3,084,570.37	\$ 3,254,579.01	0.78%	2.09%	MBE		
	M.L. Ruberton Construction Co., Inc.	\$ 7,402,644.00	\$ 2,010,972.22	1.87%	1.29%	WBE		
	Madura Steel Sales, Inc.	\$ 10,235,202.78	\$ 1,474,157.58	2.58%	0.95%	DBE		
	North Suburban Tree Service, Inc.	\$ 307,727.00	\$ 101,439.90	0.08%	0.07%	DBE		
	Pavilion Drainage Supply Co., Inc.	\$ 30,653.25	\$ -	0.01%	0.00%	DBE		
	PennFab, Inc.	\$ 3,000,000.00	\$ 2,570,168.80	0.76%	1.65%	VBE		
	Sealing Concepts, LLC	\$ 39,720.00	\$ -	0.01%	0.00%	SBE		
	Shaka	\$ 3,500.00	\$ 3,500.00	0.00%	0.00%	DBE		
	Structural Services, Inc.	\$ 889,932.29	\$ 889,932.29	0.22%	0.57%	SBE		
	Timber Industries, LLC	\$ 1,076,448.13	\$ 1,104,648.74	0.27%	0.71%	MBE		
	VideoTek Construction, LLC	\$ -	\$ -	0.00%	0.00%	DBE		
	W.R. Burnett, Inc.	\$ 570,000.00	\$ 693,427.15	0.14%	0.44%	MBE		
	Work Zone Contractors, LLC	\$ 1,000,000.00	\$ 1,056,939.32	0.25%	0.68%	DBE		
	Zone Stripping, Inc.	\$ 1,183,583.77	\$ 125,957.33	0.30%	0.08%	SBE		
	IBE TOTAL(s)	\$ 70,454,006.57	\$ 28,618,799.22					

27

PROJECT TITLE	PRIME CONTRACTOR	CONTRACT VALUES	PAYMENT TOTALS	IBE TARGET	IBE ACTUAL	IBE TYPE	START DATE	END DATE
28	BRACY CONSTRUCTION, INC.	\$ 21,357,000.00	\$ 6,757,528.11	25%	17.59%	SBE	03/27/2018	07/31/2019
	AGP & Sons, Inc.	\$ 552,327.00	\$ 251,675.55	02.59%	3.72%	SBE		
	Benner & White Construction, Inc.	\$ 2,003,286.60	\$ 394,425.00	09.38%	5.84%	VBE		
	Graboyes, LLC	\$ 2,171,930.00	\$ 526,632.30	10.17%	7.79%	WBE		
	Hispanic Ventures	\$ 109,950.00	\$ 2,868.75	00.51%	0.04%	MBE		
	Reeb Building Systems, LLC	\$ -	\$ -	00.00%	0.00%	DBE		
	Sealing Concepts, LLC	\$ 14,949.90	\$ 13,005.00	00.07%	0.19%	VBE		
	Straddick Electric & Systems, Inc.	\$ -	\$ -	00.00%	0.00%	SBE		
	YCP, Inc.	\$ -	\$ -	00.00%	0.00%	WBE		
	IBE TOTAL(s)	\$ 4,852,443.50	\$ 1,188,606.60					
PROJECT TITLE	PRIME CONTRACTOR	CONTRACT VALUES	PAYMENT TOTALS	IBE TARGET	IBE ACTUAL	IBE TYPE	START DATE	END DATE
29 TS-677A / SF TSB Interim Deck Repairs on I-95	SPARWICK CONTRACTING, INC. (IBE)	\$ 1,003,336.00	\$ 999,656.00	25%	99.63%	SBE	05/20/2015	11/30/2018
	IBE TOTAL(s)	\$ 1,003,336.00	\$ 999,656.00					
PROJECT TITLE	PRIME CONTRACTOR	CONTRACT VALUES	PAYMENT TOTALS	IBE TARGET	IBE ACTUAL	IBE TYPE	START DATE	END DATE
30 TS-687A / Lower Trenton Toll Supported Bridge Replacement of Sign Lighting Elements	CARR & DUFF, INC.	\$ 647,000.00	\$ 584,060.00	25%	28.02%	WBE	06/23/2017	02/28/2019
	North Star Electrical Supply Company, Inc.	\$ 163,632.58	\$ 163,632.58	25.29%	28.02%	WBE		
	IBE TOTAL(s)	\$ 163,632.58	\$ 163,632.58					
PROJECT TITLE	PRIME CONTRACTOR	CONTRACT VALUES	PAYMENT TOTALS	IBE TARGET	IBE ACTUAL	IBE TYPE	START DATE	END DATE
31 TTS-723A / On Call Beam Guide Rail & Attenuator Replacement	J. FLETCHER CREAMER & SON, INC.	\$ 1,376,666.00	\$ 88,635.00	25%	50.30%	SBE	01/02/2018	12/18/2019
	Road Safety Systems, LLC	\$ 345,000.00	\$ 44,583.60	25.06%	50.30%	SBE		
	IBE TOTAL(s)	\$ 345,000.00	\$ 44,583.60					



## Final Report Card for Completed Professional Services and Construction Projects

Total Prime's Contracts Value	\$41,846,885.95
Total Payments to IBEs	\$12,071,576.34
Total Payments to Primes	\$41,846,885.95
IBE Target	25.00%
IBE Actual	28.85%

\*Met or Exceeded The Target\*

\*Did Not Meet The Target\*

PROJECT TITLE	PRIME CONTRACTOR	CONTRACT VALUES	PAYMENT TOTALS	IBE TARGET	IBE ACTUAL	IBE TYPE	START DATE	END DATE
1 CM-664A / Scudder Falls Bridge Replacement - PA Noise Walls Construction Management Services	GREENMAN-PEDERSEN, INC.	\$ 849,622.00	\$ 849,622.00	25%	19.74%		02/29/2016	02/28/2019
PROJECT TITLE	PRIME CONTRACTOR	CONTRACT VALUES	PAYMENT TOTALS	IBE TARGET	IBE ACTUAL	IBE TYPE	START DATE	END DATE
2 C-508A / I-78 Maintenance Garage Expansion	BURNS ENGINEERING, INC.	\$ 717,042.74	\$ 717,042.74	25%	42.65%		07/27/2015	10/31/2018
PROJECT TITLE	PRIME CONTRACTOR	CONTRACT VALUES	PAYMENT TOTALS	IBE TARGET	IBE ACTUAL	IBE TYPE	START DATE	END DATE
3 CM-508A / I-78 Maintenance Garage Expansion Engineering Services for Construction Management	STV, Inc.	\$ 582,335.21	\$ 582,335.21	25%	13.83%		02/29/2016	04/30/2018
PROJECT TITLE	PRIME CONTRACTOR	CONTRACT VALUES	PAYMENT TOTALS	IBE TARGET	IBE ACTUAL	IBE TYPE	START DATE	END DATE
4 CI-665A / Scudder Falls Bridge Replacement Project - PA Noise Walls Construction	JACOBS ENGINEERING GROUP, INC.	\$ 626,933.76	\$ 626,933.76	25%	7.14%		05/23/2016	11/02/2017
PROJECT TITLE	PRIME CONTRACTOR	CONTRACT VALUES	PAYMENT TOTALS	IBE TARGET	IBE ACTUAL	IBE TYPE	START DATE	END DATE
5 C-650A / Riverton - Belvidere Toll Supported Bridge Critical Member Strengthening - Design	AMMANN & WHITNEY	\$ 451,072.33	\$ 451,072.33	25%	20.66%		10/26/2015	08/08/2017
PROJECT TITLE	PRIME CONTRACTOR	CONTRACT VALUES	PAYMENT TOTALS	IBE TARGET	IBE ACTUAL	IBE TYPE	START DATE	END DATE
6 CI-566A / Portland - Columbia Toll Bridge Approach Roadways Improvements	JACOBS ENGINEERING GROUP, INC.	\$ 476,991.53	\$ 476,991.53	25%	30.29%		02/23/2015	10/15/2016



	PROJECT TITLE	PRIME CONTRACTOR	CONTRACT VALUES	PAYMENT TOTALS	IBE TARGET	IBE ACTUAL	IBE TYPE	START DATE	END DATE
7	C663A / Scudder Falls Bridge Replacement Project - Traffic Engineering Services Pre-construction Traffic Study	PENNONI ASSOCIATES, INC.	\$ 237,424.67	\$ 237,424.67	25%	49.93%		07/30/2015	04/20/2016
8	T-708A / New Hope Lambertville Toll Bridge Floor System Rehabilitation - Facility Administration Building	ALLIED PAINTING, INC.	\$ 1,546,100.00	\$ 1,546,100.00	25%	11.06%		03/26/2018	01/10/2019
9	T-717A / Milford-Montague Toll Bridge Salt Storage Building	BRACY CONSTRUCTION, INC.	\$ 1,232,810.45	\$ 1,232,810.45	25%	11.78%		09/25/2017	11/30/2018
10	T-508A / I-78 Maintenance Garage Expansion at I-78 PA Welcome Center / Maintenance Facility	BRACY CONSTRUCTION, INC.	\$ 9,845,176.91	\$ 9,845,176.91	25%	14.43%		06/27/2016	06/30/2018
11	TS-699A / Lower Trenton Toll Supported Bridge Approach Traffic Signal Equipment Upgrades	CARR AND DUFF, INC.	\$ 161,150.32	\$ 161,150.32	25%	37.96%		03/29/2017	04/24/2018
12	T-667A / Scudder Falls Bridge Replacement Project - Tree Clearing	AP CONSTRUCTION, INC.	\$ 1,721,688.26	\$ 1,721,688.26	25%	26.42%		12/23/2015	09/20/2017

<b>13</b>	<b>PROJECT TITLE</b> T-666A / Scudder Falls Bridge Replacement Project - PA Noise Walls	<b>PRIME CONTRACTOR</b> PKF - MARK III, INC.	<b>CONTRACT VALUES</b>	<b>PAYMENT TOTALS</b>	<b>IBE TARGET</b>	<b>IBE ACTUAL</b>	<b>IBE TYPE</b>	<b>START DATE</b>	<b>END DATE</b>
			\$ 11,219,737.01	\$ 11,219,737.01	25%	29.81%		04/29/2016	08/14/2017
<b>14</b>	<b>PROJECT TITLE</b> T-661A / Scudder Falls Bridge Replacement Project Subsurface Boring & Sampling	<b>PRIME CONTRACTOR</b> TRC ENGINEERS	<b>CONTRACT VALUES</b>	<b>PAYMENT TOTALS</b>	<b>IBE TARGET</b>	<b>IBE ACTUAL</b>	<b>IBE TYPE</b>	<b>START DATE</b>	<b>END DATE</b>
			\$ 1,438,941.98	\$ 1,438,941.98	25%	16.29%		05/18/2015	05/18/2017
<b>15</b>	<b>PROJECT TITLE</b> T-705A / I-78 Toll Plaza Bumper Block Replacement	<b>PRIME CONTRACTOR</b> SPARWICK CONTRACTING, INC. - (IBE)	<b>CONTRACT VALUES</b>	<b>PAYMENT TOTALS</b>	<b>IBE TARGET</b>	<b>IBE ACTUAL</b>	<b>IBE TYPE</b>	<b>START DATE</b>	<b>END DATE</b>
			\$ 160,006.00	\$ 160,006.00	25%	100%	SBE	10/17/2016	03/03/2017
<b>16</b>	<b>PROJECT TITLE</b> T-514A / DIII Toll Bridges Facilities Emergency Standby Generators Improvements	<b>PRIME CONTRACTOR</b> WEST SIDE HAMMER ELECTRIC	<b>CONTRACT VALUES</b>	<b>PAYMENT TOTALS</b>	<b>IBE TARGET</b>	<b>IBE ACTUAL</b>	<b>IBE TYPE</b>	<b>START DATE</b>	<b>END DATE</b>
			\$ 644,686.00	\$ 644,686.00	25%	30.61%		07/27/2015	01/08/2017
<b>17</b>	<b>PROJECT TITLE</b> TS-639B / Lower Trenton TSB Approach Roadways Improvements	<b>PRIME CONTRACTOR</b> MOUNT CONSTRUCTION CO., INC. - (IBE)	<b>CONTRACT VALUES</b>	<b>PAYMENT TOTALS</b>	<b>IBE TARGET</b>	<b>IBE ACTUAL</b>	<b>IBE TYPE</b>	<b>START DATE</b>	<b>END DATE</b>
			\$ 2,090,794.00	\$ 2,090,794.00	25%	100%	WBE	04/09/2015	12/06/2016
<b>18</b>	<b>PROJECT TITLE</b> T-641A / Easton / Phillipsburg Ramp C Stabilization	<b>PRIME CONTRACTOR</b> MERCO, INC. - (IBE)	<b>CONTRACT VALUES</b>	<b>PAYMENT TOTALS</b>	<b>IBE TARGET</b>	<b>IBE ACTUAL</b>	<b>IBE TYPE</b>	<b>START DATE</b>	<b>END DATE</b>
			\$ 998,300.00	\$ 998,300.00	25%	100%	SBE	11/23/2015	12/01/2016
<b>19</b>	<b>PROJECT TITLE</b> T-566A / Portland - Columbia Toll Bridge Approach Roadway Improvement	<b>PRIME CONTRACTOR</b> INTERCOUNTY PAVING COMPANY	<b>CONTRACT VALUES</b>	<b>PAYMENT TOTALS</b>	<b>IBE TARGET</b>	<b>IBE ACTUAL</b>	<b>IBE TYPE</b>	<b>START DATE</b>	<b>END DATE</b>
			\$ 6,193,334.28	\$ 6,193,334.28	25%	30.32%		02/25/2015	11/30/2016

PROJECT TITLE	PRIME CONTRACTOR	CONTRACT VALUES	PAYMENT TOTALS	IBE TARGET	IBE ACTUAL	IBE TYPE	START DATE	END DATE
TS-650A / Riverton - Belvidere Toll Supported Bridge	ROAD-CON, INC.	\$ 652,738.50	\$ 652,738.50	25%	4.34%		08/15/2016	11/11/2016

## Workforce Utilization Summary Active Construction Projects

	Total Hours Worked	Total Apprentice	NJ	NJ %	PA	PA %	Caucasian / White	American Indian	Asian Pacific Islander	Black / African American	Latino / Hispanic	Other	Total Minorities	Minority %	Women %	New Hires	
	656,049.55	14,204.50	254,367.60	38.77%	382,135.75	58.25%	536,390.00	4,177.00	1,633.50	65,066.00	46,998.80	1,784.25	117,875.30	17.97%	22,382.75	3.41%	174.00
1																	



Total Hours Worked	Total Apprentice	NJ	NJ %	PA	PA %	Caucasian / White	American Indian	Asian Pacific Islander	Black / African American	Latino / Hispanic	Other	Total Minorities	Minority %	Women	Women %	New Hires
656,049.55	14,204.50	254,367.60	38.77%	382,135.75	58.25%	536,390.00	4,177.00	1,633.50	65,066.00	46,998.80	1,784.25	117,875.30	17.97%	22,382.75	3.41%	174.00

Project Name	Total Hours Worked	Total Apprentice	NJ	NJ %	PA	PA %	Caucasian / White	American Indian	Asian Pacific Islander	Black / African American	Latino / Hispanic	Other	Total Minorities	Minority %	Women	Women %	New Hires
--------------	--------------------	------------------	----	------	----	------	-------------------	-----------------	------------------------	--------------------------	-------------------	-------	------------------	------------	-------	---------	-----------

T-645B SCHNEIDER ELECTRIC BUILDING & FACILITIES ENERGY CONSERVATION MEASURES - MECHANICAL/CONTROLS	1,595.50	0.00	0.00%	1,105.50	69.29%	1,595.50	0.00	0.00	0.00	0.00	0.00	0.00	0.00	0.00%	0.00	0.00%	0.00
---	----------	------	-------	----------	--------	----------	------	------	------	------	------	------	------	-------	------	-------	------

T-707A Bracy Commission Administration Building at SPB & Adaptive Reuse of the 1799 Building	20,597.50	496.00	3,162.00	15.35%	17,435.50	84.65%	18,117.50	0.00	0.00	817.00	1,663.00	0.00	2,480.00	12.04%	0.00	0.00%	0.00
---	-----------	--------	----------	--------	-----------	--------	-----------	------	------	--------	----------	------	----------	--------	------	-------	------

TS-677A SPARWICK - SF TSB Interim Deck Repairs on I-95	580.00	0.00	580.00	100.00%	0.00	0.00%	501.00	0.00	0.00	0.00	79.00	0.00	79.00	13.62%	0.00	0.00%	0.00
--	--------	------	--------	---------	------	-------	--------	------	------	------	-------	------	-------	--------	------	-------	------

TS-687A Carr & Duff LOWER TRENTON TOLL SUPPORTED BRIDGE REPLACEMENT OF SIGN LIGHTING ELEMENTS	2,734.00	1,026.00	750.00	27.43%	1,984.00	72.57%	2,693.00	0.00	0.00	0.00	41.00	0.00	41.00	1.50%	0.00	0.00%	0.00
---	----------	----------	--------	--------	----------	--------	----------	------	------	------	-------	------	-------	-------	------	-------	------

TTS-723A J FLETCHER CREAMER ON CALL BEAM GUIDE RAIL & ATTENUATOR REPLACEMENT	312.00	0.00	312.00	100.00%	0.00	0.00%	234.00	0.00	0.00	0.00	78.00	0.00	78.00	25.00%	0.00	0.00%	0.00
--	--------	------	--------	---------	------	-------	--------	------	------	------	-------	------	-------	--------	------	-------	------

**Delaware River Joint Toll Bridge Commission**  
**Meeting of March 25, 2019**

**MINORITY, WOMEN AND SMALL BUSINESS ENTERPRISE PROGRAM OVERVIEW**

The Delaware River Joint Toll Bridge Commission implemented a one-year Minority Business Enterprise (MBE) pilot program, with a 7% participation goal, and the Women Business Enterprise (WBE) pilot program with a 3% goal. These goals applied to consultants and contractors' participating in the Commission's Capital Program and were effective on September 1, 2008.

At its December 2008 Commission Meeting, the Commission revised the pilot program to specify a 25% Small Business Enterprise (SBE) goal to New Jersey assigned consultant contracts in lieu of the previously specified 7% MBE and 3% WBE goals.

At its December 2010 Commission Meeting, due to the success of the Commission's MWSBE Pilot Program, the Delaware River Joint Toll Bridge Commission adopted a resolution for permanent status of the Minority Business Enterprise (MBE) program, with a 7% participation goal, and the Women Business Enterprise (WBE) program with a 3% goal, and the Small Business Enterprise (SBE) program with a 25% goal. These goals apply to consultants and contractors' participating in the Commission's Capital Program.

The Contract Compliance Department continues to monitor, update and analyze the payments for the MWSBE diversity program.

a) PA Assigned Professional Services Contracts:	7% MBE and 3% WBE
b) No State Assigned Professional Services Contracts:	7% MBE and 3% WBE
c) Capital Plan Construction Contracts:	7% MBE and 3% WBE
d) NJ Assigned Professional Services Contracts:	25% SBE

Numerous diversified businesses have benefited and continue to benefit from the Commission's previous M/W/SBE Program. The number of Contracts awarded during the MWSBE Program are as follows:

➤ Active Projects:	8
➤ Completed Projects:	69
➤ Total Capital Program Projects:	77
➤ Total Number of Contractors:	180

As of July 1, 2014 projects fall into the status now commonly referred to as IBE (Identified Business Enterprise) with a projected target to be or to exceed 25% of the total project award amount.

# **Minority, Women and Small Business Enterprise Payment Reporting** **All Active Projects** **February-19**

PROJECT NO.	CONTRACTOR / CONSULTANT	PROJECT VALUE	TOTAL PAYMENTS TO DATE	MBE GOAL 7 %	MBE PAYMENTS	WBE GOAL 3 %	WBE PAYMENTS	SBE GOAL 25 %	SBE PAYMENTS	AWARD DATE
C-502A	AECOM Transp.	\$ 30,397,000.00	\$ 26,395,486.30	4.34%	\$ 1,319,428.97	2.50%	\$ 759,567.37		\$ -	11/25/2008
C-628A	Dewberry	\$ 1,000,000.00	\$ 506,647.35	1.78%	\$ 17,754.10	2.22%	\$ 22,233.26		\$ -	02/25/2014
C-627B	French & Parello	\$ 500,000.00	\$ 276,851.58		\$ -		\$ -		\$ -	08/01/2014
C-629A	Hill International	\$ 300,000.00	\$ 181,931.20		\$ -		\$ -	13.66%	\$ 40,993.70	07/29/2014
C-556A	Pemont Associates	\$ 389,614.63	\$ 323,615.98		\$ -		\$ -	12.88%	\$ 50,193.77	05/20/2014
C-628B	Louis Berger Group	\$ 1,000,000.00	\$ 849,510.17		\$ -		\$ -	7.56%	\$ 75,584.81	12/23/2013
C-549AR	Jacobs Engineering	\$ 452,128.22	\$ 445,549.97	7.91%	\$ 35,742.16	3.07%	\$ 13,866.11		\$ -	10/29/2013
C-599A	McCormick & Taylor	\$ 1,000,000.00	\$ 283,117.05		\$ -	0.50%	\$ 5,000.00		\$ -	11/01/2011

**Total Number of Contracts**

**8**

**3**

**4**

**3**

**MBE = Minority Business Enterprise**

**WBE = Women Business Enterprise**

**SBE = Small Business Enterprise**

Data represents payments made from the start of the MW/SBE program up to 2/27/2019.



## Minority, Women and Small Business Enterprise Payment Reporting All Completed Contracts

\*Categories highlighted below indicates the Prime has either met or exceeded the target.

CONTRACT NO.	CONTRACTOR / CONSULTANT	CONTRACT VALUE	MBE GOAL 7.0 %	MBE PAYMENTS	WBE GOAL 3.0 %	WBE PAYMENTS	SBE GOAL 25.0 %	SBE PAYMENTS
DB-427B	A.P. Construction	\$ 4,356,866.00	10.00%	\$ 435,686.60	7.30%	\$ 318,051.22		\$ -
T/TS-573A	A.P. Construction	\$ 7,823,588.00	7.69%	\$ 601,633.92	4.92%	\$ 384,920.53		\$ -
T-440BR	A.P. Construction	\$ 4,608,295.33	11.70%	\$ 539,170.55	7.33%	\$ 337,788.05		\$ -
TTS-476A-2	A.P. Construction	\$ 3,511,153.06	7.20%	\$ 252,803.02	5.50%	\$ 193,113.42		\$ -
T-472A	Allied Painting	\$ 15,595,983.76	9.70%	\$ 1,512,810.42	15.00%	\$ 2,339,397.56		\$ -
C-443A	Ammann & Whitney	\$ 770,909.81	10.00%	\$ 77,090.98	14.00%	\$ 107,927.37		\$ -
C-445A	Ammann & Whitney	\$ 920,304.08	7.20%	\$ 66,261.89	3.20%	\$ 29,449.73		\$ -
T-474A	Bracy Contracting	\$ 2,660,000.00	6.05%	\$ 160,930.00	2.87%	\$ 76,342.00		\$ -
C-474A	Brinjac	\$ 287,603.87	8.00%	\$ 23,008.31	9.00%	\$ 25,884.35		\$ -
C-627A	Buchart Horn	\$ 132,374.35	0.00%	\$ -	0.00%	\$ -		\$ -
C-598A	Burns Group	\$ 408,272.00		\$ -		\$ -	8.00%	\$ 32,661.76
C-454A	Carroll Engineers	\$ 500,000.00	18.10%	\$ 90,500.00	5.90%	\$ 29,500.00		\$ -
C-543A	Cherry Weber	\$ 612,233.00		\$ -		\$ -	28.30%	\$ 173,261.94
C-639A	Cherry Weber	\$ 401,455.40	18.10%	\$ 72,663.43	5.90%	\$ 23,685.87		\$ -
T-498A	Cornell & Co.	\$ 1,999,015.22	9.30%	\$ 185,908.42	6.30%	\$ 125,937.96		\$ -
T-554A	Dayspring Electric	\$ 232,117.66	0.00%	\$ -	0.00%	\$ -		\$ -
C-454B	French & Parello	\$ 500,000.00		\$ -		\$ -	17.00%	\$ 85,000.00
C-453A	Gannett Fleming	\$ 1,000,000.00	5.33%	\$ 53,300.00	0.87%	\$ 8,700.00		\$ -
C-598B	Gannett Fleming	\$ 367,353.90		\$ -		\$ -	8.95%	\$ 32,878.17
C-566A	Greenman Pedersen	\$ 350,675.02	9.54%	\$ 33,464.64	0.83%	\$ 2,924.37		\$ -
C-599B	Greenman Pedersen	\$ 1,000,000.00		\$ -		\$ -	4.00%	\$ 40,000.00
CM-437A	Greenman Pedersen	\$ 2,559,020.59		\$ -		\$ -	19.50%	\$ 499,009.02
CM-440B	Greenman Pedersen	\$ 753,336.71		\$ -		\$ -	17.64%	\$ 132,888.60
T-441A	H & G Contractors	\$ 1,586,698.00	6.60%	\$ 104,722.07	1.57%	\$ 24,911.16		\$ -
C-530A	Hill International	\$ 400,000.00	2.50%	\$ 10,000.00	0.00%	\$ -		\$ -
CM-427B	Hill International	\$ 629,749.00		\$ -		\$ -	13.60%	\$ 85,645.86
CM-447B	Hill International	\$ 973,401.52	4.10%	\$ 39,909.46	2.10%	\$ 20,441.43		\$ -
CM-442A	Hill International	\$ 319,826.73		\$ -		\$ -	25.14%	\$ 80,404.44
CM-573A	Hill International	\$ 1,038,384.48	6.20%	\$ 64,379.84	5.80%	\$ 60,226.30		\$ -
T-506A	HRI	\$ 13,727,411.69	7.17%	\$ 984,255.42	2.91%	\$ 399,467.68		\$ -
TS-505A	IEW	\$ 661,352.00	55.00%	\$ 363,743.60	8.93%	\$ 59,058.73		\$ -
DB-563A	J. Fletcher Creamer	\$ 1,283,717.00	15.00%	\$ 192,557.55	4.00%	\$ 51,348.68		\$ -
TTS-634AR	J. Fletcher Creamer	\$ 896,808.00	8.35%	\$ 74,885.53	0.42%	\$ 3,755.75		\$ -
T-437A	J.D. Eckman	\$ 24,412,321.90	7.48%	\$ 1,826,041.68	3.04%	\$ 742,134.59		\$ -
TS-442A	James A. Anderson	\$ 2,149,268.62	6.30%	\$ 135,403.92	1.30%	\$ 27,940.49		\$ -
TS-443A	James A. Anderson	\$ 2,461,975.00	0.00%	\$ -	6.10%	\$ 150,180.48		\$ -
T-543A	James D. Morrissey	\$ 6,683,640.40	4.80%	\$ 320,814.74	8.64%	\$ 577,466.53		\$ -
CM-444A	JMT	\$ 905,196.00	9.50%	\$ 85,993.62	2.80%	\$ 25,345.49		\$ -
CM-506A	JMT	\$ 1,459,000.00	7.65%	\$ 111,613.50	2.40%	\$ 35,016.00		\$ -
CM-543A	JMT	\$ 752,729.58		\$ -		\$ -	30.60%	\$ 230,335.25
C-506A	KS Engineers	\$ 1,156,622.33	63.38%	\$ 733,067.23	13.44%	\$ 155,450.04		\$ -
TTS-476A-1	Kyle Conti	\$ 4,128,641.00	0.09%	\$ 3,715.78	9.00%	\$ 371,577.69		\$ -
C-629B	Michael Baker	\$ 329,371.13					4.23%	\$ 13,937.96
DB-562A	M.L. Ruberton	\$ 344,492.68	8.30%	\$ 28,592.89	3.80%	\$ 13,090.72		\$ -
T-475A	Miniscalco	\$ 68,229.51	2.25%	\$ 1,535.16	1.20%	\$ 818.75		\$ -
TS-445A	Neshaminy Contractors	\$ 6,285,926.10	16.90%	\$ 1,062,321.51	2.70%	\$ 169,720.00		\$ -
TS-447B	Neshaminy Contractors	\$ 8,955,586.24	8.60%	\$ 770,180.42	2.58%	\$ 231,054.12		\$ -
C-437B	Parsons Brinkerhoff	\$ 2,254,674.00		\$ -		\$ -	22.54%	\$ 508,203.52
C-437A	Pennoni Associates	\$ 764,181.39		\$ -		\$ -	24.00%	\$ 183,403.53
C-455B	Remington & Vernick	\$ 400,000.00		\$ -		\$ -	2.49%	\$ 9,960.00
TS-444A	Road-Con	\$ 7,814,850.68	4.87%	\$ 380,583.23	0.31%	\$ 24,226.04		\$ -
T-639A	Road-Con	\$ 3,324,313.00	0.00%	\$ -	13.90%	\$ 462,079.51		\$ -
C-621A	Rummel, Klepper & Kahl	\$ 487,881.64	9.01%	\$ 43,941.24	3.16%	\$ 15,427.54		\$ -
T-624A	Sparwick	\$ 874,601.00	7.60%	\$ 66,469.68	0.75%	\$ 6,559.51		\$ -
C-440B	Stantec	\$ 728,011.79	4.75%	\$ 34,580.56	2.80%	\$ 20,384.33		\$ -
C-440A	Stantec	\$ 405,011.03	4.80%	\$ 19,440.53	6.60%	\$ 26,730.73		\$ -
C-600A	STV	\$ 800,000.00		\$ -		\$ -	12.60%	\$ 100,800.00
CM-472A	STV	\$ 1,728,385.40		\$ -		\$ -	23.80%	\$ 411,355.73

MBE = Minority Business Enterprise / WBE = Women Business Enterprise / SBE = Small Business Enterprise  
Data represents payments made from the start of the MWSBE program up to the completion of each referenced contract.



## Minority, Women and Small Business Enterprise Payment Reporting All Completed Contracts

\*Categories highlighted below indicates the Prime has either met or exceeded the target.

CONTRACT NO.	CONTRACTOR / CONSULTANT	CONTRACT VALUE	MBE GOAL 7.0 %	MBE PAYMENTS	WBE GOAL 3.0 %	WBE PAYMENTS	SBE GOAL 25.0 %	SBE PAYMENTS
CM-474A	STV	\$ 291,172.17	0.00%	\$ -	0.00%	\$ -		\$ -
C-538A	STV	\$ 500,000.00	1.25%	\$ 6,250.00	31.20%	\$ 156,000.00		\$ -
CM-443A	STV	\$ 204,152.63	16.75%	\$ 34,195.57	11.00%	\$ 22,456.79		\$ -
CM-445A	STV	\$ 682,064.44		\$ -		\$ -	26.00%	\$ 177,336.75
CM-498A	STV	\$ 571,665.66	12.00%	\$ 68,599.88	2.40%	\$ 13,719.98		\$ -
C-453B	T & M Associates	\$ 1,000,000.00		\$ -		\$ -	18.90%	\$ 189,000.00
C-07-11	Transystems	\$ 747,493.55		\$ -		\$ -	21.05%	\$ 157,347.39
C-447B	Transystems	\$ 666,016.64	8.00%	\$ 53,281.33	2.00%	\$ 13,320.33		\$ -
CM-476A	Trumbull	\$ 699,250.00	13.60%	\$ 95,098.00	6.10%	\$ 42,654.25		\$ -
C-505A	Urban Engineers	\$ 154,598.70		\$ -		\$ -	36.50%	\$ 56,428.53
C-539A	URS Corporation	\$ 265,070.69		\$ -		\$ -	0.00%	\$ -
<b>Total Number of Contracts</b>	<b>69</b>		<b>48</b>		<b>48</b>		<b>21</b>	

MBE = Minority Business Enterprise / WBE = Women Business Enterprise / SBE = Small Business Enterprise  
Data represents payments made from the start of the MWSBE program up to the completion of each referenced contract.

# **DELAWARE RIVER JOINT TOLL BRIDGE COMMISSION**

**Meeting of March 25, 2019**

## **COMMUNICATIONS**

The following Pages reflect the reports on those items assigned to the Communications Department. Each item is reported separately and page numbered accordingly.

\*\*\*

**DELAWARE RIVER JOINT TOLL BRIDGE COMMISSION**  
**Meeting of March 25, 2019**

**OPERATIONS INDEX**  
**FOR**  
**COMMUNICATIONS**

<b>SUBJECT</b>	<b>DESCRIPTION</b>	<b>PAGE NUMBER</b>
Communications	Status Report Month of February 2019	1-4

# **DELAWARE RIVER JOINT TOLL BRIDGE COMMISSION**

**Meeting of March 25, 2019**

## **COMMUNICATIONS REPORT**

**February 2019**

- **COMMISSION AWARENESS EFFORTS:**

**I-295/Route 29 Interchange Select Ramp Closures/Detours** – An expansive public awareness campaign was executed in early-to-mid February for the onset of new, protracted travel restrictions at the interchange on the New Jersey side of the Scudder Falls Bridge. The interchange's ramp closures affected three travel movements and necessitated multiple detours via other interchanges in both New Jersey and Pennsylvania. Because of the volume of affected motorists and the length of the detours, a rollout effort was executed in conjunction with the Commission's media consultant – Bellevue Communications – and the Scudder Falls Bridge Replacement Project public involvement consultant – McCormick Taylor – and its sub-consultant Stokes Creative Group. Working closely with the engineering department and the project team, a detailed advance news release was issued one week prior to the onset of the ramp closures. This notification was accompanied by a project map delineating the three detour routes that was modified/simplified by Community Affairs Director Jodee Inscho. This communication was provided to media outlets and posted on various social media platforms on both sides of the river. It also was sent to New Jersey state workers via the state's notification system and it was provided to other large area employers. Other major employers in the area also were notified. Community Affairs was instrumental in this effort. The impending ramp closures and detours were subsequently the key item in the project travel advisory issued later in the week. Finally, three individual detour maps were created by McCormick Taylor/Stokes for placement on the project website and an additional wave of notification. Other outreach included the NJ511 travel alert system, Transcom, the State Police, local municipalities, and travel/mapping services such as WAZE and TomTom. Worked with public involvement consultants in the issuance of an email blast to area residents/motorists who have signed up for these communications.

**Billboards** – Working with Alex Styer of Bellevue Communications, the Commission has purchased billboard space along I-295 on the approaches of the Scudder Falls Bridge – near Route 1 on the Pennsylvania side and near Scotch Road on the New Jersey side. A series of message will be displayed throughout the year to alert motorists to the opening of the Scudder Falls Bridge, to the advantages of paying tolls via E-ZPass, and on how to handle invoices for license plate billing. The first billboard advancing this summer's opening of the first Scudder Falls Toll Bridge span is expected to be displayed during the first week of March.

- **MEDIA RELATIONS:**

**Hot Topics:** The passing of former Commission New Jersey legal counsel Michael Gold; Scudder Falls Bridge project traffic watches; green light for

**DELAWARE RIVER JOINT TOLL BRIDGE COMMISSION**  
**Meeting of March 25, 2019**

Easton's Centre Square changes (uphill from Commission's Northampton Street Bridge; body recovery from SUV pulled from river at Easton; obituary for brother of former Commissioner Donald Hart; multiple advance articles/posts on impending travel restrictions at I-295/Route 29 interchange (Exit 76); Mardi Gras in valley; road salt figures in tainting of wells in Knowlton Township's Columbia hamlet; Moody's affirms; crashes make mess of NJ roads; Is winter weather in South Jersey going to get worse? Commission's A-rating, outlook stable; update to key credit factors for DRJTBC.

- **COMMUNITY AFFAIRS:** (Please refer to Community Affairs report)  
Worked with Community Affairs Director Jodee Inscho in establishing a Scudder Falls Toll Bridge logo using the current project logo. This will be used for initial run of billboards along I-295.
- **E-ZPass:**  
Drafted a list of phone numbers and emails for Customer Service Center personnel to use in the event they get inquiries about the Scudder Falls Toll Bridge. This precautionary step was initiated in advance of the onset of billboard advertising urging the bridge's I-295 motorists obtain E-ZPass accounts.
- **Website:**  
Working with website service provider Stokes CG, completed the update/fix to the interactive map webpage of bridge locations. Fixed webpage display of 2019 Commission meeting dates. Updated the Administration Building project entry on the website. Updated the height restriction for the New Hope-Lambertville Toll-Supported Bridge. Resized and posted the 2018 bridge inspection report along with a thumbnail of the report's cover page. Posted the traffic engineering report along with a thumbnail of the report's cover page.

**INTERNAL/EXTERNAL COMMUNICATIONS**

- The Commission website recorded 11,820 sessions (visits) in February. This reflects a decrease from January when 12,392 sessions were recorded, but an increase over February 2018 when 10,476 sessions were recorded. The bounce rate remains normal.
- Issued 6 press releases/travel advisories in February. All but one of these involved the Scudder Falls Bridge Replacement Project. The lone outlier was release announcing Moody's maintenance of an A1 bond rating and corresponding outlook upgrade to stable.
- Complete rewrite of account on the 12-year effort to update the Commission's Compact between 1975 and 1987.
- Responded to Smith Hauling inquiry on Delaware River Bridge (Turnpikes).
- Responded to Morrisville resident concerning alleged odors at nursing home; explained that the Scudder Falls Bridge project was not the cause.
- Researched the 1961 opening ceremony of the Scudder Falls Bridge.
- Compiled various billboard example files for media consultant Bellevue Communications.

**DELAWARE RIVER JOINT TOLL BRIDGE COMMISSION**  
**Meeting of March 25, 2019**

- Updated canal towpath map dates on Scudder Falls project website.
- Contacted/corresponded with New Jersey Treasury Department and Information Technology reps regarding providing notice to employees about impending ramp closures/detours at the I-295/Route 29 interchange for the Scudder Falls project construction.
- Confirmed April 4 presentation on Scudder Falls Bridge project for the Ewing Kiwanis club.
- Responded to Hackettstown area resident's letter regarding toll rate for a two-axle box truck.
- Responded to inquiry regarding need for permission to hold a small exchange of wedding vows on the Lumberville-Raven Rock Bridge.
- Posted multiple alerts and ticker updates on the Scudder Falls and DRJTBC websites, including urging motorists to obtain E-ZPass for the approaching opening of the Scudder Falls Toll Bridge this summer.
- Coordinated with NJDOT press office on the I-295/Route 29 interchange detours. The NJDOT issued its own release that generated additional news coverage.
- Edited three separate detour maps submitted by Scudder Falls public involvement consultants.
- Attended TES training class.
- Posted ticker and alerts on single-lane I-295 travel pattern for emergency drainage repairs.
- Provided response to Delaware River Sojourn regarding passage through the Scudder Falls area during their annual June journey.
- Provided Scudder Falls Bridge website analytics permission to Myron Mariano at Stokes CG.
- Rewrote various annual report article submissions from Bellevue Communications. Also culled additional photographs to be used in the final design of the product.
- Responded to NJ101.5 FM inquiry on I-295/Route 29 interchange detours.
- Worked with McCormick Taylor in posting January Scudder Falls video footage to the project website.
- Coordinated with Jim Gano of Crown Trophy for three mockups of new and accurate Commission retirement plaques.
- Responded to New Jersey Herald reporter inquiry regarding article on high sodium chloride levels in subsurface water at Columbia section of Knowlton Township; primary source was determined to be township's own road salt storage practices.
- Communicated with Trimble mapping service on three letter ID for upcoming Scudder Falls tolling point and weight limits of Commission's non-toll vehicular bridges.
- Responded to website portal inquiry about value of old Commission ticket book.
- Provided responses to inquiries about feared impacts to the I-295 Taylorsville Road interchange in the wake of one detour route for the I-295/Route 29 interchange. Note: These two inquiries preceded actual implementation.
- Responded to Lower Makefield resident's inquiry about the removal of the current Scudder Falls Bridge piers.

## **DELAWARE RIVER JOINT TOLL BRIDGE COMMISSION**

**Meeting of March 25, 2019**

- Provided suggested changes – for purposes of accuracy and understanding – to Moody's descriptions of the Commission and its Scudder Falls Bridge project.
- Reviewed proofs of Lamar and Interstate billboard displays.
- Provided response to Express-Times/lehighvalleylive.com reporter inquiry about sodium chloride levels in subsurface water in Columbia section of Knowlton Township. Note: primary source was determined to be township's own salt storage practices.
- Drafted/vetted response to website portal comment about I-295/Route 29 interchange detour via Scotch Road exit.
- Finalized all 2017 annual report article copy.
- Converted four job posting documents to PDFs and posted on website at the request of the Human Resources department. Reposted PDF that mischaracterized the job locations.
- Forwarded high-rez jpg files of recently discovered historical photographs (1919) at former Point Pleasant-Byram Bridge for possible use in upcoming employee newsletter. This was accompanied by a brief write up about the bridge's acquisition history.
- Conveyed MP4 file of mid-February drone footage of Scudder Falls project construction for placement on the project website by public involvement consultant McCormick Taylor.
- Updated Commissioners and About Commission content.
- Received phone inquiry from Lumberville businessman Bill Tinsman about possible availability of the former toll collector's house on the Pennsylvania side of the Lumberville-Raven Rock Bridge.
- Re-conveyed willingness to provide presentation on Scudder Falls project to business group in Lower Makefield area.
- Reached out to novice photographer to acquire one-time usage rights of rainbow photo at New Hope-Lamberville bridge for use in 2018 annual report.

**DELAWARE RIVER JOINT TOLL BRIDGE COMMISSION**

**Meeting of March 25, 2019**

**OPERATIONS INDEX  
FOR  
COMMUNITY AFFAIRS**

<b>SUBJECT</b>	<b>DESCRIPTION</b>	<b>PAGE NUMBER</b>
Community Affairs	Status Report Month of February 2019	1



DELAWARE RIVER JOINT TOLL BRIDGE COMMISSION  
Meeting of March 25, 2019

**Community Affairs Report**  
**February 2019**

The following Community Affairs activity took place during February 2019:

**Scudder Falls Public Involvement**

Assisted in dissemination of information regarding ramp closures at the I-295 and Rt. 29 interchange. Notified local employers and businesses, including New Jersey State Police, Trenton-Mercer Airport, Capital Health and businesses along Rt. 29.

Assisted in review and response to messages received via the Commission and Scudder Falls project websites, as appropriate. Questions and concerns included construction schedule, road conditions within the construction zone and detours at the New Jersey I-295 ramps.

Assisted in posting weekly construction activity notice on project website. Relayed information on upcoming travel restrictions to affected Commission personnel.

Made needed revision to engineering consultants' map of I-295/Route 29 interchange detours.

Altered the text block of the Scudder Falls Bridge Replacement Project logo to read Scudder Falls Toll Bridge. This will be used for various public awareness efforts.

**Knowlton Township**

Received phone call from Mayor Starrs on February 19, concerning significant amount of road salt on the shoulder of a Rt. 46 ramp. It was determined that the material is different from that used by the Commission; Portland-Columbia maintenance personnel removed the salt in advance of the snow anticipated the following day.

**Workplace Safety Committee/Training**

Attended training modules covering Harassment Prevention, Supervisory/Leadership Training, Suicide Prevention/Awareness & Coping with Trauma. Attended Workplace Safety meeting and facility review at Portland-Columbia Toll Bridge facility.

**Commission Newsletter**

Compiled content for the winter edition of the River Currents newsletter.

**Various Community Relations**

Replied to various customer and community inquires, including lighting request for Lower Trenton Toll-Supported Bridge, and Use of Facilities request for Northampton Street Toll-Supported Bridge. Reviewed plans for upcoming roadway improvements at three toll-supported bridges.

# **DELAWARE RIVER JOINT TOLL BRIDGE COMMISSION**

**Meeting of March 25, 2019**

## **ENGINEERING**

The following Pages reflect the reports on those items assigned to the Engineering Department. Each item is reported separately and page numbered accordingly.

**DELAWARE RIVER JOINT TOLL BRIDGE COMMISSION**  
**Meeting of March 25, 2019**  
**PROJECT STATUS REPORT**

<b>FACILITY</b>	<b>PM/PAM</b>	<b>CONTRACT DESCRIPTION</b>	<b>PAGE NO.</b>
<b>Trenton-Morrisville Toll Supported Bridge</b>	RJZ/RWL	<b>Southern Operations &amp; Maintenance Facilities Improvements</b> <ul style="list-style-type: none"> <li>Preliminary, Final, &amp; Post Design Services, C-519A</li> </ul>	1
	RFM/RWL	<b>BAR7 Structural Analyses</b> <ul style="list-style-type: none"> <li>Approach Structures, C-715A-3</li> </ul>	1
<b>Scudder Falls Toll Supported Bridge</b>	KMS/RWL	<b>Scudder Falls Bridge Replacement Project</b> <ul style="list-style-type: none"> <li>Final Design Services, Contract C-660A</li> <li>Construction Contract, T-668A</li> </ul>	2-3
	CTH/KMS	<ul style="list-style-type: none"> <li>Construction Management, CM-669A</li> </ul>	3
	CLR/KMS	<ul style="list-style-type: none"> <li>Construction Inspection, PA Approaches, CI-671A</li> <li>Construction Inspection, Main River, CI-672A</li> </ul>	3-4
	VMF/CLR/KMS	<ul style="list-style-type: none"> <li>Construction Inspection, NJ Approaches, CI-673A</li> </ul>	4
	CTH/RWL	<ul style="list-style-type: none"> <li>BM/AET Building Code Compliance Inspections, C-703A-6</li> </ul>	4-5
	KMS/RWL	<b>DMC Services for Construction of the SFB Project</b> <ul style="list-style-type: none"> <li>Oversight of Final Design, C-502A-2I</li> </ul>	5-6
	CTH/KMS	<b>Public Involvement Services</b> <ul style="list-style-type: none"> <li>Design Contract, C-662A</li> </ul>	6
	KMS/RWL	<b>Capital Program Management Consultant (CPMC) &amp; Design Management Consultant (DMC) Services for the I-95/Scudder Falls Bridge Improvement Project</b> <ul style="list-style-type: none"> <li>CPMC Services 2018 through 2021, C-502A-1M</li> </ul>	6
	CAS/RWL	<b>Commission Administration Building at Scudder Falls</b> <ul style="list-style-type: none"> <li>Design Contract, C-707A</li> <li>Construction Management, CM-707A</li> <li>Construction, T-707A</li> </ul>	7
<b>New Hope-Lambertville Toll Bridge</b>	CTH/RWL	<b>Salt Storage Facility</b> <ul style="list-style-type: none"> <li>Design, C-702B-5</li> </ul>	8
<b>I-78 Toll Bridge</b>	VMF/CTH/KMS	<b>I-78 Bridges and Approach Slab Rehabilitation</b> <ul style="list-style-type: none"> <li>Design Contract, C-644A</li> <li>Construction Management/Inspection, CM-644A</li> <li>Construction, T-644A</li> </ul>	8-9
	VMF/RFM/KMS	<b>I-78 Pavement Rehabilitation (Joint Rehabilitation)</b> <ul style="list-style-type: none"> <li>Design Contract, DR-721A</li> </ul>	9
<b>Northampton Street Toll Supported Bridge</b>	RFM/RWL	<b>Rehabilitation</b> <ul style="list-style-type: none"> <li>In-Depth Inspection and Structural analysis, C-715A-4</li> </ul>	9-10
<b>Easton-Phillipsburg Toll Bridge</b>	CTH/RWL	<b>Salt Storage Facility</b> <ul style="list-style-type: none"> <li>Design, C-702B-3</li> </ul>	10
<b>Delaware Water Gap Toll Bridge</b>	CTH/RWL	<b>Toll Plaza Roadway &amp; NJ Approach Repairs</b> <ul style="list-style-type: none"> <li>Scoping/Concept Study, C-702B-6</li> </ul>	10
<b>Milford Montague Toll Bridge</b>	CTH/RWL	<b>Salt Storage Facility</b> <ul style="list-style-type: none"> <li>Construction Management, C-703A-3</li> </ul>	11
<b>District 2 and 3</b>	RJZ/RWL	<b>Phase 1 Toll Collection Counting Facilities</b> <ul style="list-style-type: none"> <li>Preliminary, Final &amp; Post Design Services, C-696B-1</li> </ul>	11

**Notes:** Facilities are listed South to North

The first set of initials indicate the Project Manager and the second set of initial indicate the Program Area Manager

Project Manager Legend

WMC – M. Cane  
CTH – C. Harney

VMF – V. Fischer

Program Area Manager Legend

KMS – K. Skeels  
CAS – C. Straccioli  
RFM – Ronald Mieszkowski

RJZ – R. Zakharia  
RLR – R. Rash  
CLR – C. Rood

**DELAWARE RIVER JOINT TOLL BRIDGE COMMISSION**  
**Meeting of March 25, 2019**  
**PROJECT STATUS REPORT**

<b>FACILITY</b>	<b>PM/PAM</b>	<b>CONTRACT DESCRIPTION</b>	<b>PAGE NO.</b>
<b>Multiple Facilities and/or Commission- Wide</b>	JRB/RFM	<b>Approach Roadway Improvements at the Centre Bridge-Stockton, New Hope-Lambertville, and Uhlerstown-Frenchtown Toll Supported Bridges</b> <ul style="list-style-type: none"> <li>Design, C-715A-1</li> </ul>	12
	WMC/RWL	<b>Electronic Surveillance/ Detection System</b> <ul style="list-style-type: none"> <li>ESS Maintenance Contract, DB-724A</li> </ul>	12
	CAS/RWL	<b>Electronic Toll Collection</b> <ul style="list-style-type: none"> <li>Customer Service Center/Violation Processing Center Project, DB-584A</li> </ul>	12
	CAS/RWL	<b>Traffic Count Program Upgrade</b> <ul style="list-style-type: none"> <li>DR-550A</li> </ul>	13
	CAS/RWL	<b>Electronic Toll Collection System Replacement</b> <ul style="list-style-type: none"> <li>Design, Build, and Maintain, DB-540A</li> <li>Toll Plaza LED Sign Installation &amp; Integration, C-701A-4</li> <li>All Electronic Tolling Study, C-701A-5</li> </ul>	13-14
	CAS/RWL	<b>Level 3 Investment Grade Traffic &amp; Revenue Forecasts</b> <ul style="list-style-type: none"> <li>C-549AR</li> </ul>	14
	RJZ/RWL	<b>Buildings &amp; Facilities Energy Conservation Measures</b> <ul style="list-style-type: none"> <li>Preliminary, Final &amp; Post Design Services, C-657A-3</li> <li>Construction Management Services, C-696A-2</li> <li>Construction, Electrical, T-645A</li> <li>Construction, Mechanical, T-645B</li> </ul>	14-16
	WMC/RWL	<b>Job Ordering Contracting</b> <ul style="list-style-type: none"> <li>Program Manager, C-727A</li> </ul>	16
	RFM/RWL	<b>General Engineering Consultant Annual Inspections</b> <ul style="list-style-type: none"> <li>2015-2018 Annual Inspections, C-684A</li> </ul>	16-17
	CAS/RWL	<b>2015-2016 Traffic Engineering Consultant</b> <ul style="list-style-type: none"> <li>C-686A</li> </ul>	17

**Notes:** *Facilities are listed South to North*

*The first set of initials indicate the Project Manager and the second set of initial indicate the Program Area Manager*

Project Manager Legend

WMC – M. Cane  
CTH – C. Harney

VMF – V. Fischer

Program Area Manager Legend

KMS – K. Skeels  
CAS – C. Stracciolini  
RFM – Ronald Mieszkowski

RJZ – R. Zakharina  
RLR – R. Rash  
CLR – C. Rood

# **DELAWARE RIVER JOINT TOLL BRIDGE COMMISSION**

**March 25, 2019**

## **PROJECT STATUS REPORT**

### **TRENTON-MORRISVILLE TOLL BRIDGE**

#### **SOUTHERN OPERATIONS & MAINTENANCE FACILITIES IMPROVEMENTS PRELIMINARY, FINAL & POST DESIGN SERVICES C-519A**

This contract is for Preliminary, Final and Post-Design Services for space utilization improvements at New Hope Lambertville Toll Bridge Executive Headquarters and the demolition and reconstruction of the Trenton Morrisville Toll Bridge Administration Building as identified under a Task Order Assignment for Space Utilization Program and Concept Study.

In accordance with the Commission's February 26<sup>th</sup> Regular Monthly Commission Meeting, this Contract was awarded to Gannett Fleming, Architects Inc. (GF). Accordingly; a Notice of Award and Limited Notice to Proceed was issued to GF effective February 27, 2018.

A Kick-Off Meeting was conducted with GF on March 20, 2018, and a record room site visits to review and obtain existing records documents was conducted on March 27, 2018. GF is currently conducting existing condition surveys at the New Hope Toll Bridge Facility, contacting all existing public utilities and updating the Boundary & Topographic surveys at Trenton Morrisville site. Consultant continue to conduct users' meeting and updating the Space Utilization Program to serve the Commission's current operations and anticipated needs in the foreseeable future.

#### **BAR7 STRUCTURAL ANALYSES OF TRENTON-MORRISVILLE TOLL BRIDGE APPROACH STRUCTURES Task Order Assignment C-715A-3**

Under this Task Order assignment Pennoni Associates will load rate the six (6) approach structures to the Trenton-Morrisville Toll Bridge. These ratings are required as a result of the FHWA directives mandated by MAP21 and Fast Act. These bills require that all bridges be rated for Specialized Hauling Vehicles (SHVs) and Emergency Vehicles EVs). Pennoni received Notice to Proceed on October 29, 2018. Ramp Y over Route 29 final ratings were submitted on January 11, 2019 along with the preliminary rating reports for the remaining five (5) structures. Preliminary reports were reviewed and commented on. Final reports to be submitted the first week of March.

# **DELAWARE RIVER JOINT TOLL BRIDGE COMMISSION**

**March 25, 2019**  
**PROJECT STATUS REPORT**

## **SCUDDER FALLS BRIDGE REPLACEMENT PROJECT**

**FINAL DESIGN**  
Contract No. C-660A

During the February reporting period Michael Baker Jr., Incorporated (Baker) of Hamilton New Jersey continued their coordination and support with the utility relocation effort in PA and NJ; continued to review and respond to various Requests for Information (RFIs) and submittals from the Contractor and the Construction Manager; and, attended Contract T-668A Progress Meetings and various technical meetings involving design issues with the Contractor and CM/CI team. Baker was also involved in the ongoing coordination with PennDOT regarding long term detours that are needed for the Taylorsville Road Interchange ramp work to achieve Phase 1 tolling.

**CONSTRUCTION**  
Contract No. T-668A

Trumbull Corporation of Pittsburgh, PA (Trumbull) was awarded the Scudder Falls Bridge Replacement Construction Contract T-668A in the amount of \$396,000,000.00 at the Commission's January 30, 2017 Meeting. The Commission issued a full Notice to Proceed on March 3, 2017.

Weekly Meetings continued between the Contractor and the Commission's Project team to discuss Project schedule, progress, and planning for ongoing and/or upcoming construction activities. Trumbull continued to submit Requests for Information (RFI's) and make required project submittals throughout this reporting period for ongoing and upcoming construction activities. To date there have been a total of 701 Contractor RFIs and a total of 1,152 Contractor Submittals. Trumbull and the Construction Manager (Hill/Jacobs) have also been coordinating on the Baseline CPM Schedule progress updates.

During the February reporting period Trumbull continued construction in work areas extending throughout the project limits in order to complete parallel activities on the project.

In **Pennsylvania**, construction continued on: utility work along Woodside and Taylorsville Roads; adjacent to I-295 to past the new Administration Building site; and, under the new I-295 road bed leading to the BM/AET building; drainage installation within the I-295 median area and along I-295 WB Ramps N, S, and T in PA; the I-295 Bridges over Taylorsville Road and the Delaware Canal; AET Gantry structure foundation pedestals; and, Bridge Monitor/All Electronic Toll (BM/AET) Building exterior wall framing, interior drywall, mechanical, electrical and plumbing utilities. Construction was completed on the gabion (rock baskets) lined drainage channel between the Delaware Canal and the Taylorsville Road Bridge.

On the **Main River Bridge**, construction continued on: the bridge deck formwork, drainage scuppers, shear studs and rebar; and, setting the concrete screed rail and formwork

## **DELAWARE RIVER JOINT TOLL BRIDGE COMMISSION**

**March 25, 2019**

### **PROJECT STATUS REPORT**

bulkheads at various locations between spans 1 and 7; the installation of utility conduit supports and the conduits beneath the new bridge deck; the downstream trestle causeway riverbank bulkheads in PA and NJ; the downstream, in-water trestle causeway sections in PA and NJ; and, removal of the upstream trestle causeway from PA.

In New Jersey, an 18-week detour was implemented on 2/18/19 to facilitate construction of the NJ northern roundabout, which began with earthwork and drainage structures. This detour was previously approved by NJDOT. Elsewhere, construction continued on: drainage structures and pipes within the various interchange ramps and along I-295; existing I-295 NB main approach bridge demolition; new main approach bridge abutments and piers including piles and drilled shaft foundations, columns and MSE walls; and, the installation of sign structure foundations, and highway and interchange lighting.

### **CONSTRUCTION MANAGEMENT**

**Contract No. CM-669A**

At the October 31, 2016 Commissioners Meeting, the Commission awarded Contract No. CM-669A, Construction Management Services for the Scudder Falls Bridge Replacement project to Hill International (Hill) of Philadelphia, PA for an amount not-to-exceed \$25,015,066.98. Hill was provided with Notice of Award and Limited Notice to proceed on November 2, 2016. Hill was then issued a Full Notice to Proceed on January 31, 2017, in parallel with the award of the Scudder Falls Bridge Replacement Contract T-668A at the same meeting.

The Hill team continues to supply construction management personnel as necessary, monitor Trumbull's performance and progress, conduct bi-weekly progress meetings, oversee and coordinate the three (3) construction inspection firms, perform utility coordination in NJ & PA, perform schedule reviews, conduct bi-weekly scheduling meetings, maintain document control, perform health and safety inspections, adjust project staffing as required, address material testing and inspection plan requirements, prepare monthly contractor invoices and manage overall project budget.

### **CONSTRUCTION INSPECTION OF THE PENNSYLVANIA APPROACH**

**Contract No. CI-671A**

This Contract is for Construction Inspection (CI) Professional Services for the PA Approach Roadway Improvements portion of the Scudder Falls Bridge Replacement Project, Contract T-668A. TRC Engineers, Inc. (TRC) of Plymouth Meeting, PA was awarded this contract at the February 27, 2017 Commissioners' Meeting; and issued a full Notice to Proceed effective March 29, 2017.

During this reporting period TRC continued to provide four (4) full-time inspectors to work on the Pennsylvania Approach Roadway portion of the Project under the supervision of the Construction Manager. Additional Inspectors will be provided as the need arises based on the Contractor's schedule.

## **DELAWARE RIVER JOINT TOLL BRIDGE COMMISSION**

**March 25, 2019**

### **PROJECT STATUS REPORT**

#### **CONSTRUCTION INSPECTION OF THE MAIN RIVER BRIDGE**

**Contract No. CI-672A**

This Contract is for Construction Inspection (CI) Professional Services for the Main River Bridge portion of the Scudder Falls Bridge Replacement Project, Contract T-668A. WSP/Parsons Brinckerhoff, Incorporated (PB) of Lawrenceville, NJ was awarded this contract at the February 27, 2017 Commissioners' Meeting; and issued a full Notice to Proceed effective March 22, 2017.

During this reporting period PB continued to provide four (4) full time inspectors to work on the Main River Bridge portion of the Project and also continued to provide one (1) full time inspector to work on the Pennsylvania Approach Roadway portion of the Project with all inspectors working under the supervision of the Construction Manager. Additional Inspectors will be provided as the need arises based on the Contractor's schedule.

#### **CONSTRUCTION INSPECTION OF NEW JERSEY APPROACH**

**Contract No. CI-673A**

This Contract is for Construction Inspection (CI) Professional Services for the NJ Approach Roadway Improvements portion of the Scudder Falls Bridge Replacement Project, Contract T-668A. Gannett Fleming, Inc. (GF) of South Plainfield, NJ was awarded this contract at the February 27, 2017 Commissioners' Meeting and issued a full Notice to Proceed effective March 29, 2017.

During this reporting period GF continued to maintain the contract's full complement of five (5) inspectors to provide inspection and material testing on the New Jersey approach portion of this project under the supervision of the Construction Manager. Two of the current five inspectors are from GF's IBE sub-consultant, Churchill Consulting Engineers.

#### **BM/AET BUILDING CODE COMPLIANCE INSPECTIONS**

**Task Order Assignment No. C-703A-6**

Utilizing the Commission's current Construction Management Task Order Agreement, this Task Order Assignment is to provide Code Compliance Inspections on as needed basis for the construction of the new BM/AET Building being constructed as part of the Scudder Falls Bridge Replacement project. Said services will be provided by a Commonwealth of Pennsylvania Department of Labor and Industry (PA L&I) Certified Third-Party Agency in the appropriate building trade categories and in accordance with the current Uniform Construction Code Inspection Procedures UCC-9.

Urban was issued Notice to Proceed effective August 6, 2018. UCC inspections have been performed on a periodic basis as determined by the classification of work being performed and will continue until building construction is complete in 2019.



# DELAWARE RIVER JOINT TOLL BRIDGE COMMISSION

March 25, 2019

## PROJECT STATUS REPORT

### DESIGN MANAGEMENT CONSULTANT SERVICES

#### T-668A CONSTRUCTION

Task Order Assignment No. C-502A-2I

AECOM is providing DMC services during the construction of the Scudder Falls Bridge Replacement Project, Contract T-668A, under this Task Order Assignment, which began on April 1, 2017. The DMC Services include support to the Commission in the following:

**Environmental Agency Coordination** – Continuous services providing Project-wide assistance with environmental activities including agency site visits; contractor inquiries associated with existing permits obtained by the Commission; and, monitoring and implementation of existing environmental mitigation stipulations associated with pre-construction project permits and agency agreements.

**Environmental Permitting** - In New Jersey, continued coordination with Baker and the NJDEP regarding the mussel survey/relocation work required along the downstream side of the Scudder Falls Bridge in advance of the installation of the downstream trestle work platform in the river. Due to the high river levels and the inability to perform the mussel survey/relocation work, a waiver request has been submitted to NJDEP and approved by them. A separate mitigation plan is currently being developed as requested by NJDEP.

**Environmental Monitoring Services** – Continuous services throughout construction to meet project permit requirements. Services performed during this reporting period included weekly monitoring of the project site for compliance with environmental requirements. Archaeological Monitoring services are also being performed for certain NJ excavation activities in conformance with the Project's Programmatic Agreement although no archaeological monitoring work was performed this reporting period. AECOM also began the Peregrine Falcon Monitoring Program for 2019 and will provide weekly monitoring reports to the PA Game Commission during the monitoring period. Weekly Environmental Monitoring of the project site was also performed by ACT Engineers, a sub-consultant to AECOM.

**Contracts C-660A and T-668A Progress Support** - DMC services during this reporting period included participation in the work flow for review and distribution of the contractor's submittals and requests for information (RFI); ongoing coordination with the Baker Team on RFI and contractor submittal responses; design and/or construction issue trouble-shooting and resolution support with involvement in the various technical issues meetings with the CM and the Contractor; ongoing utility relocation work and existing facility interface coordination support; utility design coordination between the Commission's District 1 Administration Building Design and SFB construction projects; and, coordination with Commission Operation's and Public Safety Bridge Security Departments on maintenance of the existing equipment within the SFB Project construction zone.

**CI Contract Administration** – AECOM staff serve as Project Managers for the three (3) Construction Inspection (CI) contracts associated with the Scudder Falls Bridge project. This

## **DELAWARE RIVER JOINT TOLL BRIDGE COMMISSION**

**March 25, 2019**

### **PROJECT STATUS REPORT**

includes coordination with the CI firms for the supplying of inspectors to the project as requested by the Construction Manager; and, administration of the CI contracts and address any contractual needs.

### **PUBLIC INVOLVEMENT SERVICES**

**FINAL DESIGN**

**Contract No. C-662A**

McCormick Taylor, Inc. (MT) was awarded this Public Involvement (PI) Contract at the Commission's September 28, 2015 Meeting, and issued Notice to Proceed effective October 29, 2015. MT's public involvement effort focuses on regularly communicating project activities to officials, stakeholders and the public, as well as informing motorists of near-term construction stage travel implications, performing public involvement initiatives and market research activities and development of discussion guides and analysis related the implementation of the new toll, and payment options related to All-Electronic Tolling. MT has finalized a new project specific logo and has created a new project specific website that went live on October 4, 2018. MT has submitted a proposed public involvement toll-implementation strategy and timeline to Commission staff for review.

### **CAPITAL PROGRAM MANAGEMENT CONSULTANT (CPMC) & DESIGN MANGEMENT CONSULTANT (DMC) SERVICES FOR THE I-95/SCUDDER FALLS BRIDGE IMPROVEMENT PROJECT**

#### **CPMC SERVICES – 2018 THROUGH 2021**

**Task Order Assignment No. C-502A-1M**

Task Order Assignment 502A-1M, Capital Program Management Consultant (CPMC) Services for 2018 through 2021 began in April 2018. AECOM is currently providing two (2) part-time Project Managers to oversee and administer various design and construction projects that are being advanced in the Capital Improvement Program. During this reporting period, CPMC Staff continued to provide the management and oversight of Professional Services Contract C-644A, CM/CI Services Contract CM-644A, and Construction Contract T-644A for the I-78 Roadway Approach/Transition Slabs Rehabilitation and the Rehabilitation of the Cedarville Road Overpass, as well as Contract T-707A for the New Commission Administration Building and the associated CM/CI Contract CM-707A.

### **COMMISSION ADMINISTRATION BUILDING AT SCUDDER FALLS**

**Design**

**Contract No. C-707A**

The design team attended bi-weekly project status meetings, reviewed submittals and responded to request for information from the contractor. The design team also completed on site observations as needed. The design team developed and issued field bulletins and clarification for the contractors use as needed.

# **DELAWARE RIVER JOINT TOLL BRIDGE COMMISSION**

## **March 25, 2019 PROJECT STATUS REPORT**

Construction Management  
Contract No. CM-707A

Joseph Jingoli & Son, Inc. facilitated the bi-weekly project status meetings and various field meeting as needed for the project. Jingoli continues to complete document processing that includes receiving and distributing project submittals and requests for information from the contractor. Review of schedule updates occur along with a report summarizing their findings that is provided to the contractor to address. The construction management team issued their monthly project status report and continues to release three-week look ahead schedules. Staff from the construction manager include the Resident Engineer and the Mechanical/Electrical/Plumbing Inspector, are on site daily as field work by the contractor continues.

Construction  
Contract No. T-707A

Project submittal items continue to be submitted by the contractor and are being reviewed by the design team along with various requests for information. The contractor submitted project schedule update number nine. Installation of exterior and interior metal studs, roof parapets and sheathing are all underway. Interior block wall installation is complete. The construction of the exterior curtain wall is on-going. Electrical rough-in work is occurring as interior walls are constructed. Finally, installation of the HVAC system and the fire suppression system are underway.

The 1799 building exterior stucco coating for the chimneys is complete.

# **DELAWARE RIVER JOINT TOLL BRIDGE COMMISSION**

**March 25, 2019  
PROJECT STATUS REPORT**

## **NEW HOPE-LAMBERTVILLE TOLL BRIDGE**

**SALT STORAGE FACILITY - DESIGN  
Task Order Assignment No. C-702B-5**

IH Engineers was issued Notice to Proceed effective August 21, 2018. A project kick-off meeting was held with IH on August 29, 2018 with operations and supervisory staff in attendance. This Task Order Assignment is to perform final design for constructing a new salt storage facility to meet the needs at NH-L Toll Bridge and to be constructed adjacent to the existing barn/salt storage building.

The designer submitted final bid documents on January 25, 2019 and the project was advertised to receive bids on February 28, 2019.

## **I-78 BRIDGES AND APPROACH SLABS REHABILITATION**

**Design  
Contract No. C-644A**

Gannett Fleming, Inc. (GF) was awarded this design contract at the Commission's February 2016 Meeting, and Notice to Proceed issued March 1, 2016. This design project is for the repair of various bridge, pavement and other miscellaneous deficiencies associated with the 13 bridges and approach roadways located within the DRJTBC's jurisdiction on I-78.

During this reporting period, GF continued preparing the final as-built drawings based upon the red-line drawings provided by Greenman-Pedersen, Inc. GF's contract modification request to transfer unused budget from their IBE sub-consultant, Malick & Scherer, to GF is currently under review.

**Construction Management/Construction Inspection  
Contract No. CM-644A**

Greenman-Pedersen, Inc. (GPI) was awarded this Construction Management/Construction Inspection Services contract at the Commission's April 2017 Meeting with the Notice to Proceed issued effective May 24, 2017.

During this reporting period, GPI drafted Allowance Reduction (AR) No. 6, which included the settlement amount for the paint subcontractor's inefficiencies experienced by the elimination of the 24/7 single lane closure on I-78 in the westbound direction. This AR also included the final month's rent for the field office. GPI's Resident Engineer is currently on an as-needed basis to follow up on project related issues until J.D. Eckman returns this spring to complete the remaining temperature sensitive punch-list and extra work items. GPI developed Construction Estimate No. 18, which included AR No. 6 and a partial reduction in the retainage.

# **DELAWARE RIVER JOINT TOLL BRIDGE COMMISSION**

## **March 25, 2019 PROJECT STATUS REPORT**

Construction  
Contract No. T-644A

J.D. Eckman, Inc. (JDE) was awarded this Construction contract at the Commission's April 2017 Meeting, and given Notice to Proceed effective May 22, 2017.

There was no work performed during this reporting period. JDE will return in the Spring of 2019 to complete the remaining weather sensitive punch-list items. JDE and their paint subcontractor came to an agreement with the Commission/GPI/AECOM on the settlement amount for the painting inefficiencies experienced due to the loss of a 24/7, I-78 westbound lane closure.

### **I-78 PAVEMENT REHABILITATION (JOINT REHABILITATION)**

Design  
Contract No. DR-721A

This project is for the rehabilitation of deteriorated transverse and longitudinal asphalt joints on I-78 throughout the Commission's New Jersey jurisdiction.

During this reporting period the Commission's Capital Program Management Consultant (CPMC) developed the draft contract specifications, estimate of quantities, construction details and engineer's estimate for this construction contract. A page-turn will be conducted to finalize the construction documents and this contract is anticipated to be procured through the Commission's Job Order Contracting (JOC) program once it is operational.

### **NORTHAMPTON STREET TSB REHABILITATION**

Task Order Assignment C-715A-4

Under this Task Order assignment Pennoni will perform an in-depth inspection of the structure from the waterline up and perform a structural analysis. Using the findings of the inspection and structural analysis they will prepare a report listing recommended repairs. The report will be used by the Commission to author a Request for Proposal to prepare the design plans and specifications to accomplish the repairs. Final report is to be completed by the end of March. Field work has begun and lane closures and rigging will begin the week of January 7, 2019. Field inspection was performed January 7, 2019 through January 16, 2019. Pennoni staff researched and reviewed as-built construction plans, rehabilitation/repair plans, load rating reports and inspection and maintenance reports. Microfilm records of the bridge were obtained from the Commission and converted to .pdf format. Pennoni developed 3D bridge model calculations and inputs; load rating truck load case calculations and model inputs; and global FEM analysis post-processor. Pennoni began preparation of in-depth inspection report, superstructure capacity calculations, and construction sequence for staging and MPT options. Draft Rehab Summary Report to be submitted on March 14, 2019.

## **DELAWARE RIVER JOINT TOLL BRIDGE COMMISSION**

**March 25, 2019  
PROJECT STATUS REPORT**

### **EASTON-PHILLIPSBURG TOLL BRIDGE**

**SALT STORAGE FACILITY - DESIGN  
Task Order Assignment No. C-702B-3**

IH Engineers was issued Notice to Proceed effective February 16, 2018. A project kick-off meeting was held with IH on the same date. This Task Order Assignment is to perform final design for constructing a new salt storage facility to meet the needs at E-P Toll Bridge.

IH was provided direction to prepare revised final design construction bid documents to the Commission and the project is currently advertised to receive bids on March 28, 2019. IH is currently providing post-design/pre-award services.

### **DELAWARE WATER GAP TOLL BRIDGE**

**TOLL PLAZA ROADWAY & NJ APPROACH REPAIRS  
Task Order Assignment No. C-702B-6**

IH Engineers was issued Notice to Proceed effective February 6, 2019. A project kick-off meeting was held with IH on February 8, 2019. This Task Order Assignment is to provide a Scoping/Concept Study Report for WB Toll Plaza Roadway and NJ Approach Repairs at the Delaware Water Gap Toll Bridge facility.

IH and their subconsultants are in the process of gathering relative data and performing field assessments.

# **DELAWARE RIVER JOINT TOLL BRIDGE COMMISSION**

**March 25, 2019  
PROJECT STATUS REPORT**

## **MILFORD-MONTAGUE TOLL BRIDGE**

**SALT STORAGE FACILITY  
CONSTRUCTION MANAGEMENT  
Task Order Assignment No. C-703A-3**

Urban Engineers was issued Notice to Proceed effective October 16, 2017. A project kick-off meeting was held with Urban on October 16, 2017. Urban provided a part time Project Manager, full time Resident Engineer/Inspector and part time Scheduler throughout this task order assignment. Urban attended a kick-off meeting with the contractor (Bracy), conducted job progress meetings and performed construction management and inspection activities. Field activities resumed in mid-April and Urban performed CM related duties through project completion. Field work is now complete and the assignment is in the process of being closed out.

## **DISTRICT 2 AND 3 PHASE 1 TOLL COLLECTION COUNTING FACILITIES**

**PRELIMINARY, FINAL & POST DESIGN SERVICES  
C-696B-1**

Utilizing the Commission standing Consulting Engineer Task Order Agreement with French & Parrello Associates (FPA), this Task Order Assignment is to obtain engineering preliminary, final, and post design services to support the Commission needs for Toll Counting facilities at I-78, Easton Philipsburg, and Delaware Water Gap Toll Bridge Facilities.

As a part of a fast track implementation plan, Kick-Off Meeting was conducted with FPA on October 20, 2016, at which time the Consultant provided pre-schematic design sketches to expedite Commission's input on the same. The Consultant collected Project related record documents after this meeting, conducted site visits on October 25<sup>th</sup> at all three locations. Schematic Design Submission was received on November 9<sup>th</sup>, 2016 and a submission review meeting was held on November 14<sup>th</sup> sharing the Commission's comments with the Consultant. Final Design Submission was received December 30, 2016 and a design submission review meeting was conducted on January 9, 2017 and revised documents were received January 19, 2017.

# **DELAWARE RIVER JOINT TOLL BRIDGE COMMISSION**

**March 25, 2019**

## **PROJECT STATUS REPORT**

### **APPROACH ROADWAY IMPROVEMENTS AT THE CENTRE BRIDGE – STOCKTON, NEW HOPE – LAMBERTVILLE, AND UHLERSTOWN – FRENCHTOWN TOLL-SUPPORTED BRIDGES**

#### **DESIGN**

Task Order Assignment C-715A-1

Under this Task Order Assignment (TOA) the Consultant, Pennoni, Inc. (Pennoni), is providing professional services for the design of approach roadway improvements at the Centre Bridge – Stockton, New Hope – Lambertville, and Uhlerstown – Frenchtown Toll-Supported Bridges. Improvements include select roadway repaving, re-striping, three (3) ADA ramps, replacement of six (6) inlets, curbing repair and patching/coating of a retaining wall.

Notice to proceed was given on September 25, 2017. Final plans and specifications are ready awaiting construction under the Job Order Contracting Program.

#### **ELECTRONIC SURVEILLANCE / DETECTION SYSTEM**

##### **ESS MAINTENANCE CONTRACT**

Contract No. DB-724A

Schneider Electric Building Americas, Inc. continued to provide maintenance services in support of the Electronic Surveillance / Detection System under the direction of the Commission's Public Safety and Bridge Security, who operate the system from the Primary Control Center located at the New Jersey State Police's Regional Operation and Information Center (ROIC) in West Trenton, New Jersey.

#### **CUSTOMER SERVICE CENTER/VIOLATION PROCESSING CENTER PROJECT DB-584**

The new NJ Customer Service Center (CSC) is live. The New Jersey Turnpike Authority (NJTA), as the lead agency, is facilitating all meetings with the other agencies and Conduent to manage the implementation of outstanding system elements. Commission staff, Conduent, HNTB and representative from the other agencies that are included in the NJ CSC participated in follow-up workshops to review the AET invoice templates, website FAQs, and interactive voice response call tree, that will be implemented for the Scudder Falls Bridge.



# **DELAWARE RIVER JOINT TOLL BRIDGE COMMISSION**

**March 25, 2019  
PROJECT STATUS REPORT**

## **TAFFIC COUNT PROGRAM UPGRADE DR-550A**

A Purchase Order was issued to Signal Service, Inc., West Chester, PA for the traffic counters, server and additional materials. Signal Service is a member of the Pennsylvania Department of General Services COSTARS Program (Cooperative Purchasing Contract No. 4400012659). The COSTARS Program sets the pricing for the traffic counters, auxiliary equipment, and software to be purchased.

As the Commission expands its wide area network (WAN) to the toll supported bridges, the traffic counters will transition from the wireless modems to the WAN for the transmission of data.

## **ELECTRONIC TOLL COLLECTION SYSTEM REPLACEMENT DESIGN, BUILD AND MAINTAIN Contract No. DB-540A**

TransCore is coordinating with the Scudder Falls Bridge construction management team for the implementation of the electronic toll collection system at the Scudder Falls Bridge once the building and gantry are complete. TransCore is receiving the various lane components and are being placed in storage at their local maintenance facility.

Commission Staff and TransCore meet monthly to review and discuss system operational and maintenance items. A weekly call also takes place to briefly review system maintenance items for the week.

## **ELECTRONIC TOLL COLLECTION / TOLLING TASK ORDER CONSULTANT**

### **ELECTRONIC TOLL COLLECTION SYSTEM REPLACEMENT: TOLL PLAZA LED SIGN INSTALLATION AND INTEGRATION Task Order Assignment No. C-701A-4**

This Task Order Assignment is complete and will be closed out upon processing the final invoice and completion of a task order closeout modification.

# **DELAWARE RIVER JOINT TOLL BRIDGE COMMISSION**

**March 25, 2019**

## **PROJECT STATUS REPORT**

### **ALL ELECTRONIC TOLLING STUDY**

**Task Order Assignment No. C-701A-5**

RK&K submitted the draft report and it was distributed to Commission Executive Staff review. Review comments will be compiled and submitted to RK&K to address.

### **LEVEL 3 – INVESTMENT GRADE TRAFFIC AND REVENUE FORECASTS**

**Contract No. C-549AR**

There is no activity on this project to report.

### **BUILDINGS & FACILITIES ENERGY CONSERVATION MEASURES**

#### **PRELIMINARY, FINAL & POST DESIGN SERVICES**

**C-657A-3**

Utilizing the Commission standing Consulting Engineer Task Order Agreement with Joseph Jingoli & Son, Inc. (JJS), this Task Order Assignment is to obtain engineering preliminary, final, and post design services to implement the Energy Conservation Measures (ECM) identified in an ASHRAE Level 3 Energy Audit prepared under Task Order Assignment No. C-657A-1 at all of the Commission's seven (7) Toll Bridge facilities.

A Kick-Off Meeting was conducted with JJS on November 21, 2016, record room site visits, and field surveys of the seven toll bridges has been completed. Progress meeting was conducted on February 1, 2017, reporting field observations and conditions in advance of a Schematic Design submission was received February 28, 2017 and a design review meeting was conducted with the consultant on March 21, and a Final Submission was received on April 24, 2017 addressing Commission's comments. Public Bid Advertisements for an Electrical and a Mechanical Construction Contracts were posted on May 9<sup>th</sup>, bids were publically opened on June 8<sup>th</sup> & June 13<sup>th</sup> respectively. Bids received from the low bidder of each Contract was reviewed by JJS, Commission Staff and Counsels, and found to be responsive. Construction Contracts Awards were made for each of the two (2) Contracts and Consultant is currently providing Post Design Services answering Contractors' Requests for Information and reviewing submittals.

# **DELAWARE RIVER JOINT TOLL BRIDGE COMMISSION**

**March 25, 2019  
PROJECT STATUS REPORT**

## **CONSTRUCTION MANAGEMENT SERVICES Task Order Assignment No. C-696A-2**

Utilizing the Commission's current Facilities Task Order Agreement with Johnson, Mirmiran & Thompson (JMT), this Task Order Assignment is to provide Construction Management (CM) Services in connection with the Energy Conservation Measures (ECM) implementation Project.

A meeting was held with the Consultant on July 13<sup>th</sup> to review the Commission's expectations of the consultant's services during the Pre-Construction and Construction phases of both Electrical & Mechanical ECM implementation Construction Contracts T-645A and T-645B respectively. Subsequently, the Notice of Award and Limited Notice to Proceed was issued to JMT effective July 17, 2017.

JMT is currently providing construction field inspections, conducting bi-weekly progress meetings along with processing Architectural Supplementary Instructions, Contractor's Submittals and Request for Information, conducting final walk-through and begun the Close-Out procedure for each of the two Construction Project.

## **CONSTRUCTION Contract No. T-645A**

MJF Construction Inc., was awarded this construction contract at the Commission's June 2017 Meeting. Notice of Award and Limited Notice to Proceed letter was issued effective June 27, 2017. Notice to Proceed effective date of July 24<sup>th</sup> was issued in accordance with the Contract Specifications and Pre-Construction Meeting was held on July 27<sup>th</sup>.

Interior and exterior lighting replacement activities is near completion and Contractor is currently finalizing the Commission wide lighting controls system configuration at all seven Toll Bridges Facilities. Training workshop covering all Toll Bridge facilities was completed on December 11, 2018, Substantial Completion was reached December 31, 2019, and Project Close-Out has begun.

## **DELAWARE RIVER JOINT TOLL BRIDGE COMMISSION**

### **March 25, 2019 PROJECT STATUS REPORT**

#### **CONSTRUCTION Contract No. T-645B**

Schneider Electric Buildings Americas, Inc., was awarded this construction contract at the Commission's June 2017 Meeting. Notice of Award and Limited Notice to Proceed letter was issued effective June 27, 2017. Pre-Construction Meeting was held on August 11<sup>th</sup> and a Notice to Proceed effective date of August 16<sup>th</sup> was issued.

Contractor completed working at Milford Montague, Delaware Water Gap, Portland-Columbia, I-78, Easton Phillipsburg and the New Hope Toll Bridge Facility. Contractor completed system integration, interface and setting up the Sequence of Operation of the Commission wide Building Management System at all six Toll Bridge Facilities. Training workshop was completed on December 11, 2018, Substantial Completion was reached December 31, 2018, a second training session was conducted at Easton Phillipsburg and New Hope Facilities on February 13<sup>th</sup> and 27<sup>th</sup> respectively, and Project Close-Out has begun.

#### **JOB ORDER CONTRACTING**

##### **JOB ORDER CONTRACTING PROGRAM MANAGER Contract No. C-727A**

The Gordian Group completed preparation of the front end bid documents as well as the Construction Task Catalog and supplementary Technical Specifications to be used to procure contractors to provide job order contracting type construction services. Additionally, the first phase of the external marketing program was implemented involving direct emails focused on the local contracting community.

#### **GENERAL ENGINEERING CONSULTANT 2015-2020 ANNUAL INSPECTIONS C-684A**

As the Commission's General Engineering Consultant (GEC), Cherry, Weber & Associates (CWA) is providing Annual Inspection Services for the Toll-Supported Bridges in 2016. CWA was provided with Notice to Proceed on March 23, 2015. On November 21, 2016, the Commission, via Resolution 3090-11-16, extended CWA's contract to perform GEC services and inspections in 2017 & 2018. On November 19, 2018, the Commission, via Resolution 4045-10-18, extended CWA's contract to perform GEC services and inspections in 2019 & 2020, the second and final of two 2-year optional extensions in the original contract.

The 2018 Annual Inspection Report was accepted by the Commission on February 25, 2019.

**DELAWARE RIVER JOINT TOLL BRIDGE COMMISSION**

**March 25, 2019**

**PROJECT STATUS REPORT**

**2015-2016 TRAFFIC ENGINEERING CONSULTANT**

**Contract No. C-686A**

The draft report was submitted for Commission Staff to review. Review comments were provided to Pennoni Engineers to address. The final report was submitted and presented at the February 2019 Committed Meeting and the report was accepted at the February 2019 Commission Meeting.

# **DELAWARE RIVER JOINT TOLL BRIDGE COMMISSION**

**Meeting of March 25, 2019**

## **OPERATIONS**

The following Pages reflect the reports on those items assigned to the Operations Department. Each item is reported separately and page numbered accordingly.

**DELAWARE RIVER JOINT TOLL BRIDGE COMMISSION**  
**Meeting of March 25, 2019**

**OPERATIONS INDEX**  
**FOR**  
**PUBLIC SAFETY & BRIDGE SECURITY**

<b>SUBJECT</b>	<b>DESCRIPTION</b>	<b>PAGE NUMBER</b>
Public Safety & Bridge Security	Status Reports Month of February 2019	1-21

**DELAWARE RIVER JOINT TOLL BRIDGE COMMISSION**  
**Meeting of March 25, 2019**

**PUBLIC SAFETY AND BRIDGE SECURITY**  
**MONTH OF FEBRUARY 2019**

The below-listed items represent meetings, communications, tasks, and projects involving the Public Safety and Bridge Security Department:

**Radio System**

- During the month of February 2019, Public Safety and Bridge Security (PSBS) personnel, along with the NJ State Police and Motorola have been working with personnel who manage the Solebury and Stockton Towers to prepare for the extension of the Stockton Tower and installation of radio equipment at both sites.
- PSBS received new mobile radios for the new Commission vehicles ordered to replace those taken out of service or reassigned.
- PSBS personnel alone, and in conjunction with the New Jersey State Police investigated various other DRJTBC radio issues both during and after normal working hours.
- PSBS personnel continue to work with the Districts and IT to update the CarteGraph radio inventory database.

**Access Control System**

- During the month of February 2019, PSBS personnel worked with General Supply (Commission's locksmith) to address various lock issues.
- During the month of February 2019, General Supply performed preventative maintenance on doors at our facilities.
- During the month of February 2019, the ACS database was audited and pictures were updated for employees and contractor cards. Various other employee ACS rights were updated and/or changed at the request of supervisors.
- Various door alarms and ACS issues were addressed both during and after normal working hours.

**Public Safety & Bridge Security**

- During the month of February 2019, PSBS staff continued installing new monitors at the bridge shelters. These monitors allow for the simultaneous viewing of cameras from the ESS systems and commission email/documents.



**DELAWARE RIVER JOINT TOLL BRIDGE COMMISSION**  
**Meeting of March 25, 2019**

**PUBLIC SAFETY AND BRIDGE SECURITY**  
**MONTH OF FEBRUARY 2019**

- During the month of February 2019, PSBS personnel continued to work with Schneider Electric on various new Capital Projects, pending projects and current construction projects.
- During the month of February 2019, PSBS conducted interviews for the ESS Monitor position at the Primary Control Center.
- During the month of February 2019, PSBS personnel continued working with Engineering on the new Scudder Falls facility, Administration Building and the design renovations to the Trenton Morrisville administration building.
- PSBS personnel reviewed and purged the ESS video storage database that contains copies of videos requested by DRJTBC personnel and outside agencies.
- PSBS personnel worked during, and after normal working hours on numerous issues and problems raised by Commission members.
- The PSBS Primary Control Center (PCC) continues to operate 24/7 and detected, documented, and assisted the Regional bridges with various emergencies, traffic, and security related incidents.
- During the month of February 2019, PSBS personnel worked with several police departments and DRJTBC personnel on various inquiries and investigations. As a result, PSBS personnel investigated and processed Thirty-Three video requests. Please see the attached "ESS Request Video Report" for a summary of information on each request.

**Miscellaneous**

- On February 3<sup>rd</sup> 2019, PSBS Staff held a meeting with Bridge Security Bridge Monitors.
- On February 4<sup>th</sup> 2019, PSBS Staff attended the BM/AET Building bi-weekly meeting.
- On February 7<sup>th</sup> , 21<sup>st</sup> 2019, PSBS Staff held a biweekly meeting with Schneider Electric to review BD-724A phase projects.

**DELAWARE RIVER JOINT TOLL BRIDGE COMMISSION**  
**Meeting of March 25, 2019**

**PUBLIC SAFETY AND BRIDGE SECURITY**  
**MONTH OF FEBRUARY 2019**


- On February 19<sup>th</sup> 2019, PSBS staff attended TES training on Harassment Prevention, Supervisory/Leadership Training, and Suicide Prevention/Awareness & Coping with Trauma.
- On February 21<sup>st</sup> 2019, PSBS attended the Workplace Safety Committee Meeting.
- On February 21<sup>st</sup> and 22<sup>nd</sup> 2019, PSBS Staff held a meeting with Bridge Security employees to discuss and update on department activity.

# ESS Request Video

Report Month: 2/1/2019- 2/28/2019

Report Run Date: 3/1/2019

ID	Request Date	Request_Agency	Requestor	Location	Incident Type	DRJTBC Requestor
1893	2/1/19	DRJTBC	M. Wahl	NHL	Motor Vehicle Accident	Michael Wahl
1894	2/1/19	DRJTBC	M. Hartigan	NHL	Other	Kevin Raike
1895	2/1/19	DRJTBC	Nicholas Knechel	TM	Motor Vehicle Accident	Nicholas Knechel
1896	2/2/19	DRJTBC	Nicholas Knechel	Northampton	Motor Vehicle Accident	Nicholas Knechel
1897	2/2/19	DRJTBC	Nicholas Knechel	DWG	Motor Vehicle Accident	Nicholas Knechel
1898	2/3/19	DRJTBC	joseph trinian	TM	Motor Vehicle Accident	Joseph Trinian
1899	2/4/19	DRJTBC	John Kelly	Scudder Falls	Motor Vehicle Accident	Kevin Clark
1900	2/4/19	Mercer County Prosecutor's Office	Detective Shawn Bruton	TM	Police Investigation	Michael Rizza
1901	2/4/19	DRJTBC	M. Wahl	EP	Motor Vehicle Accident	Michael Wahl
1902	2/5/19	DRJTBC	Matt Skrebel	EP	Motor Vehicle Accident	Matt Skrebel
1903	2/5/19	DRJTBC	Michael Rizza	Northampton	Other	Michael Rizza
1904	2/8/19	DRJTBC	Cpl Paugh	EP	Motor Vehicle Accident	Kevin Clark
1905	2/12/19	DRJTBC	Nicholas Knechel	I78	Motor Vehicle Accident	Nicholas Knechel
1906	2/12/19	DRJTBC	Nicholas Knechel	I78	Motor Vehicle Accident	Nicholas Knechel
1907	2/12/19	DRJTBC	Nicholas Knechel	PC	Motor Vehicle Accident	Nicholas Knechel
1908	2/12/19	DRJTBC	Nicholas Knechel	I78	Motor Vehicle Accident	Nicholas Knechel
1909	2/13/19	DRJTBC	Lt Kevin Fey - Central Region Lt	EP	Internal Investigation	Denis Stites
1910	2/13/19	Township of Sparta Police Department	Det. Sgt. Jeffrey L. McCarrick #142	MM	Burglary	Matt Skrebel
1911	2/15/19	DRJTBC	M. Wahl	Calhoun St.	Bridge Jumper	Michael Wahl
1912	2/15/19	DRJTBC	M. Jones	TM	Motor Vehicle Accident	Matt Jones
1913	2/18/19	DRJTBC	AC Walsh	Riegelsville	Hit & Run MVA	Kevin Clark
1914	2/19/19	DRJTBC	D Stites - PCC	DWG	Motor Vehicle Accident	Denis Stites
1915	2/19/19	DRJTBC	D Stites - PCC	Riegelsville	Motor Vehicle Accident	Denis Stites



## ESS Request Video

Report Month: 2/1/2019- 2/28/2019

Report Run Date: 3/1/2019

ID	Request Date	Request_Agency	Requestor	Location	Incident Type	DRJTBC Requestor
1916	2/19/19	DRJTBC	Matt Skrebel	TM	Motor Vehicle Accident	Matt Skrebel
1917	2/19/19	DRJTBC	Matt Skrebel	Scudder Falls	Motor Vehicle Accident	Matt Skrebel
1918	2/21/19	DRJTBC	M. Leary Jr	EP	Motor Vehicle Accident	Mark Leary Jr
1919	2/23/19	PSP Trevoise	Dung Martinez	TM	Motor Vehicle Accident	Denis Stites
1920	2/24/19	Easton PD	Detective Leauber	Northampton	Police Investigation	Kevin Clark
1921	2/25/19	DRJTBC	Lt. Brumbaugh	DWG	Other	Michael Rizza
1922	2/25/19	DRJTBC	K. Railke	TM	Motor Vehicle Accident	Kevin Railke
1923	2/25/19	DRJTBC	Michael Rizza	Northampton	Overweight Crossing	Michael Rizza
1924	2/26/19	DRJTBC	Joseph Trinian III	Washington Crossing	Hit & Run MVA	Joseph Trinian
1925	2/27/19	DRJTBC	Mr Hill	PC	Other	Denis Stites

Total for Month: 33

## February 2019

Bridges	N/R Accidents		Traffic Accidents		Motorist Assists		Other	
	NJ	PA	NJ	PA	NJ	PA	NJ	PA
Milford-Montague 40	0	0	1	0	0	0	4	4
Delaware Water Gap 41	0	1	4	0	9	5	100	4
Portland Pedestrian 42	0	0	0	0	0	0	1	0
Portland-Columbia 43	0	0	1	0	0	0	0	0
Riverton – Belvidere 44	0	0	0	0	0	0	2	0
Rt 22 EP 45	0	0	1	0	0	0	2	0
Northampton St 46	0	1	1	0	0	0	0	0
I-78 47	0	0	4	1	4	5	56	10
Riegelsville 48	0	0	0	0	0	0	0	3
Upper Black Eddy Milford 49	0	0	0	0	0	0	9	0
Uhlerstown Frenchtown 50	0	0	0	0	0	0	12	0
Lumberville Raven Rock 51	0	0	0	0	0	0	0	0
Centre Bridge Stockton 52	0	0	0	0	0	0	6	0
New Hope Lambertville Toll 53	0	0	0	0	0	0	10	0
New Hope Lambertville 54	0	0	1	1	0	0	12	0
Washington Crossing 55	0	0	0	0	1	0	1	0
Scudder Falls 56	0	0	2	0	1	0	3	0
Calhoun St 57	0	0	0	0	0	0	1	0
Lower Trenton 58	0	0	1	0	0	0	0	11
Morrisville Trenton 59	0	1	2	1	4	1	0	2

	Citations	Warnings	Security Checks
New Jersey State Police	324	139	472
Pennsylvania State Police	67	28	393

# February 2019 Overweight Crossings-Central Region

2/28/2019

Bridge	Total Turnarounds	Total Overweights	Total Manned	Total Unmanned	NJSP Response	Summons Issued	Warnings Issued	PSP Response	Citations Issued	Warnings Issued2	Local Police Response	No Response Requested
Riverton-Belvidere	27	2	2	0	0	0	0	0	0	0	0	2
Northampton St.	288	5	5	0	2	1	1	2	1	1	0	1
Riegelsville	57	0	0	0	0	0	0	0	0	0	0	0
Uhlerstown - Frenchtown	14	1	0	1	0	0	0	0	0	0	0	1
February Totals	386	8	7	1	2	1	1	2	1	1	0	4

Bridge	Total Turnarounds	Total Overweights	Total Manned	Total Unmanned	NJSP Response	Summons Issued	Warnings Issued	PSP Response	Citations Issued	Warnings Issued	Local Police Response	No Response Requested
Riverton-Belvidere	65	3	2	1	1	0	1	0	0	0	0	2
Northampton St.	596	12	12	0	6	1	5	3	3	0	0	3
Riegelsville	121	0	0	0	0	0	0	0	0	0	0	0
Uhlerstown - Frenchtown	50	4	0	4	2	0	2	0	0	0	0	2
Year to Date Totals	832	19	14	5	9	1	8	3	3	0	0	7

# February 2019 Overweight Crossings-Southern Region

2/28/2019

Bridge	Total Turnarounds	Total Overweights	Total Manned	Total Unmanned	NJSP Response	Summons Issued	Warnings Issued	PSP Response	Citations Issued	Warnings Issued2	Local Police Response	No Response Requested
Lower Trenton	6	15	0	15	0	0	0	15	5	10	0	0
Calhoun Street	51	7	7	0	0	0	0	6	4	2	0	1
Washington Crossing	34	8	4	4	4	3	1	1	1	0	0	3
New Hope	40	3	2	1	2	2	0	1	1	0	0	0
Lambertville	0	0	0	0	0	0	0	0	0	0	0	0
Centre Bridge	131	33	13	20	6	5	1	23	11	12	0	4
Stockton												
February Totals												

Bridge	Total Turnarounds	Total Overweights	Total Manned	Total Unmanned	NJSP Response	Summons Issued	Warnings Issued	PSP Response	Citations Issued	Warnings Issued	Local Police Response	No Response Requested
Lower Trenton	8	37	0	37	2	2	0	34	17	17	0	1
Calhoun Street	72	9	9	0	1	0	1	7	4	3	0	1
Washington Crossing	59	13	6	8	9	5	4	2	1	1	0	3
New Hope	72	5	4	1	2	2	0	3	3	0	0	0
Lambertville	23	2	0	2	2	2	0	0	0	0	0	0
Centre Bridge												
Stockton												
Year to Date Totals	234	66	19	48	16	11	5	46	25	21	0	5

DELAWARE RIVER JOINT TOLL BRIDGE COMMISSION  
MONTHLY ACTIVITY SERVICES RENDERED REPORT

BRIDGE Northampton Street

MONTH February

YEAR 2019

ACTIVITY/SERVICE	WEEK OF	2-Feb	WEEK OF	9-Feb	WEEK OF	16-Feb	WEEK OF	23-Feb	TOTAL
Hours Worked		336		336		336		336	1344
Patrols		168		168		168		168	672
Overweight Crossings		1		2		1		1	5
Overweights Refused		85		65		78		60	288
Motorist Aid		0		2		0		0	2
Medical Assistance		0		0		0		0	0
First Aid Rendered		0		0		0		0	0
State / Local Police Requested		2		1		1		0	4
Fire Dept. Requested		0		0		0		0	0
Public Interaction		113		76		128		126	443
Traffic Control		45		42		27		19	133
Jumpers		0		0		0		0	0
Assaults		0		0		0		0	0
Other		8		7		8		12	35
Miscellaneous		5		6		6		9	26
NOTES:									



DELAWARE RIVER JOINT TOLL BRIDGE COMMISSION  
MONTHLY ACTIVITY SERVICES RENDERED REPORT

BRIDGE Riegelsville

MONTH February YEAR 2019

ACTIVITY/SERVICE	WEEK OF	2-Feb	WEEK OF	9-Feb	WEEK OF	16-Feb	WEEK OF	23-Feb	TOTAL
Hours Worked		293		284		276		300	1153
Patrols		118		142		138		150	548
Overweight Crossings		0		0		0		0	0
Overweights Refused		6		18		17		16	57
Motorist Aid		0		0		0		0	0
Medical Assistance		0		0		0		0	0
First Aid Rendered		0		0		0		0	0
State / Local Police Requested		0		0		1		0	1
Fire Dept. Requested		0		0		0		0	0
Public Interaction		39		49		39		41	168
Traffic Control		2		3		4		6	15
Jumpers		0		3		0		0	3
Assaults		0		3		0		0	3
Other		0		3		1		4	8
Miscellaneous		1		3		1		4	9
<b>NOTES:</b>									

DELAWARE RIVER JOINT TOLL BRIDGE COMMISSION  
MONTHLY ACTIVITY SERVICES RENDERED REPORT

MONTH <u>February</u>		BRIDGE <u>Milford-Upper Black Eddy</u>							
		YEAR <u>2019</u>							
ACTIVITY/SERVICE	WEEK OF	2-Feb	WEEK OF	9-Feb	WEEK OF	16-Feb	WEEK OF	23-Feb	TOTAL
Hours Worked				12		1.5		12	25.5
Patrols				6		1		6	13
Overweight Crossings				0		0		0	0
Overweights Refused				0		0		0	0
Motorist Aid				0		0		0	0
Medical Assistance				0		0		0	0
First Aid Rendered				0		0		0	0
State / Local Police Requested				0		0		0	0
Fire Dept. Requested				0		0		0	0
Public Interaction				4		0		5	9
Traffic Control				0		0		0	0
Jumpers				0		0		0	0
Assaults				0		0		0	0
Other				0		0		5	5
Miscellaneous				0		0		0	0
NOTES:									

DELAWARE RIVER JOINT TOLL BRIDGE COMMISSION  
MONTHLY ACTIVITY SERVICES RENDERED REPORT

MONTH		February		BRIDGE		Frenchtown-Uhlerstown		YEAR		2019	
ACTIVITY/SERVICE	WEEK OF	2-Feb	WEEK OF	9-Feb	WEEK OF	16-Feb	WEEK OF	23-Feb	TOTAL		
Hours Worked		36		46		60		48	190		
Patrols		10		28		30		24	92		
Overweight Crossings		0		1		0		0	1		
Overweights Refused		2		8		0		4	14		
Motorist Aid		1		0		0		0	1		
Medical Assistance		0		0		0		0	0		
First Aid Rendered		0		0		0		0	0		
State / Local Police Requested		0		0		0		0	0		
Fire Dept. Requested		0		0		0		0	0		
Public Interaction		6		12		9		4	31		
Traffic Control		1		4		2		0	7		
Jumpers		0		0		0		0	0		
Assaults		0		0		0		0	0		
Other		1		0		0		0	1		
Miscellaneous		0		2		0		0	2		
NOTES:											

DELAWARE RIVER JOINT TOLL BRIDGE COMMISSION  
MONTHLY ACTIVITY SERVICES RENDERED REPORT

MONTH		February		BRIDGE		Belvidere-Riverton		YEAR		2019	
ACTIVITY/SERVICE	WEEK OF	2-Feb	WEEK OF	9-Feb	WEEK OF	16-Feb	WEEK OF	23-Feb	TOTAL		
Hours Worked		168		168		168		168	672		
Patrols		69		84		84		84	321		
Overweight Crossings		0		0		1		1	2		
Overweights Refused		6		11		6		4	27		
Motorist Aid		1		0		0		1	2		
Medical Assistance		0		0		0		0	0		
First Aid Rendered		0		0		0		0	0		
State / Local Police Requested		2		0		1		1	4		
Fire Dept. Requested		0		0		0		0	0		
Public Interaction		35		42		30		34	141		
Traffic Control		3		3		4		8	18		
Jumpers		0		0		0		0	0		
Assaults		0		0		0		0	0		
Other		0		0		2		1	3		
Miscellaneous		8		7		3		5	23		
NOTES:											

DELAWARE RIVER JOINT TOLL BRIDGE COMMISSION  
MONTHLY ACTIVITY SERVICES RENDERED REPORT

BRIDGE    Portland Pedestrian									
MONTH    February		YEAR    2019							
ACTIVITY/SERVICE	WEEK OF	2-Feb	WEEK OF	9-Feb	WEEK OF	16-Feb	WEEK OF	23-Feb	TOTAL
Hours Worked									0
Patrols									0
Overweight Crossings									0
Overweights Refused									0
Motorist Aid									0
Medical Assistance									0
First Aid Rendered									0
State / Local Police Requested									0
Fire Dept. Requested									0
Public Interaction									0
Traffic Control									0
Jumpers									0
Assaults									0
Other									0
Miscellaneous									0
NOTES:									

Twelve hour shifts started January 28, Monday morning at 0600 hrs. Extremely cold during week of January 28 to February 02, patrol were suspended at times.  
ADM-135

DELAWARE RIVER JOINT TOLL BRIDGE COMMISSION  
MONTHLY ACTIVITY SERVICES RENDERED REPORT

BRIDGE Centre-Bridge Stockton

MONTH February

YEAR 2019

ACTIVITY/SERVICE	WEEK OF 9-Feb	WEEK OF 16-Feb	WEEK OF 23-Feb	WEEK OF 28-Feb	TOTAL
Hours Worked	0	0	0	12	12
Patrols	0	0	0	12	12
Overweight Crossings	0	0	0	0	0
Overweights Refused	0	0	0	0	0
Motorist Aid	0	0	0	0	0
Medical Assistance	0	0	0	0	0
First Aid Rendered	0	0	0	0	0
State / Local Police Requested	0	0	0	0	0
Fire Dept. Requested	0	0	0	0	0
Public Interaction	0	0	0	0	0
Traffic Control	0	0	0	0	0
Jumpers	0	0	0	0	0
Assaults	0	0	0	0	0
Other	0	0	0	0	0
Miscellaneous	0	0	0	0	0
NOTES:					

DELAWARE RIVER JOINT TOLL BRIDGE COMMISSION  
MONTHLY ACTIVITY SERVICES RENDERED REPORT

BRIDGE New Hope - Lambertville

MONTH February YEAR 2019

ACTIVITY/SERVICE	WEEK OF 9-Feb	WEEK OF 16-Feb	WEEK OF 23-Feb	WEEK OF 28-Feb	TOTAL
Hours Worked	332	260	272	144	1008
Patrols	168	132	138	40	478
Overweight Crossings	0	0	3	0	3
Overweights Refused	15	11	6	8	40
Motorist Aid	0	0	0	0	0
Medical Assistance	0	0	0	0	0
First Aid Rendered	0	0	0	0	0
State / Local Police Requested	0	0	3	0	3
Fire Dept. Requested	0	0	0	0	0
Public Interaction	97	98	85	32	312
Traffic Control	0	0	1	0	1
Jumpers	0	0	0	0	0
Assaults	0	0	0	0	0
Other	1	11	7	0	19
Miscellaneous	0	0	0	0	0
NOTES:					

DELAWARE RIVER JOINT TOLL BRIDGE COMMISSION  
MONTHLY ACTIVITY SERVICES RENDERED REPORT

BRIDGE Washington Crossing

MONTH February

YEAR 2019

ACTIVITY/SERVICE	WEEK OF 9-Feb	WEEK OF 16-Feb	WEEK OF 23-Feb	WEEK OF 28-Feb	TOTAL
Hours Worked	212	164	164	96	636
Patrols	101	73	84	41	299
Overweight Crossings	4	0	2	0	6
Overweights Refused	20	7	7	0	34
Motorist Aid	0	0	2	2	4
Medical Assistance	0	0	0	0	0
First Aid Rendered	0	0	0	0	0
State / Local Police Requested	3	0	2	0	5
Fire Dept. Requested	0	0	0	0	0
Public Interaction	61	15	38	0	114
Traffic Control	20	7	10	2	39
Jumpers	0	0	0	0	0
Assaults	0	0	0	0	0
Other	16	12	13	0	41
Miscellaneous	0	0	0	0	0
NOTES:					



DELAWARE RIVER JOINT TOLL BRIDGE COMMISSION

MONTHLY ACTIVITY SERVICES RENDERED REPORT

BRIDGE Calhoun Street

MONTH February

YEAR 2019

ACTIVITY/SERVICE	WEEK OF 9-Feb	WEEK OF 16-Feb	WEEK OF 23-Feb	WEEK OF 28-Feb	TOTAL
Hours Worked	392	284	308	144	1128
Patrols	191	141	152	62	546
Overweight Crossings	0	4	2	1	7
Overweights Refused	19	4	22	6	51
Motorist Aid	0	1	1	0	2
Medical Assistance	0	0	0	0	0
First Aid Rendered	0	0	0	0	0
State / Local Police Requested	0	4	1	1	6
Fire Dept. Requested	0	0	0	0	0
Public Interaction	89	35	33	0	157
Traffic Control	0	9	13	0	22
Jumpers	0	1	1	0	2
Assaults	0	0	0	0	0
Other	26	0	0	0	26
Miscellaneous	0	0	0	0	0
NOTES:					

DELAWARE RIVER JOINT TOLL BRIDGE COMMISSION  
MONTHLY ACTIVITY SERVICES RENDERED REPORT

BRIDGE Lower Trenton

MONTH	February	YEAR	2019						
ACTIVITY/SERVICE	WEEK OF	9-Feb	WEEK OF	16-Feb	WEEK OF	23-Feb	WEEK OF	28-Feb	TOTAL
Hours Worked		12		0		36		0	48
Patrols		6		0		23		0	29
Overweight Crossings		5		0		10		0	15
Overweights Refused		2		0		4		0	6
Motorist Aid		0		0		0		0	0
Medical Assistance		0		0		0		0	0
First Aid Rendered		0		0		0		0	0
State / Local Police Requested		4		0		5		0	9
Fire Dept. Requested		0		0		0		0	0
Public Interaction		0		0		0		0	0
Traffic Control		0		0		0		0	0
Jumpers		0		0		0		0	0
Assaults		0		0		0		0	0
Other		0		0		0		0	0
Miscellaneous		0		0		0		0	0
NOTES:									

DELAWARE RIVER JOINT TOLL BRIDGE COMMISSION  
MONTHLY ACTIVITY SERVICES RENDERED REPORT

BRIDGE Lumberville - Raven Rock

MONTH February YEAR 2019

ACTIVITY/SERVICE	WEEK OF 9-Feb	WEEK OF 16-Feb	WEEK OF 23-Feb	WEEK OF 28-Feb	TOTAL
Hours Worked	0	0	0	0	0
Patrols	4	15	9	7	35
Overweight Crossings	0	0	0	0	0
Overweights Refused	0	0	0	0	0
Motorist Aid	0	0	0	0	0
Medical Assistance	0	0	0	0	0
First Aid Rendered	0	0	0	0	0
State / Local Police Requested	0	0	0	0	0
Fire Dept. Requested	0	0	0	0	0
Public Interaction	0	0	0	0	0
Traffic Control	0	0	0	0	0
Jumpers	0	0	0	0	0
Assaults	0	0	0	0	0
Other	0	0	0	0	0
Miscellaneous	0	0	0	0	0
NOTES:					

2019

## AC Bridge Activities

February 2019

Location	Bridge Checks	Overweights	Accidents	Jumpers	Disabled Vehicles	Medical Emergencies
Lower Trenton	40	15	0	0	3	0
Calhoun Street	52	7	0	2	0	0
Scudder Falls	179	0	5	0	5	
Washington Crossing	64	7	0	0	0	0
New Hope	46	3	0	0	0	0
Lambertville	7	0	0	0	0	0
Centre Bridge	35	0	0	0	0	0
Stockton	62	2	0	0	0	0
Lumberville	47	0	0	0	0	0
RavenRock	128	1	0	0	0	0
Uhlersown	246	6	0	0	0	0
Frenchtown	63	3	0	0	0	0
Upper Black Eddy	43	0	0	0	0	0
Millford						
Riegelsville						
Northampton St.						
Riverton						
Belvidere						
Portland Columbia						
Totals	1012	44	5	2	8	0

**DELAWARE RIVER JOINT TOLL BRIDGE COMMISSION**

**Meeting of March 25, 2019**

**Operations Report Index**

**Maintenance and Toll Operations**

<b>SUBJECT</b>	<b>DESCRIPTION</b>	<b>PAGE NUMBER</b>
Maintenance and Toll	Status report Month of February 2019	1-11

**DELAWARE RIVER JOINT TOLL BRIDGE COMMISSION**  
**Meeting of March 25, 2019**

**MAINTENANCE AND TOLL OPERATIONS**  
**MONTH OF FEBRUARY 2019**

- Attended meeting to discuss to Skilled Maintenance Worker job description held at New Hope Toll Bridge Facility.
- Attended meeting to discuss 12 hour work schedule for Toll Officers held at Delaware Water Gap toll bridge facility.
- Participated in conference call with inventory control specialists to discuss 2019 requisitioning guidelines and procedures.
- Attended meeting to discuss accounting Policies & Procedures Manual and Purchasing Regulations Review held at Trenton Morrisville facility.
- Attended meeting with Steve Schott- US Municipal- Cone Truck Options & Sewer Jet to discuss options available new cone trucks held at I-78 Toll Bridge facility.
- Attended meeting to discuss possible options to resolve problem of ice buildup on exit three on I-78 held in I-78 Maintenance Garage Facility.
- Attended meeting with Accounting and Purchasing department to discuss allocation code set at Toll Supported Bridges held at Trenton Morrisville Toll Bridge.
- Participated in interviews for maintenance worker three position opening in Central Region held at I-78 Toll Bridge Facility.
- Participated in oral interviews for Toll Corporal opening in Northern Region held at Easton Phillipsburg Toll Bridge.
- Attended meeting with Lancaster Truck to discuss medium dump truck up fitting options held at I-78 Toll Bridge Facility.
- Senior Director attended meeting with Fleet Management staff to discuss 2019 vehicles and Equipment budget and recovery plan for approved purchases.

**DELAWARE RIVER JOINT TOLL BRIDGE COMMISSION**  
**Meeting of March 25, 2019**

- Senior Director attended meeting with Toll Management staff to discuss ADP implementation and Transcore issues.
- Reviewed the Accident Log/Property Damage Reports for the month of February 2019. Forwarded the monthly report to the Director of Human Resources, Insurance Administrator, Comptroller and Deputy Executive Director of Operations.
- Reviewed assistance to motorist by Toll Officers during the month of February 2019. Forwarded the monthly report to the Executive Director of Operations.
- Prepared monthly Maintenance and Toll report for February 2019 staff agenda meeting held at New Hope Lambertville administration meeting.
- Attended monthly Staff/Operations meeting for February 2019 held at New Hope Toll Bridge Facility
- Prepared and forwarded report of Use of Commission Facilities for the month of February 2019 to the Deputy Executive Director of Operations.

**Maintenance Operations**

- Director of Maintenance and Deputy Director of Maintenance continued site visits to various facilities.
- Trenton Morrisville maintenance crews responded to snow/ice events and performed brining, salting and plowing as needed.
- Trenton Morrisville Maintenance Crews checked all drain and inlets as needed.
- Trenton-Morrisville maintenance continued the making of brine for the winter season.
- Trenton-Morrisville maintenance crews continued crack sealing roadways with hot asphalt sealant.
- Trenton Morrisville maintenance crews remodeled small bathroom in Trenton Morrisville Administration Building.

**DELAWARE RIVER JOINT TOLL BRIDGE COMMISSION**  
**Meeting of March 25, 2019**

- Trenton-Morrisville maintenance crews continued repairing potholes on roadway with new Aqua-Phalt concrete and asphalt patch material.
- New Hope maintenance crews responded to snow/ice events and performed brining, salting and plowing as needed.
- New Hope maintenance crews continued repairing potholes at New Hope Toll Supported Bridge with new Aqua Phalt concrete and asphalt patch material.
- New Hope maintenance removed Winter Fest Banner from City of Lambertville entrance to Toll Supported Bridge.
- New Hope Maintenance crews assisted ESS staff with installation of weather gauge on the Overhead sign structure at New Hope Toll Bridge.
- New Hope Maintenance crews saw cut concrete for contractors to install new telephone pole.
- New Hope Maintenance crews removed railing at New Hope Toll Supported Bridge Shelter to assist Verizon in installation of new lines.
- I-78 maintenance crews responded to snow/ice events and performed brining, salting and plowing as needed.
- I-78 maintenance crews performed preventative maintenance on HVAC equipment and radiant floor system maintenance garage.
- I-78 maintenance crews continued repairing potholes on I-78 roadway and ramps with Aqua Phalt concrete and asphalt patch material.
- I-78 maintenance crews replaced starter motor on John Deere Gator.
- I-78 maintenance crew's installed new sink mounted soap dispensers in I-78 Welcome Center.
- I-78 Maintenance Crews checked all drain and inlets and cleaned as needed.
- Easton Phillipsburg maintenance crews responded to snow/ice events and performed brining, salting and plowing as needed.
- Easton-Phillipsburg maintenance crews filled potholes on Easton Phillipsburg toll bridge roadways and ramps.



**DELAWARE RIVER JOINT TOLL BRIDGE COMMISSION**  
**Meeting of March 25, 2019**

- Easton-Philipsburg maintenance crews repaired frozen pipe at Riegelsville New Jersey Shelter.
- Easton-Phillipsburg maintenance crews made repairs to Belvidere Toll Supported Bridge shelter floor.
- Easton-Phillipsburg maintenance crews assisted our community partners by hanging banners at the Northampton St. Toll Supported Bridge.
- Easton-Phillipsburg maintenance crews continued cleaning inlets and drains within jurisdiction.
- Easton Phillipsburg maintenance crews continued filling potholes on roadways and ramps with Aqua Phalt concrete and asphalt patch material.
- Portland Columbia maintenance crews responded to snow/ice events and performed brining, salting and plowing as needed.
- Portland-Columbia maintenance crew's continue to seal cracks in garage as per GEC inspection report.
- Portland-Columbia maintenance crews continued repairing potholes on roadways and ramps with Aqua Phalt concrete and asphalt patch material.
- Portland-Columbia maintenance crews replaced cracked oil feed line on garage furnace.
- Portland-Columbia maintenance crews degreased toll lanes and power washed toll booths.
- Portland-Columbia maintenance crews replaced baseboard trim in Administration Office, Banking and Toll Collector counting room.
- Delaware Water Gap maintenance crews responded to snow/ice events and performed brining, salting and plowing as needed.
- Delaware Water Gap maintenance crews continued repairing potholes on Route 80 and ramps with Aqua Phalt concrete and asphalt patch material.
- Delaware Water Gap maintenance crews made installed parking lot bollards in garage area of maintenance facility.

**DELAWARE RIVER JOINT TOLL BRIDGE COMMISSION**  
**Meeting of March 25, 2019**

- Delaware Water Gap crews continue to remove brush and debris from gate area to access under bridge.
- Delaware Ware Gap crews assisted with lane closures on I-80 for guide rail repairs.
- Milford-Montague maintenance crews responded to snow/ice events and performed brining, salting and plowing as needed.
- Milford-Montague maintenance crews continue to check and clean all inlets and storm drains.
- Milford-Montague maintenance crews repaired pot holes on bridge deck and roadway with new Aqua Phalt concrete and asphalt patch material.
- Milford-Montague maintenance crews replaced all GFI outlets in maintenance garage.
- Milford-Montague maintenance crews continued street sweeping on roadways and parking lot areas.
- Milford-Montague installed new Televisions in maintenance office areas for camera system access.

**Fleet Department**

- Fleet Supervisor updated Gantt chart to reflect updates to the project schedule for 2019 Vehicles and Equipment purchases.
- Fleet Supervisor provided 23 specifications to purchasing department.
- Fleet Supervisor met with Lancaster Truck to discuss medium dump truck up fitting options.
- Fleet Supervisor made site visit to Foley Cat dealership to look at wheel loaders and skid steer for the Scudders Falls facility.

Items submitted to Purchasing Department February 2019:

- Cat Skid Steer 289D w/ attachments
- Articulated Loader – Foley CAT 926M
- All Terrain Vehicle - Gator (3)

**DELAWARE RIVER JOINT TOLL BRIDGE COMMISSION**  
**Meeting of March 25, 2019**

- Small Tractor/JD 2038R
- Medium Tractor JD 3046R (2)
- Riding Mower Tractor –JD 3039R
- Trailer Mounted VMS Board (7)
- Truck Mounted Attenuator (3)
- Hopper Spreader (2)
- Aluminum Boat
- Boat Trailer

Future Purchases Currently Being Worked On by Fleet Department:

- (10) Additional Heavy Duty Mack Trucks
- (8) Medium- Heavy Duty Dump Trucks w/ Plow & Spreader

**Toll Operations**

- Director of Toll held monthly Lieutenants meeting at Easton Phillipsburg Toll Bridge Facility. Topics discussed:
  - Kronos/ADP Time Keeping
  - Transcore
  - Officer Training
  - Transcore Updates
  - Classifying class one and class two vehicles
  - Incident Reports
  - Staffing
- Director of Toll and Deputy Director of Toll conducted interviews for vacant Toll Collector positions.
- Director of Toll completed evaluations for Toll Collectors interested in Toll Corporal Promotion.
- Deputy Director of Toll continues to work with Inventory Control Specialists in Southern and Central and Northern Regions.
- Director of Toll and Deputy Director of Toll continued site visits to Toll facilities and met with toll staff.
- Director and Deputy Director set up training for Toll personnel with Training and Safety Department.

**DELAWARE RIVER JOINT TOLL BRIDGE COMMISSION**  
**Meeting of March 25, 2019**

- Director of Toll continued work with Transcore to resolve issues with classification of vehicles and design build upgrades.
- Director continues to attend Electronic Toll Collection monthly Transcore maintenance meetings held at Trenton Morrisville facility.
- Director of Toll and Deputy Director of Toll continue to review monthly variance reports and suggest changes to reduce variances.

**Charles Slack, Regional Maintenance Supervisor, New Hope-Lambertville**

[illegible][illegible][illegible]

**Mark W. Dilts, Regional Maintenance Supervisor, Easton-Phillipsburg**

[illegible][illegible][illegible]





Monthly Disabled Vehicle Report January 2019						
		AAA Called	Cleared Vehicle	Cell Phone	Traffic Control	Transport Motorist
1/2019	2	178	2		1	
		Dist Total	2		1	
	3	PC	1			
		Dist Total	1			
		Grand Total	3		1	



**DELAWARE RIVER JOINT TOLL BRIDGE COMMISSION**

**Meeting of March 25, 2019**

**USE OF FACILITIES REQUEST REPORT**

**MONTH OF FEBRUARY 2019**

<b>SUBJECT</b>	<b>DESCRIPTION</b>	<b>PAGE NUMBER</b>
Use of Facilities	Use of Facilities Request-Month of February 2019	1

**DELAWARE RIVER JOINT TOLL BRIDGE COMMISSION**

**Meeting of March 25, 2019**

**PROPERTY REPORT**

**Use of Commission Facilities**

<b>Facility</b>	<b>Organization</b>	<b>Date/Time</b>	<b>Description of Use</b>
Northampton St. Toll Supported Bridge	City of Easton	February 26, 2019	C-Region Special Event Notice - "Special Olympics of PA" Polar Plunge

**DELAWARE RIVER JOINT TOLL BRIDGE COMMISSION**  
**Meeting of March 25, 2019**

**Operation Report Index**  
**For**  
**Training & Employee Safety**

SUBJECT	DESCRIPTION	PAGE NUMBER
Training & Employee Safety Department	Month of February 2019 Status Reports	1-7

**DELAWARE RIVER JOINT TOLL BRIDGE COMMISSION**  
**Meeting of March 25, 2019**

**TRAINING AND EMPLOYEE SAFETY DEPARTMENT**  
**MONTH OF FEBRUARY 2019**

The below-listed items represent meetings, communications, tasks, and projects involving the Training and Employee Safety Department:

The Training & Employee Safety (TES) department instructed and/or facilitated (29) training sessions in the month of February. (150) Commission employees were trained this month in the following areas;

- Battery Safety
  - Trips, Slips & Falls
  - Management/Leadership Training
  - Introduction to Peer Support Group Services
  - Harassment Prevention in the Workplace (For Managers)
  - Coping with Trauma
  - Suicide Prevention/Awareness
  - CPR/AED/First Aid Certification Training
  - PSBS Training (Department Specific)
  - Traffic Control Coordinator Refresher Training
  - Promotional Exam Prep Course (Corporal)
- 
- TES personnel facilitated the Workplace Safety Committee Meeting which was held on February 21st at the PC Maintenance facility. A facility safety audit was conducted by committee members.
  - Personnel conducted toolbox talks at each maintenance facility.
  - Staff met and discussed departmental training goals and initiatives.
  - Coordinated/scheduled March training courses for affected DRJTBC personnel.
  - Submitted the TES department report for the February staff meeting.
  - TES staff attended the February Staff/Operations meeting.

**DELAWARE RIVER JOINT TOLL BRIDGE COMMISSION**  
**Meeting of March 25, 2019**

**Daily activities included but were not limited to the following:**

- TES staff inputted training records in the Industry Safe database.
- Scheduled State Police coverage for requested details which include but are not limited to safety/camera cleaning, lane closing etc.
- Continued coordination of supplementary patrols with SP agencies to slow down traffic at various toll facilities. (Visibility details etc.)
- Coordinated/obtained accident reports from State Police liaisons as requested.
- Conducted background checks for DRJTBC new hires.
- Processing of State Police monthly invoices.
- Coordinated State Police representation for the monthly Commission meeting.

TES TRAINING OPERATIONS ONLY: 01/2017-02/2019

CPR/AED/First Aid/BBP	# OF EMP	# TRAINED	% TRAINED
IT*	5	3	60%
Maintenance	85	72	85%
PSBS	82	68	83%
TES*	8	6	75%
Toll OICs & Directors	62	52	84%
Toll Collectors *	111	53	48%
	353	254	72%

SUICIDE AWARENESS/PREVENTION	# OF EMP	# TRAINED	% TRAINED
IT*	5	4	80%
Maintenance	85	77	91%
PSBS	82	66	80%
TES	8	8	100%
Toll	173	140	81%
	353	295	84%

COPING WITH TRAUMA	# OF EMP	# TRAINED	% TRAINED
IT*	5	4	80%
Maintenance	85	77	91%
PSBS	82	66	80%
TES	8	8	100%
Toll	173	140	81%
	353	295	84%

HARASSMENT	# OF EMP	# TRAINED	% TRAINED
IT	4	4	100%
Maintenance	69	68	99%
PSBS	63	55	87%
TES	4	4	100%
Toll	111	103	93%
	251	234	93%

MGMT HARASSMENT (SUPERVISORS)	# OF EMP	# TRAINED	% TRAINED
IT	1	0	0%
Maintenance	16	10	63%
PSBS	19	6	32%
TES	4	4	100%
Toll	62	60	97%
	102	80	78%

\*Denotes new participants to selected courses as of 2018 and are part of a 2 year plan to ensure that all employees are trained.

The training courses with a green background are new for 2018

TES TRAINING OPERATIONS ONLY: 01/2017-02/2019

LEADERSHIP (SUPERVISORS - PART 1)	# OF EMP	# TRAINED	% TRAINED
IT	1	0	0%
Maintenance	16	10	63%
PSBS	19	6	32%
TES	4	4	100%
Toll	62	41	66%
	102	61	60%

FLAGGER	# OF EMP	# TRAINED	% TRAINED
Maintenance	85	79	93%
PSBS	63	51	81%
Toll	60	50	83%
	208	180	87%

\*Denotes new participants to selected courses as of 2018 and are part of a 2 year plan to ensure that all employees are trained.

The training courses with a green background are new for 2018



TES TRAINING COMMISSION WIDE: 01/2017-02/2019

CPR/AED/First Aid/BBP	# OF EMP	# TRAINED	% TRAINED
Accounting*	11	4	36%
Generalists/Specialists/Support*	16	6	38%
Contract Compliance*	3	1	33%
Communications*	2	1	50%
Engineering*	11	3	27%
Executive*	5	0	0%
EZ Pass*	4	2	50%
HR*	3	0	0%
Purchasing*	3	0	0%
IT*	5	3	60%
Maintenance	85	72	85%
PSBS	82	68	83%
TES*	8	6	75%
Toll OICs & Directors	62	52	84%
Toll Collectors *	111	53	48%
	411	271	66%

SUICIDE AWARENESS/PREVENTION	# OF EMP	# TRAINED	% TRAINED
Accounting*	11	6	55%
Generalists/Specialists/Support*	16	13	81%
Contract Compliance*	3	2	67%
Communications*	2	2	100%
Engineering*	11	8	73%
Executive*	5	1	20%
EZ Pass*	4	4	100%
HR*	3	1	33%
Purchasing*	3	1	33%
IT*	5	4	80%
Maintenance	85	77	91%
PSBS	82	66	80%
TES	8	8	100%
Toll	173	140	81%
	411	333	81%

\*Denotes new Departmental training for selected training courses as of 2018 and are part of a 2 year plan for all employees to be trained.

The training courses with a green background are new for 2018



TES TRAINING COMMISSION WIDE: 01/2017-02/2019

COPING WITH TRAUMA	# OF EMP	# TRAINED	% TRAINED
Accounting*	11	6	55%
Generalists/Specialists/Support*	16	13	81%
Contract Compliance*	3	2	67%
Communications*	2	2	100%
Engineering*	11	8	73%
Executive*	5	1	20%
EZ Pass*	4	4	100%
HR*	3	1	33%
Purchasing*	3	1	33%
IT*	5	4	80%
Maintenance	85	77	91%
PSBS	82	66	80%
TES	8	8	100%
Toll	173	140	81%
	411	333	81%

HARASSMENT	# OF EMP	# TRAINED	% TRAINED
Accounting	7	6	86%
Generalists/Specialists/Support	13	12	92%
Contract Compliance	1	1	100%
Communications	N/A	N/A	N/A
Engineering	9	8	89%
Executive	N/A	N/A	N/A
EZ Pass	2	2	100%
HR	1	1	100%
Purchasing	2	1	50%
IT	4	4	100%
Maintenance	69	68	99%
PSBS	63	55	87%
TES	4	4	100%
Toll	111	103	93%
	286	265	93%

\*Denotes new Departmental training for selected training courses as of 2018 and are part of a 2 year plan for all employees to be trained.

The training courses with a green background are new for 2018

TES TRAINING COMMISSION WIDE: 01/2017-02/2019

MGMT HARASSMENT (SUPERVISORS)	# OF EMP	# TRAINED	% TRAINED
Accounting	4	0	0%
Generalists/Specialists/Support	3	1	33%
Contract Compliance	2	1	50%
Communications	2	2	100%
Engineering	2	0	0%
Executive	5	2	40%
EZ Pass	2	2	100%
HR	2	0	0%
Purchasing	1	0	0%
IT	1	0	0%
Maintenance	16	10	63%
PSBS	19	6	32%
TES	4	4	100%
Toll	62	60	97%
	125	88	70%

LEADERSHIP (SUPERVISORS - PART 1)	# OF EMP	# TRAINED	% TRAINED
Accounting	4	0	0%
Generalists/Specialists/Support	3	1	33%
Contract Compliance	2	1	50%
Communications	2	2	100%
Engineering	2	0	0%
Executive	5	2	40%
EZ Pass	2	2	100%
HR	2	0	0%
Purchasing	1	0	0%
IT	1	0	0%
Maintenance	16	10	63%
PSBS	19	6	32%
TES	4	4	100%
Toll	62	41	66%
	125	69	55%

FLAGGER	# OF EMP	# TRAINED	% TRAINED
Maintenance	85	79	93%
PSBS	63	51	81%
Toll	60	50	83%
	208	180	87%

\*Denotes new Departmental training for selected training courses as of 2018 and are part of a 2 year plan for all employees to be trained.

The training courses with a green background are new for 2018

**DELAWARE RIVER JOINT TOLL BRIDGE COMMISSION**

**Meeting of March 25, 2019**

**OPERATIONS INDEX  
FOR  
INFORMATION TECHNOLOGY**

<b>SUBJECT</b>	<b>DESCRIPTION</b>	<b>PAGE NUMBER</b>
Information Technology	Status Report Month of February 2019	1-2



# DELAWARE RIVER JOINT TOLL BRIDGE COMMISSION





Meeting of March 25, 2019

---

## Information Technology Department Report Month of February 2019


The following activities under the general heading of Information Technology were recently initiated, accomplished, or performed:

### Helpdesk/Deployments:


-  Processed 85 work orders for the month of February.
-  Includes all software support, IT daily tasks, printer and desktop support, Intranet, news and job postings, telephone support, and form design/updates.
-  Includes configuration and deployment of desktops, laptops, and cell phones.
-  Includes MUNIS, Kronos ADP, Cartegraph, and other Enterprise Software updates and maintenance, and EZ-Pass support.

### Projects:


#### ADP Time Project:

-  ADP is live. We will be moving on to the implementation of various sub-modules like Attendance and Scheduling.


#### Asset Management:

-  IT continues to implement Maximo. Anticipated go-live is still May 20, 2019.


#### Toll Support Bridge Enhancements:

-  Toll Supported Bridge desktops have been installed. Network is up and stable. We are now focused on delivering applications and software to support the work Monitors perform.

#### Telephone System:

-  IT Department is currently working on the price proposal for a new, fully VoIP, telephone system.

#### Scudders:

-  IT Department is currently working with Engineering and ESS to develop plans to deploy ESS and IT services once the buildings are complete.

# DELAWARE RIVER JOINT TOLL BRIDGE COMMISSION

Meeting of March 25, 2019

---

## **D Meetings Attended:**

I have begun to serve on the IAG Technical Committee and have attended the following meetings and/or phone conferences:

- D Every Monday: IAG Tech Committee Call:** General IAG Tech Committee discussion and status. Nothing to report.
- D Every Wednesday: Interoperability Coordination:** Technical Committee call for the discussion of testing processes and procedures in regards to NIOP (Nationwide ETC Interoperability). Nothing to report.