

**DELAWARE RIVER**  
**JOINT TOLL BRIDGE COMMISSION**  
**MINUTES**  
**MEETING OF MARCH 30, 2026**

**DELAWARE RIVER JOINT TOLL BRIDGE COMMISSION**

**MEMBERS OF THE COMMISSION**

**NEW JERSEY**

HONORABLE ALADAR KOMJATHY

**Chairman**

HONORABLE MICHAEL B. LAVERY

**Treasurer**

HONORABLE WALTER ORCUTT

HONORABLE LORI CIESLA

HONORABLE JOHN DI VERONICA

**PENNSYLVANIA**

HONORABLE PAMELA JANVEY

**Vice Chair**

HONORABLE DANIELLA YOUNG

HONORABLE ISMAIL A. SHAHID

HONORABLE DANIEL GRACE

**Secretary**

HONORABLE JOHN D. CHRISTY

**DELAWARE RIVER JOINT TOLL BRIDGE COMMISSION**

**STANDING COMMITTEES**

**FINANCE, INSURANCE MANAGEMENT AND OPERATIONS**

**PENNSYLVANIA:** Janvey\*, Shahid

**NEW JERSEY:** Ciesla, Komjathy

**PROJECTS, PROPERTY AND EQUIPMENT**

**PENNSYLVANIA:** Christy, Young

**NEW JERSEY:** Lavery\*, Orcutt

**PROFESSIONAL SERVICES**

**PENNSYLVANIA:** Christy\*, Janvey

**NEW JERSEY:** Komjathy, Orcutt

**PERSONNEL**

**PENNSYLVANIA:** Young, Grace

**NEW JERSEY:** Komjathy\*

---

**AUDIT COMMITTEE**

**PENNSYLVANIA:** Janvey, Shahid\*

**NEW JERSEY:** Lavery

**ADMINISTRATIVE COMMITTEE**

**PENNSYLVANIA:** Grace, Shahid

**NEW JERSEY:** Ciesla,

Chairman and Vice Chair are Ex-Officio of All Committees

\*Chairperson of Committee

**DELAWARE RIVER JOINT TOLL BRIDGE COMMISSION**  
**RECAPITULATION OF COMMITTEE MEMBERSHIP**

<b>Lavery</b>	(1)	Projects, Property and Equipment (Chairperson)
	(2)	Audit Committee
<b>Di Veronica</b>		
<b>Orcutt</b>	(1)	Projects, Property and Equipment
	(2)	Professional Services
<b>Ciesla</b>	(1)	Finance, Insurance Management Operations
	(2)	Administrative Committee
<b>Komjathy</b>	(1)	Ex-Officio of all Committees
	(2)	Finance, Insurance Management Operations
	(3)	Professional Services
	(4)	Personnel (Chairperson)
<b>Janvey</b>	(1)	Ex-Officio of all Committees
	(2)	Finance, Insurance Management and Operations (Chairperson)
	(3)	Audit Committee
	(4)	Professional Services
<b>Grace</b>	(1)	Administrative Committee
	(2)	Personnel Committee (Chairperson)
<b>Christy</b>	(1)	Projects, Property and Equipment
	(2)	Professional Services (Chairperson)
<b>Young</b>	(1)	Projects, Property and Equipment
	(2)	Personnel
<b>Shahid</b>	(1)	Finance, Insurance Management Operations
	(2)	Audit Committee (Chairperson)
	(3)	Administrative Committee

**DELAWARE RIVER JOINT TOLL BRIDGE COMMISSION**

**PROFESSIONAL ASSOCIATES**

**CONSULTING ENGINEERS**

PICKERING, CORTS & SUMMERSON, INC.  
Newtown, Pennsylvania

**GENERAL COUNSEL**

ARCHER  
Philadelphia, Pennsylvania

FLORIO, PERRUCCI, STEINHARDT,  
CAPPELLI & TIPTON  
Easton, Pennsylvania

**LABOR COUNSEL**

STRADLEY, RONON  
Philadelphia, Pennsylvania

CHISEA, SHAHINIAN & GIANTOMASI  
West Orange, New Jersey

**AUDITOR**

SB & Company  
Owings Mills, MD

**FINANCIAL ADVISOR**

ACACIA FINANCIAL GROUP  
Mt. Laurel, New Jersey

**COMMUNICATIONS CONSULTANT**

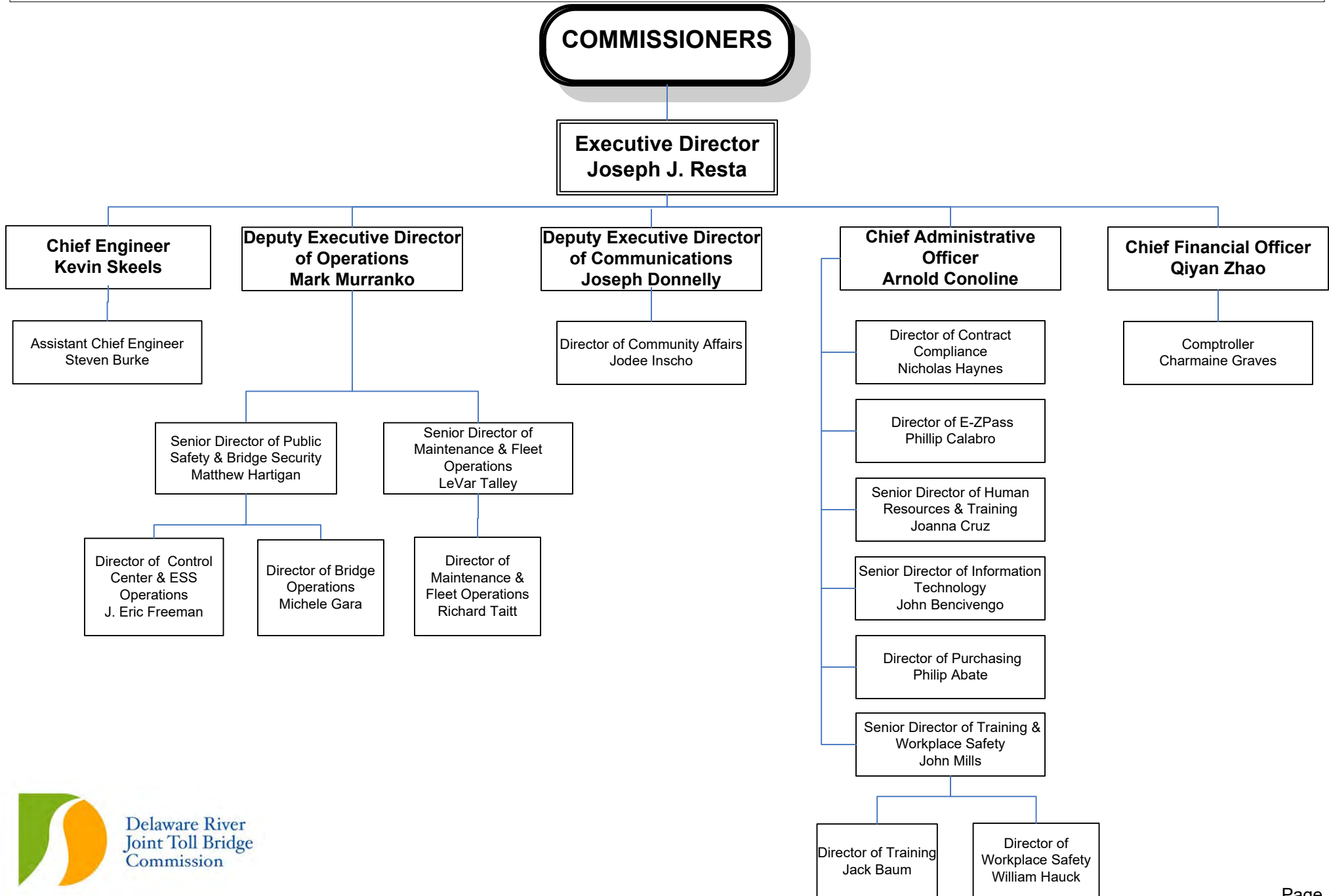
BELLEVUE COMMUNICATIONS  
Philadelphia, Pennsylvania

**INVESTMENT ADVISOR**

STONERIDGE PMG ADVISORS, LLC  
Radnor, Pennsylvania

# DELAWARE RIVER JOINT TOLL BRIDGE COMMISSION

## ORGANIZATION CHART



**DELAWARE RIVER JOINT TOLL BRIDGE COMMISSION**

**Meeting of March 30, 2026**

**INDEX TO MINUTES**

	<b>PAGE</b>
1. Call to Order.....	1
2. Appearances.....	1 - 2
3. Roll Call.....	2
4. Welcome Remarks of the Executive Director .....	2
5. Introduction of Comments from the Public.....	2
6. Executive Director’s Report.....	2
7. Approval of Minutes for Commission Meeting held February 23, 2026.....	3
8. Approval of Operations Report-Month of February 2026.....	3
9. Appointment of Bond Counsel from the Bond Attorney Pool-Dilworth Paxson, LLP.....	4
10. 2026-2027 Capital Plan Amendment, Capital Project 1215A Portland-Columbia Toll-Supported Bridge Improvements.....	4 - 5
11. Professional Engineering Services, 2026 Underwater Inspection of the Toll and Toll-Supported Bridges, Contract C-821A-Authorization to Negotiate.....	5
12. Appointment of Mathew Harper Maintenance Worker III, Southern Region.....	6
13. Appointment of Nicholas Vitelli Maintenance Worker III, Southern Region.....	6
14. Appointment of Jay Fike Maintenance Worker III, Southern Region.....	6
15. Promotion of Shaun Profy to Deputy Regional Maintenance Supervisor, Southern Region.....	7

**DELAWARE RIVER JOINT TOLL BRIDGE COMMISSION**

**Meeting of March 30, 2026**

16. Promotion of Boris Pustiak to Inventory Control Specialist.....	8
17. Approve Payment of Invoices, Chiesa, Shahinian & Giantomasi, NJ Labor Counsel.....	8 - 9
18. Approve Payment of Invoices, Archer Law, PA General Counsel.....	9
19. Approve Payment of Invoices, Stradley Ronon, PA Labor Counsel.....	9 - 10
20. Approve Payment of Invoices, Florio, Perrucci, Steinhardt and Cappelli, NJ General Counsel .....	10
21. Invite Any Comments from the Public.....	10 - 11
22. Proclamation of the Commissioners- Sgt. Capaldi & Cpl. Stites.....	11 - 12
23. Scheduling of the April 27, 2026 Meeting.....	12
24. Adjournment.....	12 - 13

**DELAWARE RIVER JOINT TOLL BRIDGE COMMISSION**  
**Meeting of March 30, 2026**

**CALL TO ORDER**

The Regular Monthly Meeting of the Delaware River Joint Toll Bridge Commission was called to order at the Scudder Falls Administration Building via Microsoft Teams and in person on Monday, March 30, 2026, at 10:34 a.m. pursuant to notice properly forwarded to each member in compliance with the by-laws. Joseph J. Resta, Executive Director, presided at this meeting.

**APPEARANCES:**

**COMMISSION MEMBERS:**

Hon. Aladar Komjathy (New Jersey)  
Hon. Pamela Janvey (Pennsylvania)  
Hon. Daniel Grace (Pennsylvania)  
Hon. John Di Veronica (New Jersey)  
Hon. Lori Ciesla (New Jersey)  
Hon. John Christy (Pennsylvania)  
Hon. Michael Lavery (New Jersey)  
Hon. Walter Orcutt (New Jersey)

**COMMISSION MEMBERS ABSENT:**

Hon. Ismail Shahid (Pennsylvania)  
Hon. Daniella Young (Pennsylvania)

**COMMISSION COUNSEL:**

Shelley Smith, Archer Law, Pennsylvania  
Katy Fina, Florio, Perrucci, Steinhardt & Cappelli, New Jersey  
Brian O'Neill, Chiesa, Shahinian & Giantomasi, New Jersey  
Jonathan Bloom, Stradley Ronon, Pennsylvania

**GOVERNORS' REPRESENTATIVES:**

Blair Gerold, NJ Governor's Office  
Anthony Luker, PA Governor's Office

**COMMISSION STAFF MEMBERS:**

Joseph Resta, Executive Director  
Arnold Conoline, Chief Administrative Officer  
Kevin Skeels, Chief Engineer  
Qiyang (Tracy) Zhao, Chief Financial Officer  
Joseph Donnelly, Deputy Executive Director of Communications  
Charmaine Graves, Comptroller

**DELAWARE RIVER JOINT TOLL BRIDGE COMMISSION**  
**Meeting of March 30, 2026**

Charles Stracciolini, Program Manager of Technology  
Mark Murranko, Deputy Executive Director of Operations  
Jodee Inscho, Director of Community Affairs  
Donna Tronolone, Administrative Generalist, Executive Office  
Heather McConnell, Executive Administrative Generalist/Commissioner Liaison

**PROFESSIONAL ASSOCIATES:**

Alex Styer, Bellevue Associates

**OTHERS:**

Sergeant Robert Capaldi, DRJTBC  
Corporal Denis Stites, DRJTBC  
Mrs. Chelsea Capaldi  
Ms. Quinn Capaldi

**ROLL CALL**

Joseph Resta, Executive Director, in his capacity as Secretary for this Meeting called the roll, and at the conclusion thereof, reported that there was a quorum present-there being three members present from the Commonwealth of Pennsylvania, and five members present from the State of New Jersey.

**WELCOMING REMARKS OF THE EXECUTIVE DIRECTOR**

Executive Director Resta welcomed those persons whose identities are set forth hereinabove under "Appearances".

**INTRODUCE ANY COMMENTS FROM THE PUBLIC**

Executive Director Resta addressed the meeting and said:

*Next item on the agenda is welcoming our visitors to this meeting. We do have some in-person visitors. We have our employees, Mr. Capaldi, Mr. Stites, Mr. Capaldi's wife, Chelsea, and special guest Quinn Capaldi is also here this morning. This is the point in the meeting where we welcome comments on the agenda from the public. There will be another opportunity later for new business comments, but these comments are basically just on the agenda. Procedures for public comments are as follows: Speakers will be allowed one three-minute time frame to provide comment. There will be no repeat speakers. There will be no yielding time to another speaker. So, as we have no folks that wish to speak in person, do any of the folks on the Teams connection wish to make public comment at this time? If so, please state your name and town of residence and we will essentially listen to your comment. So, are there any comments from folks on Teams? Hearing none, I will move on.*

**DELAWARE RIVER JOINT TOLL BRIDGE COMMISSION**  
**Meeting of March 30, 2026**

**EXECUTIVE DIRECTOR’S REPORT**

*I'm going to forego my remarks for this morning. We do have a proclamation a little bit later in the agenda that we want to get to as quickly as we can, so we will move onto general items requiring Commission action.*

**APPROVAL OF MINUTES FOR REGULAR COMMISSION MEETING FEBRUARY 23, 2026**

**R: 5385-03-26-ADM-01-03-26**

Executive Director Resta addressed the meeting and requested the adoption of a Resolution approving the Minutes of the Commission Meeting held February 23, 2026.

At the conclusion of the review, Chairman Komjathy moved and Vice Chair Janvey seconded the adoption of the following Resolution:

**"RESOLVED:** by the Delaware River Joint Toll Bridge Commission at its Regular Meeting assembled this 30<sup>th</sup> Day of March 2026 that the Minutes of the Regular Commission Meeting held on February 23, 2026, are hereby approved."

Executive Director Resta reported that there were five affirmative votes from New Jersey, and three affirmative votes from Pennsylvania.

Executive Director Resta then invited any further questions on the Resolution. No further questions were presented, and the Resolution was unanimously adopted.

**APPROVAL OF OPERATIONS REPORT-MONTH OF FEBRUARY 2026**

**R: 5386-03-26-ADM-02-03-26**

Executive Director Resta addressed the meeting and asked if there were any questions on any of the reports contained in the "Operations Report".

At the conclusion of the review, Vice Chair Janvey moved and Chairman Komjathy seconded the adoption of the following Resolution:

**"RESOLVED:** by the Delaware River Joint Toll Bridge Commission at its Regular Meeting assembled this 30<sup>th</sup> Day of March 2026 that the Operations Report, which reflects Commission activity for the month of February 2026, is hereby approved."

Executive Director Resta reported that there were five affirmative votes from New Jersey, and three affirmative votes from Pennsylvania.

Executive Director Resta then invited any further questions on the Resolution. No further questions were presented, and the Resolution was unanimously adopted.

**DELAWARE RIVER JOINT TOLL BRIDGE COMMISSION**  
**Meeting of March 30, 2026**

**APPOINTMENT OF BOND COUNSEL FROM THE BOND ATTORNEY POOL-DILWORTH PAXSON, LLP**

**R: 5387-03-26-FIN-01-03-26**

Executive Director Resta addressed the Meeting and asked the Commission Members, if, after their review, there were any questions.

At the conclusion of the review, Vice Chair Janvey moved and Chairman Komjathy seconded the adoption of the following Resolution:

**“RESOLVED:** The Commission hereby selects from the Bond Attorney Pool and appoints Dilworth Paxson, LLP to serve as co-bond counsel to provide legal analysis and advice related to the potential issuance of bonds for capital projects and/or refunding of prior obligations of the Commission.

**“RESOLVED:** The Commission hereby authorizes the Executive Director to negotiate and execute appropriate contracts with the respective firms and to take all other actions necessary and desirable to effectuate these appointments in the best interests of the Commission.”

Executive Director Resta reported that there were five affirmative votes from New Jersey, and three affirmative votes from Pennsylvania.

Executive Director Resta then invited any further questions on the Resolution. No further questions were presented, and the Resolution was unanimously adopted.

**2026-2027 CAPITAL PLAN AMENDMENT CAPITAL PROJECT 1215A PORTLAND-COLUMBIA TOLL-SUPPORTED BRIDGE IMPROVEMENTS-APPROVAL**

**R:5388-03-26-FIN-02-03-26**

Executive Director Resta addressed the Meeting and asked the Commission Members, if, after their review, there were any questions.

At the conclusion of the review, Commissioner Lavery moved and Commissioner Grace seconded the adoption of the following Resolution:

**“RESOLVED:** By the Delaware River Joint Toll Bridge Commission at its Regular Meeting assembled this 30<sup>th</sup> day of March 2026, that the Commission, hereby adopts the amended 2026-2027 Capital Plan in the aggregate amount of \$345,578,140, and

**“RESOLVED:** That the Commission approve an amendment to the approved 2026-2027 Capital Plan to move funds allocated in years 2029 to 2030 in the Capital Program, to years 2026 and 2027 in the Capital Plan for Capital Project 1215A Portland-Columbia Toll-Supported Bridge Improvements.

**DELAWARE RIVER JOINT TOLL BRIDGE COMMISSION**  
**Meeting of March 30, 2026**

**“RESOLVED:** Identify the General Reserve Fund as the source of funds required for payment of any invoices.”

Executive Director Resta reported that there were five affirmative votes from New Jersey, and three affirmative votes from Pennsylvania.

Executive Director Resta then invited any further questions on the Resolution. No further questions were presented, and the Resolution was unanimously adopted.

**PROFESSIONAL ENGINEERING SERVICES 2026 UNDERWATER INSPECTION OF THE TOLL AND TOLL-SUPPORTED BRIDGES, CONTRACT C-821A-AUTHORIZATION TO NEGOTIATE**

**R:5389-03-26-ENG-01-03-26**

Executive Director Resta addressed the Meeting and asked the Commission Members, if, after their review, there were any questions.

At the conclusion of the review, Commissioner Di Veronica moved and Commissioner Christy gladly seconded the adoption of the following Resolution:

**“RESOLVED:** By the Delaware River Joint Toll Bridge Commission at its Regular Meeting assembled this 30<sup>th</sup> Day of March 2026, that the Commission authorize the Executive Director to negotiate scope and fee with the Consultant(s) whose proposal has been deemed qualified through the RFP procurement process and determined to be fair, reasonable and in the best interest of the Commission.

**“RESOLVED:** Identify the Operating Fund as the source of funds required for payment of any invoices.

**“RESOLVED:** The Executive Director is hereby authorized to approve and execute all necessary contracts on behalf of the DRJTBC.”

Executive Director Resta reported that there were five affirmative votes from New Jersey, and three affirmative votes from Pennsylvania.

Executive Director Resta then invited any further questions on the Resolution. No further questions were presented, and the Resolution was unanimously adopted.

Executive Director Resta addressed the meeting and said:

*We will move on to our personnel resolutions for today’s consideration.*

**DELAWARE RIVER JOINT TOLL BRIDGE COMMISSION**  
**Meeting of March 30, 2026**

**APPOINTMENT OF MATHEW HARPER TO MAINTENANCE WORKER III,  
SOUTHERN REGION**

**R: 5390-03-26-PER-01-03-26**

Executive Director Resta addressed the Meeting and asked the Commission Members, if, after their review, there were any questions.

At the conclusion of the review, Vice Chair Janvey moved and Commissioner Ciesla seconded the adoption of the following Resolution:

**“RESOLVED:** by the Delaware River Joint Toll Bridge Commission at its Regular Meeting assembled this 30<sup>th</sup> Day of March 2026, that Mathew Harper be appointed to the position of Maintenance Worker III, Southern Region, in the Maintenance & Fleet Operations Division. Compensation shall be set at \$45,812, which is the starting salary for the Maintenance Worker III position in accordance with the Salary Table effective January 1, 2026. The appointment to be made pending satisfactory completion of the required personnel processing.”

Executive Director Resta reported that there were five affirmative votes from New Jersey, and three affirmative votes from Pennsylvania.

Executive Director Resta then invited any further questions on the Resolution. No further questions were presented, and the Resolution was unanimously adopted.

**APPOINTMENT OF NICHOLAS VITELLI TO MAINTENANCE WORKER III,  
SOUTHERN REGION**

**R: 5391-03-26-PER-02-03-26**

Executive Director Resta addressed the Meeting and asked the Commission Members, if, after their review, there were any questions.

At the conclusion of the review, Commissioner Lavery moved and Vice Chair Janvey seconded the adoption of the following Resolution:

**“RESOLVED:** by the Delaware River Joint Toll Bridge Commission at its Regular Meeting assembled this 30<sup>th</sup> Day of March 2026, that Nicholas Vitelli be appointed to the position of Maintenance Worker III, Southern Region, in the Maintenance & Fleet Operations Division. Compensation shall be set at \$45,812, which is the starting salary for the Maintenance Worker III position in accordance with the Salary Table effective January 1, 2026. The appointment to be made pending satisfactory completion of the required personnel processing.”

Executive Director Resta reported that there were five affirmative votes from New Jersey, and three affirmative votes from Pennsylvania.

Executive Director Resta then invited any further questions on the Resolution. No further questions were presented, and the Resolution was unanimously adopted.

**DELAWARE RIVER JOINT TOLL BRIDGE COMMISSION**  
**Meeting of March 30, 2026**

**APPOINTMENT OF JAY FIKE TO MAINTENANCE WORKER III, SOUTHERN REGION**

**R: 5392-03-26-PER-03-03-26**

Executive Director Resta addressed the Meeting and asked the Commission Members, if, after their review, there were any questions.

At the conclusion of the review, Chairman Komjathy moved and Commissioner Grace seconded the adoption of the following Resolution:

**“RESOLVED:** by the Delaware River Joint Toll Bridge Commission at its Regular Meeting assembled this 30<sup>th</sup> Day of March 2026, that Jay Fike be appointed to the position of Maintenance Worker III, Southern Region, in the Maintenance & Fleet Operations Division. Compensation shall be set at \$45,812, which is the starting salary for the Maintenance Worker III position in accordance with the Salary Table effective January 1, 2026. The appointment to be made pending satisfactory completion of the required personnel processing.”

Executive Director Resta reported that there were five affirmative votes from New Jersey, and three affirmative votes from Pennsylvania.

Executive Director Resta then invited any further questions on the Resolution. No further questions were presented, and the Resolution was unanimously adopted.

**PROMOTION OF SHAUN PROFY TO DEPUTY REGIONAL MAINTENANCE SUPERVISOR, SOUTHERN REGION**

**R: 5393-03-26-PER-04-03-26**

Executive Director Resta addressed the Meeting and asked the Commission Members, if, after their review, there were any questions.

At the conclusion of the review, Vice Chair Janvey moved and Commissioner Di Veronica seconded the adoption of the following Resolution:

**“RESOLVED:** by the Delaware River Joint Toll Bridge Commission at its Regular Meeting assembled this 30<sup>th</sup> Day of March 2026, that Shaun Profy be appointed to the position of Deputy Regional Maintenance Supervisor, Southern Region, in the Maintenance & Fleet Operations Division. Compensation shall be set at \$85,014, which is the starting salary for the Deputy Regional Maintenance Supervisor position in accordance with the Salary Table effective January 1, 2026. The Promotion to be made pending satisfactory completion of the required personnel processing.”

Executive Director Resta reported that there were five affirmative votes from New Jersey, and three affirmative votes from Pennsylvania.

Executive Director Resta then invited any further questions on the Resolution. No further questions

**DELAWARE RIVER JOINT TOLL BRIDGE COMMISSION**  
**Meeting of March 30, 2026**

were presented, and the Resolution was unanimously adopted.

**PROMOTION OF BORIS PUSTIAK TO INVENTORY CONTROL SPECIALIST**

**R: 5394-03-26-PER-05-03-26**

Executive Director Resta addressed the Meeting and asked the Commission Members, if, after their review, there were any questions.

Chairman Komjathy addressed the meeting and said:

*I'm very glad to make this nomination. Too much going on. He's a good man. He's worked here for a while. I'm proud that he's moved up the line here.*

Executive Director Resta addressed the meeting and said:

*Thank you. Commissioner Grace, may I have a second?*

At the conclusion of the review, Chairman Komjathy moved and Commissioner Grace seconded the adoption of the following Resolution:

**“RESOLVED:** by the Delaware River Joint Toll Bridge Commission at its Regular Meeting assembled this 30<sup>th</sup> Day of March 2026, that Boris Pustiak be promoted to the position of Inventory Control Specialist in the Maintenance & Fleet Operations Division. Compensation shall be set at \$65,000 per annum, which is the starting salary for the Inventory Control Specialist position in accordance with the Salary Table effective January 1, 2026. The appointment to be made pending satisfactory completion of the required personnel processing.”

Executive Director Resta reported that there were five affirmative votes from New Jersey, and three affirmative votes from Pennsylvania.

Executive Director Resta then invited any further questions on the Resolution. No further questions were presented, and the Resolution was unanimously adopted.

Executive Director Resta addressed the meeting and said:

*In keeping with past practice, we will do a single recitation of all four resolutions and one voice vote at the end of that.*

**APPROVAL FOR PAYMENT OF INVOICES, CHIESA, SHAHINIAN & GIANTOMASI,  
NJ LABOR COUNSEL**

**R: 5395-03-26-ACCT-01-03-26**

Executive Director Resta addressed the Meeting and asked the Commission Members, if, after their review, there were any questions.

**DELAWARE RIVER JOINT TOLL BRIDGE COMMISSION**  
**Meeting of March 30, 2026**

At the conclusion of the review, Chairman Komjathy moved and Vice Chair Janvey seconded the adoption of the following Resolution:

**“RESOLVED:** by the Delaware River Joint Toll Bridge Commission at its Regular Meeting assembled this 30<sup>th</sup> Day of March 2026, authorizes payment of invoice #661742 in the total amount due of \$6,102.30 for professional services rendered by Chiesa, Shahinian & Giantomasi, New Jersey Labor Counsel.

**“RESOLVED:** Identifying the Operating Fund as the source of funds required for any and all disbursements.”

Executive Director Resta reported that there were five affirmative votes from New Jersey, and three affirmative votes from Pennsylvania.

Executive Director Resta then invited any further questions on the Resolution. No further questions were presented, and the Resolution was unanimously adopted.

**APPROVE PAYMENT OF INVOICES, ARCHER LAW, PA GENERAL COUNSEL**

**R: 5395-03-26-ACCT-02-03-26**

Executive Director Resta addressed the Meeting and asked the Commission Members, if, after their review, there were any questions.

At the conclusion of the review, Chairman Komjathy moved and Vice Chair Janvey seconded the adoption of the following Resolution:

**“RESOLVED:** By the Delaware River Joint Toll Bridge Commission at its Regular Meeting assembled this 30<sup>th</sup> Day of March 2026, authorizes payment of invoices #4383512, #4383513, #4383514, #4383515, #4383516, #4383517, #4383518, and #4383519 in the total amount of \$4,423.00 for Professional Services Rendered by Archer Law, Pennsylvania General Counsel.

**“RESOLVED:** Identifying the Operating Fund as the source of funds required for any and all disbursements.”

Executive Director Resta reported that there were five affirmative votes from New Jersey, and three affirmative votes from Pennsylvania.

Executive Director Resta then invited any further questions on the Resolution. No further questions were presented, and the Resolution was unanimously adopted.

**APPROVE PAYMENT OF INVOICES, STRADLEY RONON, PA LABOR COUNSEL**

**R: 5397-03-26-ACCT-03-03-26**

Executive Director Resta addressed the Meeting and asked the Commission Members, if, after their review, there were any questions.

**DELAWARE RIVER JOINT TOLL BRIDGE COMMISSION**  
**Meeting of March 30, 2026**

At the conclusion of the review, Chairman Komjathy moved and Vice Chair Janvey seconded the adoption of the following Resolution:

**“RESOLVED:** By the Delaware River Joint Toll Bridge Commission at its Regular Meeting assembled this 30<sup>th</sup> Day of March 2026, authorizes payment of invoices #26012734, #26012735, #26012736 and #26012745 in the total amount of \$16,330.00 for Professional Services Rendered by Stradley Ronon, PA Labor Counsel.

**“RESOLVED:** Identifying the Operating Fund as the source of funds required for any and all disbursements.”

Executive Director Resta reported that there were five affirmative votes from New Jersey, and three affirmative votes from Pennsylvania.

Executive Director Resta then invited any further questions on the Resolution. No further questions were presented, and the Resolution was unanimously adopted.

**APPROVE PAYMENT OF INVOICES, FLORIO, PERRUCCI, STEINHARDT AND CAPPELLI, NJ GENERAL COUNSEL**

**R: 5398-03-26-ACCT-04-03-26**

Executive Director Resta addressed the Meeting and asked the Commission Members, if, after their review, there were any questions.

At the conclusion of the review, Chairman Komjathy moved and Vice Chair Janvey seconded the adoption of the following Resolution:

**“RESOLVED:** By the Delaware River Joint Toll Bridge Commission at its Regular Meeting assembled this 30<sup>th</sup> Day of March 2026 authorizes payment of invoices #661468, #661469 and #662091 in the total amount due of \$1,475.00 for Capital and Non-Capital Professional Services Rendered by Florio, Perrucci, Steinhardt and Cappelli, NJ Legal Counsel.

**“RESOLVED:** Identifying the Operating Fund as the source of funds required for any and all disbursements.”

Executive Director Resta reported that there were five affirmative votes from New Jersey, and three affirmative votes from Pennsylvania.

Executive Director Resta then invited any further questions on the Resolution. No further questions were presented, and the Resolution was unanimously adopted.

**INVITE ANY COMMENTS FROM THE PUBLIC**

Executive Director Resta addressed the meeting and said:

*This is the portion of the meeting where we invite further comments from the public. These would be new business comments. If there is anyone on the Teams connection that wishes to make a*

**DELAWARE RIVER JOINT TOLL BRIDGE COMMISSION**  
**Meeting of March 30, 2026**

*new business comment, please indicate by stating your name and your town of residence.  
Hearing none, we will move onto the presentation of proclamation of the Commissioners.*

**PROCLAMATION OF THE COMMISSIONERS- SGT. CAPALDI & CPL. DENIS STITES**

**R: 5399-03-26**

**“WHEREAS**, the Delaware River Joint Toll Bridge Commission is a bistate transportation agency with a network of 20 bridges linking the states of New Jersey and Pennsylvania; and

**“WHEREAS**, the Commission employs roughly 375 full-time employees to operate, maintain, and protect its system of transportation facilities; and

**“WHEREAS**, the workforce undergoes cardio-pulmonary-resuscitation and first-aid training; and

**“WHEREAS**, the Commission operates a Control Center to handle emergencies, accidents, and other incidents at the bridges; and

**“WHEREAS**, Sergeant Robert Capaldi and Corporal Denis Stites of the Public Safety and Bridge Security Department were on duty at the Trenton-Morrisville (Route 1) Toll Bridge during the early morning hours of March 9, 2026, when the Control Center informed them that a southbound motor vehicle struck a concrete barrier near the bridge’s toll plaza; and

**“WHEREAS**, the Control Center contacted Pennsylvania State Police, emergency services, and local police while Sgt. Capaldi and Cpl. Stites responded on foot to the accident scene; and

**“WHEREAS**, Sgt. Capaldi and Cpl. Stites found an unconscious and unresponsive male driver in a vehicle that came to a rest alongside a travel lane; and

**“WHEREAS**, Cpl. Stites performed a medical assessment of the motorist, determining the man was in cardiac arrest; and

**“WHEREAS**, Sgt. Capaldi and Cpl. Stites removed the driver from the vehicle, laid him on the ground in a protected area away from moving traffic, and initiated CPR; and

**“WHEREAS**, the officers continued to administer CPR until medical personnel arrived and took over the CPR process before transporting the motorist to an area hospital; and

**“WHEREAS**, that individual was revived and is now projected to make a full recovery; and

**“WHEREAS**, it’s clear that the critical initial actions by Sgt. Capaldi and Cpl. Stites were integral to this ultimately successful outcome in which a human life was saved; now, therefore,

**DELAWARE RIVER JOINT TOLL BRIDGE COMMISSION**  
**Meeting of March 30, 2026**

**“BE IT RESOLVED**, by the Delaware River Joint Toll Bridge Commission assembled for a meeting in Lower Makefield, PA, this 30th day of March 2026: That this Commission hereby recognizes Sgt. Robert Capaldi & Cpl. Denis Stites: and,

Commends their selfless, timely, and tireless life-saving actions that were fully in keeping with Commission training and the highest standards of public service; and,

**“BE IT FURTHER RESOLVED**: That this Proclamation be included in the Minutes of this Meeting, copies be placed in their respective personnel files, and duly authenticated ceremonial copies be transmitted to Sgt. Robert Capaldi and Corporal Denis Stites.

**SCHEDULING OF THE APRIL 27, 2026 MEETING**

Executive Director Resta addressed the Meeting and stated that the Commission's next meeting is scheduled to be held Monday, April 27, 2026.

This meeting will be called to Order at 10:30 a.m. at the Scudder Falls Administration Building, 1199 Woodside Road, Yardley, PA 19067.

Executive Director Resta assured the Commission Members that an “Official Notice of Meeting” would be forwarded to each and every Member of the Commission.

**ADJOURNMENT**

Chairman Komjathy addressed the meeting and said:

*Joe, really quick, we are going to honor former Commissioner Laurenti at the next meeting, so if the other Commissioners, if your schedule permits, if you can all come down that day, that would be great. She is one of our longest serving Commissioners, right?*

Executive Director Resta addressed the meeting and said:

*One of them.*

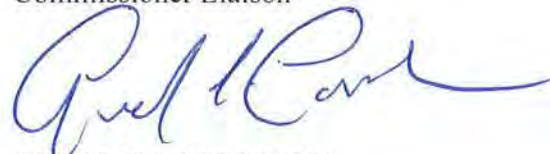
Chairman Komjathy then moved that the Meeting be adjourned, and Commissioner Grace seconded. The voice vote was unanimously affirmative, and the Meeting was adjourned at 10:52 a.m., Monday, March 30, 2026.

DELAWARE RIVER JOINT TOLL BRIDGE COMMISSION  
Meeting of March 30, 2026

Prepared and submitted by:

  
HEATHER L. MCCONNELL  
Executive Administrative Generalist/  
Commissioner Liaison

Attested by:

  
ARNOLD J. CONOLINE  
Assistant Secretary/Treasurer

Approved by:

  
JOSEPH J. RESTA  
Executive Director

**DELAWARE RIVER JOINT TOLL BRIDGE COMMISSION**

**Meeting of March 30, 2026**

FINANCE

The following Pages reflect the reports on those items assigned to the Finance Department. Each item is reported separately and page numbered accordingly.

**DELAWARE RIVER JOINT TOLL BRIDGE COMMISSION**

**Meeting of March 30, 2026**

<b>SUBJECT</b>	<b>DESCRIPTION</b>	<b>PAGE NUMBER</b>
<b>Accounting</b>	<b>Status of Cash Balances at February 28, 2026</b>	<b>1</b>
<b>Accounting</b>	<b>Status of Bond Retirement at February 28, 2026</b>	<b>2</b>
<b>Accounting</b>	<b>Status of Investments at February 28, 2026</b>	<b>3-6</b>
<b>Accounting</b>	<b>Status of Toll Traffic and Revenue &amp; Toll Supported Traffic Month of February 2026 Compared with Month of February 2025</b>	<b>7-22</b>
<b>Accounting</b>	<b>Statistical Summary of Expenditures on Toll Bridges and Toll Supported Bridges Accounts for the Period February 1, 2026, through February 28, 2026</b>	<b>23-31</b>
<b>Accounting</b>	<b>Statement of Revenue and Expenses: Two Month Period ending February 28, 2026</b>	<b>32</b>

**DELAWARE RIVER JOINT TOLL BRIDGE COMMISSION**

**Meeting of March 30, 2026**

**There follows Cash Balances of the Commission at February 28, 2026 for the information and review of the Members:**

**COMMISSION CASH DEPOSITS**

Wells Fargo Bank, N. A.

Revenue Fund	6,458,537
Payroll Fund	64,821
Insurance Clearing Account	750,000
<b>TOTAL</b>	<b>\$ 7,273,358</b>

**CASH DEPOSIT GUARANTEES**

**Wells Fargo Bank**                      PA ACT 72                      FULL BALANCE

**DELAWARE RIVER JOINT TOLL BRIDGE COMMISSION**

**Meeting of March 30, 2026**

**STATUS OF BRIDGE REVENUE BONDS AT February 28, 2026**

Maturity	SERIES 2015			SERIES 2017			SERIES 2019A			SERIES 2019B			Total	
	Yield	Principal Amount	Maturities & Calls	Yield	Principal Amount	Maturities & Calls	Yield	Principal Amount	Maturities & Calls	Yield	Principal Amount	Maturities & Calls	Average Yield	Remaining Outstanding
7/1/2019	0	2,410,000	2,410,000											
7/1/2020	1.62%	2,540,000	2,540,000	1.00%	945,000	945,000	1.17%	505,000	505,000	1.17%	6,015,000	6,015,000		-
7/1/2021	1.86%	2,540,000	2,540,000	1.00%	875,000	875,000	1.20%	435,000	435,000	1.20%	5,945,000	5,945,000		-
7/1/2022	2.10%	2,695,000	2,695,000	1.81%	1,740,000	1,740,000	1.23%	455,000	455,000	1.23%	6,255,000	6,255,000		-
7/1/2023	2.34%	2,795,000	2,795,000	2.03%	1,865,000	1,865,000	1.25%	480,000	480,000	1.25%	6,565,000	6,565,000		-
7/1/2024	2.43%	2,935,000	2,935,000	2.31%	1,970,000	1,970,000	1.31%	8,015,000	8,015,000	1.31%	6,830,000	6,830,000		-
7/1/2025	2.55%	3,015,000	3,015,000	2.52%	1,070,000	1,070,000	1.40%	8,170,000	8,170,000	1.40%	7,195,000	7,195,000		-
7/1/2026	2.73%	3,180,000					1.49%	8,585,000		1.49%	7,515,000		1.69%	19,280,000
7/1/2027	3.10%	4,540,000		2.80%	20,000		1.59%	5,800,000		1.59%	7,880,000		1.97%	18,240,000
7/1/2028	3.28%	3,380,000		2.95%	35,000		1.69%	9,410,000		1.69%	8,300,000		1.95%	21,125,000
7/1/2029	3.04%	3,480,000	3,480,000	3.08%	8,380,000		1.77%	3,725,000		1.77%	8,670,000		2.30%	20,775,000
7/1/2030	3.10%	3,670,000	3,670,000	3.19%	8,845,000		1.85%	3,930,000		1.85%	9,045,000		2.39%	21,820,000
7/1/2031	3.14%	3,785,000	3,785,000	3.27%	10,765,000		1.91%	4,055,000		1.91%	9,520,000		2.51%	24,340,000
7/1/2032	3.55%	545,000		3.35%	14,735,000		1.97%	725,000		1.97%	9,995,000		2.79%	26,000,000
7/1/2033	3.56%	10,595,000		3.41%	15,715,000		2.09%	760,000					3.43%	27,070,000
7/1/2034	3.60%	11,020,000		3.47%	16,500,000		2.16%	800,000					3.48%	28,320,000
7/1/2035	3.64%	11,460,000		3.52%	17,325,000		2.21%	835,000					3.53%	29,620,000
7/1/2036	3.73%	11,920,000		3.56%	18,190,000		2.25%	880,000					3.59%	30,990,000
7/1/2037		N/A		3.59%	22,015,000		2.29%	925,000					3.54%	22,940,000
7/1/2038		N/A		3.64%	23,115,000		2.32%	970,000					3.59%	24,085,000
7/1/2039		N/A		3.64%	24,270,000		2.35%	1,020,000					3.59%	25,290,000
7/1/2040		N/A		3.64%	25,485,000		2.50%	1,070,000					3.59%	26,555,000
7/1/2041		N/A		3.64%	26,760,000		2.50%	1,125,000					3.59%	27,885,000
7/1/2042		N/A		3.64%	28,100,000		2.50%	1,180,000					3.59%	29,280,000
7/1/2043		N/A		3.69%	15,930,000		2.50%	1,240,000					3.60%	17,170,000
7/1/2043		N/A		4.04%	13,575,000								4.04%	13,575,000
7/1/2044		N/A		3.69%	16,590,000		2.50%	1,300,000					3.60%	17,890,000
7/1/2044		N/A		4.04%	14,255,000								4.04%	14,255,000
7/1/2045		N/A		3.69%	17,275,000		3.04%	1,365,000					3.64%	18,640,000
7/1/2045		N/A		4.04%	14,965,000								4.04%	14,965,000
7/1/2046		N/A		3.69%	17,990,000		3.04%	1,405,000					3.64%	19,395,000
7/1/2046		N/A		4.04%	15,715,000								4.04%	15,715,000
7/1/2047		N/A		3.69%	18,745,000		3.04%	1,450,000					3.64%	20,195,000
7/1/2047		N/A		4.04%	16,490,000								4.04%	16,490,000
7/1/2048							3.04%	1,490,000					3.04%	1,490,000
7/1/2049							3.04%	1,535,000					3.04%	1,535,000
		<b>\$ 86,505,000</b>	<b>\$ 29,865,000</b>		<b>\$ 430,250,000</b>	<b>\$ 8,465,000</b>		<b>\$ 73,640,000</b>	<b>\$ 18,060,000</b>		<b>\$ 99,730,000</b>	<b>\$ 38,805,000</b>		<b>\$ 594,930,000</b>



**Delaware River Joint TBC  
Purchases Report  
Sorted by Fund - Maturity Date  
February 1, 2026 - February 28, 2026**

CUSIP	Investment #	Fund	Sec. Type	Issuer	Original Par Value	Purchase Date	Payment Periods	Principal Purchased	Accrued Interest at Purchase	Rate at Purchase	Maturity Date	YTM	Ending Book Value
<b>General Reserve Fund</b>													
86960KL42	11213	01GRF	ACP	SVENSK	5,000,000.00	02/11/2026	11/04 - At Maturity	4,867,000.00		3.600	11/04/2026	3.722	4,876,000.00
				<b>Subtotal</b>	<b>5,000,000.00</b>			<b>4,867,000.00</b>	<b>0.00</b>				<b>4,876,000.00</b>
<b>Operating Fund</b>													
91282CMH1	11211	01OF	TRC	USTR	9,212,000.00	02/05/2026	07/31 - 01/31	9,260,938.75	5,248.55	4.125	01/31/2027	3.571	9,257,676.17
				<b>Subtotal</b>	<b>9,212,000.00</b>			<b>9,260,938.75</b>	<b>5,248.55</b>				<b>9,257,676.17</b>
<b>Reserve Maintenance Fund</b>													
91282CMH1	11210	01RMF	TRC	USTR	12,463,000.00	02/05/2026	07/31 - 01/31	12,529,209.69	7,100.81	4.125	01/31/2027	3.571	12,524,795.71
				<b>Subtotal</b>	<b>12,463,000.00</b>			<b>12,529,209.69</b>	<b>7,100.81</b>				<b>12,524,795.71</b>
<b>Debt Service Reserve Fund Comm</b>													
91282CMH1	11212	06DSRF	TRC	USTR	47,785,000.00	02/05/2026	07/31 - 01/31	48,038,857.81	27,225.57	4.125	01/31/2027	3.571	48,021,933.96
				<b>Subtotal</b>	<b>47,785,000.00</b>			<b>48,038,857.81</b>	<b>27,225.57</b>				<b>48,021,933.96</b>
				<b>Total Purchases</b>	<b>74,460,000.00</b>			<b>74,696,006.25</b>	<b>39,574.93</b>				<b>74,680,405.84</b>



**Delaware River Joint TBC  
Investment Classification  
Sorted by Fund - Maturity Date  
February 28, 2026**

DRJTBC

CUSIP	Investment #	Fund	Issuer	Investment Class	Par Value	YTM	Maturity Date	Market Price	Market Date	Market Value	Book Value	Reported Value
<b>Debt Service Fund</b>												
38145C752	10113	01DSF	Goldman Sachs Ila Fed Port	Amort	4,342.15	2.500		100.000	02/28/2026	4,342.15	4,342.15	4,342.15
				<b>Subtotal</b>	<b>4,342.15</b>	<b>2.500</b>				<b>4,342.15</b>	<b>4,342.15</b>	<b>4,342.15</b>
<b>General Reserve Fund</b>												
38145C752	10115	01GRF	Goldman Sachs Ila Fed Port	Amort	0.00			100.000	02/28/2026	0.00	0.00	0.00
PAINVEST	10050	01GRF	PA Invest	Amort	0.00			100.000	02/28/2026	0.00	0.00	0.00
PAINVEST	10462	01GRF	PA Invest	Amort	51,131,899.89	3.760		100.000	02/28/2026	51,131,899.89	51,131,899.89	51,131,899.89
64966MYL7	10944	01GRF	City of New York	Fair	3,000,000.00	2.642	04/01/2026	99.371	02/28/2026	2,981,146.80	3,001,506.63	2,981,146.80
57629W6F2	11116	01GRF	Mass Mutual Global	Fair	2,250,000.00	5.350	04/10/2026	100.000	02/28/2026	2,250,002.25	2,248,055.20	2,250,002.25
57629W6F2	11120	01GRF	Mass Mutual Global	Fair	2,000,000.00	5.151	04/10/2026	100.000	02/28/2026	2,000,002.00	1,998,663.85	2,000,002.00
53943SED5	11199	01GRF	Lloyd Bank Corp	Fair	5,000,000.00	3.966	05/13/2026	99.217	02/28/2026	4,960,860.00	4,961,066.67	4,960,860.00
58989V2F0	11129	01GRF	Met Tower Global Fund	Fair	2,000,000.00	4.853	06/20/2026	100.360	02/28/2026	2,007,212.00	2,003,112.49	2,007,212.00
54438CYL0	10955	01GRF	Los Angeles CA Community	Fair	1,480,000.00	3.339	08/01/2026	98.964	02/28/2026	1,464,671.01	1,468,803.04	1,464,671.01
826200AD9	11141	01GRF	SIEMENS	Fair	2,500,000.00	4.364	08/17/2026	101.121	02/28/2026	2,528,035.00	2,519,231.42	2,528,035.00
91282CHY0	11041	01GRF	U.S. Treasury	Fair	1,000,000.00	4.911	09/15/2026	100.507	02/28/2026	1,005,078.12	998,562.89	1,005,078.12
06375M3Z6	11034	01GRF	Bank of Montreal	Fair	3,000,000.00	5.583	09/21/2026	99.720	02/28/2026	2,991,621.00	3,000,000.00	2,991,621.00
882724WT0	10915	01GRF	Texas Public Finance Authority	Fair	7,500,000.00	1.289	10/01/2026	100.718	02/28/2026	7,553,882.70	7,656,529.66	7,553,882.70
059189N55	11185	01GRF	City of Baltimore	Fair	910,000.00	4.024	10/15/2026	101.119	02/28/2026	920,188.53	920,614.88	920,188.53
86960KL42	11213	01GRF	Svenska Handelsbanken	Amort	5,000,000.00	3.722	11/04/2026	97.439	02/28/2026	4,871,965.00	4,876,000.00	4,876,000.00
771196CE0	11128	01GRF	ROCHE HLDGS INC	Fair	3,500,000.00	4.842	11/13/2026	100.915	02/28/2026	3,532,053.00	3,509,615.16	3,532,053.00
5253JAZ4	11142	01GRF	Aust & NZ Banking Group	Fair	3,000,000.00	4.255	01/18/2027	100.878	02/28/2026	3,026,358.00	3,012,241.25	3,026,358.00
64953BBM9	11127	01GRF	New York Life Global	Fair	2,000,000.00	4.837	04/02/2027	101.045	02/28/2026	2,020,912.00	2,001,209.20	2,020,912.00
29446MAE2	11097	01GRF	EQUINOR ASA	Fair	1,000,000.00	4.833	04/06/2027	99.348	02/28/2026	993,483.00	981,512.59	993,483.00
57629W4S6	11126	01GRF	Mass Mutual Global	Fair	3,000,000.00	4.867	04/09/2027	101.408	02/28/2026	3,042,264.00	3,007,055.45	3,042,264.00
64971MT44	11176	01GRF	NYC Transitional Fin Authority	Fair	2,000,000.00	4.310	05/01/2027	101.696	02/28/2026	2,033,937.20	2,020,942.47	2,033,937.20
74172WAJ5	11188	01GRF	Prince George County Rev	Fair	560,000.00	3.976	05/01/2027	100.193	02/28/2026	561,082.67	558,003.31	561,082.67
166764BX7	11073	01GRF	Chevron Corp	Fair	3,000,000.00	4.379	05/11/2027	98.140	02/28/2026	2,944,200.00	2,921,198.06	2,944,200.00
90327QD97	11124	01GRF	USAA CAP CORP	Fair	5,000,000.00	5.048	06/01/2027	101.798	02/28/2026	5,089,915.00	5,011,513.10	5,089,915.00
649907XF4	11100	01GRF	New York State Dormitory Auth	Fair	1,000,000.00	5.049	07/01/2027	100.819	02/28/2026	1,008,196.46	998,291.12	1,008,196.46
3130B2WX9	11148	01GRF	Federal Home Loan Bank	Fair	3,000,000.00	3.666	10/01/2027	99.904	02/28/2026	2,997,129.00	3,000,000.00	2,997,129.00
3130B3JC8	11158	01GRF	Federal Home Loan Bank	Fair	1,500,000.00	4.310	10/22/2027	100.070	02/28/2026	1,501,051.50	1,500,000.00	1,501,051.50
40139LBG7	11098	01GRF	Guardian Life Global Funding	Fair	3,000,000.00	4.853	10/28/2027	102.714	02/28/2026	3,081,426.00	3,031,267.99	3,081,426.00

**Delaware River Joint TBC  
Investment Classification  
February 28, 2026**

CUSIP	Investment #	Fund	Issuer	Investment Class	Par Value	YTM	Maturity Date	Market Price	Market Date	Market Value	Book Value	Reported Value
<b>General Reserve Fund</b>												
64966MGP8	11169	01GRF	City of New York	Fair	1,000,000.00	4.391	12/01/2027	99.330	02/28/2026	993,305.37	984,637.93	<b>993,305.37</b>
64952WEY5	11111	01GRF	New York Life Global	Fair	3,000,000.00	5.020	01/09/2028	101.964	02/28/2026	3,058,932.00	2,991,356.45	<b>3,058,932.00</b>
3130B5HW1	11173	01GRF	Federal Home Loan Bank	Fair	1,610,000.00	4.280	03/13/2028	100.017	02/28/2026	1,610,276.92	1,610,000.00	<b>1,610,276.92</b>
3130B5LN6	11175	01GRF	Federal Home Loan Bank	Fair	4,000,000.00	4.300	03/24/2028	100.036	02/28/2026	4,001,452.00	4,000,000.00	<b>4,001,452.00</b>
13063DGC6	11040	01GRF	State of California	Fair	2,000,000.00	5.035	04/01/2028	99.895	02/28/2026	1,997,910.61	1,943,351.96	<b>1,997,910.61</b>
3134HBML2	11178	01GRF	Federal Home Loan Mtg Corp	Fair	2,000,000.00	4.248	04/24/2028	100.069	02/28/2026	2,001,386.00	2,000,000.00	<b>2,001,386.00</b>
637639AK1	11104	01GRF	National Securities Clearing	Fair	4,000,000.00	4.641	05/30/2028	102.191	02/28/2026	4,087,660.00	4,028,835.64	<b>4,087,660.00</b>
01266HFL8	11050	01GRF	Albamarle Cnty VA Economic	Fair	3,000,000.00	5.260	06/01/2028	100.375	02/28/2026	3,011,277.36	3,002,287.41	<b>3,011,277.36</b>
686053DR7	11171	01GRF	Oregon School Board Assn	Fair	2,289,489.48	4.283	06/30/2028	101.877	02/28/2026	2,332,468.65	2,316,571.26	<b>2,332,468.65</b>
898365AP6	11066	01GRF	Boston College	Fair	2,550,000.00	4.705	07/01/2028	101.982	02/28/2026	2,600,556.22	2,540,093.74	<b>2,600,556.22</b>
3136GAGW3	11180	01GRF	Federal National Mtg Assn	Fair	4,400,000.00	4.043	08/10/2028	100.161	02/28/2026	4,407,110.40	4,402,158.26	<b>4,407,110.40</b>
59217GFQ7	11203	01GRF	METLIFE	Amort	5,000,000.00	3.986	09/12/2028	103.655	02/28/2026	5,182,755.00	5,167,601.83	<b>5,167,601.83</b>
641062BL7	11209	01GRF	Nestle Capital Corp CP	Fair	3,629,000.00	3.800	09/12/2028	102.921	02/28/2026	3,735,032.12	3,729,758.20	<b>3,735,032.12</b>
91282CJA0	11042	01GRF	U.S. Treasury	Fair	1,000,000.00	4.806	09/30/2028	103.035	02/28/2026	1,030,351.56	995,859.93	<b>1,030,351.56</b>
67080LAA3	11063	01GRF	Nuveen LLC	Fair	5,000,000.00	5.034	11/01/2028	100.054	02/28/2026	5,002,715.00	4,871,144.97	<b>5,002,715.00</b>
91282CJN2	11060	01GRF	U.S. Treasury	Fair	2,000,000.00	4.257	11/30/2028	102.546	02/28/2026	2,050,937.50	2,005,750.32	<b>2,050,937.50</b>
64952WFF5	11149	01GRF	New York Life Global	Fair	1,850,000.00	4.045	01/29/2029	102.200	02/28/2026	1,890,701.85	1,881,997.68	<b>1,890,701.85</b>
649902S53	11192	01GRF	New York State Dormitory Auth	Fair	4,000,000.00	4.248	02/15/2029	104.033	02/28/2026	4,161,326.00	4,151,220.89	<b>4,161,326.00</b>
3130BOKB4	11105	01GRF	Federal Home Loan Bank	Fair	3,000,000.00	5.000	03/20/2029	100.063	02/28/2026	3,001,890.00	3,000,000.00	<b>3,001,890.00</b>
95662NSL3	11154	01GRF	West Virginia Housing	Fair	510,000.00	4.207	05/01/2029	105.969	02/28/2026	540,445.20	536,086.83	<b>540,445.20</b>
3136GAK24	11183	01GRF	Federal National Mtg Assn	Fair	5,000,000.00	4.150	07/11/2029	100.344	02/28/2026	5,017,220.00	5,000,000.00	<b>5,017,220.00</b>
3130B2N43	11144	01GRF	Federal Home Loan Bank	Fair	4,000,000.00	4.000	09/10/2029	99.896	02/28/2026	3,995,868.00	4,000,000.00	<b>3,995,868.00</b>
3134HBEU1	11177	01GRF	Federal Home Loan Mtg Corp	Fair	3,083,000.00	4.119	09/19/2029	100.036	02/28/2026	3,084,119.13	3,090,960.25	<b>3,084,119.13</b>
95662NSM1	11155	01GRF	West Virginia Housing	Fair	505,000.00	4.800	11/01/2029	106.326	02/28/2026	536,950.53	533,750.56	<b>536,950.53</b>
3130B6DA1	11179	01GRF	Federal Home Loan Bank	Fair	3,000,000.00	4.150	05/07/2030	100.496	02/28/2026	3,014,880.00	3,000,000.00	<b>3,014,880.00</b>
57604TAC0	11194	01GRF	Commonwealth of	Fair	3,850,000.00	4.155	06/01/2030	103.484	02/28/2026	3,984,169.38	3,982,866.59	<b>3,984,169.38</b>
3130B6V60	11181	01GRF	Federal Home Loan Bank	Fair	5,000,000.00	4.570	07/08/2030	100.255	02/28/2026	5,012,760.00	5,000,000.00	<b>5,012,760.00</b>
64972HRT1	11205	01GRF	NYC Transitional Fin Authority	Fair	2,850,000.00	4.153	07/15/2030	104.246	02/28/2026	2,971,014.28	2,945,328.83	<b>2,971,014.28</b>
3130B7G57	11186	01GRF	Federal Home Loan Bank	Fair	1,700,000.00	4.198	08/12/2030	100.191	02/28/2026	1,703,255.50	1,700,000.00	<b>1,703,255.50</b>
3136GANV7	11187	01GRF	Federal National Mtg Assn	Fair	3,830,000.00	4.116	08/19/2030	100.178	02/28/2026	3,836,844.21	3,827,431.05	<b>3,836,844.21</b>
3130B7LE2	11189	01GRF	Federal Home Loan Bank	Fair	5,000,000.00	4.000	09/09/2030	100.056	02/28/2026	5,002,805.00	5,000,000.00	<b>5,002,805.00</b>
3136GARY7	11193	01GRF	Federal National Mtg Assn	Fair	5,000,000.00	3.749	09/10/2030	99.386	02/28/2026	4,969,330.00	5,000,000.00	<b>4,969,330.00</b>
3130B8AY8	11197	01GRF	Federal Home Loan Bank	Fair	2,500,000.00	3.740	09/20/2030	99.366	02/28/2026	2,484,160.00	2,500,000.00	<b>2,484,160.00</b>
3130B8AV4	11196	01GRF	Federal Home Loan Bank	Fair	2,500,000.00	3.800	10/15/2030	99.487	02/28/2026	2,487,185.00	2,500,000.00	<b>2,487,185.00</b>
3134HB7H8	11200	01GRF	Federal Home Loan Mtg Corp	Fair	3,000,000.00	4.000	11/20/2030	100.024	02/28/2026	3,000,732.00	3,000,000.00	<b>3,000,732.00</b>
3130B8MA7	11201	01GRF	Federal Home Loan Bank	Fair	3,000,000.00	3.900	11/26/2030	99.804	02/28/2026	2,994,126.00	3,000,000.00	<b>2,994,126.00</b>

**Delaware River Joint TBC  
Investment Classification  
February 28, 2026**

CUSIP	Investment #	Fund	Issuer	Investment Class	Par Value	YTM	Maturity Date	Market Price	Market Date	Market Value	Book Value	Reported Value
<b>General Reserve Fund</b>												
3136GCAY1	11204	01GRF	Federal National Mtg Assn	Fair	5,000,000.00	3.875	12/16/2030	99.751	02/28/2026	4,987,575.00	5,000,000.00	4,987,575.00
3130B96R6	11207	01GRF	Federal Home Loan Bank	Fair	1,170,000.00	3.864	01/17/2031	100.664	02/28/2026	1,177,772.31	1,167,705.73	1,177,772.31
3136GCJL0	11208	01GRF	Federal National Mtg Assn	Fair	3,000,000.00	4.000	01/21/2031	100.506	02/28/2026	3,015,195.00	3,000,000.00	3,015,195.00
<b>Subtotal</b>					<b>237,158,389.37</b>	4.098				<b>238,473,023.23</b>	<b>237,743,652.63</b>	<b>238,461,905.06</b>
<b>Operating Fund</b>												
38145C752	10108	01OF	Goldman Sachs Ila Fed Port	Amort	1,646.03	2.500		100.000	02/28/2026	1,646.03	1,646.03	1,646.03
91282CMH1	11211	01OF	U.S. Treasury	Fair	9,212,000.00	3.571	01/31/2027	100.511	02/28/2026	9,259,139.55	9,257,676.17	9,259,139.55
<b>Subtotal</b>					<b>9,213,646.03</b>	3.571				<b>9,260,785.58</b>	<b>9,259,322.20</b>	<b>9,260,785.58</b>
<b>Reserve Maintenance Fund</b>												
38145C752	10106	01RMF	Goldman Sachs Ila Fed Port	Amort	1,020.75	2.500		100.000	02/28/2026	1,020.75	1,020.75	1,020.75
91282CMH1	11210	01RMF	U.S. Treasury	Fair	12,463,000.00	3.571	01/31/2027	100.511	02/28/2026	12,526,775.54	12,524,795.71	12,526,775.54
<b>Subtotal</b>					<b>12,464,020.75</b>	3.571				<b>12,527,796.29</b>	<b>12,525,816.46</b>	<b>12,527,796.29</b>
<b>Scudder Falls Insurance Reserv</b>												
38145C752	10506	01SFIR	Goldman Sachs Ila Fed Port	Amort	913,277.99	3.760		100.000	02/28/2026	913,277.99	913,277.99	913,277.99
<b>Subtotal</b>					<b>913,277.99</b>	3.760				<b>913,277.99</b>	<b>913,277.99</b>	<b>913,277.99</b>
<b>Debt Service Reserve Fund Comm</b>												
38145C752	10994	06DSRF	Goldman Sachs Ila Fed Port	Amort	3,010.38	2.500		100.000	02/28/2026	3,010.38	3,010.38	3,010.38
91282CMH1	11212	06DSRF	U.S. Treasury	Fair	47,785,000.00	3.571	01/31/2027	100.511	02/28/2026	48,029,524.92	48,021,933.96	48,029,524.92
<b>Subtotal</b>					<b>47,788,010.38</b>	3.571				<b>48,032,535.30</b>	<b>48,024,944.34</b>	<b>48,032,535.30</b>
<b>Total</b>					<b>307,541,686.67</b>	3.978				<b>309,211,760.54</b>	<b>308,471,355.77</b>	<b>309,200,642.37</b>

**DELAWARE RIVER JOINT TOLL BRIDGE COMMISSION**  
**Meeting of March 30, 2026**  
**TOLL TRAFFIC AND REVENUE STATISTICS (February 2026)**

**Summary:** The Commission recorded an increase in total toll revenue for February 2026 in comparison to the February 2025 traffic and revenue statistics. Total toll traffic however reflected a decrease for the month. It should be noted that the Commission increased toll rates for all vehicle classifications effective January 1, 2026. In addition, it should be noted that cash toll collections were eliminated at TM, I78, EP, and DWG on January 12, 2025.

**Analysis of February 2026 / February 2025 toll revenue data comparison:**

- Total toll revenue increased by **\$5,319,631** or 36.96 percent at the Commission's eight toll bridges for the month of February.
- Commercial-vehicle toll revenue increased \$3,573,702, or 35.74 percent.
- Passenger-vehicle toll revenue increased \$1,745,929 or 39.73 percent.

**Analysis of February 2026 / February 2025 traffic data comparison:**

- Total toll traffic decreased by **77,887** vehicles, or 2.46 percent for the month.
- Commercial-vehicle traffic decreased by 49,226 vehicles, or 9.39 percent.
- Passenger-vehicle toll traffic decreased by 28,661 vehicles, or 1.09 percent.
- Average daily toll traffic for the Commission's toll bridges for February 2026 was 110,111 total vehicles as compared to the 112,893 total vehicles recorded in February 2025, a decrease on average of 2,782 vehicles a day.
- Total recorded westbound traffic volume at the 10 toll supported bridges for February 2026 decreased by 7,139 vehicles, or 0.5 percent as compared to February 2025. Average daily westbound traffic on the toll supported bridges was 52,446 vehicles in February 2026 as compared to 52,701 vehicles in February 2025.

**Traffic analysis for February 2026:**

- Total toll traffic for the eight toll bridges is reflecting a 3.76 percent decrease for the first two months of 2026 as compared to the same two-month period of 2025.
- Westbound traffic on the ten toll supported bridges reflects a decrease of 0.8 percent for the first two months of 2026 when compared to 2025.

## **REGION REVIEW:**

### **Southern Region**

Total toll traffic at Trenton-Morrisville (TM) reflected a 0.80 percent decrease for February 2026 when compared to February 2025 as the result of the increase of 5,779 cars and the decrease of 10,427 trucks. The Scudder Falls Bridge recorded a 5.35 percent decrease in total toll traffic for February 2026 compared to February 2025 due to the decrease of 25,479 cars and the decrease of 5,845 trucks. At New Hope-Lambertville (NHL), a decrease of 9,485 cars combined with a decrease of 2,345 trucks resulted in an overall decrease of 10.69 percent in total toll traffic for February 2026 as compared to February 2025.

### **Central Region**

The I-78 Toll Bridge recorded a decrease of 0.43 percent in total toll traffic for the month of February 2026 when compared to February 2025 as the result of the increase of 13,063 cars and the decrease of 16,246 trucks. At the Easton-Phillipsburg (EP) Toll Bridge, combined decreases of 4,524 passenger vehicles and 5,679 trucks generated a 2.76 percent decrease in total toll traffic for February 2026 as compared to February 2025.

### **Northern Region**

Portland-Columbia (PC) recorded a 0.90 percent increase in total toll traffic during February 2026 compared to February 2025 as the result of the combined increases of 559 automobiles and 153 trucks. At the Delaware Water Gap (DWG) Toll Bridge, the decrease of 6,799 passenger vehicles and the decrease of 7,676 trucks generated a decrease of 2.34 percent in total toll traffic for February 2026 when compared to February 2025. At Milford-Montague (MM), decreases of 1,775 passenger vehicles and 1,161 trucks produced a 4.01 percent decrease in total toll traffic for the month of February 2026 as compared to February 2025.

**E-ZPass Penetration Rates**

The table below provides a comparison of the *E-ZPass* penetration rates for the Commission's eight (8) toll bridges for the months of February 2026 and February 2025, and the year-to-date periods ending February 28, 2026 and February 28, 2025.

		<b><i>E-ZPass</i> PENETRATION RATES</b>					
		<b>FEB. 2026</b>	<b>FEB. 2025</b>	<b>Change in Monthly Percentage</b>	<b>YTD 2026</b>	<b>YTD 2025</b>	<b>Change in YTD Percentage</b>
<b>All Toll Bridges</b>	Cars	87.85	88.46	-0.61	88.24	87.91	0.33
	Trucks	88.58	89.03	-0.45	88.95	88.62	0.33
	<b>Total</b>	<b>87.97</b>	<b>88.55</b>	<b>-0.58</b>	<b>88.35</b>	<b>88.03</b>	<b>0.32</b>
<b>Trenton - Morrisville</b>	Cars	87.09	87.33	-0.24	87.60	86.77	0.83
	Trucks	86.00	87.41	-1.41	86.91	86.80	0.11
	<b>Total</b>	<b>86.98</b>	<b>87.34</b>	<b>-0.36</b>	<b>87.53</b>	<b>86.77</b>	<b>0.76</b>
<b>Scudder Falls</b>	Cars	92.11	92.55	-0.44	92.44	92.51	-0.07
	Trucks	89.39	90.35	-0.96	89.85	90.17	-0.32
	<b>Total</b>	<b>91.98</b>	<b>92.43</b>	<b>-0.45</b>	<b>92.32</b>	<b>92.38</b>	<b>-0.06</b>
<b>New Hope - Lambertville</b>	Cars	94.48	94.46	0.02	94.22	93.47	0.75
	Trucks	90.04	90.10	-0.06	90.34	89.79	0.55
	<b>Total</b>	<b>94.11</b>	<b>94.05</b>	<b>0.06</b>	<b>93.89</b>	<b>93.16</b>	<b>0.73</b>
<b>I-78</b>	Cars	85.64	85.56	0.08	86.20	84.88	1.32
	Trucks	89.27	89.32	-0.05	89.58	89.16	0.42
	<b>Total</b>	<b>86.79</b>	<b>86.82</b>	<b>-0.03</b>	<b>87.26</b>	<b>86.30</b>	<b>0.96</b>
<b>Easton - Phillipsburg</b>	Cars	89.21	90.34	-1.13	89.40	89.80	-0.40
	Trucks	87.86	88.30	-0.44	88.13	87.33	0.80
	<b>Total</b>	<b>89.12</b>	<b>90.18</b>	<b>-1.06</b>	<b>89.31</b>	<b>89.60</b>	<b>-0.29</b>
<b>Portland - Columbia</b>	Cars	89.09	89.38	-0.29	89.47	89.67	-0.20
	Trucks	89.31	89.38	-0.07	88.83	88.64	0.19
	<b>Total</b>	<b>89.12</b>	<b>89.38</b>	<b>-0.26</b>	<b>89.40</b>	<b>89.55</b>	<b>-0.15</b>
<b>Delaware Water Gap</b>	Cars	83.84	85.22	-1.38	84.40	84.23	0.17
	Trucks	88.18	89.06	-0.88	88.59	88.31	0.28
	<b>Total</b>	<b>84.67</b>	<b>85.98</b>	<b>-1.31</b>	<b>85.19</b>	<b>85.04</b>	<b>0.15</b>
<b>Milford - Montague</b>	Cars	89.33	89.24	0.09	89.23	89.13	0.10
	Trucks	89.36	86.93	2.43	88.48	88.04	0.44
	<b>Total</b>	<b>89.34</b>	<b>89.13</b>	<b>0.21</b>	<b>89.21</b>	<b>89.08</b>	<b>0.13</b>

Starting 11pm on January 12<sup>th</sup>, 2025, the Commission ceased cash toll collections at TM, I-78, EP and DWG, and completed soft AET conversions at all toll bridges.

**DELAWARE RIVER JOINT TOLL BRIDGE COMMISSION**  
**ALL TOLL BRIDGES**  
**COMPARATIVE STATEMENT OF TOLL TRAFFIC AND REVENUE**

**FEBURARY 2026**

<b>FEBURARY 1, 2025</b>		<b>FEBURARY 1, 2026</b>		<b>VEHICLE CLASS</b>	<b>MONTH OF</b>		<b>MONTH OF</b>	
<b>FEBURARY 28, 2025</b>		<b>FEBURARY 28, 2026</b>			<b>FEBURARY 2026</b>		<b>FEBURARY 2025</b>	
<b>59 DAYS</b>		<b>59 DAYS</b>			<b>28 DAYS</b>		<b>28 DAYS</b>	
<b>NUMBER OF VEHICLES</b>	<b>TOTAL REVENUE</b>	<b>NUMBER OF VEHICLES</b>	<b>TOTAL REVENUE</b>		<b>NUMBER OF VEHICLES</b>	<b>TOTAL REVENUE</b>	<b>NUMBER OF VEHICLES</b>	<b>TOTAL REVENUE</b>
5,545,982	\$ 9,385,370.25	5,403,522	\$ 12,876,762.00	<b>PASSENGER</b>	2,608,290	\$ 6,205,370.55	2,636,951	\$ 4,441,474.20
-	(78,425.00)		(102,490.50)	<i>Commission Vehicle</i>	-	(64,413.00)	-	(46,446.00)
5,545,982	\$ 9,306,945.25	5,403,522	\$ 12,774,271.50	<i>Non-Rev Crossings</i>				
				<b>TOTAL PASSENGER</b>	2,608,290	\$ 6,140,957.55	2,636,951	\$ 4,395,028.20
222,010	2,023,166.65	173,111	2,322,105.00	<b>2-Axle Trucks</b>	83,813	1,124,491.00	108,348	986,587.00
75,036	1,025,974.50	69,807	1,397,574.00	<b>3-Axle Trucks</b>	32,174	643,156.50	36,105	493,828.50
73,155	1,336,660.00	66,770	1,790,256.00	<b>4-Axle Trucks</b>	30,837	825,540.00	35,423	646,802.00
708,004	16,123,672.50	660,609	22,010,330.00	<b>5-Axle Trucks</b>	320,097	10,663,880.00	336,554	7,661,770.00
15,237	414,084.00	16,063	635,292.00	<b>6-Axle Trucks</b>	7,705	304,620.00	7,342	199,458.00
588	20,059.50	479	24,161.50	<b>7-Axle Trucks</b>	193	9,812.50	273	9,352.50
1,094,030	\$ 20,943,617.15	986,839	\$ 28,179,718.50	<b>TOTAL TRUCKS</b>	474,819	\$ 13,571,500.00	524,045	\$ 9,997,798.00
6,640,012	\$ 30,250,562.40	6,390,361	\$ 40,953,990.00	<b>TOTAL TOLL VEHICLES</b>	3,083,109	\$ 19,712,457.55	3,160,996	\$ 14,392,826.20
112,543	\$ 512,721.40	108,311	\$ 694,135.42	<b>DAILY AVERAGE</b>	110,111	\$ 704,016.34	112,893	\$ 514,029.51

**YTD Rate Change**

<b>Traffic (toll)</b>	-3.76%
Autos	-2.57%
Trucks	-9.80%
<b>Revenue</b>	35.38%
Autos	37.26%
Trucks	34.55%

**MTD Rate Change**

<b>Traffic (toll)</b>	-2.46%
Autos	-1.09%
Trucks	-9.39%
<b>Revenue</b>	36.96%
Autos	39.73%
Trucks	35.74%

**Note:** The Commission implemented toll rate increases at all toll bridges on January 1st, 2026.

**Note:** Traffic was affected by the Nor'easter blizzard on February 22nd and 23rd, 2026.

DELAWARE RIVER JOINT TOLL BRIDGE COMMISSION  
TRENTON - MORRISVILLE TOLL BRIDGE  
COMPARATIVE STATEMENT OF TOLL TRAFFIC AND REVENUE

**FEBURARY 2026**

FEBURARY 1, 2025 FEBURARY 28, 2025 59 DAYS		FEBURARY 1, 2026 FEBURARY 28, 2026 59 DAYS		VEHICLE CLASS	MONTH OF FEBURARY 2026 28 DAYS		MONTH OF FEBURARY 2025 28 DAYS	
NUMBER OF VEHICLES	TOTAL REVENUE	NUMBER OF VEHICLES	TOTAL REVENUE		NUMBER OF VEHICLES	TOTAL REVENUE	NUMBER OF VEHICLES	TOTAL REVENUE
1,068,201	\$ 1,824,915.00	1,072,146	\$ 2,572,883.50	<b>PASSENGER</b>	521,696	\$ 1,252,382.00	515,917	\$ 877,240.50
	(11,202.50)		(18,140.50)	<i>Commission Vehicle</i>		(12,285.00)		(7,760.00)
				<i>Non-Rev Crossings</i>				
1,068,201	\$ 1,813,712.50	1,072,146	\$ 2,554,743.00	<b>TOTAL PASSENGER</b>	521,696	\$ 1,240,097.00	515,917	\$ 869,480.50
44,157	402,633.00	35,489	475,796.00	<b>2-Axle Trucks</b>	16,993	227,841.00	21,449	195,385.00
23,697	324,631.50	20,125	404,694.00	<b>3-Axle Trucks</b>	7,825	157,080.00	11,309	154,785.00
13,601	248,242.00	14,385	384,788	<b>4-Axle Trucks</b>	5,564	148,602.00	6,362	115,994.00
53,041	1,212,562.50	49,572	1,667,293	<b>5-Axle Trucks</b>	23,972	807,090.00	25,672	586,860.00
1,365	37,281.00	1,383	55,272	<b>6-Axle Trucks</b>	689	27,609.00	680	18,513.00
32	1,022.00	38	1,789	<b>7-Axle Trucks</b>	9	409.50	7	217.00
135,893	\$ 2,226,372.00	120,992	\$ 2,989,631.00	<b>TOTAL TRUCKS</b>	55,052	\$ 1,368,631.50	65,479	\$ 1,071,754.00
1,204,094	\$ 4,040,084.50	1,193,138	\$ 5,544,374.00	<b>TOTAL TOLL VEHICLES</b>	576,748	\$ 2,608,728.50	581,396	\$ 1,941,234.50
20,408	\$ 68,476.01	20,223	\$ 93,972.44	<b>DAILY AVERAGE</b>	20,598	\$ 93,168.88	20,764	\$ 69,329.80

**YTD Rate Change**

<b>Traffic (toll)</b>	-0.91%
Autos	0.37%
Trucks	-10.97%
<b>Revenue</b>	37.23%
Autos	40.86%
Trucks	34.28%

**MTD Rate Change**

<b>Traffic (toll)</b>	-0.80%
Autos	1.12%
Trucks	-15.92%
<b>Revenue</b>	34.39%
Autos	42.63%
Trucks	27.70%

DELAWARE RIVER JOINT TOLL BRIDGE COMMISSION  
 SCUDDER FALLS TOLL BRIDGE  
 COMPARATIVE STATEMENT OF TOLL TRAFFIC AND REVENUE

**FEBURARY 2026**

FEBURARY 1, 2025 FEBURARY 28, 2025 59 DAYS		FEBURARY 1, 2026 FEBURARY 28, 2026 59 DAYS		VEHICLE CLASS	MONTH OF FEBURARY 2026 28 DAYS		MONTH OF FEBURARY 2025 28 DAYS	
NUMBER OF VEHICLES	TOTAL REVENUE	NUMBER OF VEHICLES	TOTAL REVENUE		NUMBER OF VEHICLES	TOTAL REVENUE	NUMBER OF VEHICLES	TOTAL REVENUE
1,130,775	\$ 1,829,357.00	1,079,836	\$ 2,425,303.00	<b>PASSENGER</b>	526,875	\$ 1,182,831.55	552,354	\$ 893,336.45
	(10,229.00)		(16,128.00)	<i>Commission Vehicle</i>		(9,907.00)		(6,844.50)
				<i>Non-Rev Crossings</i>				
1,130,775	\$ 1,819,128.00	1,079,836	\$ 2,409,175.00	<b>TOTAL PASSENGER</b>	526,875	1,172,924.55	552,354	\$ 886,491.95
33,234	301,930.65	25,182	335,591.00	<b>2-Axle Trucks</b>	12,115	161,404.00	16,235	147,445.00
6,101	82,218.00	5,784	113,841.00	<b>3-Axle Trucks</b>	2,691	52,597.50	3,067	41,676.00
4,057	74,128.00	3,800	101,886.00	<b>4-Axle Trucks</b>	1,765	47,320.00	2,118	38,726.00
22,288	507,675.00	20,620	686,680.00	<b>5-Axle Trucks</b>	10,010	333,192.50	11,030	251,247.50
279	7,614.00	284	11,283.00	<b>6-Axle Trucks</b>	158	6,300.00	139	3,798.00
24	867.00	34	1,734.50	<b>7-Axle Trucks</b>	19	976.00	14	517.50
65,983	\$ 974,432.65	55,704	\$ 1,251,015.50	<b>TOTAL TRUCKS</b>	26,758	\$ 601,790.00	32,603	\$ 483,410.00
1,196,758	\$ 2,793,560.65	1,135,540	\$ 3,660,190.50	<b>TOTAL TOLL VEHICLES</b>	553,633	\$ 1,774,714.55	584,957	\$ 1,369,901.95
20,284	\$ 47,348.49	19,246	\$ 62,037.13	<b>DAILY AVERAGE</b>	19,773	\$ 63,382.66	20,891	\$ 48,925.07

**YTD Rate Change**

<b>Traffic (toll)</b>	-5.12%
Autos	-4.50%
Trucks	-15.58%
<b>Revenue</b>	31.02%
Autos	32.44%
Trucks	28.38%

**MTD Rate Change**

<b>Traffic (toll)</b>	-5.35%
Autos	-4.61%
Trucks	-17.93%
<b>Revenue</b>	29.55%
Autos	32.31%
Trucks	24.49%

DELAWARE RIVER JOINT TOLL BRIDGE COMMISSION  
 NEW HOPE - LAMBERTVILLE TOLL BRIDGE  
 COMPARATIVE STATEMENT OF TOLL TRAFFIC AND REVENUE

**FEBURARY 2026**

FEBURARY 1, 2025 FEBURARY 28, 2025 59 DAYS		FEBURARY 1, 2026 FEBURARY 28, 2026 59 DAYS		VEHICLE CLASS	MONTH OF FEBURARY 2026 28 DAYS		MONTH OF FEBURARY 2025 28 DAYS	
NUMBER OF VEHICLES	TOTAL REVENUE	NUMBER OF VEHICLES	TOTAL REVENUE		NUMBER OF VEHICLES	TOTAL REVENUE	NUMBER OF VEHICLES	TOTAL REVENUE
241,187	\$ 388,489.00	190,701	\$ 419,840.50	<b>PASSENGER</b>	90,608	\$ 197,759.00	100,093	\$ 159,957.50
	(11,689.50)		(15,853.00)	<i>Commission Vehicle</i>		(9,652.50)		(6,652.50)
				<i>Non-Rev Crossings</i>				
241,187	\$ 376,799.50	190,701	\$ 403,987.50	<b>TOTAL PASSENGER</b>	90,608	\$ 188,106.50	100,093	\$ 153,305.00
11,998	108,647.00	8,758	115,283.00	<b>2-Axle Trucks</b>	4,116	54,597.00	5,655	51,199.00
1,662	22,516.50	1,532	30,474.00	<b>3-Axle Trucks</b>	698	13,864.50	852	11,605.50
1,423	26,206.00	1,131	30,224.00	<b>4-Axle Trucks</b>	469	12,518.00	738	13,588.00
6,457	146,842.50	5,793	193,355.00	<b>5-Axle Trucks</b>	2,763	92,145.00	3,101	70,457.50
536	14,589.00	506	20,163.00	<b>6-Axle Trucks</b>	216	8,613.00	260	7,071.00
5	161.00	3	136.50	<b>7-Axle Trucks</b>	-	-	1	31.50
22,081	\$ 318,962.00	17,723	\$ 389,635.50	<b>TOTAL TRUCKS</b>	8,262	\$ 181,737.50	10,607	\$ 153,952.50
263,268	\$ 695,761.50	208,424	\$ 793,623.00	<b>TOTAL TOLL VEHICLES</b>	98,870	\$ 369,844.00	110,700	\$ 307,257.50
4,462	\$ 11,792.57	3,533	\$ 13,451.24	<b>DAILY AVERAGE</b>	3,531	\$ 13,208.71	3,954	\$ 10,973.48

**YTD Rate Change**

<b>Traffic (toll)</b>	-20.83%
Autos	-20.93%
Trucks	-19.74%
<b>Revenue</b>	14.07%
Autos	7.22%
Trucks	22.16%

**MTD Rate Change**

<b>Traffic (toll)</b>	-10.69%
Autos	-9.48%
Trucks	-22.11%
<b>Revenue</b>	20.37%
Autos	22.70%
Trucks	18.05%

DELAWARE RIVER JOINT TOLL BRIDGE COMMISSION  
 I78 TOLL BRIDGE  
 COMPARATIVE STATEMENT OF TOLL TRAFFIC AND REVENUE

**FEBURARY 2026**

FEBURARY 1, 2025 FEBURARY 28, 2025 59 DAYS		FEBURARY 1, 2026 FEBURARY 28, 2026 59 DAYS		VEHICLE CLASS	MONTH OF FEBURARY 2026 28 DAYS		MONTH OF FEBURARY 2025 28 DAYS	
NUMBER OF VEHICLES	TOTAL REVENUE	NUMBER OF VEHICLES	TOTAL REVENUE		NUMBER OF VEHICLES	TOTAL REVENUE	NUMBER OF VEHICLES	TOTAL REVENUE
1,045,233	\$ 1,822,853.50	1,054,850	\$ 2,589,867.00	<b>PASSENGER</b>	506,381	\$ 1,241,426.00	493,318	\$ 855,537.00
	(5,597.50)		(11,330.00)	<i>Commission Vehicle</i>		(7,415.00)		(3,129.00)
				<i>Non-Rev Crossings</i>				
1,045,233	\$ 1,817,256.00	1,054,850	\$ 2,578,537.00	<b>TOTAL PASSENGER</b>	506,381	\$ 1,234,011.00	493,318	\$ 852,408.00
56,202	513,471.00	45,715	617,088.00	<b>2-Axle Trucks</b>	22,406	302,523.00	28,137	256,923.00
23,485	321,223.50	22,633	452,667.00	<b>3-Axle Trucks</b>	11,346	226,774.50	11,350	155,296.50
33,171	604,894.00	29,235	785,898.00	<b>4-Axle Trucks</b>	13,959	374,674.00	16,178	294,798.00
399,689	9,095,737.50	374,258	12,445,947.50	<b>5-Axle Trucks</b>	181,587	6,036,600.00	189,763	4,317,862.50
8,045	218,334.00	7,951	313,791.00	<b>6-Axle Trucks</b>	3,846	151,704.00	3,920	106,419.00
307	10,434.00	243	12,318.50	<b>7-Axle Trucks</b>	101	5,164.00	143	4,818.50
520,899	\$ 10,764,094.00	480,035	\$ 14,627,710.00	<b>TOTAL TRUCKS</b>	233,245	\$ 7,097,439.50	249,491	\$ 5,136,117.50
1,566,132	\$ 12,581,350.00	1,534,885	\$ 17,206,247.00	<b>TOTAL TOLL VEHICLES</b>	739,626	\$ 8,331,450.50	742,809	\$ 5,988,525.50
26,545	\$ 213,243.22	26,015	\$ 291,631.31	<b>DAILY AVERAGE</b>	26,415	\$ 297,551.80	26,529	\$ 213,875.91

**YTD Rate Change**

<b>Traffic (toll)</b>	-2.00%
Autos	0.92%
Trucks	-7.84%
<b>Revenue</b>	36.76%
Autos	41.89%
Trucks	35.89%

**MTD Rate Change**

<b>Traffic (toll)</b>	-0.43%
Autos	2.65%
Trucks	-6.51%
<b>Revenue</b>	39.12%
Autos	44.77%
Trucks	38.19%

DELAWARE RIVER JOINT TOLL BRIDGE COMMISSION  
 EASTON - PHILLIPSBURG TOLL BRIDGE  
 COMPARATIVE STATEMENT OF TOLL TRAFFIC AND REVENUE

**FEBURARY 2026**

FEBURARY 1, 2025 FEBURARY 28, 2025 59 DAYS		FEBURARY 1, 2026 FEBURARY 28, 2026 59 DAYS		VEHICLE CLASS	MONTH OF FEBURARY 2026 28 DAYS		MONTH OF FEBURARY 2025 28 DAYS	
NUMBER OF VEHICLES	TOTAL REVENUE	NUMBER OF VEHICLES	TOTAL REVENUE		NUMBER OF VEHICLES	TOTAL REVENUE	NUMBER OF VEHICLES	TOTAL REVENUE
703,671	\$ 1,169,412.75	690,033	\$ 1,617,896.00	<b>PASSENGER</b>	335,839	\$ 784,912.25	340,363	\$ 562,825.75
	(7,965.00)		(7,009.50)	<i>Commission Vehicle</i>		(4,826.00)		(5,265.50)
				<i>Non-Rev Crossings</i>				
703,671	\$ 1,161,447.75	690,033	\$ 1,610,886.50	<b>TOTAL PASSENGER</b>	335,839	\$ 780,086.25	340,363	\$ 557,560.25
23,772	216,695.00	18,023	241,119.00	<b>2-Axle Trucks</b>	8,889	118,692.00	11,405	103,811.00
5,506	76,030.50	4,657	94,419.00	<b>3-Axle Trucks</b>	2,241	45,483.00	2,527	34,812.00
3,954	72,066.00	3,345	88,480.00	<b>4-Axle Trucks</b>	1,520	40,170.00	1,841	33,452.00
28,278	644,715.00	22,659	756,982.50	<b>5-Axle Trucks</b>	10,928	365,167.50	13,481	307,237.50
286	7,836.00	272	11,010.00	<b>6-Axle Trucks</b>	140	5,595.00	144	3,951.00
8	259.00	8	374.50	<b>7-Axle Trucks</b>	4	192.50	3	101.50
61,804	\$ 1,017,601.50	48,964	\$ 1,192,385.00	<b>TOTAL TRUCKS</b>	23,722	\$ 575,300.00	29,401	\$ 483,365.00
\$ 765,475.00	\$ 2,179,049.25	738,997	\$ 2,803,271.50	<b>TOTAL TOLL VEHICLES</b>	359,561	\$ 1,355,386.25	369,764	\$ 1,040,925.25
12,974	\$ 36,933.04	12,525	\$ 47,513.08	<b>DAILY AVERAGE</b>	12,841	\$ 48,406.65	13,206	\$ 37,175.90

**YTD Rate Change**

<b>Traffic (toll)</b>	-3.46%
Autos	-1.94%
Trucks	-20.78%
<b>Revenue</b>	28.65%
Autos	38.70%
Trucks	17.18%

**MTD Rate Change**

<b>Traffic (toll)</b>	-2.76%
Autos	-1.33%
Trucks	-19.32%
<b>Revenue</b>	30.21%
Autos	39.91%
Trucks	19.02%

DELAWARE RIVER JOINT TOLL BRIDGE COMMISSION  
 PORTLAND - COLUMBIA TOLL BRIDGE  
 COMPARATIVE STATEMENT OF TOLL TRAFFIC AND REVENUE

**FEBURARY 2026**

FEBURARY 1, 2025 FEBURARY 28, 2025 59 DAYS		FEBURARY 1, 2026 FEBURARY 28, 2026 59 DAYS		VEHICLE CLASS	MONTH OF FEBURARY 2026 28 DAYS		MONTH OF FEBURARY 2025 28 DAYS	
NUMBER OF VEHICLES	TOTAL REVENUE	NUMBER OF VEHICLES	TOTAL REVENUE		NUMBER OF VEHICLES	TOTAL REVENUE	NUMBER OF VEHICLES	TOTAL REVENUE
146,006	\$ 243,651.25	143,759	\$ 337,227.75	<b>PASSENGER</b>	69,989	\$ 164,061.00	69,430	\$ 116,155.75
	(10,054.00)		(14,073.50)	<i>Commission Vehicle</i>		(8,640.00)		(5,225.00)
				<i>Non-Rev Crossings</i>				
146,006	\$ 233,597.25	143,759	\$ 323,154.25	<b>TOTAL PASSENGER</b>	69,989	\$ 155,421.00	69,430	\$ 110,930.75
5,873	53,082.00	4,430	58,942.00	<b>2-Axle Trucks</b>	2,045	27,249.00	2,879	25,974.00
1,646	22,495.50	2,758	55,168.50	<b>3-Axle Trucks</b>	1,371	27,381.00	729	9,975.00
6,101	112,328.00	5,584	150,622.00	<b>4-Axle Trucks</b>	2,819	75,422.00	2,797	51,432.00
6,437	146,010.00	6,724	223,347.50	<b>5-Axle Trucks</b>	3,338	110,820.00	3,028	68,587.50
85	2,295.00	70	2,793.00	<b>6-Axle Trucks</b>	40	1,605.00	26	705.00
6	192.50	4	182.00	<b>7-Axle Trucks</b>	1	45.50	2	63.00
20,148	\$ 336,403.00	19,570	\$ 491,055.00	<b>TOTAL TRUCKS</b>	9,614	\$ 242,522.50	9,461	\$ 156,736.50
166,154	\$ 570,000.25	163,329	\$ 814,209.25	<b>TOTAL TOLL VEHICLES</b>	79,603	\$ 397,943.50	78,891	\$ 267,667.25
2,816	\$ 9,661.02	2,768	\$ 13,800.16	<b>DAILY AVERAGE</b>	2,843	\$ 14,212.27	2,818	\$ 9,559.54

**YTD Rate Change**

<b>Traffic (toll)</b>	-1.70%
Autos	-1.54%
Trucks	-2.87%
<b>Revenue</b>	42.84%
Autos	38.34%
Trucks	45.97%

**MTD Rate Change**

<b>Traffic (toll)</b>	0.90%
Autos	0.81%
Trucks	1.62%
<b>Revenue</b>	48.67%
Autos	40.11%
Trucks	54.73%

DELAWARE RIVER JOINT TOLL BRIDGE COMMISSION  
 DELAWARE WATER GAP TOLL BRIDGE  
 COMPARATIVE STATEMENT OF TOLL TRAFFIC AND REVENUE

**FEBURARY 2026**

FEBURARY 1, 2025 FEBURARY 28, 2025 59 DAYS		FEBURARY 1, 2026 FEBURARY 28, 2026 59 DAYS		VEHICLE CLASS	MONTH OF FEBURARY 2026 28 DAYS		MONTH OF FEBURARY 2025 28 DAYS	
NUMBER OF VEHICLES	TOTAL REVENUE	NUMBER OF VEHICLES	TOTAL REVENUE		NUMBER OF VEHICLES	TOTAL REVENUE	NUMBER OF VEHICLES	TOTAL REVENUE
1,064,422	\$ 1,860,762.75	1,031,087	\$ 2,581,305.25	<b>PASSENGER</b>	488,946	\$ 1,223,045.25	495,745	\$ 859,545.75
-	(9,436.50)		(10,498.00)	<i>Commission Vehicle</i>		(6,407.50)	-	(5,432.00)
1,064,422	\$ 1,851,326.25	1,031,087	\$ 2,570,807.25	<i>Non-Rev Crossings</i>				
				<b>TOTAL PASSENGER</b>	488,946	\$ 1,216,637.75	495,745	\$ 854,113.75
41,603	379,701.00	32,128	433,032.00	<b>2-Axle Trucks</b>	15,654	210,941.00	20,112	183,366.00
12,578	171,868.50	11,980	239,461.50	<b>3-Axle Trucks</b>	5,855	117,042.00	6,076	82,968.00
10,523	192,694.00	9,022	241,066.00	<b>4-Axle Trucks</b>	4,620	123,532.00	5,167	94,608.00
190,675	4,344,190.00	180,074	6,006,527.50	<b>5-Axle Trucks</b>	87,049	2,903,930.00	89,904	2,046,422.50
4,589	124,722.00	5,578	220,221.00	<b>6-Axle Trucks</b>	2,608	102,873.00	2,159	58,623.00
183	6,396.00	149	7,627.00	<b>7-Axle Trucks</b>	59	3,025.00	103	3,603.50
				<b>TOTAL TRUCKS</b>	115,845	\$ 3,461,343.00	123,521	\$ 2,469,591.00
				<b>TOTAL TOLL VEHICLES</b>	604,791	\$ 4,677,980.75	619,266	\$ 3,323,704.75
				<b>DAILY AVERAGE</b>	21,600	\$ 167,070.74	22,117	\$ 118,703.74

**YTD Rate Change**

<b>Traffic (toll)</b>	-4.12%
Autos	-3.13%
Trucks	-8.16%
<b>Revenue</b>	37.45%
Autos	38.86%
Trucks	36.94%

**MTD Rate Change**

<b>Traffic (toll)</b>	-2.34%
Autos	-1.37%
Trucks	-6.21%
<b>Revenue</b>	40.75%
Autos	42.44%
Trucks	40.16%

DELAWARE RIVER JOINT TOLL BRIDGE COMMISSION  
MILFORD - MONTAGUE TOLL BRIDGE  
COMPARATIVE STATEMENT OF TOLL TRAFFIC AND REVENUE

**FEBURARY 2026**

FEBURARY 1, 2025 FEBURARY 28, 2025 59 DAYS		FEBURARY 1, 2026 FEBURARY 28, 2026 59 DAYS		VEHICLE CLASS	MONTH OF FEBURARY 2026 28 DAYS		MONTH OF FEBURARY 2025 28 DAYS	
NUMBER OF VEHICLES	TOTAL REVENUE	NUMBER OF VEHICLES	TOTAL REVENUE		NUMBER OF VEHICLES	TOTAL REVENUE	NUMBER OF VEHICLES	TOTAL REVENUE
146,487	\$ 245,929.00	141,110	\$ 332,439.00	<b>PASSENGER</b>	67,956	\$ 158,953.50	69,731	\$ 116,875.50
	(12,251.00)		(9,458.00)	<i>Commission Vehicle</i>		(5,280.00)		(6,137.50)
				<i>Non-Rev Crossings</i>				
146,487	\$ 233,678.00	141,110	\$ 322,981.00	<b>TOTAL PASSENGER</b>	67,956	\$ 153,673.50	69,731	\$ 110,738.00
5,171	47,007.00	3,386	45,254.00	<b>2-Axle Trucks</b>	1,595	21,244.00	2,476	22,484.00
361	4,990.50	338	6,849.00	<b>3-Axle Trucks</b>	147	2,934.00	195	2,710.50
325	6,102.00	268	7,292.00	<b>4-Axle Trucks</b>	121	3,302.00	222	4,204.00
1,139	25,940.00	909	30,197.50	<b>5-Axle Trucks</b>	450	14,935.00	575	13,095.00
52	1,413.00	19	759.00	<b>6-Axle Trucks</b>	8	321.00	14	378.00
23	728.00	-	-	<b>7-Axle Trucks</b>				
7,071	\$ 86,180.50	4,920	\$ 90,351.50	<b>TOTAL TRUCKS</b>	2,321	\$ 42,736.00	3,482	\$ 42,871.50
153,558	\$ 319,858.50	146,030	\$ 413,332.50	<b>TOTAL TOLL VEHICLES</b>	70,277	\$ 196,409.50	73,213	\$ 153,609.50
2,603	\$ 5,421.33	2,475	\$ 7,005.64	<b>DAILY AVERAGE</b>	2,510	\$ 7,014.63	2,615	\$ 5,486.05

YTD Rate Change	
<b>Traffic (toll)</b>	-4.90%
Autos	-3.67%
Trucks	-30.42%
<b>Revenue</b>	29.22%
Autos	38.22%
Trucks	4.84%

MTD Rate Change	
<b>Traffic (toll)</b>	-4.01%
Autos	-2.55%
Trucks	-33.34%
<b>Revenue</b>	27.86%
Autos	38.77%
Trucks	-0.32%



## Delaware River Joint Toll Bridge Commission Toll Supported Bridge - Westbound Traffic Counts February 2026

Bridge	Westbound Volume					
	February 2026	February 2025	% Change	YTD 2026	YTD 2025	% Change
Lower Trenton	377,547	391,782	-3.6%	782,211	812,481	-3.7%
Calhoun Street	268,279	278,995	-3.8%	551,995	572,349	-3.6%
Washington Crossing	103,983	107,136	-2.9%	215,788	225,403	-4.3%
New Hope-Lambertville <sup>1</sup>	126,496	115,987	9.1%	240,337	192,786	24.7%
Centre Bridge-Stockton	62,324	65,198	-4.4%	130,601	141,903	-8.0%
Uhlerstown-Frenchtown <sup>2</sup>	54,572	36,621	49.0%	117,905	101,445	16.2%
Upper Black Eddy-Milford <sup>2,3</sup>	38,578	48,148	-19.9%	79,999	88,538	-9.6%
Riegelsville	39,009	37,952	2.8%	79,644	79,029	0.8%
Northampton Street	337,303	335,170	0.6%	688,678	698,707	-1.4%
Riverton-Belvidere	60,409	58,650	3.0%	124,668	123,662	0.8%
<b>Total</b>	<b>1,468,500</b>	<b>1,475,639</b>	<b>-0.5%</b>	<b>3,011,826</b>	<b>3,036,303</b>	<b>-0.8%</b>

**NOTES:**

1. In October 2024, eastbound traffic was detoured over the US Route 202 NH-L TB, under Contract No. TS-694A NH-L TSB Rehabilitation. In October 2024, the traffic counter was reconfigured to count WB traffic only, under Contract No. TS-694A NH-L TSB Rehabilitation. NH-L TSB closed to both directions of traffic from 12:00 AM, January 13, 2025 through 12:00 PM January 23, 2025 due to a pin replacement for Contract No. TS-694A NH-L TSB Rehabilitation. On February 14, 2025, the eastbound traffic detour was removed and the bridge was reopened to two-way traffic. On Monday, March 3, 2025, the traffic counter was reconfigured for two-way traffic. Periodic alternating traffic continued in January 2026 for Contract No. TS-694A NH-L TSB Rehabilitation. Construction under Contract No. T-754A New Hope-Lambertville Toll Bridge All Electronic Tolling (AET) Conversion & PA Abutment Backwall Replacement began on June 18, 2025. Traffic is limited to one lane in each direction over the US Route 202 NH-L TB. Effects of this work can be seen in traffic increases in both directions over the NH-L TSB.

2. On February 20, 2025, westbound (PA bound) traffic detoured under Contract No. TS-642A U-F TSB Rehabilitation. Traffic counter was reconfigured to one-way eastbound (NJ bound) counts on Monday, March 3, 2025. On October 18, 2025, two-way traffic resumed across the bridge, but only on weekends. On October 29, 2025, the bridge was reopened to two-way traffic, with periodic short-term closures on weekdays only; which will continue until project completion. Traffic counter was moved to new pole on February 27, 2026 and is expected to be online in March 2026. February 2026 data was interpolated using February 2025 data and increasing by 0.5% based on the Riegelsville TSB increase from February 2025 to February 2026 being the next closest TSB unaffected by a construction project.

3. Total traffic volume appears to be correct. However, based on the geometry on the bridge, the location of the traffic sensor, and the driving habits of motorists, we will continue to monitor the Eastbound/Westbound directional percentage split.

*\*Snow events on February 22-23, 2026 caused decreased traffic those days.*

*\*Due to the narrowness of many of the toll-supported bridges, some vehicles drive over the centerline when there is no oncoming traffic, causing directional misclassification.*



## Delaware River Joint Toll Bridge Commission Toll-Supported Bridge Traffic Counts February 2026

Bridge	Eastbound				Westbound				Total Volume	
	February 2026		February 2025		February 2026		February 2025		#####	#####
	Volume	% of Total	Volume	% of Total	Volume	% of Total	Volume	% of Total		
Lower Trenton	68,050	15.3%	72,391	15.6%	377,547	84.7%	391,782	84.4%	445,597	464,173
Calhoun Street	188,708	41.3%	191,690	40.7%	268,279	58.7%	278,995	59.3%	456,987	470,685
Washington Crossing	47,336	31.3%	57,767	35.0%	103,983	68.7%	107,136	65.0%	151,319	164,903
New Hope-Lambertville <sup>1</sup>	108,030	46.1%	43,445	27.2%	126,496	53.9%	115,987	72.8%	234,526	159,432
Centre Bridge-Stockton	44,982	41.9%	48,039	42.4%	62,324	58.1%	65,198	57.6%	107,306	113,237
Uhlerstown-Frenchtown <sup>2</sup>	40,567	42.6%	38,545	51.3%	54,572	57.4%	36,621	48.7%	95,139	75,166
Upper Black Eddy-Milford <sup>2,3</sup>	46,460	54.6%	49,246	50.6%	38,578	45.4%	48,148	49.4%	85,038	97,394
Riegelsville	30,931	44.2%	31,622	45.5%	39,009	55.8%	37,952	54.5%	69,940	69,574
Northampton Street	138,831	29.2%	143,417	30.0%	337,303	70.8%	335,170	70.0%	476,134	478,587
Riverton-Belvidere	41,507	40.7%	42,455	42.0%	60,409	59.3%	58,650	58.0%	101,916	101,105
<b>Total</b>	<b>755,402</b>	<b>34.0%</b>	<b>718,617</b>	<b>32.7%</b>	<b>1,468,500</b>	<b>66.0%</b>	<b>1,475,639</b>	<b>67.3%</b>	<b>2,223,902</b>	<b>2,194,256</b>

**NOTES:**

- In October 2024, eastbound traffic was detoured over the US Route 202 NH-L TB, under Contract No. TS-694A NH-L TSB Rehabilitation. In October 2024, the traffic counter was reconfigured to count WB traffic only, under Contract No. TS-694A NH-L TSB Rehabilitation. NH-L TSB closed to both directions of traffic from 12:00 AM, January 13, 2025 through 12:00 PM January 23, 2025 due to a pin replacement for Contract No. TS-694A NH-L TSB Rehabilitation. On February 14, 2025, the eastbound traffic detour was removed and the bridge was reopened to two-way traffic. On Monday, March 3, 2025, the traffic counter was reconfigured for two-way traffic. Periodic alternating traffic continued in January 2026 for Contract No. TS-694A NH-L TSB Rehabilitation. Construction under Contract No. T-754A New Hope-Lambertville Toll Bridge All Electronic Tolling (AET) Conversion & PA Abutment Backwall Replacement began on June 18, 2025. Traffic is limited to one lane in each direction over the US Route 202 NH-L TB. Effects of this work can be seen in traffic increases in both directions over the NH-L TSB.
- On February 20, 2025, westbound (PA bound) traffic detoured under Contract No. TS-642A U-F TSB Rehabilitation. Traffic counter was reconfigured to one-way eastbound (NJ bound) counts on Monday, March 3, 2025. On October 18, 2025, two-way traffic resumed across the bridge, but only on weekends. On October 29, 2025, the bridge was reopened to two-way traffic, with periodic short-term closures on weekdays only; which will continue until project completion. Traffic counter was moved to new pole on February 27, 2026 and is expected to be online in March 2026. February 2026 data was interpolated using February 2025 data and increasing by 0.5% based on the Riegelsville TSB increase from February 2025 to February 2026 being the next closest TSB unaffected by a construction project.
- Total traffic volume appears to be correct. However, based on the geometry on the bridge, the location of the traffic sensor, and the driving habits of motorists, we will continue to monitor the Eastbound/Westbound directional percentage split.



## Delaware River Joint Toll Bridge Commission Toll Supported Bridge - Two Way Traffic Counts

February 2026

Bridge	Total Volume					
	February 2026	February 2025	% Change	YTD 2026	YTD 2025	% Change
Lower Trenton	445,597	464,173	-4.0%	923,555	959,336	-3.7%
Calhoun Street	456,987	470,685	-2.9%	943,673	967,614	-2.5%
Washington Crossing	151,319	164,903	-8.2%	311,868	341,691	-8.7%
New Hope-Lambertville <sup>1</sup>	234,526	159,432	47.1%	481,930	236,231	104.0%
Centre Bridge-Stockton	107,306	113,237	-5.2%	224,375	243,179	-7.7%
Uhlerstown-Frenchtown <sup>2</sup>	95,139	75,166	26.6%	206,467	189,115	9.2%
Upper Black Eddy-Milford <sup>2,3</sup>	85,038	97,394	-12.7%	176,694	187,143	-5.6%
Riegelsville	69,940	69,574	0.5%	143,310	144,683	-0.9%
Northampton Street	476,134	478,587	-0.5%	978,544	998,525	-2.0%
Riverton-Belvidere	101,916	101,105	0.8%	210,133	212,022	-0.9%
<b>Total</b>	<b>2,223,902</b>	<b>2,194,256</b>	<b>1.4%</b>	<b>4,600,549</b>	<b>4,479,539</b>	<b>2.7%</b>

**NOTES:**

1. In October 2024, eastbound traffic was detoured over the US Route 202 NH-L TB, under Contract No. TS-694A NH-L TSB Rehabilitation. In October 2024, the traffic counter was reconfigured to count WB traffic only, under Contract No. TS-694A NH-L TSB Rehabilitation. NH-L TSB closed to both directions of traffic from 12:00 AM, January 13, 2025 through 12:00 PM January 23, 2025 due to a pin replacement for Contract No. TS-694A NH-L TSB Rehabilitation. On February 14, 2025, the eastbound traffic detour was removed and the bridge was reopened to two-way traffic. On Monday, March 3, 2025, the traffic counter was reconfigured for two-way traffic. Periodic alternating traffic continued in January 2026 for Contract No. TS-694A NH-L TSB Rehabilitation. Construction under Contract No. T-754A New Hope-Lambertville Toll Bridge All Electronic Tolling (AET) Conversion & PA Abutment Backwall Replacement began on June 18, 2025. Traffic is limited to one lane in each direction over the US Route 202 NH-L TB. Effects of this work can be seen in traffic increases in both directions over the NH-L TSB.

2. On February 20, 2025, westbound (PA bound) traffic detoured under Contract No. TS-642A U-F TSB Rehabilitation. Traffic counter was reconfigured to one-way eastbound (NJ bound) counts on Monday, March 3, 2025. On October 18, 2025, two-way traffic resumed across the bridge, but only on weekends. On October 29, 2025, the bridge was reopened to two-way traffic, with periodic short-term closures on weekdays only; which will continue until project completion. Traffic counter was moved to new pole on February 27, 2026 and is expected to be online in March 2026. February 2026 data was interpolated using February 2025 data and increasing by 0.5% based on the Riegelsville TSB increase from February 2025 to February 2026 being the next closest TSB unaffected by a construction project.

3. Total traffic volume appears to be correct. However, based on the geometry on the bridge, the location of the traffic sensor, and the driving habits of motorists, we will continue to monitor the Eastbound/Westbound directional percentage split.

*\*Snow events on February 22-23, 2026 caused decreased traffic those days.*

*\*Due to the narrowness of many of the toll-supported bridges, some vehicles drive over the centerline when there is no oncoming traffic, causing directional misclassification.*



## Delaware River Joint Toll Bridge Commission Toll Bridge - Two Way Traffic Counts February 2026

Bridge	Total Volume (all classes)					
	February 2026	February 2025	% Change	YTD 2026	YTD 2025	% Change
Trenton-Morrisville	1,338,826	1,363,509	-1.8%	2,770,430	2,822,785	-1.9%
Scudder Falls	1,165,659	1,214,135	-4.0%	2,388,441	2,495,424	-4.3%
New Hope-Lambertville <sup>1, 1A</sup>	286,837	304,473	-5.8%	566,235	692,643	-18.3%
Interstate 78 <sup>2</sup>	1,555,814	1,597,332	-2.6%	3,212,645	3,324,779	-3.4%
Easton - Phillipsburg	864,841	881,367	-1.9%	1,768,202	1,823,088	-3.0%
Portland-Columbia <sup>3,4</sup>	169,137	162,265	4.2%	347,766	346,637	0.3%
Delaware Water Gap <sup>3,4</sup>	1,229,082	1,218,274	0.9%	2,569,698	2,626,119	-2.1%
Milford - Montague	149,144	155,044	-3.8%	310,695	324,960	-4.4%
<b>Total</b>	<b>6,759,340</b>	<b>6,896,399</b>	<b>-2.0%</b>	<b>13,934,112</b>	<b>14,456,435</b>	<b>-3.6%</b>

**NOTES:**

1. On January 30, 2024, eastbound traffic detour set in place due to construction under Contract No. TS-694A NH-L TSB Rehabilitation. On February 17, 2025, NH-L TSB eastbound traffic detour was removed and the bridge was reopened to two-way traffic. Construction began for Contract T-754A New Hope-Lambertville Toll Bridge All Electronic Tolling (AET) Conversion & PA Abutment Backwall Replacement on June 18, 2025. Effects of this work can be seen in traffic increases in both directions over the NH-L TSB.

1A. Traffic counter was removed on July 7, 2025 and will be relocated in the future under Contract No. T-754A, therefore the northbound traffic was estimated. Due to construction at the NH-L TSB bridge in 2025 that detoured onto the Toll Bridge, 2026 numbers were estimated by using 2024 NH-L TB numbers and decreasing them by 2.3%, the average change in Toll Bridge Traffic from February 2024 to February 2025, excluding NH-L TB. February 2025 numbers are lower than February 2024 due to 2024 being a leap year, resulting in February 2024 having 29 days. Those figures were then decreased by 3.0%, the average decrease from 2025 to 2026 from Trenton - Morrisville & Scudder Falls Toll Bridges.

3. On November 9, 2024, a portion of Route 611 between DWG and P-C was re-opened to traffic in a long-term temporary configuration of one lane, alternating via traffic signals. It will remain in this configuration.

4. Between December 2024 and March 2025, multiple sink holes appeared along the Interstate 80 (I-80) corridor near Wharton, NJ, about 35 miles East of the DWG Toll Bridge. On March 19, 2025, Interstate 80 was shut down in both directions. On June 21, 2025 Interstate 80 was re-opened with all lanes in both directions. Effects of this were seen in monthly traffic counts at Delaware Water Gap and Portland – Columbia Toll Bridges.

**DELAWARE RIVER JOINT TOLL BRIDGE COMMISSION**

**Meeting of March 30<sup>th</sup>, 2026**

**STATISTICAL SUMMARY OF EXPENDITURES**

There follow reports entitled "**Budget vs Actual**" covering the month of February 2026 relative to Toll Bridges, Toll Supported Bridges and Administration Departments.

Total operating expenses plus encumbrance totaled \$8,209,530 for the month of February. For the 2026 fiscal period, total expenses plus encumbrances amounted to \$16,751,362 which represents 83.20% of 2026 year-to-date operating budget.

There were no unusual expenses during the month.

**Delaware River Joint Toll Bridge Commission**  
**Budget vs Actual**  
**For the Two Months Ending February 28, 2026**

**TOTAL COMMISSION**

	<b>Annual Budget 2026</b>	<b>YTD Budget 2026</b>	<b>Expended For The Month</b>	<b>Expended Year To Date</b>	<b>Encumbered</b>	<b>Remaining Annual Budget</b>
Regular Employee Salaries	\$28,153,881	4,398,266	\$2,159,088	\$4,282,405	\$0	\$23,871,476
Part-Time Employee Wages	458,975	76,497	19,308	30,333	0	428,642
Overtime Wages	2,903,683	1,131,435	350,961	627,609	0	2,276,074
Pension Contributions	10,184,239	1,682,144	714,054	1,407,205	0	8,777,034
FICA Contributions	2,496,695	384,092	199,966	391,503	0	2,105,192
Regular Employee Healthcare Benefits	16,904,256	2,814,567	1,061,729	1,844,423	0	15,059,834
Life Insurance Benefits	308,218	51,371	23,828	47,442	0	260,776
Unemployment Compensation Benefits	100,000	25,000	0	0	0	100,000
Utility Expense	1,253,185	257,940	115,201	139,757	102,931	1,010,496
Office Expense	385,849	137,695	10,335	29,789	76,574	279,486
Telecommunication Expense	1,562,739	276,722	110,983	211,198	18,541	1,333,000
Information Technology Expense	1,288,877	314,571	76,946	142,664	289,334	856,879
Professional Development/Meetings	965,350	160,395	5,089	49,589	26,025	889,736
Vehicle Maintenance Expense and Fuel	819,727	533,975	56,104	111,181	329,675	378,872
Operations Maintenance Expense	2,570,434	1,068,229	92,318	159,626	749,965	1,660,843
ESS Operating Maintenance Expense	1,568,870	256,900	48,041	94,317	133,088	1,341,465
Commission Expense	25,126	4,188	617	1,894	0	23,232
Uniform Expense	475,110	80,020	23,758	23,973	33,944	417,193
Business Insurance	6,982,559	1,126,282	530,776	1,012,483	0	5,970,077
Licenses & Inspections Expense	25,263	4,211	580	1,294	0	23,969
Advertising	61,136	7,023	0	912	0	60,224
Professional Services	4,482,225	802,506	86,666	131,549	9,131	4,341,545
State Police Bridge Security	8,842,902	1,473,846	703,467	1,362,918	0	7,479,984
ETC Equip/Traffic Counter Maint	1,517,000	255,069	132,086	206,728	10,500	1,299,772
General Contingency	475,000	79,178	0	0	0	475,000
ETC Operating Expense	16,402,704	2,733,839	1,459,997	2,660,864	0	13,741,839
<b>Total</b>	<b>\$111,214,000</b>	<b>\$20,135,959</b>	<b>\$7,981,899</b>	<b>\$14,971,654</b>	<b>\$1,779,708</b>	<b>\$94,462,638</b>

**Delaware River Joint Toll Bridge Commission**  
**Budget vs Actual**  
**For the Two Months Ending February 28, 2026**

**ADMINISTRATION\***

	<b>Annual Budget 2026</b>	<b>YTD Budget 2026</b>	<b>Expended For The Month</b>	<b>Expended Year To Date</b>	<b>Encumbered</b>	<b>Remaining Annual Budget</b>
<b>OPERATING EXPENSE</b>						
Regular Employee Salaries	\$6,913,712	1,066,336	\$503,958	\$1,017,953	\$0	\$5,895,759
Part-Time Employee Wages	452,000	75,335	19,308	30,333	0	421,667
Overtime Wages	20,721	17,267	2,556	3,209	0	17,512
Pension Contributions	2,177,010	334,911	143,953	287,461	0	1,889,549
FICA Contributions	535,992	82,457	38,783	78,195	0	457,797
Regular Employee Healthcare Benefits	3,235,515	538,732	199,167	345,423	0	2,890,092
Life Insurance Benefits	73,141	12,190	5,397	10,816	0	62,325
Unemployment Compensation Benefits	100,000	25,000	0	0	0	100,000
Utility Expense	168,911	36,742	13,882	13,960	0	154,950
Office Expense	263,415	94,439	7,248	21,316	51,625	190,475
Telecommunication Expense	161,578	27,153	10,381	17,617	0	143,961
Information Technology Expense	1,270,700	311,788	76,946	142,664	289,334	838,702
Professional Development/Meetings	827,065	137,847	2,232	45,876	26,025	755,164
Vehicle Maintenance Expense and Fuel	58,386	49,596	1,392	2,869	44,131	11,386
Operations Maintenance Expense	193,163	38,348	6,330	14,221	36,661	142,281
Commission Expense	25,126	4,188	617	1,894	0	23,232
Uniform Expense	10,085	1,577	231	231	575	9,279
Business Insurance	521,845	49,475	24,242	(585)	0	522,429
Licenses & Inspections Expense	475	79	0	0	0	475
Advertising	61,136	7,023	0	912	0	60,224
Professional Services	1,541,490	312,374	91,259	136,141	9,131	1,396,217
General Contingency	475,000	79,178	0	0	0	475,000
<b>OPERATING EXPENSE SUBTOTAL</b>	<b>\$19,086,465</b>	<b>\$3,302,033</b>	<b>\$1,147,881</b>	<b>\$2,170,506</b>	<b>\$457,482</b>	<b>\$16,458,477</b>
<b>ADM OPS AIIOCATION</b>						
TES Allocation			(110,795)	(212,726)		
<b>ADM OPS AIIOCATION SUBTOTAL</b>			<b>(\$110,795)</b>	<b>(\$212,726)</b>		
			<b>\$0</b>	<b>\$0</b>		
<b>TOTAL EXPENSES</b>			<b>\$1,037,087</b>	<b>\$1,957,779</b>		

\* Includes Executive, Human Resources, Accounting, EZPass, Purchasing, Information Technology, Community Affairs, Contract/Compliance, and Training & Employee Safety.

**Delaware River Joint Toll Bridge Commission**  
**Budget vs Actual**  
**For the Two Months Ending February 28, 2026**

**ADMINISTRATION - OPERATIONS\***

	<b>Annual Budget 2026</b>	<b>YTD Budget 2026</b>	<b>Expended For The Month</b>	<b>Expended Year To Date</b>	<b>Encumbered</b>	<b>Remaining Annual Budget</b>
<b>OPERATING EXPENSE</b>						
Regular Employee Salaries	\$4,347,960	656,050	\$334,487	\$654,607	\$0	\$3,693,353
Overtime Wages	348,321	145,124	31,946	61,543	0	286,778
Pension Contributions	1,936,338	297,886	150,425	299,693	0	1,636,644
FICA Contributions	474,015	72,923	36,657	72,033	0	401,983
Regular Employee Healthcare Benefits	2,672,414	444,955	167,926	291,580	0	2,380,834
Life Insurance Benefits	59,965	9,994	4,792	9,462	0	50,503
Utility Expense	125,770	27,564	17,306	17,306	0	108,464
Office Expense	49,898	9,958	1,880	4,677	3,740	41,481
Telecommunication Expense	139,784	25,632	7,280	7,552	0	132,232
Professional Development/Meetings	105,150	17,525	2,607	3,463	0	101,687
Vehicle Maintenance Expense and Fuel	111,700	73,492	17,318	28,915	51,689	31,095
Operations Maintenance Expense	423,185	327,129	49,907	76,506	228,721	117,958
ESS Operating Maintenance Expense	1,568,870	256,900	48,041	94,317	133,088	1,341,465
Uniform Expense	61,143	11,024	2,183	2,377	6,029	52,737
Business Insurance	328,535	54,757	24,469	48,938	0	279,597
Licenses & Inspections Expense	2,864	477	148	148	0	2,716
Professional Services	2,940,735	490,132	(4,593)	(4,593)	0	2,945,327
State Police Bridge Security	0	0	32,457	32,457	0	(32,457)
<b>OPERATING EXPENSE SUBTOTAL</b>	<b>\$15,696,646</b>	<b>\$2,921,523</b>	<b>\$925,236</b>	<b>\$1,700,983</b>	<b>\$423,268</b>	<b>\$13,572,395</b>
<b>ADM OPS AIIOCATION</b>						
TES Allocation			19,279	37,015		
Toll Operation Allocation			(60,896)	(126,043)		
Bridge Maint Allocation			(314,386)	(561,292)		
PSBS Allocation			(473,735)	(867,268)		
<b>ADM OPS AIIOCATION SUBTOTAL</b>			<b>(\$829,738)</b>	<b>(\$1,517,588)</b>		
<b>TOTAL EXPENSES</b>			<b>\$95,498</b>	<b>\$183,395</b>		

\* Includes Engineering, Maintenance/Toll Operation, Southern Region Maintenance Center, Public Safety and Bridge Security.

**Delaware River Joint Toll Bridge Commission**  
**Budget vs Actual**  
**For the Two Months Ending February 28, 2026**

**SOUTHERN REGION TOLL BRIDGE**

	<b>Annual Budget 2026</b>	<b>YTD Budget 2026</b>	<b>Expended For The Month</b>	<b>Expended Year To Date</b>	<b>Encumbered</b>	<b>Remaining Annual Budget</b>
<b>OPERATING EXPENSE</b>						
Regular Employee Salaries	\$3,843,500	606,110	\$305,157	\$609,291	\$0	\$3,234,209
Overtime Wages	604,616	238,886	81,073	140,649	0	463,968
Pension Contributions	1,390,036	227,908	108,723	211,364	0	1,178,672
FICA Contributions	340,281	52,349	29,401	57,074	0	283,207
Regular Employee Healthcare Benefits	2,409,554	401,189	152,833	264,451	0	2,145,103
Life Insurance Benefits	41,047	6,841	3,260	6,450	0	34,596
Utility Expense	358,208	64,982	34,071	38,425	39,828	279,955
Office Expense	31,562	17,546	266	1,494	12,286	17,783
Telecommunication Expense	208,191	39,138	10,628	19,788	17,101	171,301
Information Technology Expense	8,245	1,374	0	0	0	8,245
Professional Development/Meetings	6,043	507	0	0	0	6,043
Vehicle Maintenance Expense and Fuel	256,300	155,212	12,341	23,415	98,078	134,807
Operations Maintenance Expense	454,160	165,977	43,701	71,042	131,755	251,363
Uniform Expense	129,781	21,631	5,645	5,645	8,174	115,961
Business Insurance	2,220,974	370,170	175,533	351,066	0	1,869,908
Licenses & Inspections Expense	4,764	794	64	177	0	4,587
State Police Bridge Security	2,684,443	447,416	203,719	403,928	0	2,280,515
ETC Equipment/Traffic Counter Maint	529,491	88,622	65,040	72,636	1,751	455,104
ETC Operating Expense	6,023,720	1,003,973	526,989	973,550	0	5,050,170
<b>OPERATING EXPENSE SUBTOTAL</b>	<b>\$21,544,916</b>	<b>\$3,910,626</b>	<b>\$1,758,444</b>	<b>\$3,250,446</b>	<b>\$308,974</b>	<b>\$17,985,496</b>
<b>ADM OPS AIIOCATION</b>						
TES Allocation			25,956	49,835		
Toll Operation Allocation			22,623	46,825		
Bridge Maint Allocation			179,661	315,365		
PSBS Allocation			137,194	251,520		
<b>ADM OPS AIIOCATION SUBTOTAL</b>			<b>\$365,434</b>	<b>\$663,545</b>		
<b>TOTAL EXPENSES</b>			<b>\$2,123,878</b>	<b>\$3,913,990</b>		

**Delaware River Joint Toll Bridge Commission**  
**Budget vs Actual**  
**For the Two Months Ending February 28, 2026**

**CENTRAL REGION TOLL BRIDGE**

	<b>Annual Budget 2026</b>	<b>YTD Budget 2026</b>	<b>Expended For The Month</b>	<b>Expended Year To Date</b>	<b>Encumbered</b>	<b>Remaining Annual Budget</b>
<b>OPERATING EXPENSE</b>						
Regular Employee Salaries	\$3,303,846	523,971	\$247,294	\$485,120	\$0	\$2,818,727
Overtime Wages	340,328	146,722	56,152	104,843	0	235,485
Pension Contributions	1,138,805	175,194	79,164	157,089	0	981,715
FICA Contributions	278,779	42,887	23,083	44,861	0	233,918
Regular Employee Healthcare Benefits	2,059,073	342,834	130,498	226,913	0	1,832,161
Life Insurance Benefits	34,583	5,764	2,573	5,095	0	29,489
Utility Expense	304,031	68,765	19,387	34,085	39,618	230,327
Office Expense	10,998	6,413	507	1,215	4,580	5,203
Telecommunication Expense	359,543	63,322	33,496	67,939	0	291,604
Information Technology Expense	3,983	418	0	0	0	3,983
Professional Development/Meetings	13,773	2,296	250	250	0	13,523
Vehicle Maintenance Expense and Fuel	206,781	149,721	14,996	28,420	62,827	115,534
Operations Maintenance Expense	817,459	270,350	(51,538)	(47,049)	188,429	676,079
Uniform Expense	91,807	15,301	5,917	5,937	10,440	75,431
Business Insurance	1,372,120	228,691	107,556	215,111	0	1,157,009
Licenses & Inspections Expense	4,035	673	42	414	0	3,621
State Police Bridge Security	2,458,672	409,787	186,541	369,868	0	2,088,804
ETC Equipment/Traffic Counter Maint	447,462	74,826	30,730	61,460	1,168	384,835
ETC Operating Expense	6,060,185	1,010,051	542,142	984,463	0	5,075,723
<b>OPERATING EXPENSE SUBTOTAL</b>	<b>\$19,306,264</b>	<b>\$3,537,986</b>	<b>\$1,428,792</b>	<b>\$2,746,034</b>	<b>\$307,061</b>	<b>\$16,253,169</b>
<b>ADM OPS ALLOCATION</b>						
TES Allocation			22,664	43,515		
Toll Operation Allocation			19,755	40,888		
Bridge Maint Allocation			24,722	47,290		
PSBS Allocation			106,470	193,614		
<b>ADM OPS ALLOCATION SUBTOTAL</b>			<b>\$173,610</b>	<b>\$325,307</b>		
<b>TOTAL EXPENSES</b>			<b>\$1,602,402</b>	<b>\$3,071,342</b>		

**Delaware River Joint Toll Bridge Commission**  
**Budget vs Actual**  
**For the Two Months Ending February 28, 2026**

**NORTHERN REGION TOLL BRIDGE**

	<b>Annual Budget 2026</b>	<b>YTD Budget 2026</b>	<b>Expended For The Month</b>	<b>Expended Year To Date</b>	<b>Encumbered</b>	<b>Remaining Annual Budget</b>
<b>OPERATING EXPENSE</b>						
Regular Employee Salaries	\$3,724,112	585,355	\$289,919	\$577,114	\$0	\$3,146,998
Overtime Wages	457,490	192,083	78,379	144,597	0	312,892
Pension Contributions	1,306,751	201,031	101,400	199,257	0	1,107,493
FICA Contributions	319,893	49,212	27,997	54,866	0	265,027
Regular Employee Healthcare Benefits	2,321,934	386,600	146,929	255,574	0	2,066,360
Life Insurance Benefits	38,690	6,448	2,963	5,912	0	32,778
Utility Expense	188,211	39,957	22,616	25,792	23,484	138,934
Office Expense	9,328	5,898	434	1,087	4,344	3,897
Telecommunication Expense	390,457	69,653	28,700	56,418	1,440	332,599
Information Technology Expense	5,949	992	0	0	0	5,949
Professional Development/Meetings	8,310	1,385	0	0	0	8,310
Vehicle Maintenance Expense and Fuel	171,719	102,075	9,762	27,266	72,950	71,504
Operations Maintenance Expense	517,968	218,198	37,078	41,686	134,396	341,886
Uniform Expense	112,415	18,736	6,744	6,744	818	104,854
Business Insurance	1,348,394	224,737	105,498	210,995	0	1,137,399
Licenses & Inspections Expense	4,199	700	326	407	0	3,792
State Police Bridge Security	1,549,835	258,311	117,628	233,230	0	1,316,606
ETC Equipment/Traffic Counter Maint	529,491	88,622	36,316	72,632	1,748	455,111
ETC Operating Expense	4,318,798	719,814	390,866	702,851	0	3,615,947
<b>OPERATING EXPENSE SUBTOTAL</b>	<b>\$17,323,943</b>	<b>\$3,169,808</b>	<b>\$1,403,553</b>	<b>\$2,616,428</b>	<b>\$239,180</b>	<b>\$14,468,335</b>
<b>ADM OPS AIIOCATION</b>						
TES Allocation			21,227	40,755		
Toll Operation Allocation			18,518	38,330		
Bridge Maint Allocation			23,232	44,441		
PSBS Allocation			99,840	181,557		
<b>ADM OPS AIIOCATION SUBTOTAL</b>			<b>\$162,817</b>	<b>\$305,083</b>		
<b>TOTAL EXPENSES</b>			<b>\$1,566,370</b>	<b>\$2,921,511</b>		

**Delaware River Joint Toll Bridge Commission**  
**Budget vs Actual**  
**For the Two Months Ending February 28, 2026**

**SOUTHERN DIVISION TOLL SUPPORTED BRIDGES**

	<b>Annual Budget 2026</b>	<b>YTD Budget 2026</b>	<b>Expended For The Month</b>	<b>Expended Year To Date</b>	<b>Encumbered</b>	<b>Remaining Annual Budget</b>
<b>OPERATING EXPENSE</b>						
Regular Employee Salaries	\$2,579,418	408,334	\$198,610	\$397,448	\$0	\$2,181,970
Part-Time Employee Wages	3,487	581	0	0	0	3,487
Overtime Wages	542,363	186,414	49,030	80,809	0	461,554
Pension Contributions	975,557	150,080	54,901	106,614	0	868,942
FICA Contributions	239,083	36,781	18,861	36,419	0	202,664
Regular Employee Healthcare Benefits	1,883,833	313,657	119,956	209,927	0	1,673,906
Life Insurance Benefits	26,373	4,396	2,133	4,287	0	22,086
Utility Expense	63,265	11,944	5,358	7,547	0	55,718
Office Expense	10,925	1,821	0	0	0	10,925
Telecommunication Expense	91,659	15,277	5,104	10,276	0	81,383
Professional Development/Meetings	2,874	479	0	0	0	2,874
Vehicle Maintenance Expense and Fuel	8,008	2,739	295	295	0	7,713
Operations Maintenance Expense	89,733	22,674	6,038	1,651	23,003	65,079
Uniform Expense	38,848	6,475	190	190	5,610	33,048
Business Insurance	602,266	100,380	47,322	94,643	0	507,623
Licenses & Inspections Expense	5,102	850	0	0	0	5,102
State Police Bridge Security	1,356,395	226,070	102,866	203,960	0	1,152,435
ETC Equipment/Traffic Counter Maint	5,278	1,499	0	0	2,919	2,359
<b>OPERATING EXPENSE SUBTOTAL</b>	<b>\$8,524,467</b>	<b>\$1,490,449</b>	<b>\$610,663</b>	<b>\$1,154,067</b>	<b>\$31,532</b>	<b>\$7,338,869</b>
<b>ADM OPS AIIOCATION</b>						
TES Allocation			10,801	20,739		
Bridge Maint Allocation			74,836	131,364		
PSBS Allocation			64,727	119,572		
<b>ADM OPS AIIOCATION SUBTOTAL</b>			<b>\$150,364</b>	<b>\$271,675</b>		
<b>TOTAL EXPENSES</b>			<b>\$761,027</b>	<b>\$1,425,742</b>		

**Delaware River Joint Toll Bridge Commission**  
**Budget vs Actual**  
**For the Two Months Ending February 28, 2026**

**NORTHERN DIVISION TOLL SUPPORTED BRIDGES**

	<b>Annual Budget 2026</b>	<b>YTD Budget 2026</b>	<b>Expended For The Month</b>	<b>Expended Year To Date</b>	<b>Encumbered</b>	<b>Remaining Annual Budget</b>
<b>OPERATING EXPENSE</b>						
Regular Employee Salaries	\$3,322,533	533,835	\$279,662	\$540,874	\$0	\$2,781,660
Part-Time Employee Wages	3,487	581	0	0	0	3,487
Overtime Wages	589,844	204,939	51,826	91,959	0	497,885
Pension Contributions	1,222,618	289,423	75,488	145,726	0	1,076,892
FICA Contributions	299,564	46,085	25,183	48,056	0	251,508
Regular Employee Healthcare Benefits	2,278,124	379,306	144,420	250,555	0	2,027,569
Life Insurance Benefits	33,203	5,534	2,711	5,419	0	27,784
Utility Expense	44,790	7,986	2,580	2,641	0	42,149
Office Expense	9,723	1,621	0	0	0	9,723
Telecommunication Expense	211,526	36,547	15,394	31,606	0	179,920
Professional Development/Meetings	2,135	356	0	0	0	2,135
Vehicle Maintenance Expense and Fuel	6,832	1,139	0	0	0	6,832
Operations Maintenance Expense	74,766	25,553	802	1,569	7,000	66,197
Uniform Expense	31,031	5,276	2,849	2,849	2,298	25,884
Business Insurance	588,426	98,073	46,157	92,314	0	496,112
Licenses & Inspections Expense	3,824	637	0	148	0	3,676
State Police Bridge Security	793,557	132,262	60,257	119,475	0	674,081
ETC Equipment/Traffic Counter Maint	5,278	1,499	0	0	2,914	2,364
<b>OPERATING EXPENSE SUBTOTAL</b>	<b>\$9,521,260</b>	<b>\$1,770,652</b>	<b>\$707,329</b>	<b>\$1,333,190</b>	<b>\$12,212</b>	<b>\$8,175,859</b>
<b>ADM OPS AIIOCATION</b>						
TES Allocation			10,869	20,868		
Bridge Maint Allocation			11,936	22,832		
PSBS Allocation			65,503	121,005		
<b>ADM OPS AIIOCATION SUBTOTAL</b>			<b>\$88,307</b>	<b>\$164,705</b>		
<b>TOTAL EXPENSES</b>			<b>\$795,636</b>	<b>\$1,497,895</b>		

**DELAWARE RIVER JOINT TOLL BRIDGE COMMISSION SYSTEM**  
**STATEMENT OF REVENUE AND EXPENSES FOR THE TWO MONTHS ENDED FEBRUARY 28, 2026**

	Southern Toll Bridges	Central Toll Bridges	Northern Toll Bridges	Toll Bridges Subtotal	Southern Region TSB	Northern Region TSB	TSB Subtotal	Administration Operation	Administration Administrative	ADM Subtotal	TOTAL 2026	TOTAL 2025
<b>TOLL REVENUE</b>												
Net Toll Revenue	9,537,932	19,237,844	10,415,951	39,191,727	-	-	-	-	-	-	39,191,727	28,809,976
EZPass Fee	129,394	258,986	135,518	523,898	-	-	-	-	-	-	523,898	525,676
Net Violation Fee Income	466,283	275,806	356,463	1,098,552	-	-	-	-	-	-	1,098,552	582,198
<b>REVENUE FROM TOLL</b>	<b>\$ 10,133,609</b>	<b>\$ 19,772,635</b>	<b>\$ 10,907,933</b>	<b>\$ 40,814,177</b>	<b>\$ -</b>	<b>\$ -</b>	<b>\$ -</b>	<b>\$ -</b>	<b>\$ -</b>	<b>\$ -</b>	<b>\$ 40,814,177</b>	<b>\$ 29,917,851</b>
<b>OPERATING EXPENSE</b>												
Regular Employee Salaries	609,291	485,120	577,114	1,671,524	397,448	540,874	938,322	654,607	1,017,953	1,672,559	4,282,405	4,066,031
Part-Time Employee Wages	-	-	-	-	-	-	-	-	30,333	30,333	30,333	56,675
Summer Employee Wages	-	-	-	-	-	-	-	-	-	-	-	-
Overtime Wages	140,649	104,843	144,597	390,089	80,809	91,959	172,768	61,543	3,209	64,752	627,609	462,221
Pension Contributions	211,364	157,089	199,257	567,711	106,614	145,726	252,340	299,693	287,461	587,155	1,407,205	1,371,022
FICA Contributions	57,074	44,861	54,866	156,801	36,419	48,056	84,475	72,033	78,195	150,228	391,503	368,612
Regular Employee Healthcare Benefits	264,451	226,913	255,574	746,937	209,927	250,555	460,482	291,580	345,423	637,003	1,844,423	1,813,882
Life Insurance Benefits	6,450	5,095	5,912	17,458	4,287	5,419	9,706	9,462	10,816	20,278	47,442	48,179
Unemployment Compensation Benefits	-	-	-	-	-	-	-	-	-	-	-	376
Utility Expense	38,425	34,085	25,792	98,303	7,547	2,641	10,188	17,306	13,960	31,266	139,757	134,011
Office Expense	1,494	1,215	1,087	3,796	-	-	-	4,677	21,316	25,993	29,789	22,560
Telecommunication Expense	19,788	67,939	56,418	144,146	10,276	31,606	41,882	7,552	17,617	25,169	211,198	218,003
Information Technology Expense	-	-	-	-	-	-	-	-	142,664	142,664	142,664	132,470
Professional Development/Meetings	-	250	-	250	-	-	-	3,463	45,876	49,339	49,589	46,654
Vehicle Maintenance Expense and Fuel	23,415	28,420	27,266	79,101	295	-	295	28,915	2,869	31,785	111,181	7,693
Operations Maintenance Expense	71,042	(47,049)	41,686	65,679	1,651	1,569	3,220	76,506	14,221	90,727	159,626	8,345
ESS Operating Maintenance Expense	-	-	-	-	-	-	-	94,317	-	94,317	94,317	137,320
Commission Expense	-	-	-	-	-	-	-	-	1,894	1,894	1,894	2,407
Toll Collection Expense	-	-	-	-	-	-	-	-	-	-	-	5,605
Uniform Expense	5,645	5,937	6,744	18,326	190	2,849	3,039	2,377	231	2,608	23,973	11,859
Business Insurance	351,066	215,111	210,995	777,172	94,643	92,314	186,957	48,938	(585)	48,354	1,012,483	834,192
Licenses & Inspections Expense	177	414	407	998	-	148	148	148	-	148	1,294	2,252
Advertising	-	-	-	-	-	-	-	-	912	912	912	1,814
Professional Services	-	-	-	-	-	-	-	(4,593)	136,141	131,549	131,549	161,111
State Police Bridge Security	403,928	369,868	233,230	1,007,026	203,960	119,475	323,435	32,457	-	32,457	1,362,918	1,213,266
ETC Equip/Traffic Counter Maint	72,636	61,460	72,632	206,728	-	-	-	-	-	-	206,728	206,174
General Contingency	-	-	-	-	-	-	-	-	-	-	-	-
ETC Operating Expense	973,550	984,463	702,851	2,660,864	-	-	-	-	-	-	2,660,864	1,896,300
<b>TOTAL OP., MAINT., &amp; ADM</b>	<b>\$ 3,250,446</b>	<b>\$ 2,746,034</b>	<b>\$ 2,616,428</b>	<b>\$ 8,612,908</b>	<b>\$ 1,154,067</b>	<b>\$ 1,333,190</b>	<b>\$ 2,487,257</b>	<b>\$ 1,700,983</b>	<b>\$ 2,170,506</b>	<b>\$ 3,871,489</b>	<b>\$ 14,971,654</b>	<b>\$ 13,229,035</b>
<b>ADM OPS ALLOCATION</b>												
TES Allocation	49,835	43,515	40,755	134,105	20,739	20,868	41,606	37,015	(212,726)	(175,711)	-	-
Toll Ops Allocation	46,825	40,888	38,330	126,043	-	-	-	(126,043)	-	(126,043)	-	-
Bridge Maint Allocation	315,365	47,290	44,441	407,095	131,364	22,832	154,197	(561,292)	-	(561,292)	-	-
Maint/Toll Allocation	-	-	-	-	-	-	-	-	-	-	-	-
PSBS Allocation	251,520	193,614	181,557	626,691	119,572	121,005	240,577	(867,268)	-	(867,268)	-	-
<b>TOTAL ADM OPS ALLOCATION</b>	<b>\$ 663,545</b>	<b>\$ 325,307</b>	<b>\$ 305,083</b>	<b>\$ 1,293,935</b>	<b>\$ 271,675</b>	<b>\$ 164,705</b>	<b>\$ 436,380</b>	<b>\$(1,517,588)</b>	<b>\$(212,726)</b>	<b>\$(1,730,315)</b>	<b>\$ -</b>	<b>\$ -</b>
<b>OTHER OPERATING INC/EXP</b>												
Other Operating Income	-	-	-	-	-	-	-	-	264,532	264,532	264,532	266,535
<b>TOTAL OTHER OP INC</b>	<b>\$ -</b>	<b>\$ -</b>	<b>\$ -</b>	<b>\$ -</b>	<b>\$ -</b>	<b>\$ -</b>	<b>\$ -</b>	<b>\$ -</b>	<b>\$ 264,532</b>	<b>\$ 264,532</b>	<b>\$ 264,532</b>	<b>\$ 266,535</b>
<b>NET OPERATING INC</b>	<b>\$ 6,219,619</b>	<b>\$ 16,701,294</b>	<b>\$ 7,986,422</b>	<b>\$ 30,907,334</b>	<b>\$(1,425,742)</b>	<b>\$(1,497,895)</b>	<b>\$(2,923,637)</b>	<b>\$(183,395)</b>	<b>\$(1,693,247)</b>	<b>\$(1,876,642)</b>	<b>\$ 26,107,055</b>	<b>\$ 16,955,350</b>
<b>NON-OPERATING REV/EXP</b>												
Interest Revenue & Unrealized Gain/Loss	-	-	-	-	-	-	-	-	-	-	2,280,171	2,930,733
Other Non-Operating Revenue	-	-	-	-	-	-	-	-	-	-	-	-
Interest Expense	-	-	-	-	-	-	-	-	-	-	(4,168,139)	(4,260,572)
Depreciation Expense	-	-	-	-	-	-	-	-	-	-	-	-
<b>TOTAL NON-OPS REV/EXP</b>	<b>\$ -</b>	<b>\$ -</b>	<b>\$ -</b>	<b>\$ -</b>	<b>\$ -</b>	<b>\$ -</b>	<b>\$ -</b>	<b>\$ -</b>	<b>\$ -</b>	<b>\$ -</b>	<b>\$(1,887,967)</b>	<b>\$(1,329,839)</b>
<b>CHANGE IN NET ASSETS</b>	<b>\$ -</b>	<b>\$ -</b>	<b>\$ -</b>	<b>\$ -</b>	<b>\$ -</b>	<b>\$ -</b>	<b>\$ -</b>	<b>\$ -</b>	<b>\$ -</b>	<b>\$ -</b>	<b>\$ 24,219,088</b>	<b>\$ 15,625,511</b>

# **DELAWARE RIVER JOINT TOLL BRIDGE COMMISSION**

**Meeting of March 30, 2026**

## ADMINISTRATION

The following Pages reflect the reports on those items assigned to the Administration Department. Each item is reported separately and page numbered accordingly.

**DELAWARE RIVER JOINT TOLL BRIDGE COMMISSION**

**Meeting March 30, 2026**

**PURCHASING REPORT INDEX**

**MONTH OF FEBRUARY 2026**

SUBJECT	DESCRIPTION	PAGE NUMBER
Purchasing	Monthly Purchasing Report covering the month of February 2026	1-5

# DELAWARE RIVER JOINT TOLL BRIDGE COMMISSION

Meeting of March 30, 2026

## MONTHLY PURCHASING REPORT

Month of February 2026

This report itemizes all orders for purchases made for the month of February 2026, showing the divisions chargeable for the expense and the source of authority for issuance of the Purchase Order. This authority is broken into three categories:

- (1) By authority of the Commission
- (2) By authority of the Executive Director or his designate
- (3) By authority of the Director

The purchasing activities for the month of February 2026, culminated in the preparation and placement of 65 purchase orders in the total amount of \$472,492.33. There were no quotes sent out for the month of February.

Significant procurements are shown below:

- One (1) Purchase Order was issued, in the total amount of \$156,000.00 for the ADP Workforce and eTime Software;
- One (1) Purchase Order was issued, in the total amount of \$101,270.00 for the annual Motorola maintenance agreement;
- One (1) Purchase Order was issued, in the total amount of \$20,500.00 for network monitoring of 20 routers;
- One (1) Purchase Order was issued, in the total amount of \$19,187.00 for a replacement cabinet at I-78;
- One (1) Purchase Order was issued, in the total amount of \$17,101.38 for the annual Solebury radio tower lease agreement.

In addition to the practices employed incidental to purchase of materials, etc., from vendors on a direct basis, the Commission also purchases via direct utilization of the purchasing processes of the State of New Jersey, the Commonwealth of Pennsylvania and other joint purchasing arrangements.

**DELAWARE RIVER JOINT TOLL BRIDGE COMMISSION  
REPORT OF PURCHASING ACTIVITIES**

**February 2026**

PO Number	Vendor Name	General Description	Req Dept	Contract/Resolution/ Comment	** BY AUTHORITY OF **	
					Commission	Director of Purchasing
20260087	STARR UNIFORM	Quickheat Mock Turtlenecks	MULTI			1,836.00
20260088	STARR UNIFORM	Quickheat Mock Turtlenecks size Sm, 2xl	MULTI			1,836.00
20260089	STARR UNIFORM	Mock Turtleneck Uniform Order	MULTI			1,468.80
20260090	STARR UNIFORM	1 Black PSBS Vest with Embroidered Logo	PSBS			42.95
20260091	RUTGERS, THE STATE UNIVERSITY	TCC Refresher Training - 16 @ \$150	TES			2,400.00
20260092	RUTGERS, THE STATE UNIVERSITY	EDUCATIONAL AND TRAINING SERVICES	TES			5,625.00
20260093	SIGNAL SERVICE INC	I-78 comm cabinet replacement Incident #26-0028 01	ESS	COSTARS 18		19,187.00
20260094	KELLEY BROS, LLC	EP wireless reader for clothing room door	ESS	PA COSTARS 008-681		2,003.00
20260095	EMR POWER SYSTEMS LLC	EMR SERVICE REPAIR (SF. ADMIN)	AB SF	NJ T-2848		3,177.79
20260096	HELMS AUTOBODY	MM- 2023 FORD EDGE- BODY WORK- INVOICE	MM			2,063.40
20260097	ADP, LLC	ADP WORKFORCE & ETIME SFTWRE	IT			156,000.00
20260098	ADP, LLC	ADP HR SOFTWARE AS A SVC RENEW	IT	NIPA R141901		15,200.00
20260099	CDW-G	NETWORK MONITORING/MGT.	IT	NJ M0003		20,500.00
20260100	GRAINGER	CLOTHING: SST UNIFORMS	TES			8,432.75
20260101	HHAEXCHANGE C/O SANDATA	ADP ETIME PHONE SOTWRE RENEWAL	IT			4,000.00
20260102	MOTOROLA SOLUTIONS, INC.	PORTABLE RADIO BATTERY IMPRES 2 LI-ION R IP68 3400	ESS	NJT-0109		2,044.80
20260103	INNOVATIVE SURFACE SOLUTIONS	PROMELT- MAG PLUS-INNOVATIVE SOLUTIONS-(NHL)	NHL			6,183.78
20260104	INNOVATIVE SURFACE SOLUTIONS	INNOVATIVE SOLUTIONS-MAG (SRMC)	SRMC			6,193.44
20260105	OFFICE BASICS	MOWER ROOM HEATER REPLACEMENT-EP	EP			640.95
20260106	WEST AMWELL MASON SUPPLY	WEST AMWELL PROSLICER (NHL)	NHL			1,023.12

**DELAWARE RIVER JOINT TOLL BRIDGE COMMISSION  
REPORT OF PURCHASING ACTIVITIES**

**February 2026**

PO Number	Vendor Name	General Description	Req Dept	Contract/Resolution/ Comment	** BY AUTHORITY OF **	
					Commission	Director of Purchasing
20260107	SCHNEIDER ELECTRIC BUILDING AMERICAS, INC.	SCHNEIDER ELECTRIC (SFADMIN) AIR HANDLER	AB SF			1,750.00
20260108	RAVE MOBILE SAFETY	Annual Fee for Mass Communications	PSBS			7,000.00
20260109	FRED BEANS FORD OF WASHINGTON	EP- 2017 F750- NEW MIRROR- INV	EP			912.00
20260110	TRANSEdge TRUCK CENTERS - STROUDSBURG (MACK)	PC- DEF ISSUE- TRANSEdge- OUTSIDE- INV	PC			4,104.80
20260111	COOPER ELECTRIC SUPPLY CO	1000 ft Beldon FDSD012P9 Fiber Optic Cable	ESS	PA COSTARS 8		928.00
20260112	STARR UNIFORM	Control Center Uniforms - Taclite Pro Pants	PSBS			838.95
20260113	STARR UNIFORM	Control Center Uniforms - Taclite Pro Khaki Pants	PSBS	COSTARS 12		838.95
20260114	STARR UNIFORM	Control Center Uniforms - Taclite Pro Khaki Pants	PSBS			1,198.50
20260115	STARR UNIFORM	Control Center Uniforms - Taclite Pro Khaki Pants	PSBS	COSTARS 12		1,198.50
20260116	STARR UNIFORM	Embroided Supervisor Badges, Multiple Numbers	PSBS	COSTARS 12		270.00
20260117	ARMOUR & SONS ELECTRIC INC	CONTROLLER CABINET REPAIRS. ARMOUR AND SONS (TM)	TM			1,740.00
20260118	GRAINGER	2026/I-78 SMALL TOOLS & SUPPLIES ORDER	I78	OMNIA 16154		644.46
20260119	GRAINGER	2026/EP-SMALL TOOLS AND SUPPLIES	EP	OMNIA 16154		1,705.23
20260120	HOME DEPOT	2026/EP-SMALL TOOLS AND SUPPLIES	EP	NJ M-8001		1,067.90
20260121	NORTHERN TOOL EQUIPMENT COMPANY	2026/I-78 SMALL TOOLS AND SUPPLIES	I78			1,128.43
20260122	NORTHERN TOOL EQUIPMENT COMPANY	WALK BEHIND SPREADER	MM			638.45
20260123	WILSON PRODUCTS COMPRESSED GAS	2026/I-78 SMALL TOOLS AND SUPPLIES	I78			2,485.00
20260124	Y-PERS	RAGS, SHOP TOWELS, AND WIPING CLOTHS	SRMC			900.00
20260125	FALLPROOF SYSTEMS	EDUCATIONAL AND TRAINING SERVICES	TES			500.00

**DELAWARE RIVER JOINT TOLL BRIDGE COMMISSION  
REPORT OF PURCHASING ACTIVITIES**

**February 2026**

PO Number	Vendor Name	General Description	Req Dept	Contract/Resolution/ Comment	<b>** BY AUTHORITY OF **</b>	
					Commission	Director of Purchasing
20260126	COOPER ELECTRIC SUPPLY CO	TRENTON MAKES SILICONE JUMPER CABLE REEL	ENG			1,136.67
20260127	FYR-FYTER SALES & SERVICE, INC.	FIRE EXT INSPECTION-NHL (FRY-FYTER)	NHL	NJ T-0576		791.64
20260128	GOODYEAR COMMERCIAL TIRE AND SERVICE CENTER	SRMC- TIRES- GOODYEAR- INVOICE	SRMC			2,056.31
20260129	SIGNAL SERVICE INC	TRAFFIC LIGHTING (TM/LT) SIGNAL SERVICE	MULTI	PA COSTARS 40		9,177.00
20260130	PACE ANALYTICAL SERVICES	PACE ANALYTICAL DRINKING WATER TESTING (NHL)	NHL			1,644.00
20260131	PERFORMANCE TIRE CO.	EP- F750 TIRES- PERFORMANCE TIRE- QUOTE	EP			2,556.68
20260132	SARTINI PLUMBING AND HEATING	I-78 WELCOME CTR HOT WATER HEATER/BURNER REPLCMNT	178		12,105.00	
	<b>CAPITAL RESERVE</b>					
20260133	EASTERN TIME, INC.	FIRE ALARM REPAIR	EP			630.00
20260134	NORTHERN TOOL EQUIPMENT COMPANY	2026/EP SMALL TOOLS AND SUPPLIES	EP			556.28
20260135	INNOVATIVE SURFACE SOLUTIONS	MAGNESIUM CHLORIDE	PC			1,650.48
20260136	INNOVATIVE SURFACE SOLUTIONS	MAGNESIUM CHLORIDE	DWG			1,788.48
20260137	INNOVATIVE SURFACE SOLUTIONS	MAGNESIUM CHLORIDE	MM			2,753.10
20260138	KENCOR, LLC	ANNUAL ELEVATOR PM FOR I-78	178			3,120.00
20260139	KENCOR, LLC	ANNUAL ELEVATOR PM FOR EP	EP			3,540.00
20260140	PENNSYLVANIA STEEL THROOP	METALS: BARS, PLATES, RODS, SHEETS, STRIPS, STRUCT	MULTI			1,218.78
20260141	PMG SM PA LLC	I-78 AQUAPHALT CRACK SEALER	178			1,778.91
20260142	ORKIN PEST CONTROL	PEST CONTROL VARIOUS LOCATIONS	MULTI			7,000.00
20260143	KUIKEN BROTHERS COMPANY INC	2026 YEARLY LUMBER STOCK ORDER	MM			878.47

**DELAWARE RIVER JOINT TOLL BRIDGE COMMISSION  
REPORT OF PURCHASING ACTIVITIES**

**February 2026**

PO Number	Vendor Name	General Description	Req Dept	Contract/Resolution/ Comment	<b>** BY AUTHORITY OF **</b>			
					Commission	Director of Purchasing	Director	
20260144	SANDS DODGE RAM CHRYSLER JEEP	NHL- ABS ISSUES- SANDS INVOICE- OUTSIDE AUTO	NHL			1,538.30		
20260145	PERFORMANCE TIRE CO.	I78- MACK TIRE REPAIR- OUTSIDE AUTO- QUOTE ATTACHE	I78			665.32		
20260146	TWIN ROCKS WATER	Twin Rocks Water Delivery for Jan-Feb 2026	PSBS			2,637.60		
20260147	CROWN CASTLE	Annual Solesbury Radio Tower Lease Agreement	PSBS			17,101.38		
20260148	SARTINI PLUMBING AND HEATING	I-78 EMERGENCY BOILER REPAIR	I78			1,415.00		
20260149	TRENTON JOE AND SON EMBROIDERY	CLOTHING: MAINTENANCE SWEATSHIRTS	EO			3,633.00		
20260150	FRED BEANS FORD OF WASHINGTON	EP- AB SYSTEM PARTS- INVOICE	EP			141.98		
20260151	MOTOROLA SOLUTIONS, INC.	Annual Motorola P1 Maintenance Agreement	PSBS			101,270.00		
<b>Purchase Order Count: 65</b>					<b>AUTHORITY TOTALS:</b>	<u>\$12,105.00</u>	<u>\$460,387.33</u>	<u>\$0.00</u>
					<b>GRAND TOTAL:</b>	<u>\$472,492.33</u>		

Delaware River Joint Toll Bridge Commission  
Meeting of March 30, 2026

**E-ZPASS/CUSTOMER SERVICE REPORT  
FEBRUARY 2026**

<b>SUBJECT</b>	<b>DESCRIPTION</b>	<b>PAGE NUMBER</b>
<b>E-ZPass/Customer Service Operations Report</b>	<b>E-ZPass/Customer Service February</b>	<b>1-3</b>

Delaware River Joint Toll Bridge Commission  
Meeting of March 30, 2026

**E-ZPASS/CUSTOMER SERVICE REPORT  
FEBRUARY 2026**

E-ZPass Account and Transponder Information as reported by Conduent State and Local Solutions, Inc. (CSC/VPC Provider)

Total Number of Migrated DRJTBC and NJ CSC E-ZPass Accounts

Migrated Business Accounts	Migrated Private Accounts	Total Number of Migrated Accounts	Total Number of NJ CSC Active Accounts
1,654	77,339	78,993	4,268,738

Total Number of Migrated DRJTBC (029) Transponders and NJ CSC E-ZPass Transponders

Migrated Business Account Transponders	Migrated Private Account Transponders	Total Number of Migrated Transponders	Total Number of NJ CSC Active Transponders
9,228	131,323	140,551	6,625,985

**E-ZPASS/CUSTOMER SERVICE REPORT  
FEBRUARY 2026**

**Customer Service Report:**

CSRs perform service with quick responses to:

- Emails
- Phone Calls
- Service Requests
- Commission E-ZPass Issues

<b>Total Calls</b>	<b>Total Minutes and Average Duration</b>	<b>Average Wait Time</b>
359	1,617 minutes – 4:32 minutes per call	0:00

<b>Web Inquiries</b> (Acct Updates, Violations, Disputes)	102
<b>Service Requests</b> (Acct Updates, Violation Notifications, E-ZPass + TBP Inquiries)	114

Computer kiosks are accessible for customer use if needed at both locations.

**Walk-ins**

<b>I-78</b>	<b>DWG</b>	<b>SF</b>	<b>Total</b>
14	2	9	25

**Toll Monitoring:**

- Bridge vehicle views were a total of 13,272 per day for all 8 bridges - Volume would depend on bridge size and use
- Total monthly vehicle views 305,256
- Average views per CSR, per day is calculated from the total daily views of 13,272 divided by 8 CSRs = 1,659 per day average
- Weekly CSR volume will depend on the assigned bridge, which is on a rotating basis. A CSR may have MM, a low volume bridge one week, and SF, a high volume bridge the next week, giving the average for the week

**E-ZPASS/CUSTOMER SERVICE REPORT  
FEBRUARY 2026**

**Other current E-ZPass duties include:**

- Assisting law enforcement
- Notifying Toll Audit and In-lane when any issues we see arise
- Monitoring Superload crossings
- Daily calls with other Agencies in the NJ Consortium

**CSC/VPC Post-Migration Collection Update:**

As a result of post-migration collection efforts from May 2014 – February 2026, New Jersey E-ZPass reports \$28,831,994.65 collected in tolls and \$68,926,311.92 collected in fees.

**Toll Increase**

- Given the recent toll increase, E-ZPass has created a spread sheet that will help the CSR's explain to TBP customers what they would save by switching to E-ZPass

**DELAWARE RIVER JOINT TOLL BRIDGE COMMISSION**  
**Meeting of March 30, 2026**

**ELECTRONIC TOLL COLLECTION PROGRAM**

**MONTH OF FEBRUARY 2026**

<b>SUBJECT</b>	<b>DESCRIPTION</b>	<b>PAGE NUMBER</b>
ETC PROGRAM	Electronic Toll Collection Program Report	1-5

**DELAWARE RIVER JOINT TOLL BRIDGE COMMISSION**  
**Meeting of March 30, 2026**

**ELECTRONIC TOLL COLLECTION PROGRAM**  
**MONTH OF FEBRUARY 2026**

The following items were recently initiated, accomplished or performed during the above noted month:

Activities for the In-Lane Toll System

1. Lane equipment cleaning is a constant activity during this time of year. Firmware upgrades are continuing on all UPS units. In addition, UPS units are affected by the extreme cold and battery conditions are being checked. Also, all lane cameras are being checked for image clarity.
2. Commission Staff is working with TransCore to identify locations within the Commission's facilities for TransCore to store spare parts that are used by their technicians when responding to various in-lane toll system issues.
3. Commission Staff and TransCore meet monthly to review and discuss system operational and maintenance items. A weekly call also takes place to briefly review system maintenance items for the week.

Activities for the E-ZPass Customer Service Center/Violation Processing Center

1. Conduent continues to develop the real time digital payment function at the NJ E-ZPass CSC for toll by plate customers. Conduent revised the terms and conditions that will be displayed on the NJ E-ZPass website, and comments were provided from the NJTA. Conduent has released this functionality into the NJ CSC software, and they are proceeding with testing it through a small group of individuals.
2. The NJ E-ZPass CSC launched the Amnesty Program in June 2025. NJ MVC legislation was passed and NJTA is working with the MVC on the programs. There are two programs: the Amnesty Program and the Vehicle Registration Suspension Program. The Amnesty Program must run for 180 days, with no lookback timeframe, meaning the program can go back as far as the violator wants to pay. Violation transactions after the start of the program are NOT eligible. The program is open to all violators (from any state), with tolls and fees that are \$500 or more prior to June 2025. The program must offer a 25% reduction of the fees, the program will collect 100% of the toll revenue. When applying payment, 100% of the toll amount will be satisfied first, followed by AET fees and administrative fees. The amount owed must be paid in full of no payment plan. A violator may make arrangements for a payment plan, outside of the Amnesty Program. For the NJ MVC Vehicle Registration Suspension, the transactions criteria include all NJ E-ZPass agency violations, unpaid tolls, administration fees and AET fees totaling \$500 or more; or 60 or more violations with

**DELAWARE RIVER JOINT TOLL BRIDGE COMMISSION**  
**Meeting of March 30, 2026**

at least one having occurred after January 2024 (legislation date). The Amnesty Program was completed in November 2025 and the NJTA has identified the first group of vehicles to request registration suspension. These vehicles are currently under administrative review by the NJTA.

3. TransCore coordinated with Conduent for testing that will occur in lane March for the new toll host that is being deployed to support the Hard AET conversion at the New Hope – Lambertville Toll Bridge, along with the other toll plazas.
4. The NJTA, as the lead agency, is facilitating all meetings with the other agencies and Conduent to manage the implementation of outstanding system elements for the New Jersey E-ZPass Customer Service Center.

AET Program

1. Rummel, Klepper & Kahl, LLP (RK&K) participated in New Hope – Lambertville All Electronic Tolling related meetings with PKF for the construction project as needed. During the reporting period RK&K prepared responses to Requests for Information (RFI) from the construction team and issued change of plans as needed. Additionally, RK&K completed several reviews of construction submittals from the contractor.
2. Commission Staff, TransCore and the RK&K team participated in bi-weekly project status meetings. TransCore submitted the updated schedule that addressed previously provided review comments. The revised schedule is under review by RK&K and comments will be shared with TransCore. TransCore submitted several revised chapters of the system Detailed Design Document. RK&K reviewed the documents to confirm that our comments were addressed, and the documents were finalized by TransCore. TransCore submitted several system manuals that are being reviewed by Commission Staff and RK&K.
3. TransCore completed the installation of the Primary Toll Host and is working with the New Jersey Customer Service Center (NJ CSC) to establish connectivity and data exchanges. The secondary toll host installation at a separate Equinix location is ongoing.
4. TransCore facilitated follow-up meetings with Conduent to coordinate connectivity testing between the new in-lane toll system and the NJ Customer Service Center. TransCore submitted the revised CSC Integration Test Plan that addressed review comments and the document was shared with Conduent for their review and information.

**DELAWARE RIVER JOINT TOLL BRIDGE COMMISSION**  
**Meeting of March 30, 2026**

5. TransCore began several dry runs as they prepare for Factory Acceptance Testing of the AET system at the New Hope – Lambertville Toll Bridge. Coordination for this effort includes meeting with the construction team to make sure proper access is provided for highway speed vehicle testing, locating space within the administration building for their use during testing and working with Commission Staff for vehicles and drivers during that actual testing.
6. TransCore staff continue to meet with the New Hope – Lambertville Toll Bridge AET Conversion construction team to discuss the construction progress and to coordinate the all-electronic-tolling equipment installation and testing schedules.
7. TransCore continue to respond to questions from Atkins Réalis related to the T-M Toll Bridge AET design. Further, TransCore met with the design team to review the existing equipment located in the toll plaza tunnel and determine what needs to be maintained, removed or relocated during the construction project. The Preliminary Design plans for this project were shared with TransCore for their review.
8. For the T-M Toll Bridge AET design project, Atkins Réalis submitted the revised Design Criteria Report, addressing review comments and including the bridge replacement elements.
9. Atkins Réalis submitted the project schedule revision number five addressing review comments from Commission Staff. Atkins Réalis completed the soil boring for the AET gantry foundation that is located at the roadway level. The soil boring along Pennsylvania Avenue that is needed for the roadway pavement design is also complete. Atkins Réalis submitted the Preliminary Design (60% complete) plans, specifications and estimate. The documents were review by Commission Staff and our Capital Program Management Consultant. Review comments were compiled and submitted to the Atkins Réalis and a meeting to discuss the comments will be facilitated.
10. Atkins Réalis completed a field meeting to review the equipment in the existing toll plaza tunnel with our in-lane toll system provider and the ESS Department to determine items that must be maintained, removed or relocated as part of the construction project.

General Electronic Toll Collection Program Activities

1. Mr. Stracciolini facilitated the IAG E-ZPass Executive Management Committee meetings. At the August 2025 IAG EMC Meeting, Mr. Stracciolini was elected by the members to serve as Chair to the EMC.

**DELAWARE RIVER JOINT TOLL BRIDGE COMMISSION**  
**Meeting of March 30, 2026**

2. Mr. Stracciolini facilitated the IAG Service Corporation meetings. At the December 12, 2024, IAG Service Corp. Board of Directors Meeting, a resolution was approved electing and appointing Mr. Stracciolini as the Chair of the IAG Service Corporation, effective December 12, 2024.
3. Mr. Stracciolini participated on the IAG Policy Committee meetings.
4. Mr. stracciolini participated on the IAG Procurement Committee meetings.
5. Mr. Stracciolini is participating in the Non-toll Business Opportunity Task Force.
6. Mr. Stracciolini is serving on the International Bridge, Tunnel & Turnpike Association's (IBTTA) 2026 Engineering and Construction Task Force and the Toll Revenue Assurance Committee.

**Delaware River Joint Toll Bridge Commission  
Meeting of March 30, 2026**

**CONTRACT COMPLIANCE REPORT INDEX  
Month of February 2026**

<b>SUBJECT</b>	<b>DESCRIPTION</b>	<b>PAGE NUMBER</b>
<b>Contract Compliance Program Operations Report</b>	<b>Operations Report February 2026</b>	<b>1-20</b>

**Delaware River Joint Toll Bridge Commission  
Meeting of March 30, 2026**

**CONTRACT COMPLIANCE REPORT INDEX  
Month of February 2026**

**TABLE OF CONTENTS**

**IBE PROGRAM**

	<b>PAGES</b>
• IBE Program Overview	3
• Compliance IBE Scores Overview	4
• IBE Summary Reports	5
• Active Construction Projects Payments, Workforce & Ethnicity Utilization Scores	6-8
• Active Professional Projects Payments Detail and Scores	9-10
• Completed Construction Projects Payments, Workforce & Ethnicity Utilization Scores	11-15
• Completed Professional Projects Payments Detail and Scores	16-17

**MWSBE Program**

• MWSBE Minority (7%), Women (3%), and Small Business (25%) Enterprise Program Overview	18
• MWSBE Program Commitments for Professional and Construction (Active & Completed Pie Charts)	19
• MWSBE Professional & Construction Projects Final Commitment	20

**Delaware River Joint Toll Bridge Commission**  
**Meeting of March 30, 2026**

**IBE PROGRAM OVERVIEW**

The Delaware River Joint Toll Bridge Commission (Commission) established an IBE Program (MBE/WBE/SBE/DBE/DsBE/VBE) with a target of 25% for all Professional Services and Construction Contracts awarded by the Commission effective July 1, 2014. To date, the Commission has awarded **(111)** contracts with the IBE Program requirements. Currently, there are **(55) active** projects and **(56) completed** projects.

**IBE Program Requirements**

The Commission began using Elation Systems effective January 2017, as the online system for Payment Verification and Certified Payroll Reporting (CPR). All contracts awarded by the Commission to a Prime Consultant/Prime Contractor and their Subconsultants and Subcontractors use this service free of charge. Online training is available to vendors on how to use Elation Systems. The Contract Compliance Department and Elation Support Staff are available to assist all users.

The Contract Compliance Department (CCD) monitors, posts and reports data in regard to all payments. The CCD also reviews all Certified Payrolls submitted into Elation Systems.

*The following are all mandatory requirements:*

**Company On-Line Registration:**

- i. All Primes must register their company and activate an account in Elation Systems; *and*
- ii. All Primes must also ensure that all Subconsultants and Subcontractors register their company and activate an account in Elation Systems.

**Payment Verification:**

- i. Prime Contractors must post all payments to their Subconsultants and/or Subcontractors in Elation Systems; *and*
- ii. Prime Contractors and their Subconsultants and/or Subcontractors must confirm all payments received in Elation Systems.

**Certified Payroll Reporting:**

- i. All Prime Contractors are responsible for assigning someone from their staff with the responsibility to review, approve, and upload their CPR(s) on a weekly basis into Elation Systems; *and*
- ii. All Prime Contractors must also ensure that their Subcontractors upload their CPR(s) on a weekly basis into Elation Systems.

Prime Consultants / Contractors IBE Target performance will be displayed / available on the Commission's public website.

**Delaware River Joint Toll Bridge Commission  
Meeting of March 30, 2026**

**Contract Compliance Department  
Compliance IBE Scores Overview**

The Commission through its Contract Compliance Department has instituted a Compliance Score Ranking that will be included in the Monthly Contract Compliance Report for all Professional Services and Construction Projects.

The Compliance Score Ranking is an ongoing summary of data presented on Active and Completed contracts, which includes the tracking of payments from Prime Consultants and Contractors to IBE Subconsultants and Subcontractors, and the Prime Contractors Workforce Utilization. The Scores will illustrate the progress and participation to meet the Targets by Prime Consultants and Contractors as part of the IBE program.

The complete and timely reporting of payments and certified payrolls to the Elation Systems by the Prime Consultants and Prime Contractors, and their Subconsultants and Subcontractors, will assist the Prime Consultant and Prime Contractor in tracking the data to meet their targets.

Accordingly, each Prime will also be given a final grade at the completion of each project. Additionally, the data will be uploaded onto the Commission’s public website monthly.

*The Score(s) are factored using the following criteria:*

**IBE PAYMENTS**

The payments by the Prime Consultant / Contractor to each of their IBE Subconsultants / Subcontractors will be calculated based on the criteria set by the Commission’s 25% IBE Target.

**WORKFORCE UTILIZATION**

Workforce utilization contains two levels of scoring and documents the hourly employee utilization by workforce type, ethnicity and gender.

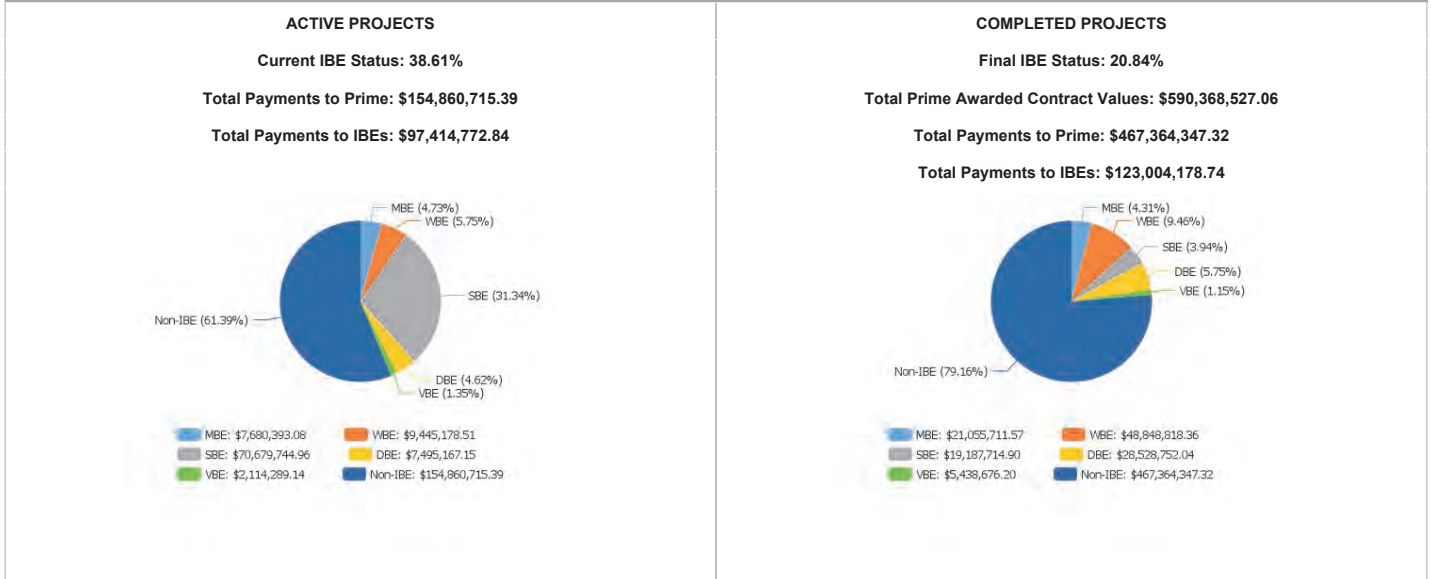
<b>IBE Payments Legend</b>	
<b>Score Rankings</b>	<b>IBE Commitment Participation</b>
A+	45% & above
A	35% to 44.9%
B+	30% to 34.9%
B	25% to 29.9%
C+	20% to 24.9%
C	15% to 19.9%
D+	10% to 14.9%
D	5% to 9.9%
F	4.9% & below

<b>Workforce Utilization Legend</b>		
<b>Score Rankings</b>	<b>Workforce Commitment Participation</b>	<b>Ethnicity &amp; Gender Participation</b>
A+	30% & above	25% & a above
A	25% to 29.9%	15% to 24.9%
B+	20% to 24.9%	over 15%
B	15% to 19.9%	10% to 14.9%
C+	10% to 14.9%	over 10%
C	10% to 14.9%	7.5% to 9.9%
D+	5% to 9.9%	over 7.5%
D	5% to 9.9%	5% to 7.4%
F	4.9% & below	4.9% & below

Delaware River Joint Toll Bridge Commission

Meeting of March 30, 2026

Summary - Professional Services and Construction Contractors 25% IBE Target Status



Summary - Prime Contractor(s) & Subcontractor(s) Workforce Utilization Categories By Hours, Workers & Ethnicity



Active Professional & Construction Projects Payment Summary	Initial Contract Value	Prime P / T / D	IBE P / T / D	IBE Actual	Score
Professional and Construction Projects Totals	\$309,748,410.06	\$154,860,715.39	\$97,414,772.84	38.61%	A
Professional Services Projects Totals	\$96,557,802.27	\$52,562,420.13	\$20,699,032.60	28.25%	B
Completed Professional & Construction Projects Payment Summary	Contract Value	Prime P / T / D	IBE P / T / D	IBE Actual	Score
Professional and Construction Projects Totals	\$590,368,526.06	\$467,364,347.32	\$123,004,178.74	20.84%	C+
Professional Services Projects Totals	\$56,480,327.36	\$38,940,072.49	\$17,540,254.87	31.06%	B+

ACTIVE CONSTRUCTION PROJECTS														
Payments Summary				Workforce Hours Summary 27.71%					Ethnicity Participation Summary					
Initial Contract Value	Total Prime P / T / D	Total IBE P / T / D	Total IBE %	Payments Score (Total IBE Payments)	Total Number of Workers	Total Hours Worked	Caucasian Hours	Total Minority Hours	Total Women Hours	Workforce Score (Total Hours Worked)	Caucasian %	Minority %	Women %	Ethnicity Score (Total Participation)
\$213,190,607.79	\$102,298,295.26	\$76,715,740.24	42.85%	A	1,642	349,761.98	256,598.28	93,163.70	3,767.34	A	73.36%	26.64%	1.08%	A+

COMPLETED CONSTRUCTION PROJECTS														
Payments Summary				Workforce Hours Summary 19.68%					Ethnicity Participation Summary					
Total Contracts Value	Total Prime P / T / D	Total IBE P / T / D	Total IBE %	Payments Score (Total IBE Payments)	Total Number of Workers	Total Hours Worked	Caucasian Hours	Total Minority Hours	Total Women Hours	Workforce Score (Total Hours Worked)	Caucasian %	Minority %	Women %	Ethnicity Score (Total Participation)
\$533,888,198.70	\$428,424,274.83	\$105,463,923.87	19.75%	C	4,444	1,738,348.70	1,442,435.56	295,913.14	46,110.00	B	82.98%	17.02%	2.65%	A

Delaware River Joint Toll Bridge Commission

Meeting of March 30, 2026

Active Construction Projects - Summary's & Scores (IBE Payments, Workforce Hours & Ethnicity Participation)

Date: From 07/01/2014 To 02/28/2026

IBE Payments Legend	
Score Rankings	IBE Commitment Participation
A+	45% & above
A	35% to 44.9%
B+	30% to 34.9%
B	25% to 29.9%
C+	20% to 24.9%
C	15% to 19.9%
D+	10% to 14.9%
D	5% to 9.9%
F	4.9% & below

Total of all Primes Contract Values \$213,190,607.79

Total Payments to all Primes \$102,298,295.26

Total Payments to all IBEs \$76,715,740.24

IBE Target 25.00%

IBE Actual 42.85%

Workforce Utilization Legend		
Score Rankings	Workforce Commitment Participation	Ethnicity & Gender Participation
A+	30% & above	25% & above
A	25% to 29.9%	15% to 24.9%
B+	20% to 24.9%	over 15%
B	15% to 19.9%	10% to 14.9%
C+	10% to 14.9%	over 10%
C	10% to 14.9%	7.5% to 9.9%
D+	5% to 9.9%	over 7.5%
D	5% to 9.9%	5% to 7.4%
F	4.9% & below	4.9% & below

ACTIVE CONSTRUCTION PROJECTS														
Payments Summary				Workforce Hours Summary 27.71%						Ethnicity Participation Summary				
Initial Contract Value	Total Prime P / T / D	Total IBE P / T / D	Total IBE %	Payments Score (Total IBE Payments)	Total Number of Workers	Total Hours Worked	Caucasian Hours	Total Minority Hours	Total Women Hours	Workforce Score (Total Hours Worked)	Caucasian %	Minority %	Women %	Ethnicity Score (Total Participation)
\$213,190,607.79	\$102,298,295.26	\$76,715,740.24	42.85%	A	1,642	349,761.98	256,598.28	93,163.70	3,767.34	A	73.36%	26.64%	1.08%	A+

DB-540A/B/C TRANSCORE, LP - Electronic Toll Collection System Replacement - Design, Build & Maintain														
Payments Summary				Workforce Hours Summary 53.31%						Ethnicity Participation Summary				
Initial Contract Value	Total Prime P / T / D	Total IBE P / T / D	Total IBE %	Payments Score (Total IBE Payments)	Total Number of Workers	Total Hours Worked	Caucasian Hours	Total Minority Hours	Total Women Hours	Workforce Score (Total Hours Worked)	Caucasian %	Minority %	Women %	Ethnicity Score (Total Participation)
\$14,628,213.63	\$11,230,227.20	\$2,316,211.51	17.10%	C	15	2,040.00	952.50	1,087.50	0.00	A+	46.69%	53.31%	0.00%	A+

DB-724A SCHNEIDER ELECTRIC Electronic Surveillance/Detection System Maintenance Contract														
Payments Summary				Workforce Hours Summary 45.89%						Ethnicity Participation Summary				
Initial Contract Value	Total Prime P / T / D	Total IBE P / T / D	Total IBE %	Payments Score (Total IBE Payments)	Total Number of Workers	Total Hours Worked	Caucasian Hours	Total Minority Hours	Total Women Hours	Workforce Score (Total Hours Worked)	Caucasian %	Minority %	Women %	Ethnicity Score (Total Participation)
\$5,217,520.75	\$1,402,730.84	\$215,551.42	13.32%	D+	57	717.00	479.00	238.00	91.00	A+	66.81%	33.19%	12.69%	A+

DB-768B DYNAMIC SECURITY, LLC (IBE) dba SECUNI / Network Video Management System (NVMS) Integrator Services														
Payments Summary				Workforce Hours Summary 0.00%						Ethnicity Participation Summary				
Initial Contract Value	Total Prime P / T / D	Total IBE P / T / D	Total IBE %	Payments Score (Total IBE Payments)	Total Number of Workers	Total Hours Worked	Caucasian Hours	Total Minority Hours	Total Women Hours	Workforce Score (Total Hours Worked)	Caucasian %	Minority %	Women %	Ethnicity Score (Total Participation)
\$104,074.00	\$-	\$87,232.80	100.00%	A+	0	0.00	0.00	0.00	0.00	N/A	0.00%	0.00%	0.00%	N/A

DB-792A TRANSCORE, LP - In-Lane All Electronic Toll Collection System (Design, Build and Maintain)														
Payments Summary				Workforce Hours Summary 5.24%						Ethnicity Participation Summary				
Initial Contract Value	Total Prime P / T / D	Total IBE P / T / D	Total IBE %	Payments Score (Total IBE Payments)	Total Number of Workers	Total Hours Worked	Caucasian Hours	Total Minority Hours	Total Women Hours	Workforce Score (Total Hours Worked)	Caucasian %	Minority %	Women %	Ethnicity Score (Total Participation)
\$9,701,499.00	\$2,955,580.20	\$-	0.00%	N/A	20	849.00	804.50	44.50	0.00	D	94.76%	5.24%	0.00%	D

T-519A BRACY CONSTRUCTION, INC. / Southern Operations and Maintenance Facilities Improvements - Trenton Morrisville, Langhorne, and New Hope														
Payments Summary				Workforce Hours Summary 20.22%						Ethnicity Participation Summary				
Initial Contract Value	Total Prime P / T / D	Total IBE P / T / D	Total IBE %	Payments Score (Total IBE Payments)	Total Number of Workers	Total Hours Worked	Caucasian Hours	Total Minority Hours	Total Women Hours	Workforce Score (Total Hours Worked)	Caucasian %	Minority %	Women %	Ethnicity Score (Total Participation)
\$59,300,150.96	\$48,609,435.36	\$9,989,837.09	17.05%	C	618	118,742.03	95,260.78	23,481.25	529.84	B+	80.22%	19.78%	0.45%	A

T-754A PKF-MARK III, INC / New Hope - Lambertville Toll Bridge All Electronic Tolling (AET) Conversion & PA Abutment Backwall Replacement														
Payments Summary				Workforce Hours Summary 11.84%						Ethnicity Participation Summary				
Initial Contract Value	Total Prime P / T / D	Total IBE P / T / D	Total IBE %	Payments Score (Total IBE Payments)	Total Number of Workers	Total Hours Worked	Caucasian Hours	Total Minority Hours	Total Women Hours	Workforce Score (Total Hours Worked)	Caucasian %	Minority %	Women %	Ethnicity Score (Total Participation)
\$11,863,715.00	\$5,664,239.34	\$-	0.00%	N/A	130	15,691.95	14,791.25	900.70	957.00	C	94.26%	5.74%	6.10%	D

**Delaware River Joint Toll Bridge Commission**

Meeting of March 30, 2026

**Active Construction Projects - Summary's & Scores (IBE Payments, Workforce Hours & Ethnicity Participation)**

Date: From 07/01/2014 To 02/28/2026

IBE Payments Legend	
Score Rankings	IBE Commitment Participation
A+	45% & above
A	35% to 44.9%
B+	30% to 34.9%
B	25% to 29.9%
C+	20% to 24.9%
C	15% to 19.9%
D+	10% to 14.9%
D	5% to 9.9%
F	4.9% & below

**Total of all Primes Contract Values \$213,190,607.79**

**Total Payments to all Primes \$102,298,295.26**

**Total Payments to all IBEs \$76,715,740.24**

**IBE Target 25.00%**

**IBE Actual 42.85%**

Workforce Utilization Legend		
Score Rankings	Workforce Commitment Participation	Ethnicity & Gender Participation
A+	30% & above	25% & above
A	25% to 29.9%	15% to 24.9%
B+	20% to 24.9%	over 15%
B	15% to 19.9%	10% to 14.9%
C+	10% to 14.9%	over 10%
C	10% to 14.9%	7.5% to 9.9%
D+	5% to 9.9%	over 7.5%
D	5% to 9.9%	5% to 7.4%
F	4.9% & below	4.9% & below

T-766A CRISDEL GROUP, INC. / I-78 NJ Roadway Rehabilitation and Power & Communication Infrastructure Improvements														
Payments Summary				Workforce Hours Summary 36.28%						Ethnicity Participation Summary				
Initial Contract Value	Total Prime P / T / D	Total IBE P / T / D	Total IBE %	Payments Score (Total IBE Payments)	Total Number of Workers	Total Hours Worked	Caucasian Hours	Total Minority Hours	Total Women Hours	Workforce Score (Total Hours Worked)	Caucasian %	Minority %	Women %	Ethnicity Score (Total Participation)
\$22,494,884.42	\$16,159,118.76	\$6,335,785.34	28.17%	B	203	29,869.50	19,139.00	10,730.50	107.00	A+	64.08%	35.92%	0.36%	A+

TS-590A J.D. ECKMAN, INC. / Northampton St. TSB Rehabilitation														
Payments Summary				Workforce Hours Summary 22.68%						Ethnicity Participation Summary				
Initial Contract Value	Total Prime P / T / D	Total IBE P / T / D	Total IBE %	Payments Score (Total IBE Payments)	Total Number of Workers	Total Hours Worked	Caucasian Hours	Total Minority Hours	Total Women Hours	Workforce Score (Total Hours Worked)	Caucasian %	Minority %	Women %	Ethnicity Score (Total Participation)
\$15,487,427.50	\$10,879,493.81	\$3,917,310.23	26.47%	B	111	35,867.50	27,733.25	8,134.25	0.00	B+	77.32%	22.68%	0.00%	A

TS-642A ANSELM I & DeCICCO (IBE) / Uhlertown - Frenchtown Toll-Supported Bridge Rehabilitation														
Payments Summary				Workforce Hours Summary 35.75%						Ethnicity Participation Summary				
Initial Contract Value	Total Prime P / T / D	Total IBE P / T / D	Total IBE %	Payments Score (Total IBE Payments)	Total Number of Workers	Total Hours Worked	Caucasian Hours	Total Minority Hours	Total Women Hours	Workforce Score (Total Hours Worked)	Caucasian %	Minority %	Women %	Ethnicity Score (Total Participation)
\$22,216,237.00	\$-	\$19,394,069.93	100.00%	A+	116	46,541.00	30,089.50	16,451.50	185.00	A+	64.65%	35.35%	0.40%	A+

TS-694A/B/C/D/E ANSELM I & DeCICCO (IBE) / New Hope Lambertville TSB Rehabilitation														
Payments Summary				Workforce Hours Summary 41.68%						Ethnicity Participation Summary				
Initial Contract Value	Total Prime P / T / D	Total IBE P / T / D	Total IBE %	Payments Score (Total IBE Payments)	Total Number of Workers	Total Hours Worked	Caucasian Hours	Total Minority Hours	Total Women Hours	Workforce Score (Total Hours Worked)	Caucasian %	Minority %	Women %	Ethnicity Score (Total Participation)
\$27,589,084.53	\$-	\$25,456,480.40	100.00%	A+	163	59,755.75	34,860.25	24,895.50	8.00	A+	58.34%	41.66%	0.01%	A+

TTS-734A MOUNT CONSTRUCTION CO., INC. (IBE) / JOC - Bridge, Highway & Civil Work - North Region														
Payments Summary				Workforce Hours Summary 26.07%						Ethnicity Participation Summary				
Initial Contract Value	Total Prime P / T / D	Total IBE P / T / D	Total IBE %	Payments Score (Total IBE Payments)	Total Number of Workers	Total Hours Worked	Caucasian Hours	Total Minority Hours	Total Women Hours	Workforce Score (Total Hours Worked)	Caucasian %	Minority %	Women %	Ethnicity Score (Total Participation)
\$7,000,000.00	\$-	\$6,962,308.81	100.00%	A+	148	22,646.75	18,609.25	4,037.50	1,866.50	A	82.17%	17.83%	8.24%	A

TTS-735A MOUNT CONSTRUCTION CO., INC. (IBE) / JOC - Bridge, Highway & Civil Work - South Region														
Payments Summary				Workforce Hours Summary 20.75%						Ethnicity Participation Summary				
Initial Contract Value	Total Prime P / T / D	Total IBE P / T / D	Total IBE %	Payments Score (Total IBE Payments)	Total Number of Workers	Total Hours Worked	Caucasian Hours	Total Minority Hours	Total Women Hours	Workforce Score (Total Hours Worked)	Caucasian %	Minority %	Women %	Ethnicity Score (Total Participation)
\$2,500,000.00	\$-	\$2,040,952.71	100.00%	A+	97	8,008.50	6,369.50	1,639.00	23.00	B+	79.53%	20.47%	0.29%	A

TTS-783A J. FLETCHER CREAMER & SON, INC. / On-Call Beam Guide Rail and Attenuator Replacement														
Payments Summary				Workforce Hours Summary 33.35%						Ethnicity Participation Summary				
Initial Contract Value	Total Prime P / T / D	Total IBE P / T / D	Total IBE %	Payments Score (Total IBE Payments)	Total Number of Workers	Total Hours Worked	Caucasian Hours	Total Minority Hours	Total Women Hours	Workforce Score (Total Hours Worked)	Caucasian %	Minority %	Women %	Ethnicity Score (Total Participation)
\$2,087,801.00	\$303,750.00	\$-	0.00%	N/A	52	1,090.00	726.50	363.50	0.00	A+	66.65%	33.35%	0.00%	A+

**Delaware River Joint Toll Bridge Commission**

Meeting of March 30, 2026

**Active Construction Projects - Summary's & Scores (IBE Payments, Workforce Hours & Ethnicity Participation)**

Date: From 07/01/2014 To 02/28/2026

IBE Payments Legend	
Score Rankings	IBE Commitment Participation
A+	45% & above
A	35% to 44.9%
B+	30% to 34.9%
B	25% to 29.9%
C+	20% to 24.9%
C	15% to 19.9%
D+	10% to 14.9%
D	5% to 9.9%
F	4.9% & below

Total of all Primes Contract Values **\$213,190,607.79**

Total Payments to all Primes **\$102,298,295.26**

Total Payments to all IBEs **\$76,715,740.24**

IBE Target **25.00%**

IBE Actual **42.85%**

Workforce Utilization Legend		
Score Rankings	Workforce Commitment Participation	Ethnicity & Gender Participation
A+	30% & above	25% & above
A	25% to 29.9%	15% to 24.9%
B+	20% to 24.9%	over 15%
B	15% to 19.9%	10% to 14.9%
C+	10% to 14.9%	over 10%
C	10% to 14.9%	7.5% to 9.9%
D+	5% to 9.9%	over 7.5%
D	5% to 9.9%	5% to 7.4%
F	4.9% & below	4.9% & below

TTS-784A MOUNT CONSTRUCTION CO., INC. / JOC - Bridge, Highway, and Civil Work - North Region														
Payments Summary					Workforce Hours Summary 21.78%					Ethnicity Participation Summary				
Initial Contract Value	Total Prime P / T / D	Total IBE P / T / D	Total IBE %	Payments Score (Total IBE Payments)	Total Number of Workers	Total Hours Worked	Caucasian Hours	Total Minority Hours	Total Women Hours	Workforce Score (Total Hours Worked)	Caucasian %	Minority %	Women %	Ethnicity Score (Total Participation)
\$3,000,000.00	\$928,143.70	\$-	0.00%	N/A	25	2,887.50	2,258.50	629.00	0.00	B+	78.22%	21.78%	0.00%	A

TTS-785A MOUNT CONSTRUCTION CO., INC. / JOC - Bridge, Highway, and Civil Work - South Region														
Payments Summary					Workforce Hours Summary 28.86%					Ethnicity Participation Summary				
Initial Contract Value	Total Prime P / T / D	Total IBE P / T / D	Total IBE %	Payments Score (Total IBE Payments)	Total Number of Workers	Total Hours Worked	Caucasian Hours	Total Minority Hours	Total Women Hours	Workforce Score (Total Hours Worked)	Caucasian %	Minority %	Women %	Ethnicity Score (Total Participation)
\$4,000,000.00	\$1,479,759.11	\$-	0.00%	N/A	25	1,840.00	1,309.00	531.00	0.00	A	71.14%	28.86%	0.00%	A+

TTS-786A MOUNT CONSTRUCTION CO., INC. / JOC - Building and Facility Work - North Region														
Payments Summary					Workforce Hours Summary 0.00%					Ethnicity Participation Summary				
Initial Contract Value	Total Prime P / T / D	Total IBE P / T / D	Total IBE %	Payments Score (Total IBE Payments)	Total Number of Workers	Total Hours Worked	Caucasian Hours	Total Minority Hours	Total Women Hours	Workforce Score (Total Hours Worked)	Caucasian %	Minority %	Women %	Ethnicity Score (Total Participation)
\$3,000,000.00	\$140,294.57	\$-	0.00%	N/A	5	257.00	257.00	0.00	0.00	F	100.00%	0.00%	0.00%	F

TTS-787A A.P. CONSTRUCTION, INC. / JOC - Building and Facility Work - South Region														
Payments Summary					Workforce Hours Summary 0.00%					Ethnicity Participation Summary				
Initial Contract Value	Total Prime P / T / D	Total IBE P / T / D	Total IBE %	Payments Score (Total IBE Payments)	Total Number of Workers	Total Hours Worked	Caucasian Hours	Total Minority Hours	Total Women Hours	Workforce Score (Total Hours Worked)	Caucasian %	Minority %	Women %	Ethnicity Score (Total Participation)
\$3,000,000.00	\$2,545,522.37	\$-	0.00%	N/A	21	2,958.50	2,958.50	0.00	0.00	F	100.00%	0.00%	0.00%	F

**Delaware River Joint Toll Bridge Commission**

Meeting of March 30, 2026

**Active Professional Services Projects Payments Detail Report**

Date: From 07/01/2014 To 02/28/2026

IBE Payments Legend	
Score Rankings	IBE Commitment Participation
A+	45% & above
A	35% to 44.9%
B+	30% to 34.9%
B	25% to 29.9%
C+	20% to 24.9%
C	15% to 19.9%
D+	10% to 14.9%
D	5% to 9.9%
F	4.9% & below

Summary	Initial Contract Value	Prime P / T / D	IBE P / T / D	IBE Actual	Score
Professional and Construction Projects Totals	\$309,748,410.06	\$154,860,715.39	\$97,414,772.84	38.61%	A
Professional Services Projects Totals	\$96,557,802.27	\$52,562,420.13	\$20,699,032.60	28.25%	B

Prime Consultants	IBE Firm	Project Title	Initial Contract Value	Prime P / T / D	IBE P / T / D	IBE Actual	Score
GFT Infrastructure, Inc		C-519A GANNETT FLEMING ARCHITECTS, INC. / Southern Operations & Maintenance Facilities Improvements - Consulting Engineer Agreement	\$5,112,368.62	\$3,609,758.23	\$1,158,885.33	24.30%	C+
Greenman-Pedersen, Inc.		C-590A GREENMAN-PEDERSEN, INC. / Northampton St. TSB Rehabilitation - Preliminary, Final and Post Design - Consulting Engineer Agreement	\$1,504,783.15	\$906,645.35	\$540,453.22	37.35%	A
WSP USA, Inc. - PHILADELPHIA, PA		C-642A WSP USA, INC. / Uherstown Frenchtown TSB Rehabilitation - Preliminary, Final and Post Design - Consulting Engineer Agreement	\$1,953,930.92	\$1,325,850.50	\$591,535.03	30.85%	B+
Michael Baker International, Inc.		C-660A MICHAEL BAKER, JR., INC. / SFB Replacement Project Final Design Services - Consulting Engineer Agreement	\$33,626,658.74	\$26,783,020.09	\$6,808,784.95	20.27%	C+
Atkins North America, Inc.		C-691A ATKINS REALIS USA, INC. / Trenton-Morrisville Toll Bridge All Electronic Tolling & PA Avenue Interchange Design	\$4,407,750.07	\$272,239.59	\$-	0.00%	N/A
Greenman-Pedersen, Inc.		C-694A GREENMAN-PEDERSEN, INC. / New Hope Lambertville TSB Rehabilitation - Preliminary, Final and Post Design - Consulting Engineer Agreement	\$2,280,484.05	\$1,360,853.80	\$681,897.19	33.38%	B+
French & Parrello Associates		C-696B FRENCH & PARRELLO ASSOCIATES, P.A. / TOA - Facilities - NJ - Consulting Engineer Agreement	\$500,000.00	\$98,391.08	\$40,744.52	29.28%	B
HDR Engineering, Inc. - Pittsburgh, PA		C-697A HDR ENGINEERING, INC. / Preliminary Engineering and Environmental Documentation for the Washington Crossing Bridge Replacement - Consulting Engineer Agreement	\$8,061,761.62	\$2,118,923.49	\$683,353.85	24.39%	C+
Greenman-Pedersen, Inc.		C-704A GREENMAN-PEDERSEN, INC. / TOA - New Hope-Lambertville Toll Bridge Salt Storage Building - CM/CI Services	\$610,849.20	\$607,268.69	\$2,876.58	0.47%	F
Johnson, Mirmiran and Thompson, Inc.		C-716A JOHNSON, MIRMIRAN & THOMPSON / TOA - Facilities - Consulting Engineer Agreement	\$500,000.00	\$274,248.65	\$48,594.97	15.05%	C
The Gordian Group, Inc.		C-727A THE GORDIAN GROUP, INC. / JOC - Program Manager Consultant - Consulting Engineer Agreement	\$2,950,000.00	\$1,134,844.86	\$729,008.62	39.11%	A
Rummel, Klepper and Kahl, LLP		C-728A RUMMEL, KLEPPER & KAHL / TOA - Electric Toll Collection / Tolling - PA - Consulting Engineer Agreement	\$500,000.00	\$385,325.84	\$114,472.44	22.90%	C+
French & Parrello Associates (IBE Prime)	VBE	C-729A FRENCH & PARRELLO ASSOCIATES, P.A. (IBE) / TOA - Facilities - NJ - Consulting Engineer Agreement	\$500,000.00	\$-	\$99,472.30	100.00%	A+
WSP/PARSONS BRINCKERHOFF, INC		C-750A WSP USA, INC. / TOA - Structural / Civil - Consulting Engineer Agreement	\$1,000,000.00	\$631,081.04	\$125,019.51	16.53%	C
Traffic Planning and Design, Inc.		C-751A TRAFFIC PLANNING AND DESIGN, INC. / TOA - Construction Inspection - Consulting Engineer Agreement	\$500,000.00	\$343,562.59	\$30,950.72	8.26%	D
Rummel, Klepper and Kahl, LLP		C-754A RUMMEL, KLEPPER & KAHL, LLP / New Hope Lambertville TB All Electronic Tolling (AET) Conversion Design - Consulting Engineer Agreement	\$1,540,341.14	\$1,057,987.98	\$428,199.60	28.81%	B
Pickering, Corts & Summerson, Inc. (IBE Prime)	SBE	C-757A-1 PICKERING, CORTS & SUMMERSON (IBE) / Professional Engineering Services for 2023-2024 Annual Inspections - Consulting Engineer Agreement	\$748,898.24	\$-	\$650,654.06	100.00%	A+
Pickering, Corts & Summerson, Inc. (IBE Prime)	SBE	C-757A-2 PICKERING, CORTS & SUMMERSON (IBE) / Professional Engineering Services for 2021-2026 Annual Inspections - Consulting Engineer Agreement	\$828,244.21	\$-	\$342,157.17	100.00%	A+
Naik Consulting Group, P.C. (IBE Prime)	DBE	C-759A NAIK CONSULTING GROUP, PC (IBE) / TOA - Structural / Civil - Consulting Engineer Agreement	\$1,000,000.00	\$-	\$759,645.97	100.00%	A+
Remington & Vernick		C-760A REMINGTON & VERNICK ENGINEERS, INC. / TOA - Construction Management Services - Consulting Engineer Agreement	\$500,000.00	\$243,621.95	\$72,914.60	23.04%	C+
Pennoni Associates Inc		C-761A PENNONI ASSOCIATES, INC. / Traffic Engineering Consultant 2021-2022 Annual Reports - Consulting Engineer Agreement	\$303,088.00	\$230,157.79	\$-	0.00%	N/A
Arora and Associates, P.C. (IBE Prime)	MBE	C-766A ARORA & ASSOCIATES, PC (IBE) / I-78 NJ Roadway Rehabilitation and Power & Communication Infrastructure - Final and Post Design - Consulting Engineer Agreement	\$2,900,943.54	\$4,147.00	\$2,704,787.69	99.85%	A+
Traffic Planning and Design, Inc.		C-769A TRAFFIC PLANNING & DESIGN, INC. / TOA - Structural / Civil - Consulting Engineer Agreement	\$1,000,000.00	\$633,687.80	\$207,471.60	24.67%	C+

\*Met or Exceeded the Target

\*Did Not Meet the Target

\*P/T/D = Paid To Date

**Delaware River Joint Toll Bridge Commission**

Meeting of March 30, 2026

**Active Professional Services Projects Payments Detail Report**

Date: From 07/01/2014 To 02/28/2026

IBE Payments Legend	
Score Rankings	IBE Commitment Participation
<b>A+</b>	<b>45% &amp; above</b>
<b>A</b>	<b>35% to 44.9%</b>
<b>B+</b>	<b>30% to 34.9%</b>
<b>B</b>	<b>25% to 29.9%</b>
<b>C+</b>	<b>20% to 24.9%</b>
<b>C</b>	<b>15% to 19.9%</b>
<b>D+</b>	<b>10% to 14.9%</b>
<b>D</b>	<b>5% to 9.9%</b>
<b>F</b>	<b>4.9% &amp; below</b>

Prime Consultants	IBE Firm	Project Title	Initial Contract Value	Prime P / T / D	IBE P / T / D	IBE Actual	Score
Rummel, Klepper and Kahl, LLP		C-770A RUMMEL, KLEPPER & KAHL, LLP / TOA - Electronic Toll Collection / Tolling - Consulting Engineer Agreement	\$2,993,849.54	\$572,759.17	\$133,635.68	18.92%	C
French & Parrello Associates		C-771A FRENCH & PARRELLO ASSOCIATES, P.A. / TOA - Facilities - Consulting Engineer Agreement	\$1,185,000.00	\$721,058.31	\$199,388.39	21.66%	C+
KS Engineers, P.C. (IBE Prime)	MBE	C-772A KS ENGINEERS, PC (IBE) / TOA - Construction Inspection - Consulting Engineer Agreement	\$500,000.00	\$-	\$389,645.24	100.00%	A+
IH Engineers, P.C. (IBE Prime)	SBE	C-782A IH ENGINEERS, PC (IBE) / Underwater Substructure Improvement Design - All Regions - Professional Engineering Services Agreement	\$1,886,074.12	\$238,299.03	\$843,414.15	77.97%	A+
Traffic Planning and Design, Inc.		C-788A TRAFFIC PLANNING & DESIGN, INC. / TOA - Structural / Civil - Consulting Engineer Agreement	\$1,000,000.00	\$479,773.58	\$60,368.90	11.18%	D+
Pennoni Associates Inc		C-789A PENNONI ASSOCIATES, INC. / TOA - Consulting Engineer Agreement	\$500,000.00	\$135,770.05	\$26,821.92	16.50%	C
Traffic Planning and Design, Inc.		C-802A TRAFFIC PLANNING AND DESIGN, INC. / TOA - PROFESSIONAL ENGINEERING SERVICES - STRUCTURAL / CIVIL	\$1,000,000.00	\$-	\$-	0.00%	N/A
French & Parrello Associates		C-803A FRENCH & PARRELLO ASSOCIATES, PA / TOA - Consulting Engineer Agreement	\$1,000,000.00	\$113,102.52	\$128,247.68	53.14%	A+
STV, INC		C-804A STV, INC. / TOA - Professional Engineering Services - Construction Inspection Services	\$500,000.00	\$55,262.34	\$-	0.00%	N/A
Joseph Jingoli & Son, Inc.		CM-519A JOSEPH JINGOLI & SON, INC. / Southern Operations & Maintenance Facilities Improvements - Consulting Engineer Agreement	\$3,611,070.08	\$2,630,781.57	\$909,743.89	25.70%	B
Johnson, Mirmiran and Thompson, Inc.		CM-590A JOHNSON, MIRMIRAN AND THOMPSON, INC. / Northampton St. TSB Rehabilitation - CM / CI Services - Consulting Engineer Agreement	\$1,554,968.16	\$954,373.01	\$325,198.53	25.41%	B
Urban Engineers, Inc.		CM-642A URBAN ENGINEERS, INC. / UHLERSTOWN - FRENCHTOWN TSB REHABILITATION / CONSTRUCTION MANAGEMENT & INSPECTION SERVICES	\$1,587,138.62	\$955,557.53	\$114,956.71	10.74%	D+
Urban Engineers, Inc.		CM-694A URBAN ENGINEERS, INC. / New Hope Lambertville TSB Rehabilitation - CM / CI Services - Consulting Engineer Agreement	\$1,664,394.93	\$988,245.05	\$468,612.30	32.17%	B+
STV Inc. - Trenton, NJ		CM-754A STV, INC. / New Hope - Lambertville Toll Bridge - All Electronic Tolling Conversion & PA Abutment Backwall Replacement - CM & CI Services	\$2,476,202.84	\$678,697.75	\$24,960.00	3.55%	F
Greenman-Pedersen, Inc.		CM-766A GREENMAN-PEDERSEN, INC. / I-78 NJ Roadway Rehabilitation and Power & Communication Infrastructure Improvements - CM / CI Services - Consulting Engineer Agreement	\$2,269,002.48	\$2,017,123.90	\$252,159.29	11.11%	D+

\*Met or Exceeded the Target

\*Did Not Meet the Target

\*P/T/D = Paid To Date

**Delaware River Joint Toll Bridge Commission**

Meeting of March 30, 2026

**Completed Construction Projects - Summary's & Scores (IBE Payments, Workforce Hours & Ethnicity Participation)**

Date: From 07/01/2014 To 02/28/2026

IBE Payments Legend	
Score Rankings	IBE Commitment Participation
A+	45% & above
A	35% to 44.9%
B+	30% to 34.9%
B	25% to 29.9%
C+	20% to 24.9%
C	15% to 19.9%
D+	10% to 14.9%
D	5% to 9.9%
F	4.9% & below

Total of all Primes Contract Values **\$533,888,198.70**

Total Payments to all Primes **\$428,424,274.83**

Total Payments to all IBEs **\$105,463,923.87**

IBE Target **25.00%**

IBE Actual **19.75%**

Workforce Utilization Legend		
Score Rankings	Workforce Commitment Participation	Ethnicity & Gender Participation
A+	30% & above	25% & above
A	25% to 29.9%	15% to 24.9%
B+	20% to 24.9%	over 15%
B	15% to 19.9%	10% to 14.9%
C+	10% to 14.9%	over 10%
C	10% to 14.9%	7.5% to 9.9%
D+	5% to 9.9%	over 7.5%
D	5% to 9.9%	5% to 7.4%
F	4.9% & below	4.9% & below

COMPLETED CONSTRUCTION PROJECTS														
Payments Summary					Workforce Hours Summary 19.68%					Ethnicity Participation Summary				
Total Contracts Value	Total Prime P / T / D	Total IBE P / T / D	Total IBE %	Payments Score (Total IBE Payments)	Total Number of Workers	Total Hours Worked	Caucasian Hours	Total Minority Hours	Total Women Hours	Workforce Score (Total Hours Worked)	Caucasian %	Minority %	Women %	Ethnicity Score (Total Participation)
\$533,888,198.70	\$428,424,274.83	\$105,463,923.87	19.75%	C	4,444	1,738,348.70	1,442,435.56	295,913.14	46,110.00	B	82.98%	17.02%	2.65%	A

T-508A BRACY - I-78 Maintenance Garage Expansion at I-78 PA Welcome Center / Maintenance Facility														
Payments Summary					Workforce Hours Summary 7.39%					Ethnicity Participation Summary				
Total Contracts Value	Total Prime P / T / D	Total IBE P / T / D	Total IBE %	Payments Score (Total IBE Payments)	Total Number of Workers	Total Hours Worked	Caucasian Hours	Total Minority Hours	Total Women Hours	Workforce Score (Total Hours Worked)	Caucasian %	Minority %	Women %	Ethnicity Score (Total Participation)
\$9,845,176.91	\$8,255,795.37	\$1,589,381.54	16.14%	C	244	31,516.58	30,048.08	1,468.50	861.25	D	95.34%	4.66%	2.73%	F

T-514A WEST SIDE - DIII Toll Bridges Facilities Emergency Standby Generators Improvements														
Payments Summary					Workforce Hours Summary 0.00%					Ethnicity Participation Summary				
Total Contracts Value	Total Prime P / T / D	Total IBE P / T / D	Total IBE %	Payments Score (Total IBE Payments)	Total Number of Workers	Total Hours Worked	Caucasian Hours	Total Minority Hours	Total Women Hours	Workforce Score (Total Hours Worked)	Caucasian %	Minority %	Women %	Ethnicity Score (Total Participation)
\$644,686.00	\$447,346.01	\$197,339.99	30.61%	B+	0	0.00	0.00	0.00	0.00	N/A	0.00%	0.00%	0.00%	N/A

T-566A INTERCOUNTY PAVING - PORTLAND COLUMBIA TOLL BRIDGE APPROACH ROADWAY IMPROVEMENTS														
Payments Summary					Workforce Hours Summary 0.00%					Ethnicity Participation Summary				
Total Contracts Value	Total Prime P / T / D	Total IBE P / T / D	Total IBE %	Payments Score (Total IBE Payments)	Total Number of Workers	Total Hours Worked	Caucasian Hours	Total Minority Hours	Total Women Hours	Workforce Score (Total Hours Worked)	Caucasian %	Minority %	Women %	Ethnicity Score (Total Participation)
\$6,193,334.28	\$4,315,427.42	\$1,877,906.86	30.32%	B+	0	0.00	0.00	0.00	0.00	N/A	0.00%	0.00%	0.00%	N/A

T-611A MAGNUM (IBE) NH-L Toll Bridge Salt Storage Facility														
Payments Summary					Workforce Hours Summary 2.16%					Ethnicity Participation Summary				
Total Contracts Value	Total Prime P / T / D	Total IBE P / T / D	Total IBE %	Payments Score (Total IBE Payments)	Total Number of Workers	Total Hours Worked	Caucasian Hours	Total Minority Hours	Total Women Hours	Workforce Score (Total Hours Worked)	Caucasian %	Minority %	Women %	Ethnicity Score (Total Participation)
\$1,348,934.71	\$-	\$1,348,934.71	100.00%	A+	65	5,925.50	5,805.50	120.00	8.00	F	97.97%	2.03%	0.14%	F

T-641A MERC0 - Easton / Phillipsburg Ramp C Stabilization														
Payments Summary					Workforce Hours Summary 0.00%					Ethnicity Participation Summary				
Total Contracts Value	Total Prime P / T / D	Total IBE P / T / D	Total IBE %	Payments Score (Total IBE Payments)	Total Number of Workers	Total Hours Worked	Caucasian Hours	Total Minority Hours	Total Women Hours	Workforce Score (Total Hours Worked)	Caucasian %	Minority %	Women %	Ethnicity Score (Total Participation)
\$998,300.00	\$-	\$998,300.00	100.00%	A+	0	0.00	0.00	0.00	0.00	N/A	0.00%	0.00%	0.00%	N/A

T-644A J.D. ECKMAN - Easton Phillipsburg TB Facility Administration Bldg.														
Payments Summary					Workforce Hours Summary 28.50%					Ethnicity Participation Summary				
Total Contracts Value	Total Prime P / T / D	Total IBE P / T / D	Total IBE %	Payments Score (Total IBE Payments)	Total Number of Workers	Total Hours Worked	Caucasian Hours	Total Minority Hours	Total Women Hours	Workforce Score (Total Hours Worked)	Caucasian %	Minority %	Women %	Ethnicity Score (Total Participation)
\$11,038,703.72	\$7,971,977.75	\$3,066,725.97	27.78%	B	320	47,800.75	35,278.00	12,522.75	1,098.75	A	73.80%	26.20%	2.30%	A+

Delaware River Joint Toll Bridge Commission

Meeting of March 30, 2026

Completed Construction Projects - Summary's & Scores (IBE Payments, Workforce Hours & Ethnicity Participation)

Date: From 07/01/2014 To 02/28/2026

IBE Payments Legend	
Score Rankings	IBE Commitment Participation
A+	45% & above
A	35% to 44.9%
B+	30% to 34.9%
B	25% to 29.9%
C+	20% to 24.9%
C	15% to 19.9%
D+	10% to 14.9%
D	5% to 9.9%
F	4.9% & below

Total of all Primes Contract Values \$533,888,198.70

Total Payments to all Primes \$428,424,274.83

Total Payments to all IBEs \$105,463,923.87

IBE Target 25.00%

IBE Actual 19.75%

Workforce Utilization Legend		
Score Rankings	Workforce Commitment Participation	Ethnicity & Gender Participation
A+	30% & above	25% & above
A	25% to 29.9%	15% to 24.9%
B+	20% to 24.9%	over 15%
B	15% to 19.9%	10% to 14.9%
C+	10% to 14.9%	over 10%
C	10% to 14.9%	7.5% to 9.9%
D+	5% to 9.9%	over 7.5%
D	5% to 9.9%	5% to 7.4%
F	4.9% & below	4.9% & below

T-645A MJF Building & Facilities Energy Conservation														
Payments Summary				Workforce Hours Summary 23.54%						Ethnicity Participation Summary				
Total Contracts Value	Total Prime P / T / D	Total IBE P / T / D	Total IBE %	Payments Score (Total IBE Payments)	Total Number of Workers	Total Hours Worked	Caucasian Hours	Total Minority Hours	Total Women Hours	Workforce Score (Total Hours Worked)	Caucasian %	Minority %	Women %	Ethnicity Score (Total Participation)
\$5,376,806.87	\$-	\$5,376,806.87	100.00%	A+	46	9,735.28	7,509.23	2,226.05	65.75	B+	77.13%	22.87%	0.68%	A

T-645B SCHNEIDER ELECTRIC Building & Facilities Energy Conservation Measures - Mechanical/Controls														
Payments Summary				Workforce Hours Summary 0.00%						Ethnicity Participation Summary				
Total Contracts Value	Total Prime P / T / D	Total IBE P / T / D	Total IBE %	Payments Score (Total IBE Payments)	Total Number of Workers	Total Hours Worked	Caucasian Hours	Total Minority Hours	Total Women Hours	Workforce Score (Total Hours Worked)	Caucasian %	Minority %	Women %	Ethnicity Score (Total Participation)
\$1,247,159.50	\$1,117,634.00	\$129,525.50	10.39%	D+	7	1,625.50	1,625.50	0.00	0.00	F	100.00%	0.00%	0.00%	F

T-661A TRC - SFB Replacement Project Subsurface Boring & Sampling														
Payments Summary				Workforce Hours Summary 0.00%						Ethnicity Participation Summary				
Total Contracts Value	Total Prime P / T / D	Total IBE P / T / D	Total IBE %	Payments Score (Total IBE Payments)	Total Number of Workers	Total Hours Worked	Caucasian Hours	Total Minority Hours	Total Women Hours	Workforce Score (Total Hours Worked)	Caucasian %	Minority %	Women %	Ethnicity Score (Total Participation)
\$1,438,941.98	\$1,204,475.68	\$234,466.30	16.29%	C	0	0.00	0.00	0.00	0.00	N/A	0.00%	0.00%	0.00%	N/A

T-666A PKF - SFB Replacement Project Construction for PA Noise Walls														
Payments Summary				Workforce Hours Summary 14.94%						Ethnicity Participation Summary				
Total Contracts Value	Total Prime P / T / D	Total IBE P / T / D	Total IBE %	Payments Score (Total IBE Payments)	Total Number of Workers	Total Hours Worked	Caucasian Hours	Total Minority Hours	Total Women Hours	Workforce Score (Total Hours Worked)	Caucasian %	Minority %	Women %	Ethnicity Score (Total Participation)
\$11,219,737.01	\$7,880,950.78	\$3,338,786.23	29.76%	B	42	5,738.00	5,122.00	616.00	241.50	C	89.26%	10.74%	4.21%	B

T-667A AP CONSTRUCTION - SFB Replacement Project Tree Clearing														
Payments Summary				Workforce Hours Summary 0.00%						Ethnicity Participation Summary				
Total Contracts Value	Total Prime P / T / D	Total IBE P / T / D	Total IBE %	Payments Score (Total IBE Payments)	Total Number of Workers	Total Hours Worked	Caucasian Hours	Total Minority Hours	Total Women Hours	Workforce Score (Total Hours Worked)	Caucasian %	Minority %	Women %	Ethnicity Score (Total Participation)
\$1,721,688.26	\$1,266,863.25	\$454,825.01	26.42%	B	0	0.00	0.00	0.00	0.00	N/A	0.00%	0.00%	0.00%	N/A

T-668A TRUMBULL 2 New Jersey - SFB Replacement Project														
Payments Summary				Workforce Hours Summary 21.57%						Ethnicity Participation Summary				
Total Contracts Value	Total Prime P / T / D	Total IBE P / T / D	Total IBE %	Payments Score (Total IBE Payments)	Total Number of Workers	Total Hours Worked	Caucasian Hours	Total Minority Hours	Total Women Hours	Workforce Score (Total Hours Worked)	Caucasian %	Minority %	Women %	Ethnicity Score (Total Participation)
\$-	\$-	\$-	0.00%	N/A	1,729	666,190.74	539,434.44	126,756.30	16,967.50	B+	80.97%	19.03%	2.55%	A

T-668A TRUMBULL 1 Pennsylvania SFB Bridge Replacement Project														
Payments Summary				Workforce Hours Summary 18.76%						Ethnicity Participation Summary				
Total Contracts Value	Total Prime P / T / D	Total IBE P / T / D	Total IBE %	Payments Score (Total IBE Payments)	Total Number of Workers	Total Hours Worked	Caucasian Hours	Total Minority Hours	Total Women Hours	Workforce Score (Total Hours Worked)	Caucasian %	Minority %	Women %	Ethnicity Score (Total Participation)
\$437,608,416.90	\$361,963,552.65	\$75,644,864.25	17.29%	C	1,953	841,284.08	709,643.76	131,640.32	26,191.25	B	84.35%	15.65%	3.11%	A

**Delaware River Joint Toll Bridge Commission**

Meeting of March 30, 2026

**Completed Construction Projects - Summary's & Scores (IBE Payments, Workforce Hours & Ethnicity Participation)**

Date: From 07/01/2014 To 02/28/2026

IBE Payments Legend	
Score Rankings	IBE Commitment Participation
A+	45% & above
A	35% to 44.9%
B+	30% to 34.9%
B	25% to 29.9%
C+	20% to 24.9%
C	15% to 19.9%
D+	10% to 14.9%
D	5% to 9.9%
F	4.9% & below

Total of all Primes Contract Values **\$533,888,198.70**

Total Payments to all Primes **\$428,424,274.83**

Total Payments to all IBEs **\$105,463,923.87**

IBE Target **25.00%**

IBE Actual **19.75%**

Workforce Utilization Legend		
Score Rankings	Workforce Commitment Participation	Ethnicity & Gender Participation
A+	30% & above	25% & above
A	25% to 29.9%	15% to 24.9%
B+	20% to 24.9%	over 15%
B	15% to 19.9%	10% to 14.9%
C+	10% to 14.9%	over 10%
C	10% to 14.9%	7.5% to 9.9%
D+	5% to 9.9%	over 7.5%
D	5% to 9.9%	5% to 7.4%
F	4.9% & below	4.9% & below

T-705A SPARWICK - I-78 Toll Plaza Bumper Block Replacement														
Payments Summary				Workforce Hours Summary 0.00%						Ethnicity Participation Summary				
Total Contracts Value	Total Prime P / T / D	Total IBE P / T / D	Total IBE %	Payments Score (Total IBE Payments)	Total Number of Workers	Total Hours Worked	Caucasian Hours	Total Minority Hours	Total Women Hours	Workforce Score (Total Hours Worked)	Caucasian %	Minority %	Women %	Ethnicity Score (Total Participation)
\$160,006.00	\$-	\$160,006.00	100.00%	A+	0	0.00	0.00	0.00	0.00	N/A	0.00%	0.00%	0.00%	N/A

T-707A Bracy Commission Administration Building at SFB & Adaptive Reuse of the 1799 Building														
Payments Summary				Workforce Hours Summary 12.32%						Ethnicity Participation Summary				
Total Contracts Value	Total Prime P / T / D	Total IBE P / T / D	Total IBE %	Payments Score (Total IBE Payments)	Total Number of Workers	Total Hours Worked	Caucasian Hours	Total Minority Hours	Total Women Hours	Workforce Score (Total Hours Worked)	Caucasian %	Minority %	Women %	Ethnicity Score (Total Participation)
\$21,468,985.71	\$17,086,817.88	\$4,382,167.83	20.41%	C+	435	80,061.86	70,408.20	9,653.66	209.00	C	87.94%	12.06%	0.26%	B

T-708A Allied Painting New Hope-Lambertville Toll Bridge Floor System Rehabilitation -Facility Administration Building														
Payments Summary				Workforce Hours Summary 64.86%						Ethnicity Participation Summary				
Total Contracts Value	Total Prime P / T / D	Total IBE P / T / D	Total IBE %	Payments Score (Total IBE Payments)	Total Number of Workers	Total Hours Worked	Caucasian Hours	Total Minority Hours	Total Women Hours	Workforce Score (Total Hours Worked)	Caucasian %	Minority %	Women %	Ethnicity Score (Total Participation)
\$1,546,100.00	\$1,375,155.72	\$170,944.28	11.06%	D+	26	5,244.00	1,842.50	3,401.50	0.00	A+	35.14%	64.86%	0.00%	A+

T-711AR BRACY - Easton Phillipsburg Toll Bridge Salt Storage Building														
Payments Summary				Workforce Hours Summary 15.61%						Ethnicity Participation Summary				
Total Contracts Value	Total Prime P / T / D	Total IBE P / T / D	Total IBE %	Payments Score (Total IBE Payments)	Total Number of Workers	Total Hours Worked	Caucasian Hours	Total Minority Hours	Total Women Hours	Workforce Score (Total Hours Worked)	Caucasian %	Minority %	Women %	Ethnicity Score (Total Participation)
\$1,666,931.06	\$1,648,203.12	\$18,727.94	1.12%	F	77	5,669.75	4,784.50	885.25	0.00	B	84.39%	15.61%	0.00%	A

T-717A BRACY Milford-Montague Toll Bridge Salt Storage Building														
Payments Summary				Workforce Hours Summary 7.70%						Ethnicity Participation Summary				
Total Contracts Value	Total Prime P / T / D	Total IBE P / T / D	Total IBE %	Payments Score (Total IBE Payments)	Total Number of Workers	Total Hours Worked	Caucasian Hours	Total Minority Hours	Total Women Hours	Workforce Score (Total Hours Worked)	Caucasian %	Minority %	Women %	Ethnicity Score (Total Participation)
\$1,232,810.45	\$1,162,221.49	\$70,588.96	5.73%	D	43	3,227.00	2,978.50	248.50	0.00	D	92.30%	7.70%	0.00%	C

T-719A ROAD-CON Delaware Water Gap Toll Bridge Facility Westbound Toll Plaza Roadway and NJ Approach Repairs.														
Payments Summary				Workforce Hours Summary 23.68%						Ethnicity Participation Summary				
Total Contracts Value	Total Prime P / T / D	Total IBE P / T / D	Total IBE %	Payments Score (Total IBE Payments)	Total Number of Workers	Total Hours Worked	Caucasian Hours	Total Minority Hours	Total Women Hours	Workforce Score (Total Hours Worked)	Caucasian %	Minority %	Women %	Ethnicity Score (Total Participation)
\$3,554,825.27	\$2,944,773.45	\$610,051.82	17.16%	C	123	9,822.57	7,915.77	1,906.80	419.50	B+	80.59%	19.41%	4.27%	A

T-730A BRACY Southern Operations & Maintenance Facilities Improvements Trenton Morrisville Salt Operations														
Payments Summary				Workforce Hours Summary 6.85%						Ethnicity Participation Summary				
Total Contracts Value	Total Prime P / T / D	Total IBE P / T / D	Total IBE %	Payments Score (Total IBE Payments)	Total Number of Workers	Total Hours Worked	Caucasian Hours	Total Minority Hours	Total Women Hours	Workforce Score (Total Hours Worked)	Caucasian %	Minority %	Women %	Ethnicity Score (Total Participation)
\$3,234,621.97	\$2,784,596.08	\$450,025.89	13.91%	D+	57	5,831.08	5,471.58	359.50	40.00	D	93.83%	6.17%	0.69%	D

**Delaware River Joint Toll Bridge Commission**

Meeting of March 30, 2026

**Completed Construction Projects - Summary's & Scores (IBE Payments, Workforce Hours & Ethnicity Participation)**

Date: From 07/01/2014 To 02/28/2026

IBE Payments Legend	
Score Rankings	IBE Commitment Participation
A+	45% & above
A	35% to 44.9%
B+	30% to 34.9%
B	25% to 29.9%
C+	20% to 24.9%
C	15% to 19.9%
D+	10% to 14.9%
D	5% to 9.9%
F	4.9% & below

Total of all Primes Contract Values **\$533,888,198.70**

Total Payments to all Primes **\$428,424,274.83**

Total Payments to all IBEs **\$105,463,923.87**

IBE Target **25.00%**

IBE Actual **19.75%**

Workforce Utilization Legend		
Score Rankings	Workforce Commitment Participation	Ethnicity & Gender Participation
A+	30% & above	25% & above
A	25% to 29.9%	15% to 24.9%
B+	20% to 24.9%	over 15%
B	15% to 19.9%	10% to 14.9%
C+	10% to 14.9%	over 10%
C	10% to 14.9%	7.5% to 9.9%
D+	5% to 9.9%	over 7.5%
D	5% to 9.9%	5% to 7.4%
F	4.9% & below	4.9% & below

**T-746A ROAD-CON, INC. / Trenton Morrisville TB Roadway repaving and Deck Sealing Improvements**

Payments Summary					Workforce Hours Summary 25.00%					Ethnicity Participation Summary				
Total Contracts Value	Total Prime P / T / D	Total IBE P / T / D	Total IBE %	Payments Score (Total IBE Payments)	Total Number of Workers	Total Hours Worked	Caucasian Hours	Total Minority Hours	Total Women Hours	Workforce Score (Total Hours Worked)	Caucasian %	Minority %	Women %	Ethnicity Score (Total Participation)
\$-	\$-	\$-	0.00%	N/A	5	64.00	48.00	16.00	0.00	A	75.00%	25.00%	0.00%	A+

**T-746B ROAD-CON, INC. / Trenton Morrisville TB Roadway Repaving and Deck Sealing Improvements**

Payments Summary					Workforce Hours Summary 23.18%					Ethnicity Participation Summary				
Total Contracts Value	Total Prime P / T / D	Total IBE P / T / D	Total IBE %	Payments Score (Total IBE Payments)	Total Number of Workers	Total Hours Worked	Caucasian Hours	Total Minority Hours	Total Women Hours	Workforce Score (Total Hours Worked)	Caucasian %	Minority %	Women %	Ethnicity Score (Total Participation)
\$5,603,676.34	\$4,949,916.35	\$653,759.99	11.67%	D+	107	11,213.25	8,617.50	2,595.75	3.00	B+	76.85%	23.15%	0.03%	A

**TS-639B MOUNT CONSTRUCTION - Lower Trenton TSB Approach Roadways Improvements**

Payments Summary					Workforce Hours Summary 0.00%					Ethnicity Participation Summary				
Total Contracts Value	Total Prime P / T / D	Total IBE P / T / D	Total IBE %	Payments Score (Total IBE Payments)	Total Number of Workers	Total Hours Worked	Caucasian Hours	Total Minority Hours	Total Women Hours	Workforce Score (Total Hours Worked)	Caucasian %	Minority %	Women %	Ethnicity Score (Total Participation)
\$2,090,794.00	\$-	\$2,090,794.00	100.00%	A+	0	0.00	0.00	0.00	0.00	N/A	0.00%	0.00%	0.00%	N/A

**TS-650A ROAD-CON - RIVERTON BELVIDERE TSB**

Payments Summary					Workforce Hours Summary 0.00%					Ethnicity Participation Summary				
Total Contracts Value	Total Prime P / T / D	Total IBE P / T / D	Total IBE %	Payments Score (Total IBE Payments)	Total Number of Workers	Total Hours Worked	Caucasian Hours	Total Minority Hours	Total Women Hours	Workforce Score (Total Hours Worked)	Caucasian %	Minority %	Women %	Ethnicity Score (Total Participation)
\$652,738.50	\$624,391.02	\$28,347.48	4.34%	F	0	0.00	0.00	0.00	0.00	N/A	0.00%	0.00%	0.00%	N/A

**TS-677A SPARWICK - SF TSB Interim Deck Repairs on I-95**

Payments Summary					Workforce Hours Summary 13.62%					Ethnicity Participation Summary				
Total Contracts Value	Total Prime P / T / D	Total IBE P / T / D	Total IBE %	Payments Score (Total IBE Payments)	Total Number of Workers	Total Hours Worked	Caucasian Hours	Total Minority Hours	Total Women Hours	Workforce Score (Total Hours Worked)	Caucasian %	Minority %	Women %	Ethnicity Score (Total Participation)
\$999,656.00	\$-	\$999,656.00	100.00%	A+	8	580.00	501.00	79.00	0.00	C	86.38%	13.62%	0.00%	B

**TS-687A CARR & DUFF - Lower Trenton Toll Supported Bridge Replacement of Sign Lighting Elements**

Payments Summary					Workforce Hours Summary 1.50%					Ethnicity Participation Summary				
Total Contracts Value	Total Prime P / T / D	Total IBE P / T / D	Total IBE %	Payments Score (Total IBE Payments)	Total Number of Workers	Total Hours Worked	Caucasian Hours	Total Minority Hours	Total Women Hours	Workforce Score (Total Hours Worked)	Caucasian %	Minority %	Women %	Ethnicity Score (Total Participation)
\$647,000.00	\$483,367.42	\$163,632.58	25.29%	B	14	2,734.00	2,693.00	41.00	0.00	F	98.50%	1.50%	0.00%	F

**TS-699A CARR & DUFF LOWER TRENTON TSB APPROACH TRAFFIC SIGNAL EQUIPMENT UPGRADES**

Payments Summary					Workforce Hours Summary 28.52%					Ethnicity Participation Summary				
Total Contracts Value	Total Prime P / T / D	Total IBE P / T / D	Total IBE %	Payments Score (Total IBE Payments)	Total Number of Workers	Total Hours Worked	Caucasian Hours	Total Minority Hours	Total Women Hours	Workforce Score (Total Hours Worked)	Caucasian %	Minority %	Women %	Ethnicity Score (Total Participation)
\$161,150.32	\$99,981.32	\$61,169.00	37.96%	A	11	433.00	309.50	123.50	0.00	A	71.48%	28.52%	0.00%	A+

**Delaware River Joint Toll Bridge Commission**

Meeting of March 30, 2026

**Completed Construction Projects - Summary's & Scores (IBE Payments, Workforce Hours & Ethnicity Participation)**

Date: From 07/01/2014 To 02/28/2026

IBE Payments Legend	
Score Rankings	IBE Commitment Participation
A+	45% & above
A	35% to 44.9%
B+	30% to 34.9%
B	25% to 29.9%
C+	20% to 24.9%
C	15% to 19.9%
D+	10% to 14.9%
D	5% to 9.9%
F	4.9% & below

**Total of all Primes Contract Values \$533,888,198.70**

**Total Payments to all Primes \$428,424,274.83**

**Total Payments to all IBEs \$105,463,923.87**

**IBE Target 25.00%**

**IBE Actual 19.75%**

Workforce Utilization Legend		
Score Rankings	Workforce Commitment Participation	Ethnicity & Gender Participation
A+	30% & above	25% & above
A	25% to 29.9%	15% to 24.9%
B+	20% to 24.9%	over 15%
B	15% to 19.9%	10% to 14.9%
C+	10% to 14.9%	over 10%
C	10% to 14.9%	7.5% to 9.9%
D+	5% to 9.9%	over 7.5%
D	5% to 9.9%	5% to 7.4%
F	4.9% & below	4.9% & below

TTS-723A J FLETCHER CREAMER On Call Beam Guide Rail & Attenuator Replacement														
Payments Summary				Workforce Hours Summary 38.70%						Ethnicity Participation Summary				
Total Contracts Value	Total Prime P / T / D	Total IBE P / T / D	Total IBE %	Payments Score (Total IBE Payments)	Total Number of Workers	Total Hours Worked	Caucasian Hours	Total Minority Hours	Total Women Hours	Workforce Score (Total Hours Worked)	Caucasian %	Minority %	Women %	Ethnicity Score (Total Participation)
\$954,657.60	\$840,828.07	\$113,829.53	11.92%	D+	55	2,315.50	1,419.50	896.00	0.00	A+	61.30%	38.70%	0.00%	A+

TTS-736A RCC BUILDERS & DEVELOPERS (IBE) / JOC for Building and Facility Work North Region														
Payments Summary				Workforce Hours Summary 48.50%						Ethnicity Participation Summary				
Total Contracts Value	Total Prime P / T / D	Total IBE P / T / D	Total IBE %	Payments Score (Total IBE Payments)	Total Number of Workers	Total Hours Worked	Caucasian Hours	Total Minority Hours	Total Women Hours	Workforce Score (Total Hours Worked)	Caucasian %	Minority %	Women %	Ethnicity Score (Total Participation)
\$68,665.26	\$-	\$68,665.26	100.00%	A+	2	334.00	172.00	162.00	0.00	A+	51.50%	48.50%	0.00%	A+

TTS-737A RCC BUILDERS & DEVELOPERS (IBE) - Job Order Contracting for Building & Facility Work SOUTH REGION														
Payments Summary				Workforce Hours Summary 19.88%						Ethnicity Participation Summary				
Total Contracts Value	Total Prime P / T / D	Total IBE P / T / D	Total IBE %	Payments Score (Total IBE Payments)	Total Number of Workers	Total Hours Worked	Caucasian Hours	Total Minority Hours	Total Women Hours	Workforce Score (Total Hours Worked)	Caucasian %	Minority %	Women %	Ethnicity Score (Total Participation)
\$1,163,694.08	\$-	\$1,163,694.08	100.00%	A+	35	1,002.26	807.50	194.76	4.50	B	80.57%	19.43%	0.45%	A

**Delaware River Joint Toll Bridge Commission**

Meeting of March 30, 2026

**Completed Professional Services Projects Payments Detail Report**

Date: From 07/01/2014 To 02/28/2026

IBE Payments Legend	
Score Rankings	IBE Commitment Participation
A+	45% & above
A	35% to 44.9%
B+	30% to 34.9%
B	25% to 29.9%
C+	20% to 24.9%
C	15% to 19.9%
D+	10% to 14.9%
D	5% to 9.9%
F	4.9% & below

Summary	Contract Value	Prime P / T / D	IBE P / T / D	IBE Actual	Score
Professional and Construction Projects Totals	\$590,368,526.06	\$467,364,347.32	\$123,004,178.74	20.84%	C+
Professional Services Projects Totals	\$56,480,327.36	\$38,940,072.49	\$17,540,254.87	31.06%	B+

Prime Consultants	IBE Firm	Project Title	Contract Value	Prime P / T / D	IBE P / T / D	IBE Actual	Score
Burns Engineering, Inc.		C-508A BURNS - I-78 Maintenance Garage Expansion	\$717,042.74	\$411,246.80	\$305,795.94	42.65%	A
GFT Infrastructure, Inc		C-644A GANNETT - I-78 Bridges & Approach Slab Rehabilitation	\$600,565.63	\$557,640.16	\$42,925.47	7.15%	D
Ammann & Whitney		C-650A AMMANN - Riverton / Belvidere TSB Critical Member Strengthening - Design	\$451,072.33	\$414,724.53	\$36,347.80	8.06%	D
Joseph Jingoli & Son, Inc.		C-657A JINGOLI - TOA / Building Construction Management Services - PA Assignment Level 3 Toll Bridge Facilities Energy Contract	\$297,447.96	\$284,067.96	\$13,380.00	4.50%	F
McCormick Taylor, Inc.		C-662A MCCORMICK - SFB Replacement Public Involvement Services	\$1,579,419.61	\$1,196,433.77	\$382,985.84	24.25%	C+
Pennoni Associates Inc		C-663A PENNONI - SFB Replacement Project Traffic Engineering Services Pre-construction Traffic Study	\$237,424.67	\$118,877.43	\$118,547.24	49.93%	A+
Cherry, Weber & Associates, P.C.		C-684A-1/2 Van Cleef Engineering Associates, LLC - formally - CHERRY WEBER ENG.-General Engineering Services 2015-2018 Annual Inspections for contract C-684A-1	\$1,222,340.65	\$929,982.50	\$292,358.15	23.92%	C+
Johnson, Mirmiran and Thompson, Inc.		C-696A JMT - TOA / Engineering Services - PA Assignment	\$436,347.22	\$343,504.80	\$92,842.42	21.28%	C+
Rummel, Klepper and Kahl, LLP		C-701A RK&K - TOA / Engineering Services for Electronic Toll Collection Systems	\$461,812.98	\$370,348.83	\$91,464.15	19.81%	C
IH Engineers, P.C. (IBE Prime)	MBE	C-702B IH ENGS (IBE)- STRUCTURAL / CIVIL TASK ORDER AGREEMENT - NJ ASSIGNMENT	\$863,109.07	\$-	\$863,109.07	100.00%	A+
Urban Engineers, Inc.		C-703A URBAN - TOA / Construction Management Services for PA Assignment	\$445,990.62	\$356,313.87	\$89,676.75	20.11%	C+
USA Architects (IBE Prime)	SBE	C-707A USA - Commission Administration Building at Scudder Falls	\$1,376,354.11	\$9,298.69	\$1,367,055.42	99.32%	A+
Pennoni Associates Inc		C-715A PENNONI ASSOCIATES INC -Structural/Civil Task Order Agreement - PA Assignment	\$826,516.45	\$628,207.80	\$198,308.65	23.99%	C+
Arora and Associates, P.C. (IBE Prime)	MBE	C-732A ARORA AND ASSOCIATES, PC. (IBE) / TOA - Structural / Civil - NJ - Consulting Engineer Agreement	\$788,087.07	\$-	\$788,087.07	100.00%	A+
KS Engineers, P.C. (IBE Prime)	MBE	C-733A KS ENGINEERS, P.C. - CONSTRUCTION MANAGEMENT SERVICES TASK ORDER AGREEMENT FOR PROFESSIONAL ENGINEERING SERVICES	\$459,522.55	\$-	\$459,522.55	100.00%	A+
Pickering, Corts & Summerson, Inc. (IBE Prime)	SBE	C-757A - PICKERING, CORTS & SUMMERSON -- SBE - PROFESSIONAL ENGINEERING SERVICES FOR THE GENENRAL ENGINEERING SERVICES 2021-2021 ANNUAL INSPECTION	\$531,101.62	\$-	\$531,101.62	100.00%	A+
Jacobs Engineering Group Inc.		CI-566A JACOBS - Portland / Columbia Toll Bridge Approach Roadways Improvements	\$476,991.53	\$332,518.42	\$144,473.11	30.29%	B+
Jacobs Engineering Group Inc.		CI-665A JACOBS - SFB Replacement Project Engineering Services for PA Noise Walls Construction	\$626,933.76	\$582,167.71	\$44,766.05	7.14%	D
TRC Engineers		CI-671A TRC - SFB Replacement Project Engineering Services for PA Approach Improvements	\$4,191,312.55	\$2,789,756.02	\$1,401,556.53	33.44%	B+
WSP/PARSONS BRINCKERHOFF, INC		CI-672A PARSONS (WSP) - SFB Replacement Project Engineering Services for Main River Bridge Replacement	\$5,398,968.46	\$4,000,670.37	\$1,398,298.09	25.90%	B
GFT Infrastructure, Inc		CI-673A GANNETT - SFB Replacement Project Engineering Services for NJ Approach Construction	\$6,084,459.84	\$4,151,515.64	\$1,932,944.20	31.77%	B+
STV Inc. - Trenton, NJ		CM-508A STV - I-78 Maintenance Garage Expansion Engineering Services for Construction Management	\$582,335.21	\$537,483.42	\$44,851.79	7.70%	D
Greenman-Pedersen, Inc.		CM-644A GPI - I-78 Bridges and Approach Slabs Rehabilitation Construction Management / Inspection Services	\$1,429,603.53	\$1,162,668.81	\$266,934.72	18.67%	C

\*Met or Exceeded the Target

\*Did Not Meet the Target

\*P/T/D = Paid To Date

Delaware River Joint Toll Bridge Commission

Meeting of March 30, 2026

Completed Professional Services Projects Payments Detail Report

Date: From 07/01/2014 To 02/28/2026

IBE Payments Legend	
Score Rankings	IBE Commitment Participation
A+	45% & above
A	35% to 44.9%
B+	30% to 34.9%
B	25% to 29.9%
C+	20% to 24.9%
C	15% to 19.9%
D+	10% to 14.9%
D	5% to 9.9%
F	4.9% & below

Prime Consultants	IBE Firm	Project Title	Contract Value	Prime P / T / D	IBE P / T / D	IBE Actual	Score
Greenman-Pedersen, Inc.		CM-664A GPI - SFB Replacement Project PA Noise Walls Construction Management Services	\$849,622.00	\$712,137.11	\$137,484.89	16.18%	C
Hill International, Inc. - Philadelphia, PA		CM-669A HILL - SFB Replacement Project Construction Management Services	\$25,015,064.91	\$18,555,377.52	\$6,459,687.39	25.82%	B
Joseph Jingoli & Son, Inc.		CM-707A JINGOLI - Commission Administration Building at Scudder Falls - Construction Management Services	\$530,880.29	\$495,130.33	\$35,749.96	6.73%	D

\*Met or Exceeded the Target

\*Did Not Meet the Target

\*P/T/D = Paid To Date

**Delaware River Joint Toll Bridge Commission  
Meeting of March 30, 2026**

**MINORITY, WOMEN AND SMALL BUSINESS ENTERPRISE PROGRAM**

The Delaware River Joint Toll Bridge Commission implemented a one-year Minority Business Enterprise (MBE) pilot program, with a 7% participation goal, and the Women Business Enterprise (WBE) pilot program with a 3% goal. These goals applied to consultants and contractors' participating in the Commission's Capital Program and were effective on September 1, 2008.

At its December 2008 Commission Meeting, the Commission revised the pilot program to specify a 25% Small Business Enterprise (SBE) goal to New Jersey assigned consultant contracts in lieu of the previously specified 7% MBE and 3% WBE goals.

At its December 2010 Commission Meeting, due to the success of the Commission's MWSBE Pilot Program, the Delaware River Joint Toll Bridge Commission adopted a resolution for permanent status of the Minority Business Enterprise (MBE) program, with a 7% participation goal, and the Women Business Enterprise (WBE) program with a 3% goal, and the Small Business Enterprise (SBE) program with a 25% goal. These goals apply to consultants and contractors' participating in the Commission's Capital Program.

The Contract Compliance Department continues to monitor, update and analyze the payments for the MWSBE diversity program.

- |   |                   |
|---|-------------------|
| a) PA Assigned Professional Services Contracts:       | 7% MBE and 3% WBE |
| b) No State Assigned Professional Services Contracts: | 7% MBE and 3% WBE |
| c) Capital Plan Construction Contracts:               | 7% MBE and 3% WBE |
| d) NJ Assigned Professional Services Contracts:       | 25% SBE           |

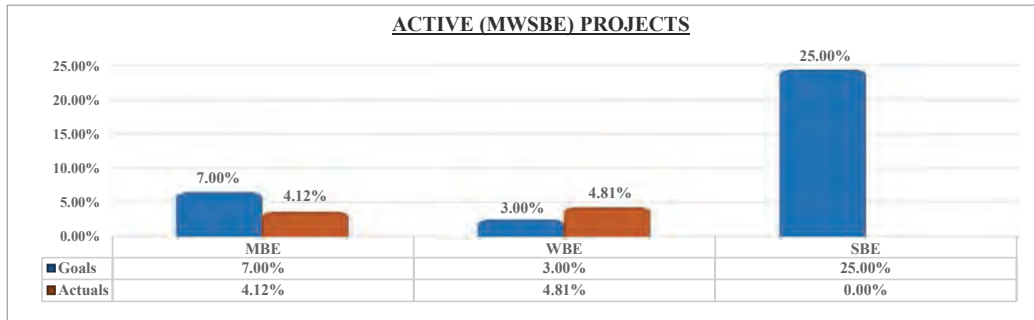
Numerous diversified businesses have benefited and continue to benefit from the Commission's previous M/W/SBE Program. The number of Contracts awarded during the MWSBE Program are as follows:

- |                                   |     |
|-----------------------------------|-----|
| ➤ Active Projects:                | 1   |
| ➤ Completed Projects:             | 76  |
| ➤ Total Capital Program Projects: | 77  |
| ➤ Total Number of Contractors:    | 180 |

As of July 1, 2014 projects fall into the status now commonly referred to as **IBE (Identified Business Enterprise)** with a projected target to be or to exceed 25% of the total project award amount.

Delaware River Joint Toll Bridge Commission  
Meeting of March 30, 2026

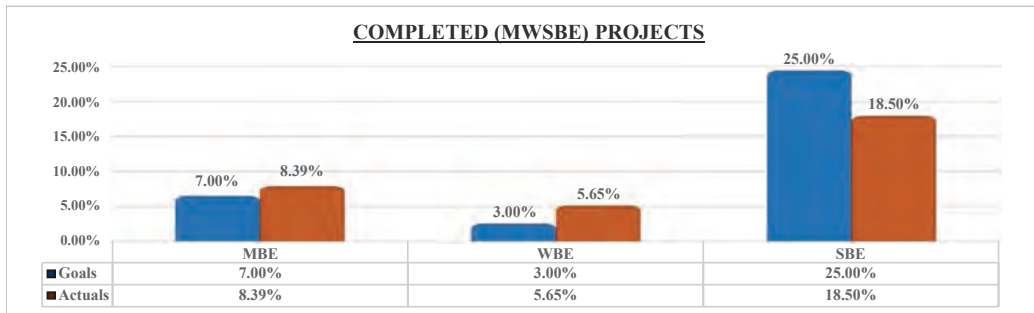
**ACTIVE and COMPLETED (MWSBE) PROJECTS PAYMENTS**



M/WBE Actual Summary Totals	MBE		WBE		SBE Actual Summary Totals	SBE	
	ACTUAL	PAYMENTS	ACTUAL	PAYMENTS		ACTUAL	PAYMENTS
\$2,836,555.02	4.12%	\$1,319,428.97	4.81%	\$1,542,076.15	\$0.00	0.00%	\$0.00

PROJECT NO.	CONTRACTOR / CONSULTANT	PROJECT VALUE	TOTAL PAYMENTS TO DATE	MBE GOAL 7%	MBE PAYMENTS	WBE GOAL 3%	WBE PAYMENTS	SBE GOAL 25%	SBE PAYMENTS
C-502A	AECOM Transp.	\$ 34,099,000.00	\$ 32,039,412.00	4.12%	\$ 1,319,428.97	4.81%	\$ 1,542,076.15	25%	-



M/WBE Actual Summary Totals	MBE		WBE		SBE Actual Summary Totals	SBE	
	ACTUAL	PAYMENTS	ACTUAL	PAYMENTS		ACTUAL	PAYMENTS
\$141,820,320.30	8.39%	\$11,903,166.05	5.65%	\$8,008,051.95	\$18,938,470.71	18.50%	\$3,502,973.00

The details relative to the Completed Projects data above are available in the following page.

**Delaware River Joint Toll Bridge Commission  
Meeting of March 30, 2026**

**Minority, Women and Small Business Enterprise Payment Reporting for  
Completed Contracts**

\*Categories highlighted below indicates the Prime has either met or exceeded the target.

PROJECT NO.	CONTRACTOR / CONSULTANT	CONTRACT VALUE	MBE GOAL 7.0 %	MBE PAYMENTS	WBE GOAL 3.0 %	WBE PAYMENTS	SBE GOAL 25.0 %	SBE PAYMENTS
DB-427B	A.P. Construction	\$ 4,356,866.00	10.00%	\$ 435,686.60	7.30%	\$ 318,051.22		
T/TS-573A	A.P. Construction	\$ 7,823,588.00	7.69%	\$ 601,633.92	4.92%	\$ 384,920.53		
T-440BR	A.P. Construction	\$ 4,608,295.33	11.70%	\$ 539,170.55	7.33%	\$ 337,788.05		
TTS-476A-2	A.P. Construction	\$ 3,511,153.06	7.20%	\$ 252,803.02	5.50%	\$ 193,113.42		
T-472A	Allied Painting	\$ 15,595,983.76	9.70%	\$ 1,512,810.42	15.00%	\$ 2,339,397.56		
C-443A	Ammann & Whitney	\$ 770,909.81	10.00%	\$ 77,090.98	14.00%	\$ 107,927.37		
C-445A	Ammann & Whitney	\$ 920,304.08	7.20%	\$ 66,261.89	3.20%	\$ 29,449.73		
C-732A	Arora and Associates, PC	\$ 788,087.07	100.00%	\$ 788,087.07				
C-629B	Michael Baker	\$ 500,000.00					2.79%	\$ 13,937.96
T-474A	Bracy Contracting	\$ 2,660,000.00	6.05%	\$ 160,930.00	2.87%	\$ 76,342.00		
C-474A	Brinjac	\$ 287,603.87	8.00%	\$ 23,008.31	9.00%	\$ 25,884.35		
C-627A	Buchart Horn	\$ 132,374.35						
C-598A	Burns Group	\$ 408,272.00					8.00%	\$ 32,661.76
C-454A	Carroll Engineers	\$ 500,000.00	18.10%	\$ 90,500.00	5.90%	\$ 29,500.00		
C-543A	Cherry Weber	\$ 612,233.00					28.30%	\$ 173,261.94
C-639A	Cherry Weber	\$ 401,455.40	18.10%	\$ 72,663.43	5.90%	\$ 23,685.87		
T-498A	Cornell & Co.	\$ 1,999,015.22	9.30%	\$ 185,908.42	6.30%	\$ 125,937.96		
T-554A	Dayspring Electric	\$ 232,117.66						
C-628A	Dewberry	\$ 474,625.86	9.69%	\$ 46,014.78	13.27%	\$ 62,999.77	9.12%	\$ 43,294.17
C-454B	French & Parello	\$ 500,000.00					17.00%	\$ 85,000.00
C-627B	French & Parello	\$ 276,851.59					5.70%	\$ 28,487.21
C-453A	Gannett Fleming	\$ 1,000,000.00	5.33%	\$ 53,300.00	0.87%	\$ 8,700.00		\$ -
C-598B	Gannett Fleming	\$ 367,353.90					8.95%	\$ 32,878.17
C-566A	Greenman Pedersen	\$ 350,675.02	9.54%	\$ 33,464.64	0.83%	\$ 2,924.37		\$ -
C-599B	Greenman Pedersen	\$ 1,000,000.00					4.00%	\$ 40,000.00
CM-437A	Greenman Pedersen	\$ 2,559,020.59					19.50%	\$ 499,009.02
CM-440B	Greenman Pedersen	\$ 753,336.71					17.64%	\$ 132,888.60
T-441A	H & G Contractors	\$ 1,586,698.00	6.60%	\$ 104,722.07	1.57%	\$ 24,911.16		
C-530A	Hill International	\$ 400,000.00	2.50%	\$ 10,000.00				
CM-427B	Hill International	\$ 629,749.00					13.60%	\$ 85,645.86
CM-447B	Hill International	\$ 973,401.52	4.10%	\$ 39,909.46	2.10%	\$ 20,441.43		
CM-442A	Hill International	\$ 319,826.73					25.14%	\$ 80,404.44
CM-573A	Hill International	\$ 1,038,384.48	6.20%	\$ 64,379.84	5.80%	\$ 60,226.30		
C-629A	Hill International	\$ 147,560.34					13.66%	\$ 40,993.70
T-506A	HRI	\$ 13,727,411.69	7.17%	\$ 984,255.42	2.91%	\$ 399,467.68		
TS-505A	IEW	\$ 661,352.00	55.00%	\$ 363,743.60	8.93%	\$ 59,058.73		
DB-563A	J. Fletcher Creamer	\$ 1,283,717.00	15.00%	\$ 192,557.55	4.00%	\$ 51,348.68		
TTS-634AR	J. Fletcher Creamer	\$ 896,808.00	8.35%	\$ 74,885.53	0.42%	\$ 3,755.75		
T-437A	J.D. Eckman	\$ 24,412,321.90	7.48%	\$ 1,826,041.68	3.04%	\$ 742,134.59		
C-549AR	Jacobs Engineering	\$ 445,549.98	8.02%	\$ 35,745.16	3.11%	\$ 13,866.11		
TS-442A	James A. Anderson	\$ 2,149,268.62	6.30%	\$ 135,403.92	1.30%	\$ 27,940.49		
TS-443A	James A. Anderson	\$ 2,461,975.00			6.10%	\$ 150,180.48		
T-543A	James D. Morrissey	\$ 6,683,640.40	4.80%	\$ 320,814.74	8.64%	\$ 577,466.53		
CM-444A	JMT	\$ 905,196.00	9.50%	\$ 85,993.62	2.80%	\$ 25,345.49		
CM-506A	JMT	\$ 1,459,000.00	7.65%	\$ 111,613.50	2.40%	\$ 35,016.00		
CM-543A	JMT	\$ 752,729.58					30.60%	\$ 230,335.25
C-506A	K.S. Engineers	\$ 1,156,622.33	63.38%	\$ 733,067.23	13.44%	\$ 155,450.04		
TTS-476A-1	Kyle Conti	\$ 4,128,641.00	0.09%	\$ 3,715.78	9.00%	\$ 371,577.69		
C-628B	Louis Berger Group	\$ 781,897.95					9.21%	\$ 92,111.29
DB-562A	M.L. Ruberton	\$ 344,492.68	8.30%	\$ 28,592.89	3.80%	\$ 13,090.72		
T-475A	Miniscalco	\$ 68,229.51	2.25%	\$ 1,535.16	1.20%	\$ 818.75		
TS-445A	Neshaminy Contractors	\$ 6,285,926.10	16.90%	\$ 1,062,321.51	2.70%	\$ 169,720.00		
TS-447B	Neshaminy Contractors	\$ 8,955,586.24	8.60%	\$ 770,180.42	2.58%	\$ 231,054.12		
C-437B	Parsons Brinkerhoff	\$ 2,254,674.00					22.54%	\$ 508,203.52
C-437A	Pennoni Associates	\$ 764,181.39					24.00%	\$ 183,403.53
C-455B	Remington & Vernick	\$ 400,000.00					2.49%	\$ 9,960.00
TS-444A	Road-Con	\$ 7,814,850.68	4.87%	\$ 380,583.23	0.31%	\$ 24,226.04		
T-639A	Road-Con	\$ 3,324,313.00			13.90%	\$ 462,079.51		
T-746B	Road-Con	\$ 5,603,676.34	1.40%	\$ 116,459.43	1.50%	\$ 84,149.60	3.14%	\$ 175,970.46
C-621A	Rummel, Klepper & Kahl	\$ 487,881.64	9.01%	\$ 43,941.24	3.16%	\$ 15,427.54		
T-624A	Sparwick	\$ 874,601.00	7.60%	\$ 66,469.68	0.75%	\$ 6,559.51		
C-440B	Stantec	\$ 728,011.79	4.75%	\$ 34,580.56	2.80%	\$ 20,384.33		
C-440A	Stantec	\$ 405,011.03	4.80%	\$ 19,440.53	6.60%	\$ 26,730.73		
C-600A	STV	\$ 800,000.00					12.60%	\$ 100,800.00
CM-472A	STV	\$ 1,728,385.40					23.80%	\$ 411,355.73
CM-474A	STV	\$ 291,172.17						
C-538A	STV	\$ 500,000.00	1.25%	\$ 6,250.00	31.20%	\$ 156,000.00		
CM-443A	STV	\$ 204,152.63	16.75%	\$ 34,195.57	11.00%	\$ 22,456.79		
CM-445A	STV	\$ 682,064.44					26.00%	\$ 177,336.75
CM-498A	STV	\$ 571,665.66	12.00%	\$ 68,599.88	2.40%	\$ 13,719.98		
C-453B	T & M Associates	\$ 1,000,000.00					18.90%	\$ 189,000.00
C-07-11	Transsystems	\$ 747,493.55					21.05%	\$ 157,347.39
C-447B	Transsystems	\$ 666,016.64	8.00%	\$ 53,281.33	2.00%	\$ 13,320.33		
CM-476A	Trumbull	\$ 699,250.00	13.60%	\$ 95,098.00	6.10%	\$ 42,654.25		
C-505A	Urban Engineers	\$ 154,598.70					36.50%	\$ 56,428.53
C-539A	URS Corporation	\$ 265,070.69						

**DELAWARE RIVER JOINT TOLL BRIDGE COMMISSION**

**Meeting of March 30, 2026**

**OPERATIONS INDEX  
FOR  
INFORMATION TECHNOLOGY**

<b>SUBJECT</b>	<b>DESCRIPTION</b>	<b>PAGE NUMBER</b>
Information Technology	Status Report Month of February 2026	1-2

# DELAWARE RIVER JOINT TOLL BRIDGE COMMISSION





Meeting of March 2026

---

## Information Technology Department Report Month of February 2026


The following activities under the general heading of Information Technology were recently initiated, accomplished, or performed:

### Helpdesk/Deployments:


-  Processed 33 work orders for the month.
-  Includes all software support, IT daily tasks, printer and desktop support, Intranet, news and job postings, telephone support, and form design/updates.
-  Includes configuration and deployment of desktops, laptops, and cell phones.
-  Includes MUNIS, ADP, Maximo, ESS CAD/RMS, and other Enterprise Software updates and maintenance, and EZ-Pass support.

### Projects:

#### ERP Project:

-  We have begun to participate in our ERP evaluation project and provide materials to that end.


#### Documentation Project:

-  We have begun auditing and updating our documentation, and we are preparing to document any processes that require it.


#### Security, Upgrades, and Migration Initiative:

-  We continue to roll out Windows 11 and will continue through 2026.

#### Network Upgrades:

-  We continue network upgrades. We are now working on wide-area network routers and Internet firewalls.

#### Telephone System Upgrades:


-  Telephone system upgrades have begun. We are currently rolling out at Easton-Phillipsburg.

# DELAWARE RIVER JOINT TOLL BRIDGE COMMISSION

## Meeting of March 2026

---

### Meetings Attended:

-  **Every Monday: IAG Tech Committee Call:** General IAG Tech Committee discussion and status. Nothing to report.

**DELAWARE RIVER JOINT TOLL BRIDGE COMMISSION**

**TRAINING AND EMPLOYEE SAFETY DEPARTMENT  
MONTH OF FEBRUARY 2026**

**DELAWARE RIVER JOINT TOLL BRIDGE COMMISSION  
Meeting of March 30, 2026**

**OPERATIONS INDEX**

**FOR**

**TRAINING AND EMPLOYEE SAFETY**

SUBJECT	DESCRIPTION	PAGE NUMBER
Training & Employee Safety	Status Report Month of February 2026	1 of 6

# DELAWARE RIVER JOINT TOLL BRIDGE COMMISSION

## TRAINING AND EMPLOYEE SAFETY DEPARTMENT MONTH OF FEBRUARY 2026

The activities delineated below represent meetings, communications, tasks, and/or accomplishments of the Training and Employee Safety Department for the Month of February 2026.

- 2/2: Hardhat presentation with Executive Staff at Scudder Falls
- 2/2: Lock Out/Tag Out Training Bytes assigned to staff
- 2/2: Admin. Monthly Staff Meeting via MS Teams
- 2/9: Coping with Trauma (Struggle Well) Seminar attended by Jim Cavallo
- 2/10: Coping with Trauma (Struggle Well) Seminar attended by Jim Cavallo
- 2/10: Executive Staff Meeting via MS Teams
- 2/11: CPR/AED/First Aid @ NHL
- 2/11: CPR/AED/First Aid @ I-78
- 2/11: Active Threat Training @ PC
- 2/17: Bomb Threat Training @ New Hope - 2 Sessions
- 2/17: DRMS Promotional Prep Course @ SRMC
- 2/17: Toll Corporal Promotional Prep Course @ EP - 3 Sessions
- 2/18: CPR/AED/First Aid @ NHL
- 2/19: Workplace Safety Committee Meeting @ TM
- 2/20: ERP Introduction and Working Session with Con Res Meeting @ SF
- 2/24: Meeting with Dan Tuft & Mike Alcazar regarding Supervisor Training-Crisis Communication-Emergency Response for Managers-EEO Course
- 2/25: Maintenance & Toll Corporal Promotional Exams @ EP - 3 Sessions
- 2/26: Con Res/NSI Training Meeting with HR & TES
- 2/26: Work Zone Safety Awareness Webinar – CR & SR

DELAWARE RIVER JOINT TOLL BRIDGE COMMISSION

TRAINING AND EMPLOYEE SAFETY DEPARTMENT  
MONTH OF FEBRUARY 2026

- 2/26: CPR/AED/First Aid @ DWG
- 2/27: Interviews Skills Class @ DWG
- 2/27: Safety Shelter & Site Tours for NR, CR, & SR

**Munis/Share Point**

Continued assistance from various staff

Submit and approve as needed

**CPR/AED/First Aid:**

4 sessions in February

27 commission employees trained

All invoices submitted into Munis

5 Sessions scheduled for March

Note: Added 30 Minute Video on Bloodborne Pathogen (AHA approved) and obtained video to review.

**PSBS In-Service:**

TES to schedule 2 PSBS In-Service sessions in 2026

First Session: April 20-24

**PSBS Onboarding:**

March 16-20

9 new hires schedules

DELAWARE RIVER JOINT TOLL BRIDGE COMMISSION

TRAINING AND EMPLOYEE SAFETY DEPARTMENT  
MONTH OF FEBRUARY 2026

**Active Threat:**

1 session in February

7 commission employees trained

Next training @ NHL in March

TES will continue scheduling for 2026 - Tentative SF/SRMC/TM

**Administration Safety Manual Review:**

Meeting with Bill Hauck, Jim Palitto, and Austin McCleery

Sent changes to Executive Staff for review

Revisions by Mark Murranko, LeVar Talley, Richard Taitt and Nat Amato

Meeting held on March 3 to review @ NHL

**Rutgers/Work Zone Safety:**

2026 Dates: February 26-June 23 & November 11

Total Estimated for Training 2026: 45

February 26: 6 employees in CR and 4 employees in SR

**Traffic Control Coordinator Refresher**

Dates Confirmed: February 12-June 4 & November 11

Total Estimated for Training 2026: 16

TES obtained quotes for 2026 and submitted into Munis

Designation Course: April 14-16

DELAWARE RIVER JOINT TOLL BRIDGE COMMISSION

TRAINING AND EMPLOYEE SAFETY DEPARTMENT  
MONTH OF FEBRUARY 2026

**Workplace Safety Committee:**

Total Staff: 21

Note: recommendation (drawing) from PSBS staff to remove guardrail by front door to enter roadway to control traffic: Not endorsed by committee

**Grainger:**

Safety Shoe Mobile canceled due to lack of participants

Total Staff Purchases 2026: 107 Returns: 11

**ADP Update:**

78 SOGs sent to PSBS staff for completion on Jan 15 - Compliance due February 28

Toll Bridge and Toll Supported Bridge Operations Book

PSBS sent list for compliance

1 Training Byte sent to Maintenance on February 2 - Compliance due February 28

Lock Out/Tag Out procedures

Created various sessions for training to track attendance

**Safety Harness Training/Fittings**

February 2: Received 17 Fall Tech harnesses - 69 needed for distribution

February 6: Received 86 Fall Tech self-retracting lines

Fall Proof Harness Awareness scheduled for April 16 for 5 maintenance workers

Competent Person Harness training for RMS & DRMS - TBD

Reviewed Quotes to be submitted to Maintenance/Grainger

DELAWARE RIVER JOINT TOLL BRIDGE COMMISSION

TRAINING AND EMPLOYEE SAFETY DEPARTMENT  
MONTH OF FEBRUARY 2026

**CDL Training & Theory Class**

Theory Class: 3 MWs confirmed for March

Roadway/Practical: 1 MW scheduled March 3-13

**Bomb Threat Assessment: New Jersey State Police**

February 17: 2 Sessions > Session 1>34 Session 2>28

February 25: 2 Sessions > Session 1>36 Session 2>29

Subjects Suspicious Packages-Basic Explosives-IED Awareness-Phone Communications

**Site Safety Inspections**

Central Region/Northern: DWG-Portland Columbia-I78

Date February 27> No issues reported

**Promotional Exams**

Toll Corporal Promotional Prep Course February 18 > 8 Staff

Maintenance DRMS Promotional Prep Course February 17& 18 > 11 Staff

Toll Corporal Promotional Exam February 18 > 8 Staff

Maintenance DRMS Promotional Exam February 17 & 18 > 11 Staff

**Hard Hat Demonstration**

Maintenance Training Coordinator met with Executive Staff on February 2<sup>nd</sup>

Quote received February 26 for review

DELAWARE RIVER JOINT TOLL BRIDGE COMMISSION

TRAINING AND EMPLOYEE SAFETY DEPARTMENT  
MONTH OF FEBRUARY 2026

**Supervisory Course for Directors and above**

February 24 Meeting w/Dan Tufts & Mike Alcazar

Two classes for 5 Day training Sessions/ 8 Hour sessions

Tentative Dates: April 13 & April 27

To be reviewed by Executive Staff

Other Topics: Crisis Communication Skills-Emergency Response for Managers-EEO Course 2027

**Departmental Meetings**

Date: February 2 Administrative Meeting

Date: February 10 Staff Meeting Executive Staff

Date: February 24 TES Supervisor meeting with J Cruz

Date: February 20 ERP Introduction and working session with Con Res

Date: February 24 Meeting with J Cruz>Dan Tufts>Mike Alcazar

Date: February 26 Con Res/NSI Discovery Session 1

**Skilled Maintenance Worker**

Harness Training: March – June

Aspen Aerial Training: June 9 - June 11

Altec Bucket Truck Training: As needed

Sweeper Truck Training: April

TIM Training: As needed

UST A & B Operator: May

TCC: April 14-16 & August 25-27

# **DELAWARE RIVER JOINT TOLL BRIDGE COMMISSION**

**Meeting of March 30, 2026**

## **COMMUNICATIONS**

The following Pages reflect the reports on those items assigned to the Communications Department. Each item is reported separately and page numbered accordingly.

**DELAWARE RIVER JOINT TOLL BRIDGE COMMISSION**  
**Meeting of March 30, 2026**

**OPERATIONS INDEX**  
**FOR**  
**COMMUNICATIONS**

<b>SUBJECT</b>	<b>DESCRIPTION</b>	<b>PAGE NUMBER</b>
Communications	Status Report Month of February 2026	1-3

# DELAWARE RIVER JOINT TOLL BRIDGE COMMISSION

Meeting of March 30, 2026

## COMMUNICATIONS REPORT

February 2026

- **COMMISSION AWARENESS EFFORTS:**

**Washington Crossing Bridge Alternatives Analysis** – Drafted three press releases during the month relative to the multi-year alternative analysis. Two were directed toward raising public awareness of two Public Scoping Open House sessions that took place in Upper Makefield on February 10 and Titusville on February 11. The third announced the posting of display materials provided at the two sessions and stated that a 30-day public-comment period would end March 12, now taking place relative to this bridge. The homepage promotion box was updated as part of this process and promotional items were posted on the homepage pop-window and in the horizontal scroll fields. Researched the bridge's traffic figures and confirmed that the location's 2025 AADT of 6,500 was the same figure as in 2006. Reviewed public scoping display boards and suggested corrections and other possible changes. Drafted and submitted 650-word op-ed on the Washington Crossing Bridge, which was published in the March 5 edition of the Bucks County Herald (week preceding public scoping meetings). Marked up draft HDR social media post regarding the public scoping open house sessions; worked with Alex Styer of Bellevue Communications to make corrections and implement the post on the Commission's Facebook platform. Gathered broken mirrors and other severed car parts that were collected at the Washington Crossing Bridge since late September; materials were displayed at the two public scoping open house sessions. Drafted text for variable message boards alerting Washington Crossing motorists to the upcoming public scoping open house sessions; coordinated placement at or near the bridge through Mark Murranko, operations, and New Hope maintenance supervisor Rick Slack. Secured permission from NJDOT for placing VMS along Route 29 in Titusville.

**Uhlertown-Frenchtown Bridge Rehabilitation Project** – Updated the webpage for this project and the two-week lookahead.

### **Hot Topics - headlines:**

Bridge commission to scope public opinion on Washington Crossing free bridge (oped); This 120-year-old Pennsylvania-New Jersey bridge faces uncertain future (Washington Crossing); This major toll bridge connecting N.J. and Delaware just announced it is going cashless; Removal of work platform at New Hope-Lambertville Bridge could cause some traffic delays; Work to convert New Hope-Lambertville (Route 202) Toll Bridge takes step forward; This NJ museum that includes a farmhouse from 1711 tells the centuries-long history of the area (mentions New Hope-Lambertville Toll Bridge location effort in the 1960s); Motorists May Encounter Off-Peak Delays On New Hope-Lambertville Free Bridge; Public Invited To Comment On Washington Crossing Bridge Alternatives; Open-Road Toll Conversion Work Advances at New Hope-Lambertville Bridge; Residents Speak Out on Washington Crossing Bridge Alternatives; Public Input South For Washington Crossing Bridge Alternatives; Delaware Memorial Bridge goes cashless as cash use declines; Route 202 Bridge Into New Jersey Takes Step Closer To Electronic Tolling; Historic Washington Crossing Bridge Faces an Unclear Future after 120 Years; Weekday single-lane traffic in effect at New Hope-Lambertville Toll-Supported Bridge for platform removal; Work advances on all-electronic toll conversion at New Hope-Lambertville Bridge; Public gets first look at Washington

**DELAWARE RIVER JOINT TOLL BRIDGE COMMISSION**  
**Meeting of March 30, 2026**

Crossing Bridge replacement options as study enters next phase; ORT converts of DRJTBC Bridge enters Testing Phase; Commission released video identifying Washington Cross Bridge deficiencies; Public Scoping Open House schedule.

- **WEBSITE:**

Posted six travel alerts in January – New Hope-Lambertville Toll-Supported Bridge, Uhlerstown-Frenchtown Bridge were the locations. Computed, confirmed, and posted 2025 AADT figures on traffic counts webpage and inputted explanatory notations where warranted; posted the February Commission meeting notice; inserted Teams meeting link, teleconferencing info, and meeting agenda onto the Public Access-Commission Meetings webpage for the Feb. 23 Commission meeting; fix coding for a Washington Crossing item with Myron Mariano of Stokes Creative Group; formatted and posted 2025 Traffic Engineering Report and extracted cover photograph; started creation of a lighting page for the Uhlerstown-Frenchtown Bridge; fixed December contract compliance report listing.

- **COMMUNITY AFFAIRS** (Please refer to Community Affairs report)

With the assistance of Community Affairs Director Jodee Inscho and Kim Shipp, produced laminated Washington Crossing Bridge Alternatives Analysis Public Scoping Open House signs and installed them on the bridge's walkway.

**INTERNAL/EXTERNAL COMMUNICATIONS**

- Recorded a total of 16,533 sessions (visits) to Commission's website – [www.drjtbc.org](http://www.drjtbc.org) – during February 2026. (Note: There was a notable spike in website viewing between Feb. 17 and 21.) February's sessions total was below January's 19,137 total (three additional days) and the 18,355 recorded in February 2025. Most viewed webpages were TOLL BY PLATE, Current Toll Rates, the Washington Crossing Public Scoping Materials Posted on Website press release, Truck Permit Application, and Toll Violations.
- Drafted and issued five press releases in February: Three were related to the Washington Crossing Bridge Alternatives Analysis, one was for the return of traffic flagging on the New Hope-Lambertville Toll-Supported Bridge, and the other was a progress update on the open-road tolling project at the New Hope-Lambertville (Route 202) Toll Bridge.
- Responded to public inquiry (Chester) regarding Lincoln Highway designations at the Calhoun Street and Lower Trenton crossings.
- Provided various Washington Crossing Bridge news article links to Mike Cane in the engineering department.
- Responded to website inquiry (pre-public scoping process) regarding the Washington Crossing Bridge (Curtis).
- Posted detailed clarification on a Facebook post regarding Theodore Burr's original wooden bridge and subsequent replacements at the Lower Trenton Bridge location.
- Recorded interview with reporter Joyce Estey of WRNJ radio.
- Discussions with John Boyle of the Philadelphia Bicycle Coalition and Dan Alexander of NJ-101.5FM regarding Washington Crossing Bridge.
- Responded to MercerMe reporter (Siditsky) regarding Washington Crossing Alternatives Analysis.
- Provided Commission's high-rez jurisdiction map to CFO Qiyan Zhao.

**DELAWARE RIVER JOINT TOLL BRIDGE COMMISSION**  
**Meeting of March 30, 2026**

- Responded to Rivertowns magazine fact checker Melissa Sullivan regarding structural pin connections on minority of Commission bridges.
- Reviewed Mark Murranko biography for insertion into bond prospectus.
- Visited Ewing Library reference section regarding potential talk about the former Yardley-Wilburtha bridge location.
- Drafted memo for Alex Styer of Bellevue Communications regarding potential photography at February Commission meeting (photo session subsequently postponed due to show).
- Completed framing of proclamation for former Commissioner Yuki Moore Laurenti.
- Searched deeds and ownership trail of Commission property in Lambertville via records room at Hunterdon County Clerk's office in Flemington.
- Corresponded with Chip Stracciolini regarding 2025 Traffic Engineering Report.
- Organized and designed framed display of historic materials for the Riverton-Belvidere Bridge; ordered frame and matting to be displayed in Jodee Inscho's office.
- Conducted additional research of Centre Bridge Delaware Bridge Company minutes at Hunterdon County Historical society (100<sup>th</sup> anniversary of current steel bridge is next year).
- Attended bombing incident training.
- Met with Human Services Director Joanna Cruz regarding job description process; drafted possible job posting and added KSAs.
- Sent revised Uhlerstown-Frenchtown project-completion plaque draft to Mike McCandless.
- Contact wooden bridge expert Scott Bomboy regarding 1841 flooding account and other information found in former Centre Bridge Company minutes book at Hunterdon County Historical Society.

**DELAWARE RIVER JOINT TOLL BRIDGE COMMISSION**

**Meeting of March 30, 2026**

**OPERATIONS INDEX  
FOR  
COMMUNITY AFFAIRS**

<b>SUBJECT</b>	<b>DESCRIPTION</b>	<b>PAGE NUMBER</b>
Community Affairs	Status Report Month of February 2026	1-2

## **Community Affairs Report February 2026**

**The following Community Affairs activities took place in February of 2026**

### **Washington Crossing Bridge Alternatives Analysis**

Worked with public involvement team from ACT and HDR Engineering to organize public scoping open house events, including review of display boards, public advertisements and logistics of events. Assisted in all aspects of the two evening events – signage, set-up, greeting attendees, distributing information, answering questions, collecting feedback, breakdown and clean-up. Continued to receive submissions during the 30-day public comment period and forward them to the project team.

### **Surplus cleaning supplies**

Distributed surplus cleaning supplies, resulting from a change in the commission’s cleaning protocol. Local host communities receiving products were extremely grateful.

### **“No Kings” protest**

Received inquiries from two individuals planning events – one at Northampton Street and one at New Hope-Lambertville. The Northampton Street-area event coincided with the opening date of the Easter Bunny train and was discouraged to be held in the same area.

The New Hope-Lambertville group held an event last year and expect a much larger crowd this year. Continuing to assist with the Use of Facility request and insurance requirements.

### **Uhlerstown-Frenchtown Toll-Supported Bridge Rehabilitation**

Attended bi-weekly project meetings. Participated in final review and testing of light shows. Participated in training on light show designer software - same program as other systems, but slightly different version and customized to the specific bridge. Photos is one of the red, white and blues shows at the Uhlerstown-Frenchtown Bridge.



### **New Hope-Lambertville Route 202 AET Conversion**

Kept apprised of work schedule when not able to attend progress meetings. There has been little feedback or questions from the public during this phase of the project.

DELAWARE RIVER JOINT TOLL BRIDGE COMMISSION  
Meeting of March 30, 2026

**Bridge lighting**

Programmed monthly shows and updated website. New Hope-Lambertville lights are now fully functional. February shows included Wear Red/American Heart Association, Black History Month, Presidents' Day and Valentines Day holiday, encephalitis and rare disease awareness. Shows scheduled for March include holidays, several disease awareness campaigns and community organization recognitions.

**Various Community Affairs activities**

Handled a wide assortment of community affairs tasks during the month, including:

- Followed-up on Easton request for mural project
- Procured stock certificates and historic photographs of the former Belvidere Bridge Company
- Attended bomb threat training
- Forwarded Toll-by-plate bills from emergency services to E-ZPass for dismissal consideration
- Assisted the Communications Department by proofreading various news releases and communications, and editing/enhancing various images.

**DELAWARE RIVER JOINT TOLL BRIDGE COMMISSION**

**Meeting of March 30, 2026**

**ENGINEERING**

The following Pages reflect the reports on those items assigned to the Engineering Department. Each item is reported separately and page numbered accordingly.

**DELAWARE RIVER JOINT TOLL BRIDGE COMMISSION**  
**Meeting of March 30, 2026**  
**PROJECT STATUS REPORT**

<b>FACILITY</b>	<b>PM/PAM</b>	<b>CONTRACT DESCRIPTION</b>	<b>PAGE NO.</b>
<b>Trenton-Morrisville Toll Bridge/Langhorne</b>	RJZ/KMS	<b>Southern Operations &amp; Maintenance Facilities Improvements</b> <ul style="list-style-type: none"> <li>• Design, C-519A</li> <li>• CM/CI Services, CM-519A</li> <li>• Construction, T-519A</li> </ul>	1
	HMS/SJB	<b>TM TB ESS Cameras Infrastructure Improvements – NJ Approach</b> <ul style="list-style-type: none"> <li>• Design, TOA No. C-803A-1</li> </ul>	2
	EVO/SJB	<b>TM TB Miscellaneous Substructure Spall Repairs</b> <ul style="list-style-type: none"> <li>• Design, C-788A-3</li> </ul>	2
	CAS/KMS	<b>TM TB AET &amp; PA Avenue Interchange</b> <ul style="list-style-type: none"> <li>• Design, C-691A</li> </ul>	3
<b>Lower Trenton Toll-Supported Bridge</b>	EVO/SJB	<b>Lower Trenton TSB Truck Warning System (Pilot)</b> <ul style="list-style-type: none"> <li>• Final Design, TOA No. C-771A-7</li> </ul>	4
<b>Scudder Falls Toll Bridge</b>	CLR/SJB	<b>Scudder Falls Bridge Replacement Project</b> <ul style="list-style-type: none"> <li>• Final Design, C-660A</li> <li>• Construction, T-668A</li> </ul>	5
	CLR/SJB	<b>DMC Services for T-668A Construction of the SFB Project</b> <ul style="list-style-type: none"> <li>• Oversight of Final Design, TOA No. C-502A-1M</li> </ul>	6
	EVO/SJB	<b>SF TB Bridge Facility Deck Sealing &amp; Shared-Use Path PPC Overlay Improvements</b> <ul style="list-style-type: none"> <li>• Design, TOA No. C-759A-5</li> <li>• CI Services, TOA No. C-804A-1</li> <li>• Construction, JOC No. T/TS-785A-005</li> </ul>	7
<b>Washington Crossing Toll-Supported Bridge</b>	WMC/KMS	<b>Washington Crossing Bridge Alternative Analysis</b> <ul style="list-style-type: none"> <li>• Preliminary Engineering /Environmental Documentation, C-697A</li> </ul>	8
<b>New Hope-Lambertville Toll-Supported Bridge</b>	MEM/SJB	<b>NH-L TSB Rehabilitation</b> <ul style="list-style-type: none"> <li>• Design, C-694A</li> <li>• CM/CI Services, CM-694A</li> <li>• Construction, TS-694A</li> </ul>	9
<b>New Hope-Lambertville Toll Bridge</b>	CAS/KMS	<b>NH-L TB All Electronic Tolling (AET) Conversion Design</b> <ul style="list-style-type: none"> <li>• Design, C-754A</li> </ul>	10
	VMF/CAS	<ul style="list-style-type: none"> <li>• CM/CI, Services, CM-754A</li> <li>• Construction, T-754A</li> </ul>	10
	MEM/SJB	<b>NH-L TB Pennsylvania Abutment Backwall Reconstruction</b> <ul style="list-style-type: none"> <li>• Design, TOA C-769A-3</li> </ul>	11
<b>Centre Bridge-Stockton Toll-Supported Bridge</b>	VMF/MEM	<b>CB-S TSB Bearing and Bridge Seat Rehabilitation</b> <ul style="list-style-type: none"> <li>• Design, TOA No. C-769A-2</li> </ul>	12
	HMS/SJB	<b>CB-S TSB – Bridge Shelter Water Line Replacement</b> <ul style="list-style-type: none"> <li>• TOA No. C-803A-3</li> </ul>	13
<b>Lumberville-Raven Rock Toll-Supported Bridge</b>	HMS/SJB	<b>L-RR TSPB Concept Design for Architectural Lighting &amp; Electronic Surveillance/Detection System Installation</b> <ul style="list-style-type: none"> <li>• Final Design, TOA No. C-803A-2</li> </ul>	13

*Facilities are listed South to North*

*The first set of initials indicate the Project Manager and the second set of initial indicate the Program Manager*

Project Manager Legend

WMC – M. Cane  
 JRB – J. Bowers  
 HMS – H. Sewekow  
 CLR – C. Rood  
 VMF-Vincent Fischer  
 EVO – E. Van-Otoo

Program Manager Legend

KMS – K. Skeels  
 SJB – S. Burke  
 MEM – M. McCandless  
 CAS – C. Stracciolini  
 RJZ – R. Zakharia

**DELAWARE RIVER JOINT TOLL BRIDGE COMMISSION**  
**Meeting of March 30, 2026**  
**PROJECT STATUS REPORT**

FACILITY	PM/PAM	CONTRACT DESCRIPTION	PAGE NO.
Uhlerstown-Frenchtown Toll-Supported Bridge	MEM/KMS	<b>Uhlerstown-Frenchtown TSB Rehabilitation</b> <ul style="list-style-type: none"> <li>• Design, C-642A</li> <li>• CM/CI Services, CM-642A</li> <li>• Construction, TS-642A</li> </ul>	13
I-78 Toll Bridge	CLR/SJB	<b>I-78 NJ Roadway Rehabilitation and Power &amp; Communication Infrastructure Upgrades</b> <ul style="list-style-type: none"> <li>• Design, C-766A</li> </ul>	14
Easton-Phillipsburg Toll Bridge	HMS/MEM	<b>E-P TB Broad Street Viaduct Sidewalk Replacement</b> <ul style="list-style-type: none"> <li>• Design, TOA No. C-789A-1</li> </ul>	15
Milford-Montague Toll Bridge	MEM/KMS	<b>Structural Analysis and Repairs</b> <ul style="list-style-type: none"> <li>• Design, TOA No. C-788A-4</li> </ul>	15
	HMS/SJB	<b>M-M TB Storage Building</b> <ul style="list-style-type: none"> <li>• Design, TOA No. C-789A-2</li> </ul>	16
Multiple Facilities and/or Commission-Wide	CLR/SJB	<b>Capital Program Management Consultant (CPMC) &amp; Design Management Consultant (DMC) Services for the I-95/Scudder Falls Bridge Improvement Project</b> <ul style="list-style-type: none"> <li>• CPMC Services 2024 through 2028, C-502A-1N</li> </ul>	16
	MEM/SJB	<b>Underwater Substructure Improvements Design – All Regions</b> <ul style="list-style-type: none"> <li>• Design, C-782A</li> </ul>	17
	MEM/SJB	<b>Bridge Inspection Platform Layout and Design Toll-Supported Bridges</b> <ul style="list-style-type: none"> <li>• Design, TOA No. C-788A-5</li> </ul>	17
	WMC/KMS	<b>Bridge Monitor Shelter Enhancements Program Development</b> <ul style="list-style-type: none"> <li>• TOA No. C-771A-1</li> </ul>	18
	WMC/KMS	<b>Electronic Surveillance/Detection System</b> <ul style="list-style-type: none"> <li>• Network Video Management System (NVMS) Integrator Services, DB-768A</li> </ul>	18
	CAS/KMS	<b>Electronic Toll Collection</b> <ul style="list-style-type: none"> <li>• Customer Service Center/Violation Processing Center Project, DB-584A</li> </ul>	18
	CAS/KMS	<b>Electronic Toll Collection System Replacement</b> <ul style="list-style-type: none"> <li>• Design, Build, and Maintain, DB-540A</li> </ul>	19
	WMC/KMS	<b>Job Ordering Contracting Services</b> <ul style="list-style-type: none"> <li>• Program Manager, C-727A</li> <li>• T/TS-784A, JOC For Bridge, Highway and Civil Work- North Region</li> <li>• T/TS-785A, JOC For Bridge, Highway and Civil Work- South Region</li> <li>• T/TS-786A, JOC Services for Building and Facility Work- North Region</li> <li>• T/TS-787A, JOC Services for Building and Facility Work - South Region</li> </ul>	19

*Facilities are listed South to North*

*The first set of initials indicate the Project Manager and the second set of initial indicate the Program Manager*

Project Manager Legend

WMC – M. Cane  
JRB – J. Bowers  
HMS – H. Sewekow  
CLR – C. Rood  
VMF-Vincent Fischer  
EVO – E. Van-Otoo

Program Manager Legend

KMS – K. Skeels  
SJB – S. Burke  
MEM – M. McCandless  
CAS – C. Stracciolini  
RJZ – R. Zakharia

**DELAWARE RIVER JOINT TOLL BRIDGE COMMISSION**  
**Meeting of March 30, 2026**  
**PROJECT STATUS REPORT**

FACILITY	PM/PAM	CONTRACT DESCRIPTION	PAGE NO.
	HMS/MEM	<b>General Engineering Consultant</b> <ul style="list-style-type: none"> <li>• 2023-2026 Annual Inspections, C-757A</li> </ul>	21
	JRB/SJB	<b>Toll Plaza Restriping – All Regions</b> <ul style="list-style-type: none"> <li>• TOA No. C-760A-6</li> </ul>	21
	CAS/KMS	<b>Traffic Engineering Consultant- 2025 Annual Report</b> <ul style="list-style-type: none"> <li>• TOA No. C-761A</li> </ul>	21
	JRB/CAS	<b>Traffic Count Program Upgrade</b> <ul style="list-style-type: none"> <li>• DR-550A</li> </ul>	22
	CAS/KMS	<b>AET Support Services</b> <ul style="list-style-type: none"> <li>• TOA No. C-770A-5</li> </ul>	22
	CAS/KMS	<b>In-Lane All Electronic Toll Collection System Design, Build and Maintain</b> <ul style="list-style-type: none"> <li>• Design, Build and Maintain, DB-792A</li> </ul>	23
	CAS/KMS	<b>New Jersey E-ZPass Services</b> <ul style="list-style-type: none"> <li>• Design, Build and Maintain, DB-791A</li> </ul>	24
	MEM/SJB	<b>Non-Destructive Bridge Pin Testing Program</b> <ul style="list-style-type: none"> <li>• Southern Region Bridges, C-813A</li> <li>• Central Region Bridges, C-813B</li> </ul>	24

*Facilities are listed South to North*

*The first set of initials indicate the Project Manager and the second set of initial indicate the Program Manager*

Project Manager Legend

WMC – M. Cane  
 JRB – J. Bowers  
 HMS – H. Sewekow

CLR – C. Rood  
 VMF-Vincent Fischer  
 EVO – E. Van-Otoo

Program Manager Legend

KMS – K. Skeels  
 SJB – S. Burke

MEM – M. McCandless  
 CAS – C. Stracciolini  
 RJZ – R. Zakharia

**DELAWARE RIVER JOINT TOLL BRIDGE COMMISSION**

**March 30, 2026  
PROJECT STATUS REPORT**

**TRENTON- MORRISVILLE TOLL BRIDGE/LANGHORNE**

**SOUTHERN OPERATIONS & MAINTENANCE FACILITIES  
IMPROVEMENTS**

Preliminary, Final & Post Design Services  
Contract No. C-519A  
(RJZ/KMS)

This contract is for Preliminary, Final and Post-Design Services for space utilization improvements at New Hope Lambertville Toll Bridge Executive Headquarters and the demolition and reconstruction of the Trenton Morrisville Toll Bridge Administration Building as identified under a Task Order Assignment for Space Utilization Program and Concept Study.

In accordance with the Commission's February 26, 2018, Regular Monthly Commission Meeting, this Contract was awarded to Gannett Fleming, Architects Inc. (GF). Accordingly, a Notice of Award and Limited Notice to Proceed was issued to GF effective February 27, 2018.

Currently GF is providing post-Design services for Contract T-519A by attending all project meetings, responding to requests for information, reviewing submittals, assisting in resolving conflicts in the field and clarifying the contract documents.

Construction Management/Construction Inspection Services  
Contract No. CM-519A  
(RJZ/KMS)

This contract is for Construction Management (CM) and Construction Inspection (CI) Services in connection with the demolition and new construction of the Southern Operations and Maintenance Facilities Improvements Project. Joseph Jingoli & Son, Inc. (JJS) was issued Notice of Award and Limited Notice to Proceed effective January 26, 2021.

JJS is currently conducting bi-weekly progress meetings along with overseeing the facility commissioning, punch list completion and contractor submittal and RFI closeouts as part of providing construction management services.

Construction  
Contract No. T-519A  
(RJZ/KMS)

Contract T-519A is a multi-phase construction contract for the demolition and new construction of the Southern Operations and Maintenance Facilities Improvements Project. It was awarded to Bracy Construction, Inc. at the Commission Regular Monthly Meeting of June 28, 2021. Notice of Award and Limited Notice to Proceed was issued to the Contractor on June 29, 2021; Notice to Proceed was made effective July 27, 2021 and a Pre-Construction Meeting was conducted on July 29, 2021.

# **DELAWARE RIVER JOINT TOLL BRIDGE COMMISSION**

## **March 30, 2026 PROJECT STATUS REPORT**

At the **Trenton Morrisville** site, at the **new operations building**, Mechanical equipment start-up and Commissioning activities are near completion. Building systems installation and primary control center configuration are also near completion. Commission Staff moved into the Operation Building on October 27, 2025, with substantial completion. Training for the site emergency Generator has been completed, and the balance of the training sessions for building systems were completed December 4, 2025. Equipment Commissioning and Punch-List activities continue through-out the facility during the reporting period.

At the **new maintenance garage** location, door hardware, mechanical equipment installation and equipment start-up activities are in progress. Equipment Commissioning and Punch -List activities continue through-out the facility during the reporting period.

At the **Langhorne site**, punch-list activities continued along with Close-Out of final construction details throughout the reporting period.

### **ELECTRONIC SURVEILLANCE/DETECTION SYSTEM (ESS) CAMERAS AND INFRASTRUCTURE IMPROVEMENTS – NJ APPROACH**

Task Order Assignment No. C-803A-1  
(HMS/SJB)

On June 20, 2025, the Commission provided French and Parrello Associates (FPA) with Notice-to-Proceed for design services in support of construction of ESS cameras and infrastructure improvements on the Trenton-Morrisville toll bridge NJ approach. Commission Staff and the FPA team participated in a project kick-off meeting on July 1, 2025. Technical and field coordination meetings between the Commission and FPA were held during the reporting period. FPA continued developing final design plans to go out to bid.

### **TRENTON - MORRISVILLE TB MISCELLANEOUS SUBSTRUCTURE SPALL REPAIRS**

Design  
Contract No. C-788A-3  
(EVO/SJB)

This Task Order Assignment (TOA) with Traffic Planning and Design, Inc. (TPD) is for professional consultant design services, encompassing project management and coordination, verification of facility condition assessment, preliminary and final design of plans, specifications, construction schedule, engineer's estimate, and post-design services for the Trenton-Morrisville Toll Bridge Miscellaneous Substructure Spall Repairs. The not-to-exceed amount for this TOA is \$129,794.95. The contract also includes an item for chloride testing of the Ramp I & Ramp Y bridge over Bridge Street due to the extensive delamination in the northerly pier cap, as well as the repair of spalls with exposed prestressed strands at the ends of beams and superstructure members.

# **DELAWARE RIVER JOINT TOLL BRIDGE COMMISSION**

**March 30, 2026**

## **PROJECT STATUS REPORT**

The TPD contract was fully executed on April 24, 2025, and the Notice to Proceed was effective on April 28, 2025. A project Kick-off meeting was held on May 2, 2025. TPD began their field inspections and coring the caps on bridge IY for chloride testing on June 6, 2025. They continued their inspection on June 20, 2025 focusing on the west end of the prestressed beams.

During TPD's inspection efforts, beam deterioration was found on the bridge carrying Route 1 over Route 29 NB. This deterioration had been noted by the Commission's General Engineering Consultant Pickering, Corts & Summerson (PCS) in previous Annual Inspection Reports, with recommendation to monitor the situation. On July 2, 2025 a meeting was held between Commission staff, AECOM, TPD and PCS to review the field inspection investigation findings and discuss the overall condition of the bridge and the typical beam deterioration. TPD was directed, and has since completed, the load ratings for Beam 6 on the bridge carrying Route 1 over Route 29 NB and has determined that traffic restrictions are not required at this time. However, the recommendation included accelerating the bridge replacement due to advancing deterioration of the beams. This will be performed under a separate design and construction contract.

On February 26, 2026, Advanced Infrastructure Design, Inc. (AID) issued the Final Half-Cell Testing and Analysis report to TPD and subsequently to the Commission. TPD is currently coordinating with Vector who will prepare the design based on the half-cell testing information. Vector will function as the specialty contractor as a subcontractor to Mount Construction Company (MCC) under the JOC program.

On February 19, TPD attended a Joint Scope Meeting along with personnel from MCC, the Gordian Group and the Commission. The purpose of the meeting was to discuss the scope of the project with the contractor and address any project concerns.

## **TRENTON-MORRISVILLE TOLL BRIDGE ALL ELECTRONIC TOLLING and PA AVENUE INTERCHANGE**

Design

Contract No. C-691A

(CAS/ KMS)

Commission Staff and Atkins Réalis USA Inc. held several project status meetings. Commission Staff and Atkins Réalis executed a Consultant Agreement Modification for the superstructure replacement of the Route 1 over Route 29 northbound bridge (NJ Route 29 NB Overpass). It is noted that authorization to execute a Consultant Agreement Modification was received at the January 2026 Commission Meeting. The initiative for the superstructure replacement is based on recent inspection findings and evaluations.

Atkins Réalis submitted the revised Design Criteria Report, addressing review comments and including the bridge replacement elements. This document is under review.

# **DELAWARE RIVER JOINT TOLL BRIDGE COMMISSION**

**March 30, 2026**

## **PROJECT STATUS REPORT**

Atkins Réalis received comments from PennDOT for the Route 1 / Pennsylvania Avenue interchange design with the roundabout for the Highway Occupancy Permit Cycle 1 review. A meeting was facilitated with Commission Staff, the design team and PennDOT to discuss the review comments. The design team is advancing the interchange design to address the comments and preparing for the Cycle 2 Highway Occupancy Permit (HOP) submission. Additionally, the team will coordinate a meeting with the railroad to discuss a proposed signal for the at grade crossing that was requested by PennDOT.

Atkins Réalis submitted the project schedule revision number five addressing review comments from Commission Staff. Atkins Réalis completed the soil boring for the AET gantry foundation that is located at the roadway level. The soil boring along Pennsylvania Avenue that is needed for the roadway pavement design is also complete. Atkins Réalis submitted the Preliminary Design (60% complete) plans, specifications, and estimate. The documents were reviewed by Commission Staff and our Capital Program Management Consultant. Review comments were compiled and submitted to the Atkins Réalis and a meeting to discuss the comments will be facilitated.

Atkins Réalis completed a field meeting to review the equipment in the existing toll plaza tunnel with our in-lane toll system provider and the ESS Department to determine items that must be maintained, removed, or relocated as part of the construction project.

## **LOWER TRENTON TOLL – SUPPORTED BRIDGE**

### **LOWER TRENTON TSB TRUCK WARNING SYSTEM (PILOT)**

Final Design

Task Order Assignment No. C-771A-7

(EVO/SJB)

Under Task Order Assignment No. C-771A-2 French & Parrello Associates provided conceptual design services for the development of a new pilot over height vehicle detection system for the New Jersey approach to the Lower Trenton TSB. The work of that assignment was completed with acceptance of the final Concept Report dated March 6, 2024.

On May 14, 2024, the Commission provided French & Parrello Associates with Notice-to-Proceed for final design services for the development of a new over height vehicle detection system for the New Jersey approach to the Lower Trenton TSB. The design is complete, and staff from the Commission, AECOM, Gordian (JOC Program Manager) and Mount construction continue to work towards an agreed upon Job Order Contract price for the system installation.

This project includes the design of a Bridge Monitor Shelter on the New Jersey approach to the Lower Trenton Toll-Supported Bridge. Conceptual layouts of the proposed Shelter have been created in conjunction with the over height detection system layout. The concepts include the need to establish construction and property easements with the City of Trenton.

# **DELAWARE RIVER JOINT TOLL BRIDGE COMMISSION**

**March 30, 2026**

## **PROJECT STATUS REPORT**

On September 4, 2024, Commission personnel met with City of Trenton personnel to discuss temporary construction and permanent property easements needed for this project. On January 3, 2025, DRJTBC attorneys completed an appraisal for the two City of Trenton properties that are needed for temporary construction and permanent easements for the project. On June 27, 2025, DRJTBC staff and attorneys met with City officials to discuss the project and steps needed to obtain construction and permanent property easements, with the goal of getting City Council resolutions on the agenda for their September 2025 meeting. On August 25, 2025, DRJTBC attorneys sent a draft easement agreement and draft amendment to the City's lease with the State for their review and consideration. Coordination with the City is ongoing. DRJTBC is trying to get comments or a follow-up meeting with the City of Trenton to finalize temporary construction and permanent property easements needed for this project.

On January 30, 2026, Mount Construction submitted a revised Price Proposal for the Truck Warning System Pilot Project, not including the Bridge Officer's Shelter. The design team provided proposal review comments on February 17, 2026 and attended a proposal review meeting that day.

## **SCUDDER FALLS TOLL BRIDGE**

### **SCUDDER FALLS BRIDGE REPLACEMENT PROJECT**

Final Design

Contract No. C-660A

(CLR/SJB)

During the reporting period Michael Baker Jr., Incorporated (Baker) of Hamilton New Jersey was not requested to respond to any issues.

Construction

Contract No. T-668A

(CLR/SJB)

The remaining open permit-related issue was that the Bucks County Soil Conservation District (BCSCD) Office had not yet signed-off on closeout of the National Pollutant Discharge Elimination System (NPDES) and Erosion and Sediment Control (E&S) permits. A final inspection with the BCSCD took place, which identified sufficient grass establishment within the project limits. A Notice of Termination (NOT) was submitted to BCSCD by Michael Baker, the Engineer of Record and the BCSCD acknowledged that the project had satisfied the regulatory requirements. This executed NOT will close out the project permits and represent final project approval by the Pennsylvania regulatory agencies.

# DELAWARE RIVER JOINT TOLL BRIDGE COMMISSION

March 30, 2026  
PROJECT STATUS REPORT

## DESIGN MANAGEMENT CONSULTANT SERVICES

Oversight of Final Design  
Task Order Assignment No. C-502A-1M  
(CLR/SJB)

AECOM has provided DMC services throughout the construction of the Scudder Falls Bridge Replacement Project, Contract T-668A under Task Order Assignment C-502A-2I. The remaining unexpended funds in Task Order Assignment C-502A-2I have been transferred over to Task Order Assignment C-502A-1M and Task Order Assignment C-502A-2I has been closed out. Remaining DMC services on the Scudder Falls Project will be completed under the C-502A-1M Task order Assignment.

The remaining DMC Services include support to the Commission in the following and assistance with various project close-out activities:

**Environmental Permitting** – The remaining effort under this task was to coordinate a final inspection of the project site performed by the Bucks County Soil Conservation District (BCSCD) to obtain final acceptance of all BCSCD Permitting work. BCSCD self-visited the site on July 2, 2025 during the reporting period. Verbal acceptance was received from the BCSCD representative as to the adequacy of established vegetation. Commission staff, in conjunction with the final designer Michael Baker International, and the General Contractor Trumbull Corporation have submitted the project Notice of Termination (NOT). BCSCD has approved the NOT for the project, Permit Completion Forms need to be sent to the PADEP and the USACE. This will close-out all outstanding permitting work associated with the project other than the continued five-year monitoring period for the PA Wetlands Mitigation Site.

**Environmental Monitoring Services** – Continuous services were provided throughout construction to meet project permit requirements. Yearly reporting on the monitoring activities for the PA Wetlands Mitigation Site, by ACT Engineers will continue through 2027. This includes monthly monitoring well readings of the groundwater levels within the wetlands site along with vegetation growth and invasive plantings treatment. Wetlands Monitoring Report #5 was submitted to US Army Corps of Engineers for their review on December 23, 2025.

**Right of Way Transfers** – Working with Commission staff and attorneys to transfer certain property and easements to NJDOT, PennDOT and Lower Makefield Township. These properties and easements were acquired by DRJTBC to construct the project but are located within jurisdiction of these other agencies or municipalities.

DMC Services for these remaining efforts occur on a sporadic as-needed basis.

**DELAWARE RIVER JOINT TOLL BRIDGE COMMISSION**

**March 30, 2026  
PROJECT STATUS REPORT**

**SCUDDER FALLS TOLL BRIDGE FACILITY DECK SEALING & SHARED USE  
PATH PPC OVERLAY IMPROVEMENTS**

**Design  
Task Order Assignment No. C-759A-5  
(EVO/SJB)**

The Commission has implemented a periodic deck sealing program at specific bridges to prolong the useful service life of the bridge decks and to mitigate the need for potential future maintenance. The Commission engaged Task Order Consultant, NAIK, under the standing professional services task order agreement, to provide design services for the bridge deck sealing of the bridges associated with the Trenton–Morrisville Toll Bridge Facility, the Scudder Fall Toll Bridge Facility and Shared Use Path PPC Overlay Improvements, and the Interstate 78 Toll Bridge Facility.

The final design bid documents, addressing all Commission comments to the pre-final design, was received on April 28, 2023. The project to seal decks at all 3 Toll Bridge facility bridge decks (T-764A) was advertised for bids on May 2, 2023. A virtual Bid Opening was held on Thursday June 1, 2023, at 2:00 PM. No bids were received.

NAIK repackaged the bid documents into three individual projects (1. Trenton–Morrisville Toll Bridge Facility; 2. the Scudder Fall Toll Bridge Facility, and 3. the Interstate 78 Toll Bridge Facility) for incorporation into other Capital construction contracts. The TMTB deck sealing was completed as part of Contract T-746A in 2024; the I-78 deck sealing was completed as part of Contract T-766A in 2025; the Scudder Falls project will be completed under a Job Order Contract with Mount Construction Company. The job order contract to perform the work at the Scudder Falls Facility structures was executed in September 2025 with work start on September 29, 2025. Naik will perform construction phase support services.

During this reporting period NAIK attended Pre-Activity Meeting No. 2. The Commission reiterated the importance of adhering to the project specification profile tolerances of ¼” over 10 feet. Both Mount Construction and EHS acknowledged the requirements and agreed to implement corrective actions.

**Construction Inspection  
Task Order Assignment No. C-804A-1  
(EVO/SJB)**

At the March 31, 2025 Commissioners’ Meeting, the Commission awarded Contract No. C-804A, Construction Inspection Services for the Scudder Falls Toll Bridge Deck Sealing and Shared Use Path PPC Overlay Improvements project to STV, Incorporated (STV) of Lawrenceville, New Jersey for an amount not-to-exceed of \$145,189.59. STV was provided with the Contract Notice to Proceed effective September 12, 2025. A Kick-Off meeting was held on September 19, 2025 with representatives from STV, AECOM and DRJTBC.

**DELAWARE RIVER JOINT TOLL BRIDGE COMMISSION**

**March 30, 2026**

**PROJECT STATUS REPORT**

Due to the winter shutdown STV anticipates resuming inspection services in mid-March 2026. STV's project manager will attend progress meetings and maintain continuous communication with the Commission's project manager.

Construction  
Job Order Contract No. T/TS-785A-005  
(EVO/SJB)

All work in this project, consisting of, but not limited to, the following items of work, shall be carried out according to the Contract Plans, Specifications, and Special Provisions within the specified construction time limitations. Specific work at the Scudder Falls Toll Bridge Deck Sealing and Shared Use Path PPC Overlay Improvements include, but are not limited to:

- 1) Bridge deck sealing for selected bridges and other structures on Scudder Falls Toll Bridge facility including the Main River Bridge, Pennsylvania Canal Overpass, Taylorsville Road Overpass, and a portion of the New Jersey section of the Shared Used Path.
- 2) Restriping damaged striping caused by bridge deck sealing.
- 3) Removing and replacing the Polyester Polymer Concrete Overlay (average approximately 1 ¼" thick) on the Pennsylvania and Main River Bridge Portions of the Shared Use Path.

A final price proposal for this Job Order Contract with Mount Construction has been established in the amount of \$2,614,520.02. A Notice to Proceed was issued to Mount on September 25, 2025, and project work started on September 29, 2025.

Due to the winter shutdown Mount Construction is scheduled to resume work on the site starting on March 10, 2026. Mount and EHS intend to be on site to perform the pre-survey activities necessary for the PPC scarification. Payment Estimate No. 2 was process by the Commission. Mount is currently working the submission of Payment Estimate No. 3, which is anticipated to include the Storage of PPC material, Field Survey and Force Account for the PPC repair on the Main River Bridge.

**WASHINGTON CROSSING TOLL- SUPPORTED BRIDGE**

**WASHINGTON CROSSING BRIDGE ALTERNATIVES ANALYSIS**

Contract No. C-697A  
(WMC/KMS)

At the June 24, 2024 Commissioners Meeting, the Commission awarded Contract No. C-697A, to HDR Engineering, Inc. of Philadelphia, PA. HDR Engineering and their team of sub-consultants are providing preliminary engineering and environmental documentation type services in support of the analysis of improvement alternatives for the Delaware River crossing between Upper Makefield Township, PA and Hopewell Township, NJ.

# **DELAWARE RIVER JOINT TOLL BRIDGE COMMISSION**

**March 30, 2026**

## **PROJECT STATUS REPORT**

Throughout the reporting period, work efforts focused on travel demand modeling, preparation of alternatives, and historic bridge rehabilitation analysis. Other activities included field verification of surveys, public involvement, and utility identification.

The Commission hosted a Public Scoping Open House event consisting of display-board stations providing motorists, pedestrians, business owners, residents, and other interested parties the opportunity to learn about the process and talk with consultant team members and Commission representatives. The event included two sessions with the first taking place on February 10th, in Pennsylvania, and the second on February 11th, in New Jersey. The two sessions included 280 signed-in attendees with actual attendance numbers believed to be higher, as some attendees did not sign in.

## **NEW HOPE-LAMBERTVILLE TOLL-SUPPORTED BRIDGE**

### **NH-L TSB REHABILITATION**

Design

Contract No. C-694A

(MEM/SJB)

At the February 27, 2023 Commissioners Meeting, the Commission awarded Contract No. C-694A, New Hope - Lambertville Toll-Supported Bridge Rehabilitation Design to Greenman-Pedersen, Inc. (GPI) of Lebanon, NJ for an amount not-to-exceed \$1,895,132.27. GPI was provided with Notice of Award and Limited Notice to Proceed on February 28, 2023. GPI was then issued a Full Notice to Proceed on March 22, 2023 with the execution of the Agreement with the Commission.

The construction Contract was awarded at the Commission's November 2023 meeting. The contract work under this project is substantially complete. However, there was some electrical troubleshooting work that has been addressed. GPI provided support services though the project close-out phase, including electrical troubleshooting design support. The GPI professional services have been completed during this reporting period.

Construction Management/Inspection Services

Contract No. CM-694A

(MEM/SJB)

At the November 20, 2023 Commission Meeting, authorization was granted to award the Construction Management/Construction Inspection Services contract (CM-694A) to Urban Engineers, Inc. (Urban) of Philadelphia for the not-to-exceed amount of \$1,209,96.08. Urban Engineers, Inc. of Philadelphia was issued Notice of Award and a Limited Notice to proceed effective November 21, 2023. A project kick-off meeting has held on November 30, 2023. The full Notice to Proceed was issued December 21, 2023 with the execution of the Agreement with the Commission.

# **DELAWARE RIVER JOINT TOLL BRIDGE COMMISSION**

**March 30, 2026**

## **PROJECT STATUS REPORT**

During this reporting period, the contractor continued to perform electrical issues troubleshooting. The contractor re-installed underdeck platforms in order to access and repair electrical utility boxes and wiring connections. The work has been completed during this reporting period and the platform removal is scheduled for early March. Urban continued to provide CM/CI support services for the project electrical troubleshooting.

Construction  
Contract No. TS-694A  
(MEM/SJB)

The Construction Contract was Awarded to Anselmi & DeCicco, Inc. (A&D) of Maplewood, NJ for a not-to-exceed amount of \$25,072,471.06 at the Commission's November 2023 Meeting. LNTP provided November 20, 2023 and Full Notice to Proceed on December 20, 2023.

Throughout the reporting period the Contractor completed the electrical system troubleshooting of the esthetic lighting system, addressing ongoing issues. Repair and retrofit of the electrical boxes and connections commenced on December 1, 2025 and was completed by the end of February. The access platform removal is scheduled for early March.

## **NEW HOPE-LAMBERTVILLE TOLL BRIDGE**

### **NH-L TB ALL ELECTRONIC TOLLING (AET) CONVERSION DESIGN**

Design  
Contract No. C-754A  
(CAS/ KMS)

Rummel, Klepper & Kahl, LLP (RK&K) participated in project related meetings with PKF for the construction project as needed. During the reporting period RK&K prepared responses to Requests for Information (RFI) from the construction team and issued change of plans as needed. Additionally, RK&K completed several reviews of construction submittals from the contractor.

Construction Management/Construction Inspection Services  
Contract No. CM-754A  
(VMF/CAS)

At the April 28, 2025, Commissioners' Meeting, the Commission awarded Contract No. CM-754A, Construction Management/Construction Inspection Services for the New Hope-Lambertville Toll Bridge All Electronic Tolling (AET) Conversion & PA Abutment Backwall Replacement Project to STV, Incorporated (STV) of Lawrenceville, New Jersey for an amount not-to-exceed of \$2,476,202.84. STV was provided with the Notice of Award and Limited Notice to Proceed effective April 29, 2025. A CM/CI Kick-off Meeting was held on May 2, 2025 and STV was issued their Notice to Proceed on May 15, 2025. STV participated in a transfer-of-Knowledge meeting on May 23, 2025 with the Designer, RK&K and TransCore and conducted the Pre-Construction and Scheduling Conferences with PKF in late May 2025. STV's inspection

# DELAWARE RIVER JOINT TOLL BRIDGE COMMISSION

March 30, 2026

## PROJECT STATUS REPORT

team of Resident Engineer, Office Engineer/Inspector and two Inspectors continued providing CM/CI Services through early February 2026. STV's staff was reduced by one (1) inspector on February 6, 2026 and will continue through approximately April 6, 2026 due to the slow winter construction period and AET testing phase of the project. STV conducted fourteen (17) progress meetings and numerous pre-activity and IT coordination meetings throughout this same period.

Construction  
Contract No. T -754A  
(VMF/CAS)

This Contract is the AET Tolling Implementation Plan, Phase 4 hard conversion of the southbound US 202 Pennsylvania toll facility to an open-road, highway speed, All Electronic Tolling (AET) system with a single-full span gantry over a reconstructed roadway that improves the US 202 roadway geometry at the existing toll facility. The project also includes the staged construction of the abutment backwall on the PA side of the New Hope-Lambertville Toll Bridge and the demolition of the existing toll plaza with a new tunnel egress.

At the April 28, 2025 Commissions' Meeting, the Commission awarded Contract No. T-754A, New Hope-Lambertville Toll Bridge All Electronic Tolling (AET) Conversion & PA Abutment Backwall Replacement to PKF-MARK III, Incorporated (PKF) of Newtown, Pennsylvania for an amount not-to-exceed \$11,863,715.00. PKF was provided with Notice of Award and Limited Notice to Proceed effective April 29, 2025 and full Notice to Proceed was issued effective June 5, 2025.

During the reporting period PKF continued working on punch list items remaining from Stage 1B after completing all of the critical construction components of this Stage by the milestone date of January 9, 2026. The southbound work zone was turned over to the All-Electronic Tolling vender, TransCore on January 9<sup>th</sup>. TransCore installed and continued testing the new tolling equipment. including AET system verification, tuning and running test vehicles under the new tolling equipment to simulated various traffic scenarios and accuracy of the tolling equipment. There will be a lull in the testing during the month of April while PKF removes/replaces the roughly 300 LF of existing concrete pavement, two lanes wide, just north of the toll gantry in the southbound lanes. Final testing of the tolling equipment will resume in early May for an anticipated "Go-Live" with the new All-Electronic-Tolling in late May/early June 2026.

## NH-L TB - PA ABUTMENT BACKWALL RECONSTRUCTION

Design  
Task Order Agreement No. C-769A-3  
(MEM/SJB)

Traffic Planning & Design (TPD) under Structural/Civil Task Order Assignment No. C-769A-3, executed October 24, 2024, was tasked with performing the inspection and determining the scope of the necessary action to remediate the rotated condition of the Pennsylvania abutment

# **DELAWARE RIVER JOINT TOLL BRIDGE COMMISSION**

**March 30, 2026**

## **PROJECT STATUS REPORT**

backwall. Past annual inspections found some movement over the years. And additional destructive inspection of the backwall by TPD identified conditions that were to the point of necessary remediation. As recommended by TPD, this included replacing the backwall, resting atop the abutment itself, in its entirety. Under modification No. 1 to this Task Order Agreement TPD performed the design of the back wall replacement and prepared the necessary construction documents.

During the progression of design, the Commission decided to combine the Pennsylvania abutment backwall Reconstruction project and the All-Electronic Tolling Phase 4 Hard Conversion construction project into one (1) construction contract. Rummel, Klepper & Kahl, LLP (RK&K) performed the New Hope-Lambertville Toll Bridge AET Conversion design under contract C-754A. TPD and RK&K collaborated to combine the contract documents from each project and issue a single construction contract T-754A New Hope-Lambertville TB All Electronic Tolling (AET) Conversion Design.

## **CENTRE BRIDGE- STOCKTON TOLL-SUPPORTED BRIDGE**

### **CB-S TSB BEARING & BRIDGE SEAT REHABILITATION**

Design

Task Order Assignment No. C-769A-2  
(VMF/MEM)

During the biannual inspection of the Toll-Supported bridges, the Commission's General Engineering Consultant (GEC) identified several areas that require repair at the Centre Bridge-Stockton Toll-Supported Bridge (CBSTSB). The areas of concern are identified as loose, missing and/or bent anchor bolts at the truss and sidewalk bearings with associated spalls in the bridge seats resulting in loss of bearing area. Additional areas of repair are identified at the deck joints and bridge seats of the single span bridge over the Canal at the west approach of CBSTSB.

Traffic Planning and Design, Inc (TPD) was provided with Notice to Proceed on December 13, 2022, for the design of the repairs.

The final design construction documents have been provided to A.P. Construction (AP). Throughout the working period, staff from the Commission, AECOM, Gordian (JOC Program Manager), TPD and AP continued to negotiate final costs for the repairs. A meeting was held on December 23, 2025 with all parties noted to discuss comments and the cost proposal returned by the DRJTBC/AECOM for AP's review and acceptance, which AP is currently reviewing.

**DELAWARE RIVER JOINT TOLL BRIDGE COMMISSION**

**March 30, 2026**  
**PROJECT STATUS REPORT**

**CB-S TSB – BRIDGE SHELTER WATER LINE REPLACEMENT**

Task Order Assignment No. C-803A-3  
(HMS/SJB)

On January 28, 2026, the Commission provided French and Parrello Associates (FPA) with Notice-to-Proceed for design services in support of the construction of the water line replacement at the Centre Bridge – Stockton Toll-Supported Bridge. Commission Staff and the FPA team participated in a project kick-off meeting on February 6, 2026. FPA submitted a preliminary Existing Conditions and Recommendations report on February 20, 2026, which has been reviewed by Commission staff. FPA is in the process of finalizing the report.

**LUMBERVILLE – RAVEN ROCK TOLL-SUPPORTED PEDESTRIAN  
BRIDGE**

**L-RR TSPB ARCHITECTURAL LIGHTING & ELECTRONIC  
SURVEILLANCE/DETECTION SYSTEM (ESS) DESIGN**

Task Order Assignment No. C-803A-2  
(HMS/SJB)

On June 3, 2025, the Commission provided French and Parrello Associates (FPA) with Notice-to-Proceed for design services in support of construction of architectural lighting and ESS infrastructure at the Lumberville-Raven Rock toll supported bridge. Commission Staff and the FPA team participated in a project kick-off meeting on June 13, 2025. Technical coordination meetings between the Commission and FPA were held during the reporting period. FPA continued developing final design plans to go out to bid.

**UHLERSTOWN-FRENCHTOWN TOLL-SUPPORTED BRIDGE**

**U-F TSB REHABILITATION**

Design  
Contract No. C-642A  
(MEM/KMS)

At the January 29, 2024 Commissioners Meeting, the Commission awarded Contract No. C-642A, Uhlerstown - Frenchtown Toll-Supported Bridge Rehabilitation Design to WSP USA, Inc. (WSP) of Exton, PA for an amount not-to-exceed \$1,771,189.56. WSP was provided with Notice of Award and Limited Notice to Proceed on January 29, 2024. A project Kick-Off meeting was held on February 6, 2024. The Agreement was executed and the full Notice to Proceed was issued on February 23, 2024. During the reporting period, WSP continued to provide construction support services for the project, including review of submittals, general construction support, attending status meetings, and providing responses to RFIs. During this reporting period the design team has initiated esthetic lighting commissioning activities.

# DELAWARE RIVER JOINT TOLL BRIDGE COMMISSION

## March 30, 2026 PROJECT STATUS REPORT

Construction Management/Inspection Services  
Contract CM-642A  
(MEM/KMS)

At the December 2024 Meeting, the Commission awarded Contract No. CM-642A, Construction Management/Inspection Services for the Uhlerstown-Frenchtown Toll-Supported Bridge Rehabilitation Project, to Urban Engineers, Inc. of Cherry Hill, NJ (Urban) for a not-to-exceed amount of \$1,587,138.62. Urban was provided with Notice of Award and Limited Notice to Proceed effective December 23, 2024. The full Notice to Proceed was authorized effective March 19, 2025.

The CM/CI field office has been established in Frenchtown, NJ. The team continues to manage and inspect the construction activities. During the reporting period, the CMCI team has been managing and inspecting the construction, as well as, facilitating the processing of contractor submittals and RFIs. The CM/CI team has also started the preparation of project close-out documentation including esthetic lighting commissioning activities.

Construction  
Contract No. TS-642A  
(MEM/KMS)

At the December 2024 Meeting, the Commission awarded Contract No. TS-642A, Uhlerstown-Frenchtown Toll-Supported Bridge Rehabilitation, to Anselmi & DeCicco, Inc. of Maplewood, NJ (Anselmi) for a not-to-exceed amount of \$22,216,237.00. Anselmi was provided with Notice of Award and Limited Notice to Proceed effective December 23, 2024. The Agreement for this project has been executed and the full Notice to Proceed was issued on January 24, 2025.

Throughout the reporting period the Contractor continued to work on electrical infrastructure, esthetic lighting fixtures, and complete miscellaneous underdeck construction work.

## **I-78 TOLL BRIDGE**

### **I-78 TB NEW JERSEY ROADWAY REHABILITATION AND POWER & COMMUNICATION INFRASTRUCTURE UPGRADES**

Design  
Contract No. C-766A  
(CLR/SJB)

This Contract is for professional consultant design services to include verification of condition assessment, preliminary and final design, and post-design services for the rehabilitation of the I-78 New Jersey Approach Roadway and reassessment of the preliminary design documents associated with the I-78 Power and Communication Infrastructure Design Services as developed

# **DELAWARE RIVER JOINT TOLL BRIDGE COMMISSION**

**March 30, 2026**

## **PROJECT STATUS REPORT**

by Arora and Associates, P.C. in October 2022 along with the preliminary and final design and post design services for the I-78 Power and Communication Infrastructure Design.

Arora and Associates, P.C. was issued a Notice of Award and Limited Notice to Proceed effective May 23, 2023. A project kick-off meeting was held with Arora on May 31, 2023. The Contract was fully executed on June 20, 2023, with full Notice to Proceed effective June 22, 2023.

The Construction Contractor reached Contract Final Completion on July 16, 2025. During this reporting period Arora submitted in the final version of the I-78 Stormwater Mapping which has been accepted by the Commission. This contract is now being closed out.

## **EASTON-PHILLIPSBURG TOLL BRIDGE**

### **E-P TB BROAD STREET VIADUCT SIDEWALK REPLACEMENT**

Task Order Assignment No. C-789A-1  
(HMS/MEM)

On March 11, 2025, the Commission provided Pennoni Associates with Notice-to-Proceed for design services in support of replacement/rehabilitation of upstream and downstream sidewalks on the Easton-Phillipsburg toll bridge Broad Street viaduct. Technical coordination meetings between the Commission and Pennoni were held during the reporting period. Pennoni continued developing final design plans to go out to bid.

## **MILFORD – MONTAGUE TOLL BRIDGE**

### **M-M TB STRUCTURAL ANALYSIS AND REPAIRS**

Design  
Task Order Assignment No. C-788A-4  
(MEM/KMS)

During the biannual inspection of the Toll bridges, the Commission's General Engineering Consultant (GEC) and Commission personnel identified areas that require repair at the Milford-Montague Toll Bridge (MMTB). Areas of concern included: locations where the light post standards are attached to the top chord of the trusses; an incorrectly set curb plate at the pier 3 deck joint damaged during snowplow operations; severe concrete deterioration at the approach parapets; large spalls at the pier cap & bridge seats; differential between panels at the sidewalk mid-span.

Traffic Planning and Design, Inc (TPD) was provided with Notice to Proceed on October 21, 2024 to design repairs and verify/update bridge load ratings. TPD performed field visits to the bridge site in November 2024. The project recommendations report was submitted, reviewed, and accepted in July, 2025. During this reporting period, TPD has continued work on the pre-final design submission.

# **DELAWARE RIVER JOINT TOLL BRIDGE COMMISSION**

**March 30, 2026**  
**PROJECT STATUS REPORT**

**M-M TB STORAGE BUILDING**  
Task Order Assignment No. C-789A-2  
(HMS/SJB)

On June 6, 2025, the Commission provided Pennoni Associates with Notice-to-Proceed for design services in support of construction of a storage building at the Milford-Montague toll bridge facility. Commission Staff and the Pennoni team participated in a project kick-off meeting on June 11, 2025. Pennoni Associates has submitted final design plans for a job order contract. Commission Staff is preparing the documents to be issued for a job order contract.

## **MULTIPLE FACILITIES AND/OR COMMISSION-WIDE**

**CAPITAL PROGRAM MANAGEMENT CONSULTANT (CPMC) &  
DESIGN MANAGEMENT CONSULTANT (DMC) SERVICES FOR CAPITAL  
IMPROVEMENT PROJECTS**

**CPMC SERVICES THROUGH DECEMBER 31, 2028**  
Task Order Assignment No. C-502A-1N  
(CLR/SJB)

Task Order Assignment No. C-502A-1N was authorized on April 8, 2024 for the continuation of Capital Program Management Consultant (CPMC) Services through December 31, 2028. The budget currently authorized for this assignment is anticipated to cover full-staff CPMC Services through December 31, 2025. Services under this Task Order Assignment from January 1, 2026 through December 31, 2028. Under Task Order Assignment 502A-1N, AECOM continues to provide Capital Program Management Consultant (CPMC) Staff Augmentation Services for delivery of the Commission's Capital Program. AECOM is currently providing three (3) full-time Project Managers to oversee and administer various design and construction projects that are being advanced in the Capital Improvement Program.

CPMC staff will continue to provide support to the Commission in advancing the Capital Program in the following areas: procurement assistance, scheduling and cost control, programming/planning, Project Management, Program Area Management, technical support, design oversight and support, construction oversight and support, and oversight and support of the Job Order Contract (JOC) construction work, all including coordination with multiple Commission departments outside of Engineering.

# DELAWARE RIVER JOINT TOLL BRIDGE COMMISSION

March 30, 2026  
PROJECT STATUS REPORT

## UNDERWATER SUBSTRUCTURE IMPROVEMENTS DESIGN – ALL REGIONS

Design  
Contract No. C-782A  
(MEM/SJB)

IH Engineers, P.C. of Princeton, New Jersey was awarded this contract and given full notice to proceed with the delivery of the executed agreement on August 18, 2023. In 2021 the Commission performed the 5-year interval underwater inspections of each of its river crossing bridges, to meet National Bridge Inspection Standards (NBIS) requirements. The findings of these inspections identified the need for bridge substructure repair and/or rehabilitation of existing scour remediation measures at bridge substructures below the water level. IH's scope is to prepare a **Substructure Foundation Report (SFR)**, identifying foundation types and assessing vulnerability to scour at each of the Commission's Delaware River crossings. followed by a **Condition Assessment Report (CAR)** recommending any repairs or maintenance required to mitigate potential effects of scour).

IH's subconsultants GPI and JMT have completed the in-depth field inspections for incorporation into the Condition Assessment Report (CAR). IH has reviewed potential remediation methods to affect the repairs with NJDEP. Based upon NJDEP comments. alternate repair methods are being developed by IH as the CAR continues to be progressed. IH is working on the preliminary design to support the effort to acquire the necessary permits.

IH and the Engineering Department have held 'workshop' meetings to finalize the CAR and its recommendations. A revised Corrective Action Report was resubmitted on September 4, 2025. Based on recommendations prescribed in the CAR, IH is progressing the preliminary design.

## BRIDGE INSPECTION PLATFORM LAYOUT AND DESIGN TOLL-SUPPORTED BRIDGES

Design  
Task Order Assignment No. C-788A-5  
(MEM/SJB)

The purpose of this project is to develop detailed temporary rigging access platforms, cabling, and attachment details for internal Commission use. Rigging access is needed to inspect and maintain the underside of the Commission's Toll-Supported Bridges. The rigging system shall be designed to be efficiently installed, operated, and maneuvered by Commission staff.

Traffic Planning and Design, Inc (TPD) was provided with Notice to Proceed on September 24, 2024. A kick-off meeting was held on October 6. After field site visits during the October month, a meeting was held with Maintenance, Engineering, TPD and TPD's subconsultant Malick Sherer (MS). A draft report was received on January 20<sup>th</sup>, 2025 was reviewed by Commission staff. A progress Meeting was held March 20, 2025, during which TPD was asked to take an additional review of the more difficult to access bridges.

# DELAWARE RIVER JOINT TOLL BRIDGE COMMISSION

March 30, 2026  
PROJECT STATUS REPORT

## BRIDGE MONITOR SHELTER ENHANCEMENTS PROGRAM DEVELOPMENT

Task Order Assignment No. C-771A-1  
(WMC/KMS)

French & Parrello Associates, P.A. and their sub-consultant, USA Architects, Planners + Interior Designers are developing a system-wide program to enhance the Commission's inventory of bridge monitor shelters. A draft report was provided and is currently under review by Commission staff.

## ELECTRONIC SURVEILLANCE / DETECTION SYSTEM NETWORK VIDEO MANAGEMENT SYSTEM (NVMS) INTEGRATOR SERVICES

Contract No. DB-768A  
(WMC/KMS)

Dynamic Security, LLC (dba Secuni) continued to provide maintenance services of headend type equipment in support of the Electronic Surveillance / Detection System (ESS) under the direction of the Commission's Public Safety and Bridge Security Department, who operates the system from the Control Centers located at the New Jersey State Police's Regional Operation and Information Center (ROIC) in West Trenton, New Jersey and the New Hope-Lambertville Toll Bridge facility in New Hope, Pennsylvania.

Throughout the reporting period, work efforts focused on developing the implementation plan for the deployment of an Endpoint Detection and Response solution across the ESS.

## ELECTRONIC TOLL COLLECTION CUSTOMER SERVICE CENTER/VIOLATION PROCESSING CENTER PROJECT

Contract No. DB-584A  
(CAS/KMS)

Conduent continues to develop the **real time digital payment function** at the NJ E-ZPass CSC for toll by plate customers. Conduent revised the terms and conditions that will be displayed on the NJ E-ZPass website, and comments were provided from the NJTA. Conduent has released this functionality into the NJ CSC software, and they are proceeding with testing it through a small group of individuals.

The NJ E-ZPass CSC launched the Amnesty Program in June 2025. NJ MVC legislation was passed and NJTA is working with the MVC on the programs. There are two programs: the Amnesty Program and the Vehicle Registration Suspension Program. The Amnesty Program must run for 180 days, with no lookback timeframe, meaning the program can go back as far as the violator wants to pay. Violation transactions after the start of the program are NOT eligible. The program is open to all violators (from any state), with tolls and fees that are \$500 or more prior to June 2025. The program must offer a 25% reduction of the fees, the program will collect 100% of the toll revenue. When applying payment, 100% of the toll amount will be satisfied first, followed by AET fees and administrative fees. The amount owed must be paid in full of no

# **DELAWARE RIVER JOINT TOLL BRIDGE COMMISSION**

**March 30, 2026**

## **PROJECT STATUS REPORT**

payment plan. A violator may make arrangements for a payment plan, outside of the Amnesty Program. For the NJ MVC Vehicle Registration Suspension, the transactions criteria include all NJ E-ZPass agency violations, unpaid tolls, administration fees and AET fees totaling \$500 or more; or 60 or more violations with at least one having occurred after January 2024 (legislation date). The Amnesty Program was completed in November 2025 and the NJTA has identified the first group of vehicles to request registration suspension. These vehicles are currently under administrative review by the NJTA.

TransCore coordinated with Conduent for testing that will occur in March for the new toll host that is being deployed to support the Hard AET conversion at the New Hope – Lambertville Toll Bridge, along with the other toll plazas.

The NJTA, as the lead agency, is facilitating all meetings with the other agencies and Conduent to manage the implementation of outstanding system elements for the New Jersey E-ZPass Customer Service Center.

## **ELECTRONIC TOLL COLLECTION SYSTEM REPLACEMENT**

**Design, Build and Maintain**

**Contract No. DB-540A**

**(CAS/KMS)**

Lane equipment cleaning is a constant activity during this time of year. Firmware upgrades are continuing on all UPS units. In addition, UPS units are affected by the extreme cold and battery conditions are being checked. Also, all lane cameras are being checked for image clarity.

Commission Staff is working with TransCore to identify locations within the Commission's facilities for TransCore to store spare parts that are used by their technicians when responding to various in-lane toll system issues.

Commission Staff and TransCore meet monthly to review and discuss system operational and maintenance items. A weekly call also takes place to briefly review system maintenance items for the week.

## **JOB ORDER CONTRACTING SERVICES**

**JOB ORDER CONTRACTING PROGRAM MANAGER**

**Contract No. C-727A**

**(WMC/KMS)**

The Gordian Group continued to provide program management services in support of the Commission's Job Order Contracting Program involving development of price proposals within the information management software as well as the construction management services in support of each individual job order.

Additional work involved finalizing the front-end bid documents as well as the Construction Task Catalog and supplementary Technical Specifications to be used to procure

**DELAWARE RIVER JOINT TOLL BRIDGE COMMISSION**

**March 30, 2026**

**PROJECT STATUS REPORT**

contractors to provide job order contracting type construction services. Documents were made publicly available for prospective bidder on February 19th and a Pre-Bid Conference was held on March 4th.

**JOB ORDER CONTRACTING SERVICES  
FOR BRIDGE, HIGHWAY, AND CIVIL WORK – NORTH REGION  
Contract No. T/TS-784A  
(WMC/KMS)**

Representatives from Mount Construction Company participated in a training session on June 28, 2023 involving the JOC Information Management Software, using the Construction Task Catalog and the understanding the Job Order Development Process.

Notice-to-Proceed was issued effective July 1, 2023.

**JOB ORDER CONTRACTING SERVICES  
FOR BRIDGE, HIGHWAY, AND CIVIL WORK – SOUTH REGION  
Contract No. T/TS-785A  
(WMC/KMS)**

Representatives from Mount Construction Company participated in a training session on June 28, 2023 involving the JOC Information Management Software, using the Construction Task Catalog and the understanding the Job Order Development Process.

Notice-to-Proceed was issued effective July 1, 2023.

**JOB ORDER CONTRACTING SERVICES  
FOR BUILDING AND FACILITY WORK – NORTH REGION  
Contract No. T/TS-786A  
(WMC/KMS)**

Representatives from Mount Construction Company participated in a training session on June 28, 2023 involving the JOC Information Management Software, using the Construction Task Catalog and the understanding the Job Order Development Process.

Notice-to-Proceed was issued effective July 1, 2023.

**JOB ORDER CONTRACTING SERVICES  
FOR BUILDING AND FACILITY WORK – SOUTH REGION  
Contract No. T/TS-787A  
(WMC/KMS)**

Representatives from A.P. Construction participated in a training session on June 28, 2023 involving the JOC Information Management Software, using the Construction Task Catalog and the understanding the Job Order Development Process. Notice-to-Proceed was issued effective July 1, 2023.

# **DELAWARE RIVER JOINT TOLL BRIDGE COMMISSION**

**March 30, 2026**  
**PROJECT STATUS REPORT**

## **GENERAL ENGINEERING CONSULTANT**

2023-2026 Annual Inspections

Contract No. C-757A

(HMS/MEM)

As the Commission's General Engineering Consultant (GEC), Pickering, Corts & Summerson (PCS) provided Annual Inspection Services for Toll Bridges in 2021 and 2023, and Toll-Supported bridges in 2022 and 2024. A modification to the GEC contract in November of 2024 provided PCS a second and last extension for the 2025-2026 cycle inspections.

Commission Staff and the PCS Team held a kick-off meeting on February 17, 2026 for the 2026 Toll-Supported Bridge Inspections. Field inspections are anticipated to begin in March 2026 and end in June 2026.

## **TOLL PLAZA RESTRIPING**

Design

Task Order Assignment No. C-760A-6

(JRB/SJB)

Under this Task Order Assignment (TOA) the Consultant, Remington & Vernick Engineers (RVE), is providing professional consulting services to review, analyze, provide alternatives, and prepare construction plans for revised toll plaza and approach restriping at the seven (7) traditional toll plazas.

Plans for Interstate 78 and Trenton – Morrisville were completed as part of the T-766A I-78 I-NJ Roadway Rehabilitation and Power & Communication Infrastructure Improvements project and the of T-746A Trenton – Morrisville Toll Bridge Roadway Paving and Deck Sealing Improvements project, respectively.

Due to timing of the upcoming accelerated AET conversion projects, the Commission will incorporate the new toll plaza striping with additional full facility restriping at the Easton – Phillipsburg, Portland – Columbia, and Delaware Water Gap Toll Bridges as they were last striped in 2015, 2015, and 2021, respectively.

## **TRAFFIC ENGINEERING CONSULTANT**

2025-2026 Annual Reports

Task Order Assignment No. C-761A

(CAS/ KMS)

A resolution to accept the annual report was accepted at the Commission's February 2026 Commission Meeting. The final annual report was distributed internally. Pennoni Engineers updated the 5-year traffic and revenue study that will be used to support potential bond funding. This document is being reviewed by Commission Staff.

# **DELAWARE RIVER JOINT TOLL BRIDGE COMMISSION**

**March 30, 2026  
PROJECT STATUS REPORT**

## **TRAFFIC COUNT PROGRAM UPGRADE**

**Contract No. DR-550A  
(JRB/CAS)**

Signal Service, Inc. of West Chester, PA (SS) is a member of the Pennsylvania Department of General Services COSTARS Program and installs traffic counter equipment purchased under that program.

Commission staff and Signal Service continue to monitor and reconfigure or recalibrate traffic count sensors at any bridges when needed. There are a few bridges that are problematic, including Uhlerstown – Frenchtown, Upper Black Eddy – Milford, and Riverton – Belvidere where narrow approach roadways coupled with steel guiderail has caused issues with radar counts.

On January 16, Signal Service, Inc., of West Chester, PA (SS) was issued a new Purchase Order for 2026 Traffic Counter Maintenance Services. As a member of the Pennsylvania Department of General Services COSTARS Program, SS will continue providing the Commission with Maintenance Services of the traffic counter radar system that was installed in 2023, including quarterly maintenance and reinstallation/recalibration after rehabilitation or other projects are completed that require relocation of the traffic counter equipment.

Quarterly maintenance was performed on February 4, 5, 6, and 10 at all facilities except NH-L Toll Bridge and Uhlerstown – Frenchtown TSB, which are offline due to construction. On March 3, the Uhlerstown – Frenchtown TSB traffic counter was relocated to the new pole installed under Contract No. TS-642A U-F TSB Rehabilitation by the ESS Department. Signal Service was on-site to setup the traffic counter, configure it, and perform Quarterly Maintenance. Calibration was unsatisfactory and Signal Service will be returning to re-calibrate.

## **AET SYSTEM SUPPORT SERVICES**

**Task Order Assignment No. C-770A-5  
(CAS/ KMS)**

Under this Task Order Assignment, the RK&K team is providing is providing support services for transition of the Commission’s seven (7) toll plazas from AET In Place to full AET configurations, convert the Scudder Falls Toll Bridge to the new toll system, and implement a new electronic toll collection system. Anticipated services include working with Commission staff, its in-lane toll system provider (TransCore) and E-ZPass Customer Service Center vendor (Conduent) to transition the Commission’s existing toll operation to a new All Electronic Tolling system at each new toll gantry. This task will also include managing the coordination between TransCore and various civil design/construction teams, review of TransCore design and test documents, oversight of system testing, and post conversion transaction monitoring.

The RK&K team participated in meetings with the NH-L Toll Bridge AET construction team and TransCore to coordinate the testing of the in-lane All Electronic Tolling system at this location. Further, the RK&K team is working with all parties to determine how best to

# **DELAWARE RIVER JOINT TOLL BRIDGE COMMISSION**

**March 30, 2026**

## **PROJECT STATUS REPORT**

accommodate additional roadway pavement replacement and coordinating this work with the tuning and testing of the newly installed AET system.

The RK&K team continues to review submittals from TransCore related to the AET system. These items include updated project schedule, System Detailed Design Documents, Manuals and Design Drawings.

The RK&K team also is assisting with the coordination and exchange of information between the Trenton – Morrisville Toll Bridge AET design team and the Commission’s in-lane toll system provider.

### **IN-LANE ALL ELECTRONIC TOLL COLLECTION SYSTEM DESIGN, BUILD & MAINTAIN**

Contract No. DB-792A  
(CAS/ KMS)

#### **SYSTEM WIDE**

Commission Staff, TransCore and the RK&K team participated in bi-weekly project status meetings. TransCore submitted the updated schedule that addressed previously provided review comments. The revised schedule is under review by RK&K and comments will be shared with TransCore. TransCore submitted several revised chapters of the system Detailed Design Document. RK&K reviewed the documents to confirm that our comments were addressed, and the documents were finalized by TransCore. TransCore submitted several system manuals that are being reviewed by Commission Staff and RK&K.

TransCore completed the installation of the Primary Toll Host and is working with the New Jersey Customer Service Center (NJ CSC) to establish connectivity and data exchanges. The secondary toll host installation at a separate Equinix location is on-going.

TransCore facilitated follow-up meetings with Conduent to coordinate connectivity testing between the new in-lane toll system and the NJ Customer Service Center. TransCore submitted the revised CSC Integration Test Plan that addressed review comments and the document was shared with Conduent for their review and information.

#### **NEW-HOPE-LAMBERTVILLE TOLL BRIDGE**

TransCore began several dry runs as they prepare for Factory Acceptance Testing of the AET system at the New Hope – Lambertville Toll Bridge. Coordination for this effort includes meeting with the construction team to make sure proper access is provided for highway speed vehicle testing, locating space within the administration building for their use during testing and working with Commission Staff for vehicles and drivers during that actual testing.

# **DELAWARE RIVER JOINT TOLL BRIDGE COMMISSION**

**March 30, 2026**

## **PROJECT STATUS REPORT**

TransCore staff continues to meet with the New Hope – Lambertville Toll Bridge AET Conversion construction team to discuss the construction progress and to coordinate the all-electronic-tolling equipment installation and testing schedules.

### **TRENTON-MORRISVILLE TOLL BRIDGE**

TransCore continue to respond to questions from Atkins Réalis related to the T-M Toll Bridge AET design. Further, TransCore met with the design team to review the existing equipment located in the toll plaza tunnel and determine what needs to be maintained, removed, or relocated during the construction project. The Preliminary Design plans for this project were shared with TransCore for their review.

### **NEW JERSEY E-ZPASS SERVICES**

Contract No. DB-791A  
(CAS/ KMS)

For the Customer Service Center Services for the New Jersey E-ZPass Group (Category A), the New Jersey Turnpike Authority (NJTA) awarded the agreements at their Board Meeting. The NJTA issued their findings from the procurement challenge, concluding that the NJTA properly determined TransCore to be the most qualified responsible proposer. Accordingly, the hearing officer recommended that the award to TransCore should be sustained and the protest of Conduent be dismissed. Contract documents were provided from the NJTA for Category A Customer Service Center Services for the New Jersey E-ZPass Group and for Category B for License Plate Review Services for the New Jersey E-ZPass Group. The documents were provided to Commission counsel for review prior to execution.

As TransCore submits various documents, they are being reviewed by the implementation team that includes North Highland and HNTB under contract with the New Jersey Turnpike Authority. Commission Staff are participating on their assigned implementation team meetings as needed. Meetings are held to review the business rules, the AET accounts/toll bills and the system architecture. Additionally, TransCore facilitated an initial meeting with Conduent, the current NJ CSC vendor, to discuss data migration.

The New Jersey Turnpike Authority issued a Request for Proposals for Category D Merchant Services. Proposals were received and review by the technical evaluation committee is underway. The procurement was challenged and a new procurement for these services will be completed by the NJTA in the near future.

### **NON-DESTRUCTIVE BRIDGE PIN TESTING PROGRAM**

Deterioration (corrosion) of a structural pin was found at the New Hope-Lambertville Toll-Supported bridge, during the bridge blast cleaning and painting stage of the 2024-2025 rehabilitation of the bridge. Replacement of the deteriorated pin took place, which prompted the non-destructive ultrasonic testing of the remaining 209 pins on the bridge. All results were positive.

# DELAWARE RIVER JOINT TOLL BRIDGE COMMISSION

## March 30, 2026 PROJECT STATUS REPORT

As a result of the findings of a structural pin deterioration on the New Hope - Lambertville Toll-Supported bridge, the Commission decided to perform testing on all the structural pins in its bridge system.

### **SOUTHERN REGION BRIDGES**

Design/Testing  
Contract No. C-813A  
(MEM/SJB)

At the Commissions November 24, 2025 the Commission awarded his contract to Pennoni Associates (PA) of King of Prussia, PA for the not-to-exceed amount of \$1,080,103.19. This contract will test the structural pins at the following locations:

- New Hope – Lambertville Toll Bridge (US 202) (approximately 16 hanger assembly pins)
- Calhoun Street Toll-Supported Bridge (Wrought Iron - approximately 252 truss pins)
- Lumberville-Raven Rock Pedestrian Bridge (approximately 8 anchorage pins)

A project kickoff meeting was held with PA on December 15, 2025. Project field work started in mid-February 2026 with the testing of pins along the north side of the New Hope – Lambertville Toll Bridge.

### **CENTRAL REGION BRIDGES**

Design/Testing  
Contract No. C-813B  
(MEM/SJB)

At the Commissions November 24, 2025 the Commission awarded his contract to Modjeski and Masters (MM) of Mechanicsburg, Pennsylvania for a not-to-exceed amount of \$850,174.94. This contract will test the structural pins at the following locations:

- Northampton Street Toll-Supported Bridge (approximately 98 truss pins)
- Easton-Phillipsburg Toll Bridge (US 22) (approximately 74 truss pins)
- Riegelsville Toll-Supported Bridge (approx. 8 suspension cable pins, 162 suspension rod pins)

A kickoff meeting was held with M&M on January 15, 2026. The M&M team has initiated the review of existing bridge plans and has commenced coordination for the upcoming inspection and testing of bridge pins.

# **DELAWARE RIVER JOINT TOLL BRIDGE COMMISSION**

**Meeting of March 30, 2026**

## **OPERATIONS**

The following Pages reflect the reports on those items assigned to the Operations Department. Each item is reported separately and page numbered accordingly.

**DELAWARE RIVER JOINT TOLL BRIDGE COMMISSION**

**Meeting of March 30, 2026**

**OPERATIONS INDEX**

**FOR**

**PUBLIC SAFETY & BRIDGE SECURITY**

<b>SUBJECT</b>	<b>DESCRIPTION</b>	<b>PAGE NUMBER</b>
Public Safety & Bridge Security	Status Reports Month of February 2026	1-26

DELAWARE RIVER JOINT TOLL BRIDGE COMMISSION  
Meeting of March 2026

PUBLIC SAFETY AND BRIDGE SECURITY  
The month of February 2026

The following items represent meetings, communications, tasks, and projects involving the Public Safety and Bridge Security Department (PSBS) during the month of February 2026:

**Access Control System**

- The ESS Maintenance staff continued upgrading components of the Commission's access control system and adjusting doors to ensure the security of Commission facilities.
- The Access Control System (ACS) database was audited, and pictures were updated for employees' and contractor cards.
- Various employee ACS rights were updated and changed at the supervisors' request.
- Various door alarms and ACS issues were investigated and addressed.
- The temporary badges for the New Hope-Lambertville AET conversion project are still active.
- Additional temporary access badges were made for Auditors and Transcore.

**Computer Aided Dispatch**

- Testing and updating CAD reports and records continues, as well as addressing pending issues concerning the reporting end.

**Control Center**

- PSBS Control Center (CC) continues to operate 24/7, and detects, documents, and assists the regional bridges with various emergencies, traffic, and security-related incidents.
- Control Center personnel worked with Human Resources (HR) on various internal investigations.
- Control Center personnel worked with several police departments and DRJTBC personnel on various inquiries and investigations. As a result, the Control Center investigated 33 video requests.
- During the month the Control Center tracked and reported on 7 storm operations.

DELAWARE RIVER JOINT TOLL BRIDGE COMMISSION  
Meeting of March 2026

PUBLIC SAFETY AND BRIDGE SECURITY  
The month of February 2026

**Bridge Security**

- PSBS continued to arrange various Pennsylvania State Police (PSP) enforcement details and safety checks at Commission bridges. These details have resulted in various summonses and warnings being issued for motor vehicle violations, overweight violations and trucks being placed out of service for safety violations.
- Numerous State Police traffic details were arranged for Maintenance for lane closures, traffic safety and escorting oversize vehicles across Commission bridges.
- Both Toll and Bridge Security patrols continue to respond and handle various roadway, bridge and traffic incidents, accidents, and motorist aids, etc. on DRJTBC property.
- PSBS completed the monthly NJSP and PSP billing processing.
- PSBS provided security details for the DRJTBC monthly Committee and Commission meetings.
- Public Safety and Bridge Security (PSBS), along with Training and Employee Safety, conducted various practical training exercises throughout all three Regions.
- Public Safety and Bridge Security (PSBS) attended the monthly WPSC Meeting.
- PSBS Staff attended the ConRes/NSI Enterprise Resource Planning Meeting.
- PSBS Staff conducted and participated in interviews for vacant Toll-Supported Bridge Monitor positions, Control Center positions and promotions.

DELAWARE RIVER JOINT TOLL BRIDGE COMMISSION  
Meeting of March 2026

PUBLIC SAFETY AND BRIDGE SECURITY  
The month of February 2026

**Toll Operations**

- Personnel continued to coordinate the cross-training of Toll Bridge and Toll Supported Bridge personnel.
- Attended the weekly and monthly TransCore and TransCore Maintenance meetings to ensure the Operation and Maintenance of the Toll Collection System.
- Coordinated Toll Lane closures with TransCore and Maintenance for Toll System updates and repairs.
- Attended the bi-weekly NHL AET progress meetings.
- Attended the Southern Operations and Facilities bi-weekly meeting, via Teams.
- Assisted with the coordination of the new uniform order and distribution.
- Personnel held weekly Team meetings with Lieutenants and DDOT to keep Staff informed of updates.
- Continued to work with TES and coordinate training for Toll and TSB Bridge Personnel.
- Public Safety and Bridge Security (PSBS), along with Training and Employee Safety, conducted various practical training exercises throughout all three Regions.
- Continue to monitor the flow of traffic at the various toll bridges to ensure safe and efficient travel.

DELAWARE RIVER JOINT TOLL BRIDGE COMMISSION  
Meeting of March 2026

PUBLIC SAFETY AND BRIDGE SECURITY  
The month of February 2026

**Electronic Security Surveillance (ESS) Maintenance**

- Responded to and closed 72 Maximo work orders for the Commission's ESS and radio systems.
- Staff moved the Ulherstown-Frenchtown traffic counter and cabinet.
- Staff pulled cable and began testing an access control device at the New Hope-Lambertville Toll Bridge that utilizes facial recognition to unlock doors.
- Staff pulled cable to mount 7 Axis notification devices at Scudder Falls that can be utilized in times of emergency.
- Staff began building new files for the anticipated new Electronic Security and Surveillance Request for Proposals (RFP).
- Continued work with Engineering on a preliminary design for the Trenton-Morrisville fiber and camera upgrade project.
- Continued to fine tune the I-78 cameras recently installed.
- Continued working with Engineering to construct the Southern Operations & Maintenance Facilities – Trenton-Morrisville Control Center Project.
- The ESS Maintenance staff continued to work with the Regions and IT to update the Maximo radio inventory database.

In general, new trainees at the Control Center, Toll and Toll-Supported Bridges continue to progress toward their respective squads and assignments.

## February 2026 NJSP/PSP DRJTBC Combined Stats

Bridges	N/R Accidents		Reportable Accidents		Motorist Assists		Other	
	NJ	PA	NJ	PA	NJ	PA	NJ	PA
Milford-Montague Toll Bridge (R0440)	0	0	0	0	0	0	0	1
Delaware Water Gap Toll Bridge (N0641)	0	0	1	1	0	1	0	11
Portland-Columbia Pedestrian TSB (M0642)	0	0	0	0	0	0	0	60
Portland-Columbia Toll Bridge (M0643)	0	0	0	0	0	0	0	60
Riverton-Belvidere Toll Supported Bridge (M0644)	0	0	1	0	0	0	0	60
Easton-Phillipsburg Toll Bridge (M0645)	0	1	0	0	1	0	0	61
Northampton St TSB (M0646)	0	0	1	0	0	1	0	65
I-78 Toll Bridge (M0646)	0	0	2	0	3	9	0	90
Riegelsville Toll Supported Bridge (M0248)	0	0	0	0	0	0	0	37
Upper BlackEddyMilford Toll Supported (M0249)	0	0	0	0	0	0	0	46
Uhlerstown Frenchtown TSB (M0250)	0	0	0	0	0	0	0	48
Lumberville Raven Rock TSB Ped. (M0251)	0	0	0	0	0	0	0	20
Centre Bridge Stockton TSB (M0252)	0	0	0	0	0	0	0	23
New Hope Lambertville Toll (M0253)	0	0	0	0	0	0	0	9
New Hope Lambertville TSB (M0254)	0	0	0	0	0	0	0	26
Washington Crossing TSB (M0355)	0	1	0	0	0	0	0	43
Scudder Falls Toll (M0356)	0	0	0	0	0	0	0	43
Calhoun St TSB (M0357)	0	0	0	1	1	0	0	34
Lower Trenton TSB (M0358)	0	0	1	0	0	0	0	37
Morrisville Trenton Toll (M0359)	0	5	1	3	1	2	0	27

	Citations	Warnings	Security Checks
New Jersey State Police	37	55	657
<b>Pennsylvania State Police</b>	40	20	780

## PCAD Call Summary Report

This report details listed CAD calls for service for DRJTBC bridges for the month of January 2026.

	<b>Motor Vehicle Stop</b>	<b>Motorist Aid</b>	<b>Mv-Accident</b>	<b>Property Check</b>
<b>BELVIDERE BRIDGE-WAR B150</b>	5	0	1	0
<b>CALHOUN ST. BRIDGE-MER C060</b>	0	1	0	0
<b>FRENCHTOWN BRIDGE-HUN C040</b>	3	0	0	0
<b>LAMBERTVILLE BRIDGE-HUN C040</b>	15	0	0	0
<b>LOWER TRENTON BRIDGE-MER C060</b>	0	0	1	0
<b>MONTAGUE TOLL BRIDGE-SUS B050</b>	3	0	0	1
<b>MORRISVILLE-TRENTON TOLL-MER C060</b>	1	1	1	0
<b>NORTHAMPTON ST BRIDGE-WAR B150</b>	0	0	1	0
<b>PHILLIPSBURG TOLL BRIDGE-WAR B110</b>	8	1	0	0
<b>PHILLIPSBURG TOLL BRIDGE-WAR B150</b>	9	3	2	0
<b>Total</b>	<b>44</b>	<b>6</b>	<b>6</b>	<b>1</b>

## PCAD Summons Summary Report

This report details PCAD Summonses and Warnings for DRJTBC bridges for the month of January 2026

	<b>Summons</b>	<b>Warning</b>	<b>Total</b>
<b>BELVIDERE BRIDGE-WAR B150</b>	2	0	2
<b>FRENCHTOWN BRIDGE-HUN C040</b>	2	1	3
<b>LAMBERTVILLE BRIDGE-HUN C040</b>	2	4	6
<b>MORRISVILLE-TRENTON TOLL-MER C060</b>	3	0	3
<b>PHILLIPSBURG TOLL BRIDGE-WAR B110</b>	1	2	3
<b>PHILLIPSBURG TOLL BRIDGE-WAR B150</b>	4	0	4
<b>Total</b>	<b>14</b>	<b>7</b>	<b>21</b>

## **PSP DRJTBC ACTIVITY REPORT FOR: January 2026**

Relative to DRJTBC property, members of PSP investigated a total of **twelve (12)** collisions during the month of **January 2026**. Of these collisions, **seven (7)** were non-reportable crashes and there were **five (5)** reportable crashes. A total of **780** Domestic Security Checks were conducted by PSP on the twenty (20) bridges owned by the DRJTBC.

### **SUMMARY TRAFFIC ENFORCEMENT:**

TRAFFIC CITATIONS: 58  
WRITTEN WARNINGS: 180

\*MCSAP traffic citations and warnings are included in the above totals.

### **MCSAP ENFORCEMENT:**

MCSAP INSPECTIONS: 64  
TRAFFIC CITATIONS (Involving CMVs): 55  
WRITTEN WARNINGS: 121

### **INCIDENTS:**

<b>Motor Carrier Safety</b>	<b>64</b>
<b>Traffic Violation – Other</b>	<b>4</b>
<b>Disabled Motorist</b>	<b>10</b>
<b>DUI</b>	<b>0</b>
<b>Theft / Theft – Fraud/Forgery</b>	<b>0</b>
<b>Escort – Super Load – Oversize</b>	<b>0</b>
<b>Traffic Violation – Flee/Elude</b>	<b>0</b>
<b>Road Hazard – Animal – Debris</b>	<b>1</b>
<b>Request Assist – Other Agency/Local PD/Etc.</b>	<b>1</b>
<b>Refer to Other Agency/PD</b>	<b>0</b>

### **Significant Events:**

During the month of January 2026, two (2) MCSAP details were conducted on DRJTBC property. During these details, 64 inspections were conducted resulting in 55 traffic citations, 121 written warnings, 5 Operators being placed out of service, and 7 vehicles being placed out of service. That's 12 combined vehicles and operators placed out of service for major violations that could have resulted in harm or damage to DRJTBC employees/property as well as the motoring public had they not been stopped and inspected.

***Future enforcement details will continue to be conducted on the Trenton-Morrisville (US 1) Toll Bridge, the I-78 Toll Bridge, and other DRJTBC Bridges, as necessary.***

# February 2026 Overweight Crossings-Central Region

2/28/2026

Bridge	Total Turnarounds	Total Overweights	Total Manned	Total Unmanned	NJSP Response	Summons Issued	Warnings Issued	PSP Response	Citations Issued	Warnings Issued2	Local Police Response	No Response
Riverton-Belvidere	116	2	2	0	1	0	0	1	0	1	0	0
Northampton St.	405	3	3	0	3	2	1	0	0	0	0	0
Riegelsville	155	0	0	0	0	0	0	0	0	0	0	0
Uhlerstown - Frenchtown	159	1	0	1	1	1	0	0	0	0	0	0
<b>February Totals</b>												
Bridge	Total Turnarounds	Total Overweights	Total Manned	Total Unmanned	NJSP Response	Summons Issued	Warnings Issued	PSP Response	Citations Issued	Warnings Issued	Local Police Response	No Response
Riverton-Belvidere	249	4	3	1	2	1	0	2	1	1	3	0
Northampton St.	895	4	4	0	4	3	1	0	0	0	1	0
Riegelsville	332	1	1	0	0	0	0	1	1	0	0	0
Uhlerstown - Frenchtown	320	2	0	2	2	1	1	0	0	0	0	0
	0	0	0	0	0	0	0	0	0	0	0	0
<b>Year to Date Totals</b>	<b>1796</b>	<b>11</b>	<b>8</b>	<b>3</b>	<b>8</b>	<b>5</b>	<b>2</b>	<b>3</b>	<b>2</b>	<b>1</b>	<b>4</b>	<b>0</b>

# February 2026 Overweight Crossings-Southern Region

2/28/2026

Bridge	Total Turnarounds	Total Overweights	Total Manned	Total Unmanned	NJSP Response	Summons Issued	Warnings Issued	PSP Response	Citations Issued	Warnings Issued2	Local Police Response	No Response
Lower Trenton	229	4	0	4	0	0	0	4	0	4	0	0
Calhoun Street	81	0	0	0	0	0	0	0	0	0	0	0
Washington Crossing	120	1	0	1	1	0	1	0	0	0	0	0
New Hope Lambertville	117	1	1	0	0	0	0	1	0	1	0	0
Centre Bridge Stockton	75	1	0	1	1	1	0	0	0	0	0	0
<b>February Totals</b>	<b>622</b>	<b>7</b>	<b>1</b>	<b>6</b>	<b>2</b>	<b>1</b>	<b>1</b>	<b>5</b>	<b>0</b>	<b>5</b>	<b>0</b>	<b>0</b>
Bridge	Total Turnarounds	Total Overweights	Total Manned	Total Unmanned	NJSP Response	Summons Issued	Warnings Issued	PSP Response	Citations Issued	Warnings Issued	Local Police Response	No Response
Lower Trenton	331	8	0	8	0	0	0	8	1	7	0	0
Calhoun Street	148	0	0	0	0	0	0	0	0	0	0	0
Washington Crossing	203	1	0	1	1	0	1	0	0	0	0	0
New Hope Lambertville	250	1	1	0	0	0	0	1	0	1	0	0
Centre Bridge Stockton	155	2	0	2	2	1	1	0	0	0	0	0
<b>Year to Date Totals</b>	<b>1087</b>	<b>12</b>	<b>1</b>	<b>11</b>	<b>3</b>	<b>1</b>	<b>2</b>	<b>9</b>	<b>1</b>	<b>8</b>	<b>0</b>	<b>0</b>



Belvidere	January	February	March	April	May	June	July	August	September	October	November	December	Year to date totals
Overweight Crossings	0	1											1
Washington Crossing	January	February	March	April	May	June	July	August	September	October	November	December	Year to date totals
Turnarounds	83	120											203
NJ Side	81	115											196
PA Side	2	5											7
Overweight Crossings	0	1											1
Calhoun Street	January	February	March	April	May	June	July	August	September	October	November	December	Year to date totals
Turnarounds	67	81											148
NJ Side	41	72											113
PA Side	26	9											35
Overweight Crossings	0	0											0
Lower Trenton	January	February	March	April	May	June	July	August	September	October	November	December	Year to date totals
Turnarounds	102	229											331
NJ Side	96	226											322
PA Side	6	3											9
Overweight Crossings	4	4											8

# Monthly Activity Report

## February 2026

Location	Bridge Checks	Overweights	Accidents	Jumpers	Disabled Vehicles	Medical Emergencies
Lower Trenton	116	4	2	0	1	1
Calhoun Street	128	0	2	1	2	0
Langhorne	74	0	0	0	0	0
Scudder Falls	192	0	3	0	8	0
Washington Crossing	110	1	2	0	0	0
New Hope	142	1	0	0	0	0
Lambertville						
Centre Bridge	126	1	0	0	0	0
Stockton						
Lumberville	92	0	0	0	0	0
RavenRock						
Uhlersown	100	1	4	0	1	0
Frenchtown						
Upper Black Eddy	76	0	0	0	0	0
Milford						
Riegelsville	124	0	0	0	0	0
Northampton St.	146	3	2	0	2	0
Riverton Belvidere	77	2	1	0	1	0
Portland Columbia	0	0	0	0	0	0
Totals	<b>1503</b>	<b>13</b>	<b>16</b>	<b>1</b>	<b>15</b>	<b>1</b>
<b>Yearly Totals</b>						
Location	Bridge Checks	Overweights	Accidents	Jumpers	Disabled Vehicles	Medical Emergencies
Lower Trenton	116	4	2	0	1	1
Calhoun Street	128	0	2	1	2	0
Langhorne	74	0	0	0	0	0
Scudder Falls	192	0	3	0	8	0
Washington Crossing	110	1	2	0	0	0

Location	Bridge Checks	Overweights	Accidents	Jumpers	Disabled Vehicles	Medical Emergencies
New Hope Lambertville Centre Bridge	142	1	0	0	0	0
Stockton Lumberville RavenRock	126	1	0	0	0	0
Uhlersown Frenchtown	92	0	0	0	0	0
Upper Black Eddy Milford	100	1	4	0	1	0
Riegelsville	76	0	0	0	0	0
Northampton St.	124	0	0	0	0	0
Riverton Belvidere	146	3	2	0	2	0
Portland Columbia	77	2	1	0	1	0
Totals	0	0	0	0	0	0
	<b>1503</b>	<b>13</b>	<b>16</b>	<b>1</b>	<b>15</b>	<b>1</b>

DELAWARE RIVER JOINT TOLL BRIDGE COMMISSION

MONTHLY ACTIVITY SERVICES RENDERED REPORT

BRIDGE Riverton-Belvidere

MONTH February

YEAR 2026

ACTIVITY/SERVICE	WEEK OF 1-Feb	WEEK OF 8-Feb	WEEK OF 15-Feb	WEEK OF 22-Feb	TOTAL
Hours Worked	192	168	168	168	696
Patrols	30	61	67	73	231
Overweight Crossings	0	1	1	0	2
Overweights Refused	23	34	37	22	116
Pass Through	12	5	10	7	34
Disabled Vehicles	0	1	0	0	1
Accidents	0	1	0	0	1
Police Requests	0	0	1	0	1
Fire Dept. Requests	0	0	0	0	0
EMS / First Aid Requests	0	0	0	0	0
Traffic Control	0	2	0	0	2
Jumpers / Code 100	0	0	0	0	0
Public Interactions	20	25	42	21	108
Bicycle Warnings	0	0	0	0	0
Other	17	14	14	13	58

**NOTES:**

DELAWARE RIVER JOINT TOLL BRIDGE COMMISSION

MONTHLY ACTIVITY SERVICES RENDERED REPORT

BRIDGE Northampton Street

MONTH February

YEAR 2026

ACTIVITY/SERVICE	WEEK OF 1-Feb	WEEK OF 8-Feb	WEEK OF 15-Feb	WEEK OF 22-Feb	TOTAL
Hours Worked	384	348	340	336	1408
Patrols	71	121	132	147	471
Overweight Crossings	0	1	1	1	3
Overweights Refused	103	108	87	107	405
Pass Through	5	1	5	2	13
Disabled Vehicles	0	1	1	0	2
Accidents	2	0	0	0	2
Police Requests	1	1	0	1	3
Fire Dept. Requests	0	0	0	0	0
EMS / First Aid Requests	0	0	0	0	0
Traffic Control	0	7	1	10	18
Jumpers / Code 100	0	0	0	0	0
Public Interactions	55	69	72	74	270
Bicycle Warnings	22	6	18	7	53
Other	23	19	19	17	78

**NOTES:**

DELAWARE RIVER JOINT TOLL BRIDGE COMMISSION

MONTHLY ACTIVITY SERVICES RENDERED REPORT

BRIDGE Riegelsville

MONTH February

YEAR 2026

ACTIVITY/SERVICE	WEEK OF 1-Feb	WEEK OF 8-Feb	WEEK OF 15-Feb	WEEK OF 22-Feb	TOTAL
Hours Worked	401	336	336	336	1409
Patrols	77	111	140	154	482
Overweight Crossings	0	0	0	0	0
Overweights Refused	38	44	41	32	155
Pass Through	1	0	2	0	3
Disabled Vehicles	0	0	0	0	0
Accidents	0	0	0	0	0
Police Requests	0	0	0	0	0
Fire Dept. Requests	0	0	0	0	0
EMS / First Aid Requests	0	0	0	0	0
Traffic Control	4	3	1	39	47
Jumpers / Code 100	0	0	0	0	0
Public Interactions	45	45	21	26	137
Bicycle Warnings	0	0	0	0	0
Other	30	26	25	24	105

**NOTES:**

DELAWARE RIVER JOINT TOLL BRIDGE COMMISSION

MONTHLY ACTIVITY SERVICES RENDERED REPORT

BRIDGE Upper Black Eddy-Milford

MONTH February

YEAR 2026

ACTIVITY/SERVICE	WEEK OF 1-Feb	WEEK OF 8-Feb	WEEK OF 15-Feb	WEEK OF 22-Feb	TOTAL
Hours Worked	42	152	168	138	500
Patrols	19	41	60	60	180
Overweight Crossings	0	0	0	0	0
Overweights Refused	0	0	0	0	0
Pass Through	0	0	0	0	0
Disabled Vehicles	0	0	0	0	0
Accidents	0	0	0	0	0
Police Requests	0	0	0	0	0
Fire Dept. Requests	0	0	0	0	0
EMS / First Aid Requests	0	0	0	0	0
Traffic Control	0	0	0	0	0
Jumpers / Code 100	0	0	0	0	0
Public Interactions	12	30	37	44	123
Bicycle Warnings	0	0	0	0	0
Other	6	12	12	10	40

**NOTES:**

DELAWARE RIVER JOINT TOLL BRIDGE COMMISSION

MONTHLY ACTIVITY SERVICES RENDERED REPORT

BRIDGE Uhlerstown-Frenchtown

MONTH February

YEAR 2026

ACTIVITY/SERVICE	WEEK OF 1-Feb	WEEK OF 8-Feb	WEEK OF 15-Feb	WEEK OF 22-Feb	TOTAL
Hours Worked	212	268	228	168	876
Patrols	43	59	81	83	266
Overweight Crossings	1	0	0	0	1
Overweights Refused	42	44	41	32	159
Pass Through	15	17	12	23	67
Disabled Vehicles	0	0	0	1	1
Accidents	0	1	2	1	4
Police Requests	1	1	0	1	3
Fire Dept. Requests	0	0	0	0	0
EMS / First Aid Requests	0	0	0	0	0
Traffic Control	3	1	15	11	30
Jumpers / Code 100	0	0	0	0	0
Public Interactions	38	20	41	53	152
Bicycle Warnings	0	0	0	0	0
Other	12	9	16	11	48

**NOTES:**

DELAWARE RIVER JOINT TOLL BRIDGE COMMISSION

MONTHLY ACTIVITY SERVICES RENDERED REPORT

BRIDGE Portland-Columbia Pedestrian

MONTH February

YEAR 2026

ACTIVITY/SERVICE	WEEK OF 1-Feb	WEEK OF 8-Feb	WEEK OF 15-Feb	WEEK OF 22-Feb	TOTAL
Hours Worked					0
Patrols					0
Overweight Crossings					0
Overweights Refused					0
Pass Through					0
Disabled Vehicles					0
Accidents					0
Police Requests					0
Fire Dept. Requests					0
EMS / First Aid Requests					0
Traffic Control					0
Jumpers / Code 100					0
Public Interactions					0
Bicycle Warnings					0
Other					0

**NOTES:**

DELAWARE RIVER JOINT TOLL BRIDGE COMMISSION

MONTHLY ACTIVITY SERVICES RENDERED REPORT

BRIDGE Centre-Bridge Stockton

MONTH February

YEAR 2026

ACTIVITY/SERVICE	WEEK OF 7-Feb	WEEK OF 14-Feb	WEEK OF 21-Feb	WEEK OF 28-Feb	TOTAL
Hours Worked	108	96	142	108	454
Patrols	30	36	63	31	160
Overweight Crossings	0	1	0	0	1
Overweights Refused	19	16	22	18	75
Pass Through	3	9	2	2	16
Disabled Vehicles	0	0	0	0	0
Accidents	0	0	0	0	0
Police Requests	0	1	0	0	1
Fire Dept. Requests	0	0	0	0	0
EMS / First Aid Requests	0	0	0	0	0
Traffic Control	12	4	22	11	49
Jumpers / Code 100	0	0	0	0	0
Public Interactions	52	33	63	31	179
Bicycle Warnings	0	0	1	0	1
Other	0	0	0	0	0

**NOTES:**

DELAWARE RIVER JOINT TOLL BRIDGE COMMISSION

MONTHLY ACTIVITY SERVICES RENDERED REPORT

BRIDGE New Hope - Lambertville

MONTH February

YEAR 2026

ACTIVITY/SERVICE	WEEK OF 7-Feb	WEEK OF 14-Feb	WEEK OF 21-Feb	WEEK OF 28-Feb	TOTAL
Hours Worked	336	336	336	325	1333
Patrols	101	104	116	78	399
Overweight Crossings	0	1	0	0	1
Overweights Refused	19	31	44	23	117
Pass Through	0	13	10	6	29
Disabled Vehicles	0	0	0	0	0
Accidents	0	1	0	0	1
Police Requests	0	1	1	0	2
Fire Dept. Requests	0	0	0	0	0
EMS / First Aid Requests	0	0	0	0	0
Traffic Control	10	13	41	4	68
Jumpers / Code 100	0	0	0	0	0
Public Interactions	192	175	446	181	994
Bicycle Warnings	5	0	13	2	20
Other	0	0	0	0	0

**NOTES:**

DELAWARE RIVER JOINT TOLL BRIDGE COMMISSION

MONTHLY ACTIVITY SERVICES RENDERED REPORT

BRIDGE Washington Crossing

MONTH February

YEAR 2026

ACTIVITY/SERVICE	WEEK OF 7-Feb	WEEK OF 14-Feb	WEEK OF 21-Feb	WEEK OF 28-Feb	TOTAL
Hours Worked	168	168	168	156	660
Patrols	26	28	38	24	116
Overweight Crossings	1	0	0	0	1
Overweights Refused	23	32	35	30	120
Pass Through	1	4	3	0	8
Disabled Vehicles	0	0	0	0	0
Accidents	1	1	0	0	2
Police Requests	1	0	0	0	1
Fire Dept. Requests	0	0	0	0	0
EMS / First Aid Requests	0	0	0	0	0
Traffic Control	11	35	23	36	105
Jumpers / Code 100	0	0	0	0	0
Public Interactions	8	31	22	13	74
Bicycle Warnings	0	0	0	0	0
Other	0	0	0	0	0

**NOTES:**

DELAWARE RIVER JOINT TOLL BRIDGE COMMISSION

MONTHLY ACTIVITY SERVICES RENDERED REPORT

BRIDGE Calhoun Street

MONTH February

YEAR 2026

ACTIVITY/SERVICE	WEEK OF 7-Feb	WEEK OF 14-Feb	WEEK OF 21-Feb	WEEK OF 28-Feb	TOTAL
Hours Worked	324	276	296	272	1168
Patrols	37	27	62	39	165
Overweight Crossings	0	0	0	0	0
Overweights Refused	18	19	25	19	81
Pass Through	0	3	0	1	4
Disabled Vehicles	0	1	1	0	2
Accidents	0	1	1	0	2
Police Requests	0	0	0	0	0
Fire Dept. Requests	0	0	0	0	0
EMS / First Aid Requests	0	0	0	0	0
Traffic Control	0	4	0	9	13
Jumpers / Code 100	0	0	0	1	1
Public Interactions	7	4	0	11	22
Bicycle Warnings	0	7	3	8	18
Other	0	0	0	0	0

**NOTES:**

DELAWARE RIVER JOINT TOLL BRIDGE COMMISSION

MONTHLY ACTIVITY SERVICES RENDERED REPORT

BRIDGE Lower Trenton

MONTH February

YEAR 2026

ACTIVITY/SERVICE	WEEK OF 7-Feb	WEEK OF 14-Feb	WEEK OF 21-Feb	WEEK OF 28-Feb	TOTAL
Hours Worked	154	168	150	192	664
Patrols	91	96	117	72	376
Overweight Crossings	1	1	2	0	4
Overweights Refused	62	53	73	41	229
Pass Through	5	0	6	10	21
Disabled Vehicles	1	0	0	0	1
Accidents	1	0	1	0	2
Police Requests	1	0	0	1	2
Fire Dept. Requests	0	0	0	0	0
EMS / First Aid Requests	0	0	1	0	1
Traffic Control	33	2	13	10	58
Jumpers / Code 100	0	0	0	0	0
Public Interactions	33	14	22	10	79
Bicycle Warnings	9	6	7	3	25
Other	0	0	0	0	0

**NOTES:**

DELAWARE RIVER JOINT TOLL BRIDGE COMMISSION

MONTHLY ACTIVITY SERVICES RENDERED REPORT

BRIDGE Lumberville - Raven Rock

MONTH February

YEAR 2026

ACTIVITY/SERVICE	WEEK OF 7-Feb	WEEK OF 14-Feb	WEEK OF 21-Feb	WEEK OF 28-Feb	TOTAL
Hours Worked	0	0	0	0	0
Patrols	21	25	20	26	92
Overweight Crossings	0	0	0	0	0
Overweights Refused	0	0	0	0	0
Pass Through	0	0	0	0	0
Disabled Vehicles	0	0	0	0	0
Accidents	0	0	0	0	0
Police Requests	0	0	0	0	0
Fire Dept. Requests	0	0	0	0	0
EMS / First Aid Requests	0	0	0	0	0
Traffic Control	0	0	0	0	0
Jumpers / Code 100	0	0	0	0	0
Public Interactions	0	0	0	0	0
Bicycle Warnings	0	0	0	0	0
Other	0	0	0	0	0

**NOTES:**

**DELAWARE RIVER JOINT TOLL BRIDGE COMMISSION**

**Meeting of March 30, 2026**

**OPERATIONS INDEX  
FOR  
MAINTENANCE & FLEET**

<b>SUBJECT</b>	<b>DESCRIPTION</b>	<b>PAGE NUMBER</b>
Maintenance & Fleet	Status Reports Month of February 2026	1-8

<p>TM/SRMC</p>	<p>Wrapped and heat traced the pipes above the control center at TM ops and server room on D Mark building.</p> <p>Clean the floors at LH good house keeping</p> <p>Removed graffiti down in Trenton in#</p> <p>Had snow storms</p> <p>Cleaning trucks and building from storm 2/15-16</p> <p>Replaced pump in porta john at Calhoun NJ</p> <p>Fixed diesel pump alarm sensor 2/18/2026</p> <p>Had CPR training and bomb unit training for some maint works</p> <p>Put walkway sign back up in NJ</p> <p>Unfroze pipes and wrapped / heat trace on them at LT shelter</p> <p>Fixed Calhoun Street porta john</p>
<p>SF</p>	<p>Repaired the dryer/Flipped the door around because the latch broke</p> <p>Repaired an electrical short on SF Foot Walk Lights/Contactor was bad</p> <p>Worked multiple snowstorms</p> <p>Fixed a leaking toilet SF Admin Training Room Girls Bathroom</p> <p>Fixed a downed sign NJ side 295</p> <p>Fixed the generator at the AET it was throwing alarms</p> <p>Reset the sewage grinder pump at the SF Admin Building</p>
<p>NHL</p>	<p>Replaced water valves and installed a new faucet in the 2nd floor men's room at NHL.</p> <p>Repaired potholes on 202 NB/ SB.</p> <p>Setup and removed VMS boards at WC for meetings about the bridge rehab.</p> <p>Cut new cables and got all rigging equipment ready for TSB inspections.</p> <p>Moved storage cabinet into the TES office on first floor at NHL.</p> <p>Repaired a broken chair from the NHL OIC office.</p> <p>Storm prep and storm cleanup.</p>
<p>I-78</p>	<p>Disposed of junk and cleaned tunnel</p> <p>Replaced two front wheel bearings on patrol truck</p> <p>Water heater in WC was replaced</p> <p>Repaired all lights in tunnel</p> <p>Leak on boiler in WC repaired</p>

	<p>State inspection on one admin car and one maintenance vehicle                  Worked on GEC report for admin/maintenance buildings                  Repaired signs on highway                  Replaced batteries on chevy 5500                  Sealed exterior holes on admin building</p>
<p>EP</p>	<p>Repaired toilets in EP Admin building and RJ                  Painting all offices on 3rd floor of EP Admin building                  Replaced heater unit in EP mower room                  Repaired headache bars @ Belvidere NJ and PA (incident # 2026-00000295)                  Repaired grill and plow on Chevy 6500                  Repaired mirror on F750                  Repaired Mack plow hydraulic line                  Replaced hydraulic lines on 6500                  Repaired plows after storms                  Repaired F250 lane blade vent plugs</p>
<p>PC</p>	<p>Paint garage wall bottoms and storage cabinets                  Remove small lockers and install larger lockers in maintenance locker room                  Repaint lockers, cabinets, and door trim in maintenance locker room                  Storm 2026 – 04, 05, 06, 07, 08, 09, 10, 11, 12                  Delivery of 600 tons salt                  Replace batteries in John Deere 310 backhoe                  Replace pump for mag tank                  Replace ceiling tiles in time clock area per inspection report                  Take 3 trucks for PA state inspection                  Repaired plow wear shoe on Mack PC # 13                  Repaired leaking plow hoses on Ram 5500 plow                  Repair streetlight on locust street in NJ                  Delivery of 400 tons of salt</p>
<p>DWG</p>	<p>Sealed concrete floor in electrical room janitor closet                  Repaired broken pipe on brine truck                  Repaired strobe lights on BP truck</p>

	<p>Paint training room                  Replaced DEF sending unit on L50 loader                  Added chair rail and baseboard to training room                  Picked up safety step order                  Serviced John Deere 3720                  Winter storm # 4,5,6,7,8,9,10,11                  Repaired truck #17 snowplow                  Replaced back splash in training room                  Replaced body lift solenoid in Mack</p>
<p>MM</p>	<p>Storm #'s 2026-05, 06, 07, 08, 09, 10, 11, 12                  Replaced starter on BP-8 2019 Ford F250                  Took pool car to body shop and picked up after repaired from INCIDENT #: 2025-00002634                  Received 240 tons of salt                  Incident # 2026-294, 287, 307 - spot salting events                  Sanded and painted flammable rag bins                  Installed new latch assembly on fire cabinet                  Replaced lane blade lift cylinder on BP-8: part under warranty                  Built, sanded, and painted new wooden shelves for mechanic area of shop                  Four maintenance workers attended bomb/terrorism training                  Two maintenance workers attended CPR training                  Picked up two pallets of safety step at PC                  Replaced broken recovery tank hose of facility carpet shampooer</p>



---

## Fleet Department Monthly Report – February 2026

---

### Highlights

- All new assets accounted for in Maximo with appropriate registration and insurances as required.

### Repairs

- **I78**- Cable ordered for F250 lighting.
- **SRMC**- 4 tires ordered for patrol vehicle. New style.
- **SRMC**- New mirror for maintenance pickup.
- **I78**- Mack tire replaced- new purchased.
- **MM**- Replacement starter ordered for pickup.
- **I78**- Mushroom shoe bracket ordered for Mack Plow truck.

### Miscellaneous Items

- Recalls received and forwarded to RMS to schedule and complete.
- Registration renewals submitted as needed. DMV has multiple vehicles in backlog regarding registrations. Fleet is in communication with NJ DMV weekly regarding the outstanding overdue items.
- Added new vehicles/ equipment to Fleet insurance as needed.
- Supplied accounting with new asset spread sheets.







## Totals for all February Storms 2026

	MM	DWG	PC	EP	I-78	NHL	TM / SF	Totals
<b>Salt</b>	60 Tons	111 Tons	80 Tons	162 Tons	134 Tons	217 Tons	250 Tons / 360 Tons	<b>1374 Tons</b>
<b>Mag Chloride</b>	365 Gal.	295 Gal.	55 Gal.	0	100 Gal.	624 Gal.	0	<b>1439 Gal.</b>
<b>Safety Step</b>	36 Bags	9 Bags	18 Bags	272 Bags	5 Bags	77 Bags	92 Bags / 84 Bags	<b>593 Gal.</b>
<b>Brine</b>	0	0	0	0	0	275 Gal.	600 Gal / 1200 Gal.	<b>2,075 Gal.</b>
<b>Fuel</b>	170 Gal.	241 Gal.	156 Gal.	425 Gal.	349 Gal.	490 Gal.	735 Gal. / 1140 Gal.	<b>3,606 Gal.</b>
<b>OT</b>	174 Hrs.	305 Hrs.	191 Hrs.	314 Hrs.	286 Hrs.	303 Hrs.	542 Hrs.	<b>2,115 Hrs</b>
<b># of events</b>	7	7	7	5	5	5	5	

### NR: Equipment Breakdowns

None

### CR: Equipment Breakdowns

None

### SR: Equipment Breakdowns

None

**DELAWARE RIVER JOINT TOLL BRIDGE COMMISSION**

**Meeting of March 30, 2026**

**USE OF FACILITIES REQUEST REPORT**

**MONTH OF FEBRUARY 2026**

SUBJECT	DESCRIPTION	PAGE NUMBER
Use of Facilities	Use of Facilities Request-Month of February 2026	1

**DELAWARE RIVER JOINT TOLL BRIDGE COMMISSION**

**Meeting of March 30, 2026**

**PROPERTY REPORT**

**Use of Commission Facilities**

<b>Facility</b>	<b>Organization</b>	<b>Date/Time</b>	<b>Description of Use</b>