

DELAWARE RIVER
JOINT TOLL BRIDGE COMMISSION
MINUTES
MEETING OF JUNE 30, 2025

DELAWARE RIVER JOINT TOLL BRIDGE COMMISSION

MEMBERS OF THE COMMISSION

NEW JERSEY

HONORABLE ALADAR KOMJATHY

Chairman

HONORABLE MICHAEL B. LAVERY

HONORABLE WALTER ORCUTT

HONORABLE LORI CIESLA

HONORABLE YUKI MOORE LAURENTI

Treasurer

PENNSYLVANIA

HONORABLE PAMELA JANVEY

Vice Chair

HONORABLE DANIELLA YOUNG

HONORABLE ISMAIL A. SHAHID

HONORABLE DANIEL GRACE

HONORABLE JOHN D. CHRISTY

Secretary

DELAWARE RIVER JOINT TOLL BRIDGE COMMISSION

STANDING COMMITTEES

FINANCE, INSURANCE MANAGEMENT AND OPERATIONS

PENNSYLVANIA: Janvey, Shahid

NEW JERSEY: Ciesla, Komjathy*

PROJECTS, PROPERTY AND EQUIPMENT

PENNSYLVANIA: Christy*, Young

NEW JERSEY: Lavery, Orcutt

PROFESSIONAL SERVICES

PENNSYLVANIA: Christy, Janvey

NEW JERSEY: Komjathy*, Orcutt

PERSONNEL

PENNSYLVANIA: Young, Grace*

NEW JERSEY: Laurenti, Komjathy

AUDIT COMMITTEE

PENNSYLVANIA: Janvey, Shahid*

NEW JERSEY: Laurenti, Lavery

ADMINISTRATIVE COMMITTEE

PENNSYLVANIA: Grace, Shahid

NEW JERSEY: Ciesla, Laurenti*

Chairman and Vice Chair are Ex-Officio of All Committees

*Chairperson of Committee

DELAWARE RIVER JOINT TOLL BRIDGE COMMISSION
RECAPITULATION OF COMMITTEE MEMBERSHIP

Lavery	(1)	Projects, Property and Equipment
	(2)	Audit Committee
Laurenti	(1)	Personnel
	(2)	Audit Committee
	(3)	Administrative Committee (Chairperson)
Orcutt	(1)	Projects, Property and Equipment
	(2)	Professional Services
Ciesla	(1)	Finance, Insurance Management Operations
	(2)	Administrative Committee
Komjathy	(1)	Ex-Officio of all Committees
	(2)	Finance, Insurance Management Operations (Chairperson)
	(3)	Professional Services (Chairperson)
	(4)	Personnel
Janvey	(1)	Ex-Officio of all Committees
	(2)	Finance, Insurance Management and Operations
	(3)	Audit Committee
	(4)	Professional Services
Grace	(1)	Administrative Committee
	(2)	Personnel Committee (Chairperson)
Christy	(1)	Projects, Property and Equipment (Chairperson)
	(2)	Professional Services
Young	(1)	Projects, Property and Equipment
	(2)	Personnel
Shahid	(1)	Finance, Insurance Management Operations
	(2)	Audit Committee (Chairperson)
	(3)	Administrative Committee

DELAWARE RIVER JOINT TOLL BRIDGE COMMISSION

PROFESSIONAL ASSOCIATES

CONSULTING ENGINEERS

PICKERING, CORTS & SUMMERSON, INC.
Newtown, Pennsylvania

GENERAL COUNSEL

ARCHER
Philadelphia, Pennsylvania

FLORIO, PERRUCCI, STEINHARDT & CAPPELLI
Phillipsburg, New Jersey

LABOR COUNSEL

STRADLEY, RONON
Philadelphia, Pennsylvania

CHISEA, SHAHINIAN & GIANTOMASI
West Orange, New Jersey

AUDITOR

MERCADIEN, P.C.
Hamilton, New Jersey

FINANCIAL ADVISOR

ACACIA FINANCIAL GROUP
Mt. Laurel, New Jersey

COMMUNICATIONS CONSULTANT

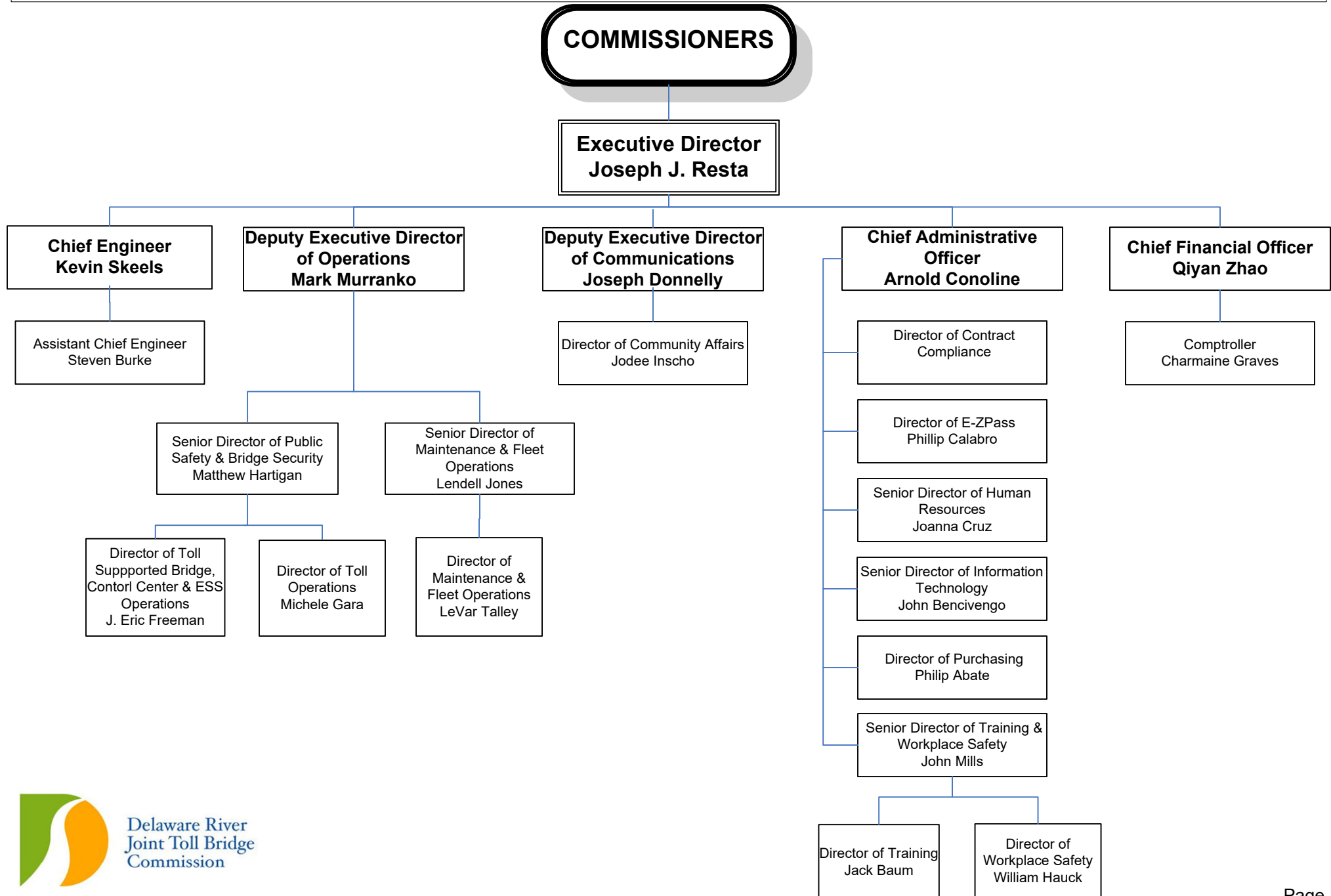
BELLEVUE COMMUNICATIONS
Philadelphia, Pennsylvania

INVESTMENT ADVISOR

STONERIDGE PMG ADVISORS, LLC
Radnor, Pennsylvania

DELAWARE RIVER JOINT TOLL BRIDGE COMMISSION

ORGANIZATION CHART



DELAWARE RIVER JOINT TOLL BRIDGE COMMISSION

Meeting of June 30, 2025

INDEX TO MINUTES

	PAGE
1. Call to Order.....	1
2. Appearances.....	1 - 2
3. Roll Call.....	2
4. Welcome Remarks of the Executive Director	2
5. Introduction of Comments from the Public.....	2
6. Executive Director's Report.....	2
7. Approval of Minutes for Commission Meeting held May 19, 2025.....	2 - 3
8. Approval of Operations Report-Month of May 2025.....	3
9. Acceptance of the 2024 Audit Report	3 - 4
10. Cooperative Agreement with the National Weather Service (NWS).....	4
11. Trenton Morrisville Toll Bridge All Electronic Tolling (AET) and Pennsylvania Avenue Interchange Design, Contract C-691A-Authorization to Negotiate.....	5
12. Amendment of Resolution 03-05-25 Promotion of Sandra Ledner, Toll Bridge Sergeant, Northern Region.....	5 - 6
13. Appointment of Kyle Suruda to Maintenance Worker III, Central Region.....	6
14. Appointment of Thomas Huber to Maintenance Worker III, Central Region.....	6 - 7
15. Appointment of Dan Oksienik to Maintenance Worker III, Northern Region.....	7

DELAWARE RIVER JOINT TOLL BRIDGE COMMISSION

Meeting of June 30, 2025

16. Appointment of Joseph Furey to Maintenance Worker III, Northern Region.....	7 - 8
17. Appointment of Christopher Andriana to Toll- Supported Bridge Monitor II, Southern Region.....	8
18. Appointment of Nicolas Berretta to Toll- Supported Bridge Monitor II, Southern Region.....	8 - 9
19. Appointment of Joseph Smith to Toll- Supported Bridge Monitor II, Central Region.....	9
20. Appointment of Zaquan Owens to Toll- Supported Bridge Monitor II, Central Region.....	10
21. Appointment of Thomas Conroy to Toll- Supported Bridge Monitor II, Central Region.....	10 - 11
22. Appointment of Ralph Uldaneta to Toll- Supported Bridge Monitor II, Northern Region.....	11
23. Appointment of Curtis Wolford to Control Center Monitor II.....	11 - 12
24. Appointment of David Zarko to Control Center Monitor II.....	12
25. Appointment of Curtis Mang to ESS Support Technician.....	12 - 13
26. Appointment of Rebecca Dolton to Custodial Worker, Southern Region	13
27. Promotion of George Duckworth III to Toll Bridge Corporal, Central Region	13 - 14
28. Promotion of Justin Vegh to Toll Bridge Corporal, Central Region	14
29. Promotion of Constantino Raffaele to Toll- Supported Bridge Corporal, Central Region	14 - 15

DELAWARE RIVER JOINT TOLL BRIDGE COMMISSION

Meeting of June 30, 2025

30. Promotion of Cameron Huffman to Toll Bridge Sergeant, Northern Region	15
31. Promotion of Leon Werkheiser Jr., to Regional Maintenance Supervisor, Northern Region.....	15 - 16
32. Promotion of Public Safety & Bridge Security Employees (2) Individuals.....	16
33. Promotion of Control Center Employee (1) Individual	17
34. Promotion of Maintenance Employee (1) Individual	17
35. Approval of Retirement Benefits, Martin Clark, Customer Service Representative.....	18
36. Approve Payment of Invoices, Chiesa, Shahinian & Giantomasi, NJ Labor Counsel.....	18 - 19
37. Approve Payment of Invoices, Archer Law, PA General Counsel.....	19
38. Approve Payment of Invoices, Stradley Ronon, PA Labor Counsel.....	19
39. Approve Payment of Invoices, Florio, Perrucci, Steinhardt and Cappelli, NJ General Counsel	20
40. Invite Any Comments from the Public.....	20 - 21
41. Scheduling of the July 28, 2025 Meeting.....	21
42. Adjournment.....	21 - 22

DELAWARE RIVER JOINT TOLL BRIDGE COMMISSION
Meeting of June 30, 2025

CALL TO ORDER

The Regular Monthly Meeting of the Delaware River Joint Toll Bridge Commission was called to order at the Scudder Falls Administration Building via Microsoft Teams and in person on Monday, June 30, 2025, at 10:32 a.m. pursuant to notice properly forwarded to each member in compliance with the by-laws. Joseph J. Resta, Executive Director presided at this meeting.

APPEARANCES:

COMMISSION MEMBERS:

Hon. Aladar Komjathy (New Jersey)
Hon. Pamela Janvey (Pennsylvania)
Hon. Yuki Moore Laurenti (New Jersey)
Hon. Daniel Grace (Pennsylvania)
Hon. Lori Ciesla (New Jersey)
Hon. John Christy (Pennsylvania)
Hon. Daniella Young (Pennsylvania)
Hon. Walter Orcutt (New Jersey)

COMMISSION MEMBERS ABSENT:

Hon. Ismail Shahid (Pennsylvania)
Hon. Michael Lavery (New Jersey)

COMMISSION COUNSEL:

Shelley Smith, Archer Law, Pennsylvania
Katy Fina, Florio, Perrucci Steinhardt & Cappelli, New Jersey
Brian O'Neill, Chiesa, Shahinian & Giantomasi, New Jersey

GOVERNORS' REPRESENTATIVES:

Dorian Smith, NJ Governor's Office
Anthony Luker, PA Governor's Office

COMMISSION STAFF MEMBERS:

Joseph Resta, Executive Director
Arnold Conoline, Chief Administrative Officer
Kevin Skeels, Chief Engineer
Qiyan (Tracy) Zhao, Chief Financial Officer
Joseph Donnelly, Deputy Executive Director of Communications
Charmaine Graves, Comptroller
Charles Stracciolini, Program Manager of Technology

DELAWARE RIVER JOINT TOLL BRIDGE COMMISSION
Meeting of June 30, 2025

Mark Murranko, Deputy Executive Director of Operations
Jodee Inscho, Director of Community Affairs
Donna Tronolone, Administrative Generalist, Executive Office
Heather McConnell, Executive Administrative Generalist/Commissioner Liaison

PROFESSIONAL ASSOCIATES:

Pete Peterson, Bellevue Associates

OTHERS:

Bob Schultze, Washington Crossing

ROLL CALL

Joseph Resta, Executive Director, in his capacity as Secretary for this Meeting called the roll, and at the conclusion thereof, reported that there was a quorum present-there being four members present from the Commonwealth of Pennsylvania and four members present from the State of New Jersey.

WELCOMING REMARKS OF THE EXECUTIVE DIRECTOR

Executive Director Resta welcomed those persons whose identities are set forth hereinabove under "Appearances".

INTRODUCE ANY COMMENTS FROM THE PUBLIC

Executive Director Resta addressed the meeting and said:

This is the point in the meeting where we invite comments on the agenda items from the public, so these are agenda item comments. Procedure for public comment are as follows: Speakers will be allowed one three-minute time frame to provide comment. There will be no repeat speakers and no yielding time to another speaker. Are there any agenda item comments for today's consideration? Hearing none.

EXECUTIVE DIRECTOR'S REPORT

I will forego my comments for today. We do have a fairly large number of resolutions for today's consideration. So, we will move on to that.

APPROVAL OF MINUTES FOR REGULAR COMMISSION MEETING MAY 19, 2025

R: 5193-06-25-ADM-01-06-25

Executive Director Resta addressed the meeting and requested the adoption of a Resolution approving the Minutes of the Commission Meeting held May 19, 2025.

DELAWARE RIVER JOINT TOLL BRIDGE COMMISSION
Meeting of June 30, 2025

At the conclusion of the review, Vice Chair Janvey moved and Chairman Komjathy seconded the adoption of the following Resolution:

"RESOLVED: by the Delaware River Joint Toll Bridge Commission at its Regular Meeting assembled this 30th Day of June 2025 that the Minutes of the Commission Meeting held on May 19, 2025, be adopted and the same hereby are approved."

Executive Director Resta reported that there were four affirmative votes from New Jersey, and four affirmative votes from Pennsylvania.

Executive Director Resta then invited any further questions on the Resolution. No further questions were presented, and the Resolution was unanimously adopted.

APPROVAL OF OPERATIONS REPORT-MONTH OF MAY 2025

R: 5194-06-25-ADM-02-06-25

Executive Director Resta addressed the meeting and asked if there were any questions on any of the reports contained in the "Operations Report".

At the conclusion of the review, Chairman Komjathy moved and Vice Chair Janvey seconded the adoption of the following Resolution:

"RESOLVED: by the Delaware River Joint Toll Bridge Commission at its Regular Meeting assembled this 30th Day of June 2025 that the Operations Report, which reflects Commission activity for the month of May 2025 is hereby approved."

Executive Director Resta reported that there were four affirmative votes from New Jersey, and four affirmative votes from Pennsylvania.

Executive Director Resta then invited any further questions on the Resolution. No further questions were presented, and the Resolution was unanimously adopted.

ACCEPTANCE OF THE 2024 AUDIT REPORT

R: 5195-06-25-AUD-01-06-25

Executive Director Resta addressed the Meeting and asked the Commission Members, if, after their review, there were any questions.

At the conclusion of the review, Vice Chair Janvey moved and Chairman Komjathy seconded the adoption of the following Resolution:

"RESOLVED: by the Delaware River Joint Toll Bridge Commission at its Regular Meeting assembled this 30th Day of June 2025, The Commission hereby authorizes receipt, acceptance and filing of the Audited Financial Statements and Independent Auditors' Report for the year ended

DELAWARE RIVER JOINT TOLL BRIDGE COMMISSION
Meeting of June 30, 2025

December 31, 2024, as submitted by SB and Company, the Commission's independent auditing firm; and,

“RESOLVED: The Commission hereby authorizes the filing of Unaudited Financial Statements for the year ended December 31, 2024 in the event that certain data required to be supplied by the State of New Jersey related to the Commission's allocable share of the New Jersey pension liability is not received within the time necessary for inclusion and filing of the Audited Financial Statements by the June 29, 2025 filing deadline; provided that, the Audited Financial Statements and Independent Auditors' Report subsequently will be filed as soon as practicable following receipt and inclusion of the above-referenced New Jersey pension data.”

Executive Director Resta reported that there were four affirmative votes from New Jersey, and four affirmative votes from Pennsylvania.

Vice Chair Janvey addressed the meeting and said:

I just want to complement our staff for the wonderful audit report. They couldn't have said any nicer things about us and the way we run the business, so it's very nice to see no letters, no questions, wonderful.

Executive Director Resta addressed the meeting and said:

Okay. Thank you.

Executive Director Resta then invited any further questions on the Resolution. No further questions were presented, and the Resolution was unanimously adopted.

COOPERATIVE AGREEMENT WITH THE NATIONAL WEATHER SERVICE (NWS)

R:5196-06-25-OPS-01-06-25

Executive Director Resta addressed the Meeting and asked the Commission Members, if, after their review, there were any questions.

At the conclusion of the review, Commissioner Orcutt moved and Commissioner Grace seconded the adoption of the following Resolution:

“RESOLVED: by the Delaware River Joint Toll Bridge Commission at its Regular Meeting assembled this 30th Day of June 2025, that the Commission authorize the Executive Director or designee to enter into a voluntary, no cost Cooperative Agreement with the National Weather Service (NWS).”

Executive Director Resta reported that there were four affirmative votes from New Jersey, and four affirmative votes from Pennsylvania.

Executive Director Resta then invited any further questions on the Resolution. No further questions were presented, and the Resolution was unanimously adopted.

DELAWARE RIVER JOINT TOLL BRIDGE COMMISSION
Meeting of June 30, 2025

TRENTON-MORRISVILLE TOLL BRIDGE ALL ELECTRONIC TOLLING (AET) AND PENNSYLVANIA AVENUE INTERCHANGE DESIGN, CONTRACT C-691A-AUTHORIZATION TO NEGOTIATE

R:5197-06-25-ENG-01-06-25

Executive Director Resta addressed the Meeting and asked the Commission Members, if, after their review, there were any questions.

At the conclusion of the review, Chairman Komjathy moved and Vice Chair Janvey seconded the adoption of the following Resolution:

“RESOLVED: by the Delaware River Joint Toll Bridge Commission at its Regular Meeting assembled this 30th Day of June 2025, that the Commission authorize the Executive Director to negotiate scope and fee with the Consultant(s) whose proposal has been deemed qualified through the RFP procurement process and determined to be fair, reasonable and in the best interest of the Commission.

“RESOLVED: Identify the General Reserve Fund as the source of funds required for payment of any invoices.

“RESOLVED: The Executive Director is hereby authorized to approve and execute all necessary contracts on behalf of the DRJTBC.”

Executive Director Resta reported that there were four affirmative votes from New Jersey, and four affirmative votes from Pennsylvania.

Executive Director Resta then invited any further questions on the Resolution. No further questions were presented, and the Resolution was unanimously adopted.

Executive Director Resta addressed the meeting and said:

We will now move onto a number of personnel resolutions for today's consideration.

AMENDMENT OF RESOLUTION 03-05-25 PROMOTION OF SANDRA LEDNER, TOLL BRIDGE SERGEANT, NORTHERN REGION

R: 5198-06-25-PER-01-06-25

Executive Director Resta addressed the Meeting and asked the Commission Members, if, after their review, there were any questions.

At the conclusion of the review, Commissioner Christy moved and Commissioner Ciesla seconded the adoption of the following Resolution:

DELAWARE RIVER JOINT TOLL BRIDGE COMMISSION
Meeting of June 30, 2025

“RESOLVED: by the Delaware River Joint Toll Bridge Commission at its Regular Meeting assembled this 30th Day of June 2025, that Resolution 03-05-25 for the promotion of Sandra Ledner to the position of Toll Bridge Sergeant, Northern Region, in the Public Safety & Bridge Security Division be amended to correct the compensation. Compensation to be set at \$85,014 per annum which is the starting salary for the Toll Sergeant position in accordance with the Salary Table effective January 1, 2025. The amendment to be made retroactive to May 19, 2025, the date of promotion.”

Executive Director Resta reported that there were four affirmative votes from New Jersey, and four affirmative votes from Pennsylvania.

Executive Director Resta then invited any further questions on the Resolution. No further questions were presented, and the Resolution was unanimously adopted.

APPOINTMENT OF KYLE SURUDA TO MAINTENANCE WORKER III, CENTRAL REGION

R: 5199-06-25-PER-02-06-25

Executive Director Resta addressed the Meeting and asked the Commission Members, if, after their review, there were any questions.

At the conclusion of the review, Commissioner Young moved and Commissioner Ciesla seconded the adoption of the following Resolution:

“RESOLVED: by the Delaware River Joint Toll Bridge Commission at its Regular Meeting assembled this 30th Day of June 2025, that Kyle Suruda be appointed to the position of Maintenance Worker III, Central Region, in the Maintenance & Fleet Operations Division. Compensation shall be set at \$45,812, which is the starting salary for the Maintenance Worker III position in accordance with the Salary Table effective January 1, 2025. The appointment to be made pending satisfactory completion of the required personnel processing.”

Executive Director Resta reported that there were four affirmative votes from New Jersey, and four affirmative votes from Pennsylvania.

Executive Director Resta then invited any further questions on the Resolution. No further questions were presented, and the Resolution was unanimously adopted.

APPOINTMENT OF THOMAS HUBER TO MAINTENANCE WORKER III, CENTRAL REGION

R: 5200-06-25-PER-03-06-25

Executive Director Resta addressed the Meeting and asked the Commission Members, if, after their review, there were any questions.

At the conclusion of the review, Commissioner Christy moved and Commissioner Orcutt seconded the adoption of the following Resolution:

DELAWARE RIVER JOINT TOLL BRIDGE COMMISSION
Meeting of June 30, 2025

“RESOLVED: by the Delaware River Joint Toll Bridge Commission at its Regular Meeting assembled this 30th Day of June 2025, that Thomas Huber be appointed to the position of Maintenance Worker III, Central Region, in the Maintenance & Fleet Operations Division. Compensation shall be set at \$45,812, which is the starting salary for the Maintenance Worker III position in accordance with the Salary Table effective January 1, 2025. The appointment to be made pending satisfactory completion of the required personnel processing.”

Executive Director Resta reported that there were four affirmative votes from New Jersey, and four affirmative votes from Pennsylvania.

Executive Director Resta then invited any further questions on the Resolution. No further questions were presented, and the Resolution was unanimously adopted.

APPOINTMENT OF DAN OKSIENIK TO MAINTENANCE WORKER III, NORTHERN REGION

R: 5201-06-25-PER-04-06-25

Executive Director Resta addressed the Meeting and asked the Commission Members, if, after their review, there were any questions.

At the conclusion of the review, Commissioner Orcutt moved and Commissioner Christy seconded the adoption of the following Resolution:

“RESOLVED: by the Delaware River Joint Toll Bridge Commission at its Regular Meeting assembled this 30th Day of June 2025, that Dan Oksienik be appointed to the position of Maintenance Worker III, Northern Region, in the Maintenance & Fleet Operations Division. Compensation shall be set at \$45,812, which is the starting salary for the Maintenance Worker III position in accordance with the Salary Table effective January 1, 2025. The appointment to be made pending satisfactory completion of the required personnel processing.”

Executive Director Resta reported that there were four affirmative votes from New Jersey, and four affirmative votes from Pennsylvania.

Executive Director Resta then invited any further questions on the Resolution. No further questions were presented, and the Resolution was unanimously adopted.

APPOINTMENT OF JOSEPH FUREY TO MAINTENANCE WORKER III, NORTHERN REGION

R: 5202-06-25-PER-05-06-25

Executive Director Resta addressed the Meeting and asked the Commission Members, if, after their review, there were any questions.

DELAWARE RIVER JOINT TOLL BRIDGE COMMISSION
Meeting of June 30, 2025

At the conclusion of the review, Commissioner Ciesla moved and Commissioner Young seconded the adoption of the following Resolution:

“RESOLVED: by the Delaware River Joint Toll Bridge Commission at its Regular Meeting assembled this 30th Day of June 2025, that Joseph Furey be appointed to the position of Maintenance Worker III, Northern Region, in the Maintenance & Fleet Operations Division. Compensation shall be set at \$45,812, which is the starting salary for the Maintenance Worker III position in accordance with the Salary Table effective January 1, 2025. The appointment to be made pending satisfactory completion of the required personnel processing.”

Executive Director Resta reported that there were four affirmative votes from New Jersey, and four affirmative votes from Pennsylvania.

Executive Director Resta then invited any further questions on the Resolution. No further questions were presented, and the Resolution was unanimously adopted.

APPOINTMENT OF CHRISTOPHER ANDRIANA TO TOLL-SUPPORTED BRIDGE MONITOR II, SOUTHERN REGION

R: 5203-06-25-PER-06-06-25

Executive Director Resta addressed the Meeting and asked the Commission Members, if, after their review, there were any questions.

At the conclusion of the review, Commissioner Laurenti moved and Vice Chair Janvey seconded the adoption of the following Resolution:

“RESOLVED: by the Delaware River Joint Toll Bridge Commission at its Regular Meeting assembled this 30th Day of June 2025, that Christopher Andriana be appointed to the position of Toll-Supported Bridge Monitor II, Southern Region, in the Public Safety and Bridge Security Division. Compensation shall be set at \$48,000 per annum, which is the starting salary for the Toll-Supported Bridge Monitor II position in accordance with the Salary Table effective January 1, 2025. The appointment to be made pending satisfactory completion of the required personnel processing.”

Executive Director Resta reported that there were four affirmative votes from New Jersey, and four affirmative votes from Pennsylvania.

Executive Director Resta then invited any further questions on the Resolution. No further questions were presented, and the Resolution was unanimously adopted.

APPOINTMENT OF NICOLAS BERRETTA TO TOLL-SUPPORTED BRIDGE MONITOR II, SOUTHERN REGION

R: 5204-06-25-PER-07-06-25

Executive Director Resta addressed the Meeting and asked the Commission Members, if, after

DELAWARE RIVER JOINT TOLL BRIDGE COMMISSION
Meeting of June 30, 2025

their review, there were any questions.

At the conclusion of the review, Chairman Komjathy moved and Commissioner Grace seconded the adoption of the following Resolution:

“RESOLVED: by the Delaware River Joint Toll Bridge Commission at its Regular Meeting assembled this 30th Day of June 2025, that Nicolas Berretta be appointed to the position of Toll-Supported Bridge Monitor II, Southern Region, in the Public Safety and Bridge Security Division. Compensation shall be set at \$48,000 per annum, which is the starting salary for the Toll-Supported Bridge Monitor II position in accordance with the Salary Table effective January 1, 2025. The appointment to be made pending satisfactory completion of the required personnel processing.”

Executive Director Resta reported that there were four affirmative votes from New Jersey, and four affirmative votes from Pennsylvania.

Executive Director Resta then invited any further questions on the Resolution. No further questions were presented, and the Resolution was unanimously adopted.

APPOINTMENT OF JOSEPH SMITH TO TOLL-SUPPORTED BRIDGE MONITOR II, CENTRAL REGION

R: 5205-06-25-PER-08-06-25

Executive Director Resta addressed the Meeting and asked the Commission Members, if, after their review, there were any questions.

At the conclusion of the review, Commissioner Ciesla moved and Commissioner Grace seconded the adoption of the following Resolution:

“RESOLVED: by the Delaware River Joint Toll Bridge Commission at its Regular Meeting assembled this 30th Day of June 2025, that Joseph Smith be appointed to the position of Toll-Supported Bridge Monitor II, Central Region, in the Public Safety and Bridge Security Division. Compensation shall be set at \$48,000 per annum, which is the starting salary for the Toll-Supported Bridge Monitor II position in accordance with the Salary Table effective January 1, 2025. The appointment to be made pending satisfactory completion of the required personnel processing.”

Executive Director Resta reported that there were four affirmative votes from New Jersey, and four affirmative votes from Pennsylvania.

Executive Director Resta then invited any further questions on the Resolution. No further questions were presented, and the Resolution was unanimously adopted.

DELAWARE RIVER JOINT TOLL BRIDGE COMMISSION
Meeting of June 30, 2025

APPOINTMENT OF ZAQUAN OWENS TO TOLL-SUPPORTED BRIDGE MONITOR II, CENTRAL REGION

R: 5206-06-25-PER-09-06-25

Executive Director Resta addressed the Meeting and asked the Commission Members, if, after their review, there were any questions.

At the conclusion of the review, Commissioner Young moved and Commissioner Orcutt seconded the adoption of the following Resolution:

“RESOLVED: by the Delaware River Joint Toll Bridge Commission at its Regular Meeting assembled this 30th Day of June 2025, that Zaquan Owens be appointed to the position of Toll-Supported Bridge Monitor II, Central Region, in the Public Safety and Bridge Security Division. Compensation shall be set at \$48,000 per annum, which is the starting salary for the Toll-Supported Bridge Monitor II position in accordance with the Salary Table effective January 1, 2025. The appointment to be made pending satisfactory completion of the required personnel processing.”

Executive Director Resta reported that there were four affirmative votes from New Jersey, and four affirmative votes from Pennsylvania.

Executive Director Resta then invited any further questions on the Resolution. No further questions were presented, and the Resolution was unanimously adopted.

APPOINTMENT OF THOMAS CONROY TO TOLL-SUPPORTED BRIDGE MONITOR II, CENTRAL REGION

R: 5207-06-25-PER-10-06-25

Executive Director Resta addressed the Meeting and asked the Commission Members, if, after their review, there were any questions.

At the conclusion of the review, Commissioner Ciesla moved and Commissioner Grace seconded the adoption of the following Resolution:

“RESOLVED: by the Delaware River Joint Toll Bridge Commission at its Regular Meeting assembled this 30th Day of June 2025, that Thomas Conroy be appointed to the position of Toll-Supported Bridge Monitor II, Central Region, in the Public Safety and Bridge Security Division. Compensation shall be set at \$48,000 per annum, which is the starting salary for the Toll-Supported Bridge Monitor II position in accordance with the Salary Table effective January 1, 2025. The appointment to be made pending satisfactory completion of the required personnel processing.”

Executive Director Resta reported that there were four affirmative votes from New Jersey, and four affirmative votes from Pennsylvania.

DELAWARE RIVER JOINT TOLL BRIDGE COMMISSION
Meeting of June 30, 2025

Executive Director Resta then invited any further questions on the Resolution. No further questions were presented, and the Resolution was unanimously adopted.

APPOINTMENT OF RALPH ULDANETA TO TOLL BRIDGE MONITOR II, NORTHERN REGION

R: 5208-06-25-PER-11-06-25

Executive Director Resta addressed the Meeting and asked the Commission Members, if, after their review, there were any questions.

At the conclusion of the review, Commissioner Christy moved and Commissioner Orcutt seconded the adoption of the following Resolution:

“RESOLVED: by the Delaware River Joint Toll Bridge Commission at its Regular Meeting assembled this 30th Day of June 2025, that Ralph Uldaneta be appointed to the position of Toll Bridge Monitor II, Northern Region, in the Public Safety and Bridge Security Division. Compensation shall be set at \$48,000 per annum, which is the starting salary for the Toll Bridge Monitor II position in accordance with the Salary Table effective January 1, 2025. The appointment to be made pending satisfactory completion of the required personnel processing.”

Executive Director Resta reported that there were four affirmative votes from New Jersey, and four affirmative votes from Pennsylvania.

Executive Director Resta then invited any further questions on the Resolution. No further questions were presented, and the Resolution was unanimously adopted.

APPOINTMENT OF CURTIS WOLFORD TO CONTROL CENTER MONITOR II

R: 5209-06-25-PER-12-06-25

Executive Director Resta addressed the Meeting and asked the Commission Members, if, after their review, there were any questions.

At the conclusion of the review, Commissioner Laurenti moved and Vice Chair Janvey seconded the adoption of the following Resolution:

“RESOLVED: by the Delaware River Joint Toll Bridge Commission at its Regular Meeting assembled this 30th Day of June 2025, that Curtis Wolford be appointed to the position of Control Center Monitor II in the Public Safety and Bridge Security Division. Compensation shall be set at \$51,283, which is the starting salary for the Control Center Monitor II position in accordance with the Salary Table effective January 1, 2025. The appointment to be made pending satisfactory completion of the required personnel processing.”

Executive Director Resta reported that there were four affirmative votes from New Jersey, and four affirmative votes from Pennsylvania.

DELAWARE RIVER JOINT TOLL BRIDGE COMMISSION
Meeting of June 30, 2025

Executive Director Resta then invited any further questions on the Resolution. No further questions were presented, and the Resolution was unanimously adopted.

APPOINTMENT OF DAVID ZARKO TO CONTROL CENTER MONITOR II

R: 5210-06-25-PER-13-06-25

Executive Director Resta addressed the Meeting and asked the Commission Members, if, after their review, there were any questions.

At the conclusion of the review, Chairman Komjathy moved and Commissioner Grace seconded the adoption of the following Resolution:

“RESOLVED: by the Delaware River Joint Toll Bridge Commission at its Regular Meeting assembled this 30th Day of June 2025, that David Zarko be appointed to the position of Control Center Monitor II in the Public Safety and Bridge Security Division. Compensation shall be set at \$51,283, which is the starting salary for the Control Center Monitor II position in accordance with the Salary Table effective January 1, 2025. The appointment to be made pending satisfactory completion of the required personnel processing.”

Executive Director Resta reported that there were four affirmative votes from New Jersey, and four affirmative votes from Pennsylvania.

Executive Director Resta then invited any further questions on the Resolution. No further questions were presented, and the Resolution was unanimously adopted.

APPOINTMENT OF CURTIS MANG TO ESS SUPPORT TECHNICIAN

R: 5211-06-25-PER-14-06-25

Executive Director Resta addressed the Meeting and asked the Commission Members, if, after their review, there were any questions.

At the conclusion of the review, Vice Janvey moved and Commissioner Orcutt seconded the adoption of the following Resolution:

“RESOLVED: by the Delaware River Joint Toll Bridge Commission at its Regular Meeting assembled this 30th Day of June 2025, that Curtis Mang be appointed to the position of ESS Support Technician, in the Public Safety and Bridge Security Division. Compensation shall be set at \$60,385 per annum, which is the starting salary for the ESS Support Technician position in accordance with the Salary Table effective January 1, 2025. The appointment to be made pending satisfactory completion of the required personnel processing.”

Executive Director Resta reported that there were four affirmative votes from New Jersey, and four affirmative votes from Pennsylvania.

DELAWARE RIVER JOINT TOLL BRIDGE COMMISSION
Meeting of June 30, 2025

Executive Director Resta then invited any further questions on the Resolution. No further questions were presented, and the Resolution was unanimously adopted.

APPOINTMENT OF REBECCA DOLTON TO CUSTODIAL WORKER, SOUTHERN REGION

R: 5212-06-25-PER-15-06-25

Executive Director Resta addressed the Meeting and asked the Commission Members, if, after their review, there were any questions.

At the conclusion of the review, Commissioner Laurenti moved and Commissioner Grace seconded the adoption of the following Resolution:

“RESOLVED: by the Delaware River Joint Toll Bridge Commission at its Regular Meeting assembled this 30th Day of June 2025, that Rebecca Dolton be appointed to the position of Custodial Worker, Southern Region, in the Maintenance & Fleet Operations Division. Compensation shall be set at \$39,520, which is the starting salary for the Custodial Worker position in accordance with the Salary Table effective January 1, 2025. The appointment to be made pending satisfactory completion of the required personnel processing.”

Executive Director Resta reported that there were four affirmative votes from New Jersey, and four affirmative votes from Pennsylvania.

Executive Director Resta then invited any further questions on the Resolution. No further questions were presented, and the Resolution was unanimously adopted.

PROMOTION OF GEORGE DUCKWORTH III TO TOLL BRIDGE CORPORAL, CENTRAL REGION

R: 5213-06-25-PER-16-06-25

Executive Director Resta addressed the Meeting and asked the Commission Members, if, after their review, there were any questions.

At the conclusion of the review, Commissioner Young moved and Commissioner Ciesla seconded the adoption of the following Resolution:

“RESOLVED: by the Delaware River Joint Toll Bridge Commission at its Regular Meeting assembled this 30th Day of June 2025, that George Duckworth, III be promoted to the position of Toll Bridge Corporal, Central Region, in the Public Safety and Bridge Security Division. Compensation shall be set at \$70,403, which is the starting salary for the Toll Bridge Corporal position in accordance with the Salary Table effective January 1, 2025. The appointment to be made pending satisfactory completion of the required personnel processing.”

DELAWARE RIVER JOINT TOLL BRIDGE COMMISSION
Meeting of June 30, 2025

Executive Director Resta reported that there were four affirmative votes from New Jersey, and four affirmative votes from Pennsylvania.

Executive Director Resta then invited any further questions on the Resolution. No further questions were presented, and the Resolution was unanimously adopted.

PROMOTION OF JUSTIN VEGH TO TOLL BRIDGE CORPORAL, CENTRAL REGION

R: 5214-06-25-PER-17-06-25

Executive Director Resta addressed the Meeting and asked the Commission Members, if, after their review, there were any questions.

At the conclusion of the review, Commissioner Christy moved and Commissioner Laurenti seconded the adoption of the following Resolution:

“RESOLVED: by the Delaware River Joint Toll Bridge Commission at its Regular Meeting assembled this 30th Day of June 2025, that Justin Vegh be promoted to the position of Toll Bridge Corporal, Central Region, in the Public Safety and Bridge Security Division. Compensation shall be set at \$70,403, which is the starting salary for the Toll Bridge Corporal position in accordance with the Salary Table effective January 1, 2025. The appointment to be made pending satisfactory completion of the required personnel processing.”

Executive Director Resta reported that there were four affirmative votes from New Jersey, and four affirmative votes from Pennsylvania.

Executive Director Resta then invited any further questions on the Resolution. No further questions were presented, and the Resolution was unanimously adopted.

PROMOTION OF CONSTANTINO RAFFAELE TO TOLL-SUPPORTED BRIDGE CORPORAL, CENTRAL REGION

R: 5215-06-25-PER-18-06-25

Executive Director Resta addressed the Meeting and asked the Commission Members, if, after their review, there were any questions.

At the conclusion of the review, Commissioner Grace moved and Commissioner Orcutt seconded the adoption of the following Resolution:

“RESOLVED: by the Delaware River Joint Toll Bridge Commission at its Regular Meeting assembled this 30th Day of June 2025, that Constantino Raffaele be promoted to the position of Toll-Supported Bridge Corporal, Central Region, in the Public Safety and Bridge Security Division. Compensation shall be set at \$70,403, which is the starting salary for the Toll-Supported

DELAWARE RIVER JOINT TOLL BRIDGE COMMISSION
Meeting of June 30, 2025

Bridge Corporal position in accordance with the Salary Table effective January 1, 2025. The appointment to be made pending satisfactory completion of the required personnel processing.”

Executive Director Resta reported that there were four affirmative votes from New Jersey, and four affirmative votes from Pennsylvania.

Executive Director Resta then invited any further questions on the Resolution. No further questions were presented, and the Resolution was unanimously adopted.

PROMOTION OF CAMERON HUFFMAN TO TOLL BRIDGE SERGEANT, NORTHERN REGION

R: 5216-06-25-PER-19-06-25

Executive Director Resta addressed the Meeting and asked the Commission Members, if, after their review, there were any questions.

At the conclusion of the review, Commissioner Christy moved and Commissioner Orcutt seconded the adoption of the following Resolution:

“RESOLVED: by the Delaware River Joint Toll Bridge Commission at its Regular Meeting assembled this 30th Day of June 2025, that Cameron Huffman be promoted to the position of Toll Bridge Sergeant, Northern Region, in the Public Safety and Bridge Security Division. Compensation shall be set at \$85,014, which is the starting salary for the Toll Bridge Sergeant position in accordance with the Salary Table effective January 1, 2025. The appointment to be made pending satisfactory completion of the required personnel processing.”

Executive Director Resta reported that there were four affirmative votes from New Jersey, and four affirmative votes from Pennsylvania.

Executive Director Resta then invited any further questions on the Resolution. No further questions were presented, and the Resolution was unanimously adopted.

PROMOTION OF LEON WERKHEISER JR., TO REGIONAL MAINTENANCE SUPERVISOR, NORTHERN REGION

R: 5217-06-25-PER-20-06-25

Executive Director Resta addressed the Meeting and asked the Commission Members, if, after their review, there were any questions.

Commissioner Christy addressed the meeting and said:

I would like to commend the Commission on finding someone with big enough feet to fill the shoes of our previous maintenance supervisor, so I'll gladly make that motion.

DELAWARE RIVER JOINT TOLL BRIDGE COMMISSION
Meeting of June 30, 2025

Executive Director Resta addressed the meeting and said:

Thank you, sir.

At the conclusion of the review, Commissioner Christy moved and Commissioner Laurenti seconded the adoption of the following Resolution:

“RESOLVED: by the Delaware River Joint Toll Bridge Commission at its Regular Meeting assembled this 30th Day of June 2025, that Leon Werkheiser, Jr. be appointed to the position of Regional Maintenance Supervisor, Northern Region, in the Maintenance & Fleet Operations Division. Compensation shall be set at \$96,322, which is the starting salary for the Regional Maintenance Supervisor position in accordance with the Salary Table effective January 1, 2025. The Promotion to be made pending satisfactory completion of the required personnel processing.”

Executive Director Resta reported that there were four affirmative votes from New Jersey, and four affirmative votes from Pennsylvania.

Executive Director Resta then invited any further questions on the Resolution. No further questions were presented, and the Resolution was unanimously adopted.

PROMOTION OF PUBLIC SAFETY & BRIDGE SECURITY EMPLOYEES (2) INDIVIDUALS

R: 5218-06-25-PER-21-06-25

Executive Director Resta addressed the Meeting and asked the Commission Members, if, after their review, there were any questions.

At the conclusion of the review, Chairman Komjathy moved and Vice Chair Janvey seconded the adoption of the following Resolution:

“RESOLVED: by the Delaware River Joint Toll Bridge Commission at its Regular Meeting assembled this 30th Day of June 2025, that the Commission authorizes the Executive Director to affect the promotion of the following employees, at the stated salary at the beginning of the pay period immediately following their position anniversary date, in accordance with established policy: John Devine SR Toll-Supported Bridge Monitor I \$58,297; Keneisha Ross SR Toll-Supported Bridge Monitor I \$58,297.”

Executive Director Resta reported that there were four affirmative votes from New Jersey, and four affirmative votes from Pennsylvania.

Executive Director Resta then invited any further questions on the Resolution. No further questions were presented, and the Resolution was unanimously adopted.

DELAWARE RIVER JOINT TOLL BRIDGE COMMISSION
Meeting of June 30, 2025

PROMOTION OF CONTROL CENTER EMPLOYEE (1) INDIVIDUAL

R: 5219-06-25-PER-22-06-25

Executive Director Resta addressed the Meeting and asked the Commission Members, if, after their review, there were any questions.

At the conclusion of the review, Commissioner Laurenti moved and Commissioner Grace seconded the adoption of the following Resolution:

“RESOLVED: by the Delaware River Joint Toll Bridge Commission at its Regular Meeting assembled this 30th Day of June 2025, that the Commission authorizes the Executive Director to affect the promotion of the following employee, at the stated salary at the start of the first pay period after the approval of this Resolution to the classifications indicated: Caryn Bridgewater Control Center Monitor I \$59,488.”

Executive Director Resta reported that there were four affirmative votes from New Jersey, and four affirmative votes from Pennsylvania.

Executive Director Resta then invited any further questions on the Resolution. No further questions were presented, and the Resolution was unanimously adopted.

PROMOTION OF MAINTENANCE EMPLOYEE (1) INDIVIDUAL

R: 5220-06-25-PER-23-06-25

Executive Director Resta addressed the Meeting and asked the Commission Members, if, after their review, there were any questions.

At the conclusion of the review, Vice Chair Janvey moved and Commissioner Orcutt seconded the adoption of the following Resolution:

“RESOLVED: by the Delaware River Joint Toll Bridge Commission at its Regular Meeting assembled this 30th Day of June 2025, that the Commission authorizes the Executive Director to affect the promotion of the following employee, at the stated salary at the start of the first pay period after the approval of this Resolution to the classification indicated: Ryan Dietz SRMC Maintenance Worker I \$60,385.”

Executive Director Resta reported that there were four affirmative votes from New Jersey, and four affirmative votes from Pennsylvania.

Executive Director Resta then invited any further questions on the Resolution. No further questions were presented, and the Resolution was unanimously adopted.

DELAWARE RIVER JOINT TOLL BRIDGE COMMISSION
Meeting of June 30, 2025

APPROVAL OF RETIREMENT BENEFITS, MARTIN CLARK, CUSTOMER SERVICE REPRESENTATIVE

R: 5221-06-25-PER-24-06-25

Executive Director Resta addressed the Meeting and asked the Commission Members, if, after their review, there were any questions.

At the conclusion of the review, Commissioner Laurenti moved and Vice Chair Janvey seconded the adoption of the following Resolution:

“RESOLVED: by the Delaware River Joint Toll Bridge Commission at its Regular Meeting assembled this 30th Day of June 2025, that subject to applicable practices and procedures, the Commission approves the provision of retirement benefits to Martin Clark who is to retire on June 27, 2025.”

Executive Director Resta reported that there were four affirmative votes from New Jersey, and four affirmative votes from Pennsylvania.

Executive Director Resta then invited any further questions on the Resolution. No further questions were presented, and the Resolution was unanimously adopted.

Executive Director Resta addressed the meeting and said:

The next resolutions are for ratification of payments to Commission counsel. All four will be recited and we will do one voice vote for all four.

APPROVAL FOR PAYMENT OF INVOICES, CHIESA, SHAHINIAN & GIANTOMASI, NJ LABOR COUNSEL

R: 5222-06-25-ACCT-01-06-25

Executive Director Resta addressed the Meeting and asked the Commission Members, if, after their review, there were any questions.

At the conclusion of the review, Chairman Komjathy moved and Vice Chair Janvey seconded the adoption of the following Resolution:

“RESOLVED: By the Delaware River Joint Toll Bridge Commission at its Regular Meeting assembled this 30th Day of June 2025, authorizes payment of invoice #641078 in the total amount due of \$ 925.00 for professional services rendered by Chiesa, Shahinian & Giantomasi, New Jersey Labor Counsel.

“RESOLVED: Identifying the Operating Fund as the source of funds required for any and all disbursements.”

Executive Director Resta reported that there were four affirmative votes from New Jersey, and four affirmative votes from Pennsylvania.

DELAWARE RIVER JOINT TOLL BRIDGE COMMISSION
Meeting of June 30, 2025

Executive Director Resta then invited any further questions on the Resolution. No further questions were presented, and the Resolution was unanimously adopted.

APPROVE PAYMENT OF INVOICES, ARCHER LAW, PA GENERAL COUNSEL

R: 5223-06-25-ACCT-02-06-25

Executive Director Resta addressed the Meeting and asked the Commission Members, if, after their review, there were any questions.

At the conclusion of the review, Chairman Komjathy moved and Vice Chair Janvey seconded the adoption of the following Resolution:

“RESOLVED: By the Delaware River Joint Toll Bridge Commission at its Regular Meeting assembled this 30th Day of June 2025, authorizes payment of invoices #4356831, #4356828, #4356829 and #4356830 in the total amount of \$ 4,225.00 for Professional Services Rendered, and

“RESOLVED: Identifying the Operating Fund as the source of funds required for any and all disbursements.”

Executive Director Resta reported that there were four affirmative votes from New Jersey, and four affirmative votes from Pennsylvania.

Executive Director Resta then invited any further questions on the Resolution. No further questions were presented, and the Resolution was unanimously adopted.

APPROVE PAYMENT OF INVOICES, STRADLEY RONON, PA LABOR COUNSEL

R: 5224-06-25-ACCT-03-05-25

Executive Director Resta addressed the Meeting and asked the Commission Members, if, after their review, there were any questions.

At the conclusion of the review, Chairman Komjathy moved and Vice Chair Janvey seconded the adoption of the following Resolution:

“RESOLVED: By the Delaware River Joint Toll Bridge Commission at its Regular Meeting assembled this 30th Day of June 2025, authorizes payment of invoices #25052935, #25052936, #25053046 in the total amount of \$13,055.00 for Professional Services Rendered to Stradley Ronon, PA Labor Counsel for Services Rendered to Stradley Ronon, PA Labor Counsel. and

“RESOLVED: Identifying the Operating Fund as the source of funds required for any and all disbursements.”

Executive Director Resta reported that there were four affirmative votes from New Jersey, and four affirmative votes from Pennsylvania.

DELAWARE RIVER JOINT TOLL BRIDGE COMMISSION
Meeting of June 30, 2025

Executive Director Resta then invited any further questions on the Resolution. No further questions were presented, and the Resolution was unanimously adopted.

APPROVE PAYMENT OF INVOICES, FLORIO, PERRUCCI, STEINHARDT AND CAPPELLI, NJ GENERAL COUNSEL

R: 5225-06-25-ACCT-04-06-25

Executive Director Resta addressed the Meeting and asked the Commission Members, if, after their review, there were any questions.

At the conclusion of the review, Chairman Komjathy moved and Vice Chair Janvey seconded the adoption of the following Resolution:

“RESOLVED: By the Delaware River Joint Toll Bridge Commission at its Regular Meeting assembled this 30th Day of June 2025, authorizes payment of invoices #647137 in the total amount due of \$ 50.00 for Capital and Non-Capital Professional Services Rendered by Florio, Perrucci, Steinhardt and Cappelli, NJ Legal Counsel. and

“RESOLVED: Identifying the Operating Fund as the source of funds required for any and all disbursements.”

Executive Director Resta reported that there were four affirmative votes from New Jersey, and four affirmative votes from Pennsylvania.

Executive Director Resta then invited any further questions on the Resolution. No further questions were presented, and the Resolution was unanimously adopted.

INVITE ANY COMMENTS FROM THE PUBLIC

Executive Director Resta addressed the meeting and said:

Now is the point in our meeting where we invite any further new business comments from the public. We do have Mr. Bob Schultze from Washington Crossing. Do you wish to make comment at this morning's meeting?

Bob Schultze of Washing Crossing Pa. addressed the meeting and said:

No.

Executive Director Resta addressed the meeting and said:

Thank you, sir. Attendees on-line, any attendees from the public on-line? Does anyone on-line wish to make comment? Hearing none.

DELAWARE RIVER JOINT TOLL BRIDGE COMMISSION
Meeting of June 30, 2025

Chairman Komjathy addressed the meeting and said:

Mr. Resta?

Executive Director Resta addressed the meeting and said:

Yes, sir.

Chairman Komjathy addressed the meeting and said:

I just want to congratulate all the new employees and those that were promoted and wish them the best of luck on behalf of the Commission.

Executive Director Resta addressed the meeting and said:

Okay. Thank you, sir.

SCHEDULING OF THE JULY 28, 2025 MEETING

Executive Director Resta addressed the Meeting and stated that the Commission's next meeting is scheduled to be held Monday, July 28, 2025.

This meeting will be called to Order at 10:30 a.m. at the Scudder Falls Administration Building, 1199 Woodside Road, Yardley, PA 19067.

Executive Director Resta assured the Commission Members that an "Official Notice of Meeting" would be forwarded to each and every Member of the Commission.

ADJOURNMENT

Commissioner Christy then moved that the Meeting be adjourned, and Commissioner Grace seconded. The voice vote was unanimously affirmative, and the Meeting was adjourned at 10:55 a.m., Monday, June 30, 2025.

DELAWARE RIVER JOINT TOLL BRIDGE COMMISSION
Meeting of June 30, 2025

Prepared and submitted by:



HEATHER L. MCCONNELL
Executive Administrative Generalist/
Commissioner Liaison



Attested by:

ARNOLD J. CONOLINE
Assistant Secretary/Treasurer

Approved by:



JOSEPH J. RESTA
Executive Director

DELAWARE RIVER JOINT TOLL BRIDGE COMMISSION

Meeting of June 30, 2025

FINANCE

The following Pages reflect the reports on those items assigned to the Finance Department. Each item is reported separately and page numbered accordingly.

DELAWARE RIVER JOINT TOLL BRIDGE COMMISSION

Meeting of June 30, 2025

SUBJECT	DESCRIPTION	PAGE NUMBER
Accounting	Status of Cash Balances at May 31, 2025	1
Accounting	Status of Bond Retirement at May 31, 2025	2
Accounting	Status of Investments at May 31, 2025	3–6
Accounting	Status of Toll Traffic and Revenue & Toll Supported Traffic Month of May 2025 Compared with Month of May 2024	7-22
Accounting	Statistical Summary of Expenditures on Toll Bridges and Toll Supported Bridges Accounts for the Period May 1, 2025, through May 31, 2025	23-31
Accounting	Statement of Revenue and Expenses: Five Month Period ending May 31, 2025	32

DELAWARE RIVER JOINT TOLL BRIDGE COMMISSION

Meeting of June 30, 2025

**There follows Cash Balances of the Commission at May 31, 2025 for the
information and review of the Members:**

COMMISSION CASH DEPOSITS

Wells Fargo Bank, N. A.		
Revenue Fund		6,152,013
Payroll Fund		75,742
Insurance Clearing Account		750,000
TOTAL	\$	6,977,755

CASH DEPOSIT GUARANTEES

Wells Fargo Bank	PA ACT 72	FULL BALANCE
-------------------------	------------------	---------------------

Meeting of June 30, 2025

STATUS OF BRIDGE REVENUE BONDS AT May 31, 2025

2

6/3/2025 12:00 PM



Delaware River Joint TBC
Purchases Report
Sorted by Fund - Maturity Date
May 1, 2025 - May 31, 2025

CUSIP	Investment #	Fund	Sec. Type	Issuer	Original Par Value	Purchase Date	Payment Periods	Principal Purchased	Accrued Interest at Purchase	Rate at Purchase	Maturity Date	YTM	Ending Book Value
General Reserve Fund													
3134HBML2	11178	01GRF	FAC	FHLMC	2,000,000.00	05/05/2025	10/24 - 04/24	2,000,000.00	2,361.11	4.250	04/24/2028	4.249	2,000,000.00
3134HBEU1	11177	01GRF	FAC	FHLMC	3,083,000.00	05/05/2025	09/19 - 03/19	3,092,803.94	17,727.25	4.500	09/19/2029	4.120	3,092,641.99
3130B6DA1	11179	01GRF	FAC	FHLB	3,000,000.00	05/09/2025	11/07 - 05/07	3,000,000.00		4.150	05/07/2030	4.150	3,000,000.00
Subtotal					8,083,000.00			8,092,803.94	20,088.36				8,092,641.99
Total Purchases					8,083,000.00			8,092,803.94	20,088.36				8,092,641.99



Delaware River Joint TBC
Investment Classification
Sorted by Fund - Maturity Date
May 31, 2025

DRJTBC

CUSIP	Investment #	Fund	Issuer	Investment Class	Par Value	YTM	Maturity Date	Market Price	Market Date	Market Value	Book Value	Reported Value
Debt Service Fund												
38145C752	10113	01DSF	Goldman Sachs Ila Fed Port	Amort	10,159.63	3.410		100.000	05/31/2025	10,159.63	10,159.63	10,159.63
Subtotal					10,159.63	3.410				10,159.63	10,159.63	10,159.63
General Reserve Fund												
38145C752	10115	01GRF	Goldman Sachs Ila Fed Port	Amort	0.00			100.000	05/31/2025	0.00	0.00	0.00
PAINVEST	10050	01GRF	PA Invest	Amort	0.00			100.000	05/31/2025	0.00	0.00	0.00
PAINVEST	10462	01GRF	PA Invest	Amort	59,158,289.18	4.246		100.000	05/31/2025	59,158,289.18	59,158,289.18	59,158,289.18
65558RAA7	10999	01GRF	Nordea Bank	Fair	2,040,000.00	5.030	06/06/2025	99.999	05/31/2025	2,039,997.96	2,039,624.29	2,039,997.96
341271AD6	10894	01GRF	Florida St Brd of Adm	Fair	4,000,000.00	0.752	07/01/2025	99.721	05/31/2025	3,988,840.00	4,001,787.62	3,988,840.00
63873JU32	11151	01GRF	ATIXIS NY Brh	Fair	5,000,000.00	4.604	07/03/2025	99.587	05/31/2025	4,979,395.00	4,980,355.56	4,979,395.00
62479LUR4	11159	01GRF	Mitsubishi UFJ	Fair	4,000,000.00	4.530	07/25/2025	99.323	05/31/2025	3,972,952.00	3,973,840.00	3,972,952.00
3136G4D75	10825	01GRF	Federal National Mtg Assn	Fair	2,500,000.00	0.599	07/29/2025	99.399	05/31/2025	2,484,977.50	2,500,000.00	2,484,977.50
91282CHN4	11031	01GRF	U.S. Treasury	Fair	2,000,000.00	5.063	07/31/2025	100.058	05/31/2025	2,001,171.88	1,999,025.11	2,001,171.88
64952WEU3	10975	01GRF	New York Life Global	Fair	2,000,000.00	5.053	08/05/2025	99.877	05/31/2025	1,997,550.00	1,995,232.89	1,997,550.00
57629WDC3	11035	01GRF	Mass Mutual Global	Fair	2,000,000.00	5.609	08/26/2025	99.903	05/31/2025	1,998,064.00	1,993,540.00	1,998,064.00
74153WCR8	11015	01GRF	Prcoa Global Fund	Fair	2,000,000.00	5.150	08/28/2025	99.876	05/31/2025	1,997,532.00	1,995,702.44	1,997,532.00
55607KWA0	11174	01GRF	Macquarie Group	Fair	5,000,000.00	4.381	09/10/2025	98.727	05/31/2025	4,936,390.00	4,939,820.82	4,936,390.00
91282CJL6	11059	01GRF	U.S. Treasury	Fair	3,000,000.00	4.717	11/30/2025	100.230	05/31/2025	3,006,914.07	3,002,251.30	3,006,914.07
49474E3Z4	10991	01GRF	King County Washington	Fair	560,000.00	4.364	12/01/2025	100.386	05/31/2025	562,161.60	562,771.76	562,161.60
05254JAA8	11004	01GRF	Aust & NZ Banking Group	Fair	3,000,000.00	4.777	12/08/2025	100.209	05/31/2025	3,006,285.00	3,004,443.78	3,006,285.00
592179KD6	11121	01GRF	METLIFE	Fair	2,000,000.00	5.135	01/06/2026	100.200	05/31/2025	2,004,016.00	1,998,418.90	2,004,016.00
592179KD6	11139	01GRF	METLIFE	Fair	2,000,000.00	4.486	01/06/2026	100.200	05/31/2025	2,004,016.00	2,005,837.58	2,004,016.00
742718BH1	11150	01GRF	Procter & Gamble CO	Fair	2,093,000.00	3.897	01/15/2026	101.254	05/31/2025	2,119,256.69	2,125,047.00	2,119,256.69
64966MYL7	10944	01GRF	City of New York	Fair	3,000,000.00	2.642	04/01/2026	99.046	05/31/2025	2,971,380.00	3,015,066.30	2,971,380.00
57629W6F2	11116	01GRF	Mass Mutual Global	Fair	2,250,000.00	5.350	04/10/2026	100.012	05/31/2025	2,250,281.25	2,234,591.23	2,250,281.25
57629W6F2	11120	01GRF	Mass Mutual Global	Fair	2,000,000.00	5.151	04/10/2026	100.012	05/31/2025	2,000,250.00	1,989,413.55	2,000,250.00
58989V2F0	11129	01GRF	Met Tower Global Fund	Fair	2,000,000.00	4.853	06/20/2026	100.997	05/31/2025	2,019,958.00	2,010,822.31	2,019,958.00
54438CYL0	10955	01GRF	Los Angeles CA Community Colle	Fair	1,480,000.00	3.339	08/01/2026	96.487	05/31/2025	1,428,007.60	1,448,648.51	1,428,007.60
826200AD9	11141	01GRF	SIEMENS	Fair	2,500,000.00	4.364	08/17/2026	102.163	05/31/2025	2,554,075.00	2,550,511.45	2,554,075.00
91282CHY0	11041	01GRF	U.S. Treasury	Fair	1,000,000.00	4.911	09/15/2026	100.691	05/31/2025	1,006,914.06	996,581.43	1,006,914.06
06375M3Z6	11034	01GRF	Bank of Montreal	Fair	3,000,000.00	6.157	09/21/2026	99.543	05/31/2025	2,986,305.00	3,000,000.00	2,986,305.00
882724WT0	10915	01GRF	Texas Public Finance Authority	Fair	7,500,000.00	1.289	10/01/2026	101.183	05/31/2025	7,588,725.00	7,857,782.09	7,588,725.00

Data Updated: ~REPORT~: 06/03/2025 11:22

Run Date: 06/03/2025 - 11:23

Portfolio DRJ

AP

IC (PRF_IC) 7.1.1

Report Ver. 7.3.2

Delaware River Joint TBC
Investment Classification
May 31, 2025

Page 2

CUSIP	Investment #	Fund	Issuer	Investment Class	Par Value	YTM	Maturity Date	Market Price	Market Date	Market Value	Book Value	Reported Value
General Reserve Fund												
771196CE0	11128	01GRF	ROCHE HLDGS INC	Fair	3,500,000.00	4.842	11/13/2026	101.378	05/31/2025	3,548,244.00	3,519,917.12	3,548,244.00
5253JAZ4	11142	01GRF	Aust & NZ Banking Group	Fair	3,000,000.00	4.255	01/18/2027	100.630	05/31/2025	3,018,909.00	3,022,667.54	3,018,909.00
64953BBM9	11127	01GRF	New York Life Global	Fair	2,000,000.00	4.837	04/02/2027	100.938	05/31/2025	2,018,772.00	2,002,044.19	2,018,772.00
29446MAE2	11097	01GRF	EQUINOR ASA	Fair	1,000,000.00	4.833	04/06/2027	98.173	05/31/2025	981,730.00	968,875.63	981,730.00
57629W4S6	11126	01GRF	Mass Mutual Global	Fair	3,000,000.00	4.867	04/09/2027	101.254	05/31/2025	3,037,644.00	3,011,841.82	3,037,644.00
64971MT44	11176	01GRF	NYC Transitional Fin Authority	Fair	2,000,000.00	4.310	05/01/2027	101.541	05/31/2025	2,030,820.00	2,034,405.48	2,030,820.00
166764BX7	11073	01GRF	Chevron Corp	Fair	3,000,000.00	4.379	05/11/2027	96.225	05/31/2025	2,886,756.00	2,871,717.78	2,886,756.00
90327QD97	11124	01GRF	USAA CAP CORP	Fair	5,000,000.00	5.048	06/01/2027	101.678	05/31/2025	5,083,910.00	5,018,420.95	5,083,910.00
649907XF4	11100	01GRF	New York State Dormitory Auth	Fair	1,000,000.00	5.049	07/01/2027	100.709	05/31/2025	1,007,090.00	997,329.88	1,007,090.00
3130B2F42	11138	01GRF	Federal Home Loan Bank	Fair	3,000,000.00	4.579	08/20/2027	99.996	05/31/2025	2,999,907.00	3,000,000.00	2,999,907.00
3130B2QD0	11146	01GRF	Federal Home Loan Bank	Fair	2,500,000.00	4.070	09/10/2027	99.516	05/31/2025	2,487,915.00	2,500,000.00	2,487,915.00
3130B2WX9	11148	01GRF	Federal Home Loan Bank	Fair	3,000,000.00	3.666	10/01/2027	98.877	05/31/2025	2,966,310.00	3,000,000.00	2,966,310.00
3130B3DA8	11157	01GRF	Federal Home Loan Bank	Fair	1,470,000.00	4.393	10/15/2027	99.828	05/31/2025	1,467,473.07	1,469,411.17	1,467,473.07
3130B3JC8	11158	01GRF	Federal Home Loan Bank	Fair	1,500,000.00	4.310	10/22/2027	99.860	05/31/2025	1,497,901.50	1,500,000.00	1,497,901.50
40139LBG7	11098	01GRF	Guardian Life Global Funding	Fair	3,000,000.00	4.853	10/28/2027	102.584	05/31/2025	3,077,532.00	3,045,409.29	3,077,532.00
64966MGP8	11169	01GRF	City of New York	Fair	1,000,000.00	4.391	12/01/2027	98.425	05/31/2025	984,250.00	978,054.19	984,250.00
64952WEY5	11111	01GRF	New York Life Global	Fair	3,000,000.00	5.020	01/09/2028	101.104	05/31/2025	3,033,144.00	2,987,862.81	3,033,144.00
3130AYLF1	11094	01GRF	Federal Home Loan Bank	Fair	3,000,000.00	4.535	01/14/2028	99.906	05/31/2025	2,997,198.00	2,998,861.21	2,997,198.00
3136GA6V6	11162	01GRF	Federal National Mtg Assn	Fair	5,000,000.00	4.650	01/27/2028	100.037	05/31/2025	5,001,860.00	5,000,000.00	5,001,860.00
3130B4WZ0	11172	01GRF	Federal Home Loan Bank	Fair	5,000,000.00	4.550	02/18/2028	100.000	05/31/2025	5,000,020.00	5,000,000.00	5,000,020.00
3130B5HW1	11173	01GRF	Federal Home Loan Bank	Fair	1,610,000.00	4.280	03/13/2028	99.612	05/31/2025	1,603,754.81	1,610,000.00	1,603,754.81
3130B5LN6	11175	01GRF	Federal Home Loan Bank	Fair	4,000,000.00	4.300	03/24/2028	99.679	05/31/2025	3,987,176.00	4,000,000.00	3,987,176.00
13063DGC6	11040	01GRF	State of California	Fair	2,000,000.00	5.035	04/01/2028	98.015	05/31/2025	1,960,300.00	1,922,958.66	1,960,300.00
3134HBML2	11178	01GRF	Federal Home Loan Mtg Corp	Fair	2,000,000.00	4.248	04/24/2028	99.500	05/31/2025	1,990,002.00	2,000,000.00	1,990,002.00
637639AK1	11104	01GRF	National Securities Clearing	Fair	4,000,000.00	4.641	05/30/2028	101.624	05/31/2025	4,064,988.00	4,038,459.41	4,064,988.00
01266HFL8	11050	01GRF	Albemarle Cnty VA Economic Dev	Fair	3,000,000.00	5.260	06/01/2028	101.291	05/31/2025	3,038,730.00	3,003,049.88	3,038,730.00
686053DR7	11171	01GRF	Oregon School Board Assn	Fair	3,066,412.43	4.283	06/30/2028	101.181	05/31/2025	3,102,626.76	3,114,306.53	3,102,626.76
898365AP6	11066	01GRF	Boston College	Fair	2,550,000.00	4.705	07/01/2028	100.516	05/31/2025	2,563,158.00	2,536,909.59	2,563,158.00
91282CJA0	11042	01GRF	U.S. Treasury	Fair	1,000,000.00	4.806	09/30/2028	102.296	05/31/2025	1,022,968.75	994,662.65	1,022,968.75
67080LAA3	11063	01GRF	Nuveen LLC	Fair	5,000,000.00	5.034	11/01/2028	98.476	05/31/2025	4,923,815.00	4,834,904.49	4,923,815.00
91282CJN2	11060	01GRF	U.S. Treasury	Fair	2,000,000.00	4.257	11/30/2028	101.531	05/31/2025	2,030,625.00	2,007,312.34	2,030,625.00
64952WFF5	11149	01GRF	New York Life Global	Fair	1,850,000.00	4.045	01/29/2029	100.671	05/31/2025	1,862,413.50	1,890,241.35	1,862,413.50
3130B0KB4	11105	01GRF	Federal Home Loan Bank	Fair	3,000,000.00	5.000	03/20/2029	100.447	05/31/2025	3,013,425.00	3,000,000.00	3,013,425.00
95662NSL3	11154	01GRF	West Virginia Housing Developm	Fair	510,000.00	4.207	05/01/2029	105.239	05/31/2025	536,718.90	542,265.29	536,718.90
3130B22X2	11134	01GRF	Federal Home Loan Bank	Fair	4,000,000.00	5.124	07/24/2029	100.073	05/31/2025	4,002,924.00	4,000,000.00	4,002,924.00
3134HACE1	11136	01GRF	Federal Home Loan Mtg Corp	Fair	4,000,000.00	5.050	08/01/2029	100.056	05/31/2025	4,002,276.00	4,000,000.00	4,002,276.00

Data Updated: ~REPORT~: 06/03/2025 11:22

Run Date: 06/03/2025 - 11:23

Portfolio DRJ
AP
IC (PRF_IC) 7.1.1
Report Ver. 7.3.2

Delaware River Joint TBC
Investment Classification
May 31, 2025

CUSIP	Investment #	Fund	Issuer	Investment Class	Par Value	YTM	Maturity Date	Market Price	Market Date	Market Value	Book Value	Reported Value
General Reserve Fund												
3130B2N43	11144	01GRF	Federal Home Loan Bank	Fair	4,000,000.00	4.000	09/10/2029	98.903	05/31/2025	3,956,148.00	4,000,000.00	3,956,148.00
3134HBEU1	11177	01GRF	Federal Home Loan Mtg Corp	Fair	3,083,000.00	4.119	09/19/2029	99.770	05/31/2025	3,075,924.52	3,092,641.99	3,075,924.52
95662NSM1	11155	01GRF	West Virginia Housing Developm	Fair	505,000.00	4.800	11/01/2029	105.461	05/31/2025	532,578.05	539,631.35	532,578.05
3130B6DA1	11179	01GRF	Federal Home Loan Bank	Fair	3,000,000.00	4.150	05/07/2030	99.530	05/31/2025	2,985,909.00	3,000,000.00	2,985,909.00
Subtotal					236,225,701.61	4.317				236,447,551.65	236,433,567.69	236,447,551.65
Operating Fund												
38145C752	10108	01OF	Goldman Sachs Ila Fed Port	Amort	187,998.41	3.410		100.000	05/31/2025	187,998.41	187,998.41	187,998.41
91282CJV4	11165	01OF	U.S. Treasury	Fair	8,645,000.00	4.272	01/31/2026	99.949	05/31/2025	8,640,609.98	8,643,670.97	8,640,609.98
Subtotal					8,832,998.41	4.254				8,828,608.39	8,831,669.38	8,828,608.39
Reserve Maintenance Fund												
38145C752	10106	01RMF	Goldman Sachs Ila Fed Port	Amort	347,034.42	3.410		100.000	05/31/2025	347,034.42	347,034.42	347,034.42
91282CJV4	11166	01RMF	U.S. Treasury	Fair	15,962,000.00	4.272	01/31/2026	99.949	05/31/2025	15,953,894.34	15,959,546.11	15,953,894.34
Subtotal					16,309,034.42	4.254				16,300,928.76	16,306,580.53	16,300,928.76
Scudder Falls Insurance Reserv												
38145C752	10506	01SFIR	Goldman Sachs Ila Fed Port	Amort	277.99	3.410		100.000	05/31/2025	277.99	277.99	277.99
912797MS3	11167	01SFIR	U.S. Treasury	Fair	1,413,000.00	4.141	10/02/2025	98.578	05/31/2025	1,392,907.14	1,393,737.28	1,392,907.14
Subtotal					1,413,277.99	4.140				1,393,185.13	1,394,015.27	1,393,185.13
Debt Service Reserve Fund Comm												
38145C752	10994	06DSRF	Goldman Sachs Ila Fed Port	Amort	774.87	3.410		100.000	05/31/2025	774.87	774.87	774.87
91282CJV4	11164	06DSRF	U.S. Treasury	Fair	47,625,000.00	4.260	01/31/2026	99.949	05/31/2025	47,600,815.55	47,621,563.83	47,600,815.55
91282CJV4	11168	06DSRF	U.S. Treasury	Fair	1,017,000.00	4.257	01/31/2026	99.949	05/31/2025	1,016,483.56	1,016,946.14	1,016,483.56
Subtotal					48,642,774.87	4.260				48,618,073.98	48,639,284.84	48,618,073.98
2019A Rebate Account												
38145C752	11039	06REB19A	Goldman Sachs Ila Fed Port	Amort	1,000.39	3.410		100.000	05/31/2025	1,000.39	1,000.39	1,000.39
Subtotal					1,000.39	3.410				1,000.39	1,000.39	1,000.39
Total					311,434,947.32	4.302				311,599,507.93	311,616,277.73	311,599,507.93

DELAWARE RIVER JOINT TOLL BRIDGE COMMISSION
Meeting of June 30, 2025
TOLL TRAFFIC AND REVENUE STATISTICS (May 2025)

Summary: The Commission recorded a decrease in total toll revenue for May 2025 in comparison to the May 2024 traffic and revenue statistics. Total toll traffic also reflected a decrease for the month. [It should be noted that the Commission eliminated cash toll collections at TM, I78, EP, and DWG at 11:00 PM on January 12, 2025. In addition, it should be noted that 2024 was a leap year].

Analysis of May 2025 / May 2024 toll revenue data comparison:

- Total toll revenue decreased by **\$679,546** or **3.78** percent at the Commission's eight toll bridges for the month of May.
- Commercial-vehicle toll revenue decreased \$427,457 or 3.58 percent.
- Passenger-vehicle toll revenue decreased \$252,089 or 4.17 percent.

Analysis of May 2025 / May 2024 traffic data comparison:

- Total toll traffic decreased by **96,729** vehicles, or **2.36** percent for the month.
- Commercial-vehicle traffic decreased by 20,061 vehicles, or 3.22 percent.
- Passenger-vehicle toll traffic decreased by 76,668 vehicles, or 2.21 percent.
- Average daily toll traffic for the Commission's toll bridges for May 2025 was 128,873 total vehicles as compared to the 131,993 total vehicles recorded in May 2024, a decrease on average of 3,120 vehicles a day.
- Total recorded westbound traffic volume at the ten toll supported bridges for May 2025 decreased by 40,358 vehicles, or 2.2 percent as compared to May 2024. Average daily westbound traffic on the toll supported bridges was 58,611 vehicles in May 2025 as compared to 59,913 vehicles in May 2024.

Traffic analysis for May 2025:

- Total toll traffic for the eight toll bridges is reflecting a 1.65 percent decrease through the first five months of 2025 as compared to the same five-month period of 2024.
- Westbound traffic on the ten toll supported bridges reflects a decrease of 3.3 percent for the first five months of 2025 when compared to 2024.

REGION REVIEW:

Southern Region

Total toll traffic at Trenton-Morrisville (TM) reflected a 3.17 percent increase for May 2025 when compared to May 2024 as the result of the increase of 25,065 cars and the decrease of 2,306 trucks. The Scudder Falls Bridge recorded a 1.55 percent increase in total toll traffic for May 2025 compared to May 2024 due to the increases of 9,831 cars and 1,208 trucks. At New Hope-Lambertville (NHL), a decrease of 371 cars combined with an increase of 575 trucks resulted in an increase of 0.14 percent in total toll traffic for May 2025 as compared to May 2024.

Central Region

The I-78 Toll Bridge recorded an increase of 5.61 percent in total toll traffic for the month of May 2025 when compared to May 2024 as the result of increases of 45,903 cars and 8,332 trucks. At the Easton-Phillipsburg (EP) Toll Bridge, the increase of 14,333 passenger vehicles combined with the increase of 4,620 trucks generated a 3.98 percent increase in total toll traffic for May 2025 as compared to May 2024.

Northern Region

Portland-Columbia (PC) recorded a 21.60 percent decrease in total toll traffic during May 2025 compared to May 2024 as the result of the decreases of 22,777 automobiles and 2,895 trucks. At the Delaware Water Gap (DWG) Toll Bridge, combined decreases of 135,277 passenger vehicles and 29,617 trucks generated a total decrease of 19.57 percent in total toll traffic for May 2025 when compared to May 2024. (Major sinkhole problems along sections of I80 continue to result in traffic diversions at DWG). At Milford-Montague (MM), a decrease of 13,375 passenger vehicles and an increase of 22 trucks produced a 12.42 percent decrease in total toll traffic for the month of May 2025 as compared to May 2024.

E-ZPass Penetration Rates

The table below provides a comparison of the *E-ZPass* penetration rates for the Commission's eight (8) toll bridges for the months of May 2025 and May 2024, and the year-to-date periods ending May 31, 2025 and May 31, 2024.

		<i>E-ZPass</i> PENETRATION RATES					
		May. 2025	May. 2024	Change in Monthly Percentage	YTD 2025	YTD 2024	Change in YTD Percentage
All Toll Bridges	Cars	86.40	84.71	1.69	87.17	85.15	2.02
	Trucks	87.57	87.71	-0.14	88.05	88.12	-0.07
	Total	86.57	85.17	1.40	87.31	85.61	1.70
Trenton - Morrisville	Cars	86.21	83.91	2.30	86.50	84.19	2.31
	Trucks	84.98	85.67	-0.69	86.02	85.86	0.16
	Total	86.09	84.10	1.99	86.45	84.37	2.08
Scudder Falls	Cars	91.59	92.09	-0.50	91.94	92.26	-0.32
	Trucks	89.50	89.46	0.04	89.57	89.68	-0.11
	Total	91.48	91.96	-0.48	91.81	92.12	-0.31
New Hope - Lambertville	Cars	93.36	92.38	0.98	93.46	92.68	0.78
	Trucks	88.17	88.91	-0.74	89.15	89.79	-0.64
	Total	92.91	92.08	0.83	93.09	92.44	0.65
I-78	Cars	83.05	81.23	1.82	83.97	81.75	2.22
	Trucks	88.61	88.57	0.04	88.77	89.02	-0.25
	Total	84.70	83.47	1.23	85.49	84.04	1.45
Easton - Phillipsburg	Cars	87.77	86.07	1.70	88.97	86.91	2.06
	Trucks	86.51	86.24	0.27	86.82	85.94	0.88
	Total	87.67	86.08	1.59	88.79	86.84	1.95
Portland - Columbia	Cars	87.83	84.36	3.47	88.69	84.75	3.94
	Trucks	87.02	86.59	0.43	88.43	87.32	1.11
	Total	87.74	84.62	3.12	88.66	85.03	3.63
Delaware Water Gap	Cars	81.33	79.64	1.69	82.86	80.09	2.77
	Trucks	86.37	87.14	-0.77	87.36	87.68	-0.32
	Total	82.22	80.96	1.26	83.71	81.46	2.25
Milford - Montague	Cars	87.55	82.74	4.81	88.03	82.98	5.05
	Trucks	85.41	81.38	4.03	87.16	82.72	4.44
	Total	87.45	82.69	4.76	87.99	82.97	5.02

Starting 11pm on January 12th, 2025, the Commission ceased cash toll collections at TM, I-78, EP and DWG, and completed soft AET conversions at all toll bridges.

DELAWARE RIVER JOINT TOLL BRIDGE COMMISSION
ALL TOLL BRIDGES
COMPARATIVE STATEMENT OF TOLL TRAFFIC AND REVENUE

MAY 2025

JANUARY 1, 2024 MAY 31, 2024 152 DAYS		JANUARY 1, 2025 MAY 31, 2025 151 DAYS		VEHICLE CLASS	MONTH OF MAY 2025 31 DAYS		MONTH OF MAY 2024 31 DAYS	
NUMBER OF VEHICLES	TOTAL REVENUE	NUMBER OF VEHICLES	TOTAL REVENUE		NUMBER OF VEHICLES	TOTAL REVENUE	NUMBER OF VEHICLES	TOTAL REVENUE
15,574,406	\$ 26,932,230.40	15,250,940	\$ 26,036,501.10	Passenger	3,391,584	\$ 5,843,699.25	3,468,252	\$ 6,064,953.55
-	(186,833.75)		(236,861.50)	Discounts *	-	(50,083.50)	-	(19,248.50)
15,574,406	\$ 26,745,396.65	15,250,940	\$ 25,799,639.60	TOTAL PASSENGER	3,391,584	\$ 5,793,615.75	3,468,252	\$ 6,045,705.05
568,521	5,196,252.50	593,185	5,408,594.95	2-Axle Trucks	127,393	1,161,621.00	125,424	1,147,100.50
192,061	2,626,789.50	193,619	2,648,691.00	3-Axle Trucks	40,685	556,564.50	42,730	584,902.50
213,219	3,895,758.00	194,592	3,556,854.00	4-Axle Trucks	40,540	741,918.00	48,390	884,908.00
1,840,779	41,926,920.00	1,853,471	42,233,815.00	5-Axle Trucks	385,060	8,777,242.50	397,643	9,060,552.50
43,175	1,172,430.00	42,756	1,163,913.00	6-Axle Trucks	9,519	259,488.00	9,002	244,344.00
2,534	84,561.00	1,616	54,996.00	7-Axle Trucks	281	9,639.50	350	12,123.00
2,860,289	\$ 54,902,711.00	2,879,239	\$ 55,066,863.95	TOTAL TRUCKS	603,478	\$ 11,506,473.50	623,539	\$ 11,933,930.50
18,434,695	\$ 81,648,107.65	18,130,179	\$ 80,866,503.55	TOTAL TOLL VEHICLES	3,995,062	\$ 17,300,089.25	4,091,791	17,979,635.55
121,281	\$ 537,158.60	120,067	\$ 535,539.76	DAILY AVERAGE	128,873	\$ 558,067.40	131,993	\$ 579,988.24
YTD Rate Change				MTD Rate Change Traffic				
Traffic (toll)		-1.65%		Traffic (toll)		-2.36%		
Autos		-2.08%		Autos		-2.21%		
Trucks		0.66%		Trucks		-3.22%		
Revenue		-0.96%		Revenue		-3.78%		
Autos		-3.54%		Autos		-4.17%		
Trucks		0.30%		Trucks		-3.58%		

* "Discounts" The Commuter Discount was eliminated effective January 1st, 2024. The commuter discount reported in the January 2024 Comparatives represented the discounts issued for trips made in December 2023. "Discounts" now represents adjustments for employee and Commission vehicle non-revenue crossings.

NOTE: On January 12, 2025 at 11:00 PM the Commission eliminated Cash Toll collections at TM, I78, EP, and DWG.

NOTE: 2024 was a Leap Year

DELAWARE RIVER JOINT TOLL BRIDGE COMMISSION
TRENTON - MORRISVILLE TOLL BRIDGE
COMPARATIVE STATEMENT OF TOLL TRAFFIC AND REVENUE

MAY 2025								
JANUARY 1, 2024 MAY 31, 2024 152 DAYS		JANUARY 1, 2025 MAY 31, 2025 151 DAYS		MONTH OF MAY 2025 31 DAYS		MONTH OF MAY 2024 31 DAYS		
NUMBER OF VEHICLES	TOTAL REVENUE	NUMBER OF VEHICLES	TOTAL REVENUE	VEHICLE CLASS	NUMBER OF VEHICLES	TOTAL REVENUE	NUMBER OF VEHICLES	TOTAL REVENUE
2,929,353	\$ 5,101,230.25 (27,776.25)	3,001,222	\$ 5,148,876.25 (42,230.00)	Passenger Discounts *	666,943	\$ 1,149,079.75 (10,886.00)	641,878	\$ 1,127,786.75 (2,983.50)
2,929,353	\$ 5,073,454.00	3,001,222	\$ 5,106,646.25	TOTAL PASSENGER	666,943	\$ 1,138,193.75	641,878	\$ 1,124,803.25
113,128	1,032,795.00	118,106	1,077,658.00	2-Axle Trucks	25,013	228,232.00	24,430	223,136.00
54,477	745,443.00	52,845	724,029.00	3-Axle Trucks	9,464	129,780.00	11,713	160,371.00
48,864	894,906.00	36,168	660,908.00	4-Axle Trucks	8,407	154,110.00	10,999	201,352.00
131,609	3,011,380.00	143,729	3,289,145.00	5-Axle Trucks	30,572	700,585.00	29,354	671,590.00
4,250	116,499.00	3,920	107,499.00	6-Axle Trucks	1,066	29,412.00	336	9,228.00
1,337	42,798.00	90	2,905.00	7-Axle Trucks	25	812.00	21	665.00
353,665	\$ 5,843,821.00	354,858	\$ 5,862,144.00	TOTAL TRUCKS	74,547	\$ 1,242,931.00	76,853	\$ 1,266,342.00
3,283,018	\$ 10,917,275.00	3,356,080	\$ 10,968,790.25	TOTAL TOLL VEHICLES	741,490	\$ 2,381,124.75	718,731	\$ 2,391,145.25
21,599	\$ 71,824.18	22,226	\$ 72,641.00	DAILY AVERAGE	23,919	\$ 76,810.48	23,185	\$ 77,133.72
Rate Change				Rate Change				
Traffic (toll)		2.23%		Traffic (toll)		3.17%		
Autos		2.45%		Autos		3.90%		
Trucks		0.34%		Trucks		-3.00%		
Revenue		0.47%		Revenue		-0.42%		
Autos		0.65%		Autos		1.19%		
Trucks		0.31%		Trucks		-1.85%		

DELAWARE RIVER JOINT TOLL BRIDGE COMMISSION

SCUDDER FALLS TOLL BRIDGE

COMPARATIVE STATEMENT OF TOLL TRAFFIC AND REVENUE

MAY 2025									
JANUARY 1, 2024 MAY 31, 2024 152 DAYS		JANUARY 1, 2025 MAY 31, 2025 151 DAYS		VEHICLE CLASS	MONTH OF MAY 2025 31 DAYS		MONTH OF MAY 2024 31 DAYS		
NUMBER OF VEHICLES	TOTAL REVENUE	NUMBER OF VEHICLES	TOTAL REVENUE		NUMBER OF VEHICLES	TOTAL REVENUE	NUMBER OF VEHICLES	TOTAL REVENUE	
3,068,401	\$ 4,957,740.90 (33,871.79)	3,120,648	\$ 5,083,791.60 (25,206.00)	Passenger Discounts *	686,372	\$ 1,123,734.75 (2,252.50)	676,541	\$ 1,102,638.80 (3,769.50)	
3,068,401	\$ 4,923,869.11	3,120,648	\$ 5,058,585.60	TOTAL PASSENGER	686,372	\$ 1,121,482.25	676,541	\$ 1,098,869.30	
82,858	752,868.00	90,449	822,352.95	2-Axle Trucks	19,145	174,143.00	18,431	167,546.00	
15,229	206,584.50	15,501	210,514.50	3-Axle Trucks	3,146	42,877.50	3,482	47,547.00	
10,755	196,564.00	12,089	221,136.00	4-Axle Trucks	2,764	50,484.00	2,401	43,884.00	
56,532	1,289,122.50	60,660	1,382,105.00	5-Axle Trucks	12,702	289,307.50	12,253	279,410.00	
632	17,271.00	859	23,454.00	6-Axle Trucks	211	5,769.00	171	4,656.00	
126	4,340.50	76	2,626.50	7-Axle Trucks	17	570.00	39	1,331.00	
166,132	\$ 2,466,750.50	179,634	\$ 2,662,188.95	TOTAL TRUCKS	37,985	\$ 563,151.00	36,777	\$ 544,374.00	
3,234,533	\$ 7,390,619.61	3,300,282	\$ 7,720,774.55	TOTAL TOLL VEHICLES	724,357	\$ 1,684,633.25	713,318	\$ 1,643,243.30	
21,280	\$ 48,622.50	21,856	\$ 51,130.96	DAILY AVERAGE	23,366	\$ 54,343.01	23,010	\$ 53,007.85	
Rate Change					Rate Change				
Traffic (toll)		2.03%			Traffic (toll)		1.55%		
Autos		1.70%			Autos		1.45%		
Trucks		8.13%			Trucks		3.28%		
Revenue		4.47%			Revenue		2.52%		
Autos		2.74%			Autos		2.06%		
Trucks		7.92%			Trucks		3.45%		

DELAWARE RIVER JOINT TOLL BRIDGE COMMISSION
NEW HOPE - LAMBERTVILLE TOLL BRIDGE
COMPARATIVE STATEMENT OF TOLL TRAFFIC AND REVENUE

MAY 2025									
JANUARY 1, 2024 MAY 31, 2024 152 DAYS		JANUARY 1, 2025 MAY 31, 2025 151 DAYS			MONTH OF MAY 2025 31 DAYS		MONTH OF MAY 2024 31 DAYS		
NUMBER OF VEHICLES	TOTAL REVENUE	NUMBER OF VEHICLES	TOTAL REVENUE	VEHICLE CLASS	NUMBER OF VEHICLES	TOTAL REVENUE	NUMBER OF VEHICLES	TOTAL REVENUE	
603,624	\$ 980,203.00 (14,967.08)	622,308	\$ 1,006,385.25 (30,226.00)	Passenger Discounts *	134,859	\$ 219,121.75 (5,676.00)	135,230	\$ 222,111.25 (834.00)	
603,624	\$ 965,235.92	622,308	\$ 976,159.25	TOTAL PASSENGER	134,859	\$ 213,445.75	135,230	\$ 221,277.25	
23,716	215,767.00	30,276	269,858.00	2-Axle Trucks	6,415	55,992.00	5,534	50,443.00	
5,115	69,673.50	5,584	76,050.00	3-Axle Trucks	1,351	18,444.00	1,149	15,643.50	
3,963	72,638.00	4,151	76,264.00	4-Axle Trucks	955	17,526.00	1,037	19,040.00	
19,934	452,845.00	17,648	401,912.50	5-Axle Trucks	3,926	89,545.00	4,350	98,962.50	
1,522	41,370.00	1,514	41,391.00	6-Axle Trucks	332	9,117.00	322	8,769.00	
27	871.50	14	455.00	7-Axle Trucks	2	63.00	14	455.00	
54,277	\$ 853,165.00	59,187	\$ 865,930.50	TOTAL TRUCKS	12,981	\$ 190,687.00	12,406	\$ 193,313.00	
657,901	\$ 1,818,400.92	681,495	\$ 1,842,089.75	TOTAL TOLL VEHICLES	147,840	\$ 404,132.75	147,636	\$ 414,590.25	
4,328	\$ 11,963.16	4,513	\$ 12,199.27	DAILY AVERAGE	4,769	\$ 13,036.54	4,762	\$ 13,373.88	
Rate Change					Rate Change				
Traffic (toll)		3.59%			Traffic (toll)		0.14%		
Autos		3.10%			Autos		-0.27%		
Trucks		9.05%			Trucks		4.63%		
Revenue		1.30%			Revenue		-2.52%		
Autos		1.13%			Autos		-3.54%		
Trucks		1.50%			Trucks		-1.36%		

DELAWARE RIVER JOINT TOLL BRIDGE COMMISSION

178 TOLL BRIDGE

COMPARATIVE STATEMENT OF TOLL TRAFFIC AND REVENUE

MAY 2025

JANUARY 1, 2024 MAY 31, 2024 152 DAYS			JANUARY 1, 2025 MAY 31, 2025 151 DAYS			MONTH OF MAY 2025 31 DAYS			MONTH OF MAY 2024 31 DAYS				
NUMBER OF VEHICLES		TOTAL REVENUE	NUMBER OF VEHICLES		TOTAL REVENUE	VEHICLE CLASS		NUMBER OF VEHICLES		TOTAL REVENUE	NUMBER OF VEHICLES		TOTAL REVENUE
2,987,293		\$ 5,336,077.25 (20,742.40)	3,051,444		\$ 5,374,156.00 (19,174.00)	Passenger Discounts *		718,269		\$ 1,277,156.25 (3,898.00)	672,366		\$ 1,215,021.50 (1,189.00)
2,987,293		\$ 5,315,334.85	3,051,444		\$ 5,354,982.00	TOTAL PASSENGER		718,269		\$ 1,273,258.25	672,366		\$ 1,213,832.50
149,589		1,370,275.00	154,058		1,409,661.00	2-Axle Trucks		34,577		316,791.00	32,436		297,221.00
61,527		841,540.50	65,200		891,583.50	3-Axle Trucks		15,010		205,068.00	13,483		184,530.00
88,662		1,616,510.00	83,477		1,523,014.00	4-Axle Trucks		16,710		305,250.00	19,302		352,714.00
1,049,362		23,880,490.00	1,079,693		24,579,915.00	5-Axle Trucks		230,928		5,257,472.50	223,989		5,099,337.50
23,585		639,555.00	24,045		653,832.00	6-Axle Trucks		5,519		150,078.00	5,222		141,528.00
557		19,067.50	983		33,258.50	7-Axle Trucks		163		5,570.50	143		4,948.50
1,373,282		\$ 28,367,438.00	1,407,456		\$ 29,091,264.00	TOTAL TRUCKS		302,907		\$ 6,240,230.00	294,575		\$ 6,080,279.00
4,360,575		\$ 33,682,772.85	4,458,900		\$ 34,446,246.00	TOTAL TOLL VEHICLES		1,021,176		\$ 7,513,488.25	966,941		\$ 7,294,111.50
28,688		\$ 221,597.19	29,529		\$ 228,120.83	DAILY AVERAGE		32,941		\$ 242,370.59	31,192		\$ 235,293.92
Rate Change													
Traffic (toll)		2.25%									Rate Change		
Autos		2.15%									Traffic (toll)		5.61%
Trucks		2.49%									Autos		6.83%
											Trucks		2.83%
Revenue		2.27%									Revenue		3.01%
Autos		0.75%									Autos		4.90%
Trucks		2.55%									Trucks		2.63%

DELAWARE RIVER JOINT TOLL BRIDGE COMMISSION
EASTON - PHILLIPSBURG TOLL BRIDGE
COMPARATIVE STATEMENT OF TOLL TRAFFIC AND REVENUE

MAY 2025								
JANUARY 1, 2024 MAY 31, 2024 152 DAYS		JANUARY 1, 2025 MAY 31, 2025 151 DAYS		MONTH OF MAY 2025 31 DAYS		MONTH OF MAY 2024 31 DAYS		
NUMBER OF VEHICLES	TOTAL REVENUE	NUMBER OF VEHICLES	TOTAL REVENUE	VEHICLE CLASS	NUMBER OF VEHICLES	TOTAL REVENUE	NUMBER OF VEHICLES	TOTAL REVENUE
1,977,826	\$ 3,365,536.50	1,997,614	\$ 3,352,746.75	Passenger	454,014	\$ 772,089.50	439,681	\$ 759,283.00
	(22,142.76)		(28,480.50)	Discounts *		(7,364.00)		(2,780.00)
1,977,826	\$ 3,343,393.74	1,997,614	\$ 3,324,266.25	TOTAL PASSENGER	454,014	\$ 764,725.50	439,681	\$ 756,503.00
57,652	527,263.50	65,983	601,822.00	2-Axle Trucks	14,867	135,704.00	13,058	119,516.50
14,310	196,581.00	16,508	227,089.50	3-Axle Trucks	3,697	50,739.00	3,620	49,629.00
13,850	252,954.00	12,256	223,680.00	4-Axle Trucks	2,987	54,610.00	3,587	65,478.00
70,228	1,603,557.50	82,692	1,887,617.50	5-Axle Trucks	19,396	442,870.00	16,173	368,970.00
618	16,812.00	959	26,277.00	6-Axle Trucks	259	7,125.00	148	4,029.00
13	427.00	21	675.50	7-Axle Trucks	5	157.50	5	164.50
156,671	\$ 2,597,595.00	178,419	\$ 2,967,161.50	TOTAL TRUCKS	41,211	\$ 691,205.50	36,591	\$ 607,787.00
2,134,497	\$ 5,940,988.74	2,176,033	\$ 6,291,427.75	TOTAL TOLL VEHICLES	495,225	\$ 1,455,931.00	476,272	\$ 1,364,290.00
14,043	\$ 39,085.45	14,411	\$ 41,665.08	DAILY AVERAGE	15,975	\$ 46,965.52	15,364	\$ 44,009.35
Rate Change				Rate Change				
Traffic (toll)		1.95%		Traffic (toll)		3.98%		
Autos		1.00%		Autos		3.26%		
Trucks		13.88%		Trucks		12.63%		
Revenue		5.90%		Revenue		6.72%		
Autos		-0.57%		Autos		1.09%		
Trucks		14.23%		Trucks		13.72%		

DELAWARE RIVER JOINT TOLL BRIDGE COMMISSION
PORTLAND - COLUMBIA TOLL BRIDGE
COMPARATIVE STATEMENT OF TOLL TRAFFIC AND REVENUE

MAY 2025									
JANUARY 1, 2024 MAY 31, 2024 152 DAYS		JANUARY 1, 2025 MAY 31, 2025 151 DAYS		MONTH OF MAY 2025 31 DAYS		MONTH OF MAY 2024 31 DAYS			
NUMBER OF VEHICLES	TOTAL REVENUE	NUMBER OF VEHICLES	TOTAL REVENUE	VEHICLE CLASS	NUMBER OF VEHICLES	TOTAL REVENUE	NUMBER OF VEHICLES	TOTAL REVENUE	
475,841	\$ 828,786.00	385,825	\$ 652,395.00	Passenger	82,581	\$ 141,447.50	105,358	\$ 186,009.75	
	(20,729.86)		(27,960.00)	Discounts *		(5,089.50)		(2,722.00)	
475,841	\$ 808,056.14	385,825	\$ 624,435.00	TOTAL PASSENGER	82,581	\$ 136,358.00	105,358	\$ 183,287.75	
14,039	128,041.00	14,047	127,412.00	2-Axle Trucks	2,570	23,380.00	3,084	28,212.00	
5,536	76,048.50	5,305	72,519.00	3-Axle Trucks	1,174	16,044.00	1,389	19,062.00	
17,840	326,406.00	18,690	342,780.00	4-Axle Trucks	3,280	60,328.00	4,713	86,120.00	
19,009	432,302.50	16,987	385,747.50	5-Axle Trucks	3,525	80,147.50	4,282	97,580.00	
147	4,047.00	229	6,234.00	6-Axle Trucks	54	1,485.00	30	840.00	
4	126.00	7	220.50	7-Axle Trucks	-	-			
56,575	\$ 966,971.00	55,265	\$ 934,913.00	TOTAL TRUCKS	10,603	\$ 181,384.50	13,498	\$ 231,814.00	
532,416	\$ 1,775,027.14	441,090	\$ 1,559,348.00	TOTAL TOLL VEHICLES	93,184	\$ 317,742.50	118,856	\$ 415,101.75	
3,503	\$ 11,677.81	2,921	\$ 10,326.81	DAILY AVERAGE	3,006	\$ 10,249.76	3,834	\$ 13,390.38	
Rate Change						Rate Change			
Traffic (toll)						Traffic (toll)			
Autos						Autos			
Trucks						Trucks			
Revenue						Revenue			
Autos						Autos			
Trucks						Trucks			

DELAWARE RIVER JOINT TOLL BRIDGE COMMISSION
DELAWARE WATER GAP TOLL BRIDGE
COMPARATIVE STATEMENT OF TOLL TRAFFIC AND REVENUE

MAY 2025								
JANUARY 1, 2024 MAY 31, 2024 152 DAYS		JANUARY 1, 2025 MAY 31, 2025 151 DAYS		MONTH OF MAY 2025 31 DAYS		MONTH OF MAY 2024 31 DAYS		
NUMBER OF VEHICLES	TOTAL REVENUE	NUMBER OF VEHICLES	TOTAL REVENUE	VEHICLE CLASS	NUMBER OF VEHICLES	TOTAL REVENUE	NUMBER OF VEHICLES	TOTAL REVENUE
3,095,431	\$ 5,589,829.75	2,672,756	\$ 4,738,071.50	Passenger	558,527	\$ 1,006,127.25	693,804	\$ 1,266,729.00
	(29,436.75)		(28,017.50)	Discounts *	-	(5,512.50)	-	(2,426.00)
3,095,431	\$ 5,560,393.00	2,672,756	\$ 4,710,054.00	TOTAL PASSENGER	558,527	\$ 1,000,614.75	693,804	\$ 1,264,303.00
115,388	1,057,884.00	106,385	973,451.00	2-Axle Trucks	21,949	201,281.00	25,748	236,225.00
34,454	471,354.00	31,478	430,357.50	3-Axle Trucks	6,533	89,335.50	7,502	102,706.50
28,355	518,498.00	26,756	490,390.00	4-Axle Trucks	5,199	95,232.00	6,098	111,654.00
490,913	11,184,270.00	448,793	10,232,760.00	5-Axle Trucks	83,293	1,900,915.00	106,501	2,427,675.00
12,263	332,565.00	11,095	301,545.00	6-Axle Trucks	2,055	55,866.00	2,738	74,331.00
470	16,930.50	399	14,032.50	7-Axle Trucks	69	2,466.50	128	4,559.00
681,843	\$ 13,581,501.50	624,906	\$ 12,442,536.00	TOTAL TRUCKS	119,098	\$ 2,345,096.00	148,715	\$ 2,957,150.50
3,777,274	\$ 19,141,894.50	3,297,662	\$ 17,152,590.00	TOTAL TOLL VEHICLES	677,625	\$ 3,345,710.75	842,519	\$ 4,221,453.50
24,850	\$ 125,933.52	21,839	\$ 113,593.31	DAILY AVERAGE	21,859	\$ 107,926.15	27,178	\$ 136,175.92
Rate Change				Rate Change				
Traffic (toll)		-12.70%		Traffic (toll)		-19.57%		
Autos		-13.65%		Autos		-19.50%		
Trucks		-8.35%		Trucks		-19.92%		
Revenue		-10.39%		Revenue		-20.75%		
Autos		-15.29%		Autos		-20.86%		
Trucks		-8.39%		Trucks		-20.70%		

Note: Multiple sinkholes along Interstate 80 near Wharton, NJ, about 35 miles east of the Delaware Water Gap Toll Bridge, forced a full shutdown of the highway in both directions starting March 19, 2025.

DELAWARE RIVER JOINT TOLL BRIDGE COMMISSION

MILFORD - MONTAGUE TOLL BRIDGE

COMPARATIVE STATEMENT OF TOLL TRAFFIC AND REVENUE

MAY 2025									
JANUARY 1, 2024 MAY 31, 2024 152 DAYS		JANUARY 1, 2025 MAY 31, 2025 151 DAYS		MONTH OF MAY 2025 31 DAYS		MONTH OF MAY 2024 31 DAYS			
NUMBER OF VEHICLES	TOTAL REVENUE	NUMBER OF VEHICLES	TOTAL REVENUE	VEHICLE CLASS	NUMBER OF VEHICLES	TOTAL REVENUE	NUMBER OF VEHICLES	TOTAL REVENUE	
436,637	\$ 772,826.75	399,123	\$ 680,078.75	Passenger	90,019	\$ 154,942.50	103,394	\$ 185,373.50	
	(17,166.86)		(35,567.50)	Discounts *		(9,405.00)		(2,544.50)	
436,637	\$ 755,659.89	399,123	\$ 644,511.25	TOTAL PASSENGER	90,019	\$ 145,537.50	103,394	\$ 182,829.00	
12,151	111,359.00	13,881	126,380.00	2-Axle Trucks	2,857	26,098.00	2,703	24,801.00	
1,413	19,564.50	1,198	16,548.00	3-Axle Trucks	310	4,276.50	392	5,413.50	
930	17,282.00	1,005	18,682.00	4-Axle Trucks	238	4,378.00	253	4,666.00	
3,192	72,952.50	3,269	74,612.50	5-Axle Trucks	718	16,400.00	741	17,027.50	
158	4,311.00	135	3,681.00	6-Axle Trucks	23	636.00	35	963.00	
		26	822.50	7-Axle Trucks	-	-	-	-	
17,844	\$ 225,469.00	19,514	\$ 240,726.00	TOTAL TRUCKS	4,146	\$ 51,788.50	4,124	\$ 52,871.00	
454,481	\$ 981,128.89	418,637	\$ 885,237.25	TOTAL TOLL VEHICLES	94,165	\$ 197,326.00	107,518	\$ 235,700.00	
2,990	\$ 6,454.80	2,772	\$ 5,862.50	DAILY AVERAGE	3,038	\$ 6,365.35	3,468	\$ 7,603.23	
Rate Change						Rate Change			
Traffic (toll)						Traffic (toll)			
Autos						Autos			
Trucks						Trucks			
Revenue						Revenue			
Autos						Autos			
Trucks						Trucks			



Delaware River Joint Toll Bridge Commission

Toll Supported Bridge - Westbound Traffic Counts

May 2025

Bridge	Westbound Volume					
	May 2025	May 2024	% Change	YTD 2025	YTD 2024	% Change
Lower Trenton	466,961	491,749	-5.0%	2,184,151	2,291,717	-4.7%
Calhoun Street ¹	337,118	320,692	5.1%	1,556,100	1,476,775	5.4%
Washington Crossing	144,590	141,905	1.9%	635,176	621,079	2.3%
New Hope-Lambertville ²	154,091	192,304	-19.9%	646,106	891,630	-27.5%
Centre Bridge- Stockton	101,452	83,851	21.0%	425,537	358,459	18.7%
Uhlerstown-Frenchtown ³	-	71,852	-100.0%	101,445	416,066	-75.6%
Upper Black Eddy-Milford ^{3,4}	85,137	52,257	62.9%	335,023	221,834	51.0%
Riegelsville	56,622	54,770	3.4%	236,371	230,812	2.4%
Northampton Street	391,284	392,158	-0.2%	1,872,276	1,844,137	1.5%
Riverton-Belvidere	79,686	55,761	42.9%	351,472	277,548	26.6%
Total	1,816,941	1,857,299	-2.2%	8,343,657	8,630,058	-3.3%

NOTES:

1. In 2024, traffic counter was recalibrated several times to get more accurate counts. Construction by NJDOT on US Route 29 in New Jersey had lane closures into December 2024, which may have affected counts. Traffic counts will continue to be monitored monthly.

2. On February 14, 2025, eastbound traffic detour was removed and the bridge was reopened to two-way traffic. Several days of flagging of alternating traffic continued to occur under Contract No. TS-694A NH-L TSB Rehabilitation through May 2025. During Contract No. TS-694A NH-L TSB Rehabilitation, traffic counter was reconfigured to count WB traffic only in October 2024. Traffic counter was reconfigured for two-way traffic on Monday, March 3, 2025. Previous year's traffic was mostly estimated due to a number of factors, including construction and/or construction staging on the bridge approach, eastbound closure during construction, and numerous attempts at reconfiguring and, ultimately, relocation of the traffic counter to the PA side. Counts will continue to be monitored.

3. On February 20, 2025, westbound (PA bound) traffic detoured under Contract No. TS-642A U-F TSB Rehabilitation. Detour expected to remain in place until November 2025. Westbound traffic is detoured over the Upper Black Eddy-Milford TSB. Traffic counter was reconfigured to one-way eastbound (NJ bound) counts on Monday, March 3, 2025. Traffic counter to be relocated to a new pole as part of Contract No. TS-642A U-F TSB Rehabilitation.

4. Total traffic volume appears to be correct. However, based on the geometry on the bridge, the location of the traffic sensor, and the driving habits of motorists, we will continue to monitor the Eastbound/Westbound directional percentage split.

**Due to the narrowness of many of the toll-supported bridges, some vehicles drive over the centerline when there is no oncoming traffic, causing directional misclassification.*

**With the upgrade of the traffic counting sensors in 2023, there have been some significant drops in traffic counts at some locations. Commission Staff has been in communication with the vendor, Signal Service, and is working to adjust and verify the new sensors are reporting as accurate as possible. In doing so, we have identified the previous counters may have been inaccurate at times at some of the locations. This could be caused by a number of factors including being out of calibration, double counting due to microwave reflections and/or driver behavior (i.e. straddling the lane line when no opposing traffic is coming) and also the geometry at those specific sites. Signal Service has been to the sites and verified counts and the newer sensors are within a margin of error of 5-7%. Sites where our counts are 10-15% lower than previous years are believed to be as a result of more accurate counts. Sites with counts greater than 15% differences from last year are being examined, will be visited and recalibrated, or counter hardware will be physically moved to see if we can achieve better results. Once Signal Service and the Commission Staff agree the counts are accurate, they will serve as a new baseline for our traffic counts. Going forward, Signal Service will perform routine recalibrations and documented verification counts quarterly at the sites to assure the Commission that the counters are recording traffic accurately.*



Delaware River Joint Toll Bridge Commission Toll-Supported Bridge Traffic Counts May 2025

Bridge	Eastbound				Westbound				Total Volume	
	May 2025		May 2024		May 2025		May 2024		May 2025	May 2024
	Volume	% of Total	Volume	% of Total	Volume	% of Total	Volume	% of Total		
Lower Trenton	91,039	16.3%	88,657	15.3%	466,961	83.7%	491,749	84.7%	558,000	580,406
Calhoun Street ¹	232,800	40.8%	228,588	41.6%	337,118	59.2%	320,692	58.4%	569,918	549,280
Washington Crossing	68,093	32.0%	81,542	36.5%	144,590	68.0%	141,905	63.5%	212,683	223,447
New Hope-Lambertville ²	135,080	46.7%	-	0.0%	154,091	53.3%	192,304	100.0%	289,171	192,304
Centre Bridge- Stockton	66,859	39.7%	67,668	44.7%	101,452	60.3%	83,851	55.3%	168,311	151,519
Uhlertown-Frenchtown ³	55,526	100.0%	48,043	40.1%	-	0.0%	71,852	59.9%	55,526	119,896
Upper Black Eddy-Milford ^{3,4}	78,791	48.1%	63,683	54.9%	85,137	51.9%	52,257	45.1%	163,928	115,940
Riegelsville	42,204	42.7%	42,389	43.6%	56,622	57.3%	54,770	56.4%	98,826	97,159
Northampton Street	167,727	30.0%	170,380	30.3%	391,284	70.0%	392,158	69.7%	559,011	562,538
Riverton-Belvidere	56,465	41.5%	80,343	59.0%	79,686	58.5%	55,761	41.0%	136,151	136,104
Total	994,584	35.4%	871,293	31.9%	1,816,941	64.6%	1,857,299	68.1%	2,811,525	2,728,593

NOTES:

1. In 2024, traffic counter was recalibrated several times to get more accurate counts. Construction by NJDOT on US Route 29 in New Jersey had lane closures into December 2024, which may have affected counts. Traffic counts will continue to be monitored monthly.

2. On February 14, 2025, eastbound traffic detour was removed and the bridge was reopened to two-way traffic. Several days of flagging of alternating traffic continued to occur under Contract No. TS-694A NH-L TSB Rehabilitation through May 2025. During Contract No. TS-694A NH-L TSB Rehabilitation, traffic counter was reconfigured to count WB traffic only in October 2024. Traffic counter was reconfigured for two-way traffic on Monday, March 3, 2025. Previous year's traffic was mostly estimated due to a number of factors, including construction and/or construction staging on the bridge approach, eastbound closure during construction, and numerous attempts at reconfiguring and, ultimately, relocation of the traffic counter to the PA side. Counts will continue to be monitored.

3. On February 20, 2025, westbound (PA bound) traffic detoured under Contract No. TS-642A U-F TSB Rehabilitation. Detour expected to remain in place until November 2025. Westbound traffic is detoured over the Upper Black Eddy-Milford TSB. Traffic counter was reconfigured to one-way eastbound (NJ bound) counts on Monday, March 3, 2025. Traffic counter to be relocated to a new pole as part of Contract No. TS-642A U-F TSB Rehabilitation.

4. Total traffic volume appears to be correct. However, based on the geometry on the bridge, the location of the traffic sensor, and the driving habits of motorists, we will continue to monitor the Eastbound/Westbound directional percentage split.

**Due to the narrowness of many of the toll-supported bridges, some vehicles drive over the centerline when there is no oncoming traffic, causing directional misclassification.*

**With the upgrade of the traffic counting sensors in 2023, there have been some significant drops in traffic counts at some locations. Commission Staff has been in communication with the vendor, Signal Service, and is working to adjust and verify the new sensors are reporting as accurate as possible. In doing so, we have identified the previous counters may have been inaccurate at times at some of the locations. This could be caused by a number of factors including being out of calibration, double counting due to microwave reflections and/or driver behavior (i.e. straddling the lane line when no opposing traffic is coming) and also the geometry at those specific sites. Signal Service has been to the sites and verified counts and the newer sensors are within a margin of error of 5-7%. Sites where our counts are 10-15% lower than previous years are believed to be as a result of more accurate counts. Sites with counts greater than 15% differences from last year are being examined, will be visited and recalibrated, or counter hardware will be physically moved to see if we can achieve better results. Once Signal Service and the Commission Staff agree the counts are accurate, they will serve as a new baseline for our traffic counts. Going forward, Signal Service will perform routine recalibrations and documented verification counts quarterly at the sites to assure the Commission that the counters are recording traffic accurately.*



Delaware River Joint Toll Bridge Commission

Toll Supported Bridge - Two Way Traffic Counts

May 2025

Bridge	Total Volume					
	May 2025	May 2024	% Change	YTD 2025	YTD 2024	% Change
Lower Trenton	558,000	580,406	-3.9%	2,598,106	2,707,007	-4.0%
Calhoun Street ¹	569,918	549,280	3.8%	2,627,394	2,389,223	10.0%
Washington Crossing	212,683	223,447	-4.8%	946,768	964,105	-1.8%
New Hope-Lambertville ²	289,171	192,304	50.4%	1,060,973	1,012,643	4.8%
Centre Bridge- Stockton	168,311	151,519	11.1%	715,455	641,335	11.6%
Uhlerstown-Frenchtown ³	55,526	119,896	-53.7%	329,687	611,287	-46.1%
Upper Black Eddy-Milford ^{3,4}	163,928	115,940	41.4%	649,103	496,161	30.8%
Riegelsville	98,826	97,159	1.7%	423,893	419,381	1.1%
Northampton Street	559,011	562,538	-0.6%	2,677,820	2,655,021	0.9%
Riverton-Belvidere	136,151	136,104	0.0%	603,584	577,568	4.5%
Total	2,811,525	2,728,593	3.0%	12,632,783	12,473,731	1.3%

NOTES:

1. In 2024, traffic counter was recalibrated several times to get more accurate counts. Construction by NJDOT on US Route 29 in New Jersey had lane closures into December 2024, which may have affected counts. Traffic counts will continue to be monitored monthly.

2. On February 14, 2025, eastbound traffic detour was removed and the bridge was reopened to two-way traffic. Several days of flagging of alternating traffic continued to occur under Contract No. TS-694A NH-L TSB Rehabilitation through May 2025. During Contract No. TS-694A NH-L TSB Rehabilitation, traffic counter was reconfigured to count WB traffic only in October 2024. Traffic counter was reconfigured for two-way traffic on Monday, March 3, 2025. Previous year's traffic was mostly estimated due to a number of factors, including construction and/or construction staging on the bridge approach, eastbound closure during construction, and numerous attempts at reconfiguring and, ultimately, relocation of the traffic counter to the PA side. Counts will continue to be monitored.

3. On February 20, 2025, westbound (PA bound) traffic detoured under Contract No. TS-642A U-F TSB Rehabilitation. Detour expected to remain in place until November 2025. Westbound traffic is detoured over the Upper Black Eddy-Milford TSB. Traffic counter was reconfigured to one-way eastbound (NJ bound) counts on Monday, March 3, 2025. Traffic counter to be relocated to a new pole as part of Contract No. TS-642A U-F TSB Rehabilitation.

4. Total traffic volume appears to be correct. However, based on the geometry on the bridge, the location of the traffic sensor, and the driving habits of motorists, we will continue to monitor the Eastbound/Westbound directional percentage split.

**Due to the narrowness of many of the toll-supported bridges, some vehicles drive over the centerline when there is no oncoming traffic, causing directional misclassification.*

**With the upgrade of the traffic counting sensors in 2023, there have been some significant drops in traffic counts at some locations. Commission Staff has been in communication with the vendor, Signal Service, and is working to adjust and verify the new sensors are reporting as accurate as possible. In doing so, we have identified the previous counters may have been inaccurate at times at some of the locations. This could be caused by a number of factors including being out of calibration, double counting due to microwave reflections and/or driver behavior (i.e. straddling the lane line when no opposing traffic is coming) and also the geometry at those specific sites. Signal Service has been to the sites and verified counts and the newer sensors are within a margin of error of 5-7%. Sites where our counts are 10-15% lower than previous years are believed to be as a result of more accurate counts. Sites with counts greater than 15% differences from last year are being examined, will be visited and recalibrated, or counter hardware will be physically moved to see if we can achieve better results. Once Signal Service and the Commission Staff agree the counts are accurate, they will serve as a new baseline for our traffic counts. Going forward, Signal Service will perform routine recalibrations and documented verification counts quarterly at the sites to assure the Commission that the counters are recording traffic accurately.*



Delaware River Joint Toll Bridge Commission

Toll Bridge - Two Way Traffic Counts

May 2025

Bridge	Total Volume (all classes)					
	May 2025	May 2024	% Change	YTD 2025	YTD 2024	% Change
Trenton-Morrisville	1,709,307	1,726,604	-1.0%	7,769,407	7,793,564	-0.3%
Scudder Falls	1,508,549	1,486,531	1.5%	6,866,143	6,738,766	1.9%
New Hope-Lambertville ¹	363,069	449,706	-19.3%	1,723,220	1,938,428	-11.1%
Interstate 78 ²	2,165,634	2,077,406	4.2%	9,491,933	9,260,383	2.5%
Easton - Phillipsburg	1,133,106	1,105,080	2.5%	5,087,854	5,011,743	1.5%
Portland-Columbia ^{3,4}	195,633	248,920	-21.4%	926,698	1,123,931	-17.5%
Delaware Water Gap ^{3,4}	1,423,518	1,699,319	-16.2%	6,685,564	7,619,444	-12.3%
Milford - Montague	204,375	223,245	-8.5%	899,187	952,715	-5.6%
Total	8,703,191	9,016,811	-3.5%	39,450,006	40,438,974	-2.4%

NOTES:

- On January 30, 2024, eastbound traffic detour set in place due to construction under Contract No. TS-694A NH-L TSB Rehabilitation. On February 17, 2025, NH-L TSB eastbound traffic detour was removed and the bridge was reopened to two-way traffic. Several days of flagging of alternating traffic continued to occur under Contract No. TS-694A NH-L TSB Rehabilitation through May 2025.
- Construction for Contract T-766A I-78 NJ Roadway Rehabilitation and Power & Communication Infrastructure Improvements began on April 15, 2024. Substantial completion was reached on February 19, 2025. However, work has continued into May 2025 that included several days of lane closures.
- On December 6, 2022, a portion of Route 611 North of Portland was closed indefinitely after a rockfall occurred in Delaware Water Gap Borough. On November 9, 2024, this portion of Route 611 was re-opened to traffic in a long-term temporary configuration of one lane, alternating via traffic signals. It will remain in this configuration until a permanent solution is decided on in the future.
- Between December 2024 and March 2025, multiple sink holes appeared along the Interstate 80 (I-80) corridor near Wharton, NJ, about 35 miles East of the DWG Toll Bridge. On March 19, 2025, Interstate 80 was shut down in both directions. Effects of this can be seen in this month's traffic counts at Delaware Water Gap and Portland – Columbia Toll Bridges. On Wednesday, May 21, 2025, two lanes on I-80 Eastbound were re-opened to traffic. On Friday, May 30, 2025, two lanes on I-80 Westbound were re-opened to traffic. The left lane in both directions remains closed as median work continues. Re-opening the left lanes, making all lanes open to travel, is expected to be achieved by late June.

DELAWARE RIVER JOINT TOLL BRIDGE COMMISSION

Meeting of June 30th, 2025

STATISTICAL SUMMARY OF EXPENDITURES

There follow reports entitled “**Budget vs Actual**” covering the month of May 2025 relative to Toll Bridges, Toll Supported Bridges and Administration Departments.

Total operating expenses plus encumbrance totaled \$8,777,760 for the month of May. For the 2025 fiscal period, total expenses plus encumbrances amounted to \$37,548,558 which represents 81.96% of 2025 year-to-date operating budget.

There were three payrolls during the month of May, which resulted in higher-than-normal payroll related expenses. This additional payroll was accounted for in the Commission’s year-to-date operating budget.

There were no unusual expenses during the month.

Delaware River Joint Toll Bridge Commission
Budget vs Actual
For the Five Months Ending May 31, 2025

TOTAL COMMISSION

	Annual Budget 2025	YTD Budget 2025	Expended For The Month	Expended Year To Date	Encumbered	Remaining Annual Budget
Regular Employee Salaries	\$27,551,941	11,690,483	\$3,149,745	\$11,417,392	\$0	\$16,134,549
Part-Time Employee Wages	579,342	299,727	0	56,675	0	522,667
Overtime Wages	2,912,290	1,217,112	218,524	825,794	0	2,086,496
Pension Contributions	10,188,616	4,329,032	962,440	3,648,009	0	6,540,607
FICA Contributions	2,458,505	1,044,572	265,579	983,543	0	1,474,962
Regular Employee Healthcare Benefits	14,780,447	6,168,011	1,050,435	4,868,123	0	9,912,324
Life Insurance Benefits	308,512	129,149	23,525	118,662	0	189,850
Unemployment Compensation Benefits	287,000	143,500	(4,394)	47,839	0	239,161
Utility Expense	1,102,639	575,110	85,495	404,872	67,811	629,956
Office Expense	386,286	189,120	31,150	92,784	46,751	246,751
Telecommunication Expense	1,701,309	730,448	160,770	628,670	31,087	1,041,552
Information Technology Expense	1,325,444	855,603	100,799	453,797	212,291	659,357
Professional Development/Meetings	787,169	430,613	44,542	145,927	243,756	397,486
Vehicle Maintenance Expense and Fuel	771,417	553,310	36,333	196,819	260,312	314,285
Operations Maintenance Expense	2,364,974	1,461,860	178,359	499,303	677,488	1,188,183
ESS Operating Maintenance Expense	1,499,400	624,405	62,749	310,583	12,531	1,176,287
Commission Expense	26,448	11,020	2,032	6,154	0	20,294
Toll Collection Expense	13,755	13,315	0	5,605	0	8,150
Uniform Expense	329,606	138,256	12,555	44,856	3,231	281,519
Business Insurance	6,390,459	2,568,962	485,320	2,303,075	0	4,087,384
Licenses & Inspections Expense	26,593	11,080	307	5,722	0	20,871
Advertising	65,958	18,858	222	3,290	0	62,668
Professional Services	4,209,512	1,805,389	68,121	391,777	6,667	3,811,069
State Police Bridge Security	8,058,398	3,357,693	618,686	3,084,294	0	4,974,104
ETC Equip/Traffic Counter Maint	1,500,000	623,968	137,988	522,834	7,506	969,660
General Contingency	500,000	208,340	0	0	0	500,000
ETC Operating Expense	15,879,666	6,616,580	1,266,765	4,912,727	0	10,966,938
Total	\$106,005,685	\$45,815,518	\$8,958,044	\$35,979,127	\$1,569,431	\$68,457,127

Delaware River Joint Toll Bridge Commission
Budget vs Actual
For the Five Months Ending May 31, 2025

ADMINISTRATION*

	Annual Budget 2025	YTD Budget 2025	Expended For The Month	Expended Year To Date	Encumbered	Remaining Annual Budget
OPERATING EXPENSE						
Regular Employee Salaries	\$6,736,631	2,848,859	\$755,182	\$2,834,093	\$0	\$3,902,538
Part-Time Employee Wages	472,000	196,668	0	0	0	472,000
Overtime Wages	10,101	4,209	945	1,865	0	8,236
Pension Contributions	2,158,834	913,360	217,381	809,334	0	1,349,500
FICA Contributions	521,633	220,693	57,934	217,195	0	304,438
Regular Employee Healthcare Benefits	2,854,332	1,191,052	189,778	868,866	0	1,985,465
Life Insurance Benefits	72,521	30,217	5,592	27,880	0	44,642
Unemployment Compensation Benefits	287,000	143,500	(4,394)	47,839	0	239,161
Utility Expense	148,700	70,969	2,629	64,508	0	84,192
Office Expense	262,425	137,053	21,773	70,055	32,767	159,603
Telecommunication Expense	166,319	70,032	17,455	53,212	0	113,107
Information Technology Expense	1,306,000	847,501	100,799	453,797	212,291	639,913
Professional Development/Meetings	641,207	370,713	42,313	134,979	243,756	262,472
Vehicle Maintenance Expense and Fuel	52,334	45,858	4,894	22,140	13,307	16,888
Operations Maintenance Expense	206,750	92,707	23,067	45,762	21,699	139,289
Commission Expense	26,448	11,020	2,032	6,154	0	20,294
Uniform Expense	10,747	4,478	1,646	2,231	0	8,516
Business Insurance	519,404	122,669	24,749	(23,641)	0	543,046
Licenses & Inspections Expense	500	208	0	104	0	396
Advertising	65,958	18,858	222	3,290	0	62,668
Professional Services	1,524,512	686,630	68,121	386,381	6,667	1,131,464
General Contingency	500,000	208,340	0	0	0	500,000
OPERATING EXPENSE SUBTOTAL	\$18,544,359	\$8,235,596	\$1,532,117	\$6,026,045	\$530,486	\$11,987,827
ADM OPS AIIOCATION						
TES Allocation			(169,440)	(630,093)		
ADM OPS AIIOCATION SUBTOTAL			(\$169,440)	(\$630,093)		
			\$0	\$0		
TOTAL EXPENSES			\$1,362,677	\$5,395,952		

* Includes Executive, Human Resources, Accounting, EZPass, Purchasing, Information Technology, Community Affairs, Contract/Compliance, and Training & Employee Safety.

Delaware River Joint Toll Bridge Commission
Budget vs Actual
For the Five Months Ending May 31, 2025

ADMINISTRATION - OPERATIONS*

	Annual Budget 2025	YTD Budget 2025	Expended For The Month	Expended Year To Date	Encumbered	Remaining Annual Budget
OPERATING EXPENSE						
Regular Employee Salaries	\$4,349,098	1,850,234	\$530,364	\$1,824,120	\$0	\$2,524,978
Overtime Wages	348,988	145,667	34,023	111,233	0	237,755
Pension Contributions	1,973,952	836,804	214,723	820,264	0	1,153,688
FICA Contributions	474,120	200,990	51,722	193,541	0	280,579
Regular Employee Healthcare Benefits	2,334,846	974,374	167,512	764,004	0	1,570,842
Life Insurance Benefits	61,040	25,490	4,749	24,121	0	36,919
Utility Expense	118,800	57,051	3,324	5,706	0	113,094
Office Expense	52,924	22,052	3,443	11,080	2,518	39,327
Telecommunication Expense	174,703	78,008	27,029	61,435	0	113,267
Professional Development/Meetings	110,451	45,103	1,885	10,604	0	99,847
Vehicle Maintenance Expense and Fuel	125,000	87,084	5,492	27,427	70,220	27,354
Operations Maintenance Expense	463,395	392,632	10,266	92,408	292,148	78,839
ESS Operating Maintenance Expense	1,499,400	624,405	62,749	310,583	12,531	1,176,287
Uniform Expense	62,630	27,015	3,482	7,508	0	55,122
Business Insurance	343,071	142,947	26,311	135,963	0	207,108
Licenses & Inspections Expense	3,015	1,256	0	625	0	2,390
Professional Services	2,685,000	1,118,759	0	5,396	0	2,679,605
OPERATING EXPENSE SUBTOTAL	\$15,180,433	\$6,629,871	\$1,147,074	\$4,406,018	\$377,417	\$10,396,998
ADM OPS ALLOCATION						
TES Allocation			29,483	109,638		
Toll Operation Allocation			(93,263)	(387,391)		
Bridge Maint Allocation			(313,711)	(1,303,989)		
PSBS Allocation			(560,281)	(2,216,954)		
ADM OPS ALLOCATION SUBTOTAL			(\$937,773)	(\$3,798,696)		
TOTAL EXPENSES			\$209,302	\$607,322		

* Includes Engineering, Maintenance/Toll Operation, Southern Region Maintenance Center, Public Safety and Bridge Security.

Delaware River Joint Toll Bridge Commission
Budget vs Actual
For the Five Months Ending May 31, 2025

SOUTHERN REGION TOLL BRIDGE

	Annual Budget 2025	YTD Budget 2025	Expended For The Month	Expended Year To Date	Encumbered	Remaining Annual Budget
OPERATING EXPENSE						
Regular Employee Salaries	\$3,425,617	1,457,191	\$402,533	\$1,411,946	\$0	\$2,013,670
Part-Time Employee Wages	30,000	30,000	0	20,946	0	9,054
Overtime Wages	606,912	253,728	34,974	148,752	0	458,160
Pension Contributions	1,283,898	547,575	124,470	447,077	0	836,821
FICA Contributions	310,672	132,492	33,255	120,164	0	190,508
Regular Employee Healthcare Benefits	1,881,896	785,346	136,003	644,360	0	1,237,536
Life Insurance Benefits	37,384	15,721	2,738	14,044	0	23,340
Utility Expense	287,505	154,941	23,817	114,240	11,189	162,077
Office Expense	25,305	10,544	3,543	5,088	5,955	14,262
Telecommunication Expense	221,119	97,518	19,032	81,531	0	139,589
Information Technology Expense	8,679	3,616	0	0	0	8,679
Professional Development/Meetings	6,993	2,914	82	82	0	6,910
Vehicle Maintenance Expense and Fuel	242,458	167,972	(4,162)	26,784	63,518	152,156
Operations Maintenance Expense	425,511	214,098	6,447	58,670	71,930	294,910
Toll Collection Expense	4,279	4,175	0	1,662	0	2,617
Uniform Expense	82,555	34,398	839	13,894	3,216	65,445
Business Insurance	2,213,818	922,432	173,169	871,646	0	1,342,172
Licenses & Inspections Expense	5,015	2,090	64	920	0	4,095
State Police Bridge Security	2,485,813	1,035,764	190,865	951,505	0	1,534,308
ETC Equipment/Traffic Counter Maint	523,333	217,885	71,933	190,474	1,251	331,608
ETC Operating Expense	6,314,931	2,631,242	503,608	1,953,902	0	4,361,028
OPERATING EXPENSE SUBTOTAL	\$20,423,692	\$8,721,639	\$1,723,210	\$7,077,688	\$157,059	\$13,188,946
ADM OPS ALLOCATION						
TES Allocation			39,694	147,610		
Toll Operation Allocation			34,647	143,916		
Bridge Maint Allocation			160,631	691,077		
PSBS Allocation			162,903	643,853		
ADM OPS ALLOCATION SUBTOTAL			\$397,876	\$1,626,456		
TOTAL EXPENSES			\$2,121,086	\$8,704,144		

Delaware River Joint Toll Bridge Commission
Budget vs Actual
For the Five Months Ending May 31, 2025

CENTRAL REGION TOLL BRIDGE

	Annual Budget 2025	YTD Budget 2025	Expended For The Month	Expended Year To Date	Encumbered	Remaining Annual Budget
OPERATING EXPENSE						
Regular Employee Salaries	\$3,374,610	1,434,451	\$394,242	\$1,377,971	\$0	\$1,996,639
Part-Time Employee Wages	30,000	30,000	0	20,553	0	9,447
Overtime Wages	331,767	139,552	29,366	115,687	0	216,080
Pension Contributions	1,179,763	503,889	113,642	431,094	0	748,669
FICA Contributions	285,660	121,999	32,317	115,349	0	170,311
Regular Employee Healthcare Benefits	1,821,254	760,028	130,708	625,732	0	1,195,521
Life Insurance Benefits	35,356	14,884	2,747	13,719	0	21,637
Utility Expense	277,746	150,759	27,543	115,439	43,011	119,297
Office Expense	12,178	5,532	1,091	3,320	2,829	6,029
Telecommunication Expense	478,370	203,640	41,028	182,223	31,087	265,060
Information Technology Expense	4,503	1,876	0	0	0	4,503
Professional Development/Meetings	14,498	6,041	261	261	0	14,236
Vehicle Maintenance Expense and Fuel	176,882	134,838	12,286	63,272	64,854	48,756
Operations Maintenance Expense	576,277	369,406	123,250	130,492	193,329	252,456
Toll Collection Expense	6,981	6,817	0	2,937	0	4,043
Uniform Expense	57,627	24,011	1,737	10,604	15	47,008
Business Insurance	1,254,985	522,915	98,381	499,921	0	755,064
Licenses & Inspections Expense	4,247	1,770	0	1,649	0	2,598
State Police Bridge Security	2,185,638	910,690	167,788	836,460	0	1,349,178
ETC Equipment/Traffic Counter Maint	442,222	184,146	30,276	151,657	834	289,731
ETC Operating Expense	5,322,980	2,217,926	423,323	1,653,088	0	3,669,892
OPERATING EXPENSE SUBTOTAL	\$17,873,541	\$7,745,169	\$1,629,986	\$6,351,428	\$335,958	\$11,186,155
ADM OPS AIIOICATION						
TES Allocation			34,660	128,891		
Toll Operation Allocation			30,254	125,670		
Bridge Maint Allocation			35,566	134,165		
PSBS Allocation			123,575	491,635		
ADM OPS AIIOICATION SUBTOTAL			\$224,056	\$880,361		
TOTAL EXPENSES			\$1,854,042	\$7,231,788		

Delaware River Joint Toll Bridge Commission
Budget vs Actual
For the Five Months Ending May 31, 2025

NORTHERN REGION TOLL BRIDGE

	Annual Budget 2025	YTD Budget 2025	Expended For The Month	Expended Year To Date	Encumbered	Remaining Annual Budget
OPERATING EXPENSE						
Regular Employee Salaries	\$3,720,105	1,590,938	\$404,125	\$1,531,090	\$0	\$2,189,015
Part-Time Employee Wages	40,000	40,000	0	15,176	0	24,824
Overtime Wages	462,515	193,904	25,938	138,677	0	323,838
Pension Contributions	1,331,516	570,275	126,476	495,132	0	836,384
FICA Contributions	322,875	138,268	32,748	128,286	0	194,589
Regular Employee Healthcare Benefits	2,079,641	867,864	150,319	708,320	0	1,371,320
Life Insurance Benefits	39,425	16,652	2,977	14,767	0	24,658
Utility Expense	172,769	100,203	21,643	71,241	13,612	87,915
Office Expense	11,718	4,883	1,299	3,241	2,682	5,795
Telecommunication Expense	386,067	165,518	34,761	145,051	0	241,015
Information Technology Expense	6,262	2,609	0	0	0	6,262
Professional Development/Meetings	8,747	3,645	0	0	0	8,747
Vehicle Maintenance Expense and Fuel	159,167	110,061	17,508	58,280	48,413	52,473
Operations Maintenance Expense	538,954	318,122	18,706	149,083	82,647	307,224
Toll Collection Expense	2,495	2,323	0	1,006	0	1,489
Uniform Expense	66,069	27,529	2,539	4,804	0	61,264
Business Insurance	1,158,115	482,552	91,218	461,563	0	696,552
Licenses & Inspections Expense	4,420	1,842	137	1,594	0	2,826
State Police Bridge Security	1,497,868	624,117	115,014	573,370	0	924,498
ETC Equipment/Traffic Counter Maint	523,333	217,885	35,779	179,312	1,251	342,770
ETC Operating Expense	4,241,755	1,767,412	339,834	1,305,737	0	2,936,018
OPERATING EXPENSE SUBTOTAL	\$16,773,818	\$7,246,601	\$1,421,018	\$5,985,733	\$148,605	\$10,639,479
ADM OPS ALLOCATION						
TES Allocation			32,462	120,716		
Toll Operation Allocation			28,361	117,806		
Bridge Maint Allocation			33,423	126,081		
PSBS Allocation			115,880	461,020		
ADM OPS ALLOCATION SUBTOTAL			\$210,126	\$825,623		
TOTAL EXPENSES			\$1,631,144	\$6,811,355		

Delaware River Joint Toll Bridge Commission
Budget vs Actual
For the Five Months Ending May 31, 2025

SOUTHERN DIVISION TOLL SUPPORTED BRIDGES

	Annual Budget 2025	YTD Budget 2025	Expended For The Month	Expended Year To Date	Encumbered	Remaining Annual Budget
OPERATING EXPENSE						
Regular Employee Salaries	\$2,765,453	1,165,856	\$277,809	\$1,107,331	\$0	\$1,658,122
Part-Time Employee Wages	3,671	1,530	0	0	0	3,671
Overtime Wages	552,172	230,074	38,778	146,999	0	405,173
Pension Contributions	1,056,664	447,053	71,618	283,692	0	772,972
FICA Contributions	254,079	107,496	24,111	95,388	0	158,692
Regular Employee Healthcare Benefits	1,875,532	782,694	137,240	623,703	0	1,251,829
Life Insurance Benefits	29,178	12,158	2,157	11,159	0	18,019
Utility Expense	56,857	25,173	3,695	19,425	0	37,433
Office Expense	11,500	4,792	0	0	0	11,500
Telecommunication Expense	72,949	30,746	4,372	26,659	0	46,290
Professional Development/Meetings	3,025	1,261	0	0	0	3,025
Vehicle Maintenance Expense and Fuel	8,384	4,502	315	(1,083)	0	9,468
Operations Maintenance Expense	88,298	39,108	(2,310)	14,364	6,145	67,789
Uniform Expense	25,072	10,447	1,360	2,500	0	22,573
Business Insurance	537,056	223,775	42,527	212,718	0	324,338
Licenses & Inspections Expense	5,370	2,238	64	277	0	5,093
State Police Bridge Security	1,149,840	479,104	88,225	439,820	0	710,020
ETC Equipment/Traffic Counter Maint	5,556	2,027	0	695	2,085	2,776
OPERATING EXPENSE SUBTOTAL	\$8,500,656	\$3,570,030	\$689,961	\$2,983,646	\$8,230	\$5,508,780
ADM OPS AIIOCATION						
TES Allocation			16,519	61,428		
Bridge Maint Allocation			66,919	287,890		
PSBS Allocation			78,490	308,374		
ADM OPS AIIOCATION SUBTOTAL			\$161,928	\$657,691		
TOTAL EXPENSES			\$851,889	\$3,641,337		

Delaware River Joint Toll Bridge Commission
Budget vs Actual
For the Five Months Ending May 31, 2025

NORTHERN DIVISION TOLL SUPPORTED BRIDGES

	Annual Budget 2025	YTD Budget 2025	Expended For The Month	Expended Year To Date	Encumbered	Remaining Annual Budget
OPERATING EXPENSE						
Regular Employee Salaries	\$3,121,027	1,317,824	\$385,490	\$1,330,840	\$0	\$1,790,187
Part-Time Employee Wages	3,671	1,530	0	0	0	3,671
Overtime Wages	599,836	249,979	54,499	162,582	0	437,254
Pension Contributions	1,185,070	502,072	94,130	361,416	0	823,654
FICA Contributions	284,921	120,711	33,493	113,620	0	171,301
Regular Employee Healthcare Benefits	1,913,808	798,667	138,875	633,137	0	1,280,671
Life Insurance Benefits	32,990	13,770	2,565	12,973	0	20,017
Utility Expense	40,263	16,014	2,845	14,314	0	25,949
Office Expense	10,235	4,265	0	0	0	10,235
Telecommunication Expense	201,782	84,987	17,093	78,559	0	123,223
Professional Development/Meetings	2,247	937	0	0	0	2,247
Vehicle Maintenance Expense and Fuel	7,191	2,997	0	0	0	7,191
Operations Maintenance Expense	65,789	35,788	(1,067)	8,523	9,591	47,676
Uniform Expense	24,906	10,378	951	3,315	0	21,590
Business Insurance	364,010	151,672	28,965	144,905	0	219,105
Licenses & Inspections Expense	4,025	1,677	42	553	0	3,472
State Police Bridge Security	739,239	308,019	56,795	283,138	0	456,101
ETC Equipment/Traffic Counter Maint	5,556	2,027	0	695	2,085	2,776
OPERATING EXPENSE SUBTOTAL	\$8,606,567	\$3,623,311	\$814,678	\$3,148,568	\$11,676	\$5,446,323
ADM OPS ALLOCATION						
TES Allocation			16,621	61,810		
Bridge Maint Allocation			17,172	64,777		
PSBS Allocation			79,432	312,073		
ADM OPS ALLOCATION SUBTOTAL			\$113,225	\$438,659		
TOTAL EXPENSES			\$927,904	\$3,587,227		

DELAWARE RIVER JOINT TOLL BRIDGE COMMISSION SYSTEM
STATEMENT OF REVENUE AND EXPENSES FOR THE FIVE MONTHS ENDED MAY 31, 2025

	Southern Toll Bridges	Central Toll Bridges	Northern Toll Bridges	Toll Bridges Subtotal	Southern Region TSB	Northern Region TSB	TSB Subtotal	Administration Operation	Administration Administrative	ADM Subtotal	TOTAL 2025	TOTAL 2024
TOLL REVENUE												
Net Toll Revenue	19,686,441	38,988,364	18,610,127	77,284,933	-	-	-	-	-	-	77,284,933	79,508,297
EZPass Fee	316,525	645,557	345,989	1,308,071	-	-	-	-	-	-	1,308,071	1,382,447
Net Violation Fee Income	699,908	199,627	475,175	1,374,711	-	-	-	-	-	-	1,374,711	3,669,252
REVENUE FROM TOLL	\$ 20,702,874	\$ 39,833,548	\$ 19,431,292	\$ 79,967,714	\$ -	\$ -	\$ -	\$ -	\$ -	\$ -	\$ 79,967,714	\$ 84,559,995
OPERATING EXPENSE												
Regular Employee Salaries	1,411,946	1,377,971	1,531,090	4,321,008	1,107,331	1,330,840	2,438,171	1,824,120	2,834,093	4,658,213	11,417,392	11,374,284
Part-Time Employee Wages	20,946	20,553	15,176	56,675	-	-	-	-	-	-	56,675	429,538
Summer Employee Wages	-	-	-	-	-	-	-	-	-	-	-	-
Overtime Wages	148,752	115,687	138,677	403,116	146,999	162,582	309,581	111,233	1,865	113,098	825,794	55,892
Pension Contributions	447,077	431,094	495,132	1,373,303	283,692	361,416	645,107	820,264	809,334	1,629,598	3,648,009	3,665,916
FICA Contributions	120,164	115,349	128,286	363,800	95,388	113,620	209,007	193,541	217,195	410,736	983,543	950,566
Regular Employee Healthcare Benefits	644,360	625,732	708,320	1,978,413	623,703	633,137	1,256,840	764,004	868,866	1,632,870	4,868,123	4,927,090
Life Insurance Benefits	14,044	13,719	14,767	42,530	11,159	12,973	24,132	24,121	27,880	52,001	118,662	118,605
Unemployment Compensation Benefits	-	-	-	-	-	-	-	-	47,839	47,839	47,839	8,022
Utility Expense	114,240	115,439	71,241	300,919	19,425	14,314	33,738	5,706	64,508	70,215	404,872	345,433
Office Expense	5,088	3,320	3,241	11,649	-	-	-	11,080	70,055	81,135	92,784	116,953
Telecommunication Expense	81,531	182,223	145,051	408,805	26,659	78,559	105,218	61,435	53,212	114,647	628,670	564,789
Information Technology Expense	-	-	-	-	-	-	-	-	453,797	453,797	453,797	397,679
Professional Development/Meetings	82	261	-	344	-	-	-	10,604	134,979	145,583	145,927	87,278
Vehicle Maintenance Expense and Fuel	26,784	63,272	58,280	148,336	(1,083)	-	(1,083)	27,427	22,140	49,566	196,819	224,793
Operations Maintenance Expense	58,670	130,492	149,083	338,246	14,364	8,523	22,886	92,408	45,762	138,171	499,303	494,118
ESS Operating Maintenance Expense	-	-	-	-	-	-	-	310,583	-	310,583	310,583	352,745
Commission Expense	-	-	-	-	-	-	-	-	6,154	6,154	6,154	7,280
Toll Collection Expense	1,662	2,937	1,006	5,605	-	-	-	-	-	-	5,605	31,018
Uniform Expense	13,894	10,604	4,804	29,302	2,500	3,315	5,815	7,508	2,231	9,739	44,856	46,076
Business Insurance	871,646	499,921	461,563	1,833,130	212,718	144,905	357,623	135,963	(23,641)	112,322	2,303,075	2,372,084
Licenses & Inspections Expense	920	1,649	1,594	4,163	277	553	830	625	104	729	5,722	5,896
Advertising	-	-	-	-	-	-	-	-	3,290	3,290	3,290	6,460
Professional Services	-	-	-	-	-	-	-	5,396	386,381	391,777	391,777	433,131
State Police Bridge Security	951,505	836,460	573,370	2,361,335	439,820	283,138	722,958	-	-	-	3,084,294	2,976,362
ETC Equip/Traffic Counter Maint	190,474	151,657	179,312	521,444	695	695	1,390	-	-	-	522,834	506,659
General Contingency	-	-	-	-	-	-	-	-	-	-	-	-
ETC Operating Expense	1,953,902	1,653,088	1,305,737	4,912,727	-	-	-	-	-	-	4,912,727	4,004,927
TOTAL OP., MAINT., & ADM	\$ 7,077,688	\$ 6,351,428	\$ 5,985,733	\$ 19,414,849	\$ 2,983,646	\$ 3,148,568	\$ 6,132,215	\$ 4,406,018	\$ 6,026,045	\$ 10,432,063	\$ 35,979,127	\$ 34,503,593
ADM OPS ALLOCATION												
TES Allocation	147,610	128,891	120,716	397,217	61,428	61,810	123,238	109,638	(630,093)	(520,455)	-	-
Toll Ops Allocation	143,916	125,670	117,806	387,391	-	-	-	(387,391)	-	(387,391)	-	-
Bridge Maint Allocation	691,077	134,165	126,081	951,323	287,890	64,777	352,666	(1,303,989)	-	(1,303,989)	-	-
Maint/Toll Allocation	-	-	-	-	-	-	-	-	-	-	-	-
PSBS Allocation	643,853	491,635	461,020	1,596,508	308,374	312,073	620,446	(2,216,954)	-	(2,216,954)	-	-
TOTAL ADM OPS ALLOCATION	\$ 1,626,456	\$ 880,361	\$ 825,623	\$ 3,332,439	\$ 657,691	\$ 438,659	\$ 1,096,350	\$ (3,798,696)	\$ (630,093)	\$ (4,428,789)	\$ -	\$ -
OTHER OPERATING INC/EXP												
Other Operating Income	-	2,287	-	2,287	-	-	-	-	270,379	270,379	272,666	241,596
TOTAL OTHER OP INC	\$ -	\$ 2,287	\$ -	\$ 2,287	\$ -	\$ -	\$ -	\$ -	\$ 270,379	\$ 270,379	\$ 272,666	\$ 241,596
NET OPERATING INC	\$ 11,998,730	\$ 32,604,047	\$ 12,619,937	\$ 57,222,713	\$ (3,641,337)	\$ (3,587,227)	\$ (7,228,565)	\$ (607,322)	\$ (5,125,574)	\$ (5,732,896)	\$ 44,261,253	\$ 50,297,999
NON-OPERATING REV/EXP												
Interest Revenue & Unrealized Gain/Loss											6,291,779	5,449,141
Other Non-Operating Revenue											11,351	-
Interest Expense											(10,651,431)	(10,865,011)
Depreciation Expense											(6,045,801)	(6,192,615)
TOTAL NON-OPS REV/EXP											\$ (10,394,102)	\$ (11,608,484)
CHANGE IN NET ASSETS											\$ 33,867,151	\$ 38,689,515

DELAWARE RIVER JOINT TOLL BRIDGE COMMISSION

Meeting of June 30, 2025

ADMINISTRATION

The following Pages reflect the reports on those items assigned to the Administration Department. Each item is reported separately and page numbered accordingly.

DELAWARE RIVER JOINT TOLL BRIDGE COMMISSION

Meeting June 30, 2025

PURCHASING REPORT INDEX

MONTH OF MAY 2025

SUBJECT	DESCRIPTION	PAGE NUMBER
Purchasing	Monthly Purchasing Report covering the month of May 2025	1-4

DELAWARE RIVER JOINT TOLL BRIDGE COMMISSION

Meeting of June 30, 2025

MONTHLY PURCHASING REPORT

Month of May 2025

This report itemizes all orders for purchases made for the month of May 2025, showing the divisions chargeable for the expense and the source of authority for issuance of the Purchase Order. This authority is broken into three categories:

- (1) By authority of the Commission
- (2) By authority of the Executive Director or his designate
- (3) By authority of the Director

The purchasing activities for the month of May 2025, culminated in the preparation and placement of 50 purchase orders in the total amount of \$878,300.67. For one (1) of these purchases, three (3) price inquiries were sent out for an average of three (3) inquiries per order ($3/1=3.0$).

Significant procurements are shown below:

- One (1) Purchase Order was issued, in the total amount of \$282,251.00 to upgrade NVMS switches to 48 port;
- One (1) Purchase Order was issued, in the total amount of \$202,322.94 for radio speakers and mobile service extenders for TM Ops Building;
- One (1) Purchase Order was issued, in the total amount of \$130,614.22 for radio speakers and mobile service extenders for TM garage;
- One (1) Purchase Order was issued, in the total amount of \$28,305.00 for five (5) camera upgrades at DWG;
- One (1) Purchase Order was issued, in the total amount of \$27,300.00 for guiderail and attenuator repairs/replacements at EP.

In addition to the practices employed incidental to purchase of materials, etc., from vendors on a direct basis, the Commission also purchases via direct utilization of the purchasing processes of the State of New Jersey, the Commonwealth of Pennsylvania and other joint purchasing arrangements.

**DELAWARE RIVER JOINT TOLL BRIDGE COMMISSION
REPORT OF PURCHASING ACTIVITIES**

May 2025

PO Number	Vendor Name	General Description	Req Dept	Contract/Resolution/ Comment	** BY AUTHORITY OF **		
					Commission	Director of Purchasing	Director
20250317	BOYKO PETROLEUM SERVICE INC.	I-78 INSPECTION FOR GAS PUMPS/UNDERGROUND TANKS	I78			1,225.58	
20250318	ACS SERVICES LLC	VENTILATION EXHAUSE REPAIR	NHL			520.00	
20250319	SIGNAL SERVICE INC	Control ID Access Controller	ESS	COSTARS 18		3,324.00	
20250320	SKD TRYON'S INC	ENGINEERING FORD EDGE UPFIT	ENG			1,607.60	
20250321	SKD TRYON'S INC	ENGINEERING CHEVY TRAVERSE UPFIT	ENG			13,000.13	
20250322	CALHOUN ASSOCIATES, INC.	PLEATED AIR FILTERS-CALHOUN ASSOCIATES, INC	SRMC	COSTARS 8		774.77	
20250323	GREEN POWER	JANITORIAL - LANE DEGREASER	DWG			800.00	
20250324	TRAIN'S TOWER, INC.	TMOPS RADIO SPEAKERS & MOBILE SERVICE EXTENDERS	ENG	R5072-12-24	202,322.94		
	CAPITAL RESERVE						
20250325	TRAIN'S TOWER, INC.	TMVSB RADIO SPEAKERS & MOBILE SERVICE EXTENDERS	ENG	R5072-12-24	130,614.22		
	CAPITAL RESERVE						
20250326	GRAINGER	Harnesses/Lanyards/Hard Hats	TES	OMNIA 16154		1,320.40	
20250327	GRAINGER	Safety Shoe Program	TES			7,961.43	
20250328	Y-PERS	SRMC RAGS Y-PERS	SRMC			764.50	
20250329	NIELSEN FORD	MM- PARTS- 2018 F-250 Repair-INVOICE ATTACHED	MM			2,357.24	
20250330	ACS SERVICES LLC	DRJTBC/AB@SF - CHILLER REPAIRS: 4/17 & 4/22-ACS	AB SF			2,630.00	
20250331	PACE ANALYTICAL SERVICES	WATER TREATMENT SERVICES-PACE ANALYTICAL	NHL			150.00	
20250332	NALCO COMPANY LLC	YEARLY SERVICE CONTRACTS-NALCO WATER TREATMENT-NHL	NHL			3,219.00	
20250333	ACS SERVICES LLC	DRJTBC/AB@SF - HVAC PM Maint. Contract Billing	AB SF			16,450.00	
20250334	SIGNAL SERVICE INC	ESS Analog CAMERA UPGRADE- DWG Maint. (5) CAMERAS	ESS	COSTARS 18	28,305.00		

**DELAWARE RIVER JOINT TOLL BRIDGE COMMISSION
REPORT OF PURCHASING ACTIVITIES**

May 2025

PO Number	Vendor Name	General Description	Req Dept	Contract/Resolution/ Comment	Commission	Director of Purchasing	Director
CAPITAL RESERVE							
20250335	SIGNAL SERVICE INC	ESS-UPGRADE NVMS SWITCHES TO 48 PORT	ESS	COSTARS 040-044	282,251.00		
CAPITAL RESERVE							
20250336	SIGNAL SERVICE INC	ESS CAMERA UPGRADE- I78 (5) CAMERAS	ESS	COSTARS 18	4,445.00		
CAPITAL RESERVE							
20250337	EASTERN TIME, INC.	EP FIRE ALARM REPAIR	EP			825.00	
20250338	HOFFMAN SERVICES, INC.	HOFFMAN-LIFT INSPECTION -SRMC	SRMC			1,400.00	
20250339	CENTURY PEST CONTROL	CENTURY PEST CONTROL-SOUTHERN REG.	TM			5,055.00	
20250340	ACS SERVICES LLC	I78 HVAC REPAIRS-CRAC UNIT	I78			10,540.00	
20250341	ACS SERVICES LLC	I-78 HVAC REPAIR MATERIALS	I78			1,950.00	
20250342	PERFORMANCE TIRE CO.	78 & EP- 3 SETS TIRES FOR PATROL VEHICLES- PARTS	I78			2,120.00	
20250343	TIGERTOUGH	EP-(V&E# 2022-220-R-02-2025) SEAT COVERS F350 BOOM	EP		407.02		
CAPITAL RESERVE							
20250344	NALCO COMPANY LLC	WATER TREATMENT SERVICE-PACE ANALYTICAL	NHL			297.50	
20250345	ACS SERVICES LLC	WATER TREATMENT (EP)	EP			2,178.00	
20250346	SIGNS & SAFETY DEVICES, LLC	NHL-V&E#2025-120-N-04-2025 CONES FOR TMA CONE VEH.	NHL		5,625.00		
CAPITAL RESERVE							
20250347	NJ DEPARTMENT OF TREASURY	STORMWATER DISCHARGE FEE 2025	MULTI			2,450.00	
20250348	OFFICE BASICS	JANITORIAL SUPPLIES / NHL	NHL	PA COSTARS-005-135		2,599.32	
20250349	SHERWIN WILLIAMS STROUDSBURG	PAINT SUPPLIES (DWG)	DWG			2,417.65	
20250350	ELITE VEHICLE SOLUTIONS	SRMC- V&E# 2025-135-N-05-2025 FORD TMA UPFIT	SRMC		4,697.24		
CAPITAL RESERVE							

**DELAWARE RIVER JOINT TOLL BRIDGE COMMISSION
REPORT OF PURCHASING ACTIVITIES**

May 2025

PO Number	Vendor Name	General Description	Req Dept	Contract/Resolution/ Comment	** BY AUTHORITY OF **		
					Commission	Director of Purchasing	Director
20250351	ACS SERVICES LLC	HVAC SERVICE. / NHLT PM MAINTENANCE	NHL			3,975.00	
20250352	STARR UNIFORM	UNDER ARMOUR T SHIRTS	SDTS	COSTARS 12		435.50	
20250353	STARR UNIFORM	PATCH BADGES-GOLD SUPERVISOR	MULTI	COSTARS 12		375.00	
20250354	J. FLETCHER CREAMER & SONS , INC	GUIDE RAIL & ATTENUATOR RPLCMNT SRVC (E-P)	EP	TTS-783A		27,300.00	
20250355	SYMPRO	TREASURY MGT. SOFTWARE RENEWAL	IT			22,355.11	
20250356	GRAINGER	Harness Safety Equipment/Emergency Guidebooks	TES			4,058.40	
20250357	SANS INSTITUTE	EDUCATIONAL AND TRAINING SERVICES	TES			17,589.00	
20250358	GRAINGER	GRAINGER-AUTOMATIC FLUSH VALVE-SFADM	AB SF	OMNIA 16154		650.72	
20250359	SUPER HEAT INC	GAS BURNER REPAIR (LEAKING)	DWG			176.32	
20250360	DELL MARKETING LP CAPITAL RESERVE	ESS WORKSTATIONS-UF, NST-PA, I78	ESS	Resolution R4853-12-23	19,159.47		
20250361	MOTOROLA INC. CAPITAL RESERVE	ESS- RADIO PARTS	ESS	NJT-0109	14,315.76		
20250362	NORTHEASTERN HARDWOOD FLOORS CAPITAL RESERVE	CARPET AND INSTALL FOR NHL TRAINING RM	NHL		14,125.00		
20250363	ATIS ELEVATOR INSPECTIONS,LLC CAPITAL RESERVE	T-519A TM SO. OPS ELEVATOR ACCEPTANCE TESTING	ENG	R5072-12-24	800.00		
20250364	FALLPROOF SYSTEMS	EDUCATIONAL AND TRAINING SERVICES	TES			2,500.00	
20250365	JTECHUSA	LANE BLADE REPAIR	MULTI			3,225.85	
20250366	KELLEY BROS, LLC	ESS: SECURITY -SARGENT PADLOCKS	ESS	COSTARS 8		655.00	
Purchase Order Count: 50				AUTHORITY TOTALS:	\$707,067.65	\$171,233.02	\$0.00
				GRAND TOTAL:	\$878,300.67		

Delaware River Joint Toll Bridge Commission
Meeting of June 30, 2025

**E-ZPASS/CUSTOMER SERVICE REPORT
MAY 2025**

SUBJECT	DESCRIPTION	PAGE NUMBER
E-ZPass/Customer Service Operations Report	E-ZPass/Customer Service May	1-3

Delaware River Joint Toll Bridge Commission
Meeting of June 30, 2025

**E-ZPASS/CUSTOMER SERVICE REPORT
MAY 2025**

E-ZPass Account and Transponder Information as reported by Conduent State and Local
Solutions, Inc. (CSC/VPC Provider)

Total Number of Migrated DRJTBC and NJ CSC E-ZPass Accounts

Migrated Business Accounts	Migrated Private Accounts	Total Number of Migrated Accounts	Total Number of NJ CSC Active Accounts
1,654	77,339	78,993	4,125,456

Total Number of Migrated DRJTBC (029) Transponders and NJ CSC E-ZPass Transponders

Migrated Business Account Transponders	Migrated Private Account Transponders	Total Number of Migrated Transponders	Total Number of NJ CSC Active Transponders
9,228	131,323	140,551	6,554,957

Delaware River Joint Toll Bridge Commission
Meeting of June 30, 2025

**E-ZPASS/CUSTOMER SERVICE REPORT
MAY 2025**

Customer Service Report:

CSRs perform service with quick responses to:

- Emails
- Phone Calls
- Service Requests
- Commission E-ZPass Issues

Total Calls	Average Duration	Average Wait Time
557	3:76	00:00

Web Inquiries	64
Service Requests	98

Computer kiosks have been installed at both offices and are accessible for customer use if needed

Toll Monitoring:

- CSRs are assigned a specific bridge(s) every week and must monitor that bridge and each lane associated with it
- CSRs monitored 563,440 transactions
- 25% (140,860) of those transactions were randomly viewed to determine if any issues were happening in the lanes
- 7 CSRs averaged around 805 views per day for the month of May
- All discrepancies and potential issues are reported to Toll Auditing for further review
- Violations images are viewed to ensure accuracy of the cameras

Delaware River Joint Toll Bridge Commission
Meeting of June 30, 2025

**E-ZPASS/CUSTOMER SERVICE REPORT
MAY 2025**

Other current E-ZPass duties include:

- Assisting law enforcement
- Notifying Toll Audit and In-lane when any issues we see arise
- Monitoring Superload crossings
- Daily calls with other Agencies in the NJ Consortium

CSC/VPC Post-Migration Collection Update:

As a result of post-migration collection efforts from May 2014 – May 2025, New Jersey E-ZPass reports \$26,083,042.29 collected in tolls and \$65,182,374.63 collected in fees,

DELAWARE RIVER JOINT TOLL BRIDGE COMMISSION
Meeting of June 30, 2025

ELECTRONIC TOLL COLLECTION PROGRAM

MONTH OF MAY 2025

SUBJECT	DESCRIPTION	PAGE NUMBER
ETC PROGRAM	Electronic Toll Collection Program Report	1-4

DELAWARE RIVER JOINT TOLL BRIDGE COMMISSION
Meeting of June 30, 2025

ELECTRONIC TOLL COLLECTION PROGRAM
MONTH OF MAY 2025

The following items were recently initiated, accomplished or performed during the above noted month:

Activities for the In-Lane Toll System

1. TransCore completed the preparation of the remaining seven (7) toll plazas for the installation of the Encompass E6 multiprotocol reader. This included installing the cabling from the proposed reader location to each antenna. TransCore installed the E6 multiprotocol reader at the Delaware Water Gap, Scudder Falls and I-78 Toll Bridges. TransCore completed tuning adjustments to the readers and will monitor for further potential adjustments. TransCore submitted their report that summarized their review of the toll plazas operating with the new E6 multiprotocol readers. The report was reviewed by RK&K and Commission Staff and comments were provided to TransCore. TransCore addressed the comments, and this effort is now complete.
2. Commission Staff are working with TransCore and the NJ E-ZPass CSC provider, Conduent, to implement IAG Interface Control Document (ICD) version 1.60. This will allow CSCs to receive data and process transactions from other transponder protocols such as SeGo and 6C, in addition to the current TDM protocol, as well as other functionalities. After testing is completed with the Inter Agency Group Hub, go-live will be scheduled.
3. Commission Staff and TransCore meet monthly to review and discuss system operational and maintenance items. A weekly call also takes place to briefly review system maintenance items for the week.
4. Commission Staff, TransCore and the RK&K team participated in bi-weekly project status meetings for the In-Lane AET Collection System Design/Build/Maintain agreement. TransCore submitted the Business Rules Document and several chapters of the system Detailed Design Document. These documents were distributed for review.

Activities for the E-ZPass Customer Service Center/Violation Processing Center

1. Center (NJ E-ZPass CSC) provider, Conduent, to implement IAG Interface Control Document (ICD) version 1.60. This will allow CSCs to receive data and process transactions from other transponder protocols such as SeGo and 6C, in addition to the current TDM protocol, as well as other functionalities. After testing is completed with the NJ E-ZPass CSC and the Inter Agency Group Hub, go-live will be scheduled.

DELAWARE RIVER JOINT TOLL BRIDGE COMMISSION
Meeting of June 30, 2025

2. Conduent continues to develop the real time digital payment function at the NJ E-ZPass CSC for toll by plate customers. Conduent revised the terms and conditions that will be displayed on the NJ E-ZPass website, and comments were provided from the NJTA. Conduent has released this functionality into the NJ CSC software, and they are proceeding with testing it through a small group of individuals.
3. For the NJ E-ZPass CSC Services re-procurement, the New Jersey Turnpike Authority (NJTA) awarded the agreements at their Board Meeting. The NJTA issued their findings from the procurement challenge, concluding that the NJTA properly determined TransCore to be the most qualified responsible proposer. Accordingly, the hearing officer recommended that the award to TransCore should be sustained and the protest of Conduent be dismissed. Contract documents were provided from the NJTA for Category A Customer Service Center Services for the New Jersey E-ZPass Group. The document was provided to Commission counsel for review prior to execution.
4. The NJ E-ZPass CSC is preparing for the Amnesty Program that is expected to go live in June 2025. NJ MVC legislation was passed and NJTA is working with the MVC on the programs. There are two programs: the Amnesty Program and the Vehicle Registration Suspension Program. The Amnesty Program must run for 180 days, with no lookback timeframe, meaning the program can go back as far as the violator wants to pay. Violation transactions after the start of the program are NOT eligible. The program is open to all violators (from any state), with tolls and fees that are \$500 or more prior to June 2025. The program must offer a 25% reduction of the fees, the program will collect 100% of the toll revenue. When applying payment, 100% of the toll amount will be satisfied first, followed by AET fees and administrative fees. The amount owed must be paid in full of no payment plan. A violator may make arrangements for a payment plan, outside of the Amnesty Program. For the NJ MVC Vehicle Registration Suspension, the transactions criteria include all NJ E-ZPass agency violations, unpaid tolls, administration fees and AET fees totaling \$500 or more; or 60 or more violations with at least one having occurred after January 2024 (legislation date). The Amnesty Program is now underway.
5. The NJTA, as the lead agency, is facilitating all meetings with the other agencies and Conduent to manage the implementation of outstanding system elements for the New Jersey E-ZPass Customer Service Center.

AET Program

1. Rummel, Klepper & Kahl, LLP (RK&K) participated in the kickoff meeting, pre-construction meeting and an on-site meeting with PKF for the New Hope –

DELAWARE RIVER JOINT TOLL BRIDGE COMMISSION
Meeting of June 30, 2025

Lambertville Toll Bridge AET Conversion construction project. RK&K prepared responses to Requests for Information (RFI) from the construction team.

General Electronic Toll Collection Program Activities

1. Mr. Stracciolini participated in the IAG E-ZPass Executive Management Committee meeting and Policy Committee meetings. At the August 2023 IAG EMC Meeting, Mr. Stracciolini was re-elected by the members to serve as Vice Chair to the EMC.
2. At the December 12, 2024 IAG Service Corp. Board of Directors Meeting, a resolution was approved electing and appointing Mr. Stracciolini as the Chair of the IAG Service Corporation, effective December 12, 2024.
3. Mr. Stracciolini is participating in the Non-toll Business Opportunity Task Force.
4. Mr. Stracciolini is serving on the International Bridge, Tunnel & Turnpike Association's (IBTTA) 2025 Engineering and Construction Task Force and the Toll Revenue Assurance Committee.

**Delaware River Joint Toll Bridge Commission
Meeting of June 30, 2025**

**CONTRACT COMPLIANCE REPORT INDEX
Month of May 2025**

SUBJECT	DESCRIPTION	PAGE NUMBER
Contract Compliance Program Operations Report	Operations Report May 2025	1-20

**Delaware River Joint Toll Bridge Commission
Meeting of June 30, 2025**

**Delaware River Joint Toll Bridge Commission
Month of May 2025**

TABLE OF CONTENTS

IBE PROGRAM

	PAGES
• IBE Program Overview	3
• Compliance IBE Scores Overview	4
• IBE Summary Reports	5
• Active Construction Projects Payments, Workforce & Ethnicity Utilization Scores	6-8
• Active Professional Projects Payments Detail and Scores	9-10
• Completed Construction Projects Payments, Workforce & Ethnicity Utilization Scores	11-15
• Completed Professional Projects Payments Detail and Scores	16-17

MWSBE Program

• MWSBE Minority (7%), Women (3%), and Small Business (25%) Enterprise Program Overview	18
• MWSBE Program Commitments for Professional and Construction (Active & Completed Pie Charts)	19
• MWSBE Professional & Construction Projects Final Commitment	20

Delaware River Joint Toll Bridge Commission
Meeting of June 30, 2025

IBE PROGRAM OVERVIEW

The Delaware River Joint Toll Bridge Commission (Commission) established an IBE Program (MBE/WBE/SBE/DBE/DsBE/VBE) with a target of 25% for all Professional Services and Construction Contracts awarded by the Commission effective July 1, 2014. To date, the Commission has awarded **(108)** contracts with the IBE Program requirements. Currently, there are **(54) active** projects and **(54) completed** projects.

IBE Program Requirements

The Commission began using Elation Systems effective January 2017, as the online system for Payment Verification and Certified Payroll Reporting (CPR). All contracts awarded by the Commission to a Prime Consultant/Prime Contractor and their Subconsultants and Subcontractors use this service free of charge. Online training is available to vendors on how to use Elation Systems. The Contract Compliance Department and Elation Support Staff are available to assist all users.

The Contract Compliance Department (CCD) monitors, posts and reports data in regard to all payments. The CCD also reviews all Certified Payrolls submitted into Elation Systems.

The following are all mandatory requirements:

Company On-Line Registration:

- i.* All Primes must register their company and activate an account in Elation Systems; *and*
- ii.* All Primes must also ensure that all Subconsultants and Subcontractors register their company and activate an account in Elation Systems.

Payment Verification:

- i.* Prime Contractors must post all payments to their Subconsultants and/or Subcontractors in Elation Systems; *and*
- ii.* Prime Contractors and their Subconsultants and/or Subcontractors must confirm all payments received in Elation Systems.

Certified Payroll Reporting:

- i.* All Prime Contractors are responsible for assigning someone from their staff with the responsibility to review, approve, and upload their CPR(s) on a weekly basis into Elation Systems; *and*
- ii.* All Prime Contractors must also ensure that their Subcontractors upload their CPR(s) on a weekly basis into Elation Systems.

Prime Consultants / Contractors IBE Target performance will be displayed / available on the Commission's public website.

Delaware River Joint Toll Bridge Commission
Meeting of June 30, 2025

Contract Compliance Department
Compliance IBE Scores Overview

The Commission through its Contract Compliance Department has instituted a Compliance Score Ranking that will be included in the Monthly Contract Compliance Report for all Professional Services and Construction Projects.

The Compliance Score Ranking is an ongoing summary of data presented on Active and Completed contracts, which includes the tracking of payments from Prime Consultants and Contractors to IBE Subconsultants and Subcontractors, and the Prime Contractors Workforce Utilization. The Scores will illustrate the progress and participation to meet the Targets by Prime Consultants and Contractors as part of the IBE program.

The complete and timely reporting of payments and certified payrolls to the Elation Systems by the Prime Consultants and Prime Contractors, and their Subconsultants and Subcontractors, will assist the Prime Consultant and Prime Contractor in tracking the data to meet their targets.

Accordingly, each Prime will also be given a final grade at the completion of each project. Additionally, the data will be uploaded onto the Commission's public website monthly.

The Score(s) are factored using the following criteria:

IBE PAYMENTS

The payments by the Prime Consultant / Contractor to each of their IBE Subconsultants / Subcontractors will be calculated based on the criteria set by the Commission's 25% IBE Target.

WORKFORCE UTILIZATION

Workforce utilization contains two levels of scoring and documents the hourly employee utilization by workforce type, ethnicity and gender.

IBE Payments Legend	
Score Rankings	IBE Commitment Participation
A+	45% & above
A	35% to 44.9%
B+	30% to 34.9%
B	25% to 29.9%
C+	20% to 24.9%
C	15% to 19.9%
D+	10% to 14.9%
D	5% to 9.9%
F	4.9% & below

Workforce Utilization Legend		
Score Rankings	Workforce Commitment Participation	Ethnicity & Gender Participation
A+	30% & above	25% & a above
A	25% to 29.9%	15% to 24.9%
B+	20% to 24.9%	over 15%
B	15% to 19.9%	10% to 14.9%
C+	10% to 14.9%	over 10%
C	10% to 14.9%	7.5% to 9.9%
D+	5% to 9.9%	over 7.5%
D	5% to 9.9%	5% to 7.4%
F	4.9% & below	4.9% & below

Delaware River Joint Toll Bridge Commission

Meeting of June 30, 2025

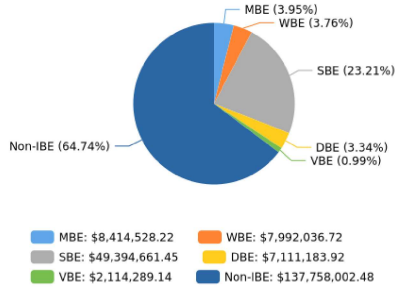
Summary - Professional Services and Construction Contractors 25% IBE Target Status

ACTIVE PROJECTS

Current IBE Status: 35.26%

Total Payments to Prime: \$212,784,701.93

Total Payments to IBEs: \$75,026,699.45



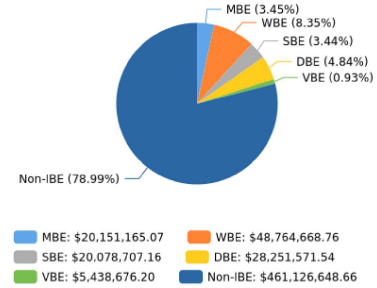
COMPLETED PROJECTS

Final IBE Status: 21.01%

Total Prime Awarded Contract Values: \$597,517,529.42

Total Payments to Prime: \$583,765,241.75

Total Payments to IBEs: \$122,638,593.09

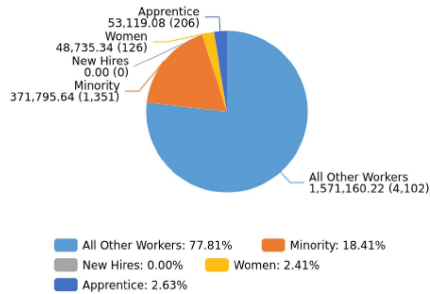


Summary - Prime Contractor(s) & Subcontractor(s) Workforce Utilization Categories By Hours, Workers & Ethnicity

Workers Categories

Hours, Percentages and Workers

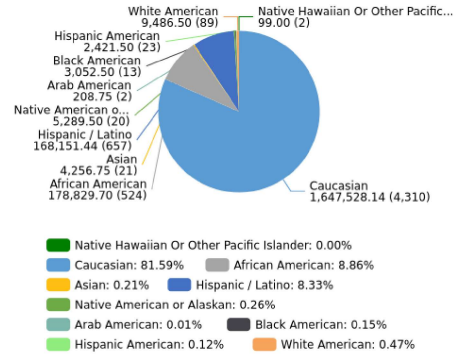
Total Hours Worked: 2,019,323.78



Ethnicity Categories

Hours, Percentages and Workers

Total Number of Workers: 5,661



(Percentage is based on work hours)

(Percentage is based on work hours)

Active Professional & Construction Projects Payment Summary		Contract Value	Prime P / T / D	IBE P / T / D	IBE Actual	Score
Professional and Construction Projects Totals		\$286,457,665.86	\$212,784,701.93	\$75,026,699.45	35.26%	A
Professional Services Projects Totals		\$88,596,241.01	\$66,002,384.31	\$19,384,796.45	29.37%	B
Completed Professional & Construction Projects Payment Summary		Contract Value	Prime P / T / D	IBE P / T / D	IBE Actual	Score
Professional and Construction Projects Totals		\$597,517,529.42	\$583,765,241.75	\$122,638,593.09	21.01%	C+
Professional Services Projects Totals		\$62,722,858.80	\$55,679,144.39	\$16,761,466.49	30.10%	B+

ACTIVE CONSTRUCTION PROJECTS														
Payments Summary					Workforce Hours Summary 27.76%						Ethnicity Participation Summary			
Total Contracts Value	Total Prime P / T / D	Total IBE P / T / D	Total IBE %	Payments Score (Total IBE Payments)	Total Number of Workers	Total Hours Worked	Caucasian Hours	Total Minority Hours	Total Women Hours	Workforce Score (Total Hours Worked)	Caucasian %	Minority %	Women %	Ethnicity Score (Total Participation)
\$197,861,424.85	\$146,782,317.62	\$55,641,903.00	37.91%	A	1470	292,188.33	213,710.08	78,478.25	2,628.34	A	73.14%	26.86%	0.90%	A+

COMPLETED CONSTRUCTION PROJECTS														
Payments Summary					Workforce Hours Summary 19.65%						Ethnicity Participation Summary			
Total Contracts Value	Total Prime P / T / D	Total IBE P / T / D	Total IBE %	Payments Score (Total IBE Payments)	Total Number of Workers	Total Hours Worked	Caucasian Hours	Total Minority Hours	Total Women Hours	Workforce Score (Total Hours Worked)	Caucasian %	Minority %	Women %	Ethnicity Score (Total Participation)
\$534,794,670.62	\$528,086,097.36	\$105,877,126.60	20.05%	C+	4368	1,727,135.45	1,433,818.06	293,317.39	46,107.00	B	83.02%	16.98%	2.67%	A

Delaware River Joint Toll Bridge Commission

Meeting of June 30, 2025

Active Construction Projects - Summary's & Scores (IBE Payments, Workforce Hours & Ethnicity Participation)

Date: From 07/01/2014 To 05/31/2025

IBE Payments Legend	
Score Rankings	IBE Commitment Participation
A+	45% & above
A	35% to 44.9%
B+	30% to 34.9%
B	25% to 29.9%
C+	20% to 24.9%
C	15% to 19.9%
D+	10% to 14.9%
D	5% to 9.9%
F	4.9% & below

Total of all Primes Contract Values \$197,861,424.85

Total Payments to all Primes \$146,782,317.62

Total Payments to all IBEs \$55,641,903.00

IBE Target 25.00%

IBE Actual 37.91%

Workforce Utilization Legend		
Score Rankings	Workforce Commitment Participation	Ethnicity & Gender Participation
A+	30% & above	25% & above
A	25% to 29.9%	15% to 24.9%
B+	20% to 24.9%	over 15%
B	15% to 19.9%	10% to 14.9%
C+	10% to 14.9%	over 10%
C	10% to 14.9%	7.5% to 9.9%
D+	5% to 9.9%	over 7.5%
D	5% to 9.9%	5% to 7.4%
F	4.9% & below	4.9% & below

ACTIVE CONSTRUCTION PROJECTS														
Payments Summary					Workforce Hours Summary 27.76%						Ethnicity Participation Summary			
Total Contracts Value	Total Prime P / T / D	Total IBE P / T / D	Total IBE %	Payments Score (Total IBE Payments)	Total Number of Workers	Total Hours Worked	Caucasian Hours	Total Minority Hours	Total Women Hours	Workforce Score (Total Hours Worked)	Caucasian %	Minority %	Women %	Ethnicity Score (Total Participation)
\$197,861,424.85	\$146,782,317.62	\$55,641,903.00	37.91%	A	1470	292,188.33	213,710.08	78,478.25	2,628.34	A	73.14%	26.86%	0.90%	A+

DB-540A/B/C TRANSCORE, LP - Electronic Toll Collection System Replacement - Design, Build & Maintain														
Payments Summary					Workforce Hours Summary 53.31%						Ethnicity Participation Summary			
Total Contracts Value	Total Prime P / T / D	Total IBE P / T / D	Total IBE %	Payments Score (Total IBE Payments)	Total Number of Workers	Total Hours Worked	Caucasian Hours	Total Minority Hours	Total Women Hours	Workforce Score (Total Hours Worked)	Caucasian %	Minority %	Women %	Ethnicity Score (Total Participation)
\$1,950,671.74	\$12,616,770.32	\$2,316,211.51	18.36%	C	15	2,040.00	952.50	1,087.50	0.00	A+	46.69%	53.31%	0.00%	A+

DB-724A SCHNEIDER ELECTRIC Electronic Surveillance/Detection System Maintenance Contract														
Payments Summary					Workforce Hours Summary 45.89%						Ethnicity Participation Summary			
Total Contracts Value	Total Prime P / T / D	Total IBE P / T / D	Total IBE %	Payments Score (Total IBE Payments)	Total Number of Workers	Total Hours Worked	Caucasian Hours	Total Minority Hours	Total Women Hours	Workforce Score (Total Hours Worked)	Caucasian %	Minority %	Women %	Ethnicity Score (Total Participation)
\$11,294,820.75	\$1,618,282.26	\$215,551.42	13.32%	D+	57	717.00	479.00	238.00	91.00	A+	66.81%	33.19%	12.69%	A+

DB-768B DYNAMIC SECURITY, LLC (IBE) dba SECUNI / Network Video Management System (NVMS) Integrator Services														
Payments Summary					Workforce Hours Summary 0.00%						Ethnicity Participation Summary			
Total Contracts Value	Total Prime P / T / D	Total IBE P / T / D	Total IBE %	Payments Score (Total IBE Payments)	Total Number of Workers	Total Hours Worked	Caucasian Hours	Total Minority Hours	Total Women Hours	Workforce Score (Total Hours Worked)	Caucasian %	Minority %	Women %	Ethnicity Score (Total Participation)
\$104,074.00	\$87,232.80	\$87,232.80	100.00%	A+	0	0.00	0.00	0.00	0.00	N/A	0.00%	0.00%	0.00%	N/A

DB-792A TRANSCORE, LP - In-Lane All Electronic Toll Collection System (Design, Build and Maintain)														
Payments Summary					Workforce Hours Summary 0.00%						Ethnicity Participation Summary			
Total Contracts Value	Total Prime P / T / D	Total IBE P / T / D	Total IBE %	Payments Score (Total IBE Payments)	Total Number of Workers	Total Hours Worked	Caucasian Hours	Total Minority Hours	Total Women Hours	Workforce Score (Total Hours Worked)	Caucasian %	Minority %	Women %	Ethnicity Score (Total Participation)
\$9,701,499.00	\$975,153.78	\$-	0.00%	F	0	0.00	0.00	0.00	0.00	N/A	0.00%	0.00%	0.00%	N/A

T-519A BRACY CONSTRUCTION, INC. / Southern Operations and Maintenance Facilities Improvements - Trenton Morrisville, Langhorne, and New Hope														
Payments Summary					Workforce Hours Summary 19.25%						Ethnicity Participation Summary			
Total Contracts Value	Total Prime P / T / D	Total IBE P / T / D	Total IBE %	Payments Score (Total IBE Payments)	Total Number of Workers	Total Hours Worked	Caucasian Hours	Total Minority Hours	Total Women Hours	Workforce Score (Total Hours Worked)	Caucasian %	Minority %	Women %	Ethnicity Score (Total Participation)
\$58,935,181.25	\$53,197,703.48	\$8,541,725.04	16.06%	C	583	110,626.58	89,860.83	20,765.75	529.84	B	81.23%	18.77%	0.48%	A

T-746B ROAD-CON, INC. / Trenton Morrisville TB Roadway Repaving and Deck Sealing Improvements														
Payments Summary					Workforce Hours Summary 23.18%						Ethnicity Participation Summary			
Total Contracts Value	Total Prime P / T / D	Total IBE P / T / D	Total IBE %	Payments Score (Total IBE Payments)	Total Number of Workers	Total Hours Worked	Caucasian Hours	Total Minority Hours	Total Women Hours	Workforce Score (Total Hours Worked)	Caucasian %	Minority %	Women %	Ethnicity Score (Total Participation)
\$5,980,564.55	\$5,603,676.34	\$653,759.99	11.67%	D+	107	11,213.25	8,617.50	2,595.75	3.00	B+	76.85%	23.15%	0.03%	A

Delaware River Joint Toll Bridge Commission

Meeting of June 30, 2025

Active Construction Projects - Summary's & Scores (IBE Payments, Workforce Hours & Ethnicity Participation)

Date: From 07/01/2014 To 05/31/2025

IBE Payments Legend	
Score Rankings	IBE Commitment Participation
A+	45% & above
A	35% to 44.9%
B+	30% to 34.9%
B	25% to 29.9%
C+	20% to 24.9%
C	15% to 19.9%
D+	10% to 14.9%
D	5% to 9.9%
F	4.9% & below

Total of all Primes Contract Values \$197,861,424.85

Total Payments to all Primes \$146,782,317.62

Total Payments to all IBEs \$55,641,903.00

IBE Target 25.00%

IBE Actual 37.91%

Workforce Utilization Legend		
Score Rankings	Workforce Commitment Participation	Ethnicity & Gender Participation
A+	30% & above	25% & above
A	25% to 29.9%	15% to 24.9%
B+	20% to 24.9%	over 15%
B	15% to 19.9%	10% to 14.9%
C+	10% to 14.9%	over 10%
C	10% to 14.9%	7.5% to 9.9%
D+	5% to 9.9%	over 7.5%
D	5% to 9.9%	5% to 7.4%
F	4.9% & below	4.9% & below

T-766A CRISDEL GROUP, INC. / I-78 NJ Roadway Rehabilitation and Power & Communication Infrastructure Improvements														
Payments Summary					Workforce Hours Summary 36.20%					Ethnicity Participation Summary				
Total Contracts Value	Total Prime P / T / D	Total IBE P / T / D	Total IBE %	Payments Score (Total IBE Payments) B	Total Number of Workers	Total Hours Worked	Caucasian Hours	Total Minority Hours	Total Women Hours	Workforce Score (Total Hours Worked) A+	Caucasian %	Minority %	Women %	Ethnicity Score (Total Participation) A+
\$23,530,677.00	\$20,666,342.91	\$5,789,361.38	28.01%		201	29,709.00	19,062.00	10,647.00	107.00		64.16%	35.84%	0.36%	

TS-590A J.D. ECKMAN, INC. / Northampton St. TSB Rehabilitation														
Payments Summary					Workforce Hours Summary 22.68%						Ethnicity Participation Summary			
Total Contracts Value	Total Prime P / T / D	Total IBE P / T / D	Total IBE %	Payments Score (Total IBE Payments)	Total Number of Workers	Total Hours Worked	Caucasian Hours	Total Minority Hours	Total Women Hours	Workforce Score (Total Hours Worked)	Caucasian %	Minority %	Women %	Ethnicity Score (Total Participation)
\$15,487,427.50	\$14,796,804.04	\$3,917,310.23	26.47%	B	111	35,867.50	27,733.25	8,134.25	0.00	B+	77.32%	22.68%	0.00%	A

TS-642A ANSELM I & DeCICCO (IBE) / Uhlerstown - Frenchtown Toll-Supported Bridge Rehabilitation														
Payments Summary					Workforce Hours Summary 57.09%						Ethnicity Participation Summary			
Total Contracts Value	Total Prime P / T / D	Total IBE P / T / D	Total IBE %	Payments Score (Total IBE Payments)	Total Number of Workers	Total Hours Worked	Caucasian Hours	Total Minority Hours	Total Women Hours	Workforce Score (Total Hours Worked)	Caucasian %	Minority %	Women %	Ethnicity Score (Total Participation)
\$22,216,237.00	\$1,320,030.00	\$1,320,030.00	100.00%	A+	45	8,514.00	3,653.50	4,860.50	0.00	A+	42.91%	57.09%	0.00%	A+

TS-694A/B/C/D/E ANSELM I & DeCICCO (IBE) / New Hope Lambertville TSB Rehabilitation														
Payments Summary					Workforce Hours Summary 42.08%						Ethnicity Participation Summary			
Total Contracts Value	Total Prime P / T / D	Total IBE P / T / D	Total IBE %	Payments Score (Total IBE Payments)	Total Number of Workers	Total Hours Worked	Caucasian Hours	Total Minority Hours	Total Women Hours	Workforce Score (Total Hours Worked)	Caucasian %	Minority %	Women %	Ethnicity Score (Total Participation)
\$25,072,471.06	\$24,151,362.93	\$24,151,362.93	100.00%	A+	138	55,919.75	32,395.25	23,524.50	8.00	A+	57.93%	42.07%	0.01%	A+

TTS-734A MOUNT CONSTRUCTION CO., INC. (IBE) / JOC - Bridge, Highway & Civil Work - North Region														
Payments Summary					Workforce Hours Summary 26.07%						Ethnicity Participation Summary			
Total Contracts Value	Total Prime P / T / D	Total IBE P / T / D	Total IBE %	Payments Score (Total IBE Payments)	Total Number of Workers	Total Hours Worked	Caucasian Hours	Total Minority Hours	Total Women Hours	Workforce Score (Total Hours Worked)	Caucasian %	Minority %	Women %	Ethnicity Score (Total Participation)
\$7,000,000.00	\$6,962,308.81	\$6,962,308.81	100.00%	A+	148	22,646.75	18,609.25	4,037.50	1,866.50	A	82.17%	17.83%	8.24%	A

TTS-735A MOUNT CONSTRUCTION CO., INC. (IBE) / JOC - Bridge, Highway & Civil Work - South Region														
Payments Summary					Workforce Hours Summary 20.75%						Ethnicity Participation Summary			
Total Contracts Value	Total Prime P / T / D	Total IBE P / T / D	Total IBE %	Payments Score (Total IBE Payments)	Total Number of Workers	Total Hours Worked	Caucasian Hours	Total Minority Hours	Total Women Hours	Workforce Score (Total Hours Worked)	Caucasian %	Minority %	Women %	Ethnicity Score (Total Participation)
\$2,500,000.00	\$1,687,048.89	\$1,687,048.89	100.00%	A+	97	8,008.50	6,369.50	1,639.00	23.00	B+	79.53%	20.47%	0.29%	A

TTS-783A J. FLETCHER CREAMER & SON, INC. / On-Call Beam Guide Rail and Attenuator Replacement														
Payments Summary					Workforce Hours Summary 40.27%						Ethnicity Participation Summary			
Total Contracts Value	Total Prime P / T / D	Total IBE P / T / D	Total IBE %	Payments Score (Total IBE Payments)	Total Number of Workers	Total Hours Worked	Caucasian Hours	Total Minority Hours	Total Women Hours	Workforce Score (Total Hours Worked)	Caucasian %	Minority %	Women %	Ethnicity Score (Total Participation)
\$2,087,801.00	\$41,425.00	\$-	0.00%	F	37	704.00	420.50	283.50	0.00	A+	59.73%	40.27%	0.00%	A+

Delaware River Joint Toll Bridge Commission

Meeting of June 30, 2025

Active Construction Projects - Summary's & Scores (IBE Payments, Workforce Hours & Ethnicity Participation)

Date: From 07/01/2014 To 05/31/2025

IBE Payments Legend	
Score Rankings	IBE Commitment Participation
A+	45% & above
A	35% to 44.9%
B+	30% to 34.9%
B	25% to 29.9%
C+	20% to 24.9%
C	15% to 19.9%
D+	10% to 14.9%
D	5% to 9.9%
F	4.9% & below

Total of all Primes Contract Values \$197,861,424.85

Total Payments to all Primes \$146,782,317.62

Total Payments to all IBEs \$55,641,903.00

IBE Target 25.00%

IBE Actual 37.91%

Workforce Utilization Legend		
Score Rankings	Workforce Commitment Participation	Ethnicity & Gender Participation
A+	30% & above	25% & above
A	25% to 29.9%	15% to 24.9%
B+	20% to 24.9%	over 15%
B	15% to 19.9%	10% to 14.9%
C+	10% to 14.9%	over 10%
C	10% to 14.9%	7.5% to 9.9%
D+	5% to 9.9%	over 7.5%
D	5% to 9.9%	5% to 7.4%
F	4.9% & below	4.9% & below

TTS-784A MOUNT CONSTRUCTION CO., INC. / JOC - Bridge, Highway, and Civil Work - North Region														
Payments Summary					Workforce Hours Summary 21.92%						Ethnicity Participation Summary			
Total Contracts Value	Total Prime P / T / D	Total IBE P / T / D	Total IBE %	Payments Score (Total IBE Payments)	Total Number of Workers	Total Hours Worked	Caucasian Hours	Total Minority Hours	Total Women Hours	Workforce Score (Total Hours Worked)	Caucasian %	Minority %	Women %	Ethnicity Score (Total Participation)
\$3,000,000.00	\$490,272.42	\$-	0.00%	F	25	2,833.50	2,212.50	621.00	0.00	B+	78.08%	21.92%	0.00%	A

TTS-785A MOUNT CONSTRUCTION CO., INC. / JOC - Bridge, Highway, and Civil Work - South Region														
Payments Summary					Workforce Hours Summary 12.46%						Ethnicity Participation Summary			
Total Contracts Value	Total Prime P / T / D	Total IBE P / T / D	Total IBE %	Payments Score (Total IBE Payments)	Total Number of Workers	Total Hours Worked	Caucasian Hours	Total Minority Hours	Total Women Hours	Workforce Score (Total Hours Worked)	Caucasian %	Minority %	Women %	Ethnicity Score (Total Participation)
\$3,000,000.00	\$101,422.91	\$-	0.00%	F	15	353.00	309.00	44.00	0.00	C	87.54%	12.46%	0.00%	B

TTS-786A MOUNT CONSTRUCTION CO., INC. / JOC - Building and Facility Work - North Region														
Payments Summary					Workforce Hours Summary 0.00%						Ethnicity Participation Summary			
Total Contracts Value	Total Prime P / T / D	Total IBE P / T / D	Total IBE %	Payments Score (Total IBE Payments)	Total Number of Workers	Total Hours Worked	Caucasian Hours	Total Minority Hours	Total Women Hours	Workforce Score (Total Hours Worked)	Caucasian %	Minority %	Women %	Ethnicity Score (Total Participation)
\$3,000,000.00	\$140,294.57	\$-	0.00%	F	5	257.00	257.00	0.00	0.00	F	100.00%	0.00%	0.00%	F

TTS-787A A.P. CONSTRUCTION, INC. / JOC - Building and Facility Work - South Region														
Payments Summary					Workforce Hours Summary 0.00%						Ethnicity Participation Summary			
Total Contracts Value	Total Prime P / T / D	Total IBE P / T / D	Total IBE %	Payments Score (Total IBE Payments)	Total Number of Workers	Total Hours Worked	Caucasian Hours	Total Minority Hours	Total Women Hours	Workforce Score (Total Hours Worked)	Caucasian %	Minority %	Women %	Ethnicity Score (Total Participation)
\$3,000,000.00	\$2,326,186.16	\$-	0.00%	F	19	2,778.50	2,778.50	0.00	0.00	F	100.00%	0.00%	0.00%	F

Delaware River Joint Toll Bridge Commission

Meeting of June 30, 2025

Active Professional Services Projects Payments Detail Report

Date: From 07/01/2014 To 05/31/2025

IBE Payments Legend	
Score Rankings	IBE Commitment Participation
A+	45% & above
A	35% to 44.9%
B+	30% to 34.9%
B	25% to 29.9%
C+	20% to 24.9%
C	15% to 19.9%
D+	10% to 14.9%
D	5% to 9.9%
F	4.9% & below

Summary	Contract Value	Prime P / T / D	IBE P / T / D	IBE Actual	Score
Professional and Construction Projects Totals	\$286,457,665.86	\$212,784,701.93	\$75,026,699.45	35.26%	A
Professional Services Projects Totals	\$88,596,241.01	\$66,002,384.31	\$19,384,796.45	29.37%	B

Prime Consultants	IBE Firm	Project Title	Contract Value	Prime P / T / D	IBE P / T / D	IBE Actual	Score
Gannett Fleming Inc. - Camp Hill, PA		C-519A GANNETT FLEMING ARCHITECTS, INC. / Southern Operations & Maintenance Facilities Improvements - Consulting Engineer Agreement	\$4,848,884.54	\$4,768,643.56	\$1,158,885.33	24.30%	C+
Greenman-Pedersen, Inc.		C-590A GREENMAN-PEDERSEN, INC. / Northampton St. TSB Rehabilitation - Preliminary, Final and Post Design - Consulting Engineer Agreement	\$1,504,783.15	\$1,447,098.57	\$540,453.22	37.35%	A
WSP USA, Inc. - PHILADELPHIA, PA		C-642A WSP USA, INC. / Uhlertown Frenchtown TSB Rehabilitation - Preliminary, Final and Post Design - Consulting Engineer Agreement	\$1,771,189.56	\$1,566,960.36	\$489,324.45	31.23%	B+
Michael Baker International, Inc.		C-660A MICHAEL BAKER, JR., INC. / SFB Replacement Project Final Design Services - Consulting Engineer Agreement	\$33,626,658.74	\$33,539,647.35	\$6,808,784.95	20.30%	C+
Greenman-Pedersen, Inc.		C-694A GREENMAN-PEDERSEN, INC. / New Hope Lambertville TSB Rehabilitation - Preliminary, Final and Post Design - Consulting Engineer Agreement	\$2,280,484.05	\$1,916,441.31	\$651,594.94	34.00%	B+
French & Parrello Associates		C-696B FRENCH & PARRELLO ASSOCIATES, P.A. / TOA - Facilities - NJ - Consulting Engineer Agreement	\$500,000.00	\$139,135.60	\$40,744.52	29.28%	B
HDR Engineering, Inc. - Pittsburgh, PA		C-697A HDR ENGINEERING, INC. / Preliminary Engineering and Environmental Documentation for the Washington Crossing Bridge Replacement - Consulting Engineer Agreement	\$8,061,761.62	\$1,113,287.48	\$192,670.41	17.31%	C
Greenman-Pedersen, Inc.		C-704A GREENMAN-PEDERSEN, INC. / TOA - New Hope-Lambertville Toll Bridge Salt Storage Building - CM/CI Services	\$610,849.20	\$610,145.27	\$26,570.72	4.35%	F
Johnson, Mirmiran and Thompson, Inc.		C-716A JOHNSON, MIRIRAN & THOMPSON / TOA - Facilities - Consulting Engineer Agreement	\$500,000.00	\$316,843.62	\$48,594.97	15.34%	C
The Gordian Group, Inc.		C-727A THE GORDIAN GROUP, INC. / JOC - Program Manager Consultant - Consulting Engineer Agreement	\$1,450,000.00	\$1,521,878.23	\$729,008.62	47.90%	A+
Rummel, Klepper and Kahl, LLP		C-728A RUMMEL, KLEPPER & KAHL / TOA - Electric Toll Collection / Tolling - PA - Consulting Engineer Agreement	\$500,000.00	\$499,798.28	\$114,472.44	22.90%	C+
French & Parrello Associates (IBE Prime)	VBE	C-729A FRENCH & PARRELLO ASSOCIATES, P.A. / TOA - Facilities - NJ - Consulting Engineer Agreement	\$500,000.00	\$99,472.30	\$99,472.30	100.00%	A+
Arora and Associates, P.C. (IBE Prime)	MBE	C-732A ARORA AND ASSOCIATES, PC. (IBE) / TOA - Structural / Civil - NJ - Consulting Engineer Agreement	\$1,000,000.00	\$788,087.07	\$788,087.07	100.00%	A+
WSP/PARSONS BRINCKERHOFF, INC.		C-750A WSP USA, INC. / TOA - Structural / Civil - Consulting Engineer Agreement	\$1,000,000.00	\$756,100.55	\$125,019.51	16.53%	C
Traffic Planning and Design, Inc.		C-751A TRAFFIC PLANNING AND DESIGN, INC. / TOA - Construction Inspection - Consulting Engineer Agreement	\$500,000.00	\$370,802.53	\$30,950.72	8.35%	D
Rummel, Klepper and Kahl, LLP		C-754A RUMMEL, KLEPPER & KAHL, LLP / New Hope Lambertville TB All Electronic Tolling (AET) Conversion Design - Consulting Engineer Agreement	\$1,567,218.48	\$1,259,404.12	\$225,937.74	17.94%	C
Pickering, Corts & Summerson, Inc. (IBE Prime)	SBE	C-757A-1 PICKERING, CORTS & SUMMERSON / Professional Engineering Services for 2023-2024 Annual Inspections - Consulting Engineer Agreement	\$748,898.24	\$650,654.06	\$650,654.06	100.00%	A+
Naik Consulting Group, P.C. (IBE Prime)	DBE	C-759A NAIK CONSULTING GROUP, PC (IBE) / TOA - Structural / Civil - Consulting Engineer Agreement	\$1,000,000.00	\$729,182.52	\$729,182.52	100.00%	A+
Remington & Vernick		C-760A REMINGTON & VERNICK ENGINEERS, INC. / TOA - Construction Management Services - Consulting Engineer Agreement	\$500,000.00	\$303,912.55	\$60,290.60	19.84%	C
Pennoni Associates Inc		C-761A PENNONI ASSOCIATES, INC. / Traffic Engineering Consultant 2021-2022 Annual Reports - Consulting Engineer Agreement	\$303,088.00	\$100,896.55	\$-	0.00%	F
Arora and Associates, P.C. (IBE Prime)	MBE	C-766A ARORA & ASSOCIATES, PC / I-78 NJ Roadway Rehabilitation and Power & Communication Infrastructure - Final and Post Design - Consulting Engineer Agreement	\$2,900,943.54	\$2,627,715.12	\$2,627,715.12	100.00%	A+
Traffic Planning and Design, Inc.		C-769A TRAFFIC PLANNING & DESIGN, INC. / TOA - Structural / Civil - Consulting Engineer Agreement	\$1,000,000.00	\$734,115.39	\$176,429.07	24.03%	C+
Rummel, Klepper and Kahl, LLP		C-770A RUMMEL, KLEPPER & KAHL, LLP / TOA - Electronic Toll Collection / Tolling - Consulting Engineer Agreement	\$1,250,000.00	\$447,439.72	\$2,660.14	0.59%	F

*Met or Exceeded the Target

*Did Not Meet the Target

*P/T/D = Paid To Date

Delaware River Joint Toll Bridge Commission

Meeting of June 30, 2025

Active Professional Services Projects Payments Detail Report

Date: From 07/01/2014 To 05/31/2025

IBE Payments Legend	
Score Rankings	IBE Commitment Participation
A+	45% & above
A	35% to 44.9%
B+	30% to 34.9%
B	25% to 29.9%
C+	20% to 24.9%
C	15% to 19.9%
D+	10% to 14.9%
D	5% to 9.9%
F	4.9% & below

Prime Consultants	IBE Firm	Project Title	Contract Value	Prime P / T / D	IBE P / T / D	IBE Actual	Score
French & Parrello Associates		C-771A FRENCH & PARRELLO ASSOCIATES, P.A. / TOA - Facilities - Consulting Engineer Agreement	\$1,185,000.00	\$677,854.36	\$158,793.65	23.43%	C+
KS Engineers, P.C. (IBE Prime)	MBE	C-772A KS ENGINEERS, PC / TOA - Construction Inspection - Consulting Engineer Agreement	\$500,000.00	\$377,082.19	\$377,082.19	100.00%	A+
IH Engineers, P.C. (IBE Prime)	SBE	C-782A IH ENGINEERS, PC (IBE) / Underwater Substructure Improvement Design - All Regions - Professional Engineering Services Agreement	\$1,866,074.12	\$770,319.00	\$770,319.00	100.00%	A+
Traffic Planning and Design, Inc.		C-788A TRAFFIC PLANNING & DESIGN, INC. / TOA - Structural / Civil - Consulting Engineer Agreement	\$1,000,000.00	\$308,943.03	\$18,607.36	6.02%	D
Pennoni Associates Inc		C-789A PENNONI ASSOCIATES, INC. / TOA - Consulting Engineer Agreement	\$500,000.00	\$3,644.28	\$-	0.00%	F
Traffic Planning and Design, Inc. (IBE Prime)	SBE	C-802A TRAFFIC PLANNING AND DESIGN, INC. / TOA - PROFESSIONAL ENGINEERING SERVICES - STRUCTURAL / CIVIL	\$1,000,000.00	\$-	\$-	0.00%	N/A
French & Parrello Associates (IBE Prime)	VBE	C-803A FRENCH & PARRELLO ASSOCIATES, PA / TOA - Consulting Engineer Agreement	\$1,000,000.00	\$-	\$-	0.00%	N/A
STV, INC		C-804A STV, INC. / TOA - Professional Engineering Services - Construction Inspection Services	\$500,000.00	\$-	\$-	0.00%	N/A
Joseph Jingoli & Son, Inc.		CM-519A JOSEPH JINGOLI & SON, INC. / Southern Operations & Maintenance Facilities Improvements - Consulting Engineer Agreement	\$3,611,070.08	\$3,107,593.35	\$845,753.99	27.22%	B
Johnson, Mirmiran and Thompson, Inc.		CM-590A JOHNSON, MIRMIRAN AND THOMPSON, INC. / Northampton St. TSB Rehabilitation - CM / CI Services - Consulting Engineer Agreement	\$1,554,968.16	\$1,279,571.54	\$325,198.53	25.41%	B
Urban Engineers, Inc.		CM-642A URBAN ENGINEERS, INC. / UHLERSTOWN - FRENCHTOWN TSB REHABILITATION / CONSTRUCTION MANAGEMENT & INSPECTION SERVICES	\$1,587,138.62	\$57,089.21	\$-	0.00%	F
Urban Engineers, Inc.		CM-694A URBAN ENGINEERS, INC. / New Hope Lambertville TSB Rehabilitation - CM / CI Services - Consulting Engineer Agreement	\$1,485,819.91	\$1,348,786.17	\$340,034.30	25.21%	B
STV, INC		CM-754A STV, INC. / New Hope - Lambertville Toll Bridge - All Electronic Tolling Conversion & PA Abutment Backwall Replacement - CM & CI Services	\$2,476,202.84	\$-	\$-	0.00%	N/A
Greenman-Pedersen, Inc.		CM-766A GREENMAN-PEDERSEN, INC. / I-78 NJ Roadway Rehabilitation and Power & Communication Infrastructure Improvements - CM / CI Services - Consulting Engineer Agreement	\$2,405,208.16	\$1,763,839.07	\$231,504.01	13.13%	D+

*Met or Exceeded the Target

*Did Not Meet the Target

*P/T/D = Paid To Date

Delaware River Joint Toll Bridge Commission

Meeting of June 30, 2025

Completed Construction Projects - Summary's & Scores (IBE Payments, Workforce Hours & Ethnicity Participation)

Date: From 07/01/2014 To 05/31/2025

IBE Payments Legend	
Score Rankings	IBE Commitment Participation
A+	45% & above
A	35% to 44.9%
B+	30% to 34.9%
B	25% to 29.9%
C+	20% to 24.9%
C	15% to 19.9%
D+	10% to 14.9%
D	5% to 9.9%
F	4.9% & below

Total of all Primes Contract Values \$534,794,670.62

Total Payments to all Primes \$528,086,097.36

Total Payments to all IBEs \$105,877,126.60

IBE Target 25.00%

IBE Actual 20.05%

Workforce Utilization Legend		
Score Rankings	Workforce Commitment Participation	Ethnicity & Gender Participation
A+	30% & above	25% & above
A	25% to 29.9%	15% to 24.9%
B+	20% to 24.9%	over 15%
B	15% to 19.9%	10% to 14.9%
C+	10% to 14.9%	over 10%
C	10% to 14.9%	7.5% to 9.9%
D+	5% to 9.9%	over 7.5%
D	5% to 9.9%	5% to 7.4%
F	4.9% & below	4.9% & below

COMPLETED CONSTRUCTION PROJECTS														
Payments Summary					Workforce Hours Summary 19.65%						Ethnicity Participation Summary			
Total Contracts Value	Total Prime P / T / D	Total IBE P / T / D	Total IBE %	Payments Score (Total IBE Payments)	Total Number of Workers	Total Hours Worked	Caucasian Hours	Total Minority Hours	Total Women Hours	Workforce Score (Total Hours Worked)	Caucasian %	Minority %	Women %	Ethnicity Score (Total Participation)
\$534,794,670.62	\$528,086,097.36	\$105,877,126.60	20.05%	C+	4368	1,727,135.45	1,433,818.06	293,317.39	46,107.00	B	83.02%	16.98%	2.67%	A

T-508A BRACY - I-78 Maintenance Garage Expansion at I-78 PA Welcome Center / Maintenance Facility														
Payments Summary					Workforce Hours Summary 7.39%						Ethnicity Participation Summary			
Total Contracts Value	Total Prime P / T / D	Total IBE P / T / D	Total IBE %	Payments Score (Total IBE Payments)	Total Number of Workers	Total Hours Worked	Caucasian Hours	Total Minority Hours	Total Women Hours	Workforce Score (Total Hours Worked)	Caucasian %	Minority %	Women %	Ethnicity Score (Total Participation)
\$10,049,000.00	\$9,845,176.91	\$1,589,381.54	16.14%	C	244	31,516.58	30,048.08	1,468.50	861.25	D	95.34%	4.66%	2.73%	F

T-514A WEST SIDE - DIII Toll Bridges Facilities Emergency Standby Generators Improvements														
Payments Summary					Workforce Hours Summary 0.00%						Ethnicity Participation Summary			
Total Contracts Value	Total Prime P / T / D	Total IBE P / T / D	Total IBE %	Payments Score (Total IBE Payments)	Total Number of Workers	Total Hours Worked	Caucasian Hours	Total Minority Hours	Total Women Hours	Workforce Score (Total Hours Worked)	Caucasian %	Minority %	Women %	Ethnicity Score (Total Participation)
\$680,480.00	\$644,686.00	\$197,339.99	30.61%	B+	0	0.00	0.00	0.00	0.00	N/A	0.00%	0.00%	0.00%	N/A

T-566A INTERCOUNTY PAVING - PORTLAND COLUMBIA TOLL BRIDGE APPROACH ROADWAY IMPROVEMENTS														
Payments Summary					Workforce Hours Summary 0.00%						Ethnicity Participation Summary			
Total Contracts Value	Total Prime P / T / D	Total IBE P / T / D	Total IBE %	Payments Score (Total IBE Payments)	Total Number of Workers	Total Hours Worked	Caucasian Hours	Total Minority Hours	Total Women Hours	Workforce Score (Total Hours Worked)	Caucasian %	Minority %	Women %	Ethnicity Score (Total Participation)
\$6,317,000.00	\$6,193,334.28	\$1,877,906.86	30.32%	B+	0	0.00	0.00	0.00	0.00	N/A	0.00%	0.00%	0.00%	N/A

T-611A MAGNUM (IBE) NH-L Toll Bridge Salt Storage Facility														
Payments Summary					Workforce Hours Summary 2.16%						Ethnicity Participation Summary			
Total Contracts Value	Total Prime P / T / D	Total IBE P / T / D	Total IBE %	Payments Score (Total IBE Payments)	Total Number of Workers	Total Hours Worked	Caucasian Hours	Total Minority Hours	Total Women Hours	Workforce Score (Total Hours Worked)	Caucasian %	Minority %	Women %	Ethnicity Score (Total Participation)
\$1,439,584.00	\$1,348,934.71	\$1,348,934.71	100.00%	A+	65	5,925.50	5,805.50	120.00	8.00	F	97.97%	2.03%	0.14%	F

T-641A MERCO - Easton / Phillipsburg Ramp C Stabilization														
Payments Summary					Workforce Hours Summary 0.00%						Ethnicity Participation Summary			
Total Contracts Value	Total Prime P / T / D	Total IBE P / T / D	Total IBE %	Payments Score (Total IBE Payments)	Total Number of Workers	Total Hours Worked	Caucasian Hours	Total Minority Hours	Total Women Hours	Workforce Score (Total Hours Worked)	Caucasian %	Minority %	Women %	Ethnicity Score (Total Participation)
\$1,130,000.00	\$998,300.00	\$998,300.00	100.00%	A+	0	0.00	0.00	0.00	0.00	N/A	0.00%	0.00%	0.00%	N/A

T-644A J.D, ECKMAN - Easton Phillipsburg TB Facility Administration Bldg.														
Payments Summary					Workforce Hours Summary 28.50%						Ethnicity Participation Summary			
Total Contracts Value	Total Prime P / T / D	Total IBE P / T / D	Total IBE %	Payments Score (Total IBE Payments)	Total Number of Workers	Total Hours Worked	Caucasian Hours	Total Minority Hours	Total Women Hours	Workforce Score (Total Hours Worked)	Caucasian %	Minority %	Women %	Ethnicity Score (Total Participation)
\$11,117,003.61	\$11,038,703.72	\$3,066,725.97	27.78%	B	320	47,800.75	35,278.00	12,522.75	1,098.75	A	73.80%	26.20%	2.30%	A+

Delaware River Joint Toll Bridge Commission

Meeting of June 30, 2025

Completed Construction Projects - Summary's & Scores (IBE Payments, Workforce Hours & Ethnicity Participation)

Date: From 07/01/2014 To 05/31/2025

IBE Payments Legend	
Score Rankings	IBE Commitment Participation
A+	45% & above
A	35% to 44.9%
B+	30% to 34.9%
B	25% to 29.9%
C+	20% to 24.9%
C	15% to 19.9%
D+	10% to 14.9%
D	5% to 9.9%
F	4.9% & below

Total of all Primes Contract Values \$534,794,670.62

Total Payments to all Primes \$528,086,097.36

Total Payments to all IBEs \$105,877,126.60

IBE Target 25.00%

IBE Actual 20.05%

Workforce Utilization Legend		
Score Rankings	Workforce Commitment Participation	Ethnicity & Gender Participation
A+	30% & above	25% & above
A	25% to 29.9%	15% to 24.9%
B+	20% to 24.9%	over 15%
B	15% to 19.9%	10% to 14.9%
C+	10% to 14.9%	over 10%
C	10% to 14.9%	7.5% to 9.9%
D+	5% to 9.9%	over 7.5%
D	5% to 9.9%	5% to 7.4%
F	4.9% & below	4.9% & below

T-645A MJF Building & Facilities Energy Conservation														
Payments Summary					Workforce Hours Summary 23.54%						Ethnicity Participation Summary			
Total Contracts Value	Total Prime P / T / D	Total IBE P / T / D	Total IBE %	Payments Score (Total IBE Payments)	Total Number of Workers	Total Hours Worked	Caucasian Hours	Total Minority Hours	Total Women Hours	Workforce Score (Total Hours Worked)	Caucasian %	Minority %	Women %	Ethnicity Score (Total Participation)
\$5,376,806.87	\$5,376,806.87	\$5,376,806.87	100.00%	A+	46	9,735.28	7,509.23	2,226.05	65.75	B+	77.13%	22.87%	0.68%	A

T-645B SCHNEIDER ELECTRIC Building & Facilities Energy Conservation Measures - Mechanical/Controls														
Payments Summary					Workforce Hours Summary 0.00%						Ethnicity Participation Summary			
Total Contracts Value	Total Prime P / T / D	Total IBE P / T / D	Total IBE %	Payments Score (Total IBE Payments)	Total Number of Workers	Total Hours Worked	Caucasian Hours	Total Minority Hours	Total Women Hours	Workforce Score (Total Hours Worked)	Caucasian %	Minority %	Women %	Ethnicity Score (Total Participation)
\$1,247,159.50	\$1,247,159.50	\$129,525.50	10.39%	D+	7	1,625.50	1,625.50	0.00	0.00	F	100.00%	0.00%	0.00%	F

T-661A TRC - SFB Replacement Project Subsurface Boring & Sampling														
Payments Summary					Workforce Hours Summary 0.00%						Ethnicity Participation Summary			
Total Contracts Value	Total Prime P / T / D	Total IBE P / T / D	Total IBE %	Payments Score (Total IBE Payments)	Total Number of Workers	Total Hours Worked	Caucasian Hours	Total Minority Hours	Total Women Hours	Workforce Score (Total Hours Worked)	Caucasian %	Minority %	Women %	Ethnicity Score (Total Participation)
\$1,559,275.00	\$1,438,941.98	\$234,466.30	16.29%	C	0	0.00	0.00	0.00	0.00	N/A	0.00%	0.00%	0.00%	N/A

T-666A PKF - SFB Replacement Project Construction for PA Noise Walls														
Payments Summary					Workforce Hours Summary 14.94%						Ethnicity Participation Summary			
Total Contracts Value	Total Prime P / T / D	Total IBE P / T / D	Total IBE %	Payments Score (Total IBE Payments)	Total Number of Workers	Total Hours Worked	Caucasian Hours	Total Minority Hours	Total Women Hours	Workforce Score (Total Hours Worked)	Caucasian %	Minority %	Women %	Ethnicity Score (Total Participation)
\$11,394,750.00	\$11,219,737.01	\$3,338,786.23	29.76%	B	42	5,738.00	5,122.00	616.00	241.50	C	89.26%	10.74%	4.21%	B

T-667A AP CONSTRUCTION - SFB Replacement Project Tree Clearing														
Payments Summary					Workforce Hours Summary 0.00%						Ethnicity Participation Summary			
Total Contracts Value	Total Prime P / T / D	Total IBE P / T / D	Total IBE %	Payments Score (Total IBE Payments)	Total Number of Workers	Total Hours Worked	Caucasian Hours	Total Minority Hours	Total Women Hours	Workforce Score (Total Hours Worked)	Caucasian %	Minority %	Women %	Ethnicity Score (Total Participation)
\$1,814,999.39	\$1,721,688.26	\$454,825.01	26.42%	B	0	0.00	0.00	0.00	0.00	N/A	0.00%	0.00%	0.00%	N/A

T-668A TRUMBULL 2 New Jersey - SFB Replacement Project														
Payments Summary					Workforce Hours Summary 21.57%						Ethnicity Participation Summary			
Total Contracts Value	Total Prime P / T / D	Total IBE P / T / D	Total IBE %	Payments Score (Total IBE Payments)	Total Number of Workers	Total Hours Worked	Caucasian Hours	Total Minority Hours	Total Women Hours	Workforce Score (Total Hours Worked)	Caucasian %	Minority %	Women %	Ethnicity Score (Total Participation)
\$-	\$-	\$-	0.00%	N/A	1729	666,190.74	539,434.44	126,756.30	16,967.50	B+	80.97%	19.03%	2.55%	A

T-668A TRUMBULL 1 Pennsylvania SFB Bridge Replacement Project														
Payments Summary					Workforce Hours Summary 18.76%						Ethnicity Participation Summary			
Total Contracts Value	Total Prime P / T / D	Total IBE P / T / D	Total IBE %	Payments Score (Total IBE Payments)	Total Number of Workers	Total Hours Worked	Caucasian Hours	Total Minority Hours	Total Women Hours	Workforce Score (Total Hours Worked)	Caucasian %	Minority %	Women %	Ethnicity Score (Total Participation)
\$436,216,954.02	\$437,608,416.90	\$76,711,826.97	17.53%	C	1953	841,284.08	709,643.76	131,640.32	26,191.25	B	84.35%	15.65%	3.11%	A

Delaware River Joint Toll Bridge Commission

Meeting of June 30, 2025

Completed Construction Projects - Summary's & Scores (IBE Payments, Workforce Hours & Ethnicity Participation)

Date: From 07/01/2014 To 05/31/2025

IBE Payments Legend	
Score Rankings	IBE Commitment Participation
A+	45% & above
A	35% to 44.9%
B+	30% to 34.9%
B	25% to 29.9%
C+	20% to 24.9%
C	15% to 19.9%
D+	10% to 14.9%
D	5% to 9.9%
F	4.9% & below

Total of all Primes Contract Values \$534,794,670.62

Total Payments to all Primes \$528,086,097.36

Total Payments to all IBEs \$105,877,126.60

IBE Target 25.00%

IBE Actual 20.05%

Workforce Utilization Legend		
Score Rankings	Workforce Commitment Participation	Ethnicity & Gender Participation
A+	30% & above	25% & above
A	25% to 29.9%	15% to 24.9%
B+	20% to 24.9%	over 15%
B	15% to 19.9%	10% to 14.9%
C+	10% to 14.9%	over 10%
C	10% to 14.9%	7.5% to 9.9%
D+	5% to 9.9%	over 7.5%
D	5% to 9.9%	5% to 7.4%
F	4.9% & below	4.9% & below

T-705A SPARWICK - I-78 Toll Plaza Bumper Block Replacement														
Payments Summary					Workforce Hours Summary 0.00%						Ethnicity Participation Summary			
Total Contracts Value	Total Prime P / T / D	Total IBE P / T / D	Total IBE %	Payments Score (Total IBE Payments)	Total Number of Workers	Total Hours Worked	Caucasian Hours	Total Minority Hours	Total Women Hours	Workforce Score (Total Hours Worked)	Caucasian %	Minority %	Women %	Ethnicity Score (Total Participation)
\$160,006.00	\$160,006.00	\$160,006.00	100.00%	A+	0	0.00	0.00	0.00	0.00	N/A	0.00%	0.00%	0.00%	N/A

T-707A Bracy Commission Administration Building at SFB & Adaptive Reuse of the 1799 Building														
Payments Summary					Workforce Hours Summary 12.32%						Ethnicity Participation Summary			
Total Contracts Value	Total Prime P / T / D	Total IBE P / T / D	Total IBE %	Payments Score (Total IBE Payments)	Total Number of Workers	Total Hours Worked	Caucasian Hours	Total Minority Hours	Total Women Hours	Workforce Score (Total Hours Worked)	Caucasian %	Minority %	Women %	Ethnicity Score (Total Participation)
\$21,468,985.71	\$21,468,985.71	\$4,382,167.83	20.41%	C+	435	80,061.86	70,408.20	9,653.66	209.00	C	87.94%	12.06%	0.26%	B

T-708A Allied Painting New Hope-Lambertville Toll Bridge Floor System Rehabilitation -Facility Administration Building														
Payments Summary					Workforce Hours Summary 64.86%						Ethnicity Participation Summary			
Total Contracts Value	Total Prime P / T / D	Total IBE P / T / D	Total IBE %	Payments Score (Total IBE Payments)	Total Number of Workers	Total Hours Worked	Caucasian Hours	Total Minority Hours	Total Women Hours	Workforce Score (Total Hours Worked)	Caucasian %	Minority %	Women %	Ethnicity Score (Total Participation)
\$1,694,000.00	\$1,546,100.00	\$170,944.28	11.06%	D+	26	5,244.00	1,842.50	3,401.50	0.00	A+	35.14%	64.86%	0.00%	A+

T-711AR BRACY - Easton Phillipsburg Toll Bridge Salt Storage Building														
Payments Summary					Workforce Hours Summary 15.61%						Ethnicity Participation Summary			
Total Contracts Value	Total Prime P / T / D	Total IBE P / T / D	Total IBE %	Payments Score (Total IBE Payments)	Total Number of Workers	Total Hours Worked	Caucasian Hours	Total Minority Hours	Total Women Hours	Workforce Score (Total Hours Worked)	Caucasian %	Minority %	Women %	Ethnicity Score (Total Participation)
\$1,711,600.00	\$1,666,931.06	\$18,727.94	1.12%	F	77	5,669.75	4,784.50	885.25	0.00	B	84.39%	15.61%	0.00%	A

T-717A BRACY Milford-Montague Toll Bridge Salt Storage Building														
Payments Summary					Workforce Hours Summary 7.70%						Ethnicity Participation Summary			
Total Contracts Value	Total Prime P / T / D	Total IBE P / T / D	Total IBE %	Payments Score (Total IBE Payments)	Total Number of Workers	Total Hours Worked	Caucasian Hours	Total Minority Hours	Total Women Hours	Workforce Score (Total Hours Worked)	Caucasian %	Minority %	Women %	Ethnicity Score (Total Participation)
\$1,244,000.00	\$1,232,810.45	\$70,588.96	5.73%	D	43	3,227.00	2,978.50	248.50	0.00	D	92.30%	7.70%	0.00%	C

T-719A ROAD-CON Delaware Water Gap Toll Bridge Facility Westbound Toll Plaza Roadway and NJ Approach Repairs.														
Payments Summary					Workforce Hours Summary 23.68%					Ethnicity Participation Summary				
Total Contracts Value	Total Prime P / T / D	Total IBE P / T / D	Total IBE %	Payments Score (Total IBE Payments)	Total Number of Workers	Total Hours Worked	Caucasian Hours	Total Minority Hours	Total Women Hours	Workforce Score (Total Hours Worked)	Caucasian %	Minority %	Women %	Ethnicity Score (Total Participation)
\$3,773,197.85	\$3,554,825.27	\$610,051.82	17.16%	C	123	9,822.57	7,915.77	1,906.80	419.50	B+	80.59%	19.41%	4.27%	A

T-730A BRACY Southern Operations & Maintenance Facilities Improvements Trenton Morrisville Salt Operations														
Payments Summary					Workforce Hours Summary 6.85%						Ethnicity Participation Summary			
Total Contracts Value	Total Prime P / T / D	Total IBE P / T / D	Total IBE %	Payments Score (Total IBE Payments)	Total Number of Workers	Total Hours Worked	Caucasian Hours	Total Minority Hours	Total Women Hours	Workforce Score (Total Hours Worked)	Caucasian %	Minority %	Women %	Ethnicity Score (Total Participation)
\$3,275,000.00	\$3,234,621.97	\$450,025.89	13.91%	D+	57	5,831.08	5,471.58	359.50	40.00	D	93.83%	6.17%	0.69%	D

Delaware River Joint Toll Bridge Commission

Meeting of June 30, 2025

Completed Construction Projects - Summary's & Scores (IBE Payments, Workforce Hours & Ethnicity Participation)

Date: From 07/01/2014 To 05/31/2025

IBE Payments Legend	
Score Rankings	IBE Commitment Participation
A+	45% & above
A	35% to 44.9%
B+	30% to 34.9%
B	25% to 29.9%
C+	20% to 24.9%
C	15% to 19.9%
D+	10% to 14.9%
D	5% to 9.9%
F	4.9% & below

Total of all Primes Contract Values \$534,794,670.62

Total Payments to all Primes \$528,086,097.36

Total Payments to all IBEs \$105,877,126.60

IBE Target 25.00%

IBE Actual 20.05%

Workforce Utilization Legend		
Score Rankings	Workforce Commitment Participation	Ethnicity & Gender Participation
A+	30% & above	25% & above
A	25% to 29.9%	15% to 24.9%
B+	20% to 24.9%	over 15%
B	15% to 19.9%	10% to 14.9%
C+	10% to 14.9%	over 10%
C	10% to 14.9%	7.5% to 9.9%
D+	5% to 9.9%	over 7.5%
D	5% to 9.9%	5% to 7.4%
F	4.9% & below	4.9% & below

T-746A ROAD-CON, INC. / Trenton Morrisville TB Roadway repaving and Deck Sealing Improvements														
Payments Summary					Workforce Hours Summary 25.00%						Ethnicity Participation Summary			
Total Contracts Value	Total Prime P / T / D	Total IBE P / T / D	Total IBE %	Payments Score (Total IBE Payments)	Total Number of Workers	Total Hours Worked	Caucasian Hours	Total Minority Hours	Total Women Hours	Workforce Score (Total Hours Worked)	Caucasian %	Minority %	Women %	Ethnicity Score (Total Participation)
\$1.00	\$-	\$-	0.00%	N/A	5	64.00	48.00	16.00	0.00	A	75.00%	25.00%	0.00%	A+

TS-639B MOUNT CONSTRUCTION - Lower Trenton TSB Approach Roadways Improvements														
Payments Summary					Workforce Hours Summary 0.00%						Ethnicity Participation Summary			
Total Contracts Value	Total Prime P / T / D	Total IBE P / T / D	Total IBE %	Payments Score (Total IBE Payments)	Total Number of Workers	Total Hours Worked	Caucasian Hours	Total Minority Hours	Total Women Hours	Workforce Score (Total Hours Worked)	Caucasian %	Minority %	Women %	Ethnicity Score (Total Participation)
\$2,731,688.30	\$2,090,794.00	\$2,090,794.00	100.00%	A+	0	0.00	0.00	0.00	0.00	N/A	0.00%	0.00%	0.00%	N/A

TS-650A ROAD-CON - RIVERTON BELVIDERE TSB														
Payments Summary					Workforce Hours Summary 0.00%						Ethnicity Participation Summary			
Total Contracts Value	Total Prime P / T / D	Total IBE P / T / D	Total IBE %	Payments Score (Total IBE Payments)	Total Number of Workers	Total Hours Worked	Caucasian Hours	Total Minority Hours	Total Women Hours	Workforce Score (Total Hours Worked)	Caucasian %	Minority %	Women %	Ethnicity Score (Total Participation)
\$708,707.00	\$652,738.50	\$28,347.48	4.34%		F	0	0.00	0.00	0.00	0.00	N/A	0.00%	0.00%	0.00%

TS-677A SPARWICK - SF TSB Interim Deck Repairs on I-95														
Payments Summary					Workforce Hours Summary 13.62%						Ethnicity Participation Summary			
Total Contracts Value	Total Prime P / T / D	Total IBE P / T / D	Total IBE %	Payments Score (Total IBE Payments)	Total Number of Workers	Total Hours Worked	Caucasian Hours	Total Minority Hours	Total Women Hours	Workforce Score (Total Hours Worked)	Caucasian %	Minority %	Women %	Ethnicity Score (Total Participation)
\$999,656.00	\$999,656.00	\$999,656.00	100.00%	A+	8	580.00	501.00	79.00	0.00	C	86.38%	13.62%	0.00%	B

TS-687A CARR & DUFF - Lower Trenton Toll Supported Bridge Replacement of Sign Lighting Elements														
Payments Summary					Workforce Hours Summary 1.50%						Ethnicity Participation Summary			
Total Contracts Value	Total Prime P / T / D	Total IBE P / T / D	Total IBE %	Payments Score (Total IBE Payments)	Total Number of Workers	Total Hours Worked	Caucasian Hours	Total Minority Hours	Total Women Hours	Workforce Score (Total Hours Worked)	Caucasian %	Minority %	Women %	Ethnicity Score (Total Participation)
\$647,000.00	\$647,000.00	\$163,632.58	25.29%	B	14	2,734.00	2,693.00	41.00	0.00	F	98.50%	1.50%	0.00%	F

TS-699A CARR & DUFF LOWER TRENTON TSB APPROACH TRAFFIC SIGNAL EQUIPMENT UPGRADES														
Payments Summary					Workforce Hours Summary 28.52%						Ethnicity Participation Summary			
Total Contracts Value	Total Prime P / T / D	Total IBE P / T / D	Total IBE %	Payments Score (Total IBE Payments) A	Total Number of Workers	Total Hours Worked	Caucasian Hours	Total Minority Hours	Total Women Hours	Workforce Score (Total Hours Worked) A	Caucasian %	Minority %	Women %	Ethnicity Score (Total Participation) A+
\$161,150.37	\$161,150.32	\$61,169.00	37.96%		11	433.00	309.50	123.50	0.00		71.48%	28.52%	0.00%	

TTS-723A J FLETCHER CREAMER On Call Beam Guide Rail & Attenuator Replacement														
Payments Summary					Workforce Hours Summary 38.70%						Ethnicity Participation Summary			
Total Contracts Value	Total Prime P / T / D	Total IBE P / T / D	Total IBE %	Payments Score (Total IBE Payments)	Total Number of Workers	Total Hours Worked	Caucasian Hours	Total Minority Hours	Total Women Hours	Workforce Score (Total Hours Worked)	Caucasian %	Minority %	Women %	Ethnicity Score (Total Participation)
\$1,376,666.00	\$756,232.60	\$113,829.53	15.05%	C	55	2,315.50	1,419.50	896.00	0.00	A+	61.30%	38.70%	0.00%	A+

Delaware River Joint Toll Bridge Commission

Meeting of June 30, 2025

Completed Construction Projects - Summary's & Scores (IBE Payments, Workforce Hours & Ethnicity Participation)

Date: From 07/01/2014 To 05/31/2025

IBE Payments Legend	
Score Rankings	IBE Commitment Participation
A+	45% & above
A	35% to 44.9%
B+	30% to 34.9%
B	25% to 29.9%
C+	20% to 24.9%
C	15% to 19.9%
D+	10% to 14.9%
D	5% to 9.9%
F	4.9% & below

Total of all Primes Contract Values \$534,794,670.62

Total Payments to all Primes \$528,086,097.36

Total Payments to all IBEs \$105,877,126.60

IBE Target 25.00%

IBE Actual 20.05%

Workforce Utilization Legend		
Score Rankings	Workforce Commitment Participation	Ethnicity & Gender Participation
A+	30% & above	25% & above
A	25% to 29.9%	15% to 24.9%
B+	20% to 24.9%	over 15%
B	15% to 19.9%	10% to 14.9%
C+	10% to 14.9%	over 10%
C	10% to 14.9%	7.5% to 9.9%
D+	5% to 9.9%	over 7.5%
D	5% to 9.9%	5% to 7.4%
F	4.9% & below	4.9% & below

TTS-736A RCC BUILDERS & DEVELOPERS - (IBE) JOC for Building and Facility Work North Region														
Payments Summary				Payments Score (Total IBE Payments)	Workforce Hours Summary 48.50%					Workforce Score (Total Hours Worked)	Ethnicity Participation Summary			
Total Contracts Value	Total Prime P / T / D	Total IBE P / T / D	Total IBE %		Total Number of Workers	Total Hours Worked	Caucasian Hours	Total Minority Hours	Total Women Hours		Caucasian %	Minority %	Women %	Ethnicity Score (Total Participation)
\$3,000,000.00	\$68,665.26	\$68,665.26	100.00%		A+	2	334.00	172.00	162.00		0.00	A+	51.50%	48.50%

TTS-737A RCC BUILDERS & DEVELOPERS - Job Order Contracting for Building & Facility Work SOUTH REGION														
Payments Summary					Workforce Hours Summary 19.88%						Ethnicity Participation Summary			
Total Contracts Value	Total Prime P / T / D	Total IBE P / T / D	Total IBE %	Payments Score (Total IBE Payments)	Total Number of Workers	Total Hours Worked	Caucasian Hours	Total Minority Hours	Total Women Hours	Workforce Score (Total Hours Worked)	Caucasian %	Minority %	Women %	Ethnicity Score (Total Participation)
\$3,500,000.00	\$1,163,694.08	\$1,163,694.08	100.00%	A+	35	1,002.26	807.50	194.76	4.50	B	80.57%	19.43%	0.45%	A

Delaware River Joint Toll Bridge Commission

Meeting of June 30, 2025

Completed Professional Services Projects Payments Detail Report

Date: From 07/01/2014 To 05/31/2025

IBE Payments Legend	
Score Rankings	IBE Commitment Participation
A+	45% & above
A	35% to 44.9%
B+	30% to 34.9%
B	25% to 29.9%
C+	20% to 24.9%
C	15% to 19.9%
D+	10% to 14.9%
D	5% to 9.9%
F	4.9% & below

Summary	Contract Value	Prime P / T / D	IBE P / T / D	IBE Actual	Score
Professional and Construction Projects Totals	\$597,517,529.42	\$583,765,241.75	\$122,638,593.09	21.01%	C+
Professional Services Projects Totals	\$62,722,858.80	\$55,679,144.39	\$16,761,466.49	30.10%	B+

Prime Consultants	IBE Firm	Project Title	Contract Value	Prime P / T / D	IBE P / T / D	IBE Actual	Score
Burns Engineering, Inc.		C-508A BURNS - I-78 Maintenance Garage Expansion	\$717,042.74	\$717,042.74	\$305,795.94	42.65%	A
Gannett Fleming Inc. - Camp Hill, PA		C-644A GANNETT - I-78 Bridges & Approach Slab Rehabilitation	\$651,157.49	\$600,565.63	\$42,925.47	7.15%	D
Ammann & Whitney		C-650A AMMANN - Riverton / Belvidere TSB Critical Member Strengthening - Design	\$517,538.84	\$451,072.33	\$36,347.80	8.06%	D
Joseph Jingoli & Son, Inc.		C-657A JINGOLI - TOA / Building Construction Management Services - PA Assignment Level 3 Toll Bridge Facilities Energy Contract	\$300,000.00	\$297,447.96	\$13,380.00	4.50%	F
McCormick Taylor, Inc.		C-662A MCCORMICK - SFB Replacement Public Involvement Services	\$1,800,016.87	\$1,566,323.71	\$382,985.84	24.45%	C+
Pennoni Associates Inc		C-663A PENNONI - SFB Replacement Project Traffic Engineering Services Pre-construction Traffic Study	\$248,468.49	\$237,424.67	\$118,547.24	49.93%	A+
Cherry, Weber & Associates, P.C.		C-684A-1/2 Van Cleef Engineering Associates, LLC - formally - CHERRY WEBER ENG.-General Engineering Services 2015-2018 Annual Inspections for contract C-684A-1	\$1,222,340.65	\$1,222,340.65	\$292,358.15	23.92%	C+
Johnson, Mirmiran and Thompson, Inc.		C-696A JMT - TOA / Engineering Services - PA Assignment	\$500,000.00	\$436,347.22	\$92,842.42	21.28%	C+
Rummel, Klepper and Kahl, LLP		C-701A RK&K - TOA / Engineering Services for Electronic Toll Collection Systems	\$500,000.00	\$461,812.98	\$91,464.15	19.81%	C
IH Engineers, P.C. (IBE Prime)	MBE	C-702B IH ENGS (IBE)- STRUCTURAL / CIVIL TASK ORDER AGREEMENT - NJ ASSIGNMENT	\$1,000,000.00	\$863,109.07	\$863,109.07	100.00%	A+
Urban Engineers, Inc.		C-703A URBAN - TOA / Construction Management Services for PA Assignment	\$500,000.00	\$445,990.62	\$89,676.75	20.11%	C+
USA Architects (IBE Prime)	SBE	C-707A USA - Commission Administration Building at Scudder Falls	\$1,376,451.71	\$1,376,354.11	\$1,376,354.11	100.00%	A+
Pennoni Associates Inc		C-715A PENNONI ASSOCIATES INC -Structural/Civil Task Order Agreement - PA Assignment	\$1,000,000.00	\$826,516.45	\$198,308.65	23.99%	C+
KS Engineers, P.C. (IBE Prime)	MBE	C-733A KS ENGINEERS, P.C. - CONSTRUCTION MANAGEMENT SERVICES TASK ORDER AGREEMENT FOR PROFESSIONAL ENGINEERING SERVICES	\$500,000.00	\$459,522.55	\$459,522.55	100.00%	A+
Pickering, Corts & Summerson, Inc. (IBE Prime)	SBE	C-757A - PICKERING, CORTS & SUMMERSON -- SBE - PROFESSIONAL ENGINEERING SERVICES FOR THE GENENRAL ENGINEERING SERVICES 2021-2021 ANNUAL INSPECTION	\$1,280,000.00	\$531,101.62	\$531,101.62	100.00%	A+
Jacobs Engineering Group Inc.		CI-566A JACOBS - Portland / Columbia Toll Bridge Approach Roadways Improvements	\$532,349.00	\$476,991.53	\$144,473.11	30.29%	B+
Jacobs Engineering Group Inc.		CI-665A JACOBS - SFB Replacement Project Engineering Services for PA Noise Walls Construction	\$626,965.76	\$626,933.76	\$44,766.05	7.14%	D
TRC Engineers		CI-671A TRC - SFB Replacement Project Engineering Services for PA Approach Improvements	\$6,515,220.03	\$4,191,312.55	\$1,401,556.53	33.44%	B+
WSP/PARSONS BRINCKERHOFF, INC		CI-672A PARSONS (WSP) - SFB Replacement Project Engineering Services for Main River Bridge Replacement	\$7,776,718.32	\$5,398,968.46	\$1,398,298.09	25.90%	B
Gannett Fleming Inc. - Camp Hill, PA		CI-673A GANNETT - SFB Replacement Project Engineering Services for NJ Approach Construction	\$6,568,103.32	\$6,084,459.84	\$1,932,944.20	31.77%	B+
STV Inc. - Trenton, NJ		CM-508A STV - I-78 Maintenance Garage Expansion Engineering Services for Construction Management	\$586,402.81	\$582,335.21	\$44,851.79	7.70%	D
Greenman-Pedersen, Inc.		CM-644A GPI - I-78 Bridges and Approach Slabs Rehabilitation Construction Management / Inspection Services	\$1,545,442.08	\$1,429,603.53	\$266,934.72	18.67%	C
Greenman-Pedersen, Inc.		CM-664A GPI - SFB Replacement Project PA Noise Walls Construction Management Services	\$912,693.42	\$849,622.00	\$137,484.89	16.18%	C

*Met or Exceeded the Target

*Did Not Meet the Target

*P/T/D = Paid To Date

Delaware River Joint Toll Bridge Commission

Meeting of June 30, 2025

Completed Professional Services Projects Payments Detail Report

Date: From 07/01/2014 To 05/31/2025

IBE Payments Legend	
Score Rankings	IBE Commitment Participation
A+	45% & above
A	35% to 44.9%
B+	30% to 34.9%
B	25% to 29.9%
C+	20% to 24.9%
C	15% to 19.9%
D+	10% to 14.9%
D	5% to 9.9%
F	4.9% & below

Prime Consultants	IBE Firm	Project Title	Contract Value	Prime P / T / D	IBE P / T / D	IBE Actual	Score
Hill International, Inc. - Philadelphia, PA		CM-669A HILL - SFB Replacement Project Construction Management Services	\$25,015,066.98	\$25,015,064.91	\$6,459,687.39	25.82%	B
Joseph Jingoli & Son, Inc.		CM-707A JINGOLI - Commission Administration Building at Scudder Falls - Construction Management Services	\$530,880.29	\$530,880.29	\$35,749.96	6.73%	D

*Met or Exceeded the Target

*Did Not Meet the Target

*P/T/D = Paid To Date

Delaware River Joint Toll Bridge Commission
Meeting of June 30, 2025

MINORITY, WOMEN AND SMALL BUSINESS ENTERPRISE PROGRAM

The Delaware River Joint Toll Bridge Commission implemented a one-year Minority Business Enterprise (MBE) pilot program, with a 7% participation goal, and the Women Business Enterprise (WBE) pilot program with a 3% goal. These goals applied to consultants and contractors' participating in the Commission's Capital Program and were effective on September 1, 2008.

At its December 2008 Commission Meeting, the Commission revised the pilot program to specify a 25% Small Business Enterprise (SBE) goal to New Jersey assigned consultant contracts in lieu of the previously specified 7% MBE and 3% WBE goals.

At its December 2010 Commission Meeting, due to the success of the Commission's MWSBE Pilot Program, the Delaware River Joint Toll Bridge Commission adopted a resolution for permanent status of the Minority Business Enterprise (MBE) program, with a 7% participation goal, and the Women Business Enterprise (WBE) program with a 3% goal, and the Small Business Enterprise (SBE) program with a 25% goal. These goals apply to consultants and contractors' participating in the Commission's Capital Program.

The Contract Compliance Department continues to monitor, update and analyze the payments for the MWSBE diversity program.

- | | |
|---|-------------------|
| a) PA Assigned Professional Services Contracts: | 7% MBE and 3% WBE |
| b) No State Assigned Professional Services Contracts: | 7% MBE and 3% WBE |
| c) Capital Plan Construction Contracts: | 7% MBE and 3% WBE |
| d) NJ Assigned Professional Services Contracts: | 25% SBE |

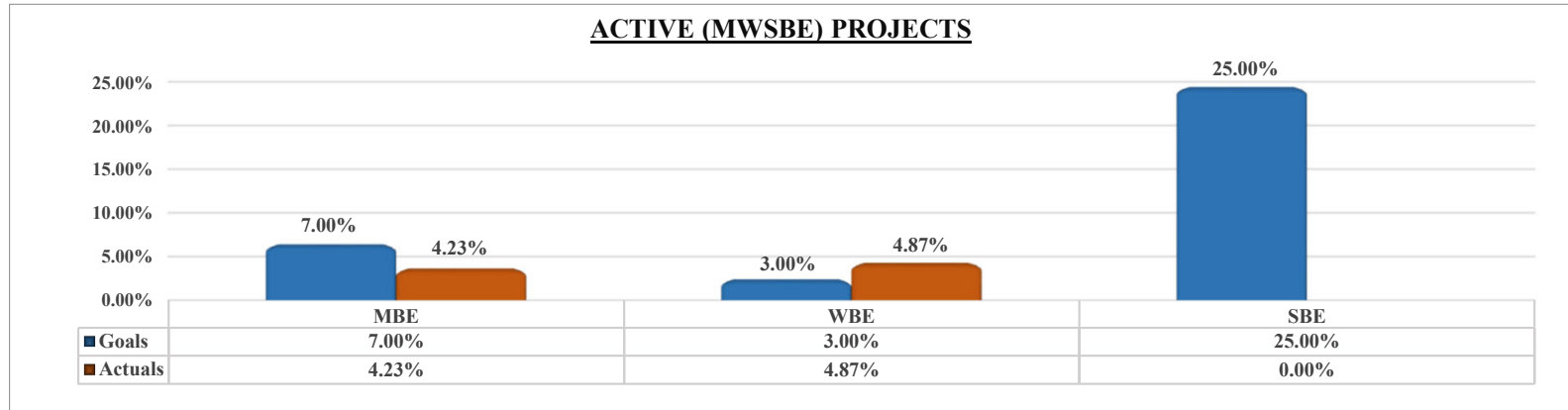
Numerous diversified businesses have benefited and continue to benefit from the Commission's previous M/W/SBE Program. The number of Contracts awarded during the MWSBE Program are as follows:

- | | |
|-----------------------------------|-----|
| ➤ Active Projects: | 1 |
| ➤ Completed Projects: | 76 |
| ➤ Total Capital Program Projects: | 77 |
| ➤ Total Number of Contractors: | 180 |

As of July 1, 2014 projects fall into the status now commonly referred to as **IBE (Identified Business Enterprise)** with a projected target to be or to exceed 25% of the total project award amount.

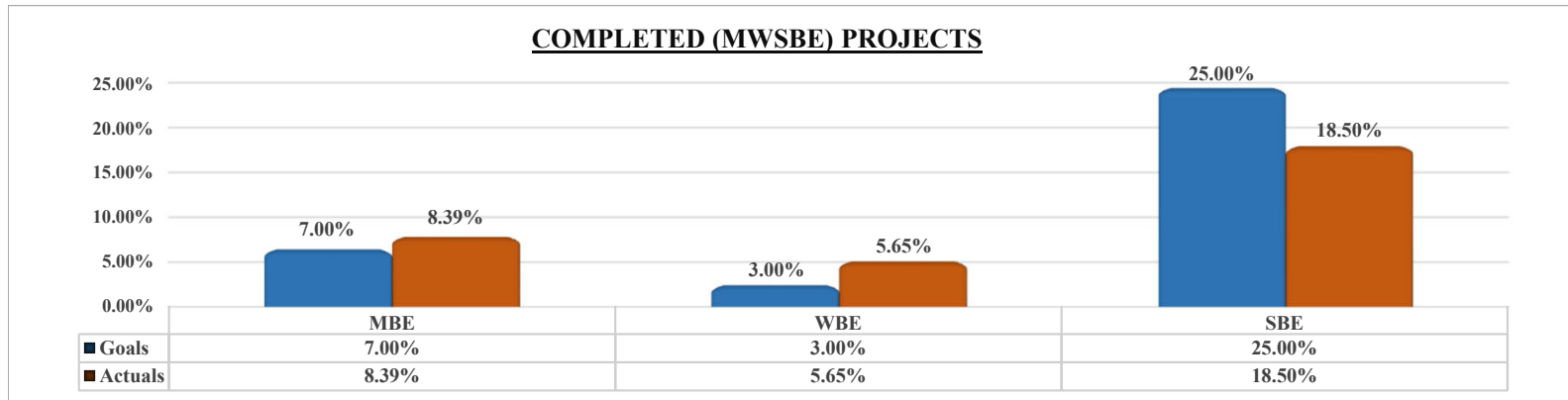
Delaware River Joint Toll Bridge Commission
Meeting of June 30, 2025

ACTIVE and COMPLETED (MWSBE) PROJECTS PAYMENTS



M/WBE Actual Summary Totals \$2,836,555.02	MBE		WBE		SBE Actual Summary Totals \$0.00	SBE	
	ACTUAL	PAYMENTS	ACTUAL	PAYMENTS		ACTUAL	PAYMENTS
	4.23%	\$1,319,428.97	4.87%	\$1,517,126.05		0.00%	\$0.00

PROJECT NO.	CONTRACTOR / CONSULTANT	PROJECT VALUE	TOTAL PAYMENTS TO DATE	MBE GOAL 7%	MBE PAYMENTS	WBE GOAL 3%	WBE PAYMENTS	SBE GOAL 25%	SBE PAYMENTS
C-502A	AECOM Transp.	\$ 30,397,000.00	\$ 31,158,584.03	4.23%	\$ 1,319,428.97	4.87%	\$ 1,517,126.05		\$ -



M/WBE Actual Summary Totals \$141,820,320.30	MBE		WBE		SBE Actual Summary Totals \$18,938,470.71	SBE	
	ACTUAL	PAYMENTS	ACTUAL	PAYMENTS		ACTUAL	PAYMENTS
	8.39%	\$11,903,166.05	5.65%	\$8,008,051.95		18.50%	\$3,502,973.00

The details relative to the Completed Projects data above are available in the following page.

Delaware River Joint Toll Bridge Commission
Meeting of June 30, 2025

Minority, Women and Small Business Enterprise Payment Reporting
Completed Contracts

*Categories highlighted below indicates the Prime has either met or exceeded the target.

PROJECT NO.	CONTRACTOR / CONSULTANT	CONTRACT VALUE	MBE GOAL 7.0 %	MBE PAYMENTS	WBE GOAL 3.0 %	WBE PAYMENTS	SBE GOAL 25.0 %	SBE PAYMENTS
DB-427B	A.P. Construction	\$ 4,356,866.00	10.00%	\$ 435,686.60	7.30%	\$ 318,051.22		
T/TS-573A	A.P. Construction	\$ 7,823,588.00	7.69%	\$ 601,633.92	4.92%	\$ 384,920.53		
T-440BR	A.P. Construction	\$ 4,608,295.33	11.70%	\$ 539,170.55	7.33%	\$ 337,788.05		
TTS-476A-2	A.P. Construction	\$ 3,511,153.06	7.20%	\$ 252,803.02	5.50%	\$ 193,113.42		
T-472A	Allied Painting	\$ 15,595,983.76	9.70%	\$ 1,512,810.42	15.00%	\$ 2,339,397.56		
C-443A	Ammann & Whitney	\$ 770,909.81	10.00%	\$ 77,090.98	14.00%	\$ 107,927.37		
C-445A	Ammann & Whitney	\$ 920,304.08	7.20%	\$ 66,261.89	3.20%	\$ 29,449.73		
C-629B	Michael Baker	\$ 500,000.00					2.79%	\$ 13,937.96
T-474A	Bracy Contracting	\$ 2,660,000.00	6.05%	\$ 160,930.00	2.87%	\$ 76,342.00		
C-474A	Brinjac	\$ 287,603.87	8.00%	\$ 23,008.31	9.00%	\$ 25,884.35		
C-627A	Buchart Horn	\$ 132,374.35						
C-598A	Burns Group	\$ 408,272.00					8.00%	\$ 32,661.76
C-454A	Carroll Engineers	\$ 500,000.00	18.10%	\$ 90,500.00	5.90%	\$ 29,500.00		
C-543A	Cherry Weber	\$ 612,233.00					28.30%	\$ 173,261.94
C-639A	Cherry Weber	\$ 401,455.40	18.10%	\$ 72,663.43	5.90%	\$ 23,685.87		
T-498A	Cornell & Co.	\$ 1,999,015.22	9.30%	\$ 185,908.42	6.30%	\$ 125,937.96		
T-554A	Dayspring Electric	\$ 232,117.66						
C-628A	Dewberry	\$ 474,625.86	9.69%	\$ 46,014.78	13.27%	\$ 62,999.77	9.12%	\$ 43,294.17
C-454B	French & Parello	\$ 500,000.00					17.00%	\$ 85,000.00
C-627B	French & Parello	\$ 276,851.59					5.70%	\$ 28,487.21
C-453A	Gannett Fleming	\$ 1,000,000.00	5.33%	\$ 53,300.00	0.87%	\$ 8,700.00		\$ -
C-598B	Gannett Fleming	\$ 367,353.90					8.95%	\$ 32,878.17
C-566A	Greenman Pedersen	\$ 350,675.02	9.54%	\$ 33,464.64	0.83%	\$ 2,924.37		\$ -
C-599B	Greenman Pedersen	\$ 1,000,000.00					4.00%	\$ 40,000.00
CM-437A	Greenman Pedersen	\$ 2,559,020.59					19.50%	\$ 499,009.02
CM-440B	Greenman Pedersen	\$ 753,336.71					17.64%	\$ 132,888.60
T-441A	H & G Contractors	\$ 1,586,698.00	6.60%	\$ 104,722.07	1.57%	\$ 24,911.16		
C-530A	Hill International	\$ 400,000.00	2.50%	\$ 10,000.00				
CM-427B	Hill International	\$ 629,749.00					13.60%	\$ 85,645.86
CM-447B	Hill International	\$ 973,401.52	4.10%	\$ 39,909.46	2.10%	\$ 20,441.43		
CM-442A	Hill International	\$ 319,826.73					25.14%	\$ 80,404.44
CM-573A	Hill International	\$ 1,038,384.48	6.20%	\$ 64,379.84	5.80%	\$ 60,226.30		
C-629A	Hill International	\$ 147,560.34					13.66%	\$ 40,993.70
T-506A	HRI	\$ 13,727,411.69	7.17%	\$ 984,255.42	2.91%	\$ 399,467.68		
TS-505A	IEW	\$ 661,352.00	55.00%	\$ 363,743.60	8.93%	\$ 59,058.73		
DB-563A	J. Fletcher Creamer	\$ 1,283,717.00	15.00%	\$ 192,557.55	4.00%	\$ 51,348.68		
TTS-634AR	J. Fletcher Creamer	\$ 896,808.00	8.35%	\$ 74,885.53	0.42%	\$ 3,755.75		
T-437A	J.D. Eckman	\$ 24,412,321.90	7.48%	\$ 1,826,041.68	3.04%	\$ 742,134.59		
C-549AR	Jacobs Engineering	\$ 445,549.98	8.02%	\$ 35,745.16	3.11%	\$ 13,866.11		
TS-442A	James A. Anderson	\$ 2,149,268.62	6.30%	\$ 135,403.92	1.30%	\$ 27,940.49		
TS-443A	James A. Anderson	\$ 2,461,975.00			6.10%	\$ 150,180.48		
T-543A	James D. Morrissey	\$ 6,683,640.40	4.80%	\$ 320,814.74	8.64%	\$ 577,466.53		
CM-444A	JMT	\$ 905,196.00	9.50%	\$ 85,993.62	2.80%	\$ 25,345.49		
CM-506A	JMT	\$ 1,459,000.00	7.65%	\$ 111,613.50	2.40%	\$ 35,016.00		
CM-543A	JMT	\$ 752,729.58					30.60%	\$ 230,335.25
C-506A	K.S. Engineers	\$ 1,156,622.33	63.38%	\$ 733,067.23	13.44%	\$ 155,450.04		
TTS-476A-1	Kyle Conti	\$ 4,128,641.00	0.09%	\$ 3,715.78	9.00%	\$ 371,577.69		
C-628B	Louis Berger Group	\$ 781,897.95					9.21%	\$ 92,111.29
DB-562A	M.L. Ruberton	\$ 344,492.68	8.30%	\$ 28,592.89	3.80%	\$ 13,090.72		
T-475A	Miniscalco	\$ 68,229.51	2.25%	\$ 1,535.16	1.20%	\$ 818.75		
TS-445A	Neshaminy Contractors	\$ 6,285,926.10	16.90%	\$ 1,062,321.51	2.70%	\$ 169,720.00		
TS-447B	Neshaminy Contractors	\$ 8,955,586.24	8.60%	\$ 770,180.42	2.58%	\$ 231,054.12		
C-437B	Parsons Brinkerhoff	\$ 2,254,674.00					22.54%	\$ 508,203.52
C-437A	Pennoni Associates	\$ 764,181.39					24.00%	\$ 183,403.53
C-455B	Remington & Vernick	\$ 400,000.00					2.49%	\$ 9,960.00
TS-444A	Road-Con	\$ 7,814,850.68	4.87%	\$ 380,583.23	0.31%	\$ 24,226.04		
T-639A	Road-Con	\$ 3,324,313.00			13.90%	\$ 462,079.51		
C-621A	Rummel, Klepper & Kahl	\$ 487,881.64	9.01%	\$ 43,941.24	3.16%	\$ 15,427.54		
T-624A	Sparwick	\$ 874,601.00	7.60%	\$ 66,469.68	0.75%	\$ 6,559.51		
C-440B	Stantec	\$ 728,011.79	4.75%	\$ 34,580.56	2.80%	\$ 20,384.33		
C-440A	Stantec	\$ 405,011.03	4.80%	\$ 19,440.53	6.60%	\$ 26,730.73		
C-600A	STV	\$ 800,000.00					12.60%	\$ 100,800.00
CM-472A	STV	\$ 1,728,385.40					23.80%	\$ 411,355.73
CM-474A	STV	\$ 291,172.17						
C-538A	STV	\$ 500,000.00	1.25%	\$ 6,250.00	31.20%	\$ 156,000.00		
CM-443A	STV	\$ 204,152.63	16.75%	\$ 34,195.57	11.00%	\$ 22,456.79		
CM-445A	STV	\$ 682,064.44					26.00%	\$ 177,336.75
CM-498A	STV	\$ 571,665.66	12.00%	\$ 68,599.88	2.40%	\$ 13,719.98		
C-453B	T & M Associates	\$ 1,000,000.00					18.90%	\$ 189,000.00
C-07-11	Transystems	\$ 747,493.55					21.05%	\$ 157,347.39
C-447B	Transystems	\$ 666,016.64	8.00%	\$ 53,281.33	2.00%	\$ 13,320.33		
CM-476A	Trumbull	\$ 699,250.00	13.60%	\$ 95,098.00	6.10%	\$ 42,654.25		
C-505A	Urban Engineers	\$ 154,598.70					36.50%	\$ 56,428.53
C-539A	URS Corporation	\$ 265,070.69						

DELAWARE RIVER JOINT TOLL BRIDGE COMMISSION

Meeting of June 30, 2025

**OPERATIONS INDEX
FOR
INFORMATION TECHNOLOGY**

SUBJECT	DESCRIPTION	PAGE NUMBER
Information Technology	Status Report Month of May 2025	1-2





DELAWARE RIVER JOINT TOLL BRIDGE COMMISSION

Meeting of June 2025

Information Technology Department Report Month of May 2025


The following activities under the general heading of Information Technology were recently initiated, accomplished, or performed:

Helpdesk/Deployments:


-  Processed 41 work orders for the month of May.
-  Includes all software support, IT daily tasks, printer and desktop support, Intranet, news and job postings, telephone support, and form design/updates.
-  Includes configuration and deployment of desktops, laptops, and cell phones.
-  Includes MUNIS, ADP, Maximo, ESS CAD/RMS, and other Enterprise Software updates and maintenance, and EZ-Pass support.

Projects:


ESS CAD/RMS Implementation:

-  Desktops are being configured as we prepare for the new Primary Control Center at Trenton-Morrisville.


Security, Upgrades, and Migration Initiative:

-  We continue to roll out Windows 11 and will continue through October.

Network Upgrades:

-  New network equipment is being configured and tested for deployment.


Maximo Upgrade:

-  We have started planning a new project to start an upgrade to the next version of Maximo; our Asset Management system.

DELAWARE RIVER JOINT TOLL BRIDGE COMMISSION

Meeting of June 2025

Meetings Attended:

-  **Every Monday: IAG Tech Committee Call:** General IAG Tech Committee discussion and status. Nothing to report.

**DELAWARE RIVER JOINT TOLL BRIDGE
COMMISSION
Meeting of June 30, 2025**

OPERATIONS

INDEX FOR

TRAINING AND EMPLOYEE SAFETY

SUBJECT	DESCRIPTION	PAGE NUMBER
Training & Employee Safety	Status Reports Month of May 2025	1 of 2

DELAWARE RIVER JOINT TOLL BRIDGE COMMISSION

TRAINING AND EMPLOYEE SAFETY DEPARTMENT
MONTH OF May 2025

The activities delineated below represent meetings, communications, tasks, and/or accomplishments of the Training and Employee Safety Department for the Month of May 2025:

- 05/01: Provided oversight for debris removal detail @ Milford and Frenchtown TSB
- 05/05: Conducted inspection of AED's and first aid kits in the SR
- 05/05: Participated in the monthly staff meeting to report TES activities
- 05/05: Proctored the PSBS Corporal Exam for Kyle Kilmer @ NHL
- 05/06: Participated in a Roadway Safety practical exercise @ NHL
- 05/07: Facilitated a "Preventing Workplace Harassment" training for supervisors @ SF
- 05/07: Facilitated Fall Protection (Harness) training for (23) Maintenance employees
- 05/15: Facilitated (2) "Preventing Workplace Harassment" training sessions @ SF
- 05/15: Led the WPSC meeting at the SRMC
- 05/15: Attended an online training titled, "Navigating Reasonable Suspicion" testing
- 05/20: Facilitated a Roadway Safety practical exercise @ I 78 (PSBS/Toll personnel)
- 05/20: Assisted with Altec Bucket Truck training for (14) Maintenance employees @ I 78
- 05/21: Coordinated BLS CPR refresher training for (6) Control Ctr employees
- 05/21: Attended the RMS/DRMS Supervisors Mtg @ I 78
- 05/21: Coordinated the scheduling of (2) Maintenance employees for CDL Theory training
- 05/22: Attended an onboarding meeting with PSBS personnel @ I 78
- 05/22: Participated in a Safety Manual Review discussion @ EP
- 05/27: Assisted with CPR/AED/First Aid training for (8) employees at the DWG
- 05/27: Participated in a tour of the NJ D.O.T Training Center in Bordentown, NJ

- 05/29: Facilitated a Roadway Safety Practical Exercise @ I 78
- 05/29: Attended a Southern Ops/Maintenance Facilities Improvements Mtg (TEAMS)
- 05/30: Reviewed the Safety Manual w/committee @ EP
- 05/30: Facilitated a Roadway Safety practical exercise @ I 78

DELAWARE RIVER JOINT TOLL BRIDGE COMMISSION

Meeting of June 30, 2025

COMMUNICATIONS

The following Pages reflect the reports on those items assigned to the Communications Department. Each item is reported separately and page numbered accordingly.

DELAWARE RIVER JOINT TOLL BRIDGE COMMISSION
Meeting of June 30, 2025

OPERATIONS INDEX
FOR
COMMUNICATIONS

SUBJECT	DESCRIPTION	PAGE NUMBER
Communications	Status Report Month of May 2025	1-3

DELAWARE RIVER JOINT TOLL BRIDGE COMMISSION

Meeting of June 30, 2025

COMMUNICATIONS REPORT

May 2025

- **COMMISSION AWARENESS EFFORTS:**

2024 Annual Report – Continued work on the upcoming annual report. The work largely involved researching content and drafting articles. Some vetting of draft articles also was conducted. The process of gathering photographs and other visual content also is underway. Reviewed and download select GPI photographs and video footage for the New Hope-Lambertville Bridge Rehabilitation Project's 2024 work (Ryan Potts of GPI was helpful in this process).

Uhlerstown-Frenchtown Bridge Rehabilitation Project – Continued to regularly update this project's two-week-lookahead field on the DRJTBC.com website. Also posted a feature website homepage popup in early May. The project's webpage was updated throughout the month, notably its two-week lookahead dropdown item. his project is moving along without any significant issues.

Washington Crossing Bridge Alternatives Analysis – Provided materials and reviewed various website content at request of W. Michael Cane of the engineering department. draft FAQs and other materials for the Washington Crossing Bridge Alternatives Analysis website. Provide website updating recommendations to Mr. Cane.

120th Anniversary of Washington Crossing Bridge's April 1905 opening – Provided small number of various photographs – current aerals and old photographs – to Hopewell Express editor. The local news outlet published the Commission's detailed early-April five-page press release marking the 120th anniversary of the Washington Crossing Bridge's April 11, 1905 steel-truss superstructure opening date. The news outlet gave the press release's author and researcher – Joe Donnelly – a byline.

New Hope-Lambertville Bridge Rehabilitation Project – Reviewed and edited two prospective videos for the Commission website. Justin Bowers of the engineering department and Alex Styer of Bellevue Communications Group were integral to this process. The two videos are expected to be posted sometime in June.

Hot Topics - headlines: Lambertville man returned as chairman of Joint Toll Bridge Commission; walkway work to begin this week at Washington Crossing Bridge; fishing boat overturns with one person missing near Trenton-Morrisville Toll Bridge; Northampton Street Bridge lighted for Phillipsburg Catholic 150th anniversary; early-June lane restriction scheduled for New Hope-Lambertville (Route 202) Toll Bridge; eastbound lane in vicinity of I-78 Toll Bridge to close for June 3 wall repairs; lane closures scheduled for Easton-Phillipsburg Toll Bridge inspections; May 27 eastbound traffic shift scheduled for Northampton Street Bridge; southbound lane restriction set for New Hope-Lambertville Toll Bridge May 27-29; single alternating travel at New Hope-Lambertville Toll-Supported Bridge during week of May 19; off-peak daytime lane closures scheduled for Easton-Phillipsburg Toll Bridge; single southbound lane at New Hope-Lambertville (Route 202) Toll Bridge May 19-20; biennial inspections

DELAWARE RIVER JOINT TOLL BRIDGE COMMISSION
Meeting of June 30, 2025

scheduled near Easton-Phillipsburg Toll Bridge week of May 12; New Hope-Lambertville Toll Bridge shifting to cashless tolls; Delaware Water Gap (I-80) Toll Bridge shifting to cashless tolls; Delaware Water Gap (I-80) Toll Bridge's Express E-ZPass lane to close for routine maintenance May 6; daytime lane closures scheduled for New Hope-Lambertville Toll Bridge repairs May 5-9; daytime lane closures scheduled for I-78 Toll Bridge inspections May 5-9; proposed Septa cuts will impact drivers and transit riders in Bucks and Montgomery counties; Narrow Focus: A history of the 120-year-old Washington Crossing Bridge; Commission should assess impact of bridge lighting on birds (local Audubon Society chapter executive director letter/essay to Bucks County Herald.) Social media: TMA Bucks Twitter – masonry repair work at NH-L (Route 202) Toll Bridge; New Jersey Youth Corps YouTube clip of Commission bridges blue-gold colored bridge lights;

WEBSITE:

Worked with Myron Mariano of website consultant Stokes Creative Group to establish individual popup mechanisms for the various bridge lighting webpages in the website's content management system (CMS) – a streamlining request of Jodee Inscho to manage monthly popup posts for each individual bridge lighting page; uploaded and posted the Contract Compliance reports for January, February, and March; posted 16 different website travel alerts in May; reviewed and posted May Commission meeting notice; inserted Teams meeting link, teleconferencing info, and meeting agenda onto the Public Access-Commission Meetings webpage for the May 19 Commission meeting; posted various travel alerts, scroll travel warnings, and pop-up messages; added April Contract Compliance report to website; changed name of Annual Inspections webpage to Bridge Inspections (inspections are conducted biennially at each respective bridge).

- **COMMUNITY AFFAIRS** (Please refer to Community Affairs report):
Expanded Jodee Inscho's access level in website's CMS; referred call regarding Frenchtown Bridge access for this August's annual Walking Pilgrimage from Great Meadows, N.J. to the National Shrine of Our Lady of Czestoshowa in Doylestown, PA. (via the Uhlerstown-Frenchtown Bridge; edited handout card for walkway replacement work at Washington Crossing Bridge.

INTERNAL/EXTERNAL COMMUNICATIONS

- Recorded a total of 20,768 sessions (visits) to Commission's website – www.drjtbc.org – during May 2025. That's an increase over the 19,189 recorded in April (one fewer day) and the 14,834. Most visited webpages during May were TOLL BY PLATE, Current Toll Rates, truck permit applications, and Toll Violations.
- Drafted and issued two press releases/media advisories in May: Reelection of Commission officers and start of Washington Crossing Bridge walkway replacement work. (Also posted 16 separate website travel alerts during May, many generating media coverage.
- Drafted Bucks County Herald advertisement content for May lighting programs at the New Hope-Lambertville Toll Supported Bridge; final advertisement designed and placed by Alex Styer of media-consultant Bellevue Communications Group.
- Provided photographs and other materials regarding the historic 1955 Delaware River flood to Rivertowns Magazine editor Chris Hann.
- Attended Central Jersey Transportation Forum meeting in Somerset County, N.J.

DELAWARE RIVER JOINT TOLL BRIDGE COMMISSION

Meeting of June 30, 2025

- Called public safety and bridge security attention to speeding watercraft in vicinity of Scudder Falls Toll Bridge; informed that various rescue squads practice drills near the bridge on a semi-regular basis.
- Discussed potential stormwater response webpage; requested legal citation from engineering department.
- Attended online presentation on New Hope-Lambertville Bridge's January pin replacement as given by project team and Commission personnel to a local chapter of the American Society of Highway Engineers (ASHE).
- Reviewed submitted New Hope-Lambertville Bridge rededication ceremony video; provided edits and additional content to Bellevue Communications.
- Responded to Morris County, N.J. writer Michael Daigle (DoverNow) regarding traffic data at Delaware Water Gap Toll Bridge and I-78 Toll Bridge and possible impacts from old mine subsidence issues ("sinkholes") along I-80 in North Jersey; provided Daigle with roadmap of available Commission data, but told him that he would have to do his own analysis.
- Provided select New Hope-Lambertville project photographs to Assistant Chief Engineer Steve Burke for printability review.
- Responded to Director of Toll Michele Gara regarding peeling AET toll booth treatments at the Portland-Columbia Toll Bridge.
- Reviewed draft TransCore press release regarding DRJTBC conversions to cashless all-electronic tolling and submitted recommended changes to Chip Straccioli of the engineering department.
- Requested resubmittal of Bellevue invoices that inadvertently misclassified some New Hope-Hope-Lambertville Bridge rededication ceremony outlays as capital program expenditures; Alex Styer alerted to the issue and he said corrected invoices will be submitted.
- Attended Mercer in Motion transportation conference at Mercer County Community College.
- Responded to Bucks County preservationist Jeff Marshall inquiry regarding the Washington Crossing Bridge Alternatives Analysis and instructed him to communicate directly with individuals conducting that National Environmental Policy Act-guided process.
- Alerted Chief Engineer Kevin Skeels to invasive nesting activities of undesirable bird species (starlings and English sparrows) at the Scudder Falls Administrative Building.

DELAWARE RIVER JOINT TOLL BRIDGE COMMISSION

Meeting of June 30, 2025

**OPERATIONS INDEX
FOR
COMMUNITY AFFAIRS**

SUBJECT	DESCRIPTION	PAGE NUMBER
Community Affairs	Status Report Month of May 2025	1-2

Community Affairs Report May 2025

The following Community Affairs activities took place in May of 2025

New Hope-Lambertville Toll Supported Bridge Rehabilitation Project

Received a couple of questions regarding static shock from the walkway and concerns regarding the temperature of the new walkway panel surface relative to pet dogs. Responded with input from project team.

Uhlerstown-Frenchtown Toll-Supported Bridge Rehabilitation

Attended bi-weekly project meetings. Received request from Frenchtown Police to move one of the detour signs that is interfering with a radar/speed sign. Sign was moved. Reached out to Mayor Myhre to assist in having borough engineer review and respond to street opening request for gas line installation.

Use of Facilities

Assisted Lambertville Chamber with request and logistics for their annual New Hope-Lambertville Pride parade. No issues or concerns during the parade and weekend festivities.

Centre-Bridge Stockton vehicle damage

Received call from motorist claiming damage to vehicle from a truck being diverted from the Centre Bridge-Stockton Bridge. He is requesting video footage, explained that can only be released to police. He is having difficulty filing necessary report. Referred to Insurance and Compliance Coordinator Rich Evans, and he handled the situation.

Bridge lighting

Worked with Justin Bowers on continue to work through glitches and learning curve on the new architectural-lighting-system programming at the New Hope-Lambertville Toll-Supported Bridge. Updated webpage with monthly show schedule.

Shows in May included Mother's Day and Memorial Day holidays, Relay for Life, Nurses Week, NJ Youth Corps and brain cancer, mental health, neurofibromatosis and ALSP awareness, NH-L Pride parade, Lafayette College commencement and several local community events. Shows scheduled for June include Pride, Father's Day, Tourette's Awareness, local high school graduations and Juneteenth.

There has been a resurgence of interest in the lights at the Northampton Street Toll-Supported Bridge (a.k.a. the Easton-Phillipsburg "free bridge), probably due to several photographers who post regularly on local Facebook pages. Photos grabbed off Facebook pages are attached.

Comments on the bridge lighting photos include:

"It was genius to put the lights on the bridge."

"The most beautiful bridge in the Valley for sure."

"The bridge lights are such a gift to the city. It really makes a difference."

DELAWARE RIVER JOINT TOLL BRIDGE COMMISSION

Meeting June 30, 2025

“Whoever is responsible for coordinating the bridge light colors does an amazing job. I love to see so many important dates highlighted.”

“Absolutely stunning. I love seeing pics of the bridge lit with different colors.”

Rt. 32/ Calhoun Street Bridge traffic signal

Received several more calls from motorists reporting that the traffic signal on PA Route 32 at the Calhoun Street Bridge seems to be malfunctioning, causing extended wait times. Spoke to Patrick McCourt, traffic signal manager for PennDOT District 6. He said that PennDOT approves the signal timing, but Morrisville Borough is responsible for maintenance of the device. He said he knows the company that performs the maintenance and he will reach out to them and the borough.

Trenton City Council, Route 1 Concern

Trenton City Councilwoman Williams stopped by the Scudder Falls office to discuss graffiti along Route 1 and asked if we could take care of it. Before forwarding to Maintenance, I drove through the area and did not see any graffiti from the start of Commission property to the bridge. There is some on the Amtrak wall on the northbound side. Mike Schermerhorn said they had cleaned up a lot of garbage in the area and painted over some graffiti about a month ago. I relayed this information to Ms. Williams and said to let us know if there is any graffiti on Commission property that we missed, as the maintenance staff is very responsive to these types of concerns.


Various Community Affairs activities

Handled a wide assortment of Community Affairs tasks during the month, including:

- Worked with I-78 Maintenance to produce signage for E-ZPass/TOLL BY PLATE Customer Service centers
- Attended Workplace Harassment training
- Attended Workplace Safety meeting at Langhorne Maintenance facility
- Handled concern from Phillipsburg business owner regarding closure of eastbound traffic on Northampton Street Bridge for an event in Easton
- Handled concerns from Riverton property owners neighboring the Riverton-Belvidere Toll-Supported Bridge regarding site restoration from recent wall reconstruction
- Produced public information postcards for replacement of some walkway boards at Washington Crossing, provided to Bridge Monitors should anyone ask about the work
- Assisted the Communications Department by proofreading various news releases and communications, and editing/enhancing various images

(Northampton Street Bridge lighting photos grabbed from local Facebook pages are attached on following page)

DELAWARE RIVER JOINT TOLL BRIDGE COMMISSION
Meeting June 30, 2025



DELAWARE RIVER JOINT TOLL BRIDGE COMMISSION

Meeting of June 30, 2025

ENGINEERING

The following Pages reflect the reports on those items assigned to the Engineering Department. Each item is reported separately and page numbered accordingly.

DELAWARE RIVER JOINT TOLL BRIDGE COMMISSION

Meeting of June 30, 2025 PROJECT STATUS REPORT

FACILITY	PM/PAM	CONTRACT DESCRIPTION	PAGE NO.
Trenton-Morrisville Toll Bridge/Langhorne	RJZ/KMS	Southern Operations & Maintenance Facilities Improvements <ul style="list-style-type: none"> Design, C-519A CM/CI Services, CM-519A Construction, T-519A 	1
	CAS/KMS	TM TB Route 1 & Pennsylvania Avenue Interchange Alternatives Refinements <ul style="list-style-type: none"> Concept Development, TOA No. C-788A-7 	2
	EVO/SJB	TM TB Miscellaneous Substructure Spall Repairs <ul style="list-style-type: none"> Design, C-788A-3 	3
Lower Trenton Toll-Supported Bridge	SJB/KMS	Lower Trenton TSB Truck Warning System (Pilot) & NJ Bridge Monitor Shelter <ul style="list-style-type: none"> Final Design, TOA No. C-771A-7 	3
Calhoun Street Toll-Supported Bridge	VMF/HDH/MEM	Decorative Knee Brace Replacement <ul style="list-style-type: none"> Design, TOA No. C-788A-2 Construction, JOC No. T/TS-787A-005 	4
Scudder Falls Toll Bridge	SJB/KMS	Scudder Falls Bridge Replacement Project <ul style="list-style-type: none"> Final Design, C-660A Construction, T-668A 	5
	SJB/KMS	DMC Services for T-668A Construction of the SFB Project <ul style="list-style-type: none"> Oversight of Final Design, TOA No. C-502A-1M 	6
	EVO/SJB	Scudder Falls TB Bridge Deck Sealing & Shared-Use Path PPC Overlay Improvements <ul style="list-style-type: none"> Design, TOA No. C-759A-5 	7
Washington Crossing Toll-Supported Bridge	WMC/KMS	Washington Crossing Bridge Replacement <ul style="list-style-type: none"> Preliminary Engineering /Environmental Documentation, C-697A 	8
	VMF/SJB	PA Oversized Vehicle Protection Structure Evaluation & Design <ul style="list-style-type: none"> Design, TOA No. C-769A-5 Construction, JOC No. T/TS-785A-003 	8
New Hope-Lambertville Toll-Supported Bridge	MEM/SJB	NH-L TSB Rehabilitation <ul style="list-style-type: none"> Design, C-694A CM/CI Services, CM-694A Construction, TS-694A 	9
New Hope-Lambertville Toll Bridge	MEM/KMS	NH-L TB Stone Veneer Replacement <ul style="list-style-type: none"> Design, TOA No.C-704A-2 	10
	VMF/MEM	<ul style="list-style-type: none"> CI Services, TOA No. C-772A-3 Construction, JOC No. T/TS-735A-013 	11
	CAS/KMS	NH-L TB All Electronic Tolling (AET) Conversion Design <ul style="list-style-type: none"> Design, C-754A 	12
	VMF/CAS	<ul style="list-style-type: none"> CM/CI, Services, CM-754A Construction, T-754A 	12
	MEM/SJB	NH-L TB Pennsylvania Abutment Backwall Reconstruction <ul style="list-style-type: none"> Design, TOA C-769A-3 	13

Facilities are listed South to North

The first set of initials indicate the Project Manager and the second set of initial indicate the Program Manager

Project Manager Legend

WMC – M. Cane
 HDH – D. Hettema
 JRB – J. Bowers
 HMS – H. Sewekow
 CLR – C. Rood
 VMF-Vincent Fischer
 EVO – E. Van-Otoo

Program Manager Legend

KMS – K. Skeels
 SJB – S. Burke
 MEM – M. McCandless
 CAS – C. Stracciolini
 RJZ – R. Zakharia

DELAWARE RIVER JOINT TOLL BRIDGE COMMISSION

Meeting of June 30, 2025 PROJECT STATUS REPORT

FACILITY	PM/PAM	CONTRACT DESCRIPTION	PAGE NO.
Centre Bridge-Stockton Toll-Supported Bridge	HDH/MEM	CB-S TSB Bearing and Bridge Seat Rehabilitation <ul style="list-style-type: none"> Design, TOA No. C-769A-2 	14
Lumberville-Raven Rock Toll-Supported Bridge	JRB/SJB	L-RR TSPB Concept Design for Architectural Lighting & Electronic Surveillance/Detection System Installation <ul style="list-style-type: none"> Concept Design, TOA No. C-771A-4 	15
Uhrerstown-Frenchtown Toll-Supported Bridge	MEM/KMS	Uhrerstown-Frenchtown TSB Rehabilitation <ul style="list-style-type: none"> Design, C-642A CM/CI Services, CM-642A Construction, TS-642A 	16
Interstate-78 Toll Bridge	WMC/SJB	I-78 TB Joint Rehabilitation & Miscellaneous Work <ul style="list-style-type: none"> Design and Construction Inspection, TOA No. C-769A-4 	17
	CLR/SJB	I-78 NJ Roadway Rehab and Power & Communication Infrastructure Upgrades <ul style="list-style-type: none"> Design, C-766A Construction Management/Construction Inspection, CM-766A Construction, T-766A 	17
Easton-Phillipsburg Toll Bridge	HMS/MEM	E-P TB Broad Street Viaduct Sidewalk Replacement <ul style="list-style-type: none"> Design, C-789A-1 	19
Portland-Columbia Toll Bridge	HDH/MEM	NJ Route 46 Overpass Fascia Girder Repairs Inspection & Design <ul style="list-style-type: none"> Design, TOA No. C-788A-8 	19
Delaware Water Gap Toll Bridge	CLR/RJZ	DWG Space Utilization Program Study including New Salt Storage and Equipment Storage Buildings <ul style="list-style-type: none"> Design, TOA No. C-771A-8 	20
Milford-Montague Toll Bridge	HDH/MEM	Structural Analysis and Repairs <ul style="list-style-type: none"> Design, TOA No. C-788A-4 	21
Multiple Facilities and/or Commission-Wide	SJB/KMS	Capital Program Management Consultant (CPMC) & Design Management Consultant (DMC) Services for the I-95/Scudder Falls Bridge Improvement Project <ul style="list-style-type: none"> CPMC Services 2024 through 2028, C-502A-1N 	22
	HDH/SJB	Underwater Substructure Improvements Design – All Regions <ul style="list-style-type: none"> Design, C-782A Constructability Review, TOA No. C-788A-6 	22
	HDH/MEM	Bridge Inspection Platform Layout and Design Toll-Supported Bridges <ul style="list-style-type: none"> Design, TOA No. C-788A-5 	24
	EVO/MEM	Exigent Substructure Masonry Rehabilitation <ul style="list-style-type: none"> TS-694B- Lumberville Raven Rock TSB TS-694C- Calhoun Street TSB TS-694D- Washington Crossing TSB TS-694E- Riverton- Belvidere TSB 	24
	WMC/KMS	Bridge Monitor Shelter Enhancements Program Development <ul style="list-style-type: none"> TOA No. C-771A-1 	25

Facilities are listed South to North

The first set of initials indicate the Project Manager and the second set of initial indicate the Program Manager

Project Manager Legend

WMC – M. Cane	CLR – C. Rood
HDH – D. Hettema	VMF-Vincent Fischer
JRB – J. Bowers	EVO – E. Van-Otoo
HMS – H. Sewekow	

Program Manager Legend

MEM – M. McCandless	CAS – C. Stracciolini
	RJZ – R. Zakharia

DELAWARE RIVER JOINT TOLL BRIDGE COMMISSION

Meeting of June 30, 2025 PROJECT STATUS REPORT

FACILITY	PM/PAM	CONTRACT DESCRIPTION	PAGE NO.
	WMC/KMS	Electronic Surveillance/Detection System <ul style="list-style-type: none"> Network Video Management System (NVMS) Integrator Services, DB-768A 	25
	CAS/KMS	Electronic Toll Collection <ul style="list-style-type: none"> Customer Service Center/Violation Processing Center Project, DB-584A 	25
	CAS/KMS	Electronic Toll Collection System Replacement <ul style="list-style-type: none"> Design, Build, and Maintain, DB-540A 	26
	WMC/KMS	Job Ordering Contracting Services <ul style="list-style-type: none"> Program Manager, C-727A T/TS-784A, JOC For Bridge, Highway and Civil Work-North Region T/TS-785A, JOC For Bridge, Highway and Civil Work-South Region T/TS-786A, JOC Services for Building and Facility Work-North Region T/TS-787A, JOC Services for Building and Facility Work - South Region 	27
	HDH/MEM	General Engineering Consultant <ul style="list-style-type: none"> 2023-2024 Annual Inspections, C-757A 	28
	JRB/SJB	Toll Plaza Restriping – All Regions <ul style="list-style-type: none"> TOA No. C-760A-6 	29
	CAS/KMS	Traffic Engineering Consultant- 2021-2022/ 2023- 2024 Annual Reports <ul style="list-style-type: none"> TOA No. C-761A 	29
	JRB/CAS	Traffic Count Program Upgrade <ul style="list-style-type: none"> DR-550A 	30
	CAS/KMS	Electronic Toll Collection/Tolling-Task Order Consultant <ul style="list-style-type: none"> E6 MPR Testing, TOA No. C-770A-2 	31
	CAS/KMS	Soft AET Program Management and Roadway Sign Replacement Phase 2 Design, TOA No. C-770A-3	31
	CAS/KMS	In-Lane All Electronic Toll Collection System Design, Build and Maintain <ul style="list-style-type: none"> Design, Build and Maintain, DB-792A 	32

Facilities are listed South to North

The first set of initials indicate the Project Manager and the second set of initial indicate the Program Manager

Project Manager Legend

WMC – M. Cane	CLR – C. Rood
HDH – D. Hettema	VMF-Vincent Fischer
JRB – J. Bowers	EVO – E. Van-Otoo
HMS – H. Sewekow	

Program Manager Legend

KMS – K. Skeels	MEM – M. McCandless
SJB – S. Burke	CAS – C. Stracciolini
	RJZ – R. Zakharia

DELAWARE RIVER JOINT TOLL BRIDGE COMMISSION

**June 30, 2025
PROJECT STATUS REPORT**

TRENTON- MORRISVILLE TOLL BRIDGE/LANGHORNE

**SOUTHERN OPERATIONS & MAINTENANCE FACILITIES
IMPROVEMENTS**

Preliminary, Final & Post Design Services
Contract No. C-519A
(RJZ/KMS)

This contract is for Preliminary, Final and Post-Design Services for space utilization improvements at New Hope Lambertville Toll Bridge Executive Headquarters and the demolition and reconstruction of the Trenton Morrisville Toll Bridge Administration Building as identified under a Task Order Assignment for Space Utilization Program and Concept Study.

In accordance with the Commission's February 26, 2018, Regular Monthly Commission Meeting, this Contract was awarded to Gannett Fleming, Architects Inc. (GF). Accordingly, a Notice of Award and Limited Notice to Proceed was issued to GF effective February 27, 2018.

Currently GF is providing post-Design services for Contract T-519A by attending all project meetings, responding to requests for information, reviewing submittals, assisting in resolving conflicts in the field and clarifying the contract documents.

Construction Management/Construction Inspection Services
Contract No. CM-519A
(RJZ/KMS)

This contract is for Construction Management (CM) and Construction Inspection (CI) Services in connection with the demolition and new construction of the Southern Operations and Maintenance Facilities Improvements Project. Joseph Jingoli & Son, Inc. (JJS) was issued Notice of Award and Limited Notice to Proceed effective January 26, 2021.

JJS is currently conducting bi-weekly progress meetings along with processing Architectural Supplementary Instructions, Contractor's Submittals and Request for Information as part of providing construction management services.

Construction
Contract No. T-519A
(RJZ/KMS)

Contract T-519A is a multi-phase, 4-year primary construction contract for the demolition and new construction of the Southern Operations and Maintenance Facilities Improvements Project. It was awarded to Bracy Construction, Inc. at the Commission Regular Monthly Meeting of June 28, 2021. Notice of Award and Limited Notice to Proceed was issued to the Contractor on June 29, 2021; Notice to Proceed was made effective July 27, 2021 and a Pre-Construction Meeting was conducted on July 29, 2021.

DELAWARE RIVER JOINT TOLL BRIDGE COMMISSION

June 30, 2025

PROJECT STATUS REPORT

At the **Trenton Morrisville** site, at the new administration building, Commission staff continue to occupy a temporary office trailer set at the Toll Plaza level since relocated on May 19, 2023. Contractor completed exterior wall waterproofing and brick façade installation. Exterior metal architectural panels and roof coping continued through the reporting period with the onset of favorable weather. Interior work progressed consisting of ceiling grid, elevator installation, windows and storefronts, interior partition walls sheet rock and painting, rough-in for Mechanical, Electrical and Plumbing activities. Flooring and interior finishes activities are in progress. Site work continued including removal of five (5) underground storage tanks, demolition of reconstruction of the existing courtyard, as well as new curbs and sidewalks installation throughout the site. Punch-list at the DMARC building continues and Training for the site emergency Generator was provided.

At the new maintenance garage location, the contractor completed footers, steel erection and metal roof deck, under-slab utilities' rough-in and storm water installation. Concrete slab on grade was poured, perimeter wall installation and interior wall partition is complete, and the contractor is currently installing radiant floor piping and rough-in Mechanical, Electrical and Plumbing throughout the building. Contractor completed the split face masonry block and architectural metal panels façade, and continued with metal coping, fascia, roofing, and overhead door installation activities. Interior and exterior door installation, painting, flooring and finishes activities are in progress.

At the **Langhorne site**, punch-list work and commissioning efforts continued along with Close-Out of final construction details throughout the reporting period.

TRENTON-MORRISVILLE TOLL BRIDGE ROUTE 1 & PENNSYLVANIA AVENUE INTERCHANGE ALTERNATIVES REFINEMENTS

Concept Development

Task Order Assignment No. C-788A-7
(CAS/ KMS)

Under previous Task Order Assignment C-769A Trenton-Morrisville Toll Bridge Route1/Pennsylvania Avenue Interchange Improvements Study, Traffic Planning & Design. Inc. (TPD) prepared several alternatives for a new intersection just north of Route 1 along Pennsylvania Avenue. These alternatives were prepared in support of the closing of the access and egress ramps from Route 1 west of Pennsylvania Avenue. This deletion of these two (2) ramps is necessary to address safety issues that will be exacerbated by higher prevailing highway speeds after the Phase 4 hard conversion of the TM TB Toll Plaza. Alternatives were presented to PennDOT, who selected the alternatives to be refined by TPD.

Under this Task Order Assignment, C-788A-7, TPD prepared refinements to two (2) alternatives for the Trenton-Morrisville Toll Bridge & Pennsylvania Avenue Interchange that included consideration of a truck turn around area. A Diagnostic Team that includes the Commission, Morrisville Borough, Conrail, PennDOT and the Public Utility Commission was facilitated by TPD for all stakeholders to provide input and relay concerns and technical details to

DELAWARE RIVER JOINT TOLL BRIDGE COMMISSION

June 30, 2025

PROJECT STATUS REPORT

determine potential improvements of the railroad grade crossing and traffic signals prior to the beginning of design.

A follow-up meeting with PennDOT was facilitated and PennDOT agreed that the inclusion of a truck turn around should no longer be included for further consideration. TPD submitted a draft report that includes the additional interchange refinements and results of the various meetings. Commission staff reviewed the draft report and provided comments to TPD. TPD addressed the comments and submitted a revised report.

TPD submitted all working files and upon payment of the final invoice, we will closeout this Task Order Assignment.

TRENTON - MORRISVILLE TB MISCELLANEOUS SUBSTRUCTURE SPALL REPAIRS

Design

Contract No. C-788A-3
(EVO/SJB)

This Task Order Assignment (TOA) with Traffic Planning and Design, Inc. (TPD) is for professional consultant design services, encompassing project management and coordination, verification of facility condition assessment, preliminary and final design of plans, specifications, construction schedule, engineer's estimate, and post-design services for the Trenton-Morrisville Toll Bridge Miscellaneous Substructure Spall Repairs. The not-to-exceed amount for this TOA is \$129,794.95. The contract also includes an item for chloride testing of the Ramp I & Ramp Y bridge over Bridge Street due to the extensive delamination in the northerly pier cap, as well as the repair of spalls with exposed prestressed strands at the ends of beams and superstructure members.

The TPD contract was fully executed on April 24, 2025, and the Notice to Proceed was effective on April 28, 2025. A project Kick-off meeting was held on May 2, 2025. Field inspections and testing along with the first progress meeting are scheduled for June 6, 2025.

LOWER TRENTON TOLL – SUPPORTED BRIDGE

LOWER TRENTON TSB TRUCK WARNING SYSTEM (PILOT) and NJ BRIDGE MONITOR SHELTER

Final Design

Task Order Assignment No. C-771A-7
(SJB/KMS)

Under Task Order Assignment No. C-771A-2 French & Parrello Associates provided conceptual design services for the development of a new pilot over height vehicle detection system for the New Jersey approach to the Lower Trenton TSB. The work of that assignment was completed with acceptance of the final Concept Report dated March 6, 2024.

DELAWARE RIVER JOINT TOLL BRIDGE COMMISSION

June 30, 2025

PROJECT STATUS REPORT

This project includes the design and eventual construction of a Bridge Monitor Shelter on the New Jersey approach to the Lower Trenton Toll-Supported Bridge. Conceptual layouts of the proposed Shelter have been created in conjunction with the over height detection system layout. The concepts include the need to establish construction and property easements with the City of Trenton.

On May 14, 2024, the Commission provided French & Parrello Associated with Notice-to-Proceed for final design services for the development of a new over height vehicle detection system for the New Jersey approach to the Lower Trenton TSB. A project kickoff meeting was held on May 21, 2024. In June, FPA performed field inspections, utility verifications and submitted a Traffic Signal Removal Study Report. On August 9, 2024 FPA submitted their pre-final design submission. Comments were provided by DRJTBC on August 26, 2024. On September 4, 2024, Commission personnel met with City of Trenton personnel to discuss temporary construction and permanent property easements needed for this project. On September 20, 2024, FPA submitted their final design submission. On October 18, 2024, Commission Engineering and PSBS staff met with FPA to discuss the need to assure the specified LiDAR system can be directly integrated into our Genetec video management server. FPA is now having direct discussions with Genetec and the specified LiDAR vendor to confirm or modify the final design.

On November 18, 2024, FPA submitted final plans. On November 22, 2024 this project was assigned to a JOC Contractor, Mount Construction, for pricing and construction in 2025 under contract No. T/TS-785A-004. On December 4, 2024, FPA attended an on-site Joint Scope of Work Meeting with the anticipated JOC Contractor to begin scoping and pricing efforts.

On January 3, 2025, DRJTBC attorneys completed an appraisal for the two City of Trenton properties that are needed for temporary construction and permanent easements for the project.

The JOC cost proposal from Mount Construction was received on April 16, 2025 and is presently under review. On May 6, 2025, comments from the JOC cost proposal were transmitted back to Mount Construction and a cost proposal review meeting was held on May 9, 2025 with all parties. Mount is working on submission of a revised cost proposal.

CALHOUN STREET TOLL – SUPPORTED BRIDGE

DECORATIVE KNEE BRACE REPLACEMENT

Design

Task Order Assignment Contract No.C-788A-2
(HDH/MEM)

On December 14, 2023, a Tractor Trailer crossed the CSTSB from Pennsylvania to New Jersey, and damaged five (5) end portal decorative brackets along the downstream truss.

DELAWARE RIVER JOINT TOLL BRIDGE COMMISSION

June 30, 2025

PROJECT STATUS REPORT

Traffic Planning and Design, Inc. (TPD) was provided with Notice to Proceed on February 27th, 2024 to design the removal and replacement of five (5) damaged ornamental cast iron portal frame brackets over the eastbound travel lane. These brackets are non-structural in nature, and the new portal frames will be replicas of the original ornamental cast iron brackets. It is anticipated that the new brackets will be cast from a mold made from an existing bracket, and part of TPD's task is finding foundries that can mold and produce the castings required.

TPD provided post-award construction phase services during the reporting period for Job Order Construction Contract T/TS-787A-005, by AP Construction.

Construction
Job Order Contract No. T/TS-787A-005
(VMF/HDH)

This Job Order Contract for an amount not-to-exceed \$171,495.80 is to remove and replace five (5) end portal decorative knee braces that were damaged by a tractor trailer that crossed the bridge on December 14, 2023.

The project was issued to Job Order Contractor, A.P. Construction with Notice to Proceed issued April 7, 2025. A preconstruction meeting was held on April 2, 2025, and work began to remove the damaged knee braces on April 9, 2025. The five damaged knee braces were removed by April 16, 2025, and the five unpainted areas of the bridge portal structure were tool cleaned and painted with a prime and finish coat of paint by April 22, 2025. The least damaged knee brace was shipped to Architectural Iron Company of Milford PA on April 23, 2025 to be replicated for five new replacement knee braces. There is a 34 to 38-week lead time for the fabrication of the new knee braces. A mold is being made for the new knee braces, which is scheduled to be ready for inspection within 18 – 20 weeks from the April 23, 2025 delivery date.

SCUDDER FALLS TOLL BRIDGE

SCUDDER FALLS BRIDGE REPLACEMENT PROJECT

Final Design
Contract No. C-660A
(SJB/KMS)

During the reporting period Michael Baker Jr., Incorporated (Baker) of Hamilton New Jersey continued to provide design input on the under-bridge inspection rail issue.

Construction
Contract No. T-668A
(SJB/KMS)

The remaining open permit-related issue is that the Bucks County Soil Conservation District Office has not yet signed-off on closeout of the National Pollutant Discharge Elimination

DELAWARE RIVER JOINT TOLL BRIDGE COMMISSION

June 30, 2025

PROJECT STATUS REPORT

System (NPDES) and Erosion and Sediment Control (E&S) permits. Sufficient grass growth within the project corridor has yet to be established, and minor areas of re-seeding took place during the reporting period. Since sufficient grass establishment has not yet been achieved in all areas of the project, a final inspection with the BCCD will be scheduled after the next grass-growing period in the Spring of 2025.

DESIGN MANAGEMENT CONSULTANT SERVICES

T-668A CONSTRUCTION

Oversight of Final Design

Task Order Assignment No. C-502A-1M

(SJB/KMS)

AECOM has provided DMC services throughout the construction of the Scudder Falls Bridge Replacement Project, Contract T-668A under Task Order Assignment C-502A-2I. The remaining unexpended funds in Task Order Assignment C-502A-2I have been transferred over to Task Order Assignment C-502A-1M and Task Order Assignment C-502A-2I has been closed out. Remaining DMC services on the Scudder Falls Project will be completed under the C-502A-1M Task order Assignment.

The remaining DMC Services include support to the Commission in the following and assistance with various project close-out activities:

Environmental Permitting – A final inspection will be performed by the Bucks County Soil Conservation District (BCSCD) in the Spring of 2025 in order to obtain final acceptance of all BCSCD Permitting work. Once BCSCD final acceptance is received, Permit Completion Forms will then be sent to the BCSCD, PADEP and the USACE. This will close-out all outstanding permitting work associated with the project other than the continued five-year monitoring period for the PA Wetlands Mitigation Site.

Environmental Monitoring Services – Continuous services were provided throughout construction to meet project permit requirements. Year 2 monitoring activities for the PA Wetlands Mitigation Site, by ACT Engineers will continue through 2028. This includes monthly monitoring well readings of the groundwater levels within the wetlands site. Wetlands Monitoring Report #4 was submitted to US Army Corps of Engineers for their review on December 19, 2024.

Right of Way Transfers – Working with Commission staff and attorneys to transfer certain property and easements to NJDOT, PennDOT and Lower Makefield Township. These properties and easements were acquired by DRJTBC to construct the project but are located within jurisdiction of these other agencies or municipalities.

Contracts C-660A and T-668A Progress Support - Support of open issues resolution to achieve project acceptance by the Bucks County Soil Conservation District in Pennsylvania.

DMC Services for these remaining efforts occur on a sporadic as-needed basis

DELAWARE RIVER JOINT TOLL BRIDGE COMMISSION

**June 30, 2025
PROJECT STATUS REPORT**

SCUDDER FALLS TOLL BRIDGE FACILITY DECK SEALING & SHARED USE PATH PPC OVERLAY IMPROVEMENTS

**Professional Engineering Services
C-759A-5
(EVO/SJB)**

The Commission has implemented a periodic deck sealing program at specific bridges in order to prolong the useful service life of the bridge decks and to mitigate the need for potential future maintenance. The Commission has engaged Task Order Consultant, NAIK, under the standing professional services task order agreement, to provide design services for the bridge deck sealing of the bridges associated with the Trenton–Morrisville Toll Bridge Facility, the Scudder Fall Toll Bridge Facility and Shared Use Path PPC Overlay Improvements, and the Interstate 78 Toll Bridge Facility.

A contract kick-off meeting was held on October 12, 2022. Field condition assessments were conducted in the first two weeks of November 2022 and have been completed. On December 19, 2022 the Consultant submitted a Condition Assessment and Recommendation Report. At a review meeting on January 10, 2023 the recommendations were accepted, and the Consultant was directed to continue the development of the Pre-Final Plans. On March 14, 2023 the Consultant submitted Pre-Final Design Plans and Specification.

The final design bid documents, addressing all Commission comments to the pre-final design, was received on April 28, 2023. The project to seal decks at all 3 Toll Bridge facility bridge decks (T-764A) was advertised for bids on May 2, 2023. A virtual Bid Opening was held on Thursday June 1, 2023, at 2:00 PM. No bids were received.

NAIK repackaged the bid documents into three individual projects (1. Trenton–Morrisville Toll Bridge Facility; 2. the Scudder Fall Toll Bridge Facility, and 3. the Interstate 78 Toll Bridge Facility) for incorporation into other construction contracts. The TMTB deck sealing was completed as part of Contract T-746A in 2024; the I-78 deck sealing was completed as part of Contract T-766A in 2025; the Scudder Falls project will be completed under a Job Order Contract with Mount Construction Company. Most recently an on-site Joint Scoping meeting was held on June 4, 2025 with personnel from Mount, Naik, Gordian, CMTS and the Commission to review the scope of the project. Mount will now prepare and submit a cost proposal for the project.

DELAWARE RIVER JOINT TOLL BRIDGE COMMISSION

**June 30, 2025
PROJECT STATUS REPORT**

WASHINGTON CROSSING TOLL- SUPPORTED BRIDGE

WASHINGTON CROSSING BRIDGE REPLACEMENT

**PRELIMINARY ENGINEERING AND ENVIRONMENTAL DOCUMENTATION FOR
THE WASHINGTON CROSSING BRIDGE REPLACEMENT**

**Contract No. C-697A
(WMC/KMS)**

At the June 24, 2024 Commissioners Meeting, the Commission awarded Contract No. C-697A, to HDR Engineering, Inc. of Philadelphia, PA. HDR Engineering and their team of sub-consultants are providing preliminary engineering and environmental documentation type services in support of the analysis of improvement alternatives for the Delaware River crossing between Upper Makefield Township, PA and Hopewell Township, NJ.

Throughout the reporting period, work efforts focused on travel demand modeling, base mapping, identifying a lead agency, coordinating storm water management infiltration testing and preparation of rehabilitation alternatives. Other activities included field verification of surveys, public involvement, and utility identification.

**WASHINGTON CROSSING TOLL-SUPPORTED BRIDGE
PENNSYLVANIA OVERSIZE VEHICLE PROTECTION STRUCTURE EVALUATION
& DESIGN**

**Design
Task Order Assignment No. C-769A-5
(VMF/SJB)**

Traffic Planning and Design, Inc. (TPD) is providing Professional Engineering Services for the evaluation and design of the recently damaged Oversize Vehicle Protection Structure (Structure) on the Pennsylvania approach to the Washington Crossing Toll-Supported Bridge.

TPD has performed field views with Engineering staff to assess the situation and has prepared construction documents for the complete replacement of the structure. These construction documents were issued to the Commission's Job Order Contractor, Mount Construction through the Gordian System, on October 21, 2024 to provide a price proposal. A Joint Scope Meeting was held with TPD and Mount Construction at the site on October 25, 2024. Mount Construction's fourth price proposal was submitted and deemed fair and reasonable and recommended for acceptance by TPD. TPD participated in the project Pre-Construction Meeting and is reviewing submittals.

DELAWARE RIVER JOINT TOLL BRIDGE COMMISSION

June 30, 2025 PROJECT STATUS REPORT

Construction
Job Order Contract No. T/TS-785A-003
(VMF/SJB)

This Job Order Contract with Mount Construction is for a not-to-exceed amount of \$134,515.70 is to remove the remaining components of the damaged gantry and install a new steel gantry, with concrete foundations, to support new signage, ESS cameras and conduits, and the relocated crash bar. This contract also includes the replacement of damaged sections of pedestrian railing along the PA approach sidewalk, a new section of concrete sidewalk and minor repointing of the stone walls adjacent to the PA approach roadway.

The project was issued to Job Order Contractor, Mount Construction (Mount) with Notice to Proceed issued May 9, 2025. A preconstruction meeting was held on May 13, 2025 and Mount began providing shop drawing and material submittals in advance of the proposed July 7, 2025 start of construction

NEW HOPE-LAMBERTVILLE TOLL-SUPPORTED BRIDGE

NH-L TSB REHABILITATION

Design
Contract No. C-694A
(MEM/SJB)

At the February 27, 2023 Commissioners Meeting, the Commission awarded Contract No. C-694A, New Hope - Lambertville Toll-Supported Bridge Rehabilitation Design to Greenman-Pedersen, Inc. (GPI) of Lebanon, NJ for an amount not-to-exceed \$1,895,132.27. GPI was provided with Notice of Award and Limited Notice to Proceed on February 28, 2023. GPI was then issued a Full Notice to Proceed on March 22, 2023 with the execution of the Agreement with the Commission.

The construction Contract was awarded at the Commission's November 2023 meeting. This project is in the final stages of construction and GPI will continue to provide post-Award services through the project close-out phase of the project.

Construction Management/Inspection Services
Contract No. CM-694A
(MEM/SJB)

At the November 20, 2023 Commission Meeting, authorization was granted to award the Construction Management/Construction Inspection Services contract (CM-694A) to Urban Engineers, Inc. (Urban) of Philadelphia for the not-to-exceed amount of \$1,209,96.08. Urban Engineers, Inc. of Philadelphia was issued Notice of Award and a Limited Notice to proceed effective November 21, 2023. A project kick-off meeting has held on November 30, 2023. The

DELAWARE RIVER JOINT TOLL BRIDGE COMMISSION

June 30, 2025

PROJECT STATUS REPORT

full Notice to Proceed was issued December 21, 2023 with the execution of the Agreement with the Commission.

The Contractor's on-site mobilization activities commenced on Tuesday January 23, 2025. The Contractor has completed the primary stages of work. The repair and replacement of a deteriorated truss connection pin in span 2 has been completed. During this reporting period, the contractor continues to perform electrical troubleshooting. Urban continues to provide CM/CI services for the project.

Construction
Contract No. TS-694A
(MEM/SJB)

The Construction Contract was Awarded to Anselmi & DeCicco, Inc. (A&D) of Maplewood, NJ for a not-to-exceed amount of \$25,072,471.06 at the Commission's November 2023 Meeting. LNTP provided November 20, 2023 and Full Notice to Proceed on December 20, 2023.

The Phase 1 construction, including the painting of the upstream truss, was completed in June 2024. The Phase 2 Construction for the installation of the temporary pedestrian walkway placed on the bridge deck was completed in July 2024. The Contractor has completed the emergent span 2 repair and replacement of a deteriorated truss connection pin that delayed the completion of stage 3. Painting operations have been completed. The walkway panels have been installed and all the pedestrian handrail sections have been installed. Upper and lower work platforms have been removed. A bridge Rededication Ceremony was held on April 1, 2025 at the Riverside Ballroom in Lambertville, New Jersey. Attendees included the Pennsylvania Secretary of Transportation and the NJDOT Commissioner. The Contractor continues to perform electrical trouble shooting work.

NEW HOPE-LAMBERTVILLE TOLL BRIDGE

NEW HOPE-LAMBERTVILLE TOLL BRIDGE STONE VENEER REPLACEMENT

Design
Task Order Assignment No. C-704A-2
(MEM/KMS)

At the end of March 2019, a section of the stone veneer façade at the east abutment of the New Hope – Lambertville Toll Bridge (Route 202) came loose and separated from the structural abutment. Greenman-Pederson, Inc. (GPI) was given the task to investigate the cause and determine a solution for the issue. The consultant was given Notice to Proceed on 4/29/2019. The consultant went out in the field on 5/15 and 5/16/19 to access the condition of the stone veneer at both abutments of the NH-L Toll Bridge. A preliminary report was received June 7, 2019. The report was finalized 7/15/2019. Preliminary design/repair documents were received 8/9/2019 and reviewed by 8/23/19. Final design documents were received electronically on 9/13/2019.

DELAWARE RIVER JOINT TOLL BRIDGE COMMISSION

June 30, 2025

PROJECT STATUS REPORT

Maintenance forces have improved the fencing around the deteriorated section at the NJ abutment facade.

The initial and revised construction costs prepared by one of the Commission's Job Order Contractors, RCC Builders & Developers (RCC) were both excessive. Therefore, the design documents have been provided to our Job Order Contractor, Mount Construction, to provide a construction cost for this work.

The project was repackaged and issued to our other Job Order Contractor, Mount Construction. After performing a field view with Commission staff, Mount Construction developed a cost estimate for review. The Job Order Contract with Mount Construction was executed on 7/25/2024. New granite panels were delivered to the site and installed. Additional panels were ordered to complete the last row of the installation. The additional panels have been received and installed. The Contractor is in the process of demobilizing, including grading and seeding. GPI continues to provide construction support services for this work.

Construction Inspection Services
Task Order Agreement No. C-772A-3
(VMF/MEM)

This Task Order Assignment is for providing Construction Inspection services for the New Hope-Lambertville Toll Bridge Stone Veneer Replacement. KS Engineers, P.C. (KSE) was provided with their Notice to Proceed effective June 4, 2024. KSE has provided a full-time Construction Inspector for the duration of the construction.

Construction
Job Order Contract No. TTS-735A-013
(VMF/MEM)

This Job Order Contract for an amount not-to-exceed \$347,793.77 is to reinstall the missing stone veneer at the north end of the east (NJ) abutment, to install anchors in areas identified as potentially unstable, and perform various other maintenance repairs to prevent future deterioration of the stone veneer at both east (NJ) and west (PA) abutments. This contract also includes the removal and storage of the stone veneer from a portion of the north and south abutment walls adjacent to the Pennsylvania abutment backwall to investigate the cause of this backwall rotation toward the bridge.

The project was issued to Job Order Contractor, Mount Construction with Notice to Proceed issued August 7th, 2024. A preconstruction meeting was held on August 14, 2024, and work began on the Pennsylvania abutment walls on August 26, 2024. The Commission's ESS group removed one camera from the PA abutment north wall and removed the wire feed to this camera and two (2) additional cameras near the westbound approach to the toll plaza. These cameras will be rewired and reinstalled in contract T-754A. The stone veneer was removed from

DELAWARE RIVER JOINT TOLL BRIDGE COMMISSION

June 30, 2025

PROJECT STATUS REPORT

the north and south abutment walls exposing a diagonal crack in the abutment backwall, revealing the cause of the backwall rotation. The stone veneer removed from the abutment walls were stored near the PA abutment on Commission property to be reused on these abutment walls after the abutment backwall is replaced in contract T-754A. Mount Construction drilled holes and installed anchor bolts in designated stone veneer block at both the Pennsylvania and New Jersey abutments. Mount also sealed the longitudinal joints at both approaches and performed epoxy crack sealing of various cracks on the approach parapets. Spall repairs were performed on the NJ Abutment. The new granite stone veneer was installed on the NJ abutment with the exception of the final top two courses during the month of March. Mount ordered, received, and installed the two remaining stone veneer courses at the New Jersey abutment on June 1, 2025. Mount was asked to provide a supplemental cost proposal to reposition and attach deteriorated drain trough sections to the backwall of the NJ abutment under the finger dams. Mount was also requested to provide a supplemental cost proposal to delineate their work area near the NJ abutment so the work would not impact the Texas Gas transmission lines.

NH-L TB ALL ELECTRONIC TOLLING (AET) CONVERSION DESIGN

Design
Contract No. C-754A
(CAS/ KMS)

Rummel, Klepper & Kahl, LLP (RK&K) participated in the kickoff meeting, pre-construction meeting and an on-site meeting with PKF for the construction project. During the reporting period RK&K prepared responses to Requests for Information (RFI) from the construction team.

Construction Management/Construction Inspection Services
Contract No. CM-754A
(VMF/CAS)

At the April 28, 2025, Commissioners' Meeting, the Commission awarded Contract No. CM-754A, Construction Management/Construction Inspection Services for the New Hope-Lambertville Toll Bridge All Electronic Tolling (AET) Conversion & PA Abutment Backwall Replacement Project to STV, Incorporated (STV) of Lawrenceville, New Jersey for an amount not-to-exceed of \$2,476,202.84. STV was provided with the Notice of Award and Limited Notice to Proceed effective April 29, 2025. A CM/CI Kick-off Meeting was held on May 2, 2025 and STV was issued their Notice to Proceed on May 15, 2025. STV participated in a transfer-of-Knowledge meeting on May 23, 2025 with the Designer, RK&K and TransCore and conducted the Pre-Construction Meeting with PKF on May 29, 2025.

DELAWARE RIVER JOINT TOLL BRIDGE COMMISSION

June 30, 2025 PROJECT STATUS REPORT

Construction
Contract No. T -754A
(VMF/CAS)

This Contract is the AET Tolling Implementation Plan, Phase 4 hard conversion of the southbound US 202 Pennsylvania toll facility to an open-road, highway speed, All Electronic Tolling (AET) system with a single-full span gantry over a reconstructed roadway that improves the US 202 roadway geometry at the existing toll facility. The project also includes the staged construction of the abutment backwall on the PA side of the New Hope-Lambertville Toll Bridge and the demolition of the existing toll plaza with a new tunnel egress.

At the April 28, 2025 Commissions' Meeting, the Commission awarded Contract No. T-754A, New Hope-Lambertville Toll Bridge All Electronic Tolling (AET) Conversion & PA Abutment Backwall Replacement to PKF-MARK III, Incorporated (PKF) of Newtown, Pennsylvania for an amount not-to-exceed \$11,863,715.00. PKF was provided with Notice of Award and Limited Notice to Proceed effective April 29, 2025. A Scheduling Conference and Pre-Construction Meeting were held on May 2 and May 29, 2025 respectively.

NEW HOPE-LAMBERTVILLE TB - PA ABUTMENT BACKWALL RECONSTRUCTION

Design
Task Order Agreement No. C-769A-3
(MEM/SJB)

During past annual inspections of the New Hope-Lambertville Toll Bridge, findings included the rotation of the Pennsylvania abutment toward the bridge. Monitoring has continued over the past few annual inspections, with slight movement. This movement is to the point that an in-depth inspection needed to take place to prepare the scope of work for rehabilitation of the abutment. Traffic Planning & Design (TPD) under Structural/Civil Task Order Assignment No. C-769A-3, executed October 24, 2024, was tasked with performing the inspection and determining the scope of the necessary action.

Removal of the stone veneer façade on both sides of the abutment exposed a large diagonal crack through the entire length of the abutment backwall. However, it was found that the lower abutment did not rotate and remains in stable condition. The recommendation by TPD, which received Commission concurrence, was to replace the back wall in its entirety. Under modification No. 1 to this Task Order Agreement TPD performed the design of the back wall replacement and prepared the necessary construction documents.

During the progression of design, the Commission decided to combine the Pennsylvania abutment backwall Reconstruction project and the All-Electronic Tolling Phase 4 Hard Conversion construction project into one (1) construction contract. Rummel, Klepper & Kahl, LLP (RK&K) performed the New Hope-Lambertville Toll Bridge AET Conversion design under contract C-

DELAWARE RIVER JOINT TOLL BRIDGE COMMISSION

June 30, 2025

PROJECT STATUS REPORT

754A. TPD and RK&K collaborated to combine the contract documents from each project and issue a single construction contract T-754A, which was advertised for bid on March 13, 2025. Bids were received on April 15 and the contract awarded at the Commission's April 28, 2025 meeting. A Notice of Award / Limited Notice to Proceed was issued to the successful bidder PKF-Mark III, Incorporated of Newtown, Pennsylvania the same day. The Contract was executed and the full Notice to Proceed was issued on June 5, 2025.

TPD performed post-design pre-award services in support of the award of contract T-754A. Along with RK&K, TPD will now perform post-design, post-award services for the execution of the contract.

CENTRE BRIDGE- STOCKTON TOLL-SUPPORTED BRIDGE

CB-S TSB BEARING & BRIDGE SEAT REHABILITATION

Design

Task Order Assignment No. C-769A-2
(HDH/MEM)

During the biannual inspection of the Toll-Supported bridges, the Commission's General Engineering Consultant (GEC) identified several areas that require repair at the Centre Bridge-Stockton Toll- Supported Bridge (CBSTSB). The areas of concern are identified as loose, missing and/or bent anchor bolts at the truss and sidewalk bearings with associated spalls in the bridge seats resulting in loss of bearing area. Additional areas of repair are identified at the deck joints and bridge seats of the single span bridge over the Canal at the west approach of CBSTSB.

Traffic Planning and Design, Inc (TPD) was provided with Notice to Proceed on December 13, 2022, for the design of the repairs. An inspection crew from TPD started an in-depth field inspection the week of January 9, 2023, for the purposes of determining the approach to the design and construction of the repairs. A Preliminary Condition Assessment Report (CAR) on the CBSTB conditions was submitted the end of January 2023.

A Draft CAR for the approach structure to the CBS-TSB bridge (York Road over the PA Canal) was submitted February 14th, 2023 and was reviewed by Engineering. In addition to the CAR, TPD has provided a Load Rating Analysis for this structure. The Preliminary Load Rating was received by the Commission on March 30th, 2023 and has been reviewed. The final Load Rating Report was accepted the end of May 2023.

Preliminary assessment reports for the structure over the canal, and for the main river bridge have been received, reviewed, and accepted. Recommendations from this report will be incorporated into a future project for rehabilitation of the bridge.

Final design documents for the stringer bearing repairs on the main river bridge as well as miscellaneous pier bearing repairs are complete.

DELAWARE RIVER JOINT TOLL BRIDGE COMMISSION

June 30, 2025

PROJECT STATUS REPORT

The final design construction documents have been provided to AP construction who will provide a construction cost under Job Order Contract T/TS-787A-003.

LUMBERVILLE-RAVEN ROCK TOLL-SUPPORTED BRIDGE

L-RR TOLL-SUPPORTED PEDESTRIAN BRIDGE CONCEPT DESIGN FOR ARCHITECTURAL LIGHTING & ELECTRONIC SURVEILLANCE/DETECTION SYSTEM INSTALLATION

Concept Design

Task Order Assignment No. C-771A-4
(JRB/SJB)

Under this Task Order Assignment (TOA) the Consultant, French & Parrello Associates (FPA) with lighting design subconsultant Domingo Gonzales Associates (DGA), is providing professional consulting services to develop concept designs for both an Architectural Lighting System (ALS) and an Electronic Surveillance/Detection System (ESS) on the bridge. These concept designs include investigating the feasibility and practicality of an ALS and an ESS that require minimal equipment located on-site and connect via the Commission's WAN to another facility that would contain any necessary servers or equipment. Due to the lack of both property and buildings, and the picturesque landscape, the Commission would like the systems to be designed to utilize the smallest amount of space possible for back-end equipment located on-site, and any equipment cabinets or other necessary equipment on site should be in a context sensitive containment unit.

A kickoff meeting was held with Commission Staff, representatives of FPA & DGA, via MS Teams on September 27, 2023. A site visit was held on October 5, 2023. Draft concept reports for the ALS and ESS systems were submitted on November 19th. A progress meeting was held on November 22, 2023.

A revised draft concept report was submitted in mid-January and review comments were provided back to FPA/DGA. A progress meeting was held on February 15, 2024. A revised concept report was submitted on February 29, 2024. A meeting was held on March 20 with the Executive Director and several DEDs as well as Public Safety & Bridge Security (PSBS). FPA working with DGA, submitted a revised Draft Concept Report dated May 1, 2024 to incorporate feedback from the ED, PSBS, and Engineering staff.

This assignment for the Concept Study phase is being closed out. A new Task Order under a new Agreement is being issued for Final Design.

DELAWARE RIVER JOINT TOLL BRIDGE COMMISSION

June 30, 2025
PROJECT STATUS REPORT

UHLERSTOWN-FRENCHTOWN TOLL-SUPPORTED BRIDGE

UHLERSTOWN-FRENCHTOWN TSB REHABILITATION

Design
Contract No. C-642A
(MEM/KMS)

At the January 29, 2024 Commissioners Meeting, the Commission awarded Contract No. C-642A, Uhlerstown - Frenchtown Toll-Supported Bridge Rehabilitation Design to WSP USA, Inc. (WSP) of Exton, PA for an amount not-to-exceed \$1,771,189.56. WSP was provided with Notice of Award and Limited Notice to Proceed on January 29, 2024. A project Kick-Off meeting was held on February 6, 2024. The Agreement was executed and the full Notice to Proceed was issued on February 23, 2024.

WSP submitted Final Design Bid Documents, after which, project TS-642A was advertised for bid on 10/22/2024. Four (4) bids were received by the Commission on 11/26/2024, which were reviewed by the Engineer-of-Record, the Contract Compliance Department and Commission Counsel. All reviewers found the bids to be responsible and in compliance with the Bid Documents.

During this reporting period, WSP provided post-award services for the project, including review of submittals, and providing responses to RFIs.

Construction Management/Inspection Services
Contract CM-642A
(MEM/KMS)

At the December 2024 Meeting, the Commission awarded Contract No. CM-642A, Construction Management/Inspection Services for the Uhlerstown-Frenchtown Toll-Supported Bridge Rehabilitation Project, to Urban Engineers, Inc. of Cherry Hill, NJ (Urban) for a not-to-exceed amount of \$1,587,138.62. Urban was provided with Notice of Award and Limited Notice to Proceed effective December 23, 2024. The full Notice to Proceed was authorized effective March 19, 2025.

During this reporting period, the CM team has been facilitating the processing of contractor submittals and RFIs. The CM/CI field office has been established in Frenchtown, NJ. The team continues to manage and inspect the construction activities.

Construction
Contract No. TS-642A
(MEM/KMS)

At the December 2024 Meeting, the Commission awarded Contract No. TS-642A, Uhlerstown-Frenchtown Toll-Supported Bridge Rehabilitation, to Anselmi & DeCicco, Inc. of

DELAWARE RIVER JOINT TOLL BRIDGE COMMISSION

June 30, 2025

PROJECT STATUS REPORT

Maplewood, NJ (Anselmi) for a not-to-exceed amount of \$22,216,237.00. Anselmi was provided with Notice of Award and Limited Notice to Proceed effective December 23, 2024. The Agreement for this project has been executed and the full Notice to Proceed was issued on January 24, 2025.

The contractor's vendor has started the fabrication for the new replacement sidewalk panels. The contractor's electrical sub-contractor has started preparing conduit layouts for the project. The contractor has been mobilizing equipment and materials to the site. The detour of eastbound traffic commenced on February 20, 2025 and will remain in place for the duration of the project. The installation of upper and lower levels of work platforms has been completed. Blast cleaning of spans 6 through 4 have been completed. The paint containment has been installed in spans 3 and 2 where blasting and painting continues. In addition, the existing sidewalks have been removed from the entire length of the bridge. Pedestrian access across the bridge will remain closed for the duration of the project.

I-78 TOLL BRIDGE

I-78 TB JOINT REHABILITATION & MISCELLANEOUS WORK

Design and Construction Inspection
Task Order Assignment No. C-769A-4
(WMC/SJB)

Traffic Planning & Design, Inc. (TPD) submitted a draft needs assessment report including rehabilitation alternatives for I-78 approach pavement deterioration, I-78 bridge over County Route 519 deck deterioration, and the pavement within the open road tolling (ORT) lanes at the I-78 Toll Bridge. The first two (2) of these items have been completed. TPD provided as-built drawings for the pavement repairs within the ORT lanes performed by Crisdel Group as part of Contract T-766A.

I-78 TB NEW JERSEY ROADWAY REHABILITATION AND POWER & COMMUNICATION INFRASTRUCTURE UPGRADES

Design
Contract No. C-766A
(CLR/SJB)

This Contract is for professional consultant design services to include verification of condition assessment, preliminary and final design, and post-design services for the rehabilitation of the I-78 New Jersey Approach Roadway and reassessment of the preliminary design documents associated with the I-78 Power and Communication Infrastructure Design Services as developed by Arora and Associates, P.C. in October 2022 along with the preliminary and final design and post design services for the I-78 Power and Communication Infrastructure Design.

DELAWARE RIVER JOINT TOLL BRIDGE COMMISSION

June 30, 2025

PROJECT STATUS REPORT

Arora and Associates, P.C was issued a Notice of Award and Limited Notice to Proceed effective May 23, 2023. A project kick-off meeting was held with Arora on May 31, 2023. The Contract was fully executed on June 20, 2023, with full Notice to Proceed effective June 22, 2023.

The Construction Contractor was issued Notice to Proceed effective March 22, 2024. Arora continues providing post-design phase services including participating in various construction related meetings throughout the reporting period and beginning work on developing the project's CADD As Built drawings.

Construction Management/Construction Inspection Contract No. CM-766A (CLR/SJB)

At the February 26, 2024 Commissioners' Meeting, the Commission awarded Contract No. CM-766A, Construction Management/Construction Inspection Services for the I-78 New Jersey Roadway Rehabilitation and Power & Communication Infrastructure Improvements Project to Greenman-Pedersen, Incorporated (GPI) of Bridgewater, New Jersey for an amount not-to-exceed of \$2,405,208.16. GPI was provided with the Contract Notice of Award and Limited Notice to Proceed effective February 27, 2024. GPI's full Notice to Proceed was issued effective March 22, 2024.

GPI's current staff includes a full-time Resident Engineer, and one (1) part-time Project Manager. With the construction work on Contract T-766A winding down the part-time scheduler and part-time safety consultant, both from Envision, Inc. who are providing schedule update reviews and independent on-site safety inspections, respectively will phase off of the project by the end of June.

During this reporting period, GPI conducted and documented the Contract No. T-766A Progress Meetings Nos. 28 and 29 with Meeting No. 29 being the last Progress Meeting and also the Final Inspection Meeting; processed both the contractor's Unforeseen Allowance Reduction No. 3 and Change Order No. 2, a No-Cost Change Order fully executed; finalized the Contract T-766A's red line as-built drawings and passed them onto Arora for Arora in turn to develop the CADD as-built drawings; began developing the contractor's Unforeseen Allowance Reduction No. 4 and the contractor's Change Order No.3 / Final, a credit change order; continued monitoring the completion of items on the contractor's punch list; and continued tracking and filing correspondence and various contract close out paperwork, along with on-site inspection of the contractor's ongoing work. GPI's subconsultant, Envision, reviewed, and commented on the contractor's bi-weekly CPM schedule updates and performed their final bi-weekly on-site independent safety inspection of the contractor's work.

Construction Contract No. T-766A (CLR/SJB)

At the February 26, 2024 Commissioners' Meeting, the Commission awarded Contract No. T-766A, I-78 New Jersey Roadway Rehabilitation and Power & Communication Infrastructure

DELAWARE RIVER JOINT TOLL BRIDGE COMMISSION

June 30, 2025

PROJECT STATUS REPORT

Improvements to Crisdel Group, Incorporated (Crisdel) of South Plainfield, New Jersey for an amount not-to-exceed \$23,530,677.00. Crisdel was provided with Notice of Award and Limited Notice to proceed effective February 27, 2024. Crisdel's full Notice to Proceed was issued effective March 22, 2024.

The contractor reached Contract Substantial Completion on February 19, 2025. During this reporting period, Crisdel participated in the Contract No. T-766A Progress Meetings and various onsite meetings including the Final Inspection Meeting and continued submitting in, correspondence and close out documentation paperwork Crisdel and their sub-contractor Tiffany Electric continued field work consisting of continuing punch list work and or corrective work on all of the ESS cameras and other various punch list items; completed topsoiling and seeding the area impacted by performing the drainage repairs behind the sound wall that runs along the Morgan Hill to I-78 Westbound on ramp, the areas impacted by performing the two (2) sinkhole repairs in the Morgan Hill Interchange area, which were the result of drainage pipe corrosion and collapse and also the area at the top of the Morgan Hill to I-78 Eastbound on ramp where the contractor had replaced one lighting pole foundation; completed the placement of topsoil and seed at various other locations on the project which were impacted by the construction activities; and began demobilizing from their laydown area at the Alpha Gate location.

EASTON-PHILLIPSBURG TOLL BRIDGE

E-P TB BROAD STREET VIADUCT SIDEWALK REPLACEMENT

C-789A-1

(HMS/MEM)

On March 11, 2025, the Commission provided Pennoni Associates with Notice-to-Proceed for design services in support of replacement/rehabilitation of upstream and downstream sidewalks on the Easton-Phillipsburg toll bridge Broad Street viaduct. Commission Staff and the Pennoni team participated in a project kick-off meeting on March 25, 2025. Field condition assessment commenced on April 15, 2025 and has been completed. Pennoni Associates is developing a Conditions Assessment Report (CAR).

PORTLAND – COLUMBIA TOLL BRIDGE

NJ ROUTE 46 OVERPASS FASCIA GIRDER INSPECTION AND DESIGN

Design

Task Order Assignment C-788A-8

(HDH/MEM)

On the afternoon of 7/18/2024 NJDOT's contractor (Greene Construction) for their NJ Route 46 Pavement Reconstruction Contract No. 000148100 was working on Route 46 WB, excavating their roadway below the Commission's bridge, Ramp over US Route 46 (#341). This bridge carries NJDOT Route 94 as an approach structure to the Portland-Columbia Toll Bridge. The excavator struck the lower flange of the south fascia girder (close to mid-span). A portion of

DELAWARE RIVER JOINT TOLL BRIDGE COMMISSION

June 30, 2025

PROJECT STATUS REPORT

the bottom flange was struck, which resulted in out-of-plane bending and a noticeable indentation in the flange and paint system failure. Based upon a visual inspection by personnel from the Commission's Engineering Department on 7/19/24, no rips or tears were immediately identified, nor any distress noted at the adjacent diaphragm or the nearest bearing. The bridge remains in-service with no current legal load restriction.

The overall objective of this task order assignment is to perform an inspection of the damaged girder and to prepare the necessary construction documents to allow a contractor to perform necessary repairs under a Job Order Contract.

Traffic Planning and Design, Inc (TPD) was provided with Notice to Proceed on March 5, 2025 to design repairs to the damaged girder. TPD has performed their field inspections, and provided their findings, which are currently under review.

DELAWARE WATER GAP TOLL BRIDGE

SPACE UTILIZATION PROGRAM STUDY INCLUDING NEW SALT STORAGE AND EQUIPMENT STORAGE BUILDINGS

Design

Task Order Assignment No. C-771A-8
(CLR/RJZ)

This Task Order Assignment (TOA) with French & Parrello Associates (FPA) is for professional engineering services to perform a Space Utilization Study for the Delaware Water Gap Toll Bridge facilities. This includes new Salt Storage and Equipment Storage Buildings on recently purchased properties adjacent to the Toll Plaza and assess the space utilization of the existing Administration Building for an amount not-to-exceed of \$270,035.71. FPA was provided with the Notice to Proceed effective January 29, 2025.

During this reporting period FPA held and documented Progress Meeting and No. 7 and submitted in their Invoice No. 2. FPA's sub consultant USA Architects revisited the DWG TB Maintenance and Administration Buildings' Facilities to look at existing storage racks in the Maintenance Building; ADA accessibility for the Adm. Building; additional usage of available space within the Adm. Building; and possible Bridge Officer Shelter locations. FPA submitted in for review updated pre-final programming spreadsheets and sketches for both the existing and future DWG TB Administrative and Maintenance Buildings; updated possible locations for a Bridge Officer Shelter noting each location's line of sight for the Main River Bridge; and updated possible layouts for the Salt Storage and Equipment Buildings, which all will be reviewed and discussed with Commission staff during an upcoming Interview Session.

DELAWARE RIVER JOINT TOLL BRIDGE COMMISSION

June 30, 2025
PROJECT STATUS REPORT

MILFORD – MONTAGUE TOLL BRIDGE

STRUCTURAL ANALYSIS AND REPAIRS

Design
Task Order Assignment No. C-788A-4
(HDH/MEM)

During the biannual inspection of the Toll bridges, the Commission's General Engineering Consultant (GEC) and Commission personnel identified areas that require repair at the Milford-Montague Toll Bridge (MMTB). Areas of concern included: locations where the light post standards are attached to the top chord of the trusses; an incorrectly set curb plate at the pier 3 deck joint damaged during snowplow operations; severe concrete deterioration at the approach parapets; large spalls at the pier cap & bridge seats; differential between panels at the sidewalk mid-span.

Traffic Planning and Design, Inc (TPD) was provided with Notice to Proceed on October 21, 2024 to design repairs and verify/update bridge load ratings. TPD performed field visits to the bridge site in November. TPD has received additional information on the lighting at the bridge, which was discussed at the March progress meeting. Due to the structure member configurations from original construction, the desirable load-rating methodology is complex, which was unanticipated in the base scope of work. TPD has submitted a proposal for additional hours, which is under review.

A draft report regarding the Bridge Conditions and Lighting Assessment was submitted to the Commission and is under review.

DELAWARE RIVER JOINT TOLL BRIDGE COMMISSION

June 30, 2025

PROJECT STATUS REPORT

MULTIPLE FACILITIES AND/OR COMMISSION-WIDE

CAPITAL PROGRAM MANAGEMENT CONSULTANT (CPMC) & DESIGN MANAGEMENT CONSULTANT (DMC) SERVICES FOR CAPITAL IMPROVEMENT PROJECTS

CPMC SERVICES THROUGH DECEMBER 31, 2028

Task Order Assignment No. C-502A-1N
(SJB/KMS)

Task Order Assignment No. C-502A-1N was authorized on April 8, 2024 for the continuation of Capital Program Management Consultant (CPMC) Services through December 31, 2028. The budget currently authorized for this assignment is anticipated to cover full-staff CPMC Services through December 31, 2025. Services under this Task Order Assignment from January 1, 2026 through December 31, 2028. Under Task Order Assignment 502A-1M, AECOM continues to provide Capital Program Management Consultant (CPMC) Staff Augmentation Services for delivery of the Commission's Capital Program. AECOM is currently providing four (4) full-time Project Managers to oversee and administer various design and construction projects that are being advanced in the Capital Improvement Program.

CPMC staff will continue to provide support to the Commission in advancing the Capital Program in the following areas: procurement assistance, scheduling and cost control, programming/planning, Project Management, Program Area Management, technical support, design oversight and support, construction oversight and support, and oversight and support of the Job Order Contract (JOC) construction work, all including coordination with multiple Commission departments outside of Engineering.

UNDERWATER SUBSTRUCTURE IMPROVEMENTS DESIGN – ALL REGIONS

Design

Contract No. C-782A
(HDH/SJB)

IH Engineers, P.C. of Princeton, New Jersey was awarded this contract and given full notice to proceed with the delivery of the executed agreement on August 18, 2023. In 2021 the Commission performed the 5-year interval underwater inspections of each of its river crossing bridges, to meet National Bridge Inspection Standards (NBIS) requirements. The findings of these inspections identified the need for bridge substructure repair and/or rehabilitation of existing scour remediation measures at bridge substructures below the water level. IH's scope is to prepare draft **Condition Assessment Report (CAR)** and a draft **Substructure Foundation Report (SFR)** that will include the substructures all of the Commissions main river bridge crossings. Where the CAR will outline the need for repairs and at which bridges, the SFR will be used as a source of information regarding the foundations and its susceptibility to flooding damage for the Commission in the future. Bi-weekly progress meetings are scheduled with the consultant.

DELAWARE RIVER JOINT TOLL BRIDGE COMMISSION

June 30, 2025

PROJECT STATUS REPORT

IH's subconsultants GPI and JMT have completed the in-depth field inspections for the preparation of the CAR and SFR. Draft CAR and SFR documents have undergone the submittal/review cycle between Commission staff and IH Engineers prior to meeting with NJDEP. A pre-application meeting with NJDEP was conducted on April 2, 2024 to review potential grout bag repair methods included in the CAR. NJDEP does not allow this method of construction in an underwater environment that is not completely "dry". Alternate repair methods are being developed by IH as the CAR continues to be progressed. IH is finalizing their reports and working on the preliminary design to support the effort to acquire the necessary permits.

IH has continued to work on both the **CAR** and **SFR**. A copy of both reports has been forwarded for constructability review under task order C-788A-6. Task Order Consultant TPD and their subconsultant Childs Engineering has performed a peer-review of the documents for four (4) bridges in the **CAR**. A meeting between Engineering and IH was held November 22nd to discuss Commission and TPD/Childs comments on the **SFR**. Revised pages of the SFR were received late December and were reviewed by Commission staff and TPD/Childs. IH indicates that revised reports (SFRs and CARs) are targeted for submittal in May.

A meeting with IH was held on May 28th at the Commission Admin building to discuss report submissions, delays in schedule and constructability of proposed design in the CAR report. A follow-up meeting with IH was held on June 5th to discuss constructability of the CAR report.

CONSTRUCTABILITY REVIEW OF UNDERWATER SUBSTRUCTURE IMPROVEMENTS – ALL REGIONS (C-782A)

Design

Task Order Assignment No. C-788A-6
(HDH/SJB)

Under the standing C-788A Structural/Civil Task Order Agreement, Traffic Planning and Design, Inc. (TPD) along with their sub-consultant Childs Engineering will perform a constructability review of the design of the underwater pier repairs being prepared under Contract C-782A. TPD was provided with the full Notice-to-Proceed date of October 21, 2024.

On August 19th a pre-proposal/scoping meeting was held with TPD and Childs Engineering to discuss a peer review of IH's C-782A Condition Assessment Report (CAR) with emphasis on constructability. This report contains recommendations for underwater and scour remediation repairs to the main river bridge piers at each river crossing.

The CAR and SFR were delivered to TPD who provided a submittal of the draft constructability review for the C-782A contract Condition Assessment Report on November 27th, 2024. This report was reviewed by Commission staff, and a meeting was held with TPD and Childs to discuss findings. IH is incorporating agreed-upon peer review suggestions into the design.

DELAWARE RIVER JOINT TOLL BRIDGE COMMISSION

June 30, 2025

PROJECT STATUS REPORT

BRIDGE INSPECTION PLATFORM LAYOUT AND DESIGN TOLL-SUPPORTED BRIDGES

Design

Task Order Assignment No. C-788A-5
(HDH/MEM)

The purpose of this project is to develop detailed temporary rigging access platforms, cabling and attachment details for internal Commission use. Rigging access is needed to inspect and maintain the underside of the Commission's Toll-Supported Bridges. The rigging system shall be designed to be efficiently installed, operated, and maneuvered by Commission staff.

Traffic Planning and Design, Inc (TPD) was provided with Notice to Proceed on September 24, 2024. A kick-off meeting was held on October 6. After field site visits during the October month, a meeting was held with Maintenance, Engineering, TPD and TPD's subconsultant Malick Sherer (MS). A draft report was received on January 20th, was reviewed by Commission staff. A progress Meeting was held March 20, 2025, during which TPD was asked to take an additional review of the more difficult to access bridges.

EXIGENT SUBSTRUCTURE MASONRY REHABILITATION

Construction Contracts No:

TS-694B – Lumberville-Raven Rock TSB Exigent Substructure Masonry Rehabilitation

TS-694C – Calhoun Street TSB Exigent Substructure Masonry Rehabilitation

TS-694D – Washington Crossing TSB Exigent Substructure Masonry Rehabilitation

TS-694E – Riverton-Belvidere TSB Exigent Substructure Masonry Rehabilitation
(EVO/MEM)

These contracts are for the rehabilitation of existing masonry joints at the abutments, piers, and retaining walls at four (4) locations as directed by the Commission. These exigent substructure masonry rehabilitation projects are an extension of the TS-694A - New Hope – Lambertville Toll-Supported Bridge Rehabilitation Design. This work includes the cleaning and repointing of existing masonry joints, the removal and salvaging existing masonry, constructing mortar beds, placing stones back in their original locations, and repointing courses on piers, abutments at designated locations as directed by the Commission. The contractor, Torrado Construction (Torrado) and the inspector communicated daily and recorded the linear footage of repointing on each face the substructure units.

Torrado began work at the first bridge site, Lumberville-Raven Rock, on July 23, 2024, and was substantially complete on October 9, 2024. Torrado completed the spall repair located at the bottom of the Pier 2 nose at Lumberville-Raven Rock on November 11, 2024 once the additional spall repair material ordered was available. They also completed the repointing at Pier 4 at the Calhoun Street bridge on November 13, 2024, at which time Torrado demobilized operations for the winter.

DELAWARE RIVER JOINT TOLL BRIDGE COMMISSION

June 30, 2025

PROJECT STATUS REPORT

Repointing work at the Calhoun Street bridge restarted on April 9, 2025. Torrado continued the stone masonry repairs to Piers 1, 5, 6 and PA abutment and completed the repairs during the week of April 28th. Work then commenced at Washington Crossing on May 1, 2025 until May 6, 2025 but is presently on-hold due to extensive rain events and the corresponding high-water levels in the river. After the repointing at Washington Crossing is completed, the work at the last location, Riverton-Belvidere will begin. Torrado will provide a 2-Week Look Ahead schedule for the duration of the remaining project once work resumes.

BRIDGE MONITOR SHELTER ENHANCEMENTS PROGRAM DEVELOPMENT

Task Order Assignment No. C-771A-1
(WMC/KMS)

French & Parrello Associates, P.A. and their sub-consultant, USA Architects, Planners + Interior Designers are developing a system-wide program to enhance the Commission's inventory of bridge monitor shelters. Work involved preparing the program needs assessment as well as refining shelter prototypes and continued through the reporting period. On May 5th, representatives of the consultant met with Commission staff to review decision criteria and potential paths of outcome to be used to determine shelter types and locations. Additional meetings were held on May 15th and May 29th to discuss the application of decision criteria and review progress.

ELECTRONIC SURVEILLANCE / DETECTION SYSTEM

NETWORK VIDEO MANAGEMENT SYSTEM (NVMS) INTEGRATOR SERVICES

Contract No. DB-768A
(WMC/KMS)

Dynamic Security, LLC (dba Secuni) continued to provide maintenance services of headend type equipment in support of the Electronic Surveillance / Detection System (ESS) under the direction of the Commission's Public Safety and Bridge Security Department, who operates the system from the Control Centers located at the New Jersey State Police's Regional Operation and Information Center (ROIC) in West Trenton, New Jersey and the New Hope-Lambertville Toll Bridge facility in New Hope, Pennsylvania.

Throughout the reporting period, work efforts focused on developing the implementation plan for the deployment of an Endpoint Detection and Response solution across the ESS.

ELECTRONIC TOLL COLLECTION

CUSTOMER SERVICE CENTER/VIOLATION PROCESSING CENTER PROJECT

Contract No. DB-584A
(CAS/KMS)

Commission Staff are working with the New Jersey E-ZPass Customer Service Center (NJ E-ZPass CSC) provider, Conduent, to implement IAG Interface Control Document (ICD) version 1.60. This will allow CSCs to receive data and process transactions from other transponder protocols such as SeGo and 6C, in addition to the current TDM protocol, as well as other

DELAWARE RIVER JOINT TOLL BRIDGE COMMISSION

June 30, 2025

PROJECT STATUS REPORT

functionalities. After testing is completed with the NJ E-ZPass CSC and the Inter Agency Group Hub, go-live will be scheduled.

Conduent continues to develop the **real time digital payment function** at the NJ E-ZPass CSC for toll by plate customers. Conduent revised the terms and conditions that will be displayed on the NJ E-ZPass website, and comments were provided from the NJTA. Conduent has released this functionality into the NJ CSC software, and they are proceeding with testing it through a small group of individuals.

For the **NJ E-ZPass CSC Services re-procurement**, the New Jersey Turnpike Authority (NJTA) awarded the agreements at their Board Meeting. The NJTA issued their findings from the procurement challenge, concluding that the NJTA properly determined TransCore to be the most qualified responsible proposer. Accordingly, the hearing officer recommended that the award to TransCore should be sustained and the protest of Conduent be dismissed. Contract documents were provided from the NJTA for Category A Customer Service Center Services for the New Jersey E-ZPass Group. The document was provided to Commission counsel for review prior to execution.

The NJ E-ZPass CSC is preparing for the Amnesty Program that is expected to go live in June 2025. NJ MVC legislation was passed and NJTA is working with the MVC on the programs. There are two programs: the Amnesty Program and the Vehicle Registration Suspension Program. The Amnesty Program must run for 180 days, with no lookback timeframe, meaning the program can go back as far as the violator wants to pay. Violation transactions after the start of the program are NOT eligible. The program is open to all violators (from any state), with tolls and fees that are \$500 or more prior to June 2025. The program must offer a 25% reduction of the fees, the program will collect 100% of the toll revenue. When applying payment, 100% of the toll amount will be satisfied first, followed by AET fees and administrative fees. The amount owed must be paid in full of no payment plan. A violator may make arrangements for a payment plan, outside of the Amnesty Program. For the NJ MVC Vehicle Registration Suspension, the transactions criteria include all NJ E-ZPass agency violations, unpaid tolls, administration fees and AET fees totaling \$500 or more; or 60 or more violations with at least one having occurred after January 2024 (legislation date). The Amnesty Program is now underway.

The NJTA, as the lead agency, is facilitating all meetings with the other agencies and Conduent to manage the implementation of outstanding system elements for the New Jersey E-ZPass Customer Service Center.

ELECTRONIC TOLL COLLECTION SYSTEM REPLACEMENT

Design, Build and Maintain

Contract No. DB-540A

(CAS/KMS)

TransCore completed the preparation of the remaining seven (7) toll plazas for the installation of the Encompass E6 multiprotocol reader. This included installing the cabling from the proposed reader location to each antenna. TransCore installed the E6 multiprotocol reader at

DELAWARE RIVER JOINT TOLL BRIDGE COMMISSION

June 30, 2025

PROJECT STATUS REPORT

the Delaware Water Gap, Scudder Falls and I-78 Toll Bridges. TransCore completed tuning adjustments to the readers and will monitor for further potential adjustments. TransCore submitted their report that summarized their review of the toll plazas operating with the new E6 multiprotocol readers. The report was reviewed by RK&K and Commission Staff and comments were provided to TransCore. TransCore addressed the comments, and this effort is now complete.

Commission Staff are working with TransCore and the NJ E-ZPass CSC provider, Conduent, to implement IAG Interface Control Document (ICD) version 1.60. This will allow CSCs to receive data and process transactions from other transponder protocols such as SeGo and 6C, in addition to the current TDM protocol, as well as other functionalities. After testing is completed with the Inter Agency Group Hub, go-live will be scheduled.

Commission Staff and TransCore meet monthly to review and discuss system operational and maintenance items. A weekly call also takes place to briefly review system maintenance items for the week.

JOB ORDER CONTRACTING SERVICES

JOB ORDER CONTRACTING PROGRAM MANAGER

Contract No. C-727A

(WMC/KMS)

The Gordian Group continued to provide program management services in support of the Commission's Job Order Contracting Program involving development of price proposals within the information management software as well as the construction management services in support of each individual job order.

JOB ORDER CONTRACTING SERVICES

FOR BRIDGE, HIGHWAY, AND CIVIL WORK – NORTH REGION

Contract No. T/TS-784A

(WMC/KMS)

Representatives from Mount Construction Company participated in a training session on June 28, 2023 involving the JOC Information Management Software, using the Construction Task Catalog and the understanding the Job Order Development Process.

Notice-to-Proceed was issued effective July 1, 2023.

JOB ORDER CONTRACTING SERVICES

FOR BRIDGE, HIGHWAY, AND CIVIL WORK – SOUTH REGION

Contract No. T/TS-785A

(WMC/KMS)

DELAWARE RIVER JOINT TOLL BRIDGE COMMISSION

June 30, 2025

PROJECT STATUS REPORT

Representatives from Mount Construction Company participated in a training session on June 28, 2023 involving the JOC Information Management Software, using the Construction Task Catalog and the understanding the Job Order Development Process.

Notice-to-Proceed was issued effective July 1, 2023.

JOB ORDER CONTRACTING SERVICES FOR BUILDING AND FACILITY WORK – NORTH REGION Contract No. T/TS-786A (WMC/KMS)

Representatives from Mount Construction Company participated in a training session on June 28, 2023 involving the JOC Information Management Software, using the Construction Task Catalog and the understanding the Job Order Development Process.

Notice-to-Proceed was issued effective July 1, 2023.

JOB ORDER CONTRACTING SERVICES FOR BUILDING AND FACILITY WORK – SOUTH REGION Contract No. T/TS-787A (WMC/KMS)

Representatives from A.P. Construction participated in a training session on June 28, 2023 involving the JOC Information Management Software, using the Construction Task Catalog and the understanding the Job Order Development Process.

Notice-to-Proceed was issued effective July 1, 2023.

GENERAL ENGINEERING CONSULTANT 2023-2024 Annual Inspections Contract No. C-757A (HDH/MEM)

As the Commission's General Engineering Consultant (GEC), Pickering, Corts & Summerson (PCS) provided Annual Inspection Services for Toll Bridges in 2021 and 2023, and Toll-Supported bridges in 2022 and 2024. A modification to the GEC contract in November of 2024 provided PCS a second and last extension for the 2025-2026 cycle inspections.

Toll Bridges and Facilities are scheduled to be inspected April through August of 2025. A kick-off meeting for the 2025 inspections was held with Maintenance North and Central, Engineering and the GEC on February 25, 2025. An additional KO meeting with Maintenance South was held on March 10th. Toll-Supported Bridges and Facilities Annual Regular Inspections will be in 2026, Interim Inspections for the Load-Posted Toll-Supported Bridges began in the 2nd week of April of 2025 and are complete. Facilities and grounds at all Toll Bridges have been

DELAWARE RIVER JOINT TOLL BRIDGE COMMISSION

June 30, 2025

PROJECT STATUS REPORT

inspected. The inspection of the Milford Montague Toll Bridge is complete. Field inspections are continuing at the Portland-Columbia, I-78 and Easton-Phillipsburg Toll Bridges.

TOLL PLAZA RESTRIPING

Design

Task Order Assignment No. C-760A-6
(JRB/SJB)

Under this Task Order Assignment (TOA) the Consultant, Remington & Vernick Engineers (RVE), is providing professional consulting services to review, analyze, provide alternatives, and prepare construction plans for revised toll plaza and approach restriping at the seven (7) traditional toll plazas.

A kickoff meeting was held on October 5, 2023, via MS Teams. A research assessment report was submitted to the Commission on October 19, 2023, and a meeting was held on October 24, 2023, to discuss it. A revised report was submitted on November 20, 2023, for internal review and coordination. A status meeting was held on February 14, 2024. RVE submitted an updated assessment report based on additional Commission comments on February 21 and it is currently under review. RVE submitted preliminary plans on April 1, 2024, and comments were provided back to RVE on April 22. Plans for Interstate 78 and Trenton – Morrisville were finalized on May 20 and provided to Engineering staff to incorporate into the current T-766A I-78 I-NJ Roadway Rehabilitation and Power & Communication Infrastructure Improvements project and for the current procurement of T-746A Trenton – Morrisville Toll Bridge Roadway Paving and Deck Sealing Improvements. The Commission has received final submission for the remaining five (5) toll plazas, which is under review.

TRAFFIC ENGINEERING CONSULTANT

2021–2022/ 2023-2024 Annual Reports

Task Order Assignment No. C-761A
(CAS/ KMS)

Commission Staff and Pennoni kicked-off the five (5) year Traffic and Toll Revenue Study that will be used to support the Commission’s potential bond offering. Pennoni prepared an Excel file that includes the traffic and revenue model.

Pennoni submitted a working model that includes the five (5) year Traffic and Toll Revenue projects. Commission Staff, the Commission’s General Financial Advisor and Pennoni met to review the draft model. Pennoni is working to address comments that were provided during this meeting.

DELAWARE RIVER JOINT TOLL BRIDGE COMMISSION

June 30, 2025

PROJECT STATUS REPORT

TRAFFIC COUNT PROGRAM UPGRADE

Contract No. DR-550A

(JRB/CAS)

A Purchase Order was issued to Signal Service, Inc. of West Chester, PA (SS) for new overhead traffic counters radar units and support materials in April 2023. SS is a member of the Pennsylvania Department of General Services COSTARS Program.

Commission staff and Signal Service continue to monitor and reconfigure or recalibrate the sensors at many bridges when needed. There are a few bridges that are problematic, including Uhlerstown – Frenchtown, Upper Black Eddy – Milford, and Riverton – Belvidere where narrow approach roadways coupled with steel guiderail has caused issues with radar counts.

At the New Hope-Lambertville Toll-Supported bridge, on September 9, 2024, the traffic counter was relocated to the PA Approach. Counts continue to be monitored due to relocation of the traffic counter during construction and with removal of the one-way closure.

SS was issued a Purchase Order for 2025 Maintenance Services, including quarterly preventative maintenance, on January 27, 2025.

On March 3, SS was on-site at Uhlerstown – Frenchtown and New Hope – Lambertville Toll-Supported Bridges to reconfigure the counters. Uhlerstown – Frenchtown was reconfigured due to ongoing construction under TS-642A U-F TSB Rehabilitation to account for the closure of the bridge in one direction. The New Hope – Lambertville TSB counter was reconfigured due to the lifting of the one-way closure under TS-694A NH-L TSB Rehabilitation, which has been ongoing for over a year. Additionally, the traffic counter was moved during construction and the closure and was not previously configured for two-way traffic counting at its current location.

On March 25, SS revisited Uhlerstown – Frenchtown TSB to reconfigure the traffic counter due to a lane shift of the closed lane for Contract No. TS-642A. It is anticipated there will be more lane shifts in the future as the contractor performs work, and each lane shift would require a recalibration to the counters to be able to account for traffic counting in a physically different location. Engineering staff and SS will try to coordinate recalibrations in a timely manner when traffic is shifted, but it is expected this will result in the loss of data for several days or weeks after a lane shift.

On March 25, SS began quarterly maintenance on all traffic counters. On March 25 and 26, SS performed maintenance on the Center – Bridge Stockton, Uhlerstown – Frenchtown, Upper Black Eddy – Milford, Riegelsville, Lower Trenton, Calhoun Street, and Washington Crossing Toll-Supported Bridges. Maintenance was also performed on the Scudder Falls Toll Bridge. Maintenance will continue into April on the remaining bridges.

DELAWARE RIVER JOINT TOLL BRIDGE COMMISSION

June 30, 2025

PROJECT STATUS REPORT

On March 31, SS continued quarterly maintenance on New Hope – Lambertville, Northampton Street, and Riverton – Belvidere Toll-Supported bridges. Maintenance was also performed on Portland – Columbia Toll Bridge.

On April 29, maintenance was performed on Easton – Phillipsburg and Trenton – Morrisville Toll Bridges.

Engineering and SS will continue monitoring any issues with the sensors at other Toll-Supported Bridges where geometry and roadway appurtenances cause problems.

ELECTRONIC TOLL COLLECTION / TOLLING TASK ORDER CONSULTANT

E6 MPR TESTING

Task Order Assignment No. C-770A-2
(CAS/ KMS)

TransCore installed the E6 multiprotocol reader at the Delaware Water Gap, Scudder Falls and I-78 Toll Bridges. This reader enables the Commission toll facilities to read transponders that use TDM (IAG), SeGo or 6C protocols, an IAG directive. TransCore and RK&K are collecting data to document the performance of the readers in multiprotocol operation. This data assists TransCore in determining if additional tuning of the reader is needed as they are placed into the production environment. TransCore completed tuning adjustments to the readers and will monitor for further potential adjustments. TransCore submitted their report that summarized their review of the toll plazas operating with the new E6 multiprotocol readers. The report was reviewed by RK&K and Commission Staff and comments were provided to TransCore. TransCore addressed the comments. Additionally, RK&K submitted a similar report that summarized their review of the E6 multiprotocol reader operations. This report was reviewed by Commission Staff and shared with TransCore. This effort is now complete. The final invoice was processed, and a Task Order Assignment closeout modification was executed.

SOFT AET PROGRAM MANAGEMENT AND ROADWAY SIGN DESIGN

Task Order Assignment No. C-770A-3
(CAS/ KMS)

Job Order Contract agreements to support All Electronic Tolling (AET) in Place at the Trenton – Morrisville, I-78, Easton – Phillipsburg, and Delaware Water Gap Toll Bridges were executed with Mount Construction. Mount Construction completed all roadway sign installation work and pavement marking eradication. Mount Construction will prepare the closeout documents for this effort along with final invoicing.

RK&K team is providing program management services for the transition to soft All Electronic Tolling (AET) under this task order assignment. The RK&K team is currently reviewing the Business Rules Document and several chapters of the System Detailed Design Document that were submitted by TransCore for Contract DB-792A All Electronic Toll Collection System.

DELAWARE RIVER JOINT TOLL BRIDGE COMMISSION

June 30, 2025

PROJECT STATUS REPORT

**IN-LANE ALL ELECTRONIC TOLL COLLECTION SYSTEM
DESIGN, BUILD & MAINTAIN**

Contract No. DB-792A
(CAS/ KMS)

TransCore of Nashville, Tennessee was awarded this contract at the Commission's November 25, 2024 meeting. This Contract is for TransCore to install the new All-Electronic Tolling E-ZPass equipment as part of the Phase 4 Hard conversion projects to replace the legacy systems at the existing toll plazas, including replacement of the system at Scudder Falls toll bridge.

Commission Staff, TransCore and the RK&K team participated in bi-weekly project status meetings. TransCore submitted the Business Rules Document and several chapters of the system Detailed Design Document. These documents were distributed for review.

DELAWARE RIVER JOINT TOLL BRIDGE COMMISSION

Meeting of June 30, 2025

OPERATIONS

The following Pages reflect the reports on those items assigned to the Operations Department. Each item is reported separately and page numbered accordingly.

DELAWARE RIVER JOINT TOLL BRIDGE COMMISSION

Meeting of June 30, 2025

OPERATIONS INDEX

FOR

PUBLIC SAFETY & BRIDGE SECURITY

SUBJECT	DESCRIPTION	PAGE NUMBER
Public Safety & Bridge Security	Status Reports Month of May 2025	1-23

DELAWARE RIVER JOINT TOLL BRIDGE COMMISSION
Meeting of June 30, 2025

PUBLIC SAFETY AND BRIDGE SECURITY
Month of May 2025

The below-listed items represent meetings, communications, tasks, and projects involving the Public Safety and Bridge Security Department (PSBS):

Radio System

- PSBS personnel and the New Jersey State Police investigated various DRJTBC radio issues during May 2025.
- During the month of May Motorola upgraded the radio consoles at the New Hope Control Center.
- In May 2025, ESS Maintenance staff continued to work with the Regions and IT to update the Maximo radio inventory database.

Access Control System

- In May 2025, ESS Maintenance staff continued upgrading components of the Commission's access control system and adjusting doors to ensure the security of commission facilities.
- In May 2025, the Access Control System (ACS) database was audited, and pictures were updated for employees and contractor cards.
- Various employee ACS rights were updated and changed at the supervisors' request.
- Various door alarms and ACS issues were investigated and addressed.
- Contractor and consultant temporary badges were issued for the New Hope-Lambertville AET conversion project.

Public Safety & Bridge Security

- PSBS continued to arrange various Pennsylvania State Police (PSP) enforcement details and safety checks at Commission bridges.

DELAWARE RIVER JOINT TOLL BRIDGE COMMISSION

Meeting of June 30, 2025

PUBLIC SAFETY AND BRIDGE SECURITY

Month of May 2025

- PSBS Control Center (CC) continues to operate 24/7 detects, documents, and assists the regional bridges with various emergencies, traffic, and security-related incidents.
- During May 2025, PSBS worked with Human Resources (HR) on various internal investigations.
- During May 2025, PSBS personnel worked with several police departments and DRJTBC personnel on various inquiries and investigations. As a result, PSBS personnel investigated (45) video requests.
- In May 2025, PSBS Staff attended the I-78 NJ Roadway Rehabilitation and Power & Communication Infrastructure meeting. All new roadway cameras have been installed and are still being adjusted accordingly.
- In May 2025, PSBS personnel reviewed and purged the ESS video storage database that contains copies of videos requested by DRJTBC personnel and outside agencies.
- In May 2025, PSBS continued working with Engineering to construct the Southern Operations & Maintenance Facilities – Trenton-Morrisville Control Center Project.
- In May 2025, work and testing continued at the New Hope Control Center on the Computer Aided Dispatch System (CAD. PSBS Staff and Engineering continue to conduct Bi-Weekly meetings with Motorola and Carousel regarding the CAD and phone system.
- In May 2025, PSBS attended and participated in the DRJTBC Monthly WPSC meeting.
- In May 2025, PSBS completed monthly NJSP and PSP billing processing.
- In May 2025, PSBS assisted in Security details for the DRJTBC monthly Committee and Commission meetings.
- In May 2025, new trainees at the Control Center continue to progress toward their respective squads. Both are well ahead of the curve at this point.

Electronic Security Surveillance (ESS) Maintenance

- In May 2025, ESS Maintenance responded to and closed 60 Maximo work orders for the Commission's ESS and radio systems.

DELAWARE RIVER JOINT TOLL BRIDGE COMMISSION

Meeting of June 30, 2025

PUBLIC SAFETY AND BRIDGE SECURITY

Month of May 2025

- In May 2025, ESS Maintenance installed a panic button at the Delaware Water Gap for the EZ-Pass customer service employees
- In May 2025, ESS Maintenance completed pulling cable in support of the new training room at New Hope Toll bridge
- In May 2025, ESS Maintenance removed radios and equipment from vehicles marked for auction.

Miscellaneous Items

- During the month of May Public Safety and Bridge Security (PSBS), along with Training and Employee Safety conducted various practical training exercises throughout all three Regions for PSBS personnel.
- On Wednesday, May 28, 2025, a meeting was held at the Scudder Falls Administration Building to discuss how visitors and EZ Pass customers visiting the facility will be handled.

Toll Department

- Attended NHL Hard AET Conversion – 05/23/25 tolling equipment meeting
- Participated in promotional process – Northern Region Sergeant, Central Region Corporal and Southern Region Corporal
- Attended NHL AET Conversion & PA Abutment Back Wall Replacement – 05/29/25 Preconstruction Meeting
- Held weekly Teams meetings with Toll Lieutenants and DDOT to keep staff informed of any updates
- Continue to coordinate the cross-training of Toll and Toll Supported Bridge personnel
- Attended monthly TransCore Maintenance meeting
- Participated in TransCore weekly Teams meetings and assist with any toll system updates
- Toll personnel continues to monitor the toll equipment and toll lanes daily
- Continue to work with TES and coordinate the training for Toll Personnel
- Continue to monitor traffic flow to adjust lane closures if needed
- Approve and monitor payroll / address any ADP or portal issues
- Visited toll locations to meet with staff and discuss any issues

May 2025 NJSP/PSP DRJTBC Combined Stats

Bridges	N/R Accidents		Reportable Accidents		Motorist Assists		Other	
	NJ	PA	NJ	PA	NJ	PA	NJ	PA
Milford-Montague Toll Bridge (R0440)	0	0	0	0	0	0	0	2
Delaware Water Gap Toll Bridge (M0641)	0	0	1	1	0	0	0	12
Portland-Columbia Pedestrian TSB (M0642)	0	0	0	0	0	0	0	0
Portland-Columbia Toll Bridge (M0643)	0	0	0	0	0	0	0	0
Riverton-Belvidere Toll Supported Bridge (M0644)	0	1	1	0	0	0	0	1
Easton-Phillipsburg Toll Bridge (M0645)	0	1	1	0	0	0	0	1
Northampton St TSB (M0646)	0	0	1	0	1	0	0	5
I-78 Toll Bridge (M0646)	0	1	2	0	1	6	0	34
Riegelsville Toll Supported Bridge (M0248)	0	0	0	0	0	0	0	1
Upper BlackEddyMilford Toll Supported (M0249)	0	0	0	0	0	0	0	2
Uhlertown Frenchtown TSB (M0250)	0	0	0	0	0	0	0	0
Lumberville Raven Rock TSB Ped. (M0251)	0	0	0	0	0	0	0	0
Centre Bridge Stockton TSB (M0252)	0	0	0	0	0	0	0	0
New Hope Lambertville Toll (M0253)	0	0	1	0	0	0	0	1
New Hope Lambertville TSB (M0254)	0	0	0	0	0	0	0	1
Washington Crossing TSB (M0355)	0	0	1	0	0	0	0	0
Scudder Falls Toll (M0356)	0	0	1	0	0	0	0	0
Calhoun St TSB (M0357)	0	1	0	0	1	0	0	1
Lower Trenton TSB (M0358)	0	1	0	0	0	0	0	18
Morrisville Trenton Toll (M0359)	0	7	2	0	0	0	0	0

	Citations	Warnings	Security Checks
New Jersey State Police	27	42	503
Pennsylvania State Police	79	200	854

2025 Overweight Turnaround/Overweight Crossing Report YTD

Totals

Belvidere	January	February	March	April	May	June	July	August	September	October	November	December	Year to date totals
Turnarounds	171	133	107	164	176								751
NJ Side	151	114	91	150	141								647
PA Side	20	19	16	10	35								100
Overweight Crossings	1	2	2	0	1								6
Northampton Street	January	February	March	April	May	June	July	August	September	October	November	December	Year to date totals
Turnarounds	672	527	574	662	728								3163
NJ Side	636	500	545	629	667								2977
PA Side	36	27	29	33	61								186
Overweight Crossings	0	5	2	7	6								20
Riegelsville	January	February	March	April	May	June	July	August	September	October	November	December	Year to date totals
Turnarounds	162	136	190	306	354								1148
NJ Side	116	109	148	234	243								850
PA Side	46	27	42	72	111								298
Overweight Crossings	0	0	1	0	0								1
Frenchtown	January	February	March	April	May	June	July	August	September	October	November	December	Year to date totals
Turnarounds	121	151	34	33	31								370
NJ Side	118	141	6	33	1								299
PA Side	3	10	28	0	30								71
Overweight Crossings	2	2	0	0	0								4
Centre Bridge Stockton	January	February	March	April	May	June	July	August	September	October	November	December	Year to date totals
Turnarounds	66	95	84	49	114								408
NJ Side	59	89	80	39	99								366
PA Side	7	6	4	10	15								42
Overweight Crossings	4	0	2	5	8								19
New Hope Lambertville	January	February	March	April	May	June	July	August	September	October	November	December	Year to date totals
Turnarounds	192	188	140	136	216								872
NJ Side	188	180	136	97	201								802
PA Side	4	8	4	39	15								70

Belvidere	January	February	March	April	May	June	July	August	September	October	November	December	Year to date totals
Overweight Crossings	0	1	0	1	1								3
Washington Crossing	January	February	March	April	May	June	July	August	September	October	November	December	Year to date totals
Turnarounds	113	115	131	121	215								695
NJ Side	110	93	106	110	198								617
PA Side	3	22	25	11	17								78
Overweight Crossings	3	2	2	0	1								8
Calhoun Street	January	February	March	April	May	June	July	August	September	October	November	December	Year to date totals
Turnarounds	66	129	113	69	137								514
NJ Side	51	101	91	55	121								419
PA Side	15	28	22	14	16								95
Overweight Crossings	4	0	1	2	0								7
Lower Trenton	January	February	March	April	May	June	July	August	September	October	November	December	Year to date totals
Turnarounds	37	228	285	96	269								915
NJ Side	37	214	275	90	261								877
PA Side	0	14	10	6	8								38
Overweight Crossings	0	9	10	19	32								70

May 2025 Overweight Crossings-Central Region

5/31/2025

Bridge	Total Turnarounds	Total Overweights	Total Manned	Total Unmanned	NJSP Response	Summons Issued	Warnings Issued	PSP Response	Citations Issued	Warnings Issued2	Local Police Response	No Response
Riverton-Belvidere	176	1	1	0	1	0	1	0	0	0	0	0
Northampton St.	728	6	6	0	4	1	3	2	1	1	0	0
Riegelsville	354	0	0	0	0	0	0	0	0	0	0	0
Uhlerstown - Frenchtown	31	0	0	0	0	0	0	0	0	0	0	0
May Totals	1289	7	7	0	5	1	4	2	1	1	0	0
Bridge	Total Turnarounds	Total Overweights	Total Manned	Total Unmanned	NJSP Response	Summons Issued	Warnings Issued	PSP Response	Citations Issued	Warnings Issued	Local Police Response	No Response
Riverton-Belvidere	751	6	5	1	2	0	2	2	2	0	0	2
Northampton St.	3163	20	20	0	9	3	6	7	4	3	0	4
Riegelsville	1148	1	1	0	1	0	1	0	0	0	0	0
Uhlerstown - Frenchtown	370	4	3	1	4	3	1	0	0	0	0	0
	0	0	0	0	0	0	0	0	0	0	0	0
Year to Date Totals	5432	31	29	2	16	6	10	9	6	3	0	6

May 2025 Overweight Crossings-Southern Region

5/31/2025

Bridge	Total Turnarounds	Total Overweights	Total Manned	Total Unmanned	NJSP Response	Summons Issued	Warnings Issued	PSP Response	Citations Issued	Warnings Issued2	Local Police Response	No Response
Lower Trenton	269	32	0	32	0	0		32	9	23	0	0
Calhoun Street	137	0	0	0	0	0		0		0	0	0
Washington Crossing	215	1	1	0	0	0		1		1	0	0
New Hope	1	1	1	0	0	0		1		1	0	0
Lambertville												
Centre Bridge	114	8	2	6	6	4	2	2	1	1	0	0
Stockton												
May Totals	736	42	4	38	6	4	2	36	10	26	0	0
Bridge	Total Turnarounds	Total Overweights	Total Manned	Total Unmanned	NJSP Response	Summons Issued	Warnings Issued	PSP Response	Citations Issued	Warnings Issued	Local Police Response	No Response
Lower Trenton	819	70	0	70	0	0	0	65	18	47	0	5
Calhoun Street	1614	7	7	0	3	1	2	4	0	4	0	0
Washington Crossing	574	8	3	5	4	4	0	4	0	4	0	0
New Hope	521	3	3	0	0	0	0	2	0	2	0	1
Lambertville												
Centre Bridge	359	19	2	17	17	9	8	2	1	1	0	0
Stockton												
Year to Date Totals	3887	107	15	92	24	14	10	77	19	58	0	6

2025

Monthly Activity Report

May 2025

Location	Bridge Checks	Overweights	Accidents	Code 100	Disabled Vehicles	Medical Emeraencies
Lower Trenton	134	32	1	0	0	0
Calhoun Street	143	0	1	0	1	0
Langhorne	90	0	0	0	0	0
Scudder Falls	266	0	0	0	11	0
Washington Crossing	154	1	1	0	0	0
New Hope	119	1	0	0	0	0
Lambertville						
Centre Bridge	104	0	1	0	0	0
Stockton						
Lumberville	61	0	0	0	0	0
RavenRock						
Uhlersown	50	0	0	0	0	0
Frenchtown						
Upper Black Eddy	46	0	0	0	0	0
Milford						
Riegelsville	102	0	0	0	0	0
Northampton St.	129	6	1	1	0	0
Riverton						
Belvidere	45	1	1	0	0	0
Totals	1443	41	6	1	12	0
Yearly Totals						
Location	Bridge Checks	Overweights	Accidents	Code 100	Disabled Vehicles	Medical Emeraencies
Lower Trenton	134	32	1	0	0	0
Calhoun Street	143	0	1	0	1	0
Langhorne	90	0	0	0	0	0
Scudder Falls	266	0	0	0	11	0
Washington Crossing	154	1	1	0	0	0
New Hope	119	1	0	0	0	0
Lambertville						

Location	Bridge Checks	Overweights	Accidents	Code 100	Disabled Vehicles	Medical Emergencies
Centre Bridge	104	0	1	0	0	0
Stockton						
Lumberville	61	0	0	0	0	0
RavenRock						
Uhlersown	50	0	0	0	0	0
Frenchtown						
Upper Black Eddy	46	0	0	0	0	0
Milford						
Riegelsville	102	0	0	0	0	0
Northampton St.	129	6	1	1	0	0
Riverton						
Belvidere	45	1	1	0	0	0
	0	0	0	0	0	0
Totals	1443	41	6	1	12	0

DELAWARE RIVER JOINT TOLL BRIDGE COMMISSION

MONTHLY ACTIVITY SERVICES RENDERED REPORTBRIDGE Riverton-BelvidereMONTH MayYEAR 2025

ACTIVITY/SERVICE	WEEK OF 3-May	WEEK OF 10-May	WEEK OF 17-May	WEEK OF 24-May	WEEK OF 31-May	TOTAL
Hours Worked	180	168	168	168	168	852
Patrols	57	61	61	70	60	309
Overweight Crossings	0	0	0	0	1	1
Overweights Refused	32	34	26	41	43	176
Pass Through	13	7	9	9	20	58
Disabled Vehicles	0	2	0	0	0	2
Accidents	0	0	0	0	1	1
Police Requests	6	9	6	4	6	31
Fire Dept. Requests	0	0	0	0	0	0
EMS / First Aid Requests	0	0	0	0	0	0
Traffic Control	0	0	3	0	6	9
Jumpers / Code 100	0	0	0	0	0	0
Public Interactions	37	39	68	60	52	256
Bicycle Warnings	4	2	0	0	1	7
Equipment Checks	14	12	13	14	14	67

NOTES:

DELAWARE RIVER JOINT TOLL BRIDGE COMMISSION

MONTHLY ACTIVITY SERVICES RENDERED REPORT

BRIDGE Northampton StreetMONTH MayYEAR 2025

ACTIVITY/SERVICE	WEEK OF 3-May	WEEK OF 10-May	WEEK OF 17-May	WEEK OF 24-May	WEEK OF 31-May	TOTAL
Hours Worked	336	336	336	344	344	1696
Patrols	158	161	154	163	162	798
Overweight Crossings	1	1	0	3	1	6
Overweights Refused	155	143	139	150	141	728
Pass Through	7	10	3	5	8	33
Disabled Vehicles	0	0	0	0	0	0
Accidents	1	0	1	0	0	2
Police Requests	5	1	2	5	1	14
Fire Dept. Requests	0	0	0	0	0	0
EMS / First Aid Requests	0	0	0	0	0	0
Traffic Control	22	7	85	15	32	161
Jumpers / Code 100	0	0	1	0	0	1
Public Interactions	176	90	122	134	215	737
Bicycle Warnings	40	14	14	16	64	148
Equipment Checks	24	23	26	26	25	124

NOTES:

DELAWARE RIVER JOINT TOLL BRIDGE COMMISSION

MONTHLY ACTIVITY SERVICES RENDERED REPORT

BRIDGE RiegelsvilleMONTH MayYEAR 2025

ACTIVITY/SERVICE	WEEK OF 3-May	WEEK OF 10-May	WEEK OF 17-May	WEEK OF 24-May	WEEK OF 31-May	TOTAL
Hours Worked	336	336	336	344	344	1696
Patrols	157	146	153	157	148	761
Overweight Crossings	0	0	0	0	0	0
Overweights Refused	76	79	71	77	51	354
Pass Through	7	3	7	4	4	25
Disabled Vehicles	0	0	0	0	0	0
Accidents	0	0	0	0	0	0
Police Requests	0	0	0	0	0	0
Fire Dept. Requests	0	0	0	0	0	0
EMS / First Aid Requests	0	0	0	0	0	0
Traffic Control	1	0	8	0	0	9
Jumpers / Code 100	0	0	0	1	0	1
Public Interactions	41	66	52	92	64	315
Bicycle Warnings	2	0	1	0	0	3
Equipment Checks	28	29	27	23	15	122

NOTES:

DELAWARE RIVER JOINT TOLL BRIDGE COMMISSION

MONTHLY ACTIVITY SERVICES RENDERED REPORTBRIDGE Upper Black Eddy-MilfordMONTH MayYEAR 2025

ACTIVITY/SERVICE	WEEK OF 3-May	WEEK OF 10-May	WEEK OF 17-May	WEEK OF 24-May	WEEK OF 31-May	TOTAL
Hours Worked	144	140	132	84	116	616
Patrols	70	69	63	42	45	289
Overweight Crossings	0	0	0	0	0	0
Overweights Refused	0	0	0	0	0	0
Pass Through	0	0	0	0	0	0
Disabled Vehicles	0	0	0	0	0	0
Accidents	0	0	0	0	0	0
Police Requests	0	0	0	0	0	0
Fire Dept. Requests	0	0	0	0	0	0
EMS / First Aid Requests	0	0	0	0	0	0
Traffic Control	1	0	0	0	0	1
Jumpers / Code 100	0	0	0	0	0	0
Public Interactions	54	47	65	30	69	265
Bicycle Warnings	5	1	6	9	13	34
Equipment Checks	12	12	11	7	8	50

NOTES:

DELAWARE RIVER JOINT TOLL BRIDGE COMMISSION

MONTHLY ACTIVITY SERVICES RENDERED REPORT

BRIDGE Uhlerstown-FrenchtownMONTH MayYEAR 2025

ACTIVITY/SERVICE	WEEK OF 3-May	WEEK OF 10-May	WEEK OF 17-May	WEEK OF 24-May	WEEK OF 31-May	TOTAL
Hours Worked	192	192	192	188	176	940
Patrols	0	2	11	31	22	66
Overweight Crossings	0	0	0	0	0	0
Overweights Refused	9	5	8	5	4	31
Pass Through	13	6	6	3	18	46
Disabled Vehicles	0	0	0	0	0	0
Accidents	0	0	0	0	0	0
Police Requests	1	0	0	0	0	1
Fire Dept. Requests	0	0	0	0	0	0
EMS / First Aid Requests	0	0	0	0	0	0
Traffic Control	0	0	0	1	1	2
Jumpers / Code 100	0	0	0	0	0	0
Public Interactions	38	17	33	27	47	162
Bicycle Warnings	16	7	14	7	20	64
Equipment Checks	14	14	12	16	13	69

NOTES:

DELAWARE RIVER JOINT TOLL BRIDGE COMMISSION

MONTHLY ACTIVITY SERVICES RENDERED REPORT

BRIDGE Portland-Columbia Pedestrian BridgeMONTH MayYEAR 2025

ACTIVITY/SERVICE	WEEK OF 3-May	WEEK OF 10-May	WEEK OF 17-May	WEEK OF 24-May	WEEK OF 31-May	TOTAL
Hours Worked	0	0	0	0	0	0
Patrols	0	0	0	0	0	0
Overweight Crossings	0	0	0	0	0	0
Overweights Refused	0	0	0	0	0	0
Pass Through	0	0	0	0	0	0
Disabled Vehicles	0	0	0	0	0	0
Accidents	0	0	0	0	0	0
Police Requests	0	0	0	0	0	0
Fire Dept. Requests	0	0	0	0	0	0
EMS / First Aid Requests	0	0	0	0	0	0
Traffic Control	0	0	0	0	0	0
Jumpers / Code 100	0	0	0	0	0	0
Public Interactions	0	0	0	0	0	0
Bicycle Warnings	0	0	0	0	0	0
Equipment Checks	0	0	0	0	0	0

NOTES:

DELAWARE RIVER JOINT TOLL BRIDGE COMMISSION

MONTHLY ACTIVITY SERVICES RENDERED REPORTBRIDGE Centre-Bridge StocktonMONTH MayYEAR 2025

ACTIVITY/SERVICE	WEEK OF 10-May	WEEK OF 17-May	WEEK OF 24-May	WEEK OF 31-May	TOTAL
Hours Worked	216	156	104	156	632
Patrols	91	72	54	66	283
Overweight Crossings	2	3	2	1	8
Overweights Refused	45	24	21	24	114
Pass Through	8	14	6	1	29
Disabled Vehicles	0	0	0	0	0
Accidents	0	0	0	1	1
Police Requests	5	1	0	1	7
Fire Dept. Requests	0	0	0	0	0
EMS / First Aid Requests	0	0	0	0	0
Traffic Control	41	11	4	12	68
Jumpers / Code 100	0	0	0	0	0
Public Interactions	104	82	38	65	289
Bicycle Warnings	5	7	7	3	22
Other	0	0	0	0	0

NOTES:

DELAWARE RIVER JOINT TOLL BRIDGE COMMISSION

MONTHLY ACTIVITY SERVICES RENDERED REPORTBRIDGE New Hope - LambertvilleMONTH MayYEAR 2025

ACTIVITY/SERVICE	WEEK OF 10-May	WEEK OF 17-May	WEEK OF 24-May	WEEK OF 31-May	TOTAL
Hours Worked	450	336	364	368	1518
Patrols	161	116	121	134	532
Overweight Crossings	0	0	1	0	1
Overweights Refused	72	51	51	42	216
Pass Through	5	10	9	25	49
Disabled Vehicles	0	0	0	0	0
Accidents	0	0	0	1	1
Police Requests	1	0	0	1	2
Fire Dept. Requests	0	0	0	0	0
EMS / First Aid Requests	0	0	0	0	0
Traffic Control	30	38	28	20	116
Jumpers / Code 100	0	0	0	0	0
Public Interactions	569	359	454	561	1943
Bicycle Warnings	47	45	49	55	196
Other	0	0	0	0	0

NOTES:

DELAWARE RIVER JOINT TOLL BRIDGE COMMISSION

MONTHLY ACTIVITY SERVICES RENDERED REPORT

BRIDGE Washington CrossingMONTH MayYEAR 2025

ACTIVITY/SERVICE	WEEK OF 10-May	WEEK OF 17-May	WEEK OF 24-May	WEEK OF 31-May	TOTAL
Hours Worked	204	168	180	164	716
Patrols	50	38	93	33	214
Overweight Crossings	0	1	0	0	1
Overweights Refused	43	51	93	28	215
Pass Through	14	0	5	2	21
Disabled Vehicles	0	0	1	0	1
Accidents	0	0	0	0	0
Police Requests	0	0	0	0	0
Fire Dept. Requests	0	0	0	0	0
EMS / First Aid Requests	0	0	0	0	0
Traffic Control	62	50	96	27	235
Jumpers / Code 100	0	0	0	0	0
Public Interactions	32	37	97	25	191
Bicycle Warnings	6	3	8	2	19
Other	0	0	0	0	0

NOTES:

DELAWARE RIVER JOINT TOLL BRIDGE COMMISSION

MONTHLY ACTIVITY SERVICES RENDERED REPORTBRIDGE Calhoun StreetMONTH MayYEAR 2025

ACTIVITY/SERVICE	WEEK OF 10-May	WEEK OF 17-May	WEEK OF 24-May	WEEK OF 31-May	TOTAL
Hours Worked	416	324	336	368	1444
Patrols	130	92	98	107	427
Overweight Crossings	0	0	0	0	0
Overweights Refused	45	28	32	32	137
Pass Through	0	0	3	0	3
Disabled Vehicles	1	0	0	0	1
Accidents	1	3	0	0	4
Police Requests	1	0	0	0	1
Fire Dept. Requests	0	0	0	0	0
EMS / First Aid Requests	0	0	0	0	0
Traffic Control	11	2	0	0	13
Jumpers / Code 100	0	0	0	0	0
Public Interactions	27	29	0	3	59
Bicycle Warnings	4	4	0	0	8
Other	0	0	0	0	0

NOTES:

DELAWARE RIVER JOINT TOLL BRIDGE COMMISSION

MONTHLY ACTIVITY SERVICES RENDERED REPORT

BRIDGE Lower TrentonMONTH MayYEAR 2025

ACTIVITY/SERVICE	WEEK OF 10-May	WEEK OF 17-May	WEEK OF 24-May	WEEK OF 31-May	TOTAL
Hours Worked	276	156	144	176	752
Patrols	74	52	39	55	220
Overweight Crossings	18	6	6	2	32
Overweights Refused	83	102	12	72	269
Pass Through	15	10	7	3	35
Disabled Vehicles	0	0	0	0	0
Accidents	0	0	1	0	1
Police Requests	4	1	2	1	8
Fire Dept. Requests	0	0	0	0	0
EMS / First Aid Requests	0	0	0	0	0
Traffic Control	17	1	3	2	23
Jumpers / Code 100	0	0	0	0	0
Public Interactions	63	29	25	38	155
Bicycle Warnings	33	5	2	19	59
Other	0	5	0	0	5

NOTES:

DELAWARE RIVER JOINT TOLL BRIDGE COMMISSION

MONTHLY ACTIVITY SERVICES RENDERED REPORTBRIDGE Lumberville - Raven RockMONTH MayYEAR 2025

ACTIVITY/SERVICE	WEEK OF 10-May	WEEK OF 17-May	WEEK OF 24-May	WEEK OF 31-May	TOTAL
Hours Worked	0	0	0	0	0
Patrols	15	13	18	15	61
Overweight Crossings	0	0	0	0	0
Overweights Refused	0	0	0	0	0
Pass Through	0	0	0	0	0
Disabled Vehicles	0	0	0	0	0
Accidents	0	0	0	0	0
Police Requests	0	0	0	0	0
Fire Dept. Requests	0	0	0	0	0
EMS / First Aid Requests	0	0	0	0	0
Traffic Control	0	0	0	0	0
Jumpers / Code 100	0	0	0	0	0
Public Interactions	0	0	0	0	0
Bicycle Warnings	0	0	0	0	0
Other	0	0	0	0	0

NOTES:

Electronic Security Surveillance System Maintenance Technician Report						
Work Order	Description	Date Created	Opened By	Date closed	Work Completed and Closed By	Not closed explanation
31124	Cameras SF5,16,35 are offline in genetech	8/4/2024	KCLARK			waiting on material
34574	NHL CC North Pod video wall displaying a blue box low disk error	1/21/2025	MTAMPIER	5/6/2025	SECUNI	
34609	SF58 and SF59 red in tree	1/23/2025	ELELIE			
35454	SF6 offline and red in tree since 8:00PM 3-5-2025	3/6/2025	SMITSTIFER			
35569	Cameras SF40,41,45,46,47 and SF55 can zoom but don't pan or tilt	3/12/2025	JMONTGOMERY			
35576	EP13 -NJ Bridge Monitor advised the camera is not functioning . Camera is working at CC	3/12/2025	MTAMPIER			
35596	I78 cameras are displaying artifact, and the video is lagging	3/13/2025	MTAMPIER	5/9/2025	BWILSON	
35637	Central region cad screen is black,was flashing for a while then went black	3/16/2025	ALEON			
35639	I78 WB adjacent to toll plaza pixelated and does not play back.covers common accident area	3/17/2025	SMITSTIFER			
35675	TM09 has no video	3/17/2025	ELELIE			
36073	I78-7852 camera red in the tree and offline	4/7/2025	HZINK	4/30/2025	HZINK	
36128	OIC office Aiphone not receiving calls for EP toll,but receive calls for DWG	4/9/2025	MTAMPIER	5/9/2025	SECUNI	
36226	DWG OIC office ESS computer monitor has "no volume" icon flashing on screen over camera view	4/11/2025	SMITSTIFER			
36257	PC-144 lunchroom door -lock mechanism broken	4/14/2025	KRAIKE			
36420	LH005B does not open from Aiphone key button (0049 on Aiphone)	4/22/2025	SMITSTIFER			
36438	SF BM Unable to review video older then 24 hrs	4/23/2025	MLEARY	5/13/2025	BWILSON	
36501	Cameras at NHST,RV,UBE, & UF are skipping and showing artifact	4/27/2025	MTAMPIER	5/9/2025	BWILSON	
36514	I78 Cameras 7829 & 7840 red in the tree and offline	4/28/2025	HZINK	5/5/2025	78 project rewired	
36567	I78 Camera 7815 image is blurry	4/29/2025	HZINK	5/5/2025	BWILSON	
36583	NHS16 offline red in nav tree	4/29/2025	MLEARY	4/30/2025	GLELIE	
36592	SFAET video wall reads "no access,not assigned"	4/30/2025	SMITSTIFER	5/9/2025	SECUNI	
36596	NHL Toll all cameras out and Archiver showing activated error	4/30/2025	SMITSTIFER	5/6/2025	SECUNI	
36622	7816/7817 offline red in nav tree	5/1/2025	MLEARY	5/5/2025	HZINK	
36623	Riegelsville TSB was not on the generator run report 5/01/25	5/1/2025	JMONTGOMERY	5/13/258	HZINK	
36657	OIC unable to view recorded video locally / cc can view remotely	5/3/2025	KRAIKE	5/6/2025	BWILSON	
36672	Camera CS04 is offline and showing red in Genetec tree	5/5/2025	MTAMPIER	5/5/2025	GLELIE	
36695	CS13 is red in the nav tree	5/5/2025	ELELIE	5/5/2025	GLELIE	
36696	I78 Camera 7812 red in the tree offline	5/5/2025	HZINK	5/5/2025	DUNANGST	
36697	I78 Camera 7813	5/5/2025	HZINK	5/5/2025		
36708	RV-PA shelter door red in the tree	5/5/2025	HZINK	5/5/2025	HZINK	
36785	I78 Camera 78w04 offline and red in the tree	5/8/2025	HZINK			
36791	NHL03,07,17 Cameras offline	5/8/2025	HZINK			
36797	Secuni Calhoun st config tool wont remote in	5/8/2025	BWILSON	5/9/2025	BWILSON	
36817	2nd floor doors access control is red in Genetec tree	5/8/2025	MTAMPIER	5/9/2025	DUNANGST/BWILSON	
36843	SF319 Intercom road level door	5/9/2025	DUNANGST	5/9/2025	DUNANGST	
36855	Door MM 117 is not releasing when swiped and the OIC have hard time getting in	5/9/2025	KCLARK	5/14/2025	DUNANGST	
36874	Dir Mills door R209 offline/red in tree	5/12/2025	KRAIKE	5/12/2025	GLELIE	
36878	NHL Door 154 not locking intermittently	5/12/2025	KRAIKE	5/12/2025	GLELIE	
36889	78 Intercom door 106 offline	5/13/2025	DUNANGST	5/14/2025	SECUNI	
36901	I78 employee ent aiphone only rings supervisors desk	5/13/2025	KRAIKE			
36959	Camera 7831 MP 1.19 nj ptz offline and red in tree	5/15/2025	DUNANGST			
36974	NHST NJ UPS Beeping (batt. End of life)	5/15/2025	MSKREBEL	5/16/2025	DUNANGST	
36994	DWG 10,12,18 offline and red in tree,possible lightening strike	5/16/2025	SMITSTIFER			
36995	CP generator did not run during outage	5/16/2025	SMITSTIFER			
36998	PC10 is offline and shows red in genetec tree	5/17/2025	MTAMPIER	5/19/2025	HZINK	
37003	When going back on video the bar at the bottom doesn't move and time doesn't move on playack	5/19/2025	KCLARK			
37016	I78 Camera 7840 red in the tree and offline	5/19/2025	HZINK			
37023	TM001 Trailer Entrance door not latching at all you can just pull on it and is flashing	5/19/2025	KCLARK	5/20/2025	GLELIE	
37049	CBS generator leaking oil from the oil pressure switch	5/20/2025	ELELIE	5/22/2025	GLELIE	
37062	LH104A Foreman office door not locking	5/21/2025	ELELIE	5/21/2025	GLELIE	
37085	In the control center non of the fire alarms or duress buttons are coming on the pod work stations	5/21/2025	KCLARK			
37086	Duress Button is not resetting correctly at the admin building	5/21/2025	KCLARK			
37087	When the Duress button is pushed it says click to view video and it doesn't work	5/21/2025	KCLARK			
37088	The Aiphone when pushed on the employee side is not ringing at the SF admin desk	5/21/2025	KCLARK			
37089	DWG09,13,15 offline and red in nav tree since 21:09 on 5-21-25	5/22/2025	SMITSTIFER			
37111	78xxx Intercom door 102 red in the tree and offline	5/22/2025	HZINK	5/23/2025	HZINK	
37112	CBS,UBE,UF did not show up on the weekly generator running report	5/22/2025	JTRINIAN	5/23/2025	HZINK	
37136	Camera NHL21 hazy	5/23/2025	DUNANGST			
37146	CBS remote for the red light is not functioning	5/26/2025	SMITSTIFER			
37147	RP cameras going offline/online locally	5/26/2025	KRAIKE	5/28/2025	DUNANGST	

DELAWARE RIVER JOINT TOLL BRIDGE COMMISSION

Meeting of June 30, 2025

Operations Report Index

Maintenance / Fleet Operations

SUBJECT	DESCRIPTION	PAGE NUMBER
Maintenance and Fleet	Status report Month of May 2025	1-8

DELAWARE RIVER JOINT TOLL BRIDGE COMMISSION
Meeting of June 30, 2025

MAINTENANCE / FLEET OPERATIONS MAY 2025

- Senior Director participated in Maintenance operations meeting to discuss issues related to Maintenance, Toll, HR and PSBS department.
- Senior Director participated in Teams in T-519A - Southern Operations and Maintenance Facilities Improvements (Bi-Weekly Progress Mtg.)
- Senior Director reviewed and approved invoices from J. Fletcher Creamer for Guide Rail repairs at various locations.
- Senior Director reviewed Use of Facilities requests for May 2025 and forwarded Certificates of Insurance for review and approval.
- Senior Director prepared monthly maintenance and fleet report for the May 2025 staff agenda meeting.
- Senior Director prepared and forwarded report of Use of Commission Facilities for the month May 2025.

Maintenance Operations

- Director of Maintenance reviewed, and approved P Card purchases for the month of May from Regional Maintenance Supervisors.
- Director of Maintenance provided Senior Director with monthly reports of activities completed for the month of May from Regional Maintenance Supervisors.
- Director of Maintenance participated in oral interviews for vacant maintenance worker positions.
- TM/SRMC/SF maintenance continued stormwater projects (facility sop, litter pickup, street sweeping and inlet inspection) entered information into Maximo.
- TM/SRMC/SF maintenance crews reset attenuator after accident in lanes four and five on Trenton Morrisville toll plaza.
- TM/ SRMC/SF maintenance repaired and replaced damaged signs at Langhorne and Trenton Morrisville locations.
- TM/SRMC/SF maintenance completed painting the center line at Calhoun St. tolls supported bridge.

DELAWARE RIVER JOINT TOLL BRIDGE COMMISSION
Meeting of June 30, 2025

- TM/SRMC/SF maintenance removed graffiti from Route one north area of Trenton Morrisville toll plaza.
- TM/SRMC/SF maintenance completed street sweeping on Route 295 and surrounding area.
- TM/SRMC/SF maintenance completed numerous GEC inspection report recommendations.
- TM/SRMC/SF maintenance trimmed overgrown bush and debris on the Administration building grounds.
- New Hope maintenance continued stormwater projects (facility sop, litter pickup, street sweeping and inlet inspection) entered information into Maximo.
- New Hope maintenance assisted TM maintenance with painting center line at Calhoun St. bridge and crosswalk lines at Centre Bridge Stockton.
- New Hope maintenance completed GEC inspection report repairs at New Hope Lambertville and Washington Crossing toll supported bridge.
- New Hope maintenance completed concrete roadway repairs on route 202 north and southbound lanes.
- New Hope maintenance began work on foot walk replacement project at Washington Crossings toll supported bridge.
- New Hope maintenance completed assisted Langhorne maintenance with installing kick plates on doors at Aet building.
- New Hope maintenance repaired potholes on highway and ramps at new Hope Toll bridge.
- I-78 maintenance continued stormwater projects (facility sop, litter pickup, street sweeping and inlet inspection) entered information into Maximo.
- I-78 Maintenance crews removed graffiti on I-78 main river bridge piers.
- I-78 maintenance installed new light pole on I-78 eastbound on ramp damaged from hit and run accident.

DELAWARE RIVER JOINT TOLL BRIDGE COMMISSION
Meeting of June 30, 2025

- I-78 maintenance completed street sweeping of toll plaza and I-78 east and westbound roadway.
- I-78 maintenance assisted General Engineering contractor with yearly inspection of I-78 bridge and facility.
- Easton Phillipsburg maintenance crews continue stormwater projects (facility sop, litter pickup, street sweeping and inlet inspection) entered information into Maximo.
- Easton Phillipsburg maintenance assisted General Engineering Contractor with inspection of toll bridge and maintenance facility.
- Easton Phillipsburg maintenance completed repairs of roof on old salt bin near administration building.
- Easton Phillipsburg maintenance completed repair of concrete spalls and Bank St. area.
- Easton Phillipsburg maintenance repaired floor tiles at Riverton Belvidere toll supported bridge.
- Easton Phillipsburg maintenance completed repairs to Northampton St. Toll supported bridge architectural lighting.
- Portland-Columbia maintenance continue stormwater projects (facility sop, litter pickup, street sweeping and inlet inspection) entered information into Maximo.
- Portland-Columbia maintenance replaced downspout and U-bolts on Washington St. abutment per inspection report.
- Portland- Columbia maintenance repaired garage door hinges and rollers in large storage building.
- Portland- Columbia maintenance mulched all flower beds at administration building and pedestrian bridge.
- Portland- Columbia maintenance repaired concrete floor in large storage building per inspection report

DELAWARE RIVER JOINT TOLL BRIDGE COMMISSION
Meeting of June 30, 2025

- Delaware Water Gap maintenance crews continue stormwater projects (facility sop, litter pickup, street sweeping and inlet inspection) entered information into Maximo.
- Delaware Water Gap maintenance completed landscaping project around building generator.
- Delaware Water Gap maintenance assisted Transcore with open road tolling Lane closure for equipment repair.
- Delaware Water Gap maintenance milled and paved two potholes in open road tolling lanes.
- Delaware Water Gap maintenance removed graffiti from bridge sidewalk area.
- Delaware Water Gap maintenance painted new parking lot lines and cross walk on toll plaza and administration building.
- Milford-Montague maintenance crews continue stormwater projects (facility sop, litter pickup, street sweeping and inlet inspection) entered information into Maximo.
- Milford-Montague maintenance ran street sweeper on roads and ramps on Bridge Commission property.
- Milford-Montague maintenance assisted engineering department with GEC inspection.
- Milford-Montague maintenance removed dying shrubs around logo in New Jersey, replaced with topsoil and grass seed.
- Milford-Montague maintenance installed new batteries in facility fire alarm system.
- Milford-Montague maintenance transported bucket truck to DWG for annual Altec boom inspection by American Test Center.

Fleet Department

- ESS New Bucket Dodge 3500 at upfitter.
- Purchasing and Fleet department working on next round of auction items.
- Traffic cone order received at NHL for new Cone/ TMA Truck.

DELAWARE RIVER JOINT TOLL BRIDGE COMMISSION
Meeting of June 30, 2025

- Three new Sewer Jet units enroute for delivery to Southern, Central, and Northern regions.
- SRMC received new Chevy 650 Cone/ TMA vehicle.
- EP Chevy E350 Bucket Truck in service.
- Sweeper certificate of origin request in process. ETA is end of June.

Repairs

- **SF-** PSBS BP-1 Patrol vehicle catalytic converter replaced.
- **LH-** Aspen repaired. Sensor parts replaced.
- **MM-** BP-8 Headlight issue repaired.
- **MM-** Chevy 6500 brake system repaired.
- **I78-** Wing Plow cylinder repaired.
- **SR-** BP-1 Laneblade damage repaired-back in service.
- **I78-** Two sets of tires purchased.
- **EP-** One set of tires purchased.

Miscellaneous Items

- All new assets accounted for in Maximo with appropriate registration and insurance as required.
- Registration renewals submitted as needed.
- Added new vehicles/ equipment to Fleet insurance as needed.
- Supplied accounting with new asset spread sheets.

Southern Region
LeVar Talley, Director of Maintenance
Richard Taitt Deputy Director of Maintenance
Larry Dubin, Regional Maintenance Supervisor, Trenton-Morrisville
Charles Slack, Regional Maintenance Supervisor, New Hope-Lambertville

Trenton-Morriville Toll Bridge

Task	JAN	FEB	MAR	APR	MAY	JUN	JUL	AUG	SEP	OCT	NOV	DEC	Total Staffing-Hours
Bridge Maintenance	160	96	224	240	80								800
Bldg./Facilities Maintenance	2,840	2,112	2,848	2,736	2,544								13,080
Grounds Maintenance	200	240	600	816	896								2,752
Road Maintenance	160	112	176	264	128								840
Snow/Ice Maintenance	728	744	0	0	0								1,472
Vehicle Maintenance	376	272	360	256	336								1,600
Miscellaneous	40	64	96	24	96								320
Total Man-hours	4,504	3,640	4,304	4,336	4,080	0	0	0	0	0	0	0	20,864

New Hope-Lambertville Toll Bridge

Task	JAN	FEB	MAR	APR	MAY	JUN	JUL	AUG	SEP	OCT	NOV	DEC	Total Staffing-Hours
Bridge Maintenance	72	32	160	304	192								760
Bldg./Facilities Maintenance	788	544	712	496	640								3,180
Grounds Maintenance	96	104	368	392	368								1,328
Road Maintenance	184	232	120	352	232								1,120
Snow/Ice Maintenance	632	624	80	24	0								1,360
Vehicle Maintenance	216	104	232	160	144								856
Miscellaneous	136	104	240	176	360								1,016
Total Man-hours	2,124	1,744	1,912	1,904	1,936	0	0	0	0	0	0	0	9,620

Central Region
LeVar Talley, Director of Maintenance
Richard Taitt Deputy Director of Maintenance
Steve Bosga, Regional Maintenance Supervisor, I-78
Nat Amato, Regional Maintenance Supervisor, Easton-Phillipsburg

Easton-Phillipsburg Toll Bridge

Task	JAN	FEB	MAR	APR	MAY	JUN	JUL	AUG	SEP	OCT	NOV	DEC	Total Staffing-Hours
Bridge Maintenance	368	272	416	304	736								2,096
Bldg./Facilities Maintenance	744	496	632	880	728								3,480
Grounds Maintenance	360	200	752	1,104	872								3,288
Road Maintenance	432	256	704	224	216								1,832
Snow/Ice Maintenance	504	608	0	0	0								1,112
Vehicle Maintenance	232	160	304	152	136								984
Miscellaneous	0	0	24	32	56								112
Total Man-hours	2,640	1,992	2,832	2,696	2,744	0	0	0	0	0	0	0	12,904

I-78 Toll Bridge

Task	JAN	FEB	MAR	APR	MAY	JUN	JUL	AUG	SEP	OCT	NOV	DEC	Total Staffing-Hours
Bridge Maintenance	0	0	0	0	40								40
Bldg./Facilities Maintenance	1,256	936	1120	864	848								5,024
Grounds Maintenance	152	200	472	496	680								2,000
Road Maintenance	16	8	320	192	48								584
Snow/Ice Maintenance	312	376	0	0	0								688
Vehicle Maintenance	304	200	192	240	240								1,176
Miscellaneous	8	24	80	32	16								160
Total Man-hours	2,048	1,744	2,184	1,824	1,872	0	0	0	0	0	0	0	9,672

Northern Region
LeVar Talley, Director of Maintenance
Richard Taitt Deputy Director of Maintenance
William Kresge, Regional Maintenance Supervisor - Portland Columbia
James Gower, Regional Maintenance Supervisor - Delaware Water Gap
Matt Meeker, Regional Maintenance Supervisor - Milford-Montague

Portland-Columbia Toll Bridge

Task	JAN	FEB	MAR	APR	MAY	JUN	JUL	AUG	SEP	OCT	NOV	DEC	Total Staffing-Hours
Bridge Maintenance	0	0	270	144	16								430
Bldg./Facilities Maintenance	556	438	422	444	416								2,276
Grounds Maintenance	136	148	122	261	268								935
Road Maintenance	0	0	25	195	28								248
Snow/Ice Maintenance	110	218	32	0	0								360
Vehicle Maintenance	232	158	218	90	118								816
Miscellaneous	8	32	64	110	8								222
Total Man-hours	1,042	994	1,153	1,244	854	0	0	0	0	0	0	0	5,287

Delaware Water Gap Toll Bridge

Task	JAN	FEB	MAR	APR	MAY	JUN	JUL	AUG	SEP	OCT	NOV	DEC	Total Staffing-Hours
Bridge Maintenance	0	8	16	311	136								471
Bldg./Facilities Maintenance	992	852	1,020	920	584								4,368
Grounds Maintenance	216	188	224	376	600								1,604
Road Maintenance	208	65	244	80	292								889
Snow/Ice Maintenance	168	384	0	64	0								616
Vehicle Maintenance	320	208	192	128	184								1,032
Miscellaneous	40	24	56	64	104								288
Total Man-hours	1,944	1,729	1,752	1,943	1,900	0	0	0	0	0	0	0	9,268

Milford-Montague Toll Bridge

Task	JAN	FEB	MAR	APR	MAY	JUN	JUL	AUG	SEP	OCT	NOV	DEC	Total Staffing-Hours
Bridge Maintenance	0	0	0	144	16								160
Bldg./Facilities Maintenance	670	540	638	544	540								2,932
Grounds Maintenance	62	64	112	148	332								718
Road Maintenance	0	0	32	56	24								112
Snow/Ice Maintenance	69	76	0	4	0								149
Vehicle Maintenance	176	144	202	88	224								834
Miscellaneous	0	0	16	24	48								88
Total Man-hours	977	824	1,000	1,008	1,184	0	0	0	0	0	0	0	4,993

DELAWARE RIVER JOINT TOLL BRIDGE COMMISSION

Meeting of June 30, 2025

USE OF FACILITIES REQUEST REPORT

MONTH OF MAY 2025

SUBJECT	DESCRIPTION	PAGE NUMBER
Use of Facilities	Use of Facilities Request-Month of May 2025	1

DELAWARE RIVER JOINT TOLL BRIDGE COMMISSION

Meeting of June 30, 2025

PROPERTY REPORT

Use of Commission Facilities

Facility	Organization	Date/Time	Description of Use
New Hope Toll Bridge	WSP Engineering	April 28, 2025, through June 13, 2025	Paint mapping targets and locate via survey GPS equipment.
New Hope Toll Supported Bridge	Elizabethtown Gas	April 28, 2025, through May 2, 2025	Skoda Contracting installation of gas main Bridge St.
New Hope Toll Bridge	Asphalt Paving Systems Inc.	April 2, 2025, through November 28, 2025	UOF Asphalt Paving Systems Inc. Route 206 Construction Signs
New Hope Toll Supported Bridge	New Hope Celebrates	May 17, 2025	New Hope Pride Parade.
Northampton St. Toll Supported Bridge	Veterans Council	May 26, 2025	Memorial Day Parade
Easton Phillipsburg	Comcast Cable	May 19, 2025, through November 19, 2025.	Trench asphalt and place coax under Thruway.