

**DELAWARE RIVER**  
**JOINT TOLL BRIDGE COMMISSION**  
**MINUTES**  
**MEETING OF JUNE 28, 2021**

**DELAWARE RIVER JOINT TOLL BRIDGE COMMISSION**

**MEMBERS OF THE COMMISSION**

**NEW JERSEY**

HONORABLE MICHAEL B. LAVERY  
**Chairman**

HONORABLE ALADAR KOMJATHY    HONORABLE GARRETT LEONARD VAN VLIET

HONORABLE LORI CIESLA                      HONORABLE YUKI MOORE LAURENTI  
**Treasurer**

**PENNSYLVANIA**

HONORABLE PAMELA JANVEY  
**Vice Chair**

HONORABLE AMY ZANELLI                      HONORABLE ISMAIL A. SHAHID

HONORABLE DANIEL GRACE                      HONORABLE JOHN D. CHRISTY  
**Secretary**

**DELAWARE RIVER JOINT TOLL BRIDGE COMMISSION**

**STANDING COMMITTEES**

**FINANCE, INSURANCE MANAGEMENT AND OPERATIONS**

**PENNSYLVANIA:** Grace, Shahid

**NEW JERSEY:** Ciesla,\*, Laurenti

**PROJECTS, PROPERTY AND EQUIPMENT**

**PENNSYLVANIA:** Christy\*, Zanelli

**NEW JERSEY:** Lavery, VanVliet

**PROFESSIONAL SERVICES**

**PENNSYLVANIA:** Grace, Janvey

**NEW JERSEY:** Komjathy, VanVliet\*

**PERSONNEL**

**PENNSYLVANIA:** Janvey\*, Grace

**NEW JERSEY:** Ciesla, Komjathy

---

**AUDIT COMMITTEE**

**PENNSYLVANIA:** Janvey, Shahid\*

**NEW JERSEY:** Laurenti, Lavery

**ADMINISTRATIVE COMMITTEE**

**PENNSYLVANIA:** Grace, Shahid

**NEW JERSEY:** Ciesla, Laurenti\*

Chairman and Vice Chair are Ex-Officio of All Committees

\*Chairperson of Committee

**DELAWARE RIVER JOINT TOLL BRIDGE COMMISSION**  
**RECAPITULATION OF COMMITTEE MEMBERSHIP**

<b>Lavery</b>	(1)	Ex-Officio of all Committees
	(2)	Projects, Property and Equipment
	(3)	Audit Committee
<b>Laurenti</b>	(1)	Finance, Insurance Management and Operations
	(2)	Audit Committee
	(3)	Administrative Committee (Chairperson)
<b>VanVliet</b>	(1)	Projects, Property and Equipment
	(2)	Professional Services (Chairperson)
<b>Ciesla</b>	(1)	Finance, Insurance Management and Operations (Chairperson)
	(2)	Personnel
	(3)	Administrative Committee
<b>Komjathy</b>	(1)	Professional Services
	(2)	Personnel
<b>Janvey</b>	(1)	Ex-Officio of all Committees
	(2)	Personnel Committee (Chairperson)
	(3)	Audit Committee
<b>Grace</b>	(1)	Finance, Insurance Management and Operations
	(2)	Professional Services (Chairperson)
	(3)	Personnel
	(4)	Administrative Committee
<b>Christy</b>	(1)	Projects, Property and Equipment (Chairperson)
<b>Zanelli</b>	(1)	Projects, Property and Equipment
<b>Shahid</b>	(1)	Finance, Insurance Management and Operations
	(2)	Audit Committee (Chairperson)
	(3)	Administrative Committee

**DELAWARE RIVER JOINT TOLL BRIDGE COMMISSION**

**PROFESSIONAL ASSOCIATES**

**CONSULTING ENGINEERS**

PICKERING, CORTS & SUMMERSON, INC.  
Newtown, Pennsylvania

**LEGAL COUNSEL**

ARCHER  
Philadelphia, Pennsylvania

FLORIO, PERRUCCI, STEINHARDT&CAPPELLI  
Phillipsburg, New Jersey

**LABOR COUNSEL**

STRADLEY, RONON  
Philadelphia, Pennsylvania

CHISEA, SHAHINIAN&GIANTOMASI  
West Orange, New Jersey

**AUDITOR**

MERCADIEN, P.C.  
Hamilton, New Jersey

**FINANCIAL ADVISOR**

ACACIA FINANCIAL GROUP  
Mt. Laurel, New Jersey

**COMMUNICATIONS CONSULTANT**

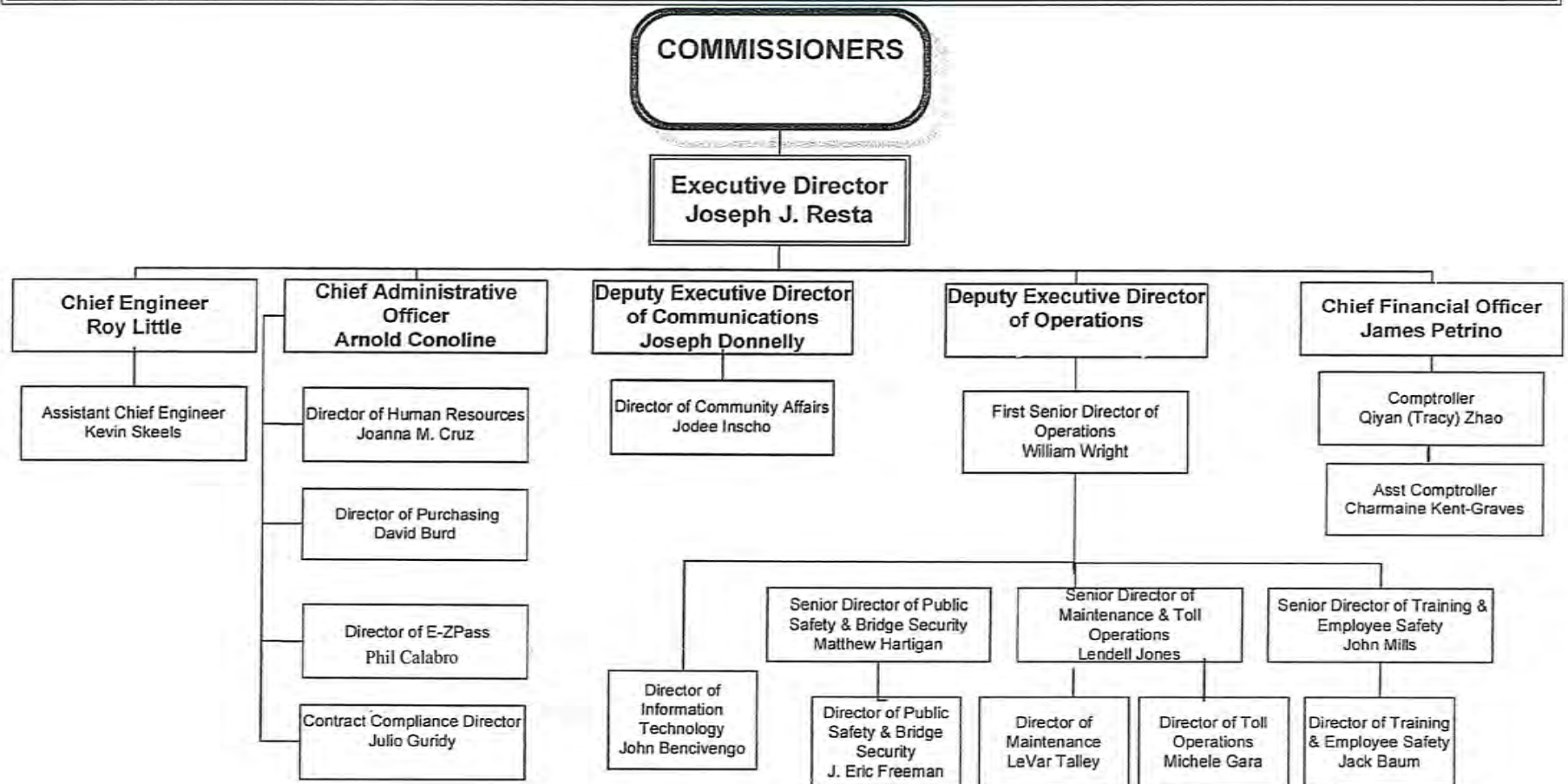
BELLVUE COMMUNICATIONS  
Philadelphia, Pennsylvania

**INVESTMENT ADVISOR**

STONERIDGE PMG ADVISORS, LLC  
Radnor, Pennsylvania

# DELAWARE RIVER JOINT TOLL BRIDGE COMMISSION

## ORGANIZATION CHART



Delaware River  
Joint Toll Bridge  
Commission

# DELAWARE RIVER JOINT TOLL BRIDGE COMMISSION

Meeting of June 28, 2021

## INDEX TO MINUTES

	PAGE
1. Call to Order .....	1
2. Appearances.....	1 - 2
3. Roll Call.....	2
4. Welcome Remarks of the Executive Director .....	2
5. Introduction of Comments from the Public .....	2
6. Executive Director's Report .....	2 - 3
7. Approval of Minutes for Commission Meeting Held May 24, 2021 .....	3 - 4
8. Approval of Operations Report Month of May, 2021 .....	4
9. Acceptance of the 2020 Audit Report, Submitted by Mercadien P.C. ....	4 - 5
10. Contract Renewal-Investment Manager for OPEB Trust Fund, Marquette Associates .....	5 - 6
11. Construction Services for Southern Operations and Maintenance Facilities Improvements, Contract T-519A .....	6 - 7
12. Structural/Civil Task Order Agreement, Contract C-759A, Award of Contract .....	7 - 8
13. Approval for Payment of Invoices Chiesa, Shahinian & Giantomasi, NJ Labor Counsel.....	8 - 9
14. Approval for Payment of Invoices Florio, Perrucci, Steinhardt, and Cappelli, NJ Legal Counsel .....	9 - 10
15. Approval for Payment of Invoices Stradley Ronon, PA Labor Counsel.....	10

# **DELAWARE RIVER JOINT TOLL BRIDGE COMMISSION**

## **Meeting of June 28, 2021**

16.	Approval for Payment of Invoices Archer Law, PA Legal Counsel .....	11
17.	Invite any Comments from the Public .....	12
18.	Scheduling of the July 26, 2021 Meeting .....	12
19.	Adjournment .....	12



# **DELAWARE RIVER JOINT TOLL BRIDGE COMMISSION**

**Meeting of June 28, 2021**

## **CALL TO ORDER**

The Regular Monthly Meeting of the Delaware River Joint Toll Bridge Commission was called to Order at the Scudder Falls Administration Building via Microsoft Teams on Monday, June 28, 2021 at 10:43 a.m. pursuant to notice properly forwarded to each member in compliance with the by-laws. Joseph J. Resta, Executive Director presided at this meeting.

## **APPEARANCES:**

### **COMMISSION MEMBERS:**

Hon. John Christy (Pennsylvania)  
Hon. Daniel Grace (Pennsylvania)  
Hon. Yuki Moore Laurenti (New Jersey)  
Hon. Lori Ciesla (New Jersey)  
Hon. Pamela Janvey (Pennsylvania)  
Hon. Michael Lavery (New Jersey)  
Hon. Garrett Van Vliet (New Jersey) (Rejoined at 10:45)  
Hon. Ismail Shahid (Pennsylvania)  
Hon. Aladar Komjathy (New Jersey)

### **COMMISSION MEMBERS ABSENT:**

Hon. Amy Zanelli (Pennsylvania)

### **COMMISSION COUNSEL:**

Jonathan Bloom, Stradley Ronon, Pennsylvania  
John Casey, Chiesa Shahnian & Giantomasi, New Jersey

### **GOVERNORS REPRESENTATIVES:**

Janice Venables, NJ Governor's Office  
Nedia Ralston, PA Governor's Office

### **COMMISSION STAFF MEMBERS:**

Joseph J. Resta, Executive Director  
Roy Little, Chief Engineer  
Arnold Conoline, Chief Administrative Officer  
Joseph Donnelly, Deputy Executive Director of Communications  
James Petrino, Chief Financial Officer  
Qiyang Zhao, Comptroller

# **DELAWARE RIVER JOINT TOLL BRIDGE COMMISSION**

**Meeting of June 28, 2021**

William Wright, First Senior Director of Operations  
Charles Straccioli, Program Manager of Technology  
John Bencivengo, Director of Information Technology  
Joanna Cruz, Human Resources Director  
Heather McConnell, Administrative Generalist Executive Office

## **PROFESSIONAL ASSOCIATES:**

Alex Styer, Bellevue Communications

## **OTHERS:**

Mike Sliko, Public  
John Smith, Public  
Jill Bolt, Public

## **ROLL CALL**

Joseph Resta, Executive Director, in his capacity as Secretary for this Meeting called the roll, and at the conclusion thereof, reported that there was a quorum present-there being four members present from the Commonwealth of Pennsylvania and five members present from the State of New Jersey.

## **WELCOMING REMARKS OF THE EXECUTIVE DIRECTOR**

Executive Director Resta welcomed those persons whose identities are set forth hereinabove under "Appearances".

## **INTRODUCE ANY COMMENTS FROM THE PUBLIC**

Executive Director Resta addressed the meeting and invited any comments from the public on items pertaining to today's Agenda. No questions were presented.

## **EXECUTIVE DIRECTORS REPORT**

Joseph Resta, Executive Director, addressed the meeting and said;

*Good Morning Commissioners, last month in May, the Delaware River Joint Toll Bridge Commission conducted its Annual Meeting and Election of Officers for the ensuing year. It is with that consistency of leadership and dedication to service that Commissioners approach the agenda for today's Commission meeting. Based on the covenants of the Commission's Bond Indenture, the Commission conducts, and Commissioners adopt, an annual independent audit of its financial statements. Despite the effects of the pandemic on our workplace environment,*

# DELAWARE RIVER JOINT TOLL BRIDGE COMMISSION

## Meeting of June 28, 2021

*Mercadien, the Commission's independent auditor, performed the audit with the full cooperation and assistance from Commission staff, for that, we thank all involved for their hard work and persistence. I am pleased to report that the Auditor issued an "unmodified" or clean opinion on the financial statements ending 12/31/2020 and that according to government accounting standards, there were no findings regarding: internal control over financial reporting, noncompliance with laws, regulations, contracts and agreements. Subsequent to the passage of the resolution for today's consideration, the Audit will be placed on the Commission's website as have prior year's audits. Today's meeting also considers award for construction services for the Southern Operations and Maintenance Facilities Improvements project at our Morrisville and Langhorne locations, the last in a group of projects for facilities that support the expanded responsibilities of the Commission due to the replacement of the Scudder Falls Bridge in this region. Commission staff are also preparing the recommendations to Commissioners for future consideration of the suspension of the operations of the Commission under the Continuity of Operations Essential Plan (COP-E) which begins the process whereby the workplace adjusts to post-pandemic environment to fulfill its mission. It has certainly not been easy for employees to operate under this plan, but deemed necessary by Commissioners due to the public health crisis.*

*Thank you Commissioners, this concludes my report.*

## APPROVAL OF MINUTES FOR COMMISSION MEETING HELD MAY 24, 2021

### R: 4488-06-21-ADM-01-06-21

Executive Director Resta addressed the meeting and requested the adoption of a Resolution approving the Minutes of the Commission Meeting held May 24, 2021.

At the conclusion of the review, Commissioner Komjathy moved and Commissioner Christy seconded the adoption of the following Resolution:

**"RESOLVED**, by the Delaware River Joint Toll Bridge Commission at its Regular Meeting assembled this 28<sup>th</sup> day of June 2021 that the Minutes of the Commission Meeting held on May 24, 2021 be and the same hereby are approved."

Executive Director Resta was requested to conduct a Roll Call Vote.

<b><u>NEW JERSEY</u></b>	<b><u>Yes</u></b>	<b><u>No</u></b>	<b><u>PENNSYLVANIA</u></b>	<b><u>Yes</u></b>	<b><u>No</u></b>
Mr. Komjathy	X		Mr. Shahid	X	
Ms. Ciesla	X		Ms. Zanelli		
Mr. Van Vliet	X		Mr. Christy	X	
Ms. Laurenti	X		Mr. Grace	X	
Mr. Lavery	X		Ms. Janvey	X	

Executive Director Resta reported that there were five affirmative votes from New Jersey, and four affirmative votes from Pennsylvania.

# DELAWARE RIVER JOINT TOLL BRIDGE COMMISSION

## Meeting of June 28, 2021

Executive Director Resta then invited any further questions on the Resolution. No further questions were presented and the Resolution was unanimously adopted.

### APPROVAL OF OPERATIONS REPORT-MONTH OF MAY 2021

**R: 4489-06-21-ADM-02-06-21**

Executive Director Resta addressed the meeting and asked if there were any questions on any of the reports contained in the “Operations Report”.

At the conclusion of the review, Vice Chair Janvey moved and Chairman Lavery seconded the adoption of the following Resolution:

“**RESOLVED**, by the Delaware River Joint Toll Bridge Commission at its’ Regular Meeting assembled this 28<sup>th</sup> day of June 2021 that the Operations Report, which reflects Commission activity for the month of May 2021 is hereby approved.”

Executive Director Resta was requested to conduct a Roll Call Vote.

<u>NEW JERSEY</u>	<u>Yes</u>	<u>No</u>	<u>PENNSYLVANIA</u>	<u>Yes</u>	<u>No</u>
Mr. Komjathy	X		Mr. Shahid	X	
Ms. Ciesla	X		Ms. Zanelli		
Mr. Van Vliet	X		Mr. Christy	X	
Ms. Laurenti	X		Mr. Grace	X	
Mr. Lavery	X		Ms. Janvey	X	

Executive Director Resta reported that there were five affirmative votes from New Jersey, and four affirmative votes from Pennsylvania.

Executive Director Resta then invited any further questions on the Resolution. No further questions were presented and the Resolution was unanimously adopted.

### ACCEPTANCE OF THE 2020 AUDIT REPORT, SUBMITTED BY MERCADIEN P.C.

**R: 4490-06-21-AUD-01-06-21**

Executive Director Resta addressed the Meeting and asked the Commission Members if, after their review, there were any questions.

At the conclusion of the review, Commissioner Shahid moved and Chairman Lavery seconded the adoption of the following Resolution,

“**RESOLVED**, by the Delaware River Joint Toll Bridge Commission at its Regular Meeting assembled this 28<sup>th</sup> day of June 2021, that the Commission hereby authorizes receipt, acceptance and filing of the Audited Financial Statements and Independent Auditors’ Report for the year

# DELAWARE RIVER JOINT TOLL BRIDGE COMMISSION

## Meeting of June 28, 2021

ended December 31, 2020 as submitted by Mercadien, P.C., the Commission's independent auditing firm."

Executive Director Resta was requested to conduct a Roll Call Vote.

<u>NEW JERSEY</u>	<u>Yes</u>	<u>No</u>	<u>PENNSYLVANIA</u>	<u>Yes</u>	<u>No</u>
Mr. Komjathy	X		Mr. Shahid	X	
Ms. Ciesla	X		Ms. Zanelli		
Mr. Van Vliet	X		Mr. Christy	X	
Ms. Laurenti	X		Mr. Grace	X	
Mr. Lavery	X		Ms. Janvey	X	

Executive Director Resta reported that there were five affirmative votes from New Jersey, and four affirmative votes from Pennsylvania.

Executive Director Resta then invited any further questions on the Resolution. No further questions were presented and the Resolution was unanimously adopted.

## **CONTRACT RENEWAL-INVESTMENT MANAGER FOR OPEB TRUST FUND, MARQUETTE ASSOCIATES**

### **R: 4491-05-6-21-ADM-03-06-21**

Executive Director Resta addressed the Meeting and asked the Commission Members if, after their review, there were any questions.

At the conclusion of the review, Commissioner Laurenti was happy to move and Commissioner Grace seconded the adoption of the following Resolution:

**"RESOLVED**, by the Delaware River Joint Toll Bridge Commission at its' Regular Meeting assembled this 28<sup>th</sup> day of June 2021 that, the Delaware River Joint Toll Bridge Commission hereby approves the one-year renewal through June 30, 2022 of the contract with Marquette Associates, Inc. for investment management services related to the OPEB Trust Fund under the existing terms and fee structure as provided in the contract, and

**"RESOLVED**, The Commission further authorizes the Executive Director to prepare and deliver appropriate notice(s) to Marquette Associates, Inc. and US Bank, Trustee for the OPEB Trust Fund, and to take all other actions as necessary on behalf of the Commission and the Administrative Committee to effectuate the intent of this resolution."

# DELAWARE RIVER JOINT TOLL BRIDGE COMMISSION

## Meeting of June 28, 2021

Executive Director Resta was requested to conduct a Roll Call Vote.

<u>NEW JERSEY</u>	<u>Yes</u>	<u>No</u>	<u>Abstain</u>	<u>PENNSYLVANIA</u>	<u>Yes</u>	<u>No</u>	<u>Abstain</u>
Mr. Komjathy	X			Mr. Shahid	X		
Ms. Ciesla	X			Ms. Zanelli			
Mr. Van Vliet	X			Mr. Christy	X		
Ms. Laurenti	X			Mr. Grace	X		
Mr. Lavery	X			Ms. Janvey			X

Executive Director Resta reported that there were five affirmative votes from New Jersey, and three affirmative votes from Pennsylvania.

Executive Director Resta then invited any further questions on the Resolution. No further questions were presented and the Resolution was adopted.

### CONSTRUCTION SERVICES FOR SOUTHERN OPERATIONS AND MAINTENANCE FACILITIES IMPROVEMENTS, CONTRACT T-519A

#### R: 4492-06-21- ENG-01-06-21

Executive Director Resta addressed the Meeting and asked the Commission Members if, after their review, there were any questions.

At the conclusion of the review, Chairman Lavery moved and Vice Chair Janvey seconded the adoption of the following Resolution:

**"RESOLVED**, by the Delaware River Joint Toll Bridge Commission at its Regular Meeting assembled this 28<sup>th</sup> day of June 2021 that, the Commission award Contract No. T-519A – Southern Operations and Maintenance Facilities Improvements, Trenton-Morrisville Salt Operations, to Bracy Construction. Inc. of Allentown, Pennsylvania for a not-to-exceed amount of \$56,535,181.25;

**"RESOLVED**, Identify the General Reserve Fund as the source of funds required for payment of any invoices;

**"RESOLVED:** The Executive Director is hereby authorized to approve and execute all necessary contracts on behalf of the DRJTBC."

Commissioner Komjathy addressed the meeting and said

*Mr. Resta, I'm going to vote in the affirmative on this contract. However, I would like to have it known I know there has been a boat load of discussion about this contractor and about their use of minority and independent women businesses. I know that our construction manager, knows about this, but this is something that, that we had long discussion about and I hope these folks take it that we are for real on this. I will vote yes.*

# DELAWARE RIVER JOINT TOLL BRIDGE COMMISSION

## Meeting of June 28, 2021

Executive Director Resta addressed the meeting and said

*Thank you, Commissioner.*

Executive Director Resta was requested to conduct a Roll Call Vote.

<u>NEW JERSEY</u>	<u>Yes</u>	<u>No</u>	<u>Abstain</u>	<u>PENNSYLVANIA</u>	<u>Yes</u>	<u>No</u>	<u>Abstain</u>
Mr. Komjathy	X			Mr. Shahid	X		
Ms. Ciesla	X			Ms. Zanelli			
Mr. Van Vliet	X			Mr. Christy	X		
Ms. Laurenti	X			Mr. Grace			X
Mr. Lavery	X			Ms. Janvey	X		

Executive Director Resta reported that there were five affirmative votes from New Jersey, and three affirmative votes from Pennsylvania.

Executive Director Resta then invited any further questions on the Resolution. No further questions were presented and the Resolution was adopted.

### **STRUCTURAL/CIVIL TASK ORDER AGREEMENT, CONTRACT C-759A, AWARD OF CONTRACT**

#### **R: 4493-06-21- ENG-02-06-21**

Executive Director Resta addressed the Meeting and asked the Commission Members if, after their review, there were any questions.

At the conclusion of the review, Commissioner Christy moved and Commissioner Ciesla seconded the adoption of the following Resolution:

**"RESOLVED**, by the Delaware River Joint Toll Bridge Commission at its Regular Meeting assembled this 28<sup>th</sup> day of June 2021 that, the Commission award Contract No. C-759A, Structural/Civil Task Order Agreement, to Naik Consulting Group, P.C. of Edison, NJ, for a twenty-four (24) month period for an amount not-to-exceed \$1,000,000;

**"RESOLVED:** Identify the General Reserve Fund as the source of funds required for payment of any invoices;

**"RESOLVED:** The Executive Director is hereby authorized to approve and execute all necessary contracts on behalf of the DRJTBC."

# DELAWARE RIVER JOINT TOLL BRIDGE COMMISSION

## Meeting of June 28, 2021

Commissioner Komjathy addressed the meeting and said

*Hey, Joe, I don't know if this is the point, but I just want to notify my fellow Commissioners that in accordance with the Commission's conflict of interest policy I am recusing myself from this discussion and vote on resolution number ENG-02-06-21, the structural civil service task order agreement contract C-759A, award of contract.*

Executive Director Resta addressed the meeting and said

*Okay. Thank you, Commissioner.*

Executive Director Resta was requested to conduct a Roll Call Vote.

<u>NEW JERSEY</u>	<u>Yes</u>	<u>No</u>	<u>Recusal</u>	<u>PENNSYLVANIA</u>	<u>Yes</u>	<u>No</u>	<u>Abstain</u>
Mr. Komjathy			X	Mr. Shahid	X		
Ms. Ciesla	X			Ms. Zanelli			
*Mr. Van Vliet				Mr. Christy	X		
Ms. Laurenti	X			Mr. Grace	X		
Mr. Lavery	X			Ms. Janvey	X		

\*Commissioner Van Vliet was experiencing communication difficulties

Executive Director Resta reported that there were three affirmative votes from New Jersey, and four affirmative votes from Pennsylvania.

Executive Director Resta then invited any further questions on the Resolution. No further questions were presented and the Resolution was adopted.

### **APPROVAL FOR PAYMENT OF INVOICES CHIESA, SHAHINIAN & GIANTOMASI, NJ LABOR COUNSEL**

**R: 4494-06-21- ACCT -01-06-21**

Executive Director Resta addressed the Meeting and asked the Commission Members if, after their review, there were any questions.

At the conclusion of the review, Chairman Lavery and Vice Chair Janvey seconded the adoption of the following Resolution:

**“RESOLVED**, by the Delaware River Joint Toll Bridge Commission at its Regular Meeting assembled this 28<sup>th</sup> day of June 2021, via this Resolution, authorizes payment of invoices #530141 and #53143 in the total amount due of \$ 11,240.00 for professional services rendered to Chiesa, Shahinian & Giantomasi, New Jersey Labor Counsel;

**“RESOLVED:** Identifying the Operating Fund as the source of funds required for any and all disbursements.”



# DELAWARE RIVER JOINT TOLL BRIDGE COMMISSION

## Meeting of June 28, 2021

Executive Director Resta was requested to conduct a Roll Call Vote.

<u>NEW JERSEY</u>	<u>Yes</u>	<u>No</u>	<u>PENNSYLVANIA</u>	<u>Yes</u>	<u>No</u>
Mr. Komjathy	X		Mr. Shahid	X	
Ms. Ciesla	X		Ms. Zanelli		
*Mr. Van Vliet			Mr. Christy	X	
Ms. Laurenti	X		Mr. Grace	X	
Mr. Lavery	X		Ms. Janvey	X	

\*Commissioner Van Vliet was experiencing communication difficulties

Executive Director Resta reported that there were four affirmative votes from New Jersey, and four affirmative votes from Pennsylvania.

Executive Director Resta then invited any further questions on the Resolution. No further questions were presented and the Resolution was unanimously adopted.

### APPROVAL FOR PAYMENT OF INVOICES

#### FLORIO, PERRUCCI, STEINHARDT AND CAPPELLI, NJ LEGAL COUNSEL

**R: 4495-06-21- ACCT -02-06-21**

Executive Director Resta addressed the Meeting and asked the Commission Members if, after their review, there were any questions.

At the conclusion of the review, Chairman Lavery and Vice Chair Janvey seconded the adoption of the following Resolution:

**“RESOLVED**, by the Delaware River Joint Toll Bridge Commission at its Regular Meeting assembled this 28<sup>th</sup> day of June 2021, via this Resolution, authorizes payment of invoices #194618, #193711, #197952, #198173, #198172, # 198171, #199126 and #197953 in the total amount due of \$ 16,769.35 for Capital and Non-Capital Professional Services to Florio, Perrucci, Steinhardt and Cappelli, NJ Legal Counsel.

**“RESOLVED:** Identifying the Operating Fund as the source of funds required for any and all disbursements.”

Executive Director Resta was requested to conduct a Roll Call Vote.

<u>NEW JERSEY</u>	<u>Yes</u>	<u>No</u>	<u>PENNSYLVANIA</u>	<u>Yes</u>	<u>No</u>
Mr. Komjathy	X		Mr. Shahid	X	
Ms. Ciesla	X		Ms. Zanelli		
*Mr. Van Vliet			Mr. Christy	X	
Ms. Laurenti	X		Mr. Grace	X	
Mr. Lavery	X		Ms. Janvey	X	

\*Commissioner Van Vliet was experiencing communication difficulties.

# DELAWARE RIVER JOINT TOLL BRIDGE COMMISSION

## Meeting of June 28, 2021

Executive Director Resta reported that there were four affirmative votes from New Jersey, and four affirmative votes from Pennsylvania.

Executive Director Resta then invited any further questions on the Resolution. No further questions were presented and the Resolution was unanimously adopted.

### APPROVAL FOR PAYMENT OF INVOICES STRADLEY RONON, PA LABOR COUNSEL

#### R: 4496-06-21- ACCT -03-06-21

Executive Director Resta addressed the Meeting and asked the Commission Members if, after their review, there were any questions.

At the conclusion of the review, Chairman Lavery and Vice Chair Janvey seconded the adoption of the following Resolution:

**“RESOLVED**, by the Delaware River Joint Toll Bridge Commission at its Regular Meeting assembled this 28<sup>th</sup> day of June 2021, via this Resolution, authorization for payment of invoice #21052080 in the total amount of \$ 3,260.00 for Services Rendered to Stradley Ronon, PA Labor Counsel.

**“RESOLVED:** Identifying the Operating Fund as the source of funds required for any and all disbursements.”

Executive Director Resta was requested to conduct a Roll Call Vote.

<u>NEW JERSEY</u>	<u>Yes</u>	<u>No</u>	<u>PENNSYLVANIA</u>	<u>Yes</u>	<u>No</u>
Mr. Komjathy	X		Mr. Shahid	X	
Ms. Ciesla	X		Ms. Zanelli		
*Mr. Van Vliet			Mr. Christy	X	
Ms. Laurenti	X		Mr. Grace	X	
Mr. Lavery	X		Ms. Janvey	X	

\*Commissioner Van Vliet was experiencing communication difficulties.

Executive Director Resta reported that there were four affirmative votes from New Jersey, and four affirmative votes from Pennsylvania.

Executive Director Resta then invited any further questions on the Resolution. No further questions were presented and the Resolution was unanimously adopted.

# DELAWARE RIVER JOINT TOLL BRIDGE COMMISSION

Meeting of June 28, 2021

## APPROVAL FOR PAYMENT OF INVOICES ARCHER LAW, PA LEGAL COUNSEL

**R: 4497-06-21- ACCT -04-06-21**

Executive Director Resta addressed the Meeting and asked the Commission Members if, after their review, there were any questions.

At the conclusion of the review, Chairman Lavery and Vice Chair Janvey seconded the adoption of the following Resolution:

**“RESOLVED**, by the Delaware River Joint Toll Bridge Commission at its Regular Meeting assembled this 24<sup>th</sup> day of May 2021, via this Resolution, authorization for payment of invoices #4219736, #4219737, #4219738 and #4219739 in the total amount of \$ 3,060.00 for Professional Services Rendered.

**“RESOLVED:** Identifying the Operating Fund as the source of funds required for any and all disbursements.”

\*Commissioner Van Vliet was experiencing communication difficulties

Executive Director Resta was requested to conduct a Roll Call Vote.

<u>NEW JERSEY</u>	<u>Yes</u>	<u>No</u>	<u>PENNSYLVANIA</u>	<u>Yes</u>	<u>No</u>
Mr. Komjathy	X		Mr. Shahid	X	
Ms. Ciesla	X		Ms. Zanelli		
*Mr. Van Vliet			Mr. Christy	X	
Ms. Laurenti	X		Mr. Grace	X	
Mr. Lavery	X		Ms. Janvey	X	

Executive Director Resta reported that there were four affirmative votes from New Jersey, and four affirmative votes from Pennsylvania.

Executive Director Resta then invited any further questions on the Resolution. No further questions were presented and the Resolution was unanimously adopted.

# **DELAWARE RIVER JOINT TOLL BRIDGE COMMISSION**

**Meeting of June 28, 2021**

## **INVITE ANY COMMENTS FROM THE PUBLIC**

Executive Director Resta invited any Comments from the public.

## **SCHEDULING OF THE JULY 26, 2021 MEETING.**

Executive Director Resta addressed the Meeting and stated that the Commission's next meeting will be the scheduled to be held Monday, July 26, 2021.

This meeting will be called to Order at 10:30 a.m. at the Scudder Falls Administration Building, 1199 Woodside Road, Yardley, PA 19067.

Executive Director Resta assured the Commission Members that an "Official Notice of Meeting" would be forwarded to each and every Member of the Commission.

## **ADJOURNMENT**

Executive Director Resta invited a motion for Adjournment.

Chairman Lavery then moved that the Meeting be adjourned and Commissioner Ciesla seconded the motion. The voice vote was unanimously affirmative and the Meeting was adjourned at 11:02 am, Monday, June 28, 2021.

**Prepared and submitted by:**



HEATHER MCCONNELL  
Administrative Generalist Executive Offices

**Attested by:**



ARNOLD J. CONOLINE  
Assistant Secretary/Treasurer

**Approved by:**



JOSEPH J. RESTA  
Executive Director

# **DELAWARE RIVER JOINT TOLL BRIDGE COMMISSION**

**Meeting of June 28, 2021**

## **FINANCE**

The following Pages reflect the reports on those items assigned to the Finance Department. Each item is reported separately and page numbered accordingly.

**DELAWARE RIVER JOINT TOLL BRIDGE COMMISSION**

**Meeting of June 28, 2021**

<b>SUBJECT</b>	<b>DESCRIPTION</b>	<b>PAGE NUMBER</b>
<b>Accounting</b>	<b>Status of Cash Balances at May 31, 2021</b>	<b>1</b>
<b>Accounting</b>	<b>Status of Bond Retirement at May 31, 2021</b>	<b>2</b>
<b>Accounting</b>	<b>Status of Investments at May 31, 2021</b>	<b>3-6</b>
<b>Accounting</b>	<b>Status of Toll Traffic and Revenue &amp; Toll Supported Traffic Month of May 2021 Compared with Month of May 2020</b>	<b>7-22</b>
<b>Accounting</b>	<b>Statistical Summary of Expenditures on Toll Bridges and Toll Supported Bridges Accounts for the Period May 1, 2021 through May 31, 2021</b>	<b>23-31</b>
<b>Accounting</b>	<b>Statement of Revenue and Expenses: Five Months Period ending May 31, 2021</b>	<b>32</b>

**DELAWARE RIVER JOINT TOLL BRIDGE COMMISSION**

**Meeting of June 28, 2021**

**There follows Cash Balances of the Commission at May 31, 2021 for the  
information and review of the Members:**

**COMMISSION CASH DEPOSITS**

Wells Fargo Bank, N. A.

Revenue Fund	8,318,128
--------------	-----------

Payroll Fund	143,852
--------------	---------

Insurance Clearing Account	750,000
----------------------------	---------

<b>TOTAL</b>	<b>\$ 9,211,980</b>
--------------	---------------------

**CASH DEPOSIT GUARANTEES**

**Wells Fargo Bank**

**PA ACT 72**

**FULL BALANCE**

**DELAWARE RIVER JOINT TOLL BRIDGE COMMISSION**

**Meeting of June 28, 2021**

**STATUS OF BRIDGE REVENUE BONDS AT MAY 31, 2021**

	SERIES 2012A			SERIES 2015			SERIES 2017			SERIES 2019A			SERIES 2019B			Total	
Maturity	Yield	Principal Amount	Maturities & Calls	Yield	Principal Amount	Maturities & Calls	Yield	Principal Amount	Maturities & Calls	Yield	Principal Amount	Maturities & Calls	Yield	Principal Amount	Maturities & Calls	Average Yield	Remaining Outstanding
7/1/2012																	
7/1/2013	0.35%	4,435,000	4,435,000														
7/1/2014		N/A															
7/1/2015		N/A															
7/1/2016	0.85%	1,030,000	1,030,000														
7/1/2017	1.09%	1,065,000	1,065,000														
7/1/2018	1.33%	1,100,000	1,100,000														
7/1/2019	1.61%	1,145,000	1,145,000	0	2,410,000	2,410,000											
7/1/2020	1.90%	1,195,000	1,195,000	1.62%	2,540,000	2,540,000	1.00%	945,000	945,000	1.17%	505,000	505,000	1.17%	6,015,000	6,015,000		-
7/1/2021	2.14%	6,825,000		1.86%	2,540,000		1.00%	875,000		1.20%	435,000		1.20%	5,945,000		1.68%	16,620,000
7/1/2022	2.33%	4,000,000		2.10%	2,695,000		1.81%	1,740,000		1.23%	455,000		1.23%	6,255,000		1.74%	15,145,000
7/1/2022	2.33%	3,165,000								0.00%						2.33%	3,165,000
7/1/2023	2.50%	7,445,000		2.34%	2,795,000		2.03%	1,865,000		1.25%	480,000		1.25%	6,565,000		1.97%	19,150,000
7/1/2024	2.60%	7,815,000	7,815,000	2.43%	2,935,000		2.31%	1,970,000		1.31%	8,015,000		1.31%	6,830,000		1.58%	19,750,000
7/1/2025	2.67%	8,205,000	8,205,000	2.55%	3,015,000		2.52%	1,070,000		1.40%	8,170,000		1.40%	7,195,000		1.64%	19,450,000
7/1/2026	2.73%	5,000,000	5,000,000	2.73%	3,180,000					1.49%	8,585,000		1.49%	7,515,000		1.69%	19,280,000
7/1/2026	3.01%	3,620,000	3,620,000														-
7/1/2027	3.06%	7,015,000	7,015,000	3.10%	4,540,000		2.80%	20,000		1.59%	5,800,000		1.59%	7,880,000		1.97%	18,240,000
7/1/2027	3.12%	2,000,000														3.12%	2,000,000
7/1/2028	3.17%	9,355,000	9,355,000	3.28%	3,380,000		2.95%	35,000		1.69%	9,410,000		1.69%	8,300,000		1.95%	21,125,000
7/1/2029	3.21%	1,345,000		3.04%	3,480,000	3,480,000	3.08%	8,380,000		1.77%	3,725,000		1.77%	8,670,000		2.35%	22,120,000
7/1/2030	3.27%	1,385,000		3.10%	3,670,000	3,670,000	3.19%	8,845,000		1.85%	3,930,000		1.85%	9,045,000		2.45%	23,205,000
7/1/2031		N/A		3.14%	3,785,000	3,785,000	3.27%	10,765,000		1.91%	4,055,000		1.91%	9,520,000		2.51%	24,340,000
7/1/2032		N/A		3.55%	545,000		3.35%	14,735,000		1.97%	725,000		1.97%	9,995,000		2.79%	26,000,000
7/1/2033		N/A		3.56%	10,595,000		3.41%	15,715,000		2.09%	760,000					3.43%	27,070,000
7/1/2034		N/A		3.60%	11,020,000		3.47%	16,500,000		2.16%	800,000					3.48%	28,320,000
7/1/2035		N/A		3.64%	11,460,000		3.52%	17,325,000		2.21%	835,000					3.53%	29,620,000
7/1/2036		N/A		3.73%	11,920,000		3.56%	18,190,000		2.25%	880,000					3.59%	30,990,000
7/1/2037		N/A			N/A		3.59%	22,015,000		2.29%	925,000					3.54%	22,940,000
7/1/2038		N/A			N/A		3.64%	23,115,000		2.32%	970,000					3.59%	24,085,000
7/1/2039		N/A			N/A		3.64%	24,270,000		2.35%	1,020,000					3.59%	25,290,000
7/1/2040		N/A			N/A		3.64%	25,485,000		2.50%	1,070,000					3.59%	26,555,000
7/1/2041		N/A			N/A		3.64%	26,760,000		2.50%	1,125,000					3.59%	27,885,000
7/1/2042		N/A			N/A		3.64%	28,100,000		2.50%	1,180,000					3.59%	29,280,000
7/1/2043		N/A			N/A		3.69%	15,930,000		2.50%	1,240,000					3.60%	17,170,000
7/1/2043		N/A			N/A		4.04%	13,575,000								4.04%	13,575,000
7/1/2044		N/A			N/A		3.69%	16,590,000		2.50%	1,300,000					3.60%	17,890,000
7/1/2044		N/A			N/A		4.04%	14,255,000								4.04%	14,255,000
7/1/2045		N/A			N/A		3.69%	17,275,000		3.04%	1,365,000					3.64%	18,640,000
7/1/2045		N/A			N/A		4.04%	14,965,000								4.04%	14,965,000
7/1/2046		N/A			N/A		3.69%	17,990,000		3.04%	1,405,000					3.64%	19,395,000
7/1/2046		N/A			N/A		4.04%	15,715,000								4.04%	15,715,000
7/1/2047		N/A			N/A		3.69%	18,745,000		3.04%	1,450,000					3.64%	20,195,000
7/1/2047		N/A			N/A		4.04%	16,490,000								4.04%	16,490,000
7/1/2048										3.04%	1,490,000					3.04%	1,490,000
7/1/2049										3.04%	1,535,000					3.04%	1,535,000
		\$ 77,145,000	\$ 50,980,000		\$ 86,505,000	\$ 15,885,000		\$ 430,250,000	\$ 945,000		\$ 73,640,000	\$ 505,000		\$ 99,730,000	\$ 6,015,000		\$ 692,940,000

Footnote:



**Delaware River Joint TBC  
Purchases Report  
Sorted by Purchase Date - Fund  
May 1, 2021 - May 31, 2021**

CUSIP	Investment #	Fund	Sec. Type	Issuer	Original Par Value	Purchase Date	Payment Periods	Principal Purchased	Accrued Interest at Purchase	Rate at Purchase	Maturity Date	YTM	Ending Book Value
64971XYN2	10875	01GRF	FAC	NYCTRA	5,500,000.00	05/04/2021	11/01 - 05/01	5,480,640.00	233.75	0.510	11/01/2024	0.612	5,481,055.85
58989V2C7	10879	01GRF	FAC	METTOW	570,000.00	05/17/2021	10/05 - 04/05	571,396.50	443.33	0.700	04/05/2024	0.654	571,377.66
822582BZ4	10881	01GRF	FAC	SHELL	3,000,000.00	05/17/2021	11/13 - 05/13	3,225,660.00	1,166.67	3.500	11/13/2023	0.380	3,222,134.06
62455BBB0	10882	01GRF	ACP	MOUNCL	4,000,000.00	05/25/2021	02/11 - At Maturity	3,993,304.44		0.230	02/11/2022	0.234	3,993,483.33
16536JB14	10876	06CF19A	ACP	CHESHA	3,000,000.00	05/07/2021	02/01 - At Maturity	2,995,500.00		0.200	02/01/2022	0.204	2,995,916.67
40588LZA0	10877	06CF19A	ACP	HALKIN	5,000,000.00	05/14/2021	12/10 - At Maturity	4,994,458.30		0.190	12/10/2021	0.194	4,994,933.30
40588LZU6	10878	06CF19A	ACP	HALKIN	5,000,000.00	05/14/2021	12/28 - At Maturity	4,993,983.30		0.190	12/28/2021	0.194	4,994,458.30
<b>Total Purchases</b>					<b>26,070,000.00</b>			<b>26,254,942.54</b>	<b>1,843.75</b>				<b>26,253,359.17</b>



**Delaware River Joint TBC  
Investment Classification  
Sorted by Fund - Maturity Date  
May 31, 2021**

DRJTBC

CUSIP	Investment #	Fund	Issuer	Investment Class	Par Value	YTM	Maturity Date	Market Price	Market Date	Market Value	Book Value	Reported Value
<b>Debt Service Fund</b>												
38145C752	10113	01DSF	Goldman Sachs Ila Fed Port	Amort	24,177.14	0.006		100.000	05/31/2021	24,177.14	24,177.14	24,177.14
<b>Subtotal</b>					<b>24,177.14</b>	<b>0.006</b>				<b>24,177.14</b>	<b>24,177.14</b>	<b>24,177.14</b>
<b>General Reserve Fund</b>												
38145C752	10115	01GRF	Goldman Sachs Ila Fed Port	Amort	0.00			100.000	05/31/2021	0.00	0.00	0.00
PAINVEST	10050	01GRF	PA Invest	Amort	0.00			100.000	05/31/2021	0.00	0.00	0.00
PAINVEST	10462	01GRF	PA Invest	Amort	47,782,398.26	0.016		100.000	05/31/2021	47,782,398.26	47,782,398.26	47,782,398.26
912828Y20	10769	01GRF	U.S. Treasury	Fair	7,800,000.00	1.626	07/15/2021	100.318	05/31/2021	7,824,832.00	7,809,207.47	7,824,832.00
2254EAV91	10848	01GRF	Credit Suisse 355	Fair	7,000,000.00	0.273	08/09/2021	99.976	05/31/2021	6,998,348.00	6,996,377.50	6,998,348.00
06742VQ95	10849	01GRF	Barclays US Funding LLC	Fair	11,000,000.00	0.324	08/30/2021	99.971	05/31/2021	10,996,832.00	10,991,199.98	10,996,832.00
86960BAQ5	10679	01GRF	Svenska Handelsbanken	Fair	6,191,000.00	2.859	09/07/2021	100.452	05/31/2021	6,218,983.32	6,175,405.37	6,218,983.32
89233P5F99	10677	01GRF	TOYOTA Motor Credit CP	Fair	1,400,000.00	2.680	09/15/2021	100.943	05/31/2021	1,413,209.00	1,402,794.42	1,413,209.00
912828YP9	10842	01GRF	U.S. Treasury	Fair	6,000,000.00	0.127	10/31/2021	100.609	05/31/2021	6,036,562.50	6,034,262.30	6,036,562.50
55607KYF7	10855	01GRF	Macquarie Group	Fair	6,000,000.00	0.202	11/15/2021	99.925	05/31/2021	5,995,506.00	5,994,433.32	5,995,506.00
27873JZH1	10871	01GRF	Ebury Finance Ltd	Fair	5,000,000.00	0.203	12/17/2021	99.896	05/31/2021	4,994,835.00	4,994,472.20	4,994,835.00
419792YL4	10808	01GRF	State of Hawaii	Fair	1,500,000.00	1.740	01/01/2022	101.543	05/31/2021	1,523,145.00	1,508,829.92	1,523,145.00
27873KA77	10872	01GRF	Ebury Finance Ltd	Fair	2,000,000.00	0.223	01/07/2022	99.882	05/31/2021	1,997,652.00	1,997,311.11	1,997,652.00
63254AAU2	10676	01GRF	National Australia Bank Ltd	Fair	3,200,000.00	3.096	01/10/2022	101.590	05/31/2021	3,250,880.00	3,194,507.43	3,250,880.00
78012KZG5	10678	01GRF	Royal Bank of Canada	Fair	5,000,000.00	2.698	02/01/2022	101.724	05/31/2021	5,086,225.00	5,001,604.65	5,086,225.00
62455BBB0	10882	01GRF	Mountcliff FDG	Fair	4,000,000.00	0.234	02/11/2022	99.833	05/31/2021	3,993,344.00	3,993,483.33	3,993,344.00
678519C72	10818	01GRF	Oklahoma City, OK	Fair	2,170,000.00	0.845	03/01/2022	102.218	05/31/2021	2,218,134.94	2,200,689.57	2,218,134.94
57629WCD0	10681	01GRF	Mass Mutual Global	Fair	5,000,000.00	2.599	04/13/2022	102.021	05/31/2021	5,101,075.00	4,995,857.14	5,101,075.00
64952WCS0	10801	01GRF	New York Life Global	Fair	1,000,000.00	1.729	06/10/2022	102.186	05/31/2021	1,021,860.00	1,005,699.10	1,021,860.00
961214DQ3	10766	01GRF	WestPac Banking Corp	Fair	6,000,000.00	1.860	06/28/2022	102.531	05/31/2021	6,151,890.00	6,040,044.36	6,151,890.00
961214DQ3	10776	01GRF	WestPac Banking Corp	Fair	8,416,000.00	1.945	06/28/2022	102.531	05/31/2021	8,629,051.04	8,464,658.04	8,629,051.04
57629WBR0	10799	01GRF	Mass Mutual Global	Fair	2,260,000.00	1.730	10/17/2022	103.120	05/31/2021	2,330,512.00	2,283,319.24	2,330,512.00
59217GAX7	10800	01GRF	METLIFE	Fair	1,000,000.00	1.764	01/10/2023	104.356	05/31/2021	1,043,565.00	1,019,275.92	1,043,565.00
57629WCU2	10857	01GRF	Mass Mutual Global	Fair	4,332,000.00	0.304	06/09/2023	101.116	05/31/2021	4,380,366.78	4,379,556.96	4,380,366.78
3134GV5M6	10823	01GRF	Federal Home Loan Mtg Corp	Fair	3,510,000.00	0.400	07/14/2023	100.075	05/31/2021	3,512,650.05	3,510,000.00	3,512,650.05
3136G46A6	10841	01GRF	Federal National Mtg Assn	Fair	8,000,000.00	0.299	10/27/2023	99.978	05/31/2021	7,998,280.00	8,000,000.00	7,998,280.00
010411CQ7	10806	01GRF	State of Alabama	Fair	1,475,000.00	1.730	11/01/2023	106.608	05/31/2021	1,572,479.80	1,525,570.51	1,572,479.80
822582BZ4	10881	01GRF	Shell International Finance	Fair	3,000,000.00	0.380	11/13/2023	107.395	05/31/2021	3,221,850.00	3,222,134.06	3,221,850.00

Data Updated: ~REPORT~: 06/01/2021 11:44

Run Date: 06/01/2021 - 11:45

Portfolio DRJ  
AP  
IC (PRF\_IC) 7.1.1  
Report Ver. 7.3.2

**Delaware River Joint TBC**  
**Investment Classification**  
**May 31, 2021**

Page 2

CUSIP	Investment #	Fund	Issuer	Investment Class	Par Value	YTM	Maturity Date	Market Price	Market Date	Market Value	Book Value	Reported Value
General Reserve Fund												
58989V2C7	10879	01GRF	Met Tower Global Fund	Fair	570,000.00	0.654	04/05/2024	100.337	05/31/2021	571,920.90	571,377.66	571,920.90
57629WBV1	10856	01GRF	Mass Mutual Global	Fair	2,500,000.00	0.475	04/09/2024	108.599	05/31/2021	2,714,975.00	2,721,170.91	2,714,975.00
2027A0KB4	10868	01GRF	Commonwealth Bank Australia	Fair	5,000,000.00	0.617	06/04/2024	108.494	05/31/2021	5,424,725.00	5,406,407.03	5,424,725.00
30231GBC5	10869	01GRF	Exxon Mobil	Fair	2,800,000.00	0.869	08/16/2024	104.801	05/31/2021	2,934,428.00	2,917,249.14	2,934,428.00
64971XYN2	10875	01GRF	NYC Transitional Fin Authority	Fair	5,500,000.00	0.612	11/01/2024	99.663	05/31/2021	5,481,492.50	5,481,055.85	5,481,492.50
3136G4D75	10825	01GRF	Federal National Mtg Assn	Fair	2,500,000.00	0.599	07/29/2025	99.301	05/31/2021	2,482,537.50	2,500,000.00	2,482,537.50
				Subtotal	178,906,398.26	0.795				180,904,545.59	180,120,352.75	180,904,545.59
Operating Fund												
38145C752	10108	01OF	Goldman Sachs Ila Fed Port	Amort	2,429.00	0.006		100.000	05/31/2021	2,429.00	2,429.00	2,429.00
912796C31	10860	01OF	U.S. Treasury	Fair	6,429,000.00	0.071	01/27/2022	99.987	05/31/2021	6,428,171.88	6,425,999.80	6,428,171.88
				Subtotal	6,431,429.00	0.070				6,430,600.88	6,428,428.80	6,430,600.88
Reserve Maintenance Fund												
38145C752	10106	01RMF	Goldman Sachs Ila Fed Port	Amort	1,734.78	0.006		100.000	05/31/2021	1,734.78	1,734.78	1,734.78
912796C31	10859	01RMF	U.S. Treasury	Fair	11,535,000.00	0.071	01/27/2022	99.987	05/31/2021	11,533,514.18	11,529,617.00	11,533,514.18
				Subtotal	11,536,734.78	0.070				11,535,248.96	11,531,351.78	11,535,248.96
Scudder Falls Insurance Reserv												
38145C752	10506	01SFIR	Goldman Sachs Ila Fed Port	Amort	4,065,000.00	0.001		100.000	05/31/2021	4,065,000.00	4,065,000.00	4,065,000.00
				Subtotal	4,065,000.00	0.001				4,065,000.00	4,065,000.00	4,065,000.00
Construction Fund 2019A												
38145C752	10713	06CF19A	Goldman Sachs Ila Fed Port	Amort	0.00	1.231		100.000	05/31/2021	0.00	0.00	0.00
PAINVEST	10752	06CF19A	PA Invest	Amort	1,155,857.07	0.016		100.000	05/31/2021	1,155,857.07	1,155,857.07	1,155,857.07
90327QCY3	10728	06CF19A	USAA CAP CORP	Fair	2,330,000.00	2.017	06/01/2021	100.000	05/31/2021	2,330,000.00	2,330,000.00	2,330,000.00
01306MT75	10837	06CF19A	Alberta Province	Fair	3,000,000.00	0.222	06/07/2021	99.998	05/31/2021	2,999,943.00	2,999,890.00	2,999,943.00
53948AU25	10840	06CF19A	Lloyd Bank Corp	Fair	6,000,000.00	0.273	07/02/2021	99.994	05/31/2021	5,999,658.00	5,998,605.00	5,999,658.00
64952WDA8	10719	06CF19A	New York Life Global	Fair	2,000,000.00	2.076	08/06/2021	100.554	05/31/2021	2,011,080.00	2,004,131.11	2,011,080.00
2254EAV91	10847	06CF19A	Credit Suisse 355	Fair	3,000,000.00	0.273	08/09/2021	99.976	05/31/2021	2,999,292.00	2,998,447.50	2,999,292.00
06742VQ95	10850	06CF19A	Barclays US Funding LLC	Fair	5,000,000.00	0.324	08/30/2021	99.971	05/31/2021	4,998,560.00	4,995,999.99	4,998,560.00
9127964L0	10846	06CF19A	U.S. Treasury	Fair	2,000,000.00	0.112	09/09/2021	99.997	05/31/2021	1,999,944.94	1,999,382.22	1,999,944.94
53948AWG2	10867	06CF19A	Lloyd Bank Corp	Fair	7,000,000.00	0.194	09/16/2021	99.970	05/31/2021	6,997,949.00	6,996,046.95	6,997,949.00
16536HXN6	10874	06CF19A	Chesham Finance	Fair	5,000,000.00	0.200	10/22/2021	99.934	05/31/2021	4,996,715.00	4,996,027.74	4,996,715.00
912828YP9	10844	06CF19A	U.S. Treasury	Fair	3,000,000.00	0.127	10/31/2021	100.609	05/31/2021	3,018,281.25	3,017,131.15	3,018,281.25
0018A2Y59	10870	06CF19A	ANZ New Zealand International	Fair	4,000,000.00	0.203	11/05/2021	99.945	05/31/2021	3,997,804.00	3,996,511.10	3,997,804.00

Data Updated: ~REPORT~: 06/01/2021 11:44

Run Date: 06/01/2021 - 11:45

Portfolio DRJ  
AP  
IC (PRF\_IC) 7.1.1  
Report Ver. 7.3.2

**Delaware River Joint TBC**  
**Investment Classification**  
**May 31, 2021**

Page 3

CUSIP	Investment #	Fund	Issuer	Investment Class	Par Value	YTM	Maturity Date	Market Price	Market Date	Market Value	Book Value	Reported Value
<b>Construction Fund 2019A</b>												
854324TYV2	10858	06CF19A	Standard Chart	Fair	10,000,000.00	0.203	11/29/2021	99.916	05/31/2021	9,991,640.00	9,989,944.44	<b>9,991,640.00</b>
3130AABG2	10845	06CF19A	Federal Home Loan Bank	Fair	1,330,000.00	0.132	11/29/2021	100.911	05/31/2021	1,342,116.30	1,341,447.50	<b>1,342,116.30</b>
40588LZA0	10877	06CF19A	Halkin Fin LLC	Fair	5,000,000.00	0.194	12/10/2021	99.902	05/31/2021	4,995,110.00	4,994,933.30	<b>4,995,110.00</b>
40588LZU6	10878	06CF19A	Halkin Fin LLC	Fair	5,000,000.00	0.193	12/28/2021	99.890	05/31/2021	4,994,515.00	4,994,458.30	<b>4,994,515.00</b>
27873KA77	10873	06CF19A	Ebury Finance Ltd	Fair	3,000,000.00	0.223	01/07/2022	99.882	05/31/2021	2,996,478.00	2,995,966.65	<b>2,996,478.00</b>
771196BM3	10725	06CF19A	ROCHE HLDGS INC	Fair	3,000,000.00	2.049	01/28/2022	100.913	05/31/2021	3,027,390.00	2,994,268.96	<b>3,027,390.00</b>
16536JB14	10876	06CF19A	Chesham Finance	Fair	3,000,000.00	0.203	02/01/2022	99.867	05/31/2021	2,996,031.00	2,995,916.67	<b>2,996,031.00</b>
78012KZG5	10720	06CF19A	Royal Bank of Canada	Fair	1,500,000.00	2.057	02/01/2022	101.724	05/31/2021	1,525,867.50	1,506,721.34	<b>1,525,867.50</b>
912828YF1	10843	06CF19A	U.S. Treasury	Fair	1,000,000.00	0.143	09/15/2022	101.822	05/31/2021	1,018,222.66	1,017,458.37	<b>1,018,222.66</b>
166764AH3	10854	06CF19A	Chevron Corp	Fair	2,500,000.00	0.319	06/24/2023	105.285	05/31/2021	2,632,125.00	2,632,909.44	<b>2,632,125.00</b>
				<b>Subtotal</b>	<b>78,815,857.07</b>	0.420				<b>79,024,579.72</b>	<b>78,952,054.80</b>	<b>79,024,579.72</b>
<b>Debt Service Reserve Fund 2012</b>												
38145C752	10260	06DSRF12A	Goldman Sachs Ila Fed Port	Amort	2,086.31	0.006		100.000	05/31/2021	2,086.31	2,086.31	<b>2,086.31</b>
912796C31	10861	06DSRF12A	U.S. Treasury	Fair	2,871,000.00	0.071	01/27/2022	99.987	05/31/2021	2,870,630.19	2,869,660.20	<b>2,870,630.19</b>
				<b>Subtotal</b>	<b>2,873,086.31</b>	0.070				<b>2,872,716.50</b>	<b>2,871,746.51</b>	<b>2,872,716.50</b>
<b>Debt Service Reserve Fund 2015</b>												
38145C752	10349	06DSRF15	Goldman Sachs Ila Fed Port	Amort	1,250.00	0.006		100.000	05/31/2021	1,250.00	1,250.00	<b>1,250.00</b>
912796C31	10862	06DSRF15	U.S. Treasury	Fair	12,764,000.00	0.071	01/27/2022	99.987	05/31/2021	12,762,355.87	12,758,043.47	<b>12,762,355.87</b>
				<b>Subtotal</b>	<b>12,765,250.00</b>	0.071				<b>12,763,605.87</b>	<b>12,759,293.47</b>	<b>12,763,605.87</b>
<b>Debt Service Reserve Fund 2017</b>												
38145C752	10425	06DSRF17	Goldman Sachs Ila Fed Port	Amort	3,113.49	0.006		100.000	05/31/2021	3,113.49	3,113.49	<b>3,113.49</b>
912796C31	10863	06DSRF17	U.S. Treasury	Fair	30,651,000.00	0.071	01/27/2022	99.987	05/31/2021	30,647,051.84	30,636,696.20	<b>30,647,051.84</b>
				<b>Subtotal</b>	<b>30,654,113.49</b>	0.070				<b>30,650,165.33</b>	<b>30,639,809.69</b>	<b>30,650,165.33</b>
<b>Debt Service Reserve Fund 19A</b>												
38145C752	10712	06DSRF19A	Goldman Sachs Ila Fed Port	Amort	3,039.39	0.006		100.000	05/31/2021	3,039.39	3,039.39	<b>3,039.39</b>
912796C31	10866	06DSRF19A	U.S. Treasury	Fair	3,850,000.00	0.071	01/27/2022	99.987	05/31/2021	3,849,504.08	3,848,203.33	<b>3,849,504.08</b>
				<b>Subtotal</b>	<b>3,853,039.39</b>	0.070				<b>3,852,543.47</b>	<b>3,851,242.72</b>	<b>3,852,543.47</b>
				<b>Total</b>	<b>329,925,085.44</b>	0.547				<b>332,123,183.46</b>	<b>331,243,457.66</b>	<b>332,123,183.46</b>

Data Updated: ~REPORT~: 06/01/2021 11:44

Run Date: 06/01/2021 - 11:45

Portfolio DRJ  
AP  
IC (PRF\_IC) 7.1.1  
Report Ver. 7.3.2

**DELAWARE RIVER JOINT TOLL BRIDGE COMMISSION**  
**Meeting of June 28, 2021**  
**TOLL TRAFFIC AND REVENUE STATISTICS (May 2021)**

**Summary:** The Commission experienced an increase in total toll revenue for May 2021 in comparison to the May 2020 traffic and revenue statistics. [It should be noted that the Commission implemented a toll rate increase on April 11, 2021]. Total toll traffic also reflected an increase for the month of May 2021.

**NOTE:** *May 2020 traffic and revenue figures for all bridges reflect major decreases as the result of the COVID-19 lockdown.*

**Analysis of May 2021 / May 2020 toll revenue data comparison:**

- An overall toll revenue increase of 56.18 percent was recorded at the Commission's eight toll bridges for the month of May.
- Commercial-vehicle toll revenue reflected a 35.33 percent increase.
- Passenger-vehicle toll revenue generated a 140.52 percent increase.

**Analysis of May 2021 / May 2020 traffic data comparison:**

- Total toll traffic increased by 1,225,066 vehicles, or 50.12 percent for the month.
- Commercial-vehicle traffic increased by 89,257 vehicles, or 18.14 percent.
- Passenger-vehicle toll traffic increased by 1,135,809 vehicles, or 58.17 percent.
- Average daily toll traffic for the Commission's eight toll bridges for May 2021 was 118,368 total vehicles as compared to the 78,850 total vehicles recorded on the toll bridges in May 2020.
- Total recorded westbound traffic volume at the Commission's toll supported bridges for May 2021 increased by 509,156 vehicles, or 35.2 percent as compared to May 2020. Average daily westbound traffic on the toll supported bridges was 63,028 vehicles in May 2021 as compared to 46,604 vehicles in May 2020.

**Traffic analysis for 2021 YTD:**

- Total YTD toll traffic for the eight toll bridges is reflecting a 10.32 percent increase for the first five months of 2021 as compared to the same five-month period in 2020.

- Westbound traffic on the ten toll supported bridges is reflecting a 9.3 percent increase through the first five months of 2021 as compared to 2020.

## **REGION REVIEW:**

### **Southern Region**

Total toll traffic at Trenton-Morrisville (TM) reflected a 45.80 percent increase for May 2021 when compared to May 2020 as the result of increases of 197,386 cars and 6,972 trucks. The Scudder Falls Bridge recorded an increase of 80.58 percent in total toll traffic for May 2021 as compared to May 2020 as the result of the combined increases of 232,023 passenger vehicles and 8,232 trucks. At New Hope-Lambertville (NHL), combined increases of 46,004 cars and 478 trucks generated an overall increase of 61.29 percent in total toll traffic for May 2021 as compared to May 2020.

### **Central Region**

The I-78 Toll Bridge recorded an increase of 57.30 percent in total toll traffic for the month of May 2021 when compared to May 2020 as the result of increases of 303,335 cars and 44,079 trucks. At the Easton-Phillipsburg (EP) Toll Bridge, the combined increases of 105,780 passenger vehicles and 5,228 trucks resulted in a 38.25 percent increase in total toll traffic for May 2021 as compared to May 2020.

### **Northern Region**

Portland-Columbia (PC) recorded a 24.89 percent increase in total toll traffic during May 2021 compared to May 2020 as the result of the increases of 18,617 automobiles and 1,817 trucks. At the Delaware Water Gap (DWG) Toll Bridge, the increase of 217,166 passenger vehicles combined with the increase of 21,842 trucks to generate an overall increase of 42.75 percent in total toll traffic for May 2021 when compared to May 2020. At Milford-Montague (MM), the increase of 15,498 passenger vehicles combined with the increase of 609 trucks produced an 18.61 percent increase in total toll traffic for May 2021 as compared to May 2020.

### **E-ZPass Penetration Rates**

The table below provides a comparison of the *E-ZPass* penetration rates for the Commission's eight (8) toll bridges for the months of May, 2021 and May, 2020, and the year-to-date periods ending May 31, 2021 and May 31, 2020.

		<b><i>E-ZPass</i> PENETRATION RATES</b>					
		<b>May 2021</b>	<b>May 2020<sup>1</sup></b>	<b>Change in Monthly Percentage</b>	<b>YTD 2021</b>	<b>YTD 2020</b>	<b>Change in YTD Percentage</b>
<b>All Toll Bridges</b>	Cars	82.65	83.98	-1.33	78.61	80.17	-1.56
	Trucks	93.43	95.04	-1.61	93.29	93.93	-0.64
	<b>Total</b>	84.35	86.20	-1.85	81.15	82.56	-1.41
<b>Trenton - Morrisville</b>	Cars	81.52	83.43	-1.91	74.37	76.00	-1.63
	Trucks	93.20	96.11	-2.91	93.07	94.41	-1.34
	<b>Total</b>	82.77	85.22	-2.45	76.59	78.03	-1.44
<b>Scudder Falls</b>	Cars	89.78	85.79	3.99	90.26	90.96	-0.70
	Trucks	88.06	81.33	6.73	88.02	84.61	3.41
	<b>Total</b>	89.65	85.31	4.34	90.07	90.49	-0.42
<b>New Hope - Lambertville</b>	Cars	91.54	91.55	-0.01	88.98	88.98	0.00
	Trucks	91.61	94.17	-2.56	91.38	93.13	-1.75
	<b>Total</b>	91.55	91.87	-0.32	89.20	89.34	-0.14
<b>I-78</b>	Cars	79.72	84.18	-4.46	77.04	78.81	-1.77
	Trucks	94.58	96.45	-1.87	94.46	95.09	-0.63
	<b>Total</b>	84.16	89.05	-4.89	82.86	84.64	-1.78
<b>Easton - Phillipsburg</b>	Cars	85.10	83.35	1.75	77.37	78.14	-0.77
	Trucks	88.91	92.63	-3.72	87.93	90.63	-2.70
	<b>Total</b>	85.37	84.10	1.27	78.11	79.03	-0.92
<b>Portland - Columbia</b>	Cars	80.60	77.73	2.87	72.38	72.99	-0.61
	Trucks	92.50	94.27	-1.77	92.01	93.52	-1.51
	<b>Total</b>	81.66	79.21	2.45	74.12	74.74	-0.62
<b>Delaware Water Gap</b>	Cars	78.99	84.01	-5.02	76.43	78.05	-1.62
	Trucks	94.05	96.09	-2.04	93.87	94.72	-0.85
	<b>Total</b>	81.52	86.44	-4.92	79.61	81.34	-1.73
<b>Milford - Montague</b>	Cars	80.27	81.18	-0.91	73.20	75.03	-1.83
	Trucks	87.54	90.56	-3.02	88.47	89.67	-1.20
	<b>Total</b>	80.55	81.54	-0.99	73.82	75.56	-1.74

1) The Commission implemented "Cashless Toll Collection" strategy and temporarily suspended Cash Toll Collections at all locations effective 10:00PM on March 24<sup>th</sup>, 2020. Starting 11PM on May 13<sup>th</sup>, 2020, the Commission resumed Limited Cash Toll Collection. For each toll plaza, the Commission designated one cash-only lane. If we exclude the transactions for those vehicles with no EZPass tag read in the cash-only lane from May 1<sup>st</sup> to May 13<sup>th</sup> during EZPass penetration rate calculation, the overall EZPass penetration rate for May 2020 will reduce to 81.4%.

## DELAWARE RIVER JOINT TOLL BRIDGE COMMISSION

## ALL TOLL BRIDGES

## COMPARATIVE STATEMENT OF TOLL TRAFFIC AND REVENUE

MAY 2021

JANUARY 1, 2020 May 31, 2020 152 DAYS		JANUARY 1, 2021 May 31, 2021 151 DAYS		MONTH OF MAY 2021 31 DAYS		MONTH OF MAY 2020 31 DAYS		
NUMBER OF VEHICLES	TOTAL REVENUE	NUMBER OF VEHICLES	TOTAL REVENUE	VEHICLE CLASS	NUMBER OF VEHICLES	TOTAL REVENUE	NUMBER OF VEHICLES	TOTAL REVENUE
12,019,768	\$ 12,875,357.05	13,274,961	\$ 16,915,412.90	Passenger	3,088,242	\$ 5,032,479.60	1,952,433	\$ 2,095,613.50
-	(611,799.33)	-	(568,723.19)	Discounts *	-	(132,931.58)	-	(58,553.65)
12,019,768	\$ 12,263,557.72	13,274,961	\$ 16,346,689.71	TOTAL PASSENGER	3,088,242	\$ 4,899,548.02	1,952,433	\$ 2,037,059.85
445,611	2,913,552.55	539,794	4,031,338.90	2-Axle Trucks	113,517	1,039,790.45	84,692	554,458.80
165,416	1,976,707.49	184,031	2,320,359.53	3-Axle Trucks	41,956	576,148.50	30,757	368,477.84
217,198	3,437,383.00	211,056	3,529,294.90	4-Axle Trucks	47,820	871,824.00	37,937	600,102.80
1,652,944	32,539,143.32	1,795,852	37,302,210.69	5-Axle Trucks	367,708	8,381,168.64	327,508	6,457,036.07
54,512	1,265,678.40	50,238	1,235,984.70	6-Axle Trucks	9,861	267,486.00	10,849	251,920.95
1,022	31,052.69	2,055	67,267.34	7-Axle Trucks	306	10,700.50	168	5,128.88
3	-	-	-	Permits	-	-	-	-
2,536,706	\$ 42,163,517.45	2,783,026	\$ 48,486,456.06	TOTAL TRUCKS	581,168	\$ 11,147,118.09	491,911	\$ 8,237,125.34
14,556,474	\$ 54,427,075.17	16,057,987	\$ 64,833,145.77	TOTAL TOLL VEHICLES	3,669,410	\$ 16,046,666.11	2,444,344	10,274,185.19
95,766	\$ 358,072.86	106,344	\$ 429,358.58	DAILY AVERAGE	118,368	\$ 517,634.39	78,850	\$ 331,425.33
YTD Rate Change with SFB Traffic				MTD Rate Change Traffic				
Traffic (toll)		10.32%		Traffic (toll)		50.12%		
Autos		10.44%		Autos		58.17%		
Trucks		9.71%		Trucks		18.14%		
Revenue		19.12%		Revenue		56.18%		
Autos		33.29%		Autos		140.52%		
Trucks		15.00%		Trucks		35.33%		



DELAWARE RIVER JOINT TOLL BRIDGE COMMISSION

TRENTON - MORRISVILLE TOLL BRIDGE

COMPARATIVE STATEMENT OF TOLL TRAFFIC AND REVENUE

MAY 2021

JANUARY 1, 2020 May 31, 2020 152 DAYS		JANUARY 1, 2021 May 31, 2021 151 DAYS		VEHICLE CLASS	MONTH OF MAY 2021 31 DAYS		MONTH OF MAY 2020 31 DAYS	
NUMBER OF VEHICLES	TOTAL REVENUE	NUMBER OF VEHICLES	TOTAL REVENUE		NUMBER OF VEHICLES	TOTAL REVENUE	NUMBER OF VEHICLES	TOTAL REVENUE
2,577,909	\$ 2,589,193.00	2,689,696	\$ 3,311,449.00	Passenger	580,584	\$ 954,661.75	383,198	\$ 386,569.00
	(111,472.75)		(103,831.90)	Discounts *		(24,504.28)		(10,456.04)
2,577,909	\$ 2,477,720.25	2,689,696	\$ 3,207,617.10	TOTAL PASSENGER	580,584	\$ 930,157.47	383,198	\$ 376,112.96
121,987	787,065.50	129,155	941,757.80	2-Axle Trucks	22,888	208,957.00	25,130	162,130.80
43,271	516,159.60	53,602	667,406.40	3-Axle Trucks	9,999	136,315.50	8,271	98,610.00
35,805	568,707.20	40,004	668,504.80	4-Axle Trucks	8,403	153,162.00	6,431	102,097.60
117,087	2,302,960.00	136,928	2,852,030.50	5-Axle Trucks	28,456	651,262.50	23,014	453,350.00
1,088	25,752.00	1,540	37,485.60	6-Axle Trucks	220	6,036.00	163	3,883.20
65	1,903.60	115	3,483.20	7-Axle Trucks	22	753.00	7	200.00
				Permits				
319,303	\$ 4,202,547.90	361,344	\$ 5,170,668.30	TOTAL TRUCKS	69,988	\$ 1,156,486.00	63,016	\$ 820,271.60
2,897,212	\$ 6,680,268.15	3,051,040	\$ 8,378,285.40	TOTAL TOLL VEHICLES	650,572	\$ 2,086,643.47	446,214	\$ 1,196,384.56
19,061	\$ 43,949.13	20,206	\$ 55,485.33	DAILY AVERAGE	20,986	\$ 67,311.08	14,394	\$ 38,593.05
Rate Change				Rate Change				
Traffic (toll)		5.31%		Traffic (toll)		45.80%		
Autos		4.34%		Autos		51.51%		
Trucks		13.17%		Trucks		11.06%		
Revenue		25.42%		Revenue		74.41%		
Autos		29.46%		Autos		147.31%		
Trucks		23.04%		Trucks		40.99%		

DELAWARE RIVER JOINT TOLL BRIDGE COMMISSION

SCUDDER FALLS TOLL BRIDGE

COMPARATIVE STATEMENT OF TOLL TRAFFIC AND REVENUE

MAY 2021

JANUARY 1, 2020 May 31, 2020 152 DAYS		JANUARY 1, 2021 May 31, 2021 151 DAYS		VEHICLE CLASS	MONTH OF MAY 2021 31 DAYS		MONTH OF MAY 2020 31 DAYS	
NUMBER OF VEHICLES	TOTAL REVENUE	NUMBER OF VEHICLES	TOTAL REVENUE		NUMBER OF VEHICLES	TOTAL REVENUE	NUMBER OF VEHICLES	TOTAL REVENUE
2,090,872	\$ 2,876,847.05 (149,379.36)	2,044,099	\$ 2,875,759.90 (123,673.05)	Passenger Discounts *	498,083	\$ 717,937.10 (28,915.67)	266,060	\$ 386,317.50 (14,621.24)
2,090,872	\$ 2,727,467.69	2,044,099	\$ 2,752,086.85	TOTAL PASSENGER	498,083	\$ 689,021.43	266,060	\$ 371,696.26
64,193	455,985.10	86,688	678,479.20	2-Axle Trucks	19,392	176,571.45	11,417	81,880.20
16,019	205,116.29	19,889	260,591.93	3-Axle Trucks	4,448	60,618.00	3,253	41,876.24
10,967	187,218.20	12,013	210,562.50	4-Axle Trucks	2,884	52,684.00	1,843	31,574.80
75,612	1,615,531.32	67,265	1,465,280.69	5-Axle Trucks	13,351	305,203.64	15,399	329,880.07
910	23,498.40	1,484	38,765.70	6-Axle Trucks	224	6,126.00	171	4,375.35
184	5,715.09	182	5,797.34	7-Axle Trucks Permits	37	1,265.50	21	651.28
167,885	\$ 2,493,064.40	187,521	\$ 2,659,477.36	TOTAL TRUCKS	40,336	\$ 602,468.59	32,104	\$ 490,237.94
2,258,757	\$ 5,220,532.09	2,231,620	\$ 5,411,564.21	TOTAL TOLL VEHICLES	538,419	\$ 1,291,490.02	298,164	\$ 861,934.20
14,860	\$ 34,345.61	14,779	\$ 35,838.17	DAILY AVERAGE	17,368	\$ 41,660.97	9,618	\$ 27,804.33
<b>Rate Change</b>				<b>Rate Change</b>				
<b>Traffic (toll)</b>				<b>Traffic (toll)</b>				
Autos		-1.20%		Autos		80.58%		
Trucks		-2.24%		Trucks		87.21%		
<b>Revenue</b>		11.70%		<b>Revenue</b>		25.64%		
Autos		3.66%		Autos		49.84%		
Trucks		0.90%		Trucks		85.37%		
		6.68%				22.89%		

DELAWARE RIVER JOINT TOLL BRIDGE COMMISSION

NEW HOPE - LAMBERTVILLE TOLL BRIDGE

COMPARATIVE STATEMENT OF TOLL TRAFFIC AND REVENUE

MAY 2021

JANUARY 1, 2020 May 31, 2020 152 DAYS		JANUARY 1, 2021 May 31, 2021 151 DAYS		MONTH OF MAY 2021 31 DAYS		MONTH OF MAY 2020 31 DAYS		
NUMBER OF VEHICLES	TOTAL REVENUE	NUMBER OF VEHICLES	TOTAL REVENUE	VEHICLE CLASS	NUMBER OF VEHICLES	TOTAL REVENUE	NUMBER OF VEHICLES	TOTAL REVENUE
453,750	\$ 457,701.00 (32,275.75)	463,129	\$ 547,576.25 (38,918.81)	Passenger Discounts *	112,560	\$ 164,230.25 (6,370.13)	66,556	\$ 67,774.00 (2,875.64)
453,750	\$ 425,425.25	463,129	\$ 508,657.44	TOTAL PASSENGER	112,560	\$ 157,860.12	66,556	\$ 64,898.36
17,996	116,196.60	21,042	154,908.60	2-Axle Trucks	4,112	37,681.00	3,646	23,575.50
5,456	64,948.80	5,385	68,472.60	3-Axle Trucks	1,362	18,610.50	1,453	17,390.40
4,024	62,985.60	4,262	71,134.80	4-Axle Trucks	981	17,858.00	782	12,280.00
14,871	293,074.00	15,253	316,931.00	5-Axle Trucks	3,164	71,802.50	3,260	64,282.00
810	18,369.60	749	18,307.20	6-Axle Trucks	143	3,864.00	145	3,288.00
13	365.20	14	445.20	7-Axle Trucks	5	161.00	3	88.00
-				Permits	-	-	-	-
43,170	\$ 555,939.80	46,705	\$ 630,199.40	TOTAL TRUCKS	9,767	\$ 149,977.00	9,289	\$ 120,903.90
496,920	\$ 981,365.05	509,834	\$ 1,138,856.84	TOTAL TOLL VEHICLES	122,327	\$ 307,837.12	75,845	\$ 185,802.26
3,269	\$ 6,456.35	3,376	\$ 7,542.10	DAILY	3,946	\$ 9,930.23	2,447	\$ 5,993.62
Rate Change				Rate Change				
Traffic (toll)		2.60%		Traffic (toll)		61.29%		
Autos		2.07%		Autos		69.12%		
Trucks		8.19%		Trucks		5.15%		
Revenue		16.05%		Revenue		65.68%		
Autos		19.56%		Autos		143.24%		
Trucks		13.36%		Trucks		24.05%		

DELAWARE RIVER JOINT TOLL BRIDGE COMMISSION

I78 TOLL BRIDGE

COMPARATIVE STATEMENT OF TOLL TRAFFIC AND REVENUE

MAY 2021

JANUARY 1, 2020 May 31, 2020 152 DAYS		JANUARY 1, 2021 May 31, 2021 151 DAYS		VEHICLE CLASS	MONTH OF MAY 2021 31 DAYS		MONTH OF MAY 2020 31 DAYS	
NUMBER OF VEHICLES	TOTAL REVENUE	NUMBER OF VEHICLES	TOTAL REVENUE		NUMBER OF VEHICLES	TOTAL REVENUE	NUMBER OF VEHICLES	TOTAL REVENUE
2,265,278	\$ 2,286,750.00 (110,447.51)	2,729,992	\$ 3,503,563.25 (93,875.20)	Passenger Discounts *	668,687	\$ 1,149,240.25 (23,361.07)	365,352	\$ 371,732.00 (10,122.72)
2,265,278	\$ 2,176,302.49	2,729,992	\$ 3,409,688.05	TOTAL PASSENGER	668,687	\$ 1,125,879.18	365,352	\$ 361,609.28
111,212	715,646.75	135,162	1,005,401.85	2-Axle Trucks	29,592	271,871.00	19,373	124,834.45
55,087	649,936.80	57,252	716,629.20	3-Axle Trucks	13,011	178,426.50	9,601	113,408.40
111,110	1,747,310.40	99,056	1,646,445.60	4-Axle Trucks	22,213	404,744.00	18,095	283,948.80
948,912	18,584,958.00	1,044,976	21,638,743.00	5-Axle Trucks	213,260	4,857,880.00	186,374	3,655,112.00
36,818	852,057.60	32,902	808,165.20	6-Axle Trucks	6,740	182,808.00	7,400	171,324.00
449	13,460.00	1,374	45,284.90	7-Axle Trucks	185	6,607.00	79	2,375.60
				Permits				
1,263,588	\$ 22,563,369.55	1,370,722	\$ 25,860,669.75	TOTAL TRUCKS	285,001	\$ 5,902,336.50	240,922	\$ 4,351,003.25
3,528,866	\$ 24,739,672.04	4,100,714	\$ 29,270,357.80	TOTAL TOLL VEHICLES	953,688	\$ 7,028,215.68	606,274	\$ 4,712,612.53
23,216	\$ 162,761.00	27,157	\$ 193,843.43	DAILY AVERAGE	30,764	\$ 226,716.63	19,557	\$ 152,019.76
Rate Change				Rate Change				
Traffic (toll)		16.20%		Traffic (toll)		57.30%		
Autos		20.51%		Autos		83.03%		
Trucks		8.48%		Trucks		18.30%		
Revenue		18.31%		Revenue		49.14%		
Autos		56.67%		Autos		211.35%		
Trucks		14.61%		Trucks		35.65%		

DELAWARE RIVER JOINT TOLL BRIDGE COMMISSION

EASTON - PHILLIPSBURG TOLL BRIDGE

COMPARATIVE STATEMENT OF TOLL TRAFFIC AND REVENUE

MAY 2021

JANUARY 1, 2020 May 31, 2020 152 DAYS		JANUARY 1, 2021 May 31, 2021 151 DAYS		MONTH OF MAY 2021 31 DAYS		MONTH OF MAY 2020 31 DAYS		
NUMBER OF VEHICLES	TOTAL REVENUE	NUMBER OF VEHICLES	TOTAL REVENUE	VEHICLE CLASS	NUMBER OF VEHICLES	TOTAL REVENUE	NUMBER OF VEHICLES	TOTAL REVENUE
1,537,310	\$ 1,546,148.00 (66,826.87)	1,699,113	\$ 2,053,632.25 (62,337.68)	Passenger Discounts *	372,471	\$ 585,582.75 (15,543.41)	266,691	\$ 269,502.00 (7,370.72)
1,537,310	\$ 1,479,321.13	1,699,113	\$ 1,991,294.57	TOTAL PASSENGER	372,471	\$ 570,039.34	266,691	\$ 262,131.28
43,411	280,179.25	50,485	375,003.85	2-Axle Trucks	10,616	97,444.00	8,788	56,757.35
15,545	185,072.40	14,294	181,644.90	3-Axle Trucks	4,082	56,041.50	3,081	36,741.60
12,918	204,307.20	12,598	212,679.60	4-Axle Trucks	3,288	60,034.00	2,547	40,289.60
45,856	901,494.00	50,599	1,055,647.00	5-Axle Trucks	10,635	243,440.00	9,014	177,356.00
377	8,865.60	412	10,341.00	6-Axle Trucks	97	2,637.00	76	1,785.60
14	389.20	48	1,449.50	7-Axle Trucks	17	557.00	1	28.00
				Permits	-		-	-
118,121	\$ 1,580,307.65	128,436	\$ 1,836,765.85	TOTAL TRUCKS	28,735	\$ 460,153.50	23,507	\$ 312,958.15
1,655,431	\$ 3,059,628.78	1,827,549	\$ 3,828,060.42	TOTAL TOLL VEHICLES	401,206	\$ 1,030,192.84	290,198	\$ 575,089.43
10,891	\$ 20,129.14	12,103	\$ 25,351.39	DAILY AVERAGE	12,942	\$ 33,232.03	9,361	\$ 18,551.27
Rate Change				Rate Change				
Traffic (toll)		10.40%		Traffic (toll)		38.25%		
Autos		10.53%		Autos		39.66%		
Trucks		8.73%		Trucks		22.24%		
Revenue		25.12%		Revenue		79.14%		
Autos		34.61%		Autos		117.46%		
Trucks		16.23%		Trucks		47.03%		

DELAWARE RIVER JOINT TOLL BRIDGE COMMISSION

PORTLAND - COLUMBIA TOLL BRIDGE

COMPARATIVE STATEMENT OF TOLL TRAFFIC AND REVENUE

MAY 2021

JANUARY 1, 2020 May 31, 2020 152 DAYS		JANUARY 1, 2021 May 31, 2021 151 DAYS		VEHICLE CLASS	MONTH OF MAY 2021 31 DAYS		MONTH OF MAY 2020 31 DAYS	
NUMBER OF VEHICLES	TOTAL REVENUE	NUMBER OF VEHICLES	TOTAL REVENUE		NUMBER OF VEHICLES	TOTAL REVENUE	NUMBER OF VEHICLES	TOTAL REVENUE
383,910	\$ 387,845.00	390,677	\$ 489,656.75	Passenger	93,380	\$ 154,733.00	74,763	\$ 76,064.00
	(19,060.15)		(24,360.76)	Discounts *		(4,343.91)		(1,719.06)
383,910	\$ 368,784.85	390,677	\$ 465,295.99	TOTAL PASSENGER	93,380	\$ 150,389.09	74,763	\$ 74,344.94
8,625	55,832.40	10,349	76,680.85	2-Axle Trucks	2,242	20,556.00	1,707	11,055.85
3,321	39,655.20	3,428	43,437.00	3-Axle Trucks	908	12,403.50	665	7,956.00
9,765	155,820.80	8,170	137,716.40	4-Axle Trucks	2,086	37,946.00	1,756	27,992.00
14,033	277,250.00	15,891	333,503.50	5-Axle Trucks	3,876	88,222.50	3,181	62,816.00
90	2,148.00	71	1,784.40	6-Axle Trucks	22	600.00	8	189.60
	84.00	8	245.00	7-Axle Trucks	1	31.50	1	28.00
3				Permits				
35,837	\$ 530,790.40	37,917	\$ 593,367.15	TOTAL TRUCKS	9,135	\$ 159,759.50	7,318	\$ 110,037.45
419,747	\$ 899,575.25	428,594	\$ 1,058,663.14	TOTAL TOLL VEHICLES	102,515	\$ 310,148.59	82,081	\$ 184,382.39
2,761	\$ 5,918.26	2,838	\$ 7,011.01	DAILY AVERAGE	3,307	\$ 10,004.79	2,648	\$ 5,947.82
Rate Change				Rate Change				
Traffic (toll)		2.11%		Traffic (toll)		24.89%		
Autos		1.76%		Autos		24.90%		
Trucks		5.80%		Trucks		24.83%		
Revenue		17.68%		Revenue		68.21%		
Autos		26.17%		Autos		102.29%		
Trucks		11.79%		Trucks		45.19%		

DELAWARE RIVER JOINT TOLL BRIDGE COMMISSION

DELAWARE WATER GAP TOLL BRIDGE

COMPARATIVE STATEMENT OF TOLL TRAFFIC AND REVENUE

MAY 2021

JANUARY 1, 2020 May 31, 2020 152 DAYS		JANUARY 1, 2021 May 31, 2021 151 DAYS		VEHICLE CLASS	MONTH OF MAY 2021 31 DAYS		MONTH OF MAY 2020 31 DAYS	
NUMBER OF VEHICLES	TOTAL REVENUE	NUMBER OF VEHICLES	TOTAL REVENUE		NUMBER OF VEHICLES	TOTAL REVENUE	NUMBER OF VEHICLES	TOTAL REVENUE
2,331,847	\$ 2,347,696.00	2,841,654	\$ 3,610,047.75	Passenger	663,754	\$ 1,141,927.00	446,588	\$ 452,707.00
-	(104,082.78)		(100,312.91)	Discounts *	-	(25,228.87)	-	(9,728.47)
2,331,847	\$ 2,243,613.22	2,841,654	\$ 3,509,734.84	TOTAL PASSENGER	663,754	\$ 1,116,698.13	446,588	\$ 442,978.53
70,848	455,510.25	96,785	724,263.30	2-Axle Trucks	22,548	207,148.00	12,943	83,366.40
25,206	297,720.00	28,786	364,164.60	3-Axle Trucks	7,730	107,941.50	4,037	47,745.60
31,354	491,233.60	33,546	558,404.80	4-Axle Trucks	7,559	137,940.00	6,141	96,531.20
432,529	8,483,794.00	460,376	9,544,380.50	5-Axle Trucks	94,012	2,141,417.50	86,397	1,697,052.00
14,379	334,029.60	13,033	319,958.40	6-Axle Trucks	2,403	65,085.00	2,875	66,811.20
294	9,051.60	313	10,534.20	7-Axle Trucks	39	1,325.50	56	1,758.00
				Permits				
574,610	\$ 10,071,339.05	632,839	\$ 11,521,705.80	TOTAL TRUCKS	134,291	\$ 2,660,857.50	112,449	\$ 1,993,264.40
2,906,457	\$ 12,314,952.27	3,474,493	\$ 15,031,440.64	TOTAL TOLL VEHICLES	798,045	\$ 3,777,555.63	559,037	\$ 2,436,242.93
19,121	\$ 81,019.42	23,010	\$ 99,545.96	DAILY AVERAGE	25,743	\$ 121,856.63	18,033	\$ 78,588.48
Rate Change				Rate Change				
Traffic (toll)		19.54%		Traffic (toll)		42.75%		
Autos		21.86%		Autos		48.63%		
Trucks		10.13%		Trucks		19.42%		
Revenue		22.06%		Revenue		55.06%		
Autos		56.43%		Autos		152.09%		
Trucks		14.40%		Trucks		33.49%		

DELAWARE RIVER JOINT TOLL BRIDGE COMMISSION

MILFORD - MONTAGUE TOLL BRIDGE

COMPARATIVE STATEMENT OF TOLL TRAFFIC AND REVENUE

MAY 2021

JANUARY 1, 2020 May 31, 2020 152 DAYS		JANUARY 1, 2021 May 31, 2021 151 DAYS		VEHICLE CLASS	MONTH OF MAY 2021 31 DAYS		MONTH OF MAY 2020 31 DAYS	
NUMBER OF VEHICLES	TOTAL REVENUE	NUMBER OF VEHICLES	TOTAL REVENUE		NUMBER OF VEHICLES	TOTAL REVENUE	NUMBER OF VEHICLES	TOTAL REVENUE
378,892	\$ 383,177.00	416,601	\$ 523,727.75	Passenger	98,723	\$ 164,167.50	83,225	\$ 84,948.00
	(18,254.16)		(21,412.88)	Discounts *		(4,664.24)		(1,659.76)
378,892	\$ 364,922.84	416,601	\$ 502,314.87	TOTAL PASSENGER	98,723	\$ 159,503.26	83,225	\$ 83,288.24
7,339	47,136.70	10,128	74,843.45	2-Axle Trucks	2,127	19,562.00	1,688	10,858.25
1,511	18,098.40	1,395	18,012.90	3-Axle Trucks	416	5,791.50	396	4,749.60
1,255	19,800.00	1,407	23,846.40	4-Axle Trucks	406	7,456.00	342	5,388.80
4,044	80,082.00	4,564	95,694.50	5-Axle Trucks	954	21,940.00	869	17,188.00
40	957.60	47	1,177.20	6-Axle Trucks	12	330.00	11	264.00
3	84.00	1	28.00	7-Axle Trucks				
				Permits	-	-	-	-
14,192	\$ 166,158.70	17,542	\$ 213,602.45	TOTAL TRUCKS	3,915	\$ 55,079.50	3,306	\$ 38,448.65
393,084	\$ 531,081.54	434,143	\$ 715,917.32	TOTAL TOLL VEHICLES	102,638	\$ 214,582.76	86,531	\$ 121,736.89
2,586	\$ 3,493.96	2,875	\$ 4,741.17	DAILY AVERAGE	3,311	\$ 6,922.02	2,791	\$ 3,927.00
<b>Rate Change</b>					<b>Rate Change</b>			
<b>Traffic (toll)</b>		10.45%			<b>Traffic (toll)</b>		18.61%	
Autos		9.95%			Autos		18.62%	
Trucks		23.60%			Trucks		18.42%	
<b>Revenue</b>		34.80%			<b>Revenue</b>		76.27%	
Autos		37.65%			Autos		91.51%	
Trucks		28.55%			Trucks		43.25%	





## Delaware River Joint Toll Bridge Commission Toll Supported Bridge - Westbound Traffic Counts

May 2021

Bridge	Westbound Volume					
	May 2021	May 2020	% Change	YTD 2021	YTD 2020	% Change
Lower Trenton	451,039	330,662	36.4%	1,883,734	1,683,911	11.9%
Calhoun Street	325,059	251,985	29.0%	1,394,012	1,184,737	17.7%
Washington Crossing	136,349	91,869	48.4%	542,164	537,917	0.8%
New Hope - Lambertville	230,177	134,021	71.7%	964,877	881,054	9.5%
Centre Bridge - Stockton	88,437	68,995	28.2%	346,618	321,721	7.7%
Uhlerstown - Frenchtown	101,691	81,236	25.2%	379,024	406,331	-6.7%
Upper Black Eddy - Milford	57,315	48,287	18.7%	260,875	240,167	8.6%
Riegelsville	55,131	44,380	24.2%	225,665	208,639	8.2%
Northampton Street	409,234	310,539	31.8%	1,714,147	1,574,097	8.9%
Riverton - Belvidere	99,441	82,743	20.2%	415,316	397,138	4.6%
<b>Total</b>	<b>1,953,873</b>	<b>1,444,717</b>	<b>35.2%</b>	<b>8,126,432</b>	<b>7,435,712</b>	<b>9.3%</b>

### NOTES:

On 4/11/21, a toll adjustment at the Commission's 8 Toll Bridges was implemented.

On 3/19/20, Due to COVID-19 Pandemic, PA Governor Wolf Orders Closure of Non-Life-Sustaining Businesses at 8 p.m. On 3/23/20, Gov. Wolf begins to issue Stay at Home Orders to specific counties.

On 3/21/20 Due to COVID-19 Pandemic, NJ Governor Murphy Announces Statewide Stay at Home Order, Closure of All Non-Essential Retail Businesses.



## Delaware River Joint Toll Bridge Commission Toll-Supported Bridge Traffic Counts May 2021

Bridge	Eastbound				Westbound				Total Volume	
	May 2021		May 2020		May 2021		May 2020		May 2021	May 2020
	Volume	% of Total	Volume	% of Total	Volume	% of Total	Volume	% of Total		
Lower Trenton	84,865	15.8%	73,100	18.1%	451,039	84.2%	330,662	81.9%	535,904	403,762
Calhoun Street	168,478	34.1%	123,055	32.8%	325,059	65.9%	251,985	67.2%	493,537	375,040
Washington Crossing	65,530	32.5%	47,819	34.2%	136,349	67.5%	91,869	65.8%	201,879	139,688
New Hope-Lambertville	167,343	42.1%	117,774	46.8%	230,177	57.9%	134,021	53.2%	397,520	251,795
Centre Bridge-Stockton	73,593	45.4%	61,655	47.2%	88,437	54.6%	68,995	52.8%	162,030	130,650
Uhlerstown-Frenchtown	55,236	35.2%	40,390	33.2%	101,691	64.8%	81,236	66.8%	156,927	121,626
Upper Black Eddy-Milford	54,287	48.6%	44,601	48.0%	57,315	51.4%	48,287	52.0%	111,602	92,888
Riegelsville	47,714	46.4%	39,750	47.2%	55,131	53.6%	44,380	52.8%	102,845	84,130
Northampton Street	149,156	26.7%	127,015	29.0%	409,234	73.3%	310,539	71.0%	558,390	437,554
Riverton-Belvidere	61,715	38.3%	48,796	37.1%	99,441	61.7%	82,743	62.9%	161,156	131,539
<b>Total</b>	<b>927,917</b>	<b>32.2%</b>	<b>723,955</b>	<b>33.4%</b>	<b>1,953,873</b>	<b>67.8%</b>	<b>1,444,717</b>	<b>66.6%</b>	<b>2,881,790</b>	<b>2,168,672</b>

### NOTES:

On 4/11/21, a toll adjustment at the Commission's 8 Toll Bridges was implemented.

*On 3/19/20, Due to COVID-19 Pandemic, PA Governor Wolf Orders Closure of Non-Life-Sustaining Businesses at 8 p.m. On 3/23/20, Gov. Wolf begins to issue Stay at Home Orders to specific counties.*

*On 3/21/20 Due to COVID-19 Pandemic, NJ Governor Murphy Announces Statewide Stay at Home Order, Closure of All Non-Essential Retail Businesses.*

*This Table added in September 2020.*



## Delaware River Joint Toll Bridge Commission Toll Supported Bridge - Two Way Traffic Counts

May 2021

Bridge	Total Volume					
	May 2021	May 2020	% Change	YTD 2021	YTD 2020	% Change
Lower Trenton	535,904	403,762	32.7%	2,254,423	2,041,187	10.4%
Calhoun Street	493,537	375,040	31.6%	2,130,139	1,778,865	19.7%
Washington Crossing	201,879	139,688	44.5%	798,064	806,424	-1.0%
New Hope - Lambertville	397,520	251,795	57.9%	1,642,595	1,562,989	5.1%
Centre Bridge - Stockton	162,030	130,650	24.0%	634,540	619,060	2.5%
Uhlerstown - Frenchtown	156,927	121,626	29.0%	586,187	619,408	-5.4%
Upper Black Eddy-Milford	111,602	92,888	20.1%	480,908	451,993	6.4%
Riegelsville	102,845	84,130	22.2%	424,741	398,488	6.6%
Northampton Street	558,390	437,554	27.6%	2,361,190	2,203,342	7.2%
Riverton - Belvidere	161,156	131,539	22.5%	663,863	632,715	4.9%
<b>Total</b>	<b>2,881,790</b>	<b>2,168,672</b>	<b>32.9%</b>	<b>11,976,650</b>	<b>11,114,471</b>	<b>7.8%</b>

**NOTES:**

On 4/11/21, a toll adjustment at the Commission's 8 Toll Bridges was implemented.

On 3/19/20, Due to COVID-19 Pandemic, PA Governor Wolf Orders Closure of Non-Life-Sustaining Businesses at 8 p.m. On 3/23/20, Gov. Wolf begins to issue Stay at Home Orders to specific counties.

On 3/21/20 Due to COVID-19 Pandemic, NJ Governor Murphy Announces Statewide Stay at Home Order, Closure of All Non-Essential Retail Businesses.



# Delaware River Joint Toll Bridge Commission

## Toll Bridge - Two Way Traffic Counts

### May 2021

Bridge	Total Volume (all classes)					
	May 2021	May 2020	% Change	YTD 2021	YTD 2020	% Change
Trenton - Morrisville	1,642,182	1,109,734	48.0%	7,348,030	6,739,789	9.0%
Scudder Falls <sup>1</sup>	1,109,967	638,543	73.8%	4,607,284	4,721,465	-2.4%
New Hope - Lambertville	311,920	190,727	63.5%	1,276,295	1,224,810	4.2%
Interstate 78	1,983,882	1,260,984	57.3%	8,410,526	7,269,258	15.7%
Easton - Phillipsburg	1,051,169	971,805	8.2%	4,696,592	4,430,872	6.0%
Portland - Columbia	218,895	170,971	28.0%	928,625	882,495	5.2%
Delaware Water Gap	1,605,732	1,110,230	44.6%	6,870,883	5,646,617	21.7%
Milford - Montague	232,164	189,583	22.5%	962,906	859,905	12.0%
<b>Total</b>	<b>8,155,911</b>	<b>5,642,577</b>	<b>44.5%</b>	<b>35,101,141</b>	<b>31,775,211</b>	<b>10.5%</b>

#### NOTES:

<sup>1</sup> Construction began in June 2017 under contract T-668A for the Scudder Falls Replacement Bridge. In July 2019, SFB became a Toll Bridge. Construction will continue into 2022.

On 4/11/21, a toll adjustment at the Commission's 8 Toll Bridges was implemented.

On 3/19/20, Due to COVID-19 Pandemic, PA Governor Wolf Orders Closure of Non-Life-Sustaining Businesses at 8 p.m. On 3/23/20, Gov. Wolf begins to issue Stay at Home Orders to specific counties.

On 3/21/20 Due to COVID-19 Pandemic, NJ Governor Murphy Announces Statewide Stay at Home Order, Closure of All Non-Essential Retail Businesses.

## **DELAWARE RIVER JOINT TOLL BRIDGE COMMISSION**

**Meeting of June 28<sup>th</sup>, 2021**

### **STATISTICAL SUMMARY OF EXPENDITURES**

There follows reports entitled **“Budget vs Actual”** covering the month of May 2021 and the five months year-to-date (“YTD”) operations of fiscal year 2021 relative to Toll Bridges, Toll Supported Bridges and Administration departments.

Total operating expense plus encumbrance totaled \$5,447,840 for the month of May. For the 2021 fiscal period, total expense plus encumbrances amounted to \$28,164,277, which represents 88.5% of 2021 year-to-date operating budget.

The EZPass Operating Expense exceeded YTD budget by \$243,953. The percentage allocation of service charges for EZPass processing cost and EZPass credit card fee increased 19.6% since June 2020. All other expense items are currently within their normal YTD budget.

During the month of May, we spent \$2,079 on COVID-19 related expenses. Since the beginning of year 2021, we purchased \$19,146 Personal Protective Equipment (PPE) for our workers and \$10,388 on cleaning supplies and other miscellaneous items. As of May 31<sup>st</sup>, 2021, the total amount for COVID-19 related expenses is \$29,534.00.

There were no unusual expenses during the month.

**Delaware River Joint Toll Bridge Commission**  
**Budget vs Actual**  
**For the Five Months Ending May 31, 2021**

**TOTAL COMMISSION**

	<b>Annual Budget 2021</b>	<b>YTD Budget 2021</b>	<b>Expended For The Month</b>	<b>Expended Year To Date</b>	<b>Encumbered</b>	<b>Remaining Annual Budget</b>
Regular Employee Salaries	\$24,344,872	9,353,399	\$1,780,539	\$8,912,375	\$0	\$15,432,498
Part-Time Employee Wages	267,948	108,970	11,878	68,545	0	199,403
Overtime Wages	460,197	288,975	16,704	236,167	0	224,030
Pension Contributions	8,201,553	3,154,510	557,133	2,874,533	0	5,327,020
FICA Contributions	2,020,366	778,498	145,068	748,948	0	1,271,418
Regular Employee Healthcare Benefits	12,128,873	5,050,218	788,769	3,825,498	0	8,303,375
Life Insurance Benefits	234,912	98,781	18,121	92,800	0	142,111
Unemployment Compensation Benefits	44,100	22,050	0	8,654	0	35,446
Utility Expense	904,501	439,050	40,452	303,522	58,910	542,068
Office Expense	316,557	176,245	13,161	66,479	42,459	207,619
Telecommunication Expense	1,469,107	666,954	105,524	561,025	20,318	887,764
Information Technology Expense	793,444	437,894	46,857	254,717	103,237	435,490
Professional Development/Meetings	550,799	250,754	5,985	51,562	42,166	457,070
Vehicle Maintenance Expense and Fuel	421,164	297,917	34,173	126,025	115,505	179,634
Operations Maintenance Expense	1,400,291	862,465	84,492	522,955	249,782	627,554
ESS Operating Maintenance Expense	1,266,045	527,519	71,158	367,388	0	898,656
Commission Expense	19,448	8,103	725	2,538	0	16,910
Toll Collection Expense	84,803	65,250	5,783	23,769	0	61,034
Uniform Expense	196,714	80,466	4,446	44,659	18,633	133,422
Business Insurance	4,723,456	1,873,648	360,702	1,798,007	0	2,925,449
Licenses & Inspections Expense	9,594	4,330	1,186	3,533	0	6,061
Advertising	53,027	14,613	988	7,111	0	45,916
Professional Services	1,861,732	829,061	75,885	399,537	19,930	1,442,265
State Police Bridge Security	6,580,762	2,808,192	526,991	2,622,843	0	3,957,918
EZP Equip/Traffic Counter Maint	1,400,000	583,333	92,448	477,866	0	922,134
General Contingency	467,500	194,792	0	1,000	0	466,500
EZPass Operating Expense	6,906,126	2,847,324	706,859	3,091,277	0	3,814,849
<b>Total</b>	<b>\$77,127,891</b>	<b>\$31,823,308</b>	<b>\$5,496,026</b>	<b>\$27,493,337</b>	<b>\$670,940</b>	<b>\$48,963,614</b>

**Delaware River Joint Toll Bridge Commission**  
**Budget vs Actual**  
**For the Five Months Ending May 31, 2021**

**ADMINISTRATION\***

	<b>Annual Budget 2021</b>	<b>YTD Budget 2021</b>	<b>Expended For The Month</b>	<b>Expended Year To Date</b>	<b>Encumbered</b>	<b>Remaining Annual Budget</b>
<b>OPERATING EXPENSE</b>						
Regular Employee Salaries	\$4,606,585	1,772,328	\$326,985	\$1,709,572	\$0	\$2,897,013
Overtime Wages	5,931	2,980	98	1,862	0	4,070
Pension Contributions	1,439,715	553,756	97,679	503,113	0	936,603
FICA Contributions	352,781	135,690	24,978	130,743	0	222,038
Regular Employee Healthcare Benefits	1,545,293	630,108	97,545	484,641	0	1,060,652
Life Insurance Benefits	44,226	18,428	3,218	16,974	0	27,252
Unemployment Compensation Benefits	44,100	22,050	0	8,654	0	35,446
Utility Expense	82,700	0	7,014	32,615	0	50,085
Office Expense	214,034	122,885	10,569	50,138	34,047	129,849
Telecommunication Expense	128,566	49,439	8,735	45,754	0	82,812
Information Technology Expense	774,000	428,996	46,857	254,717	103,237	416,046
Professional Development/Meetings	130,322	75,243	2,227	39,980	0	90,342
Vehicle Maintenance Expense and Fuel	20,441	5,256	1,837	14,364	1,664	4,413
Operations Maintenance Expense	98,204	4,500	2,797	16,946	14,631	66,627
Commission Expense	19,448	8,103	725	2,538	0	16,910
Uniform Expense	9,000	3,273	0	1,474	0	7,526
Business Insurance	600,049	155,562	21,417	106,975	0	493,073
Advertising	53,027	14,613	988	7,111	0	45,916
Professional Services	1,256,732	576,972	75,885	368,400	19,930	868,402
General Contingency	467,500	194,792	0	1,000	0	466,500
<b>OPERATING EXPENSE SUBTOTAL</b>	<b>\$11,892,656</b>	<b>\$4,774,973</b>	<b>\$729,555</b>	<b>\$3,797,571</b>	<b>\$173,510</b>	<b>\$7,921,575</b>
<b>ADM OPS ALLOCATION</b>						
TES Allocation			10,601	52,128		
<b>ADM OPS ALLOCATION SUBTOTAL</b>			<b>\$10,601</b>	<b>\$52,128</b>		
<b>TOTAL EXPENSES</b>			<b>\$740,156</b>	<b>\$3,849,699</b>		

\* Includes Executive, Human Resources, Accounting, EZPass, Purchasing, Information Technology, Community Affairs and Contract/Compliance.

**Delaware River Joint Toll Bridge Commission**  
**Budget vs Actual**  
**For the Five Months Ending May 31, 2021**

**ADMINISTRATION - OPERATIONS\***

	<b>Annual Budget 2021</b>	<b>YTD Budget 2021</b>	<b>Expended For The Month</b>	<b>Expended Year To Date</b>	<b>Encumbered</b>	<b>Remaining Annual Budget</b>
<b>OPERATING EXPENSE</b>						
Regular Employee Salaries	\$3,041,832	1,129,427	\$235,503	\$1,132,367	\$0	\$1,909,465
Overtime Wages	33,300	20,400	579	4,523	0	28,777
Pension Contributions	1,377,780	529,915	95,923	495,168	0	882,611
FICA Contributions	337,605	129,851	25,738	129,459	0	208,146
Regular Employee Healthcare Benefits	1,491,057	621,683	97,486	465,116	0	1,025,941
Life Insurance Benefits	39,736	16,557	3,308	16,898	0	22,838
Office Expense	65,571	29,349	452	6,353	805	58,413
Telecommunication Expense	117,137	48,807	5,875	37,910	0	79,227
Professional Development/Meetings	393,626	166,062	3,758	10,480	42,166	340,981
Vehicle Maintenance Expense and Fuel	700	292	0	170	0	530
ESS Operating Maintenance Expense	1,266,045	527,519	71,158	367,388	0	898,656
Toll Collection Expense	265	110	0	0	0	265
Uniform Expense	26,208	10,920	0	5,886	0	20,321
Business Insurance	83,013	34,589	6,909	34,504	0	48,509
Professional Services	605,000	252,090	0	31,137	0	573,863
State Police Bridge Security	44,513	18,547	0	0	0	44,513
<b>OPERATING EXPENSE SUBTOTAL</b>	<b>\$8,923,387</b>	<b>\$3,536,118</b>	<b>\$546,690</b>	<b>\$2,737,359</b>	<b>\$42,971</b>	<b>\$6,143,057</b>
<b>ADM OPS ALLOCATION</b>						
TES Allocation			(80,160)	(394,178)		
Toll Operation Allocation			(51,928)	(258,771)		
Bridge Maint Allocation			(50,371)	(251,662)		
Maint/Toll Allocation			(18,914)	(94,704)		
PSBS Allocation			(258,494)	(1,321,548)		
<b>ADM OPS ALLOCATION SUBTOTAL</b>			<b>(\$459,867)</b>	<b>(\$2,320,864)</b>		
<b>TOTAL EXPENSES</b>			<b>\$86,823</b>	<b>\$416,495</b>		

\* Includes Engineering, Training & Employee Safety, Maintenance/Toll Operation, Public Safety and Bridge Security.



**Delaware River Joint Toll Bridge Commission**  
**Budget vs Actual**  
**For the Five Months Ending May 31, 2021**

**SOUTHERN REGION TOLL BRIDGE**

	<b>Annual Budget 2021</b>	<b>YTD Budget 2021</b>	<b>Expended For The Month</b>	<b>Expended Year To Date</b>	<b>Encumbered</b>	<b>Remaining Annual Budget</b>
<b>OPERATING EXPENSE</b>						
Regular Employee Salaries	\$4,365,090	1,685,191	\$316,430	\$1,595,605	\$0	\$2,769,485
Part-Time Employee Wages	50,872	20,458	1,114	8,866	0	42,006
Overtime Wages	85,882	55,375	5,934	79,612	0	6,270
Pension Contributions	1,404,593	540,231	80,630	416,224	0	988,368
FICA Contributions	344,391	133,878	24,470	129,528	0	214,863
Regular Employee Healthcare Benefits	2,368,149	987,607	148,428	744,858	0	1,623,291
Life Insurance Benefits	39,579	16,491	3,078	15,544	0	24,034
Utility Expense	304,928	158,811	9,798	90,577	24,576	189,775
Office Expense	17,083	9,673	1,019	4,384	2,761	9,937
Telecommunication Expense	182,847	97,789	10,400	66,697	0	116,150
Information Technology Expense	8,679	3,940	0	0	0	8,679
Professional Development/Meetings	5,333	2,106	0	123	0	5,210
Vehicle Maintenance Expense and Fuel	142,259	107,047	11,409	40,157	29,198	72,904
Operations Maintenance Expense	388,556	246,375	20,121	141,125	48,549	198,882
Toll Collection Expense	21,612	17,074	1,018	6,109	0	15,503
Uniform Expense	69,259	29,965	1,505	5,189	18,251	45,818
Business Insurance	1,445,604	602,335	118,822	592,604	0	853,000
Licenses & Inspections Expense	1,435	1,295	306	885	0	550
State Police Bridge Security	1,853,026	790,780	149,402	743,576	0	1,109,450
EZP Equipment/Traffic Counter Maint	489,009	203,754	32,483	165,019	0	323,990
EZPass Operating Expense	3,870,288	1,599,603	344,308	1,568,145	0	2,302,143
<b>OPERATING EXPENSE SUBTOTAL</b>	<b>\$17,458,472</b>	<b>\$7,309,780</b>	<b>\$1,280,676</b>	<b>\$6,414,828</b>	<b>\$123,336</b>	<b>\$10,920,308</b>
<b>ADM OPS ALLOCATION</b>						
TES Allocation			14,150	69,580		
Toll Operation Allocation			15,578	77,631		
Bridge Maint Allocation			12,593	62,916		
Maint/Toll Allocation			4,161	20,835		
PSBS Allocation			67,639	346,612		
<b>ADM OPS ALLOCATION SUBTOTAL</b>			<b>\$114,121</b>	<b>\$577,573</b>		
<b>TOTAL EXPENSES</b>			<b>\$1,394,797</b>	<b>\$6,992,401</b>		

**Delaware River Joint Toll Bridge Commission**  
**Budget vs Actual**  
**For the Five Months Ending May 31, 2021**

**CENTRAL REGION TOLL BRIDGE**

	<b>Annual Budget 2021</b>	<b>YTD Budget 2021</b>	<b>Expended For The Month</b>	<b>Expended Year To Date</b>	<b>Encumbered</b>	<b>Remaining Annual Budget</b>
<b>OPERATING EXPENSE</b>						
Regular Employee Salaries	\$4,343,611	1,679,395	\$308,261	\$1,506,973	\$0	\$2,836,637
Part-Time Employee Wages	113,450	47,271	4,931	22,475	0	90,975
Overtime Wages	92,135	56,438	2,851	55,658	0	36,477
Pension Contributions	1,394,840	536,488	95,211	491,490	0	903,350
FICA Contributions	348,013	133,852	23,929	122,357	0	225,657
Regular Employee Healthcare Benefits	2,338,912	975,415	152,676	740,686	0	1,598,226
Life Insurance Benefits	39,207	17,237	2,907	15,015	0	24,192
Utility Expense	263,484	146,683	10,459	86,891	20,146	156,447
Office Expense	9,368	6,103	530	2,608	1,719	5,040
Telecommunication Expense	437,279	219,554	32,557	169,633	20,318	247,329
Information Technology Expense	4,503	2,401	0	0	0	4,503
Professional Development/Meetings	12,098	2,856	0	753	0	11,344
Vehicle Maintenance Expense and Fuel	115,651	87,114	10,886	29,676	45,739	40,236
Operations Maintenance Expense	461,718	314,394	48,268	195,681	97,457	168,580
Toll Collection Expense	28,995	22,239	1,575	6,166	0	22,829
Uniform Expense	27,503	10,515	1,397	5,207	382	21,914
Business Insurance	1,016,008	423,337	83,625	416,729	0	599,278
Licenses & Inspections Expense	3,544	1,179	443	1,351	0	2,193
State Police Bridge Security	1,794,200	765,676	144,659	719,971	0	1,074,230
EZP Equipment/Traffic Counter Maint	413,310	172,212	27,485	139,162	0	274,148
EZPass Operating Expense	1,751,128	723,673	209,126	878,571	0	872,557
<b>OPERATING EXPENSE SUBTOTAL</b>	<b>\$15,008,956</b>	<b>\$6,344,031</b>	<b>\$1,161,776</b>	<b>\$5,607,053</b>	<b>\$185,762</b>	<b>\$9,216,142</b>
<b>ADM OPS AIIOCATION</b>						
TES Allocation			18,150	89,252		
Toll Operation Allocation			20,771	103,508		
Bridge Maint Allocation			15,111	75,499		
Maint/Toll Allocation			6,053	30,305		
PSBS Allocation			44,038	225,816		
<b>ADM OPS AIIOCATION SUBTOTAL</b>			<b>\$104,123</b>	<b>\$524,381</b>		
<b>TOTAL EXPENSES</b>			<b>\$1,265,899</b>	<b>\$6,131,433</b>		

**Delaware River Joint Toll Bridge Commission**  
**Budget vs Actual**  
**For the Five Months Ending May 31, 2021**

**NORTHERN REGION TOLL BRIDGE**

	<b>Annual Budget 2021</b>	<b>YTD Budget 2021</b>	<b>Expended For The Month</b>	<b>Expended Year To Date</b>	<b>Encumbered</b>	<b>Remaining Annual Budget</b>
<b>OPERATING EXPENSE</b>						
Regular Employee Salaries	\$4,274,337	1,651,009	\$305,930	\$1,559,037	\$0	\$2,715,301
Part-Time Employee Wages	93,726	37,117	4,085	22,144	0	71,582
Overtime Wages	140,823	89,485	5,187	79,355	0	61,468
Pension Contributions	1,393,413	535,939	96,636	498,847	0	894,566
FICA Contributions	344,930	132,666	23,890	127,598	0	217,332
Regular Employee Healthcare Benefits	2,251,203	945,337	147,346	711,593	0	1,539,610
Life Insurance Benefits	38,672	16,113	2,912	14,717	0	23,954
Utility Expense	163,469	95,021	10,519	69,177	14,188	80,104
Office Expense	9,637	7,874	590	2,996	3,126	3,516
Telecommunication Expense	353,811	147,421	27,467	138,346	0	215,465
Information Technology Expense	6,262	2,557	0	0	0	6,262
Professional Development/Meetings	4,147	2,290	0	227	0	3,920
Vehicle Maintenance Expense and Fuel	126,537	90,546	9,223	37,489	38,903	50,144
Operations Maintenance Expense	329,923	218,576	11,905	146,872	68,403	114,648
Toll Collection Expense	33,931	25,826	3,190	11,494	0	22,437
Uniform Expense	28,870	10,457	662	10,874	0	17,997
Business Insurance	964,861	402,025	79,440	395,755	0	569,106
Licenses & Inspections Expense	2,420	825	367	1,014	0	1,406
State Police Bridge Security	1,232,736	526,367	99,391	494,668	0	738,068
EZP Equipment/Traffic Counter Maint	489,002	203,751	32,481	165,005	0	323,996
EZPass Operating Expense	1,284,710	524,047	153,425	644,561	0	640,149
<b>OPERATING EXPENSE SUBTOTAL</b>	<b>\$13,567,423</b>	<b>\$5,665,250</b>	<b>\$1,014,646</b>	<b>\$5,131,769</b>	<b>\$124,620</b>	<b>\$8,311,034</b>
<b>ADM OPS ALLOCATION</b>						
TES Allocation			18,390	90,431		
Toll Operation Allocation			15,578	77,631		
Bridge Maint Allocation			12,089	60,399		
Maint/Toll Allocation			4,539	22,729		
PSBS Allocation			66,056	338,724		
<b>ADM OPS ALLOCATION SUBTOTAL</b>			<b>\$116,653</b>	<b>\$589,914</b>		
<b>TOTAL EXPENSES</b>			<b>\$1,131,300</b>	<b>\$5,721,683</b>		

**Delaware River Joint Toll Bridge Commission**  
**Budget vs Actual**  
**For the Five Months Ending May 31, 2021**

**SOUTHERN DIVISION TOLL SUPPORTED BRIDGES**

	<b>Annual Budget 2021</b>	<b>YTD Budget 2021</b>	<b>Expended For The Month</b>	<b>Expended Year To Date</b>	<b>Encumbered</b>	<b>Remaining Annual Budget</b>
<b>OPERATING EXPENSE</b>						
Regular Employee Salaries	\$1,712,586	662,149	\$121,921	\$641,821	\$0	\$1,070,766
Part-Time Employee Wages	4,500	1,875	966	6,970	0	(2,470)
Overtime Wages	51,551	33,238	544	8,113	0	43,438
Pension Contributions	550,763	211,844	44,383	229,018	0	321,745
FICA Contributions	135,301	52,041	9,358	49,850	0	85,451
Regular Employee Healthcare Benefits	994,039	414,552	69,582	317,860	0	676,179
Life Insurance Benefits	15,451	6,438	1,266	6,404	0	9,047
Utility Expense	48,957	21,433	1,702	13,065	0	35,892
Telecommunication Expense	65,032	27,097	5,650	28,025	0	37,007
Professional Development/Meetings	3,025	1,261	0	0	0	3,025
Vehicle Maintenance Expense and Fuel	8,384	4,666	0	0	0	8,384
Operations Maintenance Expense	61,206	40,255	183	5,391	12,501	43,314
Uniform Expense	19,230	8,504	559	11,405	0	7,825
Business Insurance	354,009	147,503	29,083	144,917	0	209,091
Licenses & Inspections Expense	570	474	70	140	0	430
State Police Bridge Security	1,023,577	436,812	82,527	410,737	0	612,839
EZP Equipment/Traffic Counter Maint	4,345	1,810	0	4,344	0	1
<b>OPERATING EXPENSE SUBTOTAL</b>	<b>\$5,052,527</b>	<b>\$2,071,952</b>	<b>\$367,796</b>	<b>\$1,878,060</b>	<b>\$12,501</b>	<b>\$3,161,966</b>
<b>ADM OPS ALLOCATION</b>						
TES Allocation			9,439	46,417		
Bridge Maint Allocation			5,037	25,166		
Maint/Toll Allocation			2,081	10,417		
PSBS Allocation			42,793	217,522		
<b>ADM OPS ALLOCATION SUBTOTAL</b>			<b>\$59,350</b>	<b>\$299,522</b>		
<b>TOTAL EXPENSES</b>			<b>\$427,145</b>	<b>\$2,177,582</b>		

**Delaware River Joint Toll Bridge Commission**  
**Budget vs Actual**  
**For the Five Months Ending May 31, 2021**

**NORTHERN DIVISION TOLL SUPPORTED BRIDGES**

	<b>Annual Budget 2021</b>	<b>YTD Budget 2021</b>	<b>Expended For The Month</b>	<b>Expended Year To Date</b>	<b>Encumbered</b>	<b>Remaining Annual Budget</b>
<b>OPERATING EXPENSE</b>						
Regular Employee Salaries	\$2,000,831	773,899	\$165,508	\$767,000	\$0	\$1,233,831
Part-Time Employee Wages	5,400	2,250	782	8,090	0	(2,690)
Overtime Wages	50,575	31,059	1,511	7,044	0	43,531
Pension Contributions	640,449	246,336	46,670	240,673	0	399,776
FICA Contributions	157,346	60,520	12,703	59,413	0	97,933
Regular Employee Healthcare Benefits	1,140,220	475,515	75,706	360,744	0	779,476
Life Insurance Benefits	18,040	7,517	1,432	7,248	0	10,793
Utility Expense	40,963	17,101	959	11,198	0	29,765
Office Expense	864	360	0	0	0	864
Telecommunication Expense	184,434	76,847	14,840	74,660	0	109,774
Professional Development/Meetings	2,247	936	0	0	0	2,247
Vehicle Maintenance Expense and Fuel	7,191	2,996	817	4,169	0	3,023
Operations Maintenance Expense	60,684	38,365	1,219	16,941	8,241	35,502
Uniform Expense	16,644	6,834	323	4,624	0	12,020
Business Insurance	259,913	108,297	21,405	106,522	0	153,391
Licenses & Inspections Expense	1,625	556	0	143	0	1,482
State Police Bridge Security	632,709	270,009	51,013	253,891	0	378,818
EZP Equipment/Traffic Counter Maint	4,335	1,806	0	4,336	0	(1)
<b>OPERATING EXPENSE SUBTOTAL</b>	<b>\$5,224,471</b>	<b>\$2,121,204</b>	<b>\$394,887</b>	<b>\$1,926,697</b>	<b>\$8,241</b>	<b>\$3,289,533</b>
<b>ADM OPS ALLOCATION</b>						
TES Allocation			9,430	46,371		
Bridge Maint Allocation			5,541	27,683		
Maint/Toll Allocation			2,081	10,417		
PSBS Allocation			37,968	192,874		
<b>ADM OPS ALLOCATION SUBTOTAL</b>			<b>\$55,020</b>	<b>\$277,346</b>		
<b>TOTAL EXPENSES</b>			<b>\$449,906</b>	<b>\$2,204,043</b>		

**DELAWARE RIVER JOINT TOLL BRIDGE COMMISSION SYSTEM**  
**STATEMENT OF REVENUE AND EXPENSES FOR THE FIVE MONTHS ENDED MAY 31, 2021**

	Southern Toll Bridges	Central Toll Bridges	Northern Toll Bridges	Toll Bridges Subtotal	Southern Region TSB	Northern Region TSB	TSB Subtotal	Administration Operation	Administration Administrative	ADM Subtotal	TOTAL 2021	TOTAL 2020
<b>TOLL REVENUE</b>												
Net Toll Revenue	14,478,401	31,937,664	16,231,160	62,647,225	-	-	-	-	-	-	62,647,225	52,937,227
EZPass Fee	191,195	420,554	214,398	826,147	-	-	-	-	-	-	826,147	707,944
Net Violation Fee Income	1,197,255	941,180	608,112	2,746,548	-	-	-	-	-	-	2,746,548	788,218
<b>REVENUE FROM TOLL</b>	<b>\$ 15,866,851</b>	<b>\$ 33,299,398</b>	<b>\$ 17,053,671</b>	<b>\$ 66,219,919</b>	<b>\$ -</b>	<b>\$ -</b>	<b>\$ -</b>	<b>\$ -</b>	<b>\$ -</b>	<b>\$ -</b>	<b>\$ 66,219,919</b>	<b>\$ 54,433,388</b>
<b>OPERATING EXPENSE</b>												
Regular Employee Salaries	1,595,605	1,506,973	1,559,037	4,661,615	641,821	767,000	1,408,821	1,132,367	1,709,572	2,841,939	8,912,375	10,204,596
Part-Time Employee Wages	8,866	22,475	22,144	53,485	6,970	8,090	15,060	-	-	-	68,545	46,280
Summer Employee Wages	-	-	-	-	-	-	-	-	-	-	-	-
Overtime Wages	79,612	55,658	79,355	214,625	8,113	7,044	15,157	4,523	1,862	6,385	236,167	126,914
Pension Contributions	416,224	491,490	498,847	1,406,561	229,018	240,673	469,691	495,168	503,113	998,281	2,874,533	3,184,367
FICA Contributions	129,528	122,357	127,598	379,482	49,850	59,413	109,263	129,459	130,743	260,202	748,948	823,565
Regular Employee Healthcare Benefits	744,858	740,686	711,593	2,197,137	317,860	360,744	678,604	465,116	484,641	949,757	3,825,498	3,953,726
Life Insurance Benefits	15,544	15,015	14,717	45,277	6,404	7,248	13,652	16,898	16,974	33,872	92,800	106,555
Unemployment Compensation Benefits	-	-	-	-	-	-	-	-	8,654	8,654	8,654	4,641
Utility Expense	90,577	86,891	69,177	246,645	13,065	11,198	24,263	-	32,615	32,615	303,522	308,203
Office Expense	4,384	2,608	2,996	9,988	-	-	-	6,353	50,138	56,491	66,479	67,509
Telecommunication Expense	66,697	169,633	138,346	374,676	28,025	74,660	102,685	37,910	45,754	83,665	561,025	527,800
Information Technology Expense	-	-	-	-	-	-	-	-	254,717	254,717	254,717	182,805
Professional Development/Meetings	123	753	227	1,103	-	-	-	10,480	39,980	50,459	51,562	91,031
Vehicle Maintenance Expense and Fuel	40,157	29,676	37,489	107,322	-	4,169	4,169	170	14,364	14,533	126,025	83,131
Operations Maintenance Expense	141,125	195,681	146,872	483,677	5,391	16,941	22,332	-	16,946	16,946	522,955	326,272
ESS Operating Maintenance Expense	-	-	-	-	-	-	-	367,388	-	367,388	367,388	459,404
Commission Expense	-	-	-	-	-	-	-	-	2,538	2,538	2,538	5,152
Toll Collection Expense	6,109	6,166	11,494	23,769	-	-	-	-	-	-	23,769	12,638
Uniform Expense	5,189	5,207	10,874	21,270	11,405	4,624	16,029	5,886	1,474	7,360	44,659	46,834
Business Insurance	592,604	416,729	395,755	1,405,089	144,917	106,522	251,439	34,504	106,975	141,479	1,798,007	1,505,673
Licenses & Inspections Expense	885	1,351	1,014	3,250	140	143	283	-	-	-	3,533	2,332
Advertising	-	-	-	-	-	-	-	-	7,111	7,111	7,111	3,882
Professional Services	-	-	-	-	-	-	-	31,137	368,400	399,537	399,537	558,146
State Police Bridge Security	743,576	719,971	494,668	1,958,215	410,737	253,891	664,628	-	-	-	2,622,843	2,586,825
EZP Equip/Traffic Counter Maint	165,019	139,162	165,005	469,187	4,344	4,336	8,680	-	-	-	477,866	455,152
General Contingency	-	-	-	-	-	-	-	-	1,000	1,000	1,000	-
EZPass Operating Expense	1,568,145	878,571	644,561	3,091,277	-	-	-	-	-	-	3,091,277	2,541,742
<b>TOTAL OP., MAINT., &amp; ADM</b>	<b>\$ 6,414,828</b>	<b>\$ 5,607,053</b>	<b>\$ 5,131,769</b>	<b>\$ 17,153,650</b>	<b>\$ 1,878,060</b>	<b>\$ 1,926,697</b>	<b>\$ 3,804,757</b>	<b>\$ 2,737,359</b>	<b>\$ 3,797,571</b>	<b>\$ 6,534,930</b>	<b>\$ 27,493,337</b>	<b>\$ 28,215,178</b>
<b>ADM OPS ALLOCATION</b>												
TES Allocation	69,580	89,252	90,431	249,262	46,417	46,371	92,788	(394,178)	52,128	(342,050)	-	-
Toll Ops Allocation	77,631	103,508	77,631	258,771	-	-	-	(258,771)	-	(258,771)	-	-
Bridge Maint Allocation	62,916	75,499	60,399	198,813	25,166	27,683	52,849	(251,662)	-	(251,662)	-	-
Maint/Toll Allocation	20,835	30,305	22,729	73,869	10,417	10,417	20,835	(94,704)	-	(94,704)	-	-
PSBS Allocation	346,612	225,816	338,724	911,152	217,522	192,874	410,396	(1,321,548)	-	(1,321,548)	-	-
<b>TOTAL ADM OPS ALLOCATION</b>	<b>\$ 577,573</b>	<b>\$ 524,381</b>	<b>\$ 589,914</b>	<b>\$ 1,691,868</b>	<b>\$ 299,522</b>	<b>\$ 277,346</b>	<b>\$ 576,868</b>	<b>\$ (2,320,864)</b>	<b>\$ 52,128</b>	<b>\$ (2,268,736)</b>	<b>\$ -</b>	<b>\$ -</b>
<b>OTHER OPERATING INC/EXP</b>												
Other Operating Income	-	-	-	-	-	-	-	-	303,818	303,818	303,818	310,647
<b>TOTAL OTHER OP INC</b>	<b>\$ -</b>	<b>\$ -</b>	<b>\$ -</b>	<b>\$ -</b>	<b>\$ -</b>	<b>\$ -</b>	<b>\$ -</b>	<b>\$ -</b>	<b>\$ 303,818</b>	<b>\$ 303,818</b>	<b>\$ 303,818</b>	<b>\$ 310,647</b>
<b>NET OPERATING INC</b>	<b>\$ 8,874,450</b>	<b>\$ 27,167,965</b>	<b>\$ 11,331,988</b>	<b>\$ 47,374,402</b>	<b>\$ (2,177,582)</b>	<b>\$ (2,204,043)</b>	<b>\$ (4,381,625)</b>	<b>\$ (416,495)</b>	<b>\$ (3,545,882)</b>	<b>\$ (3,962,377)</b>	<b>\$ 39,030,400</b>	<b>\$ 26,528,857</b>
<b>NON-OPERATING REV/EXP</b>												
Interest Revenue											365,921	4,986,366
Other Non-Operating Revenue											40,400	-
Interest Expense											(11,689,299)	(11,926,501)
Depreciation Expense											(6,384,312)	(6,413,367)
<b>TOTAL NON-OPS REV/EXP</b>											<b>\$ (17,667,290)</b>	<b>\$ (13,353,503)</b>
<b>CHANGE IN NET ASSETS</b>											<b>\$ 21,363,110</b>	<b>\$ 13,175,354</b>

# **DELAWARE RIVER JOINT TOLL BRIDGE COMMISSION**

**Meeting of June 28, 2021**

## **ADMINISTRATION**

The following Pages reflect the reports on those items assigned to the Administration Department. Each item is reported separately and page numbered accordingly.

**DELAWARE RIVER JOINT TOLL BRIDGE COMMISSION**

**Meeting of June 28, 2021**

**PURCHASING REPORT INDEX**

**MONTH OF MAY 2021**

SUBJECT	DESCRIPTION	PAGE NUMBER
Purchasing	Monthly Purchasing Report Covering the Month of MAY, 2021	1-4



# **DELAWARE RIVER JOINT TOLL BRIDGE COMMISSION**

**Meeting of June 28, 2021**

## **MONTHLY PURCHASING REPORT**

**Month of May 2021**

This report itemizes all orders for purchases made for the month of May, 2021, showing the divisions chargeable for the expense and the source of authority for issuance of the Purchase Order. This authority is broken into three categories:

- (1) By authority of the Commission
- (2) By authority of the Executive Director or his designate
- (3) By authority of the Director

The purchasing activities for the month of May, 2021, culminated in the preparation and placement of 47 purchase orders in the total amount of \$1,169,170.50. For four (4) of these purchases, 12 price inquiries were sent out for an average of three (3) inquiries per Order ( $12/4=3$ ).

Procurements of over \$5,000.00 during the period of May, 2021 are shown below:

- One (1) Purchase Order was issued, in the total amount of \$1,035,498.00, for eight (8) 2022 Mack chassis procurements;
- Two (2) Purchase Orders were issued, in the total amount of \$37,500.00, for guide rail repairs/replacements at I-78;
- One (1) Purchase Order was issued, in the total amount of \$29,650.00, for the installation of new card access doors at the Milford-Montague Administration Building;
- One (1) Purchase Order was let, in the total amount of \$8,048.36, for the purchase of cleaning supplies at the Easton-Phillipsburg location;
- A Purchase Order was issued, in the total amount of \$6,613.00, for an enclosed trailer.

In addition to the practices employed incidental to purchase of materials, etc., from vendors on a direct basis, the Commission also purchases via direct utilization of the purchasing processes of the State of New Jersey, the Commonwealth of Pennsylvania and other joint purchasing arrangements.

**DELAWARE RIVER JOINT TOLL BRIDGE COMMISSION  
REPORT OF PURCHASING ACTIVITIES**

**May 2021**

PO Number	Vendor Name	General Description	Req Dept	Contract/Resolution/ Comment	<b>** BY AUTHORITY OF **</b>		
					Commission	Director of Purchasing	Director
20210232	SCHNEIDER ELECTRIC BUILDING AMERICAS, INC. <b>CAPITAL RESERVE</b>	ESS- ACCESS CONTROL-DOOR ADDS-	ESS	4032-09-18	29,650.00		
20210233	GREEN POWER	JANITORIAL - LANE DEGREASER	DWG			635.00	
20210234	STARR UNIFORM	CLOTHING: MAINTENANCE (NEW)	EP	COSTARS 12		381.72	
20210235	HILLTOP SALES & SERVICE, INC.	I-78 JOHN DEERE GATOR REPAIRS	I78	PA 4400011369		1,635.58	
20210236	HILLTOP SALES & SERVICE, INC.	I-78 JOHN DEERE GATOR REPAIRS	I78	PA 4400011369		523.15	
20210237	NJ DEPARTMENT OF TREASURY	STORMWATER DISCHARGE FEE-21	MULTI			2,450.00	
20210238	TILLEY FIRE SOLUTIONS LLC	ANNUAL FIRE ALARM INSPECTION	I78			1,025.00	
20210239	JOHNSON CONTROLS FIRE PROTECTION LP	SEMI-ANNUAL BACKFLOW SYSTEM SE	I78			695.00	
20210240	USE VENDOR # 2453	SEALMASTERS	NHL	COSTARS 29		2,827.00	
20210241	BERGEY'S TIRE	TIRE REPLACEMENT	DWG	PA 4400015997		435.98	
20210242	PPC LUBRICANTS	LUBRICANTS, OIL & GREASE	EP	PA 4400014545		816.50	
20210243	FRED BEANS PARTS, INC	AUTOMOTIVE PARTS & ACCESSORIES	EP	PA 4400015878		551.49	
20210244	FRED BEANS PARTS, INC	AUTOMOTIVE PARTS & ACCESSORIES	EP	PA 4400015878		372.42	
20210245	SAFELITE AUTOGLASS	WINDSHIELD REPLACEMENT	NHL	COSTARS 25		399.97	
20210246	HOFFMAN EQUIPMENT	AUTO REPAIR ( VOLVO LOADER )	NHL			1,681.04	
20210247	SUBURBAN PROPANE-2751	FUEL, HEATING OIL, GASOLINE, D	EP			641.58	
20210248	J. FLETCHER CREAMER & SONS , INC	GUIDE RAIL REPAIR/REPLACE	I78	3426-12-17	28,000.00		
20210249	KOCH 33 FORD	AUTOMOTIVE PARTS & ACCESSORIES	EP			579.64	
20210250	HOFFMAN EQUIPMENT	WIPER MOTOR (BACKHOE)	MM			680.11	
20210251	PMG SM PA LLC	ROAD AND HIGHWAY BUILDING MATE	I78	COSTARS 29		2,503.00	
20210252	GRAINGER	MAG STORAGE TANK PUMP REPLACE	MM	OMNIA 0808138556		987.01	

**DELAWARE RIVER JOINT TOLL BRIDGE COMMISSION  
REPORT OF PURCHASING ACTIVITIES**

**May 2021**

PO Number	Vendor Name	General Description	Req Dept	Contract/Resolution/ Comment	<b>** BY AUTHORITY OF **</b>		
					Commission	Director of Purchasing	Director
20210253	OFFICE BASICS	JANITORIAL SUPPLIES	NHL	COSTARS 5		5,807.00	
20210254	FRED BEANS PARTS, INC	AUTOMOTIVE PARTS & ACCESSORIES	I78	PA 4400015878		359.48	
20210255	WHITEHALL TURF EQUIPMENT	GROUNDS TOOLS	EP			5,477.39	
20210256	BINSKY SERVICE	BOILER CONTROLLER REPAIR	EP			3,055.00	
20210257	HILLTOP SALES & SERVICE, INC.	REAR COVER & PTO ASSEMBLY	PC			1,099.91	
20210258	OFFICE BASICS	JANITORIAL SUPPLIES	EP	COSTARS 5		8,048.36	
20210259	TRAFCON	SOLAR CHARGING PANEL REPLACE	DWG	PA 4400017756		603.55	
20210260	BINSKY SERVICE	HVAC REPAIR	TM			430.00	
20210261	PAPER MART INCORPORATED	COPY PAPER 8 1/2 x 11	AB SF			1,219.20	
20210262	E.M. KUTZ, INC.	BACKORDERED PART - PLOW TRUCK	I78	COSTARS 25		208.00	
20210263	MUNICIPAL MAINTENANCE CO., INC	PUMPING STATION PM/NSPECTION	I78			1,025.00	
20210264	OFFICE BASICS	JANITORIAL SUPPLIES	NHL	COSTARS 4		4,767.00	
20210265	HOME DEPOT CAPITAL RESERVE	STONE WALL REPAIR ACCESSORIES	MM	PA 4400010890	732.72		
20210266	HENNESSEY TRAILERS CAPITAL RESERVE	ENCLOSED TRAILER	EP		6,613.00		
20210267	TRANS EDGE TRUCK CENTER	PARTS FOR 2019 MACK	I78			404.36	
20210268	J. FLETCHER CREAMER & SONS , INC	GUIDE RAIL REPAIR/REPLACE	I78	3426-12-17	9,500.00		
20210269	FRED BEANS PARTS, INC	PARTS FOR BP-10 REPAIR	I78	PA 4400015878		694.26	
20210270	BERGEY'S TIRE	2008 EMERGENCY REPLACE-TIRES	I78	PA 4400015997		880.00	
20210271	GEORGE ALLEN WASTEWATER	SEPTIC TANK PUMPING	NHL			310.00	
20210272	BINSKY SERVICE	TOLL BOOTH HVAC REPAIR	I78			642.40	

**DELAWARE RIVER JOINT TOLL BRIDGE COMMISSION  
REPORT OF PURCHASING ACTIVITIES**

**May 2021**

PO Number	Vendor Name	General Description	Req Dept	Contract/Resolution/ Comment	<b>** BY AUTHORITY OF **</b>		
					Commission	Director of Purchasing	Director
20210273	STERNER'S HYDRAULICS	PLOW CYLINDER REPAIR-REBUILD	I78			1,259.00	
20210274	TRANS EDGE TRUCK CENTER CAPITAL RESERVE	2022 MACK CHASSIS BUY - 8	MULTI	COSTARS 25	1,035,498.00		
20210275	WASTE MANAGEMENT	TRASH REMOVAL SERVICE	NHL			579.75	
20210276	SUBURBAN PROPANE-2751	2020 FUEL INVOICE GAS & DIESEL	PC			338.63	
20210277	AMERICAN TEST CENTER	BUCKET TRUCKS-TEST/INSPECTIONS	DWG			1,365.00	
20210278	PAPER MART INCORPORATED	COPIER TABS FOR PRINT SHOP	NHL			782.30	
<b>Purchase Order Count: 47</b>				<b>AUTHORITY TOTALS:</b>	<b>\$1,109,993.72</b>	<b>\$59,176.78</b>	<b>\$0.00</b>
				<b>GRAND TOTAL:</b>	<b>\$1,169,170.50</b>		

Delaware River Joint Toll Bridge Commission  
Meeting of June 28, 2021

**E-ZPASS REPORT**  
**CUSTOMER SERVICE CENTER/VIOLATIONS PROCESSING CENTER (CSC/VPC)**  
**OPERATIONS REPORT FOR THE E-ZPASS SYSTEM**  
**MAY 2021**

<b>SUBJECT</b>	<b>DESCRIPTION</b>	<b>PAGE NUMBER</b>
<b>E-ZPass CSC/VPC Operations Report</b>	<b>E-ZPass CSC/VPC Operations Report May</b>	<b>1-4</b>

Delaware River Joint Toll Bridge Commission  
Meeting of June 28, 2021

**E-ZPASS REPORT  
CUSTOMER SERVICE CENTER/VIOLATIONS PROCESSING CENTER (CSC/VPC)  
OPERATIONS REPORT FOR THE E-ZPASS SYSTEM  
MAY 2021**

E-ZPass Account and Transponder Information as reported by Conduent State and Local Solutions, Inc. (CSC/VPC Provider)

Total Number of Migrated DRJTBC and NJ CSC E-ZPass Accounts

Migrated Business Accounts	Migrated Private Accounts	Total Number of Migrated Accounts	Total Number of NJ CSC Active Accounts
1,654	77,339	78,993	3,370,781

Total Number of Migrated DRJTBC (029) Transponders and NJ CSC E-ZPass Transponders

Migrated Business Account Transponders	Migrated Private Account Transponders	Total Number of Migrated Transponders	Total Number of NJ CSC Active Transponders
9,228	131,323	140,551	5,660,612

The Commission will be able to identify 78,993 migrated accounts through a prefix account number (60000). This number will precede the 4-digit account assigned to these accounts. The prefix number was provided in order for the Commission to identify all migrated E-ZPass accounts.

Delaware River Joint Toll Bridge Commission  
Meeting of June 28, 2021

**E-ZPASS REPORT**  
**CUSTOMER SERVICE CENTER/VIOLATIONS PROCESSING CENTER (CSC/VPC)**  
**OPERATIONS REPORT FOR THE E-ZPASS SYSTEM**  
**MAY 2021**

<b>E-ZPass Department Call Activity</b>	<b>Total Calls for May</b>
<b><i>CSC/VPC Inquiries</i></b>	
Account Modification Requests	44
Violation Notification Inquires	52
SFB Inquiries (commuter discount/toll by plate)	20
<b><i>General Commission Inquiries</i></b>	
Calls referred to Other Departments (H.R., Eng., ESS)	9
<b><i>Web-Inquiries</i></b>	
Account Updates	23
Violations	27
Disputes	33
<b>TOTAL NUMBER OF CALLS</b>	<b>208</b>

E-ZPass account modification requests and violation inquiries represent an increase in calls for May.

<b>SCUDDER FALLS BRIDGE</b>	<b>TOLL-BY-PLATE BILLS AND VIOLATION NOTICES MAILED IN MAY</b>
TOLL BILL A	21,451
TOLL BILL B	8,699
LEVEL 1 VIOLATIONS	6,305
LEVEL 2 VIOLATIONS	5,595

**E-ZPASS REPORT**  
**CUSTOMER SERVICE CENTER/VIOLATIONS PROCESSING CENTER (CSC/VPC)**  
**OPERATIONS REPORT FOR THE E-ZPASS SYSTEM**  
**MAY 2021**

**CSC/VPC Post-Migration Collection Update:**

As a result of post-migration collection efforts from May 2014 – May 2021, New Jersey E-ZPass reports \$7,409,157.16 collected in tolls and \$26,384,761.17 collected in fees.

**Collection Account Updates:**

**CRST Lincoln Sales - August Settlement:** DRJTBC received payment in the amount of \$43,188.15 for violation transactions from February 2016 through July 2019. The full outstanding toll in the amount of \$14,428.15 was paid. Conduent receives a percentage share of the administrative fee. Therefore, DRJTBC received payment for the fees in the amount of \$19,185.00. Commission counsel filed a civil complaint for the outstanding amount. General Counsel for CRST International, Inc. and Commission counsel representing Florio Perucci Steinhardt & Capelli negotiated payment for the entire outstanding amount.

**Transcom - August Settlement:** DRJTBC received payment in the amount of \$5,000.00 representing outstanding tolls from April 2014-October 2018. Commission counsel filed a civil complaint for the outstanding amount. Counsel for Transcom and Commission counsel representing Florio Perucci Steinhardt & Capelli negotiated payment.

**JCV Trucking - September Settlement:** DRJTBC will receive payment in the amount of \$100,050.00 representing outstanding tolls and a portion of fees for violation transactions from 2014-2018. The full outstanding toll in the amount of \$67,098 will be paid. \$32,952.00 will be applied to \$143,010.00 in outstanding fees. Commission counsel filed a civil lawsuit for the outstanding amounts. A hearing in Federal Bankruptcy Court was scheduled on September 24<sup>th</sup> which resulted in JCV's Chapter 11 Reorganization Plan and Disclosure Statement. Monthly payments will be paid in the amount of \$1,334.00 over 75 months.

**TMT Trucking:** On 12/19/19, DRJTBC was awarded \$40,000.00 during an arbitration hearing. The defendant as well as the Commission has 30 days to appeal the verdict. The Commission nor the defendant has appealed the verdict. The current outstanding amount owed to the Commission in tolls is \$19,584.00 and \$31,290.00 in fees.

**Jhonatan Trucking:** Arbitration awarded to the Commission in the amount of \$75,015.50 for outstanding tolls and fees.



**E-Z PASS REPORT  
CUSTOMER SERVICE CENTER/VIOLATIONS PROCESSING CENTER (CSC/VPC)  
OPERATIONS REPORT FOR THE E-ZPASS SYSTEM  
MAY 2021**

**Violation Camera Monitoring:**

The E-ZPass Department in tandem with TransCore's Field Service Technicians (FSTs) monitor vehicle license plate images in the Southern, Central and Northern Regions through the Commission's Violation Enforcement System (VES).

**IAG, New Jersey Turnpike Authority (NJTA) and Electronic Toll Collection System (ETC) Meetings and Workshops**

Continue to represent the Commission at the following committees, meetings and workshops:

1. IAG Reciprocity Committee
2. IAG Public Relations & Marketing Committee
3. IAG Legal Committee
4. IAG Rental/Fleet Car Subgroup Committee
5. New Jersey Turnpike Authority Project Status Meetings
6. New Jersey Customer Service Center Requirements Meetings

**DELAWARE RIVER JOINT TOLL BRIDGE COMMISSION**  
**Meeting of June 28, 2021**

**ELECTRONIC TOLL COLLECTION PROGRAM**

**MONTH OF MAY 2021**

<b>SUBJECT</b>	<b>DESCRIPTION</b>	<b>PAGE NUMBER</b>
ETC PROGRAM	Electronic Toll Collection Program Report	1-2

**DELAWARE RIVER JOINT TOLL BRIDGE COMMISSION**  
**Meeting of June 28, 2021**

**ELECTRONIC TOLL COLLECTION PROGRAM**  
**MONTH OF MAY 2021**

The following items were recently initiated, accomplished or performed during the above noted month:

Activities for the In-Lane Toll System

1. TransCore coordinated with Conduent to develop a reconciliation file interface control document (ICD) between the Commission's in-lane toll system and the NJ CSC. Testing of this file transfer is complete. Conduent is preparing for the release of this daily file transfer in the production environment.
2. TransCore coordinated with Conduent (NJ Customer Service Center) for the inclusion of transponders from the Florida Turnpike Enterprise (FTE) to the tag status file. As of May 28, 2021, FTE is now accepting E-ZPass, bringing interoperability to millions of toll highway customers on the East Coast of the United States and as far west as Illinois. In conjunction with this partnership, FTE is also launching the SunPass PRO, a multi-protocol transponder that can be used everywhere E-ZPass is accepted.
3. TransCore is coordinating with Road-Con, Inc. for the replacement of the roadway loops located within each conventional toll plaza lane and the Open Road Tolling zone as these will need to be replaced during the Delaware Water Gap Toll Bridge pavement rehabilitation project. TransCore is observing the concrete placement and saw cutting for toll lane three by Road-Con, Inc. They will then install the embedded roadway loops along with pulling the loop lead to the lane controller, terminating the loop lead and testing the lane function.
4. Commission Staff and TransCore meet monthly to review and discuss system operational and maintenance items. A weekly call also takes place to briefly review system maintenance items for the week.

Activities for the E-ZPass Customer Service Center/Violation Processing Center

1. The New Jersey Turnpike Authority (NJTA), as the lead agency, is facilitating all meetings with the other agencies and Conduent to manage the implementation of outstanding system elements for the New Jersey E-ZPass Customer Service Center.
2. Conduent coordinated with TransCore to develop a reconciliation file interface control document (ICD) between the Commission's in-lane toll system and the NJ CSC. Testing of this file transfer is complete. Conduent is preparing for the release of this daily file transfer in the production environment.

**DELAWARE RIVER JOINT TOLL BRIDGE COMMISSION**  
**Meeting of June 28, 2021**

3. Conduent has added transponders from the Florida Turnpike Enterprise (FTE) to the tag status file. As of May 28, 2021, FTE is now accepting E-ZPass, bringing interoperability to millions of toll highway customers on the East Coast of the United States and as far west as Illinois. In conjunction with this partnership, FTE is also launching the SunPass PRO, a multi-protocol transponder that can be used everywhere E-ZPass is accepted.

General Electronic Toll Collection Program Activities

1. Mr. Stracciolini participated in the IAG E-ZPass Executive Management Committee meeting and Policy Committee meetings.
2. Mr. Stracciolini is participating in the IAG's Tag Only Procurement team, Non-toll Business Opportunity Task Force and Protocol Planning Working Group.
3. Mr. Stracciolini is the Co-Chair of the IAG's Next Generation Equipment Procurement Committee and has facilitated several working meetings with the consulting team for preparation of a Request for Proposals (RFP). The RFP will be issued by the North Carolina Turnpike Authority (NCTA), the procurement host agency, on June 4, 2021.
4. Mr. Stracciolini served on the evaluation committee for the review of proposals in response to the IAG Interoperability Hub Request for Proposals.

**Delaware River Joint Toll Bridge  
Commission Meeting of June 28, 2021**

**CONTRACT COMPLIANCE REPORT INDEX**

**Month of May 2021**

<b>SUBJECT</b>	<b>DESCRIPTION</b>	<b>PAGE NUMBER</b>
<b>Contract Compliance Program Operations Report</b>	<b>Operations Report May 2021</b>	<b>1-15</b>

**Delaware River Joint Toll Bridge Commission Month of  
May 2021**

**TABLE OF CONTENTS**

**IBE PROGRAM**

	<b><u>PAGES</u></b>
• IBE Program Overview	3
• Compliance Score Overview	4
• IBE Summary Report	5
• Active Professional Projects Payments Detail and Score	6
• Completed Professional Projects Payments Detail and Score	7
• Active Construction Projects Payments, Workforce & Ethnicity Utilization Scores	8 - 9
• Completed Construction Projects Payments, Workforce & Ethnicity Utilization	10 - 12

**MWSBE Program**

MWSBE: Minority (7%), Women (3%), and Small Business (25%) Enterprise Program Overview	13
MWSBE Program Commitments for Professional and Construction ( <i>Active &amp; Completed Pie Charts</i> )	14
MWSBE Professional & Construction Projects Final Commitment	15

**Delaware River Joint Toll Bridge Commission**  
**Month of May 2021**

**IBE PROGRAM OVERVIEW**

The Delaware River Joint Toll Bridge Commission (Commission) established an IBE Program (MBE/WBE/SBE/DBE/DsBE/VBE) with a target of 25% for all Professional Services and Construction Contracts awarded by the Commission effective July 1, 2014. To date, the Commission has awarded **(67)** contracts with the IBE Program requirements. Currently, there are **(36) active** projects and **(31) completed** projects.

**IBE Program Requirements**

The Commission began using Elation Systems effective January 2017, as the online system for Payment Verification and Certified Payroll Reporting (CPR). All contracts awarded by the Commission to a Prime Consultant/Prime Contractor and their Subconsultants and Subcontractors use this service free of charge. Online training is available to vendors on how to use Elation Systems. The Contract Compliance Department and Elation Support Staff are available to assist all users.

The Contract Compliance Department (CCD) monitors, posts and reports data in regards to all payments. The CCD also reviews all Certified Payrolls submitted into Elation Systems.

*The following are all mandatory requirements:*

**Company On-Line Registration:**

- i. All Primes must register their company and activate an account in Elation Systems; *and*
- ii. All Primes must also ensure that all Subconsultants and Subcontractors register their company and activate an account in Elation Systems.

**Payment Verification:**

- i. Prime Contractors must post all payments to their Subconsultants and/or Subcontractors in Elation Systems; *and*
- ii. Prime Contractors and their Subconsultants and/or Subcontractors must confirm all payments received in Elation Systems.

**Certified Payroll Reporting:**

- i. All Prime Contractors are responsible for assigning someone from their staff with the responsibility to review, approve, and upload their CPR(s) on a weekly basis into Elation Systems; *and*
- ii. All Prime Contractors must also ensure that their Subcontractors upload their CPR(s) on a weekly basis into Elation Systems.

Prime Consultants / Contractors IBE Target performance will be displayed / available on the Commission's public website.

**Delaware River Joint Toll Bridge Commission**  
**Month of May 2021**

**Contract Compliance Department Compliance**  
**IBE Scores Overview**

The Commission through its Contract Compliance Department has instituted a Compliance Score Ranking that will be included in the Monthly Contract Compliance Report for all Professional Services and Construction Projects.

The Compliance Score Ranking is an ongoing summary of data presented on Active and Completed contracts, which includes the tracking of payments from Prime Consultants and Contractors to IBE Subconsultants and Subcontractors, and the Prime Contractors Workforce Utilization. The Scores will illustrate the progress and participation to meet the Targets by Prime Consultants and Contractors as part of the IBE program.

The complete and timely reporting of payments and certified payrolls to the Elation Systems by the Prime Consultants and Prime Contractors, and their Subconsultants and Subcontractors, will assist the Prime Consultant and Prime Contractor in tracking the data to meet their targets.

Accordingly, each Prime will also be given a final grade at the completion of each project. Additionally, the data will be uploaded onto the Commission's public website on a monthly basis. ***The Score(s) are factored using the following criteria:***

**IBE PAYMENTS**

The payments by the Prime Consultant / Contractor to each of their IBE Subconsultants / Subcontractors will be calculated based on the criteria set by the Commission's 25% IBE Target.

**WORKFORCE UTILIZATION**

Workforce utilization contains 2 levels of scoring and documents the hourly employee utilization by workforce type, ethnicity and gender.

<b>IBE Payments Legend</b>	
<b>Score Rankings</b>	<b>IBE Commitment Participation</b>
A+	45% & above
A	35% to 44.9%
B+	30% to 34.9%
B	25% to 29.9%
C+	20% to 24.9%
C	15% to 19.9%
D+	10% to 14.9%
D	5% to 9.9%
F	4.9% & below

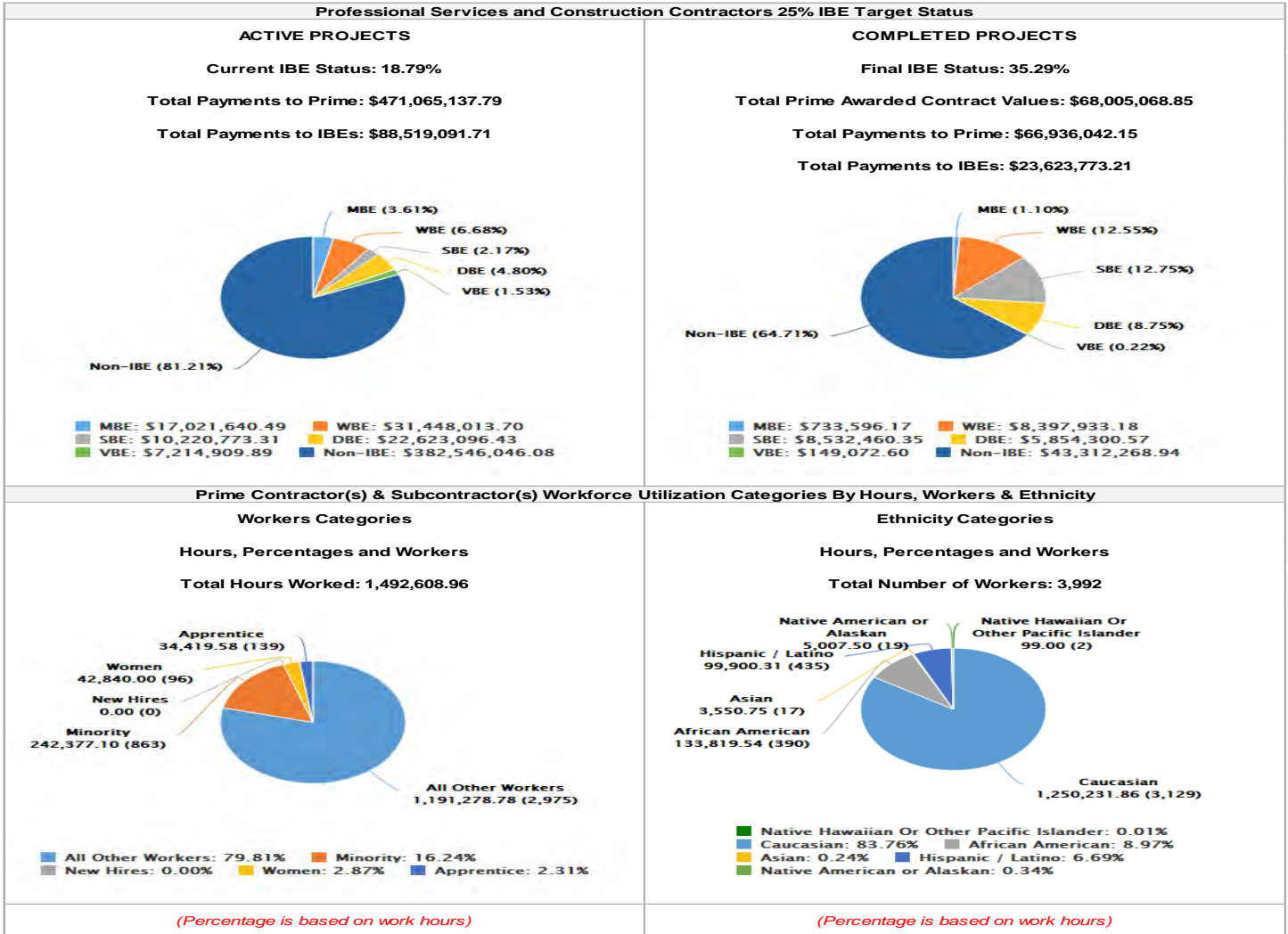
<b>Workforce Utilization Legend</b>		
<b>Score Rankings</b>	<b>Workforce Commitment Participation</b>	<b>Ethnicity &amp; Gender Participation</b>
A+	30% & above	25% & a above
A	25% to 29.9%	15% to 24.9%
B+	20% to 24.9%	over 15%
B	15% to 19.9%	10% to 14.9%
C+	10% to 14.9%	over 10%
C	10% to 14.9%	7.5% to 9.9%
D+	5% to 9.9%	over 7.5%
D	5% to 9.9%	5% to 7.4%
F	4.9% & below	4.9% & below



# Delaware River Joint Toll Bridge Commission

## Month of May 2021

### MAY 2021 IBE SUMMARY REPORT



	Contract Value	Prime P / T / D	IBE P / T / D	IBE Actual	Score
Active Professional and Construction Projects Totals	\$ 594,167,615.08	\$ 471,065,137.79	\$ 88,519,091.71	18.79%	C
Active Professional Services Projects Totals	\$ 103,998,829.03	\$ 76,578,813.02	\$ 19,186,336.04	25.05%	B
Completed Professional and Construction Projects Totals	\$ 68,005,068.85	\$ 66,936,042.15	\$ 23,623,773.21	35.29%	A
Completed Professional Services Projects Totals	\$ 7,006,035.49	\$ 6,705,386.58	\$ 1,246,907.99	18.60%	C

ACTIVE CONSTRUCTION PROJECTS														
Payments Summary					Workforce Hours Summary 19.03%						Ethnicity Participation Summary			
Total <input type="checkbox"/> Contracts <input type="checkbox"/> Value	Total Prime <input type="checkbox"/> P / T / D	Total IBE <input type="checkbox"/> P / T / D	Total IBE %	Payments Score (Total IBE Payments)	Total Number of Workers	Total Hours Worked	Caucasian Hours	Total Minority Hours	Total Women Hours	Workforce Score (Total Hours Worked)	Caucasian %	Minority %	Women %	Ethnicity Score (Total Participation)
\$490,168,786.05	\$394,486,324.77	\$69,332,755.67	17.58%	C	3193	1,372,379.60	1,151,734.55	220,645.05	40,564.75	B	83.92%	16.08%	2.96%	A
COMPLETED CONSTRUCTION PROJECTS														
Payments Summary					Workforce Hours Summary 19.97%						Ethnicity Participation Summary			
Total <input type="checkbox"/> Contracts <input type="checkbox"/> Value	Total Prime <input type="checkbox"/> P / T / D	Total IBE <input type="checkbox"/> P / T / D	Total IBE %	Payments Score (Total IBE Payments)	Total Number of Workers	Total Hours Worked	Caucasian Hours	Total Minority Hours	Total Women Hours	Workforce Score (Total Hours Worked)	Caucasian %	Minority %	Women %	Ethnicity Score (Total Participation)
\$60,999,033.36	\$60,230,655.57	\$22,376,865.22	37.15%	A	864	120,229.36	98,497.31	21,732.05	2,275.25	B	81.92%	18.08%	1.89%	A

# Delaware River Joint Toll Bridge Commission

## Month of May 2021

### Active Professional Services Projects Payments Detail Report

Date: From 07/01/2014 To 05/31/2021

IBE Payments Legend	
Score Rankings	IBE Commitment
A+	45% & above
A	35% to 44.9%
B+	30% to 34.9%
B	25% to 29.9%
C+	20% to 24.9%
C	15% to 19.9%
D+	10% to 14.9%
D	5% to 9.9%
F	4.9% & below

	Contract Value	Prime P / T / D	IBE P / T / D	IBE Actual	Score
All Professional and Construction Projects Totals	\$ 103,998,829.03	\$ 76,578,813.02	\$ 19,186,336.04	25.05%	B
All Professional Services Projects Totals	\$ 103,998,829.03	\$ 76,578,813.02	\$ 19,186,336.04	25.05%	B

	Prime Consultants	IBE Firm	Project Title	Contract Value	Prime P / T / D	IBE P / T / D	IBE Actual	Score
1	Gannett Fleming Inc. - Camp Hill, PA		C-519A GANNETT - Southern Operations & Maintenance Facilities Improvements	\$ 4,848,884.63	\$ 3,256,843.98	\$ 768,693.43	23.60%	C+
2	Greenman-Pedersen, Inc.		C-590A PROFESSIONAL ENGINEERING	\$ 1,420,768.65	\$ 964,766.13	\$ 419,000.99	43.43%	A
3	Michael Baker International, Inc.		C-660A BAKER - SFB Replacement Project Final Design Services	\$ 33,626,658.74	\$ 32,521,514.61	\$ 6,541,634.09	20.11%	C+
4	McCormick Taylor, Inc.		C-662A McCORMICK - SFB Replacement	\$ 1,800,016.87	\$ 1,405,317.45	\$ 364,088.20	25.91%	B
5	Cherry, Weber & Associates, P.C.		C-684A-2 Van Cleef Engineering Associates, LLC - formally - CHERRY	\$ 1,260,000.00	\$ 1,178,097.76	\$ 292,358.15	24.82%	C+
6	French & Parrello Associates (IBE Prime)	VBE	C-696B FRENCH - TOA/ Engineering Services - NJ Assignment	\$ 500,000.00	\$ 139,135.60	\$ 139,135.60	100.00%	A+
7	Rummel, Klepper and Kahl, LLP		C-701A RK&K - TOA/ Engineering Services for Electronic Toll Collection	\$ 500,000.00	\$ 461,377.87	\$ 91,464.15	19.82%	C
8	IH Engineers, P.C. (IBE Prime)	MBE	C-702B IH ENGS (IBE)- STRUCTURAL / CIVIL TASK ORDER AGREEMENT - NJ	\$ 1,000,000.00	\$ 841,938.28	\$ 841,938.28	100.00%	A+
9	Urban Engineers, Inc.		C-703A URBAN - TOA/ Construction	\$ 500,000.00	\$ 445,990.62	\$ 89,676.75	20.11%	C+
10	Greenman-Pedersen, Inc.		C-704A GPI / New Hope-Lambertville Toll	\$ 500,000.00	\$ 610,145.27	\$ 26,570.72	4.35%	F
11	USA Architects (IBE Prime)	SBE	C-707A USA - Commission Administration Building at Scudder Falls	\$ 1,376,451.71	\$ 1,376,354.11	\$ 1,376,354.11	100.00%	A+
12	Pennoni Associates Inc		C-715A PENNONI ASSOCIATES INC -	\$ 1,000,000.00	\$ 814,127.51	\$ 198,308.65	24.36%	C+
13	Johnson, Mirmiran and Thompson, Inc.		C-716A JMT (JOHNSON, MIRMIRAN & THOMPSON) - Facilities Task Order	\$ 500,000.00	\$ 131,036.70	\$ -	0.00%	F
14	The Gordian Group, Inc.		C-727A THE GORDIAN GROUP, INC.- JOB	\$ 650,000.00	\$ 259,744.14	\$ -	0.00%	F
15	Rummel, Klepper and Kahl, LLP		C-728A RUMMEL, KLEPPER & KAHL - ELECTRONIC TOLL COLLECTION /	\$ 500,000.00	\$ 124,117.29	\$ 7,647.96	6.16%	D
16	French & Parrello Associates (IBE Prime)	VBE	C-729A FRENCH & PARRELLO ASSOCIATES - FACILITIES TASK ORDER	\$ 500,000.00	\$ 15,677.45	\$ 15,677.45	100.00%	A+
17	Arora and Associates, P.C. (IBE Prime)	MBE	C-732A ARORA AND ASSOCIATES, PC.- (IBE) - Structural Civil TOA- NJ	\$ 2,000,000.00	\$ 416,859.50	\$ 416,859.50	100.00%	A+
18	KS Engineers, P.C. (IBE Prime)	MBE	C-733A KS ENGINEERS, P.C. - CONSTRUCTION MANAGEMENT	\$ 500,000.00	\$ 41,861.75	\$ 41,861.75	100.00%	A+
19	WSP/PARSONS BRINCKERHOFF, INC		C-750A WSP - USA - STRUCTURAL / CIVIL TASK ORDER AGREEMENT (TOA)	\$ 1,000,000.00	\$ 24,093.57	\$ -	0.00%	F
20	TRC Engineers		CI-671A TRC - SFB Replacement Project	\$ 6,515,220.03	\$ 3,520,465.03	\$ 1,290,033.34	36.64%	A
21	WSP/PARSONS BRINCKERHOFF, INC		CI-672A PARSONS (WSP) - SFB Replacement Project Engineering	\$ 7,776,718.32	\$ 4,448,846.90	\$ 1,201,142.24	27.00%	B
22	Gannett Fleming Inc. - Camp Hill, PA		CI-673A GANNETT - SFB Replacement Project Engineering Services for NJ	\$ 6,568,103.32	\$ 4,853,660.11	\$ 1,656,892.54	34.14%	B+
23	Joseph Jingoli & Son, Inc.		CM-519A SOUTHERN OPERATION &	\$ 3,611,070.68	\$ 36,641.39	\$ -	0.00%	F
24	Hill International, Inc. - Philadelphia, PA		CM-669A HILL - SFB Replacement Project Construction Management Services	\$ 25,015,066.98	\$ 18,160,413.66	\$ 3,371,248.18	18.56%	C
25	Joseph Jingoli & Son, Inc.		CM-707A JINGOLI - Commission	\$ 529,869.10	\$ 529,786.34	\$ 35,749.96	6.75%	D

\*Met or Exceeded the Target

\*Did Not Meet the Target

\*P/T/D = Paid To Date

# Delaware River Joint Toll Bridge Commission

## Month of May 2021

### Completed Professional Services Projects Payments Detail Report

Date: From 07/01/2014 To 05/31/2021

IBE Payments Legend	
Score Rankings	IBE Commitment
A+	45% & above
A	35% to 44.9%
B+	30% to 34.9%
B	25% to 29.9%
C+	20% to 24.9%
C	15% to 19.9%
D+	10% to 14.9%
D	5% to 9.9%
F	4.9% & below

	Contract Value	Prime P / T / D	IBE P / T / D	IBE Actual	Score
All Professional and Construction Projects Totals	\$ 7,006,035.49	\$ 6,705,386.58	\$ 1,246,907.99	18.60%	C
All Professional Services Projects Totals	\$ 7,006,035.49	\$ 6,705,386.58	\$ 1,246,907.99	18.60%	C

	Prime Consultants	IBE Firm	Project Title	Contract Value	Prime P / T / D	IBE P / T / D	IBE Actual	Score
1	Burns Engineering, Inc.		C-508A BURNS - I-78 Maintenance	\$ 717,042.74	\$ 717,042.74	\$ 305,795.94	42.65%	A
2	Gannett Fleming Inc. - Camp Hill, PA		C-644A GANNETT - I-78 Bridges & Approach Slab Rehabilitation	\$ 651,157.49	\$ 600,565.63	\$ 42,925.47	7.15%	D
3	Ammann & Whitney		C-650A AMMANN - Riverton / Belvidere	\$ 517,538.84	\$ 451,072.33	\$ 36,347.80	8.06%	D
4	Joseph Jingoli & Son, Inc.		C-657A JINGOLI - TOA / Building	\$ 297,447.93	\$ 297,447.96	\$ 13,380.00	4.50%	F
5	Pennoni Associates Inc		C-663A PENNONI - SFB Replacement	\$ 237,424.67	\$ 237,424.67	\$ 118,547.24	49.93%	A+
6	Johnson, Mirmiran and Thompson, Inc.		C-696A JMT - TOA / Engineering Services - PA Assignment	\$ 500,000.00	\$ 436,347.22	\$ 91,400.98	20.95%	C+
7	Jacobs Engineering Group Inc.		CI-566A JACOBS - Portland / Columbia Toll Bridge Approach Roadways	\$ 476,991.53	\$ 476,991.53	\$ 144,473.11	30.29%	B+
8	Jacobs Engineering Group Inc.		CI-665A JACOBS - SFB Replacement Project Engineering Services for PA	\$ 626,965.40	\$ 626,933.76	\$ 44,766.05	7.14%	D
9	STV Inc. - Trenton, NJ		CM-508A STV - I-78 Maintenance Garage	\$ 586,402.81	\$ 582,335.21	\$ 44,851.79	7.70%	D
10	Greenman-Pedersen, Inc.		CM-644A GPI - I-78 Bridges and Approach	\$ 1,545,442.08	\$ 1,429,603.53	\$ 266,934.72	18.67%	C
11	Greenman-Pedersen, Inc.		CM-664A GPI - SFB Replacement Project	\$ 849,622.00	\$ 849,622.00	\$ 137,484.89	16.18%	C

\*Met or Exceeded the Target

\*Did Not Meet the Target

\*P/T/D = Paid To Date

# Delaware River Joint Toll Bridge Commission

## Month of May 2021

### Active Construction Projects - Summary's & Scores (IBE Payments, Workforce Hours & Ethnicity Participation)

Date: From 07/01/2014 To 05/31/2021

IBE Payments Legend	
Score Rankings	IBE Commitment Participation
A+	45% & above
A	35% to 44.9%
B+	30% to 34.9%
B	25% to 29.9%
C+	20% to 24.9%
C	15% to 19.9%
D+	10% to 14.9%
D	5% to 9.9%
F	4.9% & below

Total of all Primes Contract Values \$490,168,786.05

Total Payments to all Primes \$394,486,324.77

Total Payments to all IBEs \$69,332,755.67

IBE Target 25.00%

IBE Actual 17.58%

Workforce Utilization Legend		
Score Rankings	Workforce Commitment Participation	Ethnicity & Gender Participation
A+	30% & above	25% & above
A	25% to 29.9%	15% to 24.9%
B+	20% to 24.9%	over 15%
B	15% to 19.9%	10% to 14.9%
C+	10% to 14.9%	over 10%
C	10% to 14.9%	7.5% to 9.9%
D+	5% to 9.9%	over 7.5%
D	5% to 9.9%	5% to 7.4%
F	4.9% & below	4.9% & below

ACTIVE CONSTRUCTION PROJECTS													
Payments Summary					Workforce Hours Summary 19.03%					Ethnicity Participation Summary			
Total <input type="checkbox"/> Contracts <input type="checkbox"/> Value	Total Prime <input type="checkbox"/> P / T / D	Total IBE <input type="checkbox"/> P / T / D	Total IBE %	Payments Score (Total IBE Payments)	Total Number of Workers	Total Hours Worked	Caucasian Hours	Total Minority Hours	Total Women Hours	Workforce Score (Total Hours Worked)	Caucasian %	Minority %	Ethnicity Score (Total Participation)
\$490,168,786.05	\$394,486,324.77	\$69,332,755.67	17.58%	C	3193	1,372,379.60	1,151,734.55	220,645.05	40,564.75	B	83.92%	16.08%	A

DB-540A TRANSORE - Electronic Toll Collection System Replacement - Design, Build & Maintain													
Payments Summary					Workforce Hours Summary 53.31%					Ethnicity Participation Summary			
Total <input type="checkbox"/> Contracts <input type="checkbox"/> Value	Total Prime <input type="checkbox"/> P / T / D	Total IBE <input type="checkbox"/> P / T / D	Total IBE %	Payments Score (Total IBE Payments)	Total Number of Workers	Total Hours Worked	Caucasian Hours	Total Minority Hours	Total Women Hours	Workforce Score (Total Hours Worked)	Caucasian %	Minority %	Ethnicity Score (Total Participation)
\$12,462,964.26	\$11,346,449.43	\$2,316,211.51	20.41%	C+	15	2,040.00	952.50	1,087.50	0.00	A+	46.69%	53.31%	A+

DB-724A SCHNEIDER ELECTRIC Electronic Surveillance/Detection System Maintenance Contract													
Payments Summary					Workforce Hours Summary 45.89%					Ethnicity Participation Summary			
Total <input type="checkbox"/> Contracts <input type="checkbox"/> Value	Total Prime <input type="checkbox"/> P / T / D	Total IBE <input type="checkbox"/> P / T / D	Total IBE %	Payments Score (Total IBE Payments)	Total Number of Workers	Total Hours Worked	Caucasian Hours	Total Minority Hours	Total Women Hours	Workforce Score (Total Hours Worked)	Caucasian %	Minority %	Ethnicity Score (Total Participation)
\$11,294,820.75	\$1,182,625.66	\$27,708.76	2.34%	F	57	717.00	479.00	238.00	91.00	A+	66.81%	33.19%	A+

T-668A TRUMBULL 2 New Jersey - SFB Replacement Project													
Payments Summary					Workforce Hours Summary 20.91%					Ethnicity Participation Summary			
Total <input type="checkbox"/> Contracts <input type="checkbox"/> Value	Total Prime <input type="checkbox"/> P / T / D	Total IBE <input type="checkbox"/> P / T / D	Total IBE %	Payments Score (Total IBE Payments)	Total Number of Workers	Total Hours Worked	Caucasian Hours	Total Minority Hours	Total Women Hours	Workforce Score (Total Hours Worked)	Caucasian %	Minority %	Ethnicity Score (Total Participation)
\$-	\$-	\$-	0.00%	N/A	1440	553,099.33	453,287.02	99,812.31	15,818.50	B+	81.95%	18.05%	A

T-668A TRUMBULL 1 Pennsylvania SFB Bridge Replacement Project													
Payments Summary					Workforce Hours Summary 18.24%					Ethnicity Participation Summary			
Total <input type="checkbox"/> Contracts <input type="checkbox"/> Value	Total Prime <input type="checkbox"/> P / T / D	Total IBE <input type="checkbox"/> P / T / D	Total IBE %	Payments Score (Total IBE Payments)	Total Number of Workers	Total Hours Worked	Caucasian Hours	Total Minority Hours	Total Women Hours	Workforce Score (Total Hours Worked)	Caucasian %	Minority %	Ethnicity Score (Total Participation)
\$424,129,137.19	\$354,387,424.13	\$60,049,795.10	16.94%	C	1696	720,911.57	613,468.75	107,442.82	24,045.25	B	85.10%	14.90%	B

T-707A Bracy Commission Administration Building at SFB & Adaptive Reuse of the 1799 Building													
Payments Summary					Workforce Hours Summary 12.32%					Ethnicity Participation Summary			
Total <input type="checkbox"/> Contracts <input type="checkbox"/> Value	Total Prime <input type="checkbox"/> P / T / D	Total IBE <input type="checkbox"/> P / T / D	Total IBE %	Payments Score (Total IBE Payments)	Total Number of Workers	Total Hours Worked	Caucasian Hours	Total Minority Hours	Total Women Hours	Workforce Score (Total Hours Worked)	Caucasian %	Minority %	Ethnicity Score (Total Participation)
\$21,357,000.00	\$21,418,985.71	\$4,382,167.83	20.46%	C+	435	80,061.86	70,408.20	9,653.66	209.00	C	87.94%	12.06%	B

T-719A Delaware Water Gap Toll Bridge Facility Westbound Toll Plaza Roadway and NJ Approach Repairs.													
Payments Summary					Workforce Hours Summary 0.00%					Ethnicity Participation Summary			
Total <input type="checkbox"/> Contracts <input type="checkbox"/> Value	Total Prime <input type="checkbox"/> P / T / D	Total IBE <input type="checkbox"/> P / T / D	Total IBE %	Payments Score (Total IBE Payments)	Total Number of Workers	Total Hours Worked	Caucasian Hours	Total Minority Hours	Total Women Hours	Workforce Score (Total Hours Worked)	Caucasian %	Minority %	Ethnicity Score (Total Participation)
\$3,773,197.85	\$-	\$-	0.00%	N/A	0	0.00	0.00	0.00	0.00	N/A	0.00%	0.00%	N/A

T-730A BRACY Southern Operations & Maintenance Facilities Improvements Trenton Morrisville Salt Operations													
Payments Summary					Workforce Hours Summary 6.85%					Ethnicity Participation Summary			
Total <input type="checkbox"/> Contracts <input type="checkbox"/> Value	Total Prime <input type="checkbox"/> P / T / D	Total IBE <input type="checkbox"/> P / T / D	Total IBE %	Payments Score (Total IBE Payments)	Total Number of Workers	Total Hours Worked	Caucasian Hours	Total Minority Hours	Total Women Hours	Workforce Score (Total Hours Worked)	Caucasian %	Minority %	Ethnicity Score (Total Participation)
\$3,275,000.00	\$3,234,621.97	\$-	0.00%	F	57	5,831.08	5,471.58	359.50	40.00	D	93.83%	6.17%	D

# Delaware River Joint Toll Bridge Commission

## Month of May 2021

### Active Construction Projects - Summary's & Scores (IBE Payments, Workforce Hours & Ethnicity Participation)

Date: From 07/01/2014 To 05/31/2021

IBE Payments Legend	
Score Rankings	IBE Commitment Participation
A+	45% & above
A	35% to 44.9%
B+	30% to 34.9%
B	25% to 29.9%
C+	20% to 24.9%
C	15% to 19.9%
D+	10% to 14.9%
D	5% to 9.9%
F	4.9% & below

Total of all Primes Contract Values \$490,168,786.05

Total Payments to all Primes \$394,486,324.77

Total Payments to all IBEs \$69,332,755.67

IBE Target 25.00%

IBE Actual 17.58%

Workforce Utilization Legend		
Score Rankings	Workforce Commitment Participation	Ethnicity & Gender Participation
A+	30% & above	25% & above
A	25% to 29.9%	15% to 24.9%
B+	20% to 24.9%	over 15%
B	15% to 19.9%	10% to 14.9%
C+	10% to 14.9%	over 10%
C	10% to 14.9%	7.5% to 9.9%
D+	5% to 9.9%	over 7.5%
D	5% to 9.9%	5% to 7.4%
F	4.9% & below	4.9% & below

TTS-723AJ FLETCHER CREAMER On Call Beam Guide Rail & Attenuator Replacement														
Payments Summary					Workforce Hours Summary 36.59%					Ethnicity Participation Summary				
Total <input type="checkbox"/> Contracts <input type="checkbox"/> Value	Total Prime <input type="checkbox"/> P / T / D	Total IBE <input type="checkbox"/> P / T / D	Total IBE %	Payments Score (Total IBE Payments)	Total Number of Workers	Total Hours Worked	Caucasian Hours	Total Minority Hours	Total Women Hours	Workforce Score (Total Hours Worked)	Caucasian %	Minority %	Women %	Ethnicity Score (Total Participation)
\$1,376,666.00	\$403,929.00	\$44,583.60	11.04%	D+	46	1,448.50	918.50	530.00	0.00	A+	63.41%	36.59%	0.00%	A+

TTS-734A MOUNT CONSTRUCTION (SBE) - JOC North Bridge Construction														
Payments Summary					Workforce Hours Summary 21.26%					Ethnicity Participation Summary				
Total <input type="checkbox"/> Contracts <input type="checkbox"/> Value	Total Prime <input type="checkbox"/> P / T / D	Total IBE <input type="checkbox"/> P / T / D	Total IBE %	Payments Score (Total IBE Payments)	Total Number of Workers	Total Hours Worked	Caucasian Hours	Total Minority Hours	Total Women Hours	Workforce Score (Total Hours Worked)	Caucasian %	Minority %	Women %	Ethnicity Score (Total Participation)
\$3,500,000.00	\$967,003.81	\$967,003.81	100.00%	A+	44	4,359.50	3,789.00	570.50	356.50	B+	86.91%	13.09%	8.18%	B

TTS-735A MOUNT CONSTRUCTION (SBE) - JOC Services for Bridge, Highway & Civil Work SOUTH REGION														
Payments Summary					Workforce Hours Summary 23.13%					Ethnicity Participation Summary				
Total <div>▢</div> Contracts <div>▢</div> Value	Total Prime <div>▢</div> P / T / D	Total IBE <div>▢</div> P / T / D	Total IBE %	Payments Score (Total IBE Payments)	Total Number of Workers	Total Hours Worked	Caucasian Hours	Total Minority Hours	Total Women Hours	Workforce Score (Total Hours Worked)	Caucasian %	Minority %	Women %	Ethnicity Score (Total Participation)
\$2,500,000.00	\$476,278.86	\$476,278.86	100.00%	A+	33	2,602.50	2,000.50	602.00	0.00	B+	76.87%	23.13%	0.00%	A

TTS-736A RCC BUILDERS & DEVELOPERS - JOC for Building and Facility Work North Region														
Payments Summary					Workforce Hours Summary 50.33%					Ethnicity Participation Summary				
Total <input type="checkbox"/> Contracts <input type="checkbox"/> Value	Total Prime <input type="checkbox"/> P / T / D	Total IBE <input type="checkbox"/> P / T / D	Total IBE %	Payments Score (Total IBE Payments)	Total Number of Workers	Total Hours Worked	Caucasian Hours	Total Minority Hours	Total Women Hours	Workforce Score (Total Hours Worked)	Caucasian %	Minority %	Women %	Ethnicity Score (Total Participation)
\$3,000,000.00	\$-	\$-	0.00%	N/A	2	306.00	152.00	154.00	0.00	A+	49.67%	50.33%	0.00%	A+

TTS-737A RCC BUILDERS & DEVELOPERS - Job Order Contracting for Building & Facility Work SOUTH REGION														
Payments Summary					Workforce Hours Summary 19.88%					Ethnicity Participation Summary				
Total <input type="checkbox"/> Contracts <input type="checkbox"/> Value	Total Prime <input type="checkbox"/> P / T / D	Total IBE <input type="checkbox"/> P / T / D	Total IBE %	Payments Score (Total IBE Payments)	Total Number of Workers	Total Hours Worked	Caucasian Hours	Total Minority Hours	Total Women Hours	Workforce Score (Total Hours Worked)	Caucasian %	Minority %	Women %	Ethnicity Score (Total Participation)
\$3,500,000.00	\$1,069,006.20	\$1,069,006.20	100.00%	A+	35	1,002.26	807.50	194.76	4.50	B	80.57%	19.43%	0.45%	A

# Delaware River Joint Toll Bridge Commission

## Month of May 2021

### Completed Construction Projects - Summary's & Scores (IBE Payments, Workforce Hours & Ethnicity Participation)

Date: From 07/01/2014 To 05/31/2021

IBE Payments Legend	
Score Rankings	IBE Commitment Participation
A+	45% & above
A	35% to 44.9%
B+	30% to 34.9%
B	25% to 29.9%
C+	20% to 24.9%
C	15% to 19.9%
D+	10% to 14.9%
D	5% to 9.9%
F	4.9% & below

Total of all Primes Contract Values \$60,999,033.36

Total Payments to all Primes \$60,230,655.57

Total Payments to all IBEs \$22,376,865.22

IBE Target 25.00%

IBE Actual 37.15%

Workforce Utilization Legend		
Score Rankings	Workforce Commitment Participation	Ethnicity & Gender Participation
A+	30% & above	25% & above
A	25% to 29.9%	15% to 24.9%
B+	20% to 24.9%	over 15%
B	15% to 19.9%	10% to 14.9%
C+	10% to 14.9%	over 10%
C	10% to 14.9%	7.5% to 9.9%
D+	5% to 9.9%	over 7.5%
D	5% to 9.9%	5% to 7.4%
F	4.9% & below	4.9% & below

COMPLETED CONSTRUCTION PROJECTS														
Payments Summary					Workforce Hours Summary 19.97%					Ethnicity Participation Summary				
Total <input type="checkbox"/> Contracts <input type="checkbox"/> Value	Total Prime <input type="checkbox"/> P / T / D	Total IBE <input type="checkbox"/> P / T / D	Total IBE %	Payments Score (Total IBE Payments)	Total Number of Workers	Total Hours Worked	Caucasian Hours	Total Minority Hours	Total Women Hours	Workforce Score (Total Hours Worked)	Caucasian %	Minority %	Women %	Ethnicity Score (Total Participation)
\$60,999,033.36	\$60,230,655.57	\$22,376,865.22	37.15%	A	864	120,229.36	98,497.31	21,732.05	2,275.25	B	81.92%	18.08%	1.89%	A

T-508A BRACY - I-78 Maintenance Garage Expansion at I-78 PA Welcome Center / Maintenance Facility														
Payments Summary					Workforce Hours Summary 7.39%					Ethnicity Participation Summary				
Total <input type="checkbox"/> Contracts <input type="checkbox"/> Value	Total Prime <input type="checkbox"/> P / T / D	Total IBE <input type="checkbox"/> P / T / D	Total IBE %	Payments Score (Total IBE Payments)	Total Number of Workers	Total Hours Worked	Caucasian Hours	Total Minority Hours	Total Women Hours	Workforce Score (Total Hours Worked)	Caucasian %	Minority %	Women %	Ethnicity Score (Total Participation)
\$9,845,177.03	\$9,845,176.91	\$1,589,381.54	16.14%	C	244	31,516.58	30,048.08	1,468.50	861.25	D	95.34%	4.66%	2.73%	F

T-514A WEST SIDE - DIII Toll Bridges Facilities Emergency Standby Generators Improvements														
Payments Summary					Workforce Hours Summary 0.00%					Ethnicity Participation Summary				
Total <input type="checkbox"/> Contracts <input type="checkbox"/> Value	Total Prime <input type="checkbox"/> P / T / D	Total IBE <input type="checkbox"/> P / T / D	Total IBE %	Payments Score (Total IBE Payments)	Total Number of Workers	Total Hours Worked	Caucasian Hours	Total Minority Hours	Total Women Hours	Workforce Score (Total Hours Worked)	Caucasian %	Minority %	Women %	Ethnicity Score (Total Participation)
\$644,686.07	\$644,686.00	\$197,339.99	30.61%	B+	0	0.00	0.00	0.00	0.00	N/A	0.00%	0.00%	0.00%	N/A

T-566A INTERCOUNTY PAVING - PORTLAND COLUMBIA TOLL BRIDGE APPROACH ROADWAY IMPROVEMENTS														
Payments Summary					Workforce Hours Summary 0.00%					Ethnicity Participation Summary				
Total <input type="checkbox"/> Contracts <input type="checkbox"/> Value	Total Prime <input type="checkbox"/> P / T / D	Total IBE <input type="checkbox"/> P / T / D	Total IBE %	Payments Score (Total IBE Payments)	Total Number of Workers	Total Hours Worked	Caucasian Hours	Total Minority Hours	Total Women Hours	Workforce Score (Total Hours Worked)	Caucasian %	Minority %	Women %	Ethnicity Score (Total Participation)
\$6,317,000.00	\$6,193,334.28	\$1,877,906.86	30.32%	B+	0	0.00	0.00	0.00	0.00	N/A	0.00%	0.00%	0.00%	N/A

T-611A MAGNUM (IBE) NH-L Toll Bridge Salt Storage Facility														
Payments Summary					Workforce Hours Summary 2.16%					Ethnicity Participation Summary				
Total <input type="checkbox"/> Contracts <input type="checkbox"/> Value	Total Prime <input type="checkbox"/> P / T / D	Total IBE <input type="checkbox"/> P / T / D	Total IBE %	Payments Score (Total IBE Payments)	Total Number of Workers	Total Hours Worked	Caucasian Hours	Total Minority Hours	Total Women Hours	Workforce Score (Total Hours Worked)	Caucasian %	Minority %	Women %	Ethnicity Score (Total Participation)
\$1,439,584.00	\$1,348,934.71	\$1,348,934.71	100.00%	A+	65	5,925.50	5,805.50	120.00	8.00	F	97.97%	2.03%	0.14%	F

T-641A MERCO - Easton / Phillipsburg Ramp C Stabilization														
Payments Summary					Workforce Hours Summary 0.00%					Ethnicity Participation Summary				
Total <input type="checkbox"/> Contracts <input type="checkbox"/> Value	Total Prime <input type="checkbox"/> P / T / D	Total IBE <input type="checkbox"/> P / T / D	Total IBE %	Payments Score (Total IBE Payments)	Total Number of Workers	Total Hours Worked	Caucasian Hours	Total Minority Hours	Total Women Hours	Workforce Score (Total Hours Worked)	Caucasian %	Minority %	Women %	Ethnicity Score (Total Participation)
\$998,300.00	\$998,300.00	\$998,300.00	100.00%	A+	0	0.00	0.00	0.00	0.00	N/A	0.00%	0.00%	0.00%	N/A

T-644A J.D. ECKMAN - Easton Phillipsburg TB Facility Administration Bldg.														
Payments Summary					Workforce Hours Summary 28.50%					Ethnicity Participation Summary				
Total <input type="checkbox"/> Contracts <input type="checkbox"/> Value	Total Prime <input type="checkbox"/> P / T / D	Total IBE <input type="checkbox"/> P / T / D	Total IBE %	Payments Score (Total IBE Payments)	Total Number of Workers	Total Hours Worked	Caucasian Hours	Total Minority Hours	Total Women Hours	Workforce Score (Total Hours Worked)	Caucasian %	Minority %	Women %	Ethnicity Score (Total Participation)
\$11,117,003.61	\$11,038,703.72	\$3,066,725.97	27.78%	B	320	47,800.75	35,278.00	12,522.75	1,098.75	A	73.80%	26.20%	2.30%	A+

T-645A MJF Building & Facilities Energy Conservation														
Payments Summary					Workforce Hours Summary 23.54%					Ethnicity Participation Summary				
Total <div>□</div> Contracts <div>□</div> Value	Total Prime <div>□</div> P / T / D	Total IBE <div>□</div> P / T / D	Total IBE %	Payments Score (Total IBE Payments)	Total Number of Workers	Total Hours Worked	Caucasian Hours	Total Minority Hours	Total Women Hours	Workforce Score (Total Hours Worked)	Caucasian %	Minority %	Women %	Ethnicity Score (Total Participation)
\$5,376,806.87	\$5,376,806.87	\$5,376,806.87	100.00%	A+	46	9,735.28	7,509.23	2,226.05	65.75	B+	77.13%	22.87%	0.68%	A



# Delaware River Joint Toll Bridge Commission

## Month of May 2021

### Completed Construction Projects - Summary's & Scores (IBE Payments, Workforce Hours & Ethnicity Participation)

Date: From 07/01/2014 To 05/31/2021

IBE Payments Legend	
Score Rankings	IBE Commitment Participation
A+	45% & above
A	35% to 44.9%
B+	30% to 34.9%
B	25% to 29.9%
C+	20% to 24.9%
C	15% to 19.9%
D+	10% to 14.9%
D	5% to 9.9%
F	4.9% & below

Total of all Primes Contract Values \$60,999,033.36

Total Payments to all Primes \$60,230,655.57

Total Payments to all IBEs \$22,376,865.22





IBE Target 25.00%





IBE Actual 37.15%





Workforce Utilization Legend		
Score Rankings	Workforce Commitment Participation	Ethnicity & Gender Participation
A+	30% & above	25% & above
A	25% to 29.9%	15% to 24.9%
B+	20% to 24.9%	over 15%
B	15% to 19.9%	10% to 14.9%
C+	10% to 14.9%	over 10%
C	10% to 14.9%	7.5% to 9.9%
D+	5% to 9.9%	over 7.5%
D	5% to 9.9%	5% to 7.4%
F	4.9% & below	4.9% & below





T-645A MJF Building & Facilities Energy Conservation														
Payments Summary					Workforce Hours Summary 23.54%					Ethnicity Participation Summary				
Total Contracts Value	Total Prime P / T / D	Total IBE P / T / D	Total IBE %	Payments Score (Total IBE Payments)	Total Number of Workers	Total Hours Worked	Caucasian Hours	Total Minority Hours	Total Women Hours	Workforce Score (Total Hours Worked)	Caucasian %	Minority %	Women %	Ethnicity Score (Total Participation)
\$5,376,806.87	\$5,376,806.87	\$5,376,806.87	100.00%	A+	46	9,735.28	7,509.23	2,226.05	65.75	B+	77.13%	22.87%	0.68%	A





T-645B SCHNEIDER ELECTRIC Building & Facilities Energy Conservation Measures - Mechanical/Controls														
Payments Summary					Workforce Hours Summary 0.00%					Ethnicity Participation Summary				
Total Contracts Value	Total Prime P / T / D	Total IBE P / T / D	Total IBE %	Payments Score (Total IBE Payments)	Total Number of Workers	Total Hours Worked	Caucasian Hours	Total Minority Hours	Total Women Hours	Workforce Score (Total Hours Worked)	Caucasian %	Minority %	Women %	Ethnicity Score (Total Participation)
\$1,247,159.50	\$1,247,159.50	\$129,525.50	10.39%	D+	7	1,625.50	1,625.50	0.00	0.00	F	100.00%	0.00%	0.00%	F

T-661A TRC - SFB Replacement Project Subsurface Boring & Sampling														
Payments Summary					Workforce Hours Summary 0.00%					Ethnicity Participation Summary				
Total  Contracts  Value	Total Prime  P / T / D	Total IBE  P / T / D	Total IBE %	Payments Score (Total IBE Payments)	Total Number of Workers	Total Hours Worked	Caucasian Hours	Total Minority Hours	Total Women Hours	Workforce Score (Total Hours Worked)	Caucasian %	Minority %	Women %	Ethnicity Score (Total Participation)
\$1,438,942.00	\$1,438,941.98	\$234,466.30	16.29%	C	0	0.00	0.00	0.00	0.00	N/A	0.00%	0.00%	0.00%	N/A

T-666A PKF - SFB Replacement Project Construction for PA Noise Walls														
Payments Summary					Workforce Hours Summary 14.94%					Ethnicity Participation Summary				
Total  Contracts  Value	Total Prime  P / T / D	Total IBE  P / T / D	Total IBE %	Payments Score (Total IBE Payments)	Total Number of Workers	Total Hours Worked	Caucasian Hours	Total Minority Hours	Total Women Hours	Workforce Score (Total Hours Worked)	Caucasian %	Minority %	Women %	Ethnicity Score (Total Participation)
\$11,394,750.00	\$11,219,737.01	\$3,338,786.23	29.76%	B	42	5,738.00	5,122.00	616.00	241.50	C	89.26%	10.74%	4.21%	B

T-667A AP CONSTRUCTION - SFB Replacement Project Tree Clearing														
Payments Summary					Workforce Hours Summary 0.00%					Ethnicity Participation Summary				
Total  Contracts  Value	Total Prime  P / T / D	Total IBE  P / T / D	Total IBE %	Payments Score (Total IBE Payments)	Total Number of Workers	Total Hours Worked	Caucasian Hours	Total Minority Hours	Total Women Hours	Workforce Score (Total Hours Worked)	Caucasian %	Minority %	Women %	Ethnicity Score (Total Participation)
\$1,814,999.39	\$1,721,688.26	\$454,825.01	26.42%	B	0	0.00	0.00	0.00	0.00	N/A	0.00%	0.00%	0.00%	N/A

T-705A SPARWICK - I-78 Toll Plaza Bumper Block Replacement														
Payments Summary					Workforce Hours Summary 0.00%					Ethnicity Participation Summary				
Total  Contracts  Value	Total Prime  P / T / D	Total IBE  P / T / D	Total IBE %	Payments Score (Total IBE Payments)	Total Number of Workers	Total Hours Worked	Caucasian Hours	Total Minority Hours	Total Women Hours	Workforce Score (Total Hours Worked)	Caucasian %	Minority %	Women %	Ethnicity Score (Total Participation)
\$160,006.00	\$160,006.00	\$160,006.00	100.00%	A+	0	0.00	0.00	0.00	0.00	N/A	0.00%	0.00%	0.00%	N/A

T-708A Allied Painting New Hope-Lambertville Toll Bridge Floor System Rehabilitation -Facility Administration Building														
Payments Summary					Workforce Hours Summary 64.86%					Ethnicity Participation Summary				
Total  Contracts  Value	Total Prime  P / T / D	Total IBE  P / T / D	Total IBE %	Payments Score (Total IBE Payments)	Total Number of Workers	Total Hours Worked	Caucasian Hours	Total Minority Hours	Total Women Hours	Workforce Score (Total Hours Worked)	Caucasian %	Minority %	Women %	Ethnicity Score (Total Participation)
\$1,694,000.00	\$1,546,100.00	\$170,944.28	11.06%	D+	26	5,244.00	1,842.50	3,401.50	0.00	A+	35.14%	64.86%	0.00%	A+

T-711AR BRACY - Easton Phillipsburg Toll Bridge Salt Storage Building														
Payments Summary					Workforce Hours Summary 15.61%					Ethnicity Participation Summary				
Total <div>□</div> Contracts <div>□</div> Value	Total Prime <div>□</div> P / T / D	Total IBE <div>□</div> P / T / D	Total IBE %	Payments Score <div>(Total IBE Payments)</div>	Total Number of Workers	Total Hours Worked	Caucasian Hours	Total Minority Hours	Total Women Hours	Workforce Score <div>(Total Hours Worked)</div>	Caucasian %	Minority %	Women %	Ethnicity Score <div>(Total Participation)</div>
\$1,711,600.00	\$1,666,931.06	\$18,727.94	1.12%	F	77	5,669.75	4,784.50	885.25	0.00	B	84.39%	15.61%	0.00%	A

# Delaware River Joint Toll Bridge Commission

## Month of May 2021

### Completed Construction Projects - Summary's & Scores (IBE Payments, Workforce Hours & Ethnicity Participation)

Date: From 07/01/2014 To 05/31/2021

IBE Payments Legend	
Score Rankings	IBE Commitment Participation
A+	45% & above
A	35% to 44.9%
B+	30% to 34.9%
B	25% to 29.9%
C+	20% to 24.9%
C	15% to 19.9%
D+	10% to 14.9%
D	5% to 9.9%
F	4.9% & below

Total of all Primes Contract Values \$60,999,033.36

Total Payments to all Primes \$60,230,655.57

Total Payments to all IBEs \$22,376,865.22

IBE Target 25.00%

IBE Actual 37.15%

Workforce Utilization Legend		
Score Rankings	Workforce Commitment Participation	Ethnicity & Gender Participation
A+	30% & above	25% & above
A	25% to 29.9%	15% to 24.9%
B+	20% to 24.9%	over 15%
B	15% to 19.9%	10% to 14.9%
C+	10% to 14.9%	over 10%
C	10% to 14.9%	7.5% to 9.9%
D+	5% to 9.9%	over 7.5%
D	5% to 9.9%	5% to 7.4%
F	4.9% & below	4.9% & below

T-717A BRACY Milford-Montague Toll Bridge Salt Storage Building														
Payments Summary					Workforce Hours Summary 7.70%					Ethnicity Participation Summary				
Total <input type="checkbox"/> Contracts <input type="checkbox"/> Value	Total Prime <input type="checkbox"/> P / T / D	Total IBE <input type="checkbox"/> P / T / D	Total IBE %	Payments Score (Total IBE Payments)	Total Number of Workers	Total Hours Worked	Caucasian Hours	Total Minority Hours	Total Women Hours	Workforce Score (Total Hours Worked)	Caucasian %	Minority %	Women %	Ethnicity Score (Total Participation)
\$1,244,000.00	\$1,232,810.45	\$70,588.96	5.73%	D	43	3,227.00	2,978.50	248.50	0.00	D	92.30%	7.70%	0.00%	C

TS-639B MOUNT CONSTRUCTION - Lower Trenton TSB Approach Roadways Improvements														
Payments Summary					Workforce Hours Summary 0.00%					Ethnicity Participation Summary				
Total <div>□</div> Contracts <div>□</div> Value	Total Prime <div>□</div> P / T / D	Total IBE <div>□</div> P / T / D	Total IBE %	Payments Score (Total IBE Payments)	Total Number of Workers	Total Hours Worked	Caucasian Hours	Total Minority Hours	Total Women Hours	Workforce Score (Total Hours Worked)	Caucasian %	Minority %	Women %	Ethnicity Score (Total Participation)
\$2,090,794.02	\$2,090,794.00	\$2,090,794.00	100.00%	A+	0	0.00	0.00	0.00	0.00	N/A	0.00%	0.00%	0.00%	N/A

TS-650A ROAD-CON - RIVERTON BELVIDERE TSB														
Payments Summary					Workforce Hours Summary 0.00%						Ethnicity Participation Summary			
Total <input type="checkbox"/> Contracts <input type="checkbox"/> Value	Total Prime <input type="checkbox"/> P / T / D	Total IBE <input type="checkbox"/> P / T / D	Total IBE %	Payments Score (Total IBE Payments)	Total Number of Workers	Total Hours Worked	Caucasian Hours	Total Minority Hours	Total Women Hours	Workforce Score (Total Hours Worked)	Caucasian %	Minority %	Women %	Ethnicity Score (Total Participation)
\$652,738.50	\$652,738.50	\$28,347.48	4.34%	F	0	0.00	0.00	0.00	0.00	N/A	0.00%	0.00%	0.00%	N/A

TS-677A SPARWICK - SF TSB Interim Deck Repairs on I-95														
Payments Summary					Workforce Hours Summary 13.62%					Ethnicity Participation Summary				
Total <input type="checkbox"/> Contracts <input type="checkbox"/> Value	Total Prime <input type="checkbox"/> P / T / D	Total IBE <input type="checkbox"/> P / T / D	Total IBE %	Payments Score (Total IBE Payments)	Total Number of Workers	Total Hours Worked	Caucasian Hours	Total Minority Hours	Total Women Hours	Workforce Score (Total Hours Worked)	Caucasian %	Minority %	Women %	Ethnicity Score (Total Participation)
\$1,003,336.00	\$999,656.00	\$999,656.00	100.00%	A+	8	580.00	501.00	79.00	0.00	C	86.38%	13.62%	0.00%	B

TS-687A CARR & DUFF - Lower Trenton Toll Supported Bridge Replacement of Sign Lighting Elements														
Payments Summary					Workforce Hours Summary 1.50%					Ethnicity Participation Summary				
Total <input type="checkbox"/> Contracts <input type="checkbox"/> Value	Total Prime <input type="checkbox"/> P / T / D	Total IBE <input type="checkbox"/> P / T / D	Total IBE %	Payments Score (Total IBE Payments)	Total Number of Workers	Total Hours Worked	Caucasian Hours	Total Minority Hours	Total Women Hours	Workforce Score (Total Hours Worked)	Caucasian %	Minority %	Women %	Ethnicity Score (Total Participation)
\$647,000.00	\$647,000.00	\$163,632.58	25.29%	B	14	2,734.00	2,693.00	41.00	0.00	F	98.50%	1.50%	0.00%	F

TS-699A CARR & DUFF LOWER TRENTON TSB APPROACH TRAFFIC SIGNAL EQUIPMENT UPGRADES														
Payments Summary					Workforce Hours Summary 28.52%					Ethnicity Participation Summary				
Total <input type="checkbox"/> Contracts <input type="checkbox"/> Value	Total Prime <input type="checkbox"/> P / T / D	Total IBE <input type="checkbox"/> P / T / D	Total IBE %	Payments Score (Total IBE Payments)	Total Number of Workers	Total Hours Worked	Caucasian Hours	Total Minority Hours	Total Women Hours	Workforce Score (Total Hours Worked)	Caucasian %	Minority %	Women %	Ethnicity Score (Total Participation)
\$161,150.37	\$161,150.32	\$61,169.00	37.96%	A	11	433.00	309.50	123.50	0.00	A	71.48%	28.52%	0.00%	A+



**Delaware River Joint Toll Bridge  
Commission Month of May 2021**

**MINORITY, WOMEN AND SMALL BUSINESS ENTERPRISE PROGRAM**

The Delaware River Joint Toll Bridge Commission implemented a one-year Minority Business Enterprise (MBE) pilot program, with a 7% participation goal, and the Women Business Enterprise (WBE) pilot program with a 3% goal. These goals applied to consultants and contractors' participating in the Commission's Capital Program and were effective on September 1, 2008.

At its December 2008 Commission Meeting, the Commission revised the pilot program to specify a 25% Small Business Enterprise (SBE) goal to New Jersey assigned consultant contracts in lieu of the previously specified 7% MBE and 3% WBE goals.

At its December 2010 Commission Meeting, due to the success of the Commission's MWSBE Pilot Program, the Delaware River Joint Toll Bridge Commission adopted a resolution for permanent status of the Minority Business Enterprise (MBE) program, with a 7% participation goal, and the Women Business Enterprise (WBE) program with a 3% goal, and the Small Business Enterprise (SBE) program with a 25% goal. These goals apply to consultants and contractors' participating in the Commission's Capital Program.

The Contract Compliance Department continues to monitor, update and analyze the payments for the MWSBE diversity program.

a) PA Assigned Professional Services Contracts:	7% MBE and 3% WBE
b) No State Assigned Professional Services Contracts:	7% MBE and 3% WBE
c) Capital Plan Construction Contracts:	7% MBE and 3% WBE
d) NJ Assigned Professional Services Contracts:	25% SBE

Numerous diversified businesses have benefited and continue to benefit from the Commission's previous M/W/SBE Program. The number of Contracts awarded during the MWSBE Program are as follows:

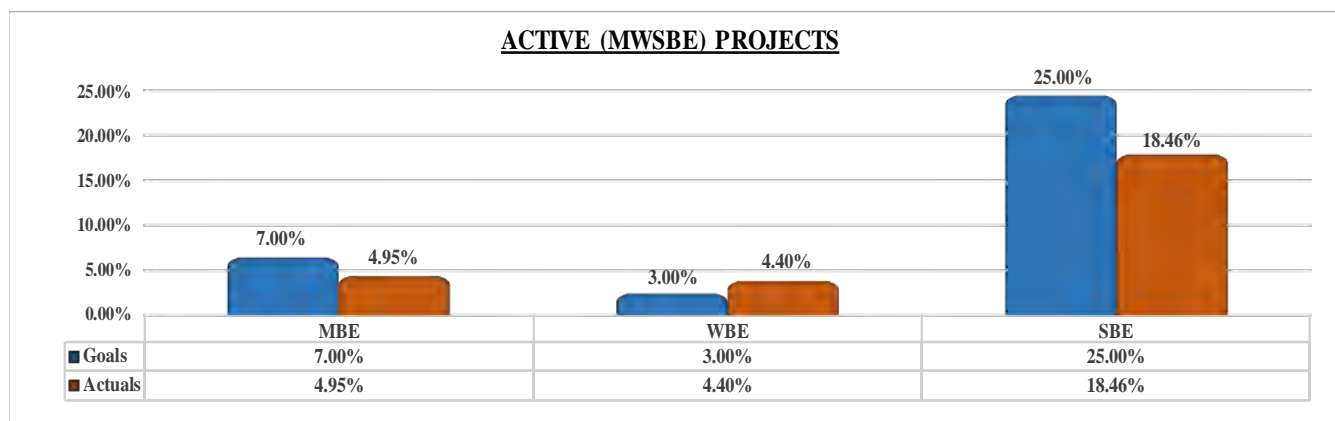
➤ Active Projects:	5
➤ Completed Projects:	72
➤ Total Capital Program Projects:	77
➤ Total Number of Contractors:	180

As of July 1, 2014 projects fall into the status now commonly referred to as IBE (Identified Business Enterprise) with a projected target to be or to exceed 25% of the total project award amount.

**Delaware River Joint Toll Bridge Commission**  
**Meeting of May 2021**

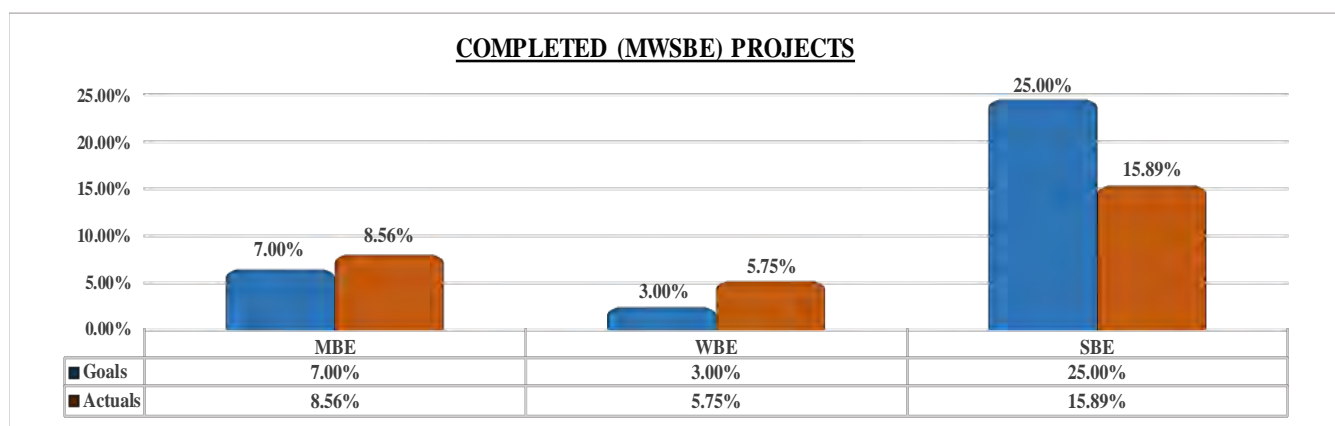
**Minority, Women and Small Business Enterprise Payment Reporting**

**ACTIVE and COMPLETED (MWSBE) PROJECTS PAYMENTS**



M/WBE Actual Summary Totals \$26,678,603.35	MBE		WBE		SBE Actual Summary Totals \$1,253,074.27	SBE	
	ACTUAL	PAYMENTS	ACTUAL	PAYMENTS		ACTUAL	PAYMENTS
	4.95%	\$1,319,428.97	4.40%	\$1,173,375.19		18.46%	\$231,333.17

PROJECT NO.	CONTRACTOR / CONSULTANT	PROJECT VALUE	TOTAL PAYMENTS TO DATE	MBE GOAL 7%	MBE PAYMENTS	WBE GOAL 3%	WBE PAYMENTS	SBE GOAL 25%	SBE PAYMENTS
C-502A	AECOM Transp.	\$ 30,397,000.00	\$ 26,395,486.30	4.34%	\$ 1,319,428.97	3.84%	\$ 1,168,375.19		\$ -
C-629A	Hill International	\$ 300,000.00	\$ 147,560.34		\$ -		\$ -	13.66%	\$ 40,993.70
C-556A	Pennoni Associates	\$ 389,614.63	\$ 323,615.98		\$ -		\$ -	25.21%	\$ 98,228.18
C-628B	Louis Berger Group	\$ 1,000,000.00	\$ 781,897.95		\$ -		\$ -	9.21%	\$ 92,111.29
C-599A	McCormick & Taylor	\$ 1,000,000.00	\$ 283,117.05		\$ -	0.50%	\$ 5,000.00		\$ -



M/WBE Actual Summary Totals \$139,098,476.93	MBE		WBE		SBE Actual Summary Totals \$20,593,480.45	SBE	
	ACTUAL	PAYMENTS	ACTUAL	PAYMENTS		ACTUAL	PAYMENTS
	8.56%	\$11,903,166.05	5.75%	\$8,003,051.95		15.89%	\$3,271,639.83

The details relative to the Completed Projects data above are available on page 15.

# Delaware River Joint Toll Bridge Commission

## Meeting of May 2021

### Minority, Women and Small Business Enterprise Payment Reporting Completed Contracts

\*Categories highlighted below indicates the Prime has either met or exceeded the target.

PROJECT NO.	CONTRACTOR / CONSULTANT	CONTRACT VALUE	MBE GOAL 7.0 %	MBE PAYMENTS	WBE GOAL 3.0 %	WBE PAYMENTS	SBE GOAL 25.0 %	SBE PAYMENTS
DB-427B	A.P. Construction	\$ 4,356,866.00	10.00%	\$ 435,686.60	7.30%	\$ 318,051.22		
TTS-573A	A.P. Construction	\$ 7,823,588.00	7.69%	\$ 601,633.92	4.92%	\$ 384,920.53		
T-440BR	A.P. Construction	\$ 4,608,295.33	11.70%	\$ 539,170.55	7.33%	\$ 337,788.05		
TTS-476A-2	A.P. Construction	\$ 3,511,153.06	7.20%	\$ 252,803.02	5.50%	\$ 193,113.42		
T-472A	Allied Painting	\$ 15,595,983.76	9.70%	\$ 1,512,810.42	15.00%	\$ 2,339,397.56		
C-443A	Ammann & Whitney	\$ 770,909.81	10.00%	\$ 77,090.98	14.00%	\$ 107,927.37		
C-445A	Ammann & Whitney	\$ 920,304.08	7.20%	\$ 66,261.89	3.20%	\$ 29,449.73		
C-629B	Michael Baker	\$ 500,000.00					2.79%	\$ 13,937.96
T-474A	Bracy Contracting	\$ 2,660,000.00	6.05%	\$ 160,930.00	2.87%	\$ 76,342.00		
C-474A	Brinjac	\$ 287,603.87	8.00%	\$ 23,008.31	9.00%	\$ 25,884.35		
C-627A	Buchart Horn	\$ 132,374.35						
C-598A	Burns Group	\$ 408,272.00					8.00%	\$ 32,661.76
C-454A	Carroll Engineers	\$ 500,000.00	18.10%	\$ 90,500.00	5.90%	\$ 29,500.00		
C-543A	Cherry Weber	\$ 612,233.00					28.30%	\$ 173,261.94
C-639A	Cherry Weber	\$ 401,455.40	18.10%	\$ 72,663.43	5.90%	\$ 23,685.87		
T-498A	Cornell & Co.	\$ 1,999,015.22	9.30%	\$ 185,908.42	6.30%	\$ 125,937.96		
T-554A	Dayspring Electric	\$ 232,117.66						
C-628A	Dewberry	\$ 474,625.86	9.69%	\$ 46,014.78	13.27%	\$ 62,999.77	9.12%	\$ 43,294.17
C-454B	French & Parello	\$ 500,000.00					17.00%	\$ 85,000.00
C-627B	French & Parello	\$ 276,851.59					5.70%	\$ 28,487.21
C-453A	Gannett Fleming	\$ 1,000,000.00	5.33%	\$ 53,300.00	0.87%	\$ 8,700.00		\$ -
C-598B	Gannett Fleming	\$ 367,353.90					8.95%	\$ 32,878.17
C-566A	Greenman Pedersen	\$ 350,675.02	9.54%	\$ 33,464.64	0.83%	\$ 2,924.37		\$ -
C-599B	Greenman Pedersen	\$ 1,000,000.00					4.00%	\$ 40,000.00
CM-437A	Greenman Pedersen	\$ 2,559,020.59					19.50%	\$ 499,009.02
CM-440B	Greenman Pedersen	\$ 753,336.71					17.64%	\$ 132,888.60
T-441A	H & G Contractors	\$ 1,586,698.00	6.60%	\$ 104,722.07	1.57%	\$ 24,911.16		
C-530A	Hill International	\$ 400,000.00	2.50%	\$ 10,000.00				
CM-427B	Hill International	\$ 629,749.00					13.60%	\$ 85,645.86
CM-447B	Hill International	\$ 973,401.52	4.10%	\$ 39,909.46	2.10%	\$ 20,441.43		
CM-442A	Hill International	\$ 319,826.73					25.14%	\$ 80,404.44
CM-573A	Hill International	\$ 1,038,384.48	6.20%	\$ 64,379.84	5.80%	\$ 60,226.30		
T-506A	HRI	\$ 13,727,411.69	7.17%	\$ 984,255.42	2.91%	\$ 399,467.68		
TS-505A	IEW	\$ 661,352.00	55.00%	\$ 363,743.60	8.93%	\$ 59,058.73		
DB-563A	J. Fletcher Creamer	\$ 1,283,717.00	15.00%	\$ 192,557.55	4.00%	\$ 51,348.68		
TTS-634AR	J. Fletcher Creamer	\$ 896,808.00	8.35%	\$ 74,885.53	0.42%	\$ 3,755.75		
T-437A	J.D. Eckman	\$ 24,412,321.90	7.48%	\$ 1,826,041.68	3.04%	\$ 742,134.59		
C-549AR	Jacobs Engineering	\$ 445,549.98	8.02%	\$ 35,745.16	3.11%	\$ 13,866.11		
TS-442A	James A. Anderson	\$ 2,149,268.62	6.30%	\$ 135,403.92	1.30%	\$ 27,940.49		
TS-443A	James A. Anderson	\$ 2,461,975.00			6.10%	\$ 150,180.48		
T-543A	James D. Morrissey	\$ 6,683,640.40	4.80%	\$ 320,814.74	8.64%	\$ 577,466.53		
CM-444A	JMT	\$ 905,196.00	9.50%	\$ 85,993.62	2.80%	\$ 25,345.49		
CM-506A	JMT	\$ 1,459,000.00	7.65%	\$ 111,613.50	2.40%	\$ 35,016.00		
CM-543A	JMT	\$ 752,729.58					30.60%	\$ 230,335.25
C-506A	K.S. Engineers	\$ 1,156,622.33	63.38%	\$ 733,067.23	13.44%	\$ 155,450.04		
TTS-476A-1	Kyle Conti	\$ 4,128,641.00	0.09%	\$ 3,715.78	9.00%	\$ 371,577.69		
DB-562A	M.L. Ruberton	\$ 344,492.68	8.30%	\$ 28,592.89	3.80%	\$ 13,090.72		
T-475A	Miniscalco	\$ 68,229.51	2.25%	\$ 1,535.16	1.20%	\$ 818.75		
TS-445A	Neshaminy Contractors	\$ 6,285,926.10	16.90%	\$ 1,062,321.51	2.70%	\$ 169,720.00		
TS-447B	Neshaminy Contractors	\$ 8,955,586.24	8.60%	\$ 770,180.42	2.58%	\$ 231,054.12		
C-437B	Parsons Brinkerhoff	\$ 2,254,674.00					22.54%	\$ 508,203.52
C-437A	Pennoni Associates	\$ 764,181.39					24.00%	\$ 183,403.53
C-455B	Remington & Vernick	\$ 400,000.00					2.49%	\$ 9,960.00
TS-444A	Road-Con	\$ 7,814,850.68	4.87%	\$ 380,583.23	0.31%	\$ 24,226.04		
T-639A	Road-Con	\$ 3,324,313.00			13.90%	\$ 462,079.51		
C-621A	Rummel, Klepper & Kahl	\$ 487,881.64	9.01%	\$ 43,941.24	3.16%	\$ 15,427.54		
T-624A	Sparwick	\$ 874,601.00	7.60%	\$ 66,469.68	0.75%	\$ 6,559.51		
C-440B	Stantec	\$ 728,011.79	4.75%	\$ 34,580.56	2.80%	\$ 20,384.33		
C-440A	Stantec	\$ 405,011.03	4.80%	\$ 19,440.53	6.60%	\$ 26,730.73		
C-600A	STV	\$ 800,000.00					12.60%	\$ 100,800.00
CM-472A	STV	\$ 1,728,385.40					23.80%	\$ 411,355.73
CM-474A	STV	\$ 291,172.17						
C-538A	STV	\$ 500,000.00	1.25%	\$ 6,250.00	31.20%	\$ 156,000.00		
CM-443A	STV	\$ 204,152.63	16.75%	\$ 34,195.57	11.00%	\$ 22,456.79		
CM-445A	STV	\$ 682,064.44					26.00%	\$ 177,336.75
CM-498A	STV	\$ 571,665.66	12.00%	\$ 68,599.88	2.40%	\$ 13,719.98		
C-453B	T & M Associates	\$ 1,000,000.00					18.90%	\$ 189,000.00
C-07-11	Transsystems	\$ 747,493.55					21.05%	\$ 157,347.39
C-447B	Transsystems	\$ 666,016.64	8.00%	\$ 53,281.33	2.00%	\$ 13,320.33		
CM-476A	Trumbull	\$ 699,250.00	13.60%	\$ 95,098.00	6.10%	\$ 42,654.25		
C-505A	Urban Engineers	\$ 154,598.70					36.50%	\$ 56,428.53
C-539A	URS Corporation	\$ 265,070.69						

# **DELAWARE RIVER JOINT TOLL BRIDGE COMMISSION**

**Meeting of June 28, 2021**

## **COMMUNICATIONS**

The following Pages reflect the reports on those items assigned to the Communications Department. Each item is reported separately and page numbered accordingly.

**DELAWARE RIVER JOINT TOLL BRIDGE COMMISSION**  
**Meeting of June 28, 2021**

**OPERATIONS INDEX**  
**FOR**  
**COMMUNICATIONS**

<b>SUBJECT</b>	<b>DESCRIPTION</b>	<b>PAGE NUMBER</b>
Communications	Status Report Month of May 2021	1-3

# DELAWARE RIVER JOINT TOLL BRIDGE COMMISSION

Meeting of June 28, 2021

## COMMUNICATIONS REPORT

May 2021

- **COMMISSION AWARENESS EFFORTS:**

**Scudder Falls Bridge Replacement Project** – A major undertaking was to promote awareness of upcoming New Jersey-bound lane closures that will be needed for the process of delivering and conveying concrete onto the road deck of the bridge's downstream parallel span. The outreach involved press releases, social media posts, website alerts, sharing with DOTs, and media interviews. Outreach will continue into June. There have been multiple news postings, but many work dates have had to be cancelled due to unfavorable weather conditions. Updated the project website active detour maps as warranted. Crafted and issued various "severe traffic warnings" for single-lane travel during peak morning commuting periods.

**2020 Annual Report** – Continued preparations for the next annual report. To this point, the work involves researching and drafting articles. The culling of photographs and graphics also continued to progress. Obviously, COVID-19 will be a key element of the report. Updated the edition's outline.

**Emergency I-78 Toll Bridge Eastbound Lane Closure** – Posted travel alerts and drafted/distributed press releases regarding the closure of one of three eastbound travel lanes on I-78 between the Morgan Hill Road interchange (Exit 75) and the I-78 Toll Bridge's New Jersey abutment. The lane closure was necessitated by a broken expansion joint on the bridge. The damaged joint was repaired in time for the Memorial Day holiday weekend and the lane closure was lifted.

- **MEDIA RELATIONS:**

**Hot Topics:** I-78 back to three lanes before Memorial Day; expect morning commute delays at Scudder Falls Bridge; gridlock alert for Scudder Falls; resident fear impact as Trenton-Mercer Airport eyes expansion; Commission employee Julio Guridy leads four-way race for Allentown mayor; Lehigh Valley district judge primary elections (Commissioner Amy Zanelli running); I-78 eastbound right lane closed indefinitely; Pennsylvania House of Representatives approves bill to "clear up inconsistencies in laws governing the Delaware River Joint Toll Bridge Commission;" work to begin at Delaware Water Gap toll plaza; state police chase of pickup truck extends across Delaware Water Gap Toll Bridge and involves shooting of vehicle; Memorial Day weekend ceremonies at Riegelsville and Easton-Phillipsburg bridges; biennial bridge inspections to begin in May; Memorial Day remembrances.

- **WEBSITE:** Post alert, scroll, and pop-up message for Delaware Water Gap Bridge toll plaza lane closures; corrected links for current toll rates on pages that may have had links to former rates; posted Delaware Water Gap maintenance building garage floor resurfacing RFP/Bid documents at request of purchasing department; posted scrolls on lane closures for biennial inspections at Portland-Columbia and Milford-Montague bridges; posted toll comments report and worked with Stokes Creative

## **DELAWARE RIVER JOINT TOLL BRIDGE COMMISSION**

### **Meeting of June 28, 2021**

Group to provide public access through easy-click website button links; made correction to Northampton Street Bridge project page; posted May 24 meeting notice and materials on COVID meetings page with corresponding updates; posted website homepage pop-up item for May 24 Commission meeting; posted April Commission meeting minutes; updated Commissioner Janvey's bio item to reflect new municipality of residence.

- **COMMUNITY AFFAIRS:** (Please refer to Community Affairs report)  
Edited/proofread draft employee newsletter.

### **INTERNAL/EXTERNAL COMMUNICATIONS**

- A total of 15,721 sessions (visits) were recorded during May for the Commission's website – [www.drjtbc.org](http://www.drjtbc.org). That's a decrease from the record 21,252 sessions recorded in April, but an increase over the 12,353 sessions recorded in May 2020.
- Issued 11 press releases/travel advisories for May. Seven were related to the Scudder Falls Bridge Rehabilitation Project. Two concerned the eastbound lane closure approaching the I-78 Toll Bridge. One was a reminder release for the start of a construction project and toll lane closures at the Delaware Water Gap (I-80 Bridge). The last was an announcement of the election of the Commission's presiding officers.
- Posted signs for one-day closure of Centre Bridge-Stockton Bridge's staircase to Delaware Canal towpath.
- Relayed River and Woodside road intersection sightlines issue to engineering department.
- Posted bridge history information on a Bucks County History Facebook page item concerning Taylorsville and the Washington Crossing Bridge.
- Corresponded with Devin Buzard, manager of the Delaware Canal State Park, regarding staircase closure at Centre Bridge.
- Contacted Pocono Reporter Maria Francis to explain upcoming toll lane closures and construction work at the Delaware Water Gap (I-80) Bridge.
- Updated the preamble text that describes the Commission's legal authority and jurisdiction in the Administrative Department's RFQs/RFPs.
- Provided various website links concerning toll rates, PDFs, and budget to Tracy Zhao.
- Posted emergency alert on rock spill on I-295 EB approach to Scudder Falls Bridge. Spill was unrelated to the project but was cleared by maintenance and project contractor.
- Filed various historic photos retrieved from former Morrisville administration building.
- Edited Commission information page for New Jersey Lawyers Diary publication; made various corrections and updates.
- Contacted Easton historian Dr. Leonard Buscemi to request photographs of Northampton Street Bridge construction which he graciously provided; the plan is to include them on the bridge's rehabilitation project webpage.
- Reviewed May 24 meeting's legal notice.

## **DELAWARE RIVER JOINT TOLL BRIDGE COMMISSION**

### **Meeting of June 28, 2021**

- Reviewed/edited draft poster for Northampton Street Bridge Rehabilitation Project virtual open house.
- Worked with website consultant Myron Mariano of Stokes CG to establish a user-friendly URL link for the Northampton Street Bridge Rehabilitation Project webpage – [www.drjtb.org/project/freebridge](http://www.drjtb.org/project/freebridge).
- Corresponded with reporter Jo Ciavaglia of the Courier Times regarding the Scudder Falls lane closures.
- Interviewed Rany Zakharia, program manager of facilities, regarding 2020 advancement of various aspect of the Southern Region Operations and Maintenance Facilities Improvements Project – Langhorne, Morrisville, New Hope; coordinated with him on project photographs.
- Acquired photograph from Morrisville photographer Mimi Black regarding the 2020 redecking of the Lower Trenton Bridge's walkway.
- Responded to customer inquiry regarding \$3 toll at the Milford-Montague Toll Bridge.
- Corresponded with TRANSCOM regarding various lane closures in Commission jurisdiction.



**DELAWARE RIVER JOINT TOLL BRIDGE COMMISSION**

**Meeting of June 28, 2021**

**OPERATIONS INDEX  
FOR  
COMMUNITY AFFAIRS**

<b>SUBJECT</b>	<b>DESCRIPTION</b>	<b>PAGE NUMBER</b>
Community Affairs	Status Report Month of May 2021	1

DELAWARE RIVER JOINT TOLL BRIDGE COMMISSION  
Meeting of June 28, 2021

**Community Affairs Report  
May 2021**

The following Community Affairs activities took place during May 2021

**Scudder Falls Bridge Replacement Project Public Involvement**

Assisted in review and response to messages received via the Commission and Scudder Falls project websites. Questions involved traffic changes and site conditions. Assisted in posting weekly construction activity notice on project website and disseminating information on various road closures and changes in traffic patterns. Contacted local and state officials and major employers in the area to notify of single-lane traffic patterns.

**Northampton Street Toll-Supported Bridge Rehabilitation**

Assisted in coordination of upcoming elected officials meeting and public information open house. Participated in review and preparation of presentation material.

**River currents newsletter**

Completed content, design and distribution of six-page spring employee newsletter. Printed in-house by Kevin Barta.

**Delaware Water Gap Toll Plaza Rehabilitation**

Participated in construction progress meeting. Provided project information to appropriate state and local officials.

**Various Community Affairs activities**

Handled various community affairs inquires including:

- Coordinated with E-ZPass Department staff regarding various customer questions
- Coordinated special request light shows for the Trenton Makes the World Takes sign at the Lower Trenton Toll-Supported Bridge with assistance from Justin Bowers
- Assisted in various Use of Facilities requests
- Responded to inquiry regarding proposed development in Upper Mount Bethel Township
- Reviewed requests from emergency services agencies and submitted toll waiver where appropriate
- Responded to Portland-Columbia area residents' inquiries regarding fishing from pedestrian bridge and use of truck engine brakes.
- Gathered information regarding Commission use of Knowlton Township Municipal beach/boat ramp
- Responded to email and social media inquiries regarding travel restrictions on horse trailers
- Assisted in disseminating information on various Memorial Day events
- Assisted with posters for stairway closure at the Centre Bridge-Stockton Bridge

# **DELAWARE RIVER JOINT TOLL BRIDGE COMMISSION**

**Meeting of June 28, 2021**

## **ENGINEERING**

The following Pages reflect the reports on those items assigned to the Engineering Department. Each item is reported separately and page numbered accordingly.

# DELAWARE RIVER JOINT TOLL BRIDGE COMMISSION

## Meeting of June 28, 2021 PROJECT STATUS REPORT

FACILITY	PM/PAM	CONTRACT DESCRIPTION	PAGE NO.
<b>Trenton-Morrisville Toll Bridge</b>	RJZ/RWL	<b>Southern Operations &amp; Maintenance Facilities Improvements</b> <ul style="list-style-type: none"> <li>Preliminary, Final, &amp; Post Design Services, C-519A</li> </ul>	1-3
<b>Scudder Falls Toll Supported Bridge</b>	KMS/RWL	<b>Scudder Falls Bridge Replacement Project</b> <ul style="list-style-type: none"> <li>Final Design Services, Contract C-660A</li> <li>Construction Contract, T-668A</li> </ul>	3-4
	CTH/KMS	<ul style="list-style-type: none"> <li>Construction Management, CM-669A</li> </ul>	4-5
	CLR/KMS	<ul style="list-style-type: none"> <li>Construction Inspection, PA Approaches, CI-671A</li> <li>Construction Inspection, Main River, CI-672A</li> </ul>	5
	CLR/KMS	<ul style="list-style-type: none"> <li>Construction Inspection, NJ Approaches, CI-673A</li> </ul>	6
	KMS/RWL	<b>DMC Services for Construction of the SFB Project</b> <ul style="list-style-type: none"> <li>Oversight of Final Design, C-502A-2I</li> </ul>	6-7
	CTH/KMS	<b>Public Involvement Services</b> <ul style="list-style-type: none"> <li>Design Contract, C-662A</li> </ul>	7
	CAS/RWL	<b>SFB All Electronic Tolling System – Installation</b> <ul style="list-style-type: none"> <li>Management, C-701A-7</li> </ul>	8
	CLR/WMC/KMS	<b>Wetland Mitigation Deer Fence</b> <ul style="list-style-type: none"> <li>Construction, T/TS-735A-006</li> </ul>	8
	KMS/RWL	<b>Capital Program Management Consultant (CPMC) &amp; Design Management Consultant (DMC) Services for the I-95/Scudder Falls Bridge Improvement Project</b> <ul style="list-style-type: none"> <li>CPMC Services 2018 through 2021, C-502A-1M</li> </ul>	9
	CAS/RWL	<b>Commission Administration Building at Scudder Falls</b> <ul style="list-style-type: none"> <li>Construction Management, CM-707A</li> <li>Construction, T-707A</li> <li>HVAC Study, C-729A-1</li> </ul>	9-10
<b>New Hope-Lambertville Toll Bridge</b>	HDH/JRB/RWL	<b>East Abutment Stone Veneer</b> <ul style="list-style-type: none"> <li>Study, C-704A-2</li> </ul>	10
<b>Uhlerstown-Frenchtown Toll Supported Bridge</b>	HDH/RWL	<b>Replacement of NJ Upstream Retaining Wall</b> <ul style="list-style-type: none"> <li>Design, C-732A-1</li> </ul>	10-11
<b>I-78 Toll Bridge</b>	WMC/RWL	<b>Power and Communication Infrastructure</b> <ul style="list-style-type: none"> <li>Design Services, C-732A-3</li> </ul>	11
<b>Northampton Street Toll Supported Bridge</b>	MEM/CTH	<b>Rehabilitation</b> <ul style="list-style-type: none"> <li>Design Services, C-590A</li> </ul>	12
<b>Easton-Phillipsburg Toll Bridge</b>	CTH/RWL	<b>Facility Parking Lot Improvements</b> <ul style="list-style-type: none"> <li>Design, C-732A-5</li> </ul>	12
<b>Delaware Water Gap Toll Bridge</b>	CTH/RWL	<b>Westbound Toll Plaza Roadway and NJ Approach Repairs</b> <ul style="list-style-type: none"> <li>Design, C-732A-4</li> <li>Construction Management, C-733A-2</li> <li>Construction, T-719A</li> </ul>	13

*Facilities are listed South to North*

*The first set of initials indicate the Project Manager and the second set of initial indicate the Program Manager*

### Project Manager Legend

WMC – M. Cane      JRB – J. Bowers  
CTH – C. Harney      HDH – D. Hettema

### Program Manager Legend

RWL – R. Little      MEM – M. McCandless  
KMS – K. Skeels      RLR – R. Rash  
CAS – C. Straccioli      CLR – C. Rood  
RJZ – R. Zakharia

# DELAWARE RIVER JOINT TOLL BRIDGE COMMISSION

## Meeting of June 28, 2021 PROJECT STATUS REPORT

<b>Central and Southern Regions</b>	RJZ/RWL	<b>Phase 1 Toll Collection Counting Facilities</b> <ul style="list-style-type: none"> <li>Preliminary, Final &amp; Post Design Services, C-696B-1</li> </ul>	14
	JRB/RWL	<b>Approach Roadway Improvements at the Centre Bridge-Stockton, New Hope-Lambertville, and Uhlerstown-Frenchtown Toll Supported Bridges</b> <ul style="list-style-type: none"> <li>Design, C-715A-1</li> <li>Construction Management, C-733A-1</li> <li>Construction, T/TS-735A-004</li> </ul>	14-15
<b>Multiple Facilities and/or Commission-Wide</b>	WMC/RWL	<b>Electronic Surveillance/ Detection System</b> <ul style="list-style-type: none"> <li>ESS Maintenance Contract, DB-724A</li> </ul>	15-16
	CAS/RWL	<b>Electronic Toll Collection</b> <ul style="list-style-type: none"> <li>Customer Service Center/Violation Processing Center Project, DB-584A</li> </ul>	16
	CAS/RWL	<b>Traffic Count Program Upgrade</b> <ul style="list-style-type: none"> <li>DR-550A</li> </ul>	16
	CAS/RWL	<b>Electronic Toll Collection/Tolling Task Order Consultant</b> <ul style="list-style-type: none"> <li>Traffic and Revenue Forecast, C-728A-1</li> <li>AET Tolling Study Update, C-728A-2</li> </ul>	17
	CAS/RWL	<b>Electronic Toll Collection System Replacement</b> <ul style="list-style-type: none"> <li>Design, Build, and Maintain, DB-540A</li> </ul>	17-18
	WMC/RWL	<b>Job Ordering Contracting</b> <ul style="list-style-type: none"> <li>Program Manager, C-727A</li> </ul>	18
	HDH/MEM	<b>General Engineering Consultant Annual Inspections</b> <ul style="list-style-type: none"> <li>2015-2018 Annual Inspections, C-684A</li> <li>2021-2022 Annual Inspections, C-757A</li> </ul>	18-19
	HDH / MEM	<b>Underwater Inspections Central and Northern Regions 2021</b> <ul style="list-style-type: none"> <li>C-750A-2</li> </ul>	
	CAS / RWL	<b>2015-2016 Traffic Engineering Consultant</b> <ul style="list-style-type: none"> <li>C-686A</li> </ul>	20

*Facilities are listed South to North*

*The first set of initials indicate the Project Manager and the second set of initial indicate the Program Manager*

### Project Manager Legend

WMC – M. Cane  
CTH – C. Harney

JRB – J. Bowers  
HDH – D. Hettema

### Program Manager Legend

RWL – R. Little  
KMS – K. Skeels  
CAS – C. Straccioli  
RJZ – R. Zakharia

MEM – M. McCandless  
RLR – R. Rash  
CLR – C. Rood

# **DELAWARE RIVER JOINT TOLL BRIDGE COMMISSION**

**June 28, 2021**

## **PROJECT STATUS REPORT**

### **SOUTHERN OPERATIONS & MAINTENANCE FACILITIES IMPROVEMENTS**

Preliminary, Final & Post Design Services  
Contract No. C-519A  
(RJZ/RWL)

This contract is for Preliminary, Final and Post-Design Services for space utilization improvements at New Hope Lambertville Toll Bridge Executive Headquarters and the demolition and reconstruction of the Trenton Morrisville Toll Bridge Administration Building as identified under a Task Order Assignment for Space Utilization Program and Concept Study.

In accordance with the Commission's February 26, 2018 Regular Monthly Commission Meeting, this Contract was awarded to Gannett Fleming, Architects Inc. (GF). Accordingly; a Notice of Award and Limited Notice to Proceed was issued to GF effective February 27, 2018.

A Kick-Off Meeting was conducted with GF on March 20, 2018. Site visits continue to be conducted by the Consultant as further field investigation needs are identified. GF is currently coordinating with all public utilities, completed the Boundary & Topographic surveys at Trenton Morrisville site. Space Utilization Program to address the Commission's current operations and anticipated needs in the foreseeable future is complete. A Concept Design and preliminary Phasing options were submitted and presented to the Commission on 10/28/19 with an advance Contract T-730A that covers Trenton Morrisville's salt and fueling operation's needs. The purpose of this advance Contract T-730A is to complete the new salt operation at this location and have it fully operational for the winter of 2020-2021. This is being planned to take place prior to the demolition of the existing building together with the current salt operation. The second Contract T-519A will be publically bid to cover the construction of the balance of the Southern Operations & Maintenance needs in a multi-phased construction.

An NPDES permit Pre-Application meeting was held with Bucks County Soil Conservation on September 26<sup>th</sup> in connection with the Southern Operations Facility intended to be built at Morrisville, NPDES and Erosion & Sediment Control permits were submitted on December 4, 2019 and both approvals were obtained on March 18, 2020. In addition; building systems phasing coordination meetings were conducted on 11/25/19, 12/6/19 and 12/18/19. GF provided Contract T-730A Bid Set on January 31, 2020 consistent with this Project's scheduled Public Bidding of February 3, 2020. Electronic Bids were received on March 5<sup>th</sup>, Construction Contract award was made to the apparent Low Bidder's, Bracy Construction, Inc. at the April 27<sup>th</sup> Regular Monthly Meeting, Construction was substantially completed on November 6, 2020 and Project was completed on November 20, 2020.

In connection with Resolution No. 4076-12-18 and the new real estate property acquisition at Langhorne to house the Commission's Southern Maintenance Facility; GF completed the Boundary and Topographic Land Surveys necessary for Lot Consolidation in Bucks County, Environmental Assessment Phase I and Phase II.

# **DELAWARE RIVER JOINT TOLL BRIDGE COMMISSION**

**June 28, 2021**

## **PROJECT STATUS REPORT**

A second advanced Final Design submission was made by GF on 12/2/19 for the Langhorne Site to implement the environmental remediation as listed in the Phase II report, demolition of ten (10) existing buildings and secure the site with perimeter fencing. Using one of the Commission's standing Job Order Contractor RCC Builders Contract TTS-737A-2 was executed January 22, 2020. GF provided Post Design services through-out construction and this Project was closed June 15, 2020.

As part of an NPDES permit application process for this site, screening for suspected Bog Turtles and other federally endangered species' was made on June 14<sup>th</sup>, 2019 by the US Army Corp. of Engineers (ACOE) and found that the Project site does not include a Bog Turtle Habitat. In light of these results an environmental permitting pre-application meetings were held on June 20<sup>th</sup> 2019 and January 23, 2020 with PADEP in attendance together with the US Army Corps of Engineers as relates to a joint permit for wetland and storm water impact and mitigation at this Langhorne site. Also; as a pre-requisite to obtain NPDES permit approval, a SHPO survey was made and a determination that there are no historic properties exist on site was obtained on March 24, 2020. In addition; ACOE conducted a survey on March 16<sup>th</sup> 2020, and determined that none of their jurisdictional waters or wetlands exist on this site. Furthermore; the ACOE biologist who provided this survey agreed that the pond that exists on-site is man-made and therefore is not considered jurisdictional based on his field inspection. Additionally; two state identified endangered species were identified by the Pennsylvania Natural Diversity Inventory (PNDI) to potentially exist on-site. The design team initiated field surveys on March 13<sup>th</sup> 2020 and field traps were placed to determine if their habitat exists within the project limits to develop a mitigation plan. Survey concluded and PNDI concurred on September 9 2020 that none exists within the Commission's property.

A request for site Access Easement to Big Oak Road through PECO's neighboring property was made on November 1 2019, conditional approval was received and an easement agreement has been received from PECO. GF prepared the Legal Description and Plot Plan and Commission's Real Estate Counsels is currently reviewing and filing this easement with the County's Clerk's Office.

A General Permit GP-7 for minor wetland crossing was submitted on November 4, 2020 and an approval was received from PA DEP on December 22, 2020.

A Bucks County Soil Erosion and Sediment Control (SE& SC) Permit was submitted together with an NPDES Permit on August 24, 2020 and an SE&SC permit approval was received April 23, 2021.

Pre-Final Design submission review meeting for T-519A was conducted with the Consultant on October 28<sup>th</sup> 2020. Constructability, Peer and Code review meetings were conducted on February 18, February 19 and February 24, 2021. Final Design submission and Bid Documents were received on April 9, 2021. Project public bid advertisement was made on April 12, 2021, virtual Pre-Bid meeting and site visits were made on April 19 and April 29, 2021 and electronic Bid Opening was made on June 2 2021. Three bids were received, reviewed and a

# **DELAWARE RIVER JOINT TOLL BRIDGE COMMISSION**

**June 28, 2021**

## **PROJECT STATUS REPORT**

Recommendation to Award this Construction Contract is being made at the June 2021 Regular Monthly Meeting.

### **SCUDDER FALLS TOLL SUPPORTED BRIDGE SCUDDER FALLS BRIDGE REPLACEMENT PROJECT**

Final Design  
Contract No. C-660A  
(KMS/RWL)

During the May reporting period Michael Baker Jr., Incorporated (Baker) of Hamilton New Jersey continued their construction phase support services efforts to review and respond to various Requests for Information and submittals from the Contractor and the Construction Manager; and, attended Contract T-668A Progress Meetings via conference call, Schedule Meetings and various technical meetings involving design and field issues with the Contractor and CM/CI team.

Construction  
Contract No. T-668A  
(KMS/RWL)

Trumbull Corporation of Pittsburgh, PA (Trumbull) was awarded the Scudder Falls Bridge Replacement Construction Contract T-668A in the amount of \$396,000,000.00 at the Commission's January 30, 2017 Meeting. The Commission issued a full Notice to Proceed on March 3, 2017.

Weekly Conference Call Meetings continued between the Contractor and the Commission's Project team to discuss Project schedule, progress, and planning for ongoing and/or upcoming construction activities. Trumbull continued to submit Requests for Information (RFI's) and make required project submittals throughout this reporting period for ongoing and upcoming construction activities. To date there have been a total of 909 Contractor RFIs and a total of 1,659 Contractor Submittals. Trumbull and the Construction Manager (Hill/Jacobs) have also been coordinating on the Baseline CPM Schedule progress updates.

During the May reporting period Trumbull continued construction in work areas extending throughout the project limits in order to complete parallel activities on the project. Traffic patterns throughout the Project remained consistent, with no major changes.

In **Pennsylvania**, during the May time period, the Contractor continued with the following roadway and structural construction activities; barrier and moment slab construction at Retaining Wall PA-B; parapet construction on I-295 EB at the PA Canal Bridge; conduit installation and restriping along Taylorsville Road; Road construction and paving on I-95 NB near the Taylorsville Road Intersection and Ramp R; excavation and soil preparation/placement at Drainage Basin D; excavation at the bottom of Drainage Basin F; and ITS and highway lighting at various locations.



# DELAWARE RIVER JOINT TOLL BRIDGE COMMISSION

June 28, 2021

## PROJECT STATUS REPORT

Through coordination with the Pennsylvania Department of Conservation and Natural Resources, (DCNR), the Commission has undertaken the final design and construction of a shared-use pedestrian bridge over the Delaware Canal. This bridge will provide the final, dedicated connection from the I-295 Park-and-Ride lot to the Delaware Canal towpath and the Commission's shared-use path over the new Scudder Falls Bridge. The current path requires pedestrians to walk on Woodside Road at its narrowest section. The new bridge will provide safe access to the trail-head 1799 house from the tow path.

Trumbull Corporation has teamed with the engineering firm Alfred Benesch & Company for the final design of the pathways; and CONTECH Engineered Solutions for the design and fabrication of the truss bridge over the canal. During this reporting period, the outstanding design elements for the facility were finalized and design plans for the pathway and bridge structure finalized. Permit applications for the required work were forwarded to the PADEP and Bucks County Conservation District for review and approval.

On the **Main River Bridge (MRB)**, during the May period, the work included the following; rubbing/patching of the concrete surfaces at Pier Nos. 2, 5 and 6; continued installation of utility conduits between the girders; completed surveying for the top of the MRB NB girders; completed the formwork, shear studs, deck pans, overhangs, and shielding installation; continued repairs on the SB MRB drainage system; and continued with the rebar installation. Finally, Trumbull began to prepare for the concrete deck pours scheduled for early June.

In **New Jersey**, during the May period, the Contractor continued with ITS and highway lighting at various locations; continued barrier and moment slab construction on Route 29 SB; continued construction of the NJ pedestrian walkway and retaining walls; cured/stripped the approach slab at the MAB; continued installing deck formwork, overhangs, and rebar at the NB MAB; continued forming barrier between Ramp M and I-295; and topsoiling, seeding and tree planting along NJ Route 29 NB and I-295 in the vicinity of Ramp C.

Construction Management  
Contract No. CM-669A  
(CTH/KMS)

At the October 31, 2016 Commissioners Meeting, the Commission awarded Contract No. CM-669A, Construction Management Services for the Scudder Falls Bridge Replacement project to Hill International (Hill) of Philadelphia, PA for an amount not-to-exceed \$25,015,066.98. Hill was provided with Notice of Award and Limited Notice to proceed on November 2, 2016. Hill was then issued a Full Notice to Proceed on January 31, 2017, in parallel with the award of the Scudder Falls Bridge Replacement Contract T-668A at the same meeting.

The Hill team continues to supply construction management personnel as necessary, monitor Trumbull's performance and progress, conduct bi-weekly progress meetings, oversee and coordinate the three (3) construction inspection firms, perform utility coordination in NJ & PA, perform schedule reviews, conduct bi-weekly scheduling meetings, maintain document control,

# **DELAWARE RIVER JOINT TOLL BRIDGE COMMISSION**

**June 28, 2021**

## **PROJECT STATUS REPORT**

perform health and safety inspections, adjust project staffing as required, address material testing and inspection plan requirements, prepare monthly contractor invoices and manage overall project budget.

### **Construction Inspection of the Pennsylvania Approach Contract No. CI-671A (CLR/KMS)**

This Contract is for Construction Inspection (CI) Professional Services for the PA Approach Roadway Improvements portion of the Scudder Falls Bridge Replacement Project, Contract T-668A. TRC Engineers, Inc. (TRC) of Plymouth Meeting, PA was awarded this contract at the February 27, 2017 Commissioners' Meeting and issued a full Notice to Proceed effective March 29, 2017.

During this reporting period TRC had one inspector resign with this position scheduled to be filled in July and hence was providing only three (3) full-time inspectors for the inspection of the work on the Pennsylvania Approach Roadway portion of the Project, with all inspectors working under the supervision of the Construction Manager. One of the current three inspectors is from TRC's IBE sub-consultant, RIG Engineers. Also, during this reporting period, Invoice and Monthly Progress Report No. 48 were received and reviewed.

### **Construction Inspection of the Main River Bridge Contract No. CI-672A (CLR/KMS)**

This Contract is for Construction Inspection (CI) Professional Services for the Main River Bridge portion of the Scudder Falls Bridge Replacement Project, Contract T-668A. WSP/Parsons Brinckerhoff, Incorporated (PB) of Lawrenceville, NJ was awarded this contract at the February 27, 2017 Commissioners' Meeting and issued a full Notice to Proceed effective March 22, 2017.

During this reporting period PB continued to provide five (5) full time inspectors for the inspection of the work on the Main River Bridge portion of the Project with all inspectors working under the supervision of the Construction Manager. Two of the current five inspectors are from PB's IBE sub-consultant, KS Engineers. Also, during this reporting period, Invoice and Monthly Progress Report No. 47 were received and reviewed.

# DELAWARE RIVER JOINT TOLL BRIDGE COMMISSION

## June 28, 2021 PROJECT STATUS REPORT

Construction Inspection of New Jersey Approach  
Contract No. CI-673A  
(CLR/KMS)

This Contract is for Construction Inspection (CI) Professional Services for the NJ Approach Roadway Improvements portion of the Scudder Falls Bridge Replacement Project, Contract T-668A. Gannett Fleming, Inc. (GF) of South Plainfield, NJ was awarded this contract at the February 27, 2017 Commissioners' Meeting and issued a full Notice to Proceed effective March 29, 2017.

During this reporting period GF continued to maintain the contract's full complement of five (5) inspectors to provide inspection and material testing for work on the New Jersey approach portion of this project under the supervision of the Construction Manager. Two of the current five inspectors are from GF's IBE sub-consultant, Churchill Consulting Engineers. Also, during this reporting period, Invoice and Monthly Progress Report No. 48 were received and reviewed.

### DESIGN MANAGEMENT CONSULTANT SERVICES T-668A CONSTRUCTION

Task Order Assignment No. C-502A-2I  
KMS/RWL

AECOM is providing DMC services during the construction of the Scudder Falls Bridge Replacement Project, Contract T-668A, under this Task Order Assignment, which began on April 1, 2017. The DMC Services include support to the Commission in the following:

**Environmental Agency Coordination** – Continuous services providing Project-wide assistance with environmental activities including agency site visits; contractor inquiries associated with existing permits obtained by the Commission; and, monitoring and implementation of existing environmental mitigation stipulations associated with pre-construction project permits and agency agreements.

**Environmental Permitting** – During the May time period AECOM continued to prepare the Archaeological Monitoring Report documenting excavation work along the D&R Canal in NJ.

**Environmental Monitoring Services** – Continuous services throughout construction to meet project permit requirements. Services performed during this reporting period included weekly monitoring of the project site for compliance with environmental stormwater management requirements by AECOM sub-consultant ACT Engineers and weekly peregrine falcon monitoring of the project site by AECOM. ACT Engineers also continued with the sturgeon monitoring and water temperature monitoring that will run through June (the end of the in-water work restriction period).

**PA Wetlands Deer Fence Installation** – AECOM completed their construction inspection services for the deer fence installation work performed under JOC Contract T/TS-735A-006. The installation of the deer fence began in early April and was completed by the end of April. The

# DELAWARE RIVER JOINT TOLL BRIDGE COMMISSION

June 28, 2021

## PROJECT STATUS REPORT

seeding of the disturbed areas was completed in early May. Awaiting Final approval from the permitting agencies.

**Contracts C-660A and T-668A Progress Support** - DMC services during this reporting period included participation in the work flow for review and distribution of the contractor's submittals and requests for information (RFI) for review and responses to same; ongoing coordination with the Baker Team to expedite RFI and contractor submittal responses to meet project schedules; design and/or construction issue trouble-shooting and resolution support with involvement in the various technical issues meetings with the CM and the Contractor; ongoing utility relocation work and existing facility interface coordination support; liaison to the Commission Operations, Public Safety Bridge Security, and Purchasing Departments for maintenance of the existing equipment and other roadway appurtenances within the SFB Project construction zone; and, required coordination to facilitate outside parties interface with the project such as utility companies, adjacent municipalities, and State DOT's.

**CI Contract Administration** – AECOM staff serve as Project Managers for the three (3) Construction Inspection (CI) contracts associated with the Scudder Falls Bridge project. This includes coordination with the CI firms for the supplying of inspectors to the project as requested by the Construction Manager; and, administration of the CI contracts and address any contractual needs.

### PUBLIC INVOLVEMENT SERVICES

Final Design Services

Contract No. C-662A

(CTH/KMS)

McCormick Taylor, Inc. (MT) was awarded this Public Involvement (PI) Contract at the Commission's September 28, 2015 Meeting, and issued Notice to Proceed effective October 29, 2015. MT's public involvement effort focuses on regularly communicating project activities to officials, stakeholders and the public, as well as informing motorists of near-term construction stage travel implications, performing public involvement initiatives and market research activities and development of discussion guides and analysis related the implementation of the new toll, and payment options related to All-Electronic Tolling. MT has finalized a new project specific logo and has created a new project specific website that went live on October 4, 2018. MT submitted a revised public involvement toll-implementation strategy and timeline to Commission staff for application and roll-out. MT continues to monitor the toll-free information line calls, compiling and responding to calls as well as project specific e-mails related to construction and toll implementation.

# **DELAWARE RIVER JOINT TOLL BRIDGE COMMISSION**

**June 28, 2021**

## **PROJECT STATUS REPORT**

ALL ELECTRONIC TOLLING SYSTEM  
INSTALLATION MANAGEMENT  
Task Order Assignment No. C-701A-7  
(CAS/RWL)

There was no activity on this Task Order Assignment.

SCUDDER FALLS BRIDGE REPLACEMENT – WETLAND MITIGATION DEER FENCE  
Construction  
JOC Contract No. T/TS-735A-006  
(CLR/WMC/KMS)

This Contract is for the installation of an 8-foot high woven wire deer fence attached to pressure treated wood posts installed around the Scudder Falls Bridge Wetland Mitigation Areas “A” and “B” located at the corner of Woodside Road and River Road in Lower Makefield Township, Bucks County, PA. This work is required to protect new plantings in the wetland mitigation site as required by project permits. This contract will be completed under the Commission’s T/TS-735A JOC South contract, by Mount Construction Company, Inc. (Mount) who was awarded this Job Order Contract on March 8, 2021

During this reporting period Mount completed all of the field work associated with this contract including all punch list work, and reached Contract Final Completion on May 4, 2021.

Construction Inspection  
Contact No. C-502A (AECOM’s CPMC Contract)  
(CLR /WMC/KMS)

Construction Inspection for this JOC contract was provided by AECOM through their CPMC contract, working under the Construction Manager, Gordian. During this reporting period, AECOM coordinated the review and approval of the required material submittals; inspected the work undertaken by Mount on a daily basis; and oversaw the contract punch list work being performed.

**DELAWARE RIVER JOINT TOLL BRIDGE COMMISSION**

**June 28, 2021**

**PROJECT STATUS REPORT**

**CAPITAL PROGRAM MANAGEMENT CONSULTANT (CPMC) &  
DESIGN MANGEMENT CONSULTANT (DMC) SERVICES FOR THE  
I-95/SCUDDER FALLS BRIDGE IMPROVEMENT PROJECT**

**CPMC SERVICES – 2018 THROUGH 2021**

Task Order Assignment No. C-502A-1M  
(KMS/RWL)

Task Order Assignment 502A-1M, Capital Program Management Consultant (CPMC) Services for 2018 through 2021 began in April 2018. AECOM is currently providing one (1) part-time Project Manager to oversee and administer various design and construction projects that are being advanced in the Capital Improvement Program. During this reporting period, CPMC Staff continued to provide the management and oversight of the remaining punch-list and close-out items for Construction Contract T-707A for the New Commission Administration Building and CM/CI Contract CM-707A.

**COMMISSION ADMINISTRATION BUILDING AT SCUDDER FALLS**

Construction Management  
Contract No. CM-707A  
(CAS/RWL)

The final payment was issued to Bracy Construction for project T-707A and a project closeout change order was prepared. Upon executing the closeout change order with Bracy Construction and issuing final payment to Joseph Jingoli & Son, Inc., we will prepare a consultant agreement closeout modification for this agreement.

Construction  
Contract No. T-707A  
(CAS/RWL)

Final payment was issued to Bracy Construction and a project closeout change order was prepared. Upon execution of the project closeout change order, this contract will be closed. Bracy Construction addresses warranty items as they occur.

# **DELAWARE RIVER JOINT TOLL BRIDGE COMMISSION**

**June 28, 2021**

## **PROJECT STATUS REPORT**

### **FACILITIES TASK ORDER AGREEMENT**

#### **SCUDDER FALLS ADMINISTRATION BUILDING – HVAC STUDY**

Task Order Assignment No. C-729A-1

(CAS/RWL)

A task order assignment was executed with French & Parrello Associates, P.A. to complete a study related to the heating, ventilation, and air conditioning (HVAC) system at its Administration Building at Scudder Falls. The assessment includes a review of the installed mechanical equipment to evaluate the feasibility of improving the indoor air quality to reduce the potential impacts of COVID-19. A revised report was submitted, addressing review comments and is currently being reviewed by Commission Staff and Joseph Jingoli & Son, Inc.

### **NEW HOPE-LAMBERTVILLE TOLL BRIDGE**

#### **NEW HOPE-LAMBERTVILLE TOLL BRIDGE STONE VENEER**

C-704A-2

(HDH/RWL)

At the end of March the breakdown of a section of the stone veneer at the east abutment of the New Hope – Lambertville Toll Bridge (Route 202) was discovered under an existing task order agreement. GPI Inc. was given the task to investigate the cause, and determine a solution for the issue. The consultant was given Notice to Proceed on 4/29/2019. The consultant went out in the field on 5/15 and 5/16/19 to access the condition of the stone veneer at both abutments of the NH-L Toll Bridge. A preliminary report was received June 7<sup>th</sup>, 2019. Report was finalized 7/15/2019. Preliminary design/repair documents received 8/9/2019, and reviewed by 8/23/19. Revisions to design documents received electronically on 9/13/2019. Anticipate the repairs to go to a JOC, negotiations with contractor on-going. Maintenance forces have improved the fencing around the deteriorated section at the NJ abutment.

### **UHLERSTOWN-FRENCHTOWN TOLL SUPPORTED BRIDGE**

#### **REPLACEMENT OF NJ UPSTREAM RETAINING WALL**

C-732A-1

(HDH/RWL)

The stone masonry retaining wall to the north of the Bridge Monitor Shelter in Frenchtown is deteriorated and in need of replacement. Arora and Associates, P.C. has been given the task to design a new retaining wall that would keep the appearance of the existing wall in mind. Arora was given Notice to Proceed on 8/16/2019. A Preliminary Design submission has been received 9/4/2019. Upon review by the Commission, the consultant has been asked to provide an additional design option, which would include acquiring additional property. Consultant provided additional

## **DELAWARE RIVER JOINT TOLL BRIDGE COMMISSION**

**June 28, 2021**

### **PROJECT STATUS REPORT**

Engineer's estimate on 10/17/2019. Since the replacement of the wall is hampered by the location of the property line, a meeting is being set up with Frenchtown Borough, owner of the adjacent property, to discuss easement. Meeting with Mayor of Frenchtown on 12/20/2019 regarding construction. The adjacent property is part of the Borough's Recreation and Open Space Inventory, there are on-going follow up discussions with NJDEP Green Acres Program.

Since the discussion with Green Acres to purchase additional property fell through, a meeting was held with Arora on February 19, 2021 to discuss moving forward with a design to replace the wall in-place. On February 26, 2021 meeting was held with Frenchtown Borough to discuss some additional improvements to benefit the adjacent Sunbeam Lenape Park. On the same date, a meeting between Arora, Commission personnel and JCP&L was held to discuss relocating the utility pole on Commission property. On March 18, 2021 a meeting was held at the site with the contractor and the design consultant to discuss constructability of the new retaining wall.

Since the discussion with Green Acres to purchase additional property fell through, a meeting was held with Arora on February 19, 2021 to discuss moving forward with a design to replace the wall in-place. On February 26, 2021 meeting was held with Frenchtown Borough to discuss some additional improvements to benefit the adjacent Sunbeam Lenape Park. On the same date, a meeting between Arora, Commission personnel and JCP&L was held to discuss relocating the utility pole on Commission property. On March 18, 2021 a meeting was held at the site with the contractor and the design consultant to discuss constructability of the new retaining wall.

### **INTERSTATE 78 TOLL BRIDGE**

#### **I-78 POWER AND COMMUNICATION INFRASTRUCTURE DESIGN SERVICES**

Contract No. C-732A-3  
(WMC/RWL)

Arora and Associates completed the concept level ITS plan for the I-78 Toll Bridge facility to be used together with the expanded camera coverage plan to quantifying the project power and communication requirements. Additional work activities included evaluating network architecture options as well as identifying additional power sources along the corridor.



# **DELAWARE RIVER JOINT TOLL BRIDGE COMMISSION**

**June 28, 2021**

## **PROJECT STATUS REPORT**

### **NORTHAMPTON STREET TOLL SUPPORTED BRIDGE**

#### **NORTHAMPTON STREET TOLL-SUPPORTED BRIDGE REHABILITATION**

Design Services  
Contract No. C-590A  
(MEM/CTH)

At the April 27, 2020 Commissioners Meeting, the Commission awarded Contract No. C-590A, Northampton Street Toll-Supported Bridge Rehabilitation Design to Greenman-Pedersen, Inc. (GPI) of Lebanon, NJ. GPI was provided with Notice of Award and Limited Notice to Proceed the same date. GPI was then issued a Full Notice to Proceed on May 15, 2020.

A contract kick-off meeting was held on May 14, 2020. Field condition assessments commenced on May 18, 2020 and have been completed. On June 12, 2020 GPI submitted their Draft Condition Assessment and Recommendation Report along with their Draft Architectural Lighting Concept Study Report. On September 11, 2020 GPI submitted there Preliminary Design plans and specification. On October 30, 2020 GPI submitted the Pre-Final Design submission that was originally scheduled for October 16, 2020 but has been adjusted to October 30, 2020 to better align with the Commission's needs for coordination with Public Officials. On December 18, 2020 GPI submitted the Final Design documents. GPI continues to coordinate with utility companies for proposed utility adjustment and is continuing public involvement coordination. Public Open House meetings are scheduled for June 2021.

### **EASTON-PHILLIPSBURG TOLL BRIDGE**

#### **FACILITY PARKING LOT IMPROVEMENTS**

Design  
Task Order Assignment No. C-732A-5  
(CTH/RWL)

Arora and Associates was issued Notice to Proceed effective March 30, 2021. A project kick-off meeting was held with Arora on April 6, 2021. This Task Order Assignment is to perform design services for repaving the Easton-Phillipsburg Toll Bridge Facility Parking Lot, renewal of settled sidewalk and curb along the Ramp C retaining wall, replacement of a fire hydrant and water main located in the parking lot, and connection of garage floor drains to the sanitary sewer. Arora submitted their Preliminary Design documents on April 30, 2021. The documents have been reviewed by Commission staff and comments were provided to Arora for consideration. Arora is continuing with final design.

# **DELAWARE RIVER JOINT TOLL BRIDGE COMMISSION**

**June 28, 2021**

## **PROJECT STATUS REPORT**

### **DELAWARE WATER GAP TOLL BRIDGE**

#### **WESTBOUND TOLL PLAZA ROADWAY AND NEW JERSEY APPROACH REPAIRS - DESIGN**

**Task Order Assignment No. C-732A-4  
(CTH/RWL)**

Arora and Associates was issued Notice to Proceed effective October 1, 2020. A project kick-off meeting was held with Arora on October 6, 2020 and a field view was held on October 8, 2020. This Task Order Assignment is to perform final design for replacing/rehabilitating the pavement at the Delaware Water Gap toll plaza and the I-80 NJ Approach Roadway.

The designer submitted the final version of the Preliminary Design/Condition Report. Arora submitted final design documents for T-719A on January 15, 2021. Bids were opened for T-719A on February 23, 2021. Arora is currently performing post-design services.

#### **CM-CI Services**

**Task Order Assignment No. C-733A-2  
(CTH/RWL)**

KS Engineers (KSE) was issued Notice to Proceed effective March 30, 2021. A project kick-off meeting was held with KSE on April 6, 2021. KSE is providing a part time Project Manager, full time Resident Engineer, full time Office Engineer/Inspector and part time Scheduler throughout the duration of this task order assignment. KSE attended a kick-off meeting with the contractor (Road-Con), conducted job progress meetings and performing construction management, inspection and schedule monitoring activities.

#### **CONSTRUCTION**

**Contract T-719A  
(CTH/RWL)**

At the March 29, 2021 Commissioners Meeting, the Commission awarded Contract No. T-719A, Delaware Water Gap Toll Bridge Facility Westbound Toll Plaza Roadway and NJ Approach Repairs to Road-Con, Inc. of West Chester, PA for an amount not-to-exceed \$3,773,197.85. Road-Con was provided with Notice of Award/Limited Notice to proceed on March 30, 2021 and a full Notice-to-Proceed was given on April 22, 2021. A kick-off meeting was held with Road-Con on April 27, 2021. Road-Con has commenced construction. Completion of the project is expected in late fall 2021.

# **DELAWARE RIVER JOINT TOLL BRIDGE COMMISSION**

**June 28, 2021**

## **PROJECT STATUS REPORT**

### **CENTRAL AND SOUTHERN DISTRICT**

#### **PHASE 1 TOLL COLLECTION COUNTING FACILITIES**

Preliminary, Final & Post Design Services

Task Order Assignment No. C-696B-1

(RJZ/RWL)

Utilizing the Commission standing Consulting Engineer Task Order Agreement with French & Parrello Associates (FPA), this Task Order Assignment is to obtain engineering preliminary, final, and post design services to support the Commission needs for Toll Counting facilities at I-78, Easton Philipsburg, and Delaware Water Gap Toll Bridge Facilities.

As a part of a fast track implementation plan, Kick-Off Meeting was conducted with FPA on October 20, 2016, at which time the Consultant provided pre-schematic design sketches to expedite Commission's input on the same. The Consultant collected Project related record documents after this meeting, conducted site visits on October 25<sup>th</sup> at all three locations. Schematic Design Submission was received on November 9<sup>th</sup>, 2016 and a submission review meeting was held on November 14<sup>th</sup> sharing the Commission's comments with the Consultant. Final Design Submission was received December 30, 2016 and a design submission review meeting was conducted on January 9, 2017 and revised documents were received January 19, 2017.

#### **APPROACH ROADWAY IMPROVEMENTS**

##### **AT THE CENTRE BRIDGE – STOCKTON, NEW HOPE – LAMBERTVILLE, AND UHLERSTOWN – FRENCHTOWN TOLL-SUPPORTED BRIDGES**

Design

Task Order Assignment No. C-715A-1

(JRB/RWL)

Under this Task Order Assignment (TOA) the Consultant, Pennoni, Inc. (Pennoni), is providing professional services for the design of approach roadway improvements at the Centre Bridge – Stockton, New Hope – Lambertville, and Uhlerstown – Frenchtown Toll-Supported Bridges. Improvements include select roadway repaving, re-striping, three (3) ADA ramps, replacement of six (6) inlets, curbing repair and patching/coating of a retaining wall.

Construction has been completed and a final walkthrough was performed on July 24, 2020. One punch list item remains and this contract will be closed out when it is completed.

# **DELAWARE RIVER JOINT TOLL BRIDGE COMMISSION**

## **June 28, 2021 PROJECT STATUS REPORT**

Construction Management  
Task Order Assignment No. C-733A-1  
(JRB/RWL)

Under this Task Order Assignment (TOA) the Consultant, KS Engineers, P.C., (KSE), is providing professional services for the construction inspection of approach roadway improvements at the Centre Bridge – Stockton, New Hope – Lambertville, and Uhlerstown – Frenchtown Toll-Supported Bridges. KSE is providing one full-time inspector during the appropriate periods of construction as well as providing cost, quality, and progress control administrative and field services.

Construction has been completed and a final walkthrough was performed on July 24, 2020. One punch list item remains and this contract will be closed out when it is completed.

Construction  
Contract No. T/TS-735A-004  
(JRB/WMC)

Under this Job Order Contract (JOC) the Contractor, Mount Construction, Inc., (Mount), is providing construction services for approach roadway improvements at the Centre Bridge – Stockton (CB-S), New Hope – Lambertville (NH-L), and Uhlerstown – Frenchtown (U-F) Toll-Supported Bridges. Improvements include select roadway repaving, re-striping, three (3) ADA ramps, replacement of six (6) inlets, curbing repair and patching/coating of a retaining wall.

Notice to proceed was given on May 27, 2020. A pre-construction kick-off meeting was held online on May 27 and attended by representatives from the Commission, Mount, Pennoni (Design Engineer), Gordian (JOC Program Manager), CMTS (JOC Construction Manager), and KS Engineers (Construction Inspector). A conference call was held with officials from Lambertville and New Hope on May 28 to detail the project.

Construction has been completed and a final walkthrough was performed on July 24, 2020. Job Order Supplement No. 2 has been executed to install a step at the base of the canal stairs. The step was installed on November 18, 2020. The step was epoxy coated on May 3, 2021. There was a problem with the curing of the epoxy coating and it must be redone. It is tentatively scheduled to be done in June.

## **ELECTRONIC SURVEILLANCE / DETECTION SYSTEM**

ESS MAINTENANCE CONTRACT  
Contract No. DB-724A  
(WMC/RWL)

Schneider Electric Building Americas, Inc. continued to provide maintenance services in support of the Electronic Surveillance / Detection System under the direction of the Commission's

# **DELAWARE RIVER JOINT TOLL BRIDGE COMMISSION**

**June 28, 2021**

## **PROJECT STATUS REPORT**

Public Safety and Bridge Security, who operates the system from the Primary Control Center located at the New Jersey State Police's Regional Operation and Information Center (ROIC) in West Trenton, New Jersey.

### **ELECTRONIC TOLL COLLECTION**

#### **CUSTOMER SERVICE CENTER/VIOLATION PROCESSING CENTER PROJECT**

Contract No. DB-584

(CAS/RWL)

The New Jersey Turnpike Authority (NJTA), as the lead agency, is facilitating all meetings with the other agencies and Conduent to manage the implementation of outstanding system elements for the New Jersey E-ZPass Customer Service Center.

Conduent coordinated with TransCore to develop a reconciliation file interface control document (ICD) between the Commission's in-lane toll system and the NJ CSC. Testing of this file transfer is complete. Conduent is preparing for the release of this daily file transfer in the production environment.

Conduent has added transponders from the Florida Turnpike Enterprise (FTE) to the tag status file. As of May 28, 2021, FTE is now accepting E-ZPass, bringing interoperability to millions of toll highway customers on the East Coast of the United States and as far west as Illinois. In conjunction with this partnership, FTE is also launching the SunPass PRO, a multi-protocol transponder that can be used everywhere E-ZPass is accepted.

### **TRAFFIC COUNT PROGRAM UPGRADE**

Contract No. DR-550A

(CAS/RWL)

A Purchase Order was issued to Signal Service, Inc., West Chester, PA for the traffic counters, server and additional materials. Signal Service is a member of the Pennsylvania Department of General Services COSTARS Program (Cooperative Purchasing Contract No. 4400012659). The COSTARS Program sets the pricing for the traffic counters, auxiliary equipment, and software to be purchased.

As the Commission expanded its wide area network (WAN) to the toll supported bridges, the traffic counters were all transitioned from the cellular modems to the WAN for the transmission of data. Commission staff is working with Signal Service to transition the counters for the free direction of the Toll Bridges from cellular modems to the WAN.

# **DELAWARE RIVER JOINT TOLL BRIDGE COMMISSION**

**June 28, 2021**

## **PROJECT STATUS REPORT**

### **ELECTRONIC TOLL COLLECTION / TOLLING TASK ORDER CONSULTANT**

#### **TRAFFIC AND REVENUE FORECAST Task Order Assignment No. C-728A-1 (CAS/RWL)**

We received and are processing the final invoice for this Task Order Assignment. Upon issuing final payment to Rummel, Klepper & Kahl, LLP (RK&K) a Task Order Agreement closeout modification will be prepared for execution.

#### **ALL ELECTRONIC TOLLING STUDY UPDATE Task Order Assignment No. C-728A-2 (CAS/RWL)**

Commission Staff executed a task order agreement for Rummel, Klepper & Kahl, LLP (RK&K) to update the existing All Electronic Tolling (AET) Study, specifically the information related to the implementation of AET by other toll agencies throughout the region and any lessons learned. A draft report was submitted for Commission review.

#### **ELECTRONIC TOLL COLLECTION SYSTEM REPLACEMENT DESIGN, BUILD AND MAINTAIN Contract No. DB-540A (CAS/RWL)**

TransCore coordinated with Conduent to develop a reconciliation file interface control document (ICD) between the Commission's in-lane toll system and the NJ CSC. Testing of this file transfer is complete. Conduent is preparing for the release of this daily file transfer in the production environment.

TransCore coordinated with Conduent (NJ Customer Service Center) for the inclusion of transponders from the Florida Turnpike Enterprise (FTE) to the tag status file. As of May 28, 2021, FTE is now accepting E-ZPass, bringing interoperability to millions of toll highway customers on the East Coast of the United States and as far west as Illinois. In conjunction with this partnership, FTE is also launching the SunPass PRO, a multi-protocol transponder that can be used everywhere E-ZPass is accepted.

TransCore is coordinating with Road-Con, Inc. for the replacement of the roadway loops located within each conventional toll plaza lane and the Open Road Tolling zone as these will need to be replaced during the Delaware Water Gap Toll Bridge pavement rehabilitation project. TransCore is observing the concrete placement and saw cutting for toll lane three by Road-Con, Inc. They will then install the embedded roadway loops along with pulling the loop lead to the lane controller, terminating the loop lead and testing the lane function.

# **DELAWARE RIVER JOINT TOLL BRIDGE COMMISSION**

## **June 28, 2021 PROJECT STATUS REPORT**

Commission Staff and TransCore meet monthly to review and discuss system operational and maintenance items. A weekly call also takes place to briefly review system maintenance items for the week.

### **JOB ORDER CONTRACTING SERVICES**

#### **JOB ORDER CONTRACTING PROGRAM MANAGER**

Contract No. C-727A  
(WMC/RWL)

Gordian Group's activities included providing program management services in support of individual job orders.

### **GENERAL ENGINEERING CONSULTANT 2015-2020 ANNUAL INSPECTIONS**

C-684A  
(HDH/MEM)

As the Commission's General Engineering Consultant (GEC), Van Cleef Engineering Associates, LLC, (formerly Cherry, Weber & Associates) (VCEA) is providing Annual Inspection Services for the Toll-Supported Bridges in 2016. VCEA was provided with Notice to Proceed on March 23, 2015. On November 21, 2016, the Commission, via Resolution 3090-11-16, extended VCEA's contract to perform GEC services and inspections in 2017 & 2018. On November 19, 2018, the Commission, via Resolution 4045-10-18, extended VCEA's contract to perform GEC services and inspections in 2019 & 2020, the second and final of two 2-year optional extensions in the original contract.

The Final Draft 2019 Annual Inspection Report has been finalized and is being submitted to the Commission for acceptance at the April 2020 Commission Meeting.

A kick-off meeting was held on February 26 for the 2020 Toll-Supported Bridge (TSB) Inspections at the I-78 Toll Bridge Maintenance Garage and attended by representatives from Central and South Regional Maintenance, the Deputy Director of Maintenance, Engineering, the Deputy Executive Director of Operations and VCEA.

Inspections were scheduled to begin in late March at multiple toll-supported bridges. Due to the COVID-19 pandemic, and following guidelines from PennDOT and NJDOT, the TSB inspections due in March were pushed back into April. Inspections are scheduled to start the week of April 6, 2020. Field inspections for the Toll Supported bridges were started the week of April 6, 2020, with priority given to the bridges with a March due date. To date bridge inspections have

## **DELAWARE RIVER JOINT TOLL BRIDGE COMMISSION**

**June 28, 2021**

### **PROJECT STATUS REPORT**

been completed. Three (3) March bridges will have NBI dates that were pushed back to April (CBS, RB, UBEM), due to the Covid-19 delays and the resulting 2-week delay at the beginning of the schedule. All other bridge dates (months) have been met.

The Facility Inspections, on July 14 (Southern Region), and July 15, 2020 (Central & Northern Region), have been completed. Due to Covid-19 related issues, inspections were performed from the exterior of the facilities, unless specific issues were identified prior to the inspection by Maintenance.

Sign Retro-reflectivity Assessment scheduled for the nights of October 13 and 14, 2020.

The Draft Maintenance Report was submitted via ftp on September 25, 2020. The Draft Annual Inspection Report was submitted on October 8, 2020. Draft Annual and Draft Maintenance Reports were reviewed and comments sent back to the GEC the end of December 2020.

The GEC has submitted an electronic copy of the final report on March 3, 2021 for final review. The report was accepted by the Commissioners at the March 2021 meeting.

### **GENERAL ENGINEERING CONSULTANT 2021-2022**

#### **ANNUAL INSPECTIONS**

C-757A

(HDH/MEM)

As the Commission's General Engineering Consultant (GEC), Pickering, Corts & Summerson (PCS) is providing Annual Inspection Services for the Toll Bridges in 2021, and Toll Supported bridges in 2022. PCS was provided with Limited NTP on February 23, 2021, and Notice to Proceed on April 12, 2021. A kick-off meeting was held virtually April 9, 2021 via Microsoft Teams, and attended by representatives from Operations in all three Regions; Engineering and PCS.

As of May 26, 2021 Interim inspections have been completed at the following Toll Supported Bridges: Riverton Belvedere, Centre Bridge Stockton, Lower Trenton, Calhoun Street, Washington Crossing, New Hope Lambertville and Uhlerstown Frenchtown.

As of May 26, 2021 Regular inspections have been completed at the following Toll Bridges: Easton Phillipsburg Toll Bridge (Route 22), Broad Street Viaduct (approach structure to the EPTB), I-78 Toll Bridges (East & Westbound), Delaware Water Gap toll Bridges (East & Westbound). In addition, sign structures and retaining walls associated with the DWGTB and the EPTB have been inspected.



# **DELAWARE RIVER JOINT TOLL BRIDGE COMMISSION**

**June 28, 2021**

## **PROJECT STATUS REPORT**

### **UNDERWATER INSPECTION**

#### **CENTRAL AND NORTHERN REGIONS 2021**

**C-750A-2**

**(HDH/MEM)**

This project will provide underwater inspection services at all of the Commission's main river bridges in Central and Northern Regions. National bridge inspection standards (NBIS), require regular underwater inspections at intervals not to exceed 60 months. The Commission last performed underwater inspections on all of its bridges in 2016, with the exception of the Scudders Falls Toll bridge, located in the southern region, which will be an initial evaluation. The inspections for the Central and Northern regions were performed in August and September of 2016.

On Wednesday, May 26, 2021, a Kick-Off meeting was held via Microsoft Teams with personnel from WSP and its subconsultant PCS. Underwater inspections are estimated to start the end of July 2021.

### **2015-2016 TRAFFIC ENGINEERING CONSULTANT**

**Contract No. C-686A**

**(CAS/RWL)**

Upon processing the final invoice for this agreement, Commission Staff will prepare a consultant agreement closeout modification for execution.

# **DELAWARE RIVER JOINT TOLL BRIDGE COMMISSION**

**Meeting of June 28, 2021**

## **OPERATIONS**

The following Pages reflect the reports on those items assigned to the Operations Department. Each item is reported separately and page numbered accordingly.

**DELAWARE RIVER JOINT TOLL BRIDGE COMMISSION**  
**Meeting of June 28, 2021**

**OPERATIONS INDEX**  
**FOR**  
**PUBLIC SAFETY & BRIDGE SECURITY**

<b>SUBJECT</b>	<b>DESCRIPTION</b>	<b>PAGE NUMBER</b>
Public Safety & Bridge Security	Status Reports Month of May 2021	1-22

**DELAWARE RIVER JOINT TOLL BRIDGE COMMISSION**  
**Meeting of June 28, 2021**

**PUBLIC SAFETY AND BRIDGE SECURITY**  
**Month of May 2021**

The below-listed items represent meetings, communications, tasks, and projects involving the Public Safety and Bridge Security Department:

**Radio System**

- Public Safety and Bridge Security (PSBS) personnel alone, and in conjunction with the New Jersey State Police investigated various DRJTBC radio issues during the Month of May 2021.
- During the month of May the New Jersey State Police upgraded various component of the Stockton Radio Tower to enhance radio communications.
- PSBS personnel continue to work with the Regions and IT to update the Maximo radio inventory database.

**Access Control System**

- During the month of May 2021, the ACS database was audited and pictures were updated for employees and contractor cards with the approved holographic image.
- Various other employee ACS rights were updated and/or changed at the request of supervisors.
- Various door alarms and ACS issues were addressed.

**Public Safety & Bridge Security**

- During the Month of May, PSBS continued to social distance the Primary & Secondary Control Center (PCC, SCC) staff by utilizing the SCC at NHL Toll Bridge.
- During the Month of May, PSBS continued to social distance staff by using the Upper Black Eddy-Milford (UBE) Toll Supported Bridge to house Central Region AC's and the Scudder Falls Toll Bridge for Southern Region AC's.
- During the month of May, PSBS continued to update and implement the Alternate Work Procedures for the COVID-19 pandemic.
- During the month of May, PSBS personnel continued work with Schneider Electric on various new capital projects, MM camera upgrade and proposed SCC enhancements.

**DELAWARE RIVER JOINT TOLL BRIDGE COMMISSION**  
**Meeting of June 28, 2021**

**PUBLIC SAFETY AND BRIDGE SECURITY**  
**Month of May 2021**

- PSBS personnel reviewed and purged the ESS video storage database that contains copies of videos requested by DRJTBC personnel and outside agencies.
- The PSBS PCC and SCC continues to operate 24/7 and detected, documented, and assisted the Regional bridges with various emergencies, traffic, and security related incidents.
- During the month of May, PSBS personnel worked with several police departments and DRJTBC personnel on various inquiries and investigations. As a result, PSBS personnel investigated and processed thirty-four video requests. Please see the attached “ESS Request Video Report” for a summary of information on each request.
- During the month of May, PSBS continued work with Signal Services Inc. to install an oversized vehicle detection laser system at Riverton-Belvidere. The design for a similar system at the Lower Trenton Toll Supported Bridge is also ongoing.

Miscellaneous

- During May, PSBS staff attended two Operations Meetings.
- During May, PSBS attended a Teams Meeting with Engineering for the I-78 Electronic Security and Surveillance (ESS) Power and Communication Infrastructure Design project which will do away with the current unreliable wireless camera system and replace it with a fiber backbone.
- During May, PSBS attended a Teams Meeting with Engineering and the Executive Director for the Southern Operations & Maintenance Facilities - Primary Control Center Project.
- In May, PSBS Staff participated in Bi-weekly COVID-19 Task Force conference call to discuss COP-E plan updates and other matters that pertain to the ongoing pandemic.
- In May, PSBS Staff attended the PSBS Coronavirus Staff Meeting. Meetings took place each Monday in May.
- During May, PSBS Staff attended meetings with Motorola regarding the radio systems for the SCC, PCC, Computer Aided Dispatch System (CAD) and the Carousel integrated telephone system.

# ESS Request Video

Report Run Date: 5/31/2021

Report Month: 5/1/2021- 5/31/2021

ID	Request Date	Request_Agency	Requestor	Location	Incident Type	DRJTBC Requestor
2772	5/2/21	DRJTBC	Steve Mongiovi	TM	Other	Stephen Mongiovi
2773	5/3/21	DRJTBC	Steve Mongiovi	TM	Other	Stephen Mongiovi
2774	5/3/21	DRJTBC	M. Leary Jr	TM	Motor Vehicle Accident	Mark Leary Jr
2776	5/5/21	Falls Township Police	DSGT. Michael Callahan	Calhoun St.	Police Investigation	Matt Skrebel
2777	5/6/21	Morrisville Police Department	Ofc. John Aspromonti	Calhoun St.	Hit & Run MVA	Matt Skrebel
2778	5/6/21	Drjtbc	M.WAHL	I78	Motor Vehicle Accident	Michael Wahl
2779	5/7/21	DRJTBC	Nicholas Knechel	Scudder Falls	Motor Vehicle Accident	Nicholas Knechel
2780	5/7/21	DRJTBC	Joseph Trinian	MM	Other	Joseph Trinian
2781	5/8/21	DRJTBC	Nicholas Knechel	Lower Trenton	Fire	Nicholas Knechel
2782	5/8/21	DRJTBC	Joseph Trinian	I78	Fire	Joseph Trinian
2783	5/8/21	DRJTBC	Joseph Trinian	Northampton	Pedestrian Accident	Joseph Trinian
2784	5/10/21	NJSP Real Time Crime Central Unit	Det. Thomas L. Martin #7772	TM	Police Investigation	Matt Skrebel
2785	5/10/21	DRJTBC	Steve Mongiovi	TM	Motor Vehicle Accident	Stephen Mongiovi
2786	5/11/21	DRJTBC	Matt Skrebel	Lower Trenton	Motor Vehicle Accident	Matt Skrebel
2787	5/11/21	Solebury PD	Det John Koretzky	NHL	Police Chase	Kevin Clark
2788	5/14/21	Warren County Prosecutors	Det Sgt Scott Imboden	Northampton	Stolen Vehicle	Kevin Clark
2789	5/17/21	DRJTBC	Nicholas Knechel	I78	Motor Vehicle Accident	Nicholas Knechel
2790	5/19/21	Phillipsburg PD	Ptl. Justin Koeller#312	EP	Police Investigation	Joseph Trinian
2791	5/19/21	Morrisville Police	Corporal Chris McIntyre	Lower Trenton	Police Investigation	Ariel Leon
2792	5/19/21	DRJTBC	Jim Montgomery	NHL-TS	Commission Damage	James Montgomery
2793	5/19/21	DRJTBC	Steve Mongiovi	Uhlerstown-French town	Police Investigation	Stephen Mongiovi
2794	5/20/21	DRJTBC	Jim Montgomery	TM	Commission Damage	James Montgomery
2795	5/20/21	DRJTBC	A. León	TM	Motor Vehicle Accident	Ariel Leon
2796	5/20/21	DRJTBC	Jim Montgomery	TM	Motor Vehicle Accident	James Montgomery

## ESS Request Video

Report Run Date: 5/31/2021

Report Month: 5/1/2021- 5/31/2021

ID	Request Date	Request_Agency	Requestor	Location	Incident Type	DRJTBC Requestor
2797	5/21/21	DRJTBC	Nicholas Knechel	NHL	Hit & Run MVA	Nicholas Knechel
2798	5/21/21	DRJTBC	M PISCIOOTTO	TM	Motor Vehicle Accident	Matthew Pisciotto
2800	5/25/21	Drjtbc	M. Wahl	TM	Motor Vehicle Accident	Michael Wahl
2801	5/26/21	DRJTBC	Matt Skrebel	DWG	Police Chase	Matt Skrebel
2802	5/26/21	DRJTBC	M. Leary Jr	Scudder Falls	Motor Vehicle Accident	Mark Leary Jr
2803	5/27/21	PSP	Sgt. Steven Stigiano	I78	Motor Vehicle Accident	Matt Skrebel
2804	5/27/21	DRJTBC	Nicholas Knechel	Calhoun St.	Motor Vehicle Accident	Nicholas Knechel
2805	5/27/21	DRJTBC	Matt Skrebel	I78	Motor Vehicle Accident	Matt Skrebel
2806	5/28/21	DRJTBC	Matt Skrebel	TM	Motor Vehicle Accident	Matt Skrebel
2807	5/31/21	DRJTBC	K. Raike	Lower Trenton	Motor Vehicle Accident	Kevin Raike

Total for Month: 34

## April 2021

Bridges	N/R Accidents		Traffic Accidents		Motorist Assists		Other	
	NJ	PA	NJ	PA	NJ	PA	NJ	PA
Milford-Montague 40	0	0	0	0	0	0	2	0
Delaware Water Gap 41	0	0	1	0	8	0	16	0
Portland Pedestrian 42	0	0	0	0	0	0	0	0
Portland – Columbia 43	0	0	0	0	0	0	0	0
Riverton – Belvidere 44	0	0	0	0	0	0	5	0
Rt 22 EP 45	0	0	0	0	1	0	86	0
Northampton St 46	0	0	1	0	0	0	6	0
I-78 47	0	1	1	0	18	10	123	0
Riegelsville 48	0	0	0	0	0	0	0	0
Upper Black Eddy Milford 49	0	0	0	0	0	0	3	0
Uhlerstown Frenchtown 50	0	0	0	0	0	0	6	0
Lumberville Raven Rock 51	0	0	0	0	0	0	0	0
Centre Bridge Stockton 52	0	0	0	0	0	0	13	0
New Hope Lambertville Toll 53	0	0	0	0	2	0	50	0
New Hope Lambertville 54	0	0	1	0	2	0	19	0
Washington Crossing 55	0	0	0	0	0	0	3	0
Scudder Falls 56	0	0	1	0	0	1	3	0
Calhoun St 57	0	0	1	0	0	0	1	0
Lower Trenton 58	0	0	0	1	0	0	0	0
Morrisville Trenton 59	0	0	0	1	3	1	0	0

	Citations	Warnings	Security Checks
New Jersey State Police	182	133	703
Pennsylvania State Police	50	52	875



**DELAWARE RIVER JOINT TOLL BRIDGE COMMISSION**

**MONTHLY ACTIVITY SERVICES RENDERED REPORT**

BRIDGE Riverton-Belvidere

MONTH May

YEAR 2021

ACTIVITY/SERVICE	WEEK OF 1-May	WEEK OF 8-May	WEEK OF 15-May	WEEK OF 22-May	WEEK OF 29-May	TOTAL
Hours Worked	168	168	168	168	168	840
Patrols	84	84	79	77	84	408
Overweight Crossings	4	1	1	1	0	7
Overweights Refused	15	14	20	18	17	84
Pass Through	5	0	5	0	4	14
Disabled Vehicles	0	0	0	0	0	0
Accidents	0	0	0	0	0	0
State / Local Police Requested	16	5	6	7	5	39
Fire Dept. Requested	0	0	0	0	0	0
EMS/ First Aid Requests	0	0	0	0	0	0
Traffic Control	11	7	14	17	12	61
Jumpers/Code 100	0	0	0	0	0	0
Public Interactions	42	31	25	28	30	156
Bicycle Warnings	0	0	2	0	1	3
Other	6	7	6	3	2	24

**NOTES:**

--

**DELAWARE RIVER JOINT TOLL BRIDGE COMMISSION**

**MONTHLY ACTIVITY SERVICES RENDERED REPORT**

BRIDGE Northampton Street

MONTH May

YEAR 2021

ACTIVITY/SERVICE	WEEK OF 1-May	WEEK OF 8-May	WEEK OF 15-May	WEEK OF 22-May	WEEK OF 29-May	TOTAL
Hours Worked	336	336	336	336	336	1680
Patrols	168	168	168	168	168	840
Overweight Crossings	1	0	0	2	1	4
Overweights Refused	119	120	110	115	73	537
Pass Through	3	0	0	1	0	4
Disabled Vehicles	2	0	1	0	0	3
Accidents	1	0	0	1	0	2
State / Local Police Requested	3	1	0	2	1	7
Fire Dept. Requested	0	0	0	0	0	0
EMS/ First Aid Requests	0	1	1	0	0	2
Traffic Control	25	21	21	38	20	125
Jumpers/Code 100	0	0	0	0	0	0
Public Interactions	207	212	180	205	195	999
Bicycle Warnings	9	4	7	10	5	35
Other	11	10	5	11	5	42

**NOTES:**

--

## DELAWARE RIVER JOINT TOLL BRIDGE COMMISSION

## MONTHLY ACTIVITY SERVICES RENDERED REPORT

BRIDGE RiegelsvilleMONTH MayYEAR 2021

ACTIVITY/SERVICE	WEEK OF 1-May	WEEK OF 8-May	WEEK OF 15-May	WEEK OF 22-May	WEEK OF 29-May	TOTAL
Hours Worked	336	336	336	336	336	1680
Patrols	168	168	168	168	168	840
Overweight Crossings	1	0	0	0	0	1
Overweights Refused	29	36	33	37	30	165
Pass Through	0	1	1	1	1	4
Disabled Vehicles	0	0	0	0	0	0
Accidents	0	0	0	0	0	0
State / Local Police Requested	4	0	1	0	2	7
Fire Dept. Requested	0	0	0	0	0	0
EMS/ First Aid Requests	0	0	0	0	0	0
Traffic Control	6	2	1	8	3	20
Jumpers/Code 100	0	0	0	0	0	0
Public Interactions	93	61	39	64	60	317
Bicycle Warnings	1	0	1	0	0	2
Other	1	0	1	0	2	4

**NOTES:**

--

**DELAWARE RIVER JOINT TOLL BRIDGE COMMISSION**

**MONTHLY ACTIVITY SERVICES RENDERED REPORT**

BRIDGE Upper Black Eddy-Milford

MONTH May

YEAR 2021

ACTIVITY/SERVICE	WEEK OF 1-May	WEEK OF 8-May	WEEK OF 15-May	WEEK OF 22-May	WEEK OF 29-May	TOTAL
Hours Worked	0	0	4	0	12	16
Patrols	0	0	2	0	6	8
Overweight Crossings	0	0	0	0	0	0
Overweights Refused	0	0	0	0	0	0
Pass Through	0	0	0	0	0	0
Disabled Vehicles	0	0	0	0	0	0
Accidents	0	0	0	0	0	0
State / Local Police Requested	0	0	0	0	0	0
Fire Dept. Requested	0	0	0	0	0	0
EMS/ First Aid Requests	0	0	0	0	0	0
Traffic Control	0	0	0	0	0	0
Jumpers/Code 100	0	0	0	0	0	0
Public Interactions	0	0	0	0	0	0
Bicycle Warnings	0	0	0	0	0	0
Other	0	0	0	0	0	0

## DELAWARE RIVER JOINT TOLL BRIDGE COMMISSION

## MONTHLY ACTIVITY SERVICES RENDERED REPORT

BRIDGE Uhlerstown-FrenchtownMONTH MayYEAR 2021

ACTIVITY/SERVICE	WEEK OF 1-May	WEEK OF 8-May	WEEK OF 15-May	WEEK OF 22-May	WEEK OF 29-May	TOTAL
Hours Worked	8	34	28	64	36	170
Patrols	5	17	14	32	18	86
Overweight Crossings	0	0	0	1	1	2
Overweights Refused	7	13	9	45	22	96
Pass Through	7	4	0	18	6	35
Disabled Vehicles	7	0	0	0	0	7
Accidents	7	0	0	0	0	7
State / Local Police Requested	7	0	0	1	1	9
Fire Dept. Requested	7	0	0	0	0	7
EMS/ First Aid Requests	7	0	0	0	0	7
Traffic Control	2	1	0	0	0	3
Jumpers/Code 100	0	0	0	0	0	0
Public Interactions	15	21	18	21	20	95
Bicycle Warnings	0	8	0	5	3	16
Other	2	1	2	1	2	8

## NOTES:

--

**DELAWARE RIVER JOINT TOLL BRIDGE COMMISSION**

**MONTHLY ACTIVITY SERVICES RENDERED REPORT**

BRIDGE Portland-Columbia Pedestrian

MONTH May

YEAR 2021

ACTIVITY/SERVICE	WEEK OF 1-May	WEEK OF 8-May	WEEK OF 15-May	WEEK OF 22-May	WEEK OF 29-May	TOTAL
Hours Worked	0	0	0	0	0	0
Patrols	14	14	14	14	14	70
Overweight Crossings	0	0	0	0	0	0
Overweights Refused	0	0	0	0	0	0
Pass Through	0	0	0	0	0	0
Disabled Vehicles	0	0	0	0	0	0
Accidents	0	0	0	0	0	0
State / Local Police Requested	0	0	0	0	0	0
Fire Dept. Requested	0	0	0	0	0	0
EMS/ First Aid Requests	0	0	0	0	0	0
Traffic Control	0	0	0	0	0	0
Jumpers/Code 100	0	0	0	0	0	0
Public Interactions	0	0	0	0	0	0
Bicycle Warnings	0	0	0	0	0	0
Other	0	0	0	0	0	0

**NOTES:**

## DELAWARE RIVER JOINT TOLL BRIDGE COMMISSION

MONTHLY ACTIVITY SERVICES RENDERED REPORTBRIDGE Centre-Bridge StocktonMONTH MayYEAR 2021

ACTIVITY/SERVICE	WEEK OF 8-May	WEEK OF 15-May	WEEK OF 22-May	WEEK OF 31-May	TOTAL
Hours Worked	192	168	168	168	696
Patrols	89	78	80	79	326
Overweight Crossings	2	2	1	2	7
Overweights Refused	26	22	25	21	94
Pass Through	3	3	5	6	17
Disabled Vehicles	0	0	0	0	0
Accidents	0	0	0	0	0
Police Requests	2	2	1	2	7
Fire Dept. Requests	0	0	0	0	0
EMS / First Aid Requests	0	0	0	0	0
Traffic Control	29	25	30	27	111
Jumpers / Code 100	0	0	0	0	0
Public Interactions	68	52	66	60	246
Bicycle Warnings	7	13	20	17	57
Other	0	0	0	0	0
<b>NOTES:</b>					

## DELAWARE RIVER JOINT TOLL BRIDGE COMMISSION

MONTHLY ACTIVITY SERVICES RENDERED REPORTBRIDGE New Hope - LambertvilleMONTH MayYEAR 2021

ACTIVITY/SERVICE	WEEK OF 8-May	WEEK OF 15-May	WEEK OF 22-May	WEEK OF 31-May	TOTAL
Hours Worked	328	300	312	296	1236
Patrols	137	142	150	122	551
Overweight Crossings	0	0	0	0	0
Overweights Refused	23	21	27	20	91
Pass Through	2	1	2	3	8
Disabled Vehicles	0	0	0	0	0
Accidents	0	0	1	0	1
Police Requests	0	0	1	0	1
Fire Dept. Requests	0	0	0	0	0
EMS / First Aid Requests	0	0	0	0	0
Traffic Control	20	17	24	22	83
Jumpers / Code 100	0	0	0	0	0
Public Interactions	161	123	127	118	529
Bicycle Warnings	43	24	32	27	126
Other	0	0	0	0	0

**NOTES:**



## DELAWARE RIVER JOINT TOLL BRIDGE COMMISSION

MONTHLY ACTIVITY SERVICES RENDERED REPORTBRIDGE Washington CrossingMONTH MayYEAR 2021

ACTIVITY/SERVICE	WEEK OF 8-May	WEEK OF 15-May	WEEK OF 22-May	WEEK OF 31-May	TOTAL
Hours Worked	192	168	168	168	696
Patrols	90	80	80	82	332
Overweight Crossings	1	1	1	0	3
Overweights Refused	34	36	33	27	130
Pass Through	7	3	2	2	14
Disabled Vehicles	0	0	0	1	1
Accidents	0	0	0	0	0
Police Requests	1	1	1	0	3
Fire Dept. Requests	0	0	0	0	0
EMS / First Aid Requests	0	0	0	0	0
Traffic Control	41	39	35	29	144
Jumpers / Code 100	0	0	0	0	0
Public Interactions	86	77	61	68	292
Bicycle Warnings	3	17	10	9	39
Other	0	0	0	0	0

NOTES:

## DELAWARE RIVER JOINT TOLL BRIDGE COMMISSION

## MONTHLY ACTIVITY SERVICES RENDERED REPORT

BRIDGE Calhoun StreetMONTH MayYEAR 2021

ACTIVITY/SERVICE	WEEK OF 8-May	WEEK OF 15-May	WEEK OF 22-May	WEEK OF 31-May	TOTAL
Hours Worked	360	328	304	312	1304
Patrols	166	155	138	142	601
Overweight Crossings	0	0	0	0	0
Overweights Refused	23	19	19	14	75
Pass Through	0	0	0	0	0
Disabled Vehicles	0	0	0	0	0
Accidents	0	0	0	0	0
Police Requests	0	0	0	0	0
Fire Dept. Requests	0	0	0	0	0
EMS / First Aid Requests	0	0	0	0	0
Traffic Control	17	12	15	11	55
Jumpers / Code 100	0	0	0	0	0
Public Interactions	66	61	65	57	249
Bicycle Warnings	7	3	6	6	22
Other	0	0	0	0	0

**NOTES:**

## DELAWARE RIVER JOINT TOLL BRIDGE COMMISSION

MONTHLY ACTIVITY SERVICES RENDERED REPORTBRIDGE Lower TrentonMONTH MayYEAR 2021

ACTIVITY/SERVICE	WEEK OF 8-May	WEEK OF 15-May	WEEK OF 22-May	WEEK OF 31-May	TOTAL
Hours Worked	8	48	32	32	120
Patrols	5	3	0	1	9
Overweight Crossings	0	0	0	0	0
Overweights Refused	15	22	26	22	85
Pass Through	4	7	10	5	26
Disabled Vehicles	0	0	0	0	0
Accidents	0	0	0	0	0
Police Requests	2	2	0	1	5
Fire Dept. Requests	0	0	0	0	0
EMS / First Aid Requests	0	0	0	0	0
Traffic Control	19	29	36	27	111
Jumpers / Code 100	0	0	0	0	0
Public Interactions	0	0	0	0	0
Bicycle Warnings	0	0	0	0	0
Other	0	0	0	0	0

NOTES:

## DELAWARE RIVER JOINT TOLL BRIDGE COMMISSION

MONTHLY ACTIVITY SERVICES RENDERED REPORTBRIDGE Lumberville - Raven RockMONTH MayYEAR 2021

ACTIVITY/SERVICE	WEEK OF 8-May	WEEK OF 15-May	WEEK OF 22-May	WEEK OF 31-May	TOTAL
Hours Worked	9	13	13	11	46
Patrols	0	0	0	0	0
Overweight Crossings	0	0	0	0	0
Overweights Refused	0	0	0	0	0
Pass Through	0	0	0	0	0
Disabled Vehicles	0	0	0	0	0
Accidents	0	0	0	0	0
Police Requests	0	0	0	0	0
Fire Dept. Requests	0	0	0	0	0
EMS / First Aid Requests	0	0	0	0	0
Traffic Control	0	0	0	0	0
Jumpers / Code 100	0	0	0	0	0
Public Interactions	0	0	0	0	0
Bicycle Warnings	0	0	0	0	0
Other	0	0	0	0	0
<b>NOTES:</b>					

# May 2021 Overweight Crossings-Central Region

5/31/2020

Bridge	Total Turnarounds	Total Overweights	Total Manned	Total Unmanned	NJSP Response	Summons Issued	Warnings Issued	PSP Response	Citations Issued	Warnings Issued2	Local Police Response	No Response Requested
Riverton-Belvidere	84	7	2	5	5	4	3	1	1	0	0	1
Northampton St.	537	4	4	0	4	4	0	0	0	0	0	0
Riegelsville	165	1	1	0	0	0	0	1	1	0	0	0
Uhlerstown - Frenchtown	96	2	0	2	2	2	0	0	0	0	0	0
<b>May Totals</b>	<b>882</b>	<b>14</b>	<b>7</b>	<b>7</b>	<b>11</b>	<b>10</b>	<b>3</b>	<b>2</b>	<b>2</b>	<b>0</b>	<b>0</b>	<b>1</b>
Bridge	Total Turnarounds	Total Overweights	Total Manned	Total Unmanned	NJSP Response	Summons Issued	Warnings Issued	PSP Response	Citations Issued	Warnings Issued	Local Police Response	No Response Requested
Riverton-Belvidere	380	15	5	10	10	6	6	1	1	0	0	3
Northampton St.	2376	12	12	0	9	6	3	2	0	2	0	1
Riegelsville	663	2	2	0	1	0	0	1	1	0	0	0
Uhlerstown - Frenchtown	191	6	0	6	6	5	1	0	0	0	0	0
<b>Year to Date Totals</b>	<b>3610</b>	<b>35</b>	<b>19</b>	<b>16</b>	<b>26</b>	<b>17</b>	<b>10</b>	<b>4</b>	<b>2</b>	<b>2</b>	<b>0</b>	<b>4</b>

# May 2021 Overweight Crossings-Southern Region

5/31/2021

Bridge	Total Turnarounds	Total Overweights	Total Manned	Total Unmanned	NJSP Response	Summons Issued	Warnings Issued	PSP Response	Citations Issued	Warnings Issued2	Local Police Response	No Response Requested
Lower Trenton	82	9	0	9	0	0	0	9	5	4	0	0
Calhoun Street	75	0	0	0	0	0	0	0	0	0	0	0
Washington Crossing	130	3	1	2	2	2	0	1	1	0	0	0
New Hope Lambertville	91	0	0	0	0	0	0	0	0	0	0	0
Centre Bridge Stockton	94	7	0	7	7	6	1	0	0	0	0	0
<b>May Totals</b>	<b>472</b>	<b>19</b>	<b>1</b>	<b>18</b>	<b>9</b>	<b>8</b>	<b>1</b>	<b>10</b>	<b>6</b>	<b>4</b>	<b>0</b>	<b>0</b>
Bridge	Total Turnarounds	Total Overweights	Total Manned	Total Unmanned	NJSP Response	Summons Issued	Warnings Issued	PSP Response	Citations Issued	Warnings Issued	Local Police Response	No Response Requested
Lower Trenton	257	244	0	244	2	1	1	242	101	141	0	0
Calhoun Street	326	15	9	6	5	3	2	10	4	6	0	0
Washington Crossing	670	10	3	7	7	6	1	3	2	1	0	0
New Hope Lambertville	401	7	7	0	2	1	1	5	3	2	0	0
Centre Bridge Stockton	358	28	0	28	27	24	3	0	0	0	0	1
<b>Year to Date Totals</b>	<b>2012</b>	<b>304</b>	<b>19</b>	<b>285</b>	<b>43</b>	<b>35</b>	<b>8</b>	<b>260</b>	<b>110</b>	<b>150</b>	<b>0</b>	<b>1</b>



## SR/CR May 2021 YTD Overweight Turnarounds/Crossings Report

Southern Region Bridge	Total Turnarounds	NJ Side Turnarounds	PA Side Turnarounds	Total Overweights
Lower Trenton	82	77	5	9
Calhoun Street	75	34	41	0
Washington Crossing	130	123	7	3
New Hope Lambertville	91	72	19	0
Centre Bridge Stockton	94	82	12	7
<b>YTD SR Totals</b>	<b>472</b>	<b>388</b>	<b>84</b>	<b>19</b>
Central Region Bridge	Total Turnarounds	NJ Side Turnarounds	PA Side Turnarounds	Total Overweights
Riverton-Belvidere	84	81	3	7
Northampton St.	537	475	62	4
Riegelsville	165	112	53	2
Uhlerstown - Frenchtown	96	90	6	1
<b>YTD CR Totals</b>	<b>882</b>	<b>758</b>	<b>124</b>	<b>14</b>
Southern/Central Region Bridges	Total Turnarounds	Total Turnarounds NJ Side	Total Turnarounds PA Side	Total Overweights
<b>January YTD SR/CR Totals</b>	<b>5586</b>	<b>4738</b>	<b>846</b>	<b>343</b>

## AC Monthly Activity Report

May 2021

Location	Bridge Checks	Overweights	Accidents	Jumpers	Disabled Vehicles	Medical Emergencies
Lower Trenton	114	9	2	0	1	0
Calhoun Street	164	0	1	0	3	0
Scudder Falls	326	0	2	0	17	0
Washington Crossing	98	3	0	0	0	0
New Hope	100	0	1	0	1	0
Lambertville	74	7	0	0	0	0
Centre Bridge	46	0	0	0	0	0
Stockton	89	1	0	0	1	0
Lumberville	116	0	1	0	0	0
RavenRock	153	2	0	0	0	0
Uhlersown	215	4	0	0	0	2
Frenchtown	104	7	0	0	0	0
Upper Black Eddy	50	0	0	0	0	0
Milford						
Riegelsville						
Northampton St.						
Riverton						
Belvidere						
Portland Columbia						
Totals	1649	33	7	0	23	2

## Yearly Totals

Location	Bridge Checks	Overweights	Accidents	Jumpers	Disabled Vehicles	Medical Emergencies
Lower Trenton	614	244	3	1	7	0
Calhoun Street	680	89	8	0	9	0
Scudder Falls	1659	0	13	0	56	0
Washington Crossing	422	10	5	0	0	1
New Hope	400	7	2	0	1	0
Lambertville	329	27	1	0	0	0
Centre Bridge	203	0	0	0	0	0
Stockton						
Lumberville						
RavenRock						



Location	Bridge Checks	Overweights	Accidents	Jumpers	Disabled Vehicles	Medical Emergencies
Uhlersown	478	5	0	0	1	0
Frenchtown						
Upper Black Eddy	570	0	1	0	0	1
Millford						
Riegelsville	718	3	0	0	0	0
Northampton St.	1029	14	6	0	0	3
Riverton						
Belvidere	482	15	0	0	0	0
Portland Columbia	230	0	1	0	0	0
Totals	7814	414	40	1	74	5

**DELAWARE RIVER JOINT TOLL BRIDGE COMMISSION**

**Meeting of June 28, 2021**

**Operations Report Index**

**Maintenance and Toll Operations**

<b>SUBJECT</b>	<b>DESCRIPTION</b>	<b>PAGE NUMBER</b>
Maintenance and Toll	Status report Month of May 2021	1-8

**DELAWARE RIVER JOINT TOLL BRIDGE COMMISSION**  
**Meeting of June 28, 2021**

**MAINTENANCE AND TOLL OPERATIONS**  
**MONTH OF MAY 2021**

- Participated in COVID-19 Task Force conference call to discuss COP-E plan, PPE protocols, inventory, usage and other matters that pertain to the ongoing Covid-19 pandemic.
- Participated in T-719A, Delaware Water Gap Toll Bridge Facility Westbound Toll Plaza Roadway and NJ Approach Repairs, Bi-weekly Schedule & Progress Meeting.
- Participated in weekly conference call with Toll Lieutenants to discuss employee staffing, banking procedures and maintenance projects.
- Participated in monthly Toll Sergeant's meetings to discuss ADP, vacation scheduling and PPE.
- Participated in conference call with Regional Maintenance Supervisors to discuss permanent toll rate adjustment signage for toll booths.
- Participated in Operations Department Teams meeting to discuss items of interest from Toll, Maintenance, PSBS and Training departments.
- Senior Director reviewed and approved request for Memorial Day wreath ceremony at the Northampton St. Toll supported Bridge.
- Senior Director provided draft plan and job description for pay increase for Part-Time Toll Collectors to Executive Director.
- Senior Director reviewed and approved disciplinary action for numerous toll employees.
- Senior Director provided weekly Personal Protective Equipment (PPE) gloves, masks, etc. usage report to the First Senior Director of Operations and COVID-19 task force.
- Senior Director prepared monthly Maintenance and Toll reports for the May 2021 staff agenda meeting.

**DELAWARE RIVER JOINT TOLL BRIDGE COMMISSION**  
**Meeting of June 28, 2021**

- Senior Director prepared and forwarded report of Use of Commission Facilities for the month of May 2021 to the First Senior Director of Operations.

**Maintenance Operations**

- Director of Maintenance moderated weekly conference call with Regional Maintenance Supervisors to discuss ongoing projects and vehicle and equipment repairs.
- Director of Maintenance ordered toll rate roadway signs and scheduled delivery, pickup and installation.
- Director of Maintenance provided Senior Director with monthly reports of activities completed for the month of May from Regional Maintenance Supervisors.
- Trenton Morrisville maintenance crews painted the metal access plates on the Calhoun St. Toll supported bridge.
- Trenton Morrisville maintenance crews began landscaping project at Scudders Falls Administration Building.
- Trenton Morrisville maintenance crews continue regular cleaning of Southern Region Toll Supported Bridge shelters and Administration building.
- Trenton Morrisville maintenance crews repaired and patched potholes on roadways within Commission jurisdiction.
- New Hope Maintenance crews removed old mulch and dirt from center islands and installed new Daylilies.
- New Hope maintenance crews repaired broken screens at Washington Crossings Toll Supported Bridge shelter.
- New Hope Maintenance crews cleaned dead trees off pier at Centre Bridge Stockton Toll Supported Bridge.
- New Hope maintenance crews degreased toll lanes and washed toll booths at New Hope Toll Plaza.
- I-78 Maintenance crews continued landscape Capital Project by installing shrubs, perennial flowers in various locations in the Welcome center area.

**DELAWARE RIVER JOINT TOLL BRIDGE COMMISSION**  
**Meeting of June 28, 2021**

- I-78 Maintenance crews continue regular cleaning of the I-78 Toll Administration Building and Maintenance Garage buildings.
- I-78 Maintenance crews assisted General Inspection Contractor with I-78 overpass inspection.
- I-78 maintenance crews repaired and patched potholes on roadways within Commission jurisdiction.
- Easton Phillipsburg Maintenance crews replaced broken light fixture at Riegelsville Toll Supported Bridge.
- Easton Phillipsburg Maintenance crews assisted General Engineering Contractor with lane closure during bridge inspection.
- Easton Phillipsburg Maintenance crews continue regular cleaning of the Easton Phillipsburg administration building and Central Region toll supported bridge shelters.
- Easton Phillipsburg maintenance crews repaired broken light fixture on route 611 and Snyder St.
- Portland-Columbia Maintenance crews assisted General Engineering Contractor with lane closure during bridge inspection.
- Portland-Columbia maintenance crews continue regular cleaning of all areas of the Portland Columbia facility.
- Portland-Columbia maintenance crews removed dead trees and branches from PC pedestrian bridge.
- Portland-Columbia maintenance crews filled cracks and patched holes on the PC pedestrian bridge deck.
- Delaware Water Gap Maintenance crews waxed all floors in administration building.
- Delaware Water Gap maintenance crews trimmed trees away from light poles on I-8 westbound roadway.
- Delaware Water Gap maintenance crews saw cut and patched spalls on DWG bridge deck eastbound.

**DELAWARE RIVER JOINT TOLL BRIDGE COMMISSION**  
**Meeting of June 28, 2021**

- Delaware Water Gap maintenance crews assisted Transcore with performing preventative maintenance of equipment on toll plaza.
- Milford-Montague maintenance crew's power washed exterior of overhead garage doors.
- Milford-Montague maintenance crews replaced water main shut off valve to the office side of the administration building.
- Milford-Montague maintenance crews continue regular cleaning of the Milford-Montague facility.
- Milford-Montague maintenance crews cleaned bridge deck expansion joints, finger joint drainage trough, and NJ bridge abutment.
- Milford-Montague maintenance crews cleaned and repaired all landscape beds for installation of mulch and flowers.

**Toll Operations**

- Director of Tolls participated in Delaware Water Gap roadway approach bi-weekly progress meeting.
- Director of Tolls prepared and forwarded weekly toll cash deposits and cash transaction reports.
- Director of Tolls provided weekly report on daily cash pickups by armored car service.
- Director held monthly Sergeants conference call meeting to provide updates and discuss.
  - Toll Adjustment – reviewed new rate chart and guidelines
  - DWG toll plaza repairs
  - Toll Collector tour funds
  - Staffing – Lieutenant and Corporal promotions
  - ADP
- Director of Toll and Deputy Director of Toll monitored payroll and addressed any ADP or Portal issues.
- Director of Tolls held weekly Toll Lieutenants conference call meetings to discuss staffing and toll rate adjustment.

**DELAWARE RIVER JOINT TOLL BRIDGE COMMISSION**  
**Meeting of June 28, 2021**

- Director of Toll and Deputy Director of Toll continue to review monthly variance reports and implemented changes to reduce variances.
- Director of Toll participated in Transcore weekly conference calls to discuss toll system issues and updates.

**Fleet Department**

- Four Mack Chassis have been retrofitted at Transedge and are at Trius for up fitting.
- Purchase order finalized for eight Mack trucks.
- Eight Trafcon flip up signs for F250 delivered to New Hope Lambertville facility.
- Purchase order for Easton Phillipsburg equipment trailer issued.
- Quote for 2014 Mack retrofit for crash attenuator submitted.
- Two new Ford Interceptor Patrol Vehicle received from Chapman.
- Purchasing processing the procurement of Bendpak Vehicle Lift for MM facility.

**Vehicle and Equipment Repairs**

- NHL- Message board charge box replaced.
- DWG-F250 tire replaced.
- MM – 2002 JCB backhoe replaced wiper motor and radiator hose.
- DWG- Solar panel replaced
- I-78 Bridge Patrol vehicle air conditioning compressor replaced.

## Southern Region

## LeVar Talley, Director of Maintenance

**Richard Taitt Deputy Director of Maintenance**

**Larry Dubin, Regional Maintenance Supervisor, Trenton-Morrisville**

**Charles Slack, Regional Maintenance Supervisor, New Hope-Lambertville**

# Trenton-Morriville Toll Bridge

[illegible]

## New Hope-Lambertville Toll Bridge

[illegible]



## Central Region

## LeVar Talley, Director of Maintenance

**Richard Taitt Deputy Director of Maintenance**

**Robert Varju, Regional Maintenance Supervisor, I-78**

**Nat Amato, Regional Maintenance Supervisor, Easton-Phillipsburg**

## Easton-Phillipsburg Toll Bridge

[illegible]

## I-78 Toll Bridge

[illegible]

## Northern Region

## LeVar Talley, Director of Maintenance

**Richard Taitt Deputy Director of Maintenance**

**James Gower, Regional Maintenance Supervisor**

## Matt Meeker, Regional Maintenance Supervisor - Milford-Montague

## Portland-Columbia Toll Bridge

[illegible]

# Delaware Water Gap Toll Bridge

[illegible]

# Milford-Montague Toll Bridge

[illegible]

**DELAWARE RIVER JOINT TOLL BRIDGE COMMISSION**

**Meeting of June 28, 2021**

**USE OF FACILITIES REQUEST REPORT**

**MONTH OF MAY 2021**

SUBJECT	DESCRIPTION	PAGE NUMBER
Use of Facilities	Use of Facilities Request-Month of May 2021	1

**DELAWARE RIVER JOINT TOLL BRIDGE COMMISSION**

**Meeting of June 28, 2021**

**PROPERTY REPORT**

**Use of Commission Facilities**

<b>Facility</b>	<b>Organization</b>	<b>Date/Time</b>	<b>Description of Use</b>
New Hope Toll Bridge	SKODA Contracting (City of Lambertville)	January 27, 2021 through July 30, 2021	Laydown equipment during natural gas upgrade project in City of Lambertville.

**DELAWARE RIVER JOINT TOLL BRIDGE COMMISSION**  
**Meeting of June 28, 2021**

**OPERATIONS INDEX**

**FOR**

**TRAINING AND EMPLOYEE SAFETY**

SUBJECT	DESCRIPTION	PAGE NUMBER
Training & Employee Safety	Status Reports Month of May 2021	1 of 10

DELAWARE RIVER JOINT TOLL BRIDGE COMMISSION

TRAINING AND EMPLOYEE SAFETY DEPARTMENT  
MONTH OF MAY 2021

The below listed items represent meetings, communications, tasks and accomplishments of the Training and Employee Safety Department:

The Training & Employee Safety (TES) Department instructed and/or facilitated (36) virtual and/or in-person training sessions for (372) commission employees during the month of May. The following training topics were covered during the month of May.

- CPR/AED/First Aid (Hunterdon Healthcare)
- Toll Collector Orientation
- Flagger Certification
- Boating Safety Certification
- Harassment Prevention for Managers
- Suicide Prevention Training
- Leadership Training (Transition to Supervisor)
- Toll Robbery Training
- Traffic Controller Coordinator Refresher Training (Rutgers)
- Battling Imposter Syndrome (Skill path)
- Fire Safety Training
- Dump Truck Overturns: (Tool Box Talks)
- Evacuation Safety: (Tool Box Talks)
- Lawn Mower & Weed Whacker Safety: (Tool Box Talks)
- Tractor Mower Safety: (Tool Box Talks)

The Training and Employee Safety (TES) Department launched its New DRJTBC Learning Platform (Litmos) on May 25<sup>th</sup>. Listed below are self-initiated classes that employees completed in LITMOS during the month of May. (These training records will be reflected in the statistical summary pages at the end of this report moving forward)

- Learner Welcome Course (A Guide to the DRJTBC Learning Platform)
- A Motivators Tool Kit
- Advanced Spelling-Suffixes and Capitalization
- A New Way to Train Employees
- Advanced Use of the Comma
- Agenda Setting
- Alcohol and Drug Awareness
- Alcohol and Drug Awareness for Managers
- Applying Management Styles in an Organization

## Litmos Courses – Continued

- Barriers to Communication Success
- Blood borne Pathogens and Your Exposure Control Plan
- CBT and Mental Health
- Chemical Safety
- Communication and Social Skills-Resolving Conflict
- CPR Basics for Everyone-Adult and Child
- Driver Safety Awareness
- Fire Safety and Prevention
- First Aid-Bleeding/Secondary Survey
- The Public Speaking Guru-Presenting with Impact
- Why Energy Preparedness Matters

## Training/SAP Litmos (Learning Management System)

- New Learner Platform SAP-LITMOS launched to DRJTBC Employees
- Updated the Learner Welcome Course in the DRJTBC Learning Platform
- Created a training outline to assist supervisors to understand their respective roles as a Team Lead/Administrator in the new LMS (Learning Management System)
- Worked with LITMOS support to correct ADP sync issues prior to release of the new learning platform
- Created sessions for courses/modules for instructor lead training classes
- Facilitated (3) Professional Development Classes “Battling Imposter Syndrome”- (Skill Path)
- Facilitated Training Classes for Toll Personnel (Harassment, Suicide Prevention, Toll Robbery and Leadership)
- Facilitated Maintenance Staff in TCC Virtual Classes
- Updated existing training power points: Leadership , Active Shooter and Bridge Monitor De-Escalation Training
- Presented voiceover presentation to TES Staff for the harassment prevention course content in Adobe Captivate
- Revised and completed voiceover presentation for Harassment Prevention
- Facilitated (4) Microsoft-TEAMS video based toolbox talks
- Facilitated Boating Safety Course /Flagger Certification
- Assisted with the coordination of Traffic Control Coordinator Training
- Facilitated hands on Fire Safety/Prevention Training at I 78

## **Administrative –**

- **Facilitated weekly Microsoft TEAMS meetings for TES Personnel (Updates/Assignments)**
- **Assigned work from home duties for TES Coordinators/Assist. Coordinators**
- **Monitored/Approved ADP timekeeping for TES Staff**
- **Completed background checks for new hires as requested by Human Resources**
- **Coordinated calls with LITMOS Support Staff as necessary**
- **Ordered departmental supplies as needed**
- **Ran weekly report on any new employee updates imported from ADP**
- **Created/disseminated instructions to assist employees on accessing the new learning platform system via ADP (Single-sign on)**
- **Coordinated upcoming Virtual Flagger Class w/ affected departments heads**
- **Scheduled the Workplace Safety Committee Meeting for May**
- **Facilitated the May Monthly WPSC Meeting**
- **Forwarded an outline for reporting WPSC issues to IT for review/implementation**
- **Updated the Daily TES Facility Log (Contact Tracing Protocol)**
- **Attended scheduled COVID-19 Task Force Meetings (Via telephone)**
- **Prepared/Submitted the Monthly Operations Report for the TES Department**
- **Scheduled Maintenance Staff for TCC Refreshers Course in July**
- **Contacted outside vendors for New Active Shooter Training Program**
- **Confirmed Flagger Certification Training w/PSATS (June/July)**
- **Confirmed Advanced Adobe Captivate Training for TES personnel in July.**
- **Scheduled CPR/AED/First Aid for Operations Personnel that are reporting to their respective assigned work locations/facilities**
- **Printed and laminated CPR Cards for distribution to staff**
- **Collaborated/identified mandated training for personnel assigned to PSBS**

## **State Police/Liaison Collaboration-**

- **Reviewed/Processed NJSP/PSP invoices in SharePoint (MOU/Overtime details)**
- **Reviewed/Approved State Police invoices**
- **Assigned PSP/NJSP personnel for DRJTBC Traffic Details**
- **Coordinated with DRJTBC Engineers for DWG project**
- **Obtained accident reports from NJSP/PSP Liaisons as requested by HR**
- **Collaborated w/NJSP regarding change to assigned DRJTBC Liaison**



## **Employee Safety-**

- Reviewed and approved upcoming safety topics and presentations
- Recorded and uploaded Toolbox Talks presentations to Microsoft Teams
- Prepared and uploaded informational handouts/attendance sheets to Microsoft Teams
- Uploaded training records for staff for all courses completed
- Facilitated projects for Workplace Safety Committee (WPSC)
- Participated in MS Teams meeting relative to the process of reporting WPSC communications
- Prepared for Monthly WPSC Meeting
- Inventoried all AED units (including toll supported bridges)
- Inventoried/Replenished First Aid Kits as needed /Replaced at Northampton St
- Inspected Fire Safety Equipment (Live Fire/Electric)
- Distributed Laptops and Tablets for Flagger Training/All Regions

TES MONTHLY TRAINING REPORT - MAY 2021

Date	Class Name	Business Unit	Employee
	<b>Total # of ILT Courses: 15</b>	<b>Total # of Instructor Led Training (ILT) Classes: 15</b>	<b>Total # Trained in ILT: 372</b>
5/7/2021			<b># Trained for Day: 4</b>
	CPR/AED/First Aid - Hunterdon Healthcare		<b># in Class: 4</b>
		OPERATIONS	Lauren Werner
		OPERATIONS	Darren Catto
		OPERATIONS	Frances Holman
		OPERATIONS	James Boylan
5/10/2021			<b># Trained for Day: 5</b>
	Toll Collector Orientation		<b># in Class: 5</b>
		OPERATIONS	Patricia McCormack
		OPERATIONS	Jonathan Cheslock
		OPERATIONS	Steven Reilly
		OPERATIONS	Aaron Edison
		OPERATIONS	Daniel Unangst
5/11/2021			<b># Trained for Day: 28</b>
	CPR/AED/First Aid - Hunterdon Healthcare		<b># in Class: 5</b>
		OPERATIONS	Patricia McCormack
		OPERATIONS	Jonathan Cheslock
		OPERATIONS	Steven Reilly
		OPERATIONS	Aaron Edison
		OPERATIONS	Daniel Unangst
	Flagger Certification		<b># in Class: 23</b>
		OPERATIONS	John Cerra
		OPERATIONS	Michael Curnkey
		OPERATIONS	Lew Hann
		OPERATIONS	Aaron Kinsman
		OPERATIONS	Matthew Gary
		OPERATIONS	Phil Becker
		OPERATIONS	Jared Rivera
		OPERATIONS	Stephen Smith
		OPERATIONS	Greg Lohrman
		OPERATIONS	Shaun Profy
		OPERATIONS	Matthew Satmary
		OPERATIONS	Frederick Fennimore
		OPERATIONS	Rayford Johnson
		OPERATIONS	Austin McCleery
		OPERATIONS	George Farrell
		OPERATIONS	Kaitlyn Piro
		OPERATIONS	Jared Burd
		OPERATIONS	Karen Ireland
		OPERATIONS	George Parker
		OPERATIONS	Nicholas Marchesani
		OPERATIONS	Ann Lear
		OPERATIONS	Shuz Lange
		OPERATIONS	Stephen Farmer
5/12/2021			<b># Trained for Day: 10</b>
	Boating Safety Certification		<b># in Class: 10</b>
		OPERATIONS	Bryan Allen
		OPERATIONS	Jared Burd
		OPERATIONS	Michael Carosi
		OPERATIONS	John Cerra
		OPERATIONS	Donald Day
		OPERATIONS	Matthew Gary
		OPERATIONS	Nicholas Kapral
		OPERATIONS	Jared Rivera
		OPERATIONS	Mark Simonetta Jr.
		OPERATIONS	Aminah El-Burki
5/13/2021			<b># Trained for Day: 8</b>
	Harassment Prevention for Managers		<b># in Class: 5</b>
		OPERATIONS	Patricia McCormack
		OPERATIONS	Jonathan Cheslock
		OPERATIONS	Steven Reilly
		OPERATIONS	Aaron Edison
		OPERATIONS	Daniel Unangst
	Suicide Prevention		<b># in Class: 5</b>
		OPERATIONS	Patricia McCormack
		OPERATIONS	Jonathan Cheslock
		OPERATIONS	Steven Reilly
		OPERATIONS	Aaron Edison
		OPERATIONS	Daniel Unangst
	Leadership Training (Transition to Supervisor)		<b># in Class: 5</b>
		OPERATIONS	Patricia McCormack
		OPERATIONS	Jonathan Cheslock
		OPERATIONS	Steven Reilly
		OPERATIONS	Aaron Edison
		OPERATIONS	Daniel Unangst
	Toll Robbery		<b># in Class: 5</b>
		OPERATIONS	Patricia McCormack
		OPERATIONS	Jonathan Cheslock
		OPERATIONS	Steven Reilly
		OPERATIONS	Aaron Edison
		OPERATIONS	Daniel Unangst

	Traffic Control Coordinator - Refresher		# in Class: 3
		OPERATIONS	Nat Amato
		OPERATIONS	Robert Varju
		OPERATIONS	William Kresge
5/18/2021	Battling Imposter Syndrome - SkillPath		# Trained for Day: 4
			# in Class: 4
		OPERATIONS	Jack Baum
		OPERATIONS	Tracy Genest
		OPERATIONS	Wade Caccese
		OPERATIONS	William Wright
5/19/2021	Battling Imposter Syndrome - SkillPath		# Trained for Day: 22
			# in Class: 3
		OPERATIONS	Aminah El-Burki
		OPERATIONS	Kellie Thoms
		OPERATIONS	Matthew Corrigan
	Fire Safety		# in Class: 19
		OPERATIONS	Robert Varju
		OPERATIONS	Stephen Bosga
		OPERATIONS	Stephen Smith
		OPERATIONS	Robert Coates
		OPERATIONS	Brian Keith
		OPERATIONS	Christopher Kopach
		OPERATIONS	John Penrose
		OPERATIONS	Jordan Purdy
		OPERATIONS	Harald Simon
		OPERATIONS	Greg Lohman
		OPERATIONS	Wayne Villante
		OPERATIONS	Daniel Steele
		OPERATIONS	James Cavallo
		OPERATIONS	Wade Caccese
		OPERATIONS	Stephen Farmer
		OPERATIONS	Brian Wilson
		OPERATIONS	Kevin Fey
		OPERATIONS	Jack Baum
		OPERATIONS	William Wright
5/20/2021	Battling Imposter Syndrome - SkillPath		# Trained for Day: 4
			# in Class: 4
		OPERATIONS	Lauren Werner
		ADMINISTRATIVE	Kimberly Carr
		OPERATIONS	Randy Piazza Jr.
		OPERATIONS	Stacy Wilson
5/3/2021-5/7/2021	NR/CR/SR Toolbox Talks - Dump Truck Overturns		# Trained: 72
			# in Class: 72
		OPERATIONS	Matthew Meeker
		OPERATIONS	Mitchell Vance
		OPERATIONS	John Cerra
		OPERATIONS	Travis Utter
		OPERATIONS	Michael Curnkey
		OPERATIONS	Jamie Franks
		OPERATIONS	Ernest Rath
		OPERATIONS	Robert Reinhardt
		OPERATIONS	William Kresge
		OPERATIONS	Scott Sheldon
		OPERATIONS	William Borger
		OPERATIONS	Brian Feller
		OPERATIONS	Walter Paul George
		OPERATIONS	Mason Vance
		OPERATIONS	Steve Borger
		OPERATIONS	Taylor Perry
		OPERATIONS	William Lusick
		OPERATIONS	Paul Wallace
		OPERATIONS	Leon Werkheiser, Jr.
		OPERATIONS	James Gower
		OPERATIONS	Kyle Williams
		OPERATIONS	John Marason
		OPERATIONS	Nat Amato
		OPERATIONS	Robert Smith
		OPERATIONS	Wayne Stamets
		OPERATIONS	Aaron Kinsman
		OPERATIONS	Paul Panto
		OPERATIONS	Mark Simonetta Jr.
		OPERATIONS	Phil Becker
		OPERATIONS	Mark Parichuk
		OPERATIONS	Doug Scheer
		OPERATIONS	Richard Kisselbach
		OPERATIONS	Lew Hann
		OPERATIONS	Harry Fawkes
		OPERATIONS	Alexie Reyes
		OPERATIONS	Rayford Johnson
		OPERATIONS	Donald Day
		OPERATIONS	Michael Schermerhorn
		OPERATIONS	Manuel Rivera
		OPERATIONS	Shaun Profy
		OPERATIONS	Anthony Sassani
		OPERATIONS	Matthew Satmary

	OPERATIONS	Frederick Fennimore
	OPERATIONS	Michael Carosi
	OPERATIONS	Nicholas Kapral
	OPERATIONS	Michael Paleafico
	OPERATIONS	Justin Crisp
	OPERATIONS	Aaron Schermerhorn
	OPERATIONS	Christopher Jackson
	OPERATIONS	John Anderson
	OPERATIONS	George Farrell
	OPERATIONS	Jared Burd
	OPERATIONS	Kenneth Terry III
	OPERATIONS	Kaitlyn Piro
	OPERATIONS	Richard Fleming
	OPERATIONS	Greggory Rickert
	OPERATIONS	Richard Hett
	OPERATIONS	Charles Slack
	OPERATIONS	Austin McCleery
	OPERATIONS	Joseph Ritts
	OPERATIONS	Robert Varju
	OPERATIONS	John Penrose
	OPERATIONS	Harald Simon
	OPERATIONS	Wayne Villante
	OPERATIONS	Daniel Steele
	OPERATIONS	Greg Lohrman
	OPERATIONS	Jared Rivera
	OPERATIONS	Jordan Purdy
	OPERATIONS	Brian Keith
	OPERATIONS	Robert Coates
	OPERATIONS	Stephen Bosga
	OPERATIONS	Stephen Smith
5/10/2021-		<b># Trained: 72</b>
NR/CR/SR Toolbox Talks - Excavation Safety		<b># in Class: 72</b>
	OPERATIONS	Matthew Meeker
	OPERATIONS	Mitchell Vance
	OPERATIONS	John Cerra
	OPERATIONS	Travis Utter
	OPERATIONS	Michael Curnkey
	OPERATIONS	Jamie Franks
	OPERATIONS	Ernest Rath
	OPERATIONS	Robert Reinhardt
	OPERATIONS	William Kresge
	OPERATIONS	Scott Sheldon
	OPERATIONS	William Borger
	OPERATIONS	Brian Feller
	OPERATIONS	Walter Paul George
	OPERATIONS	Mason Vance
	OPERATIONS	Steve Borger
	OPERATIONS	Taylor Perry
	OPERATIONS	William Luscik
	OPERATIONS	Paul Wallace
	OPERATIONS	Leon Werkheiser, Jr.
	OPERATIONS	James Gower
	OPERATIONS	Kyle Williams
	OPERATIONS	John Marason
	OPERATIONS	Nat Amato
	OPERATIONS	Robert Smith
	OPERATIONS	Wayne Stamets
	OPERATIONS	Aaron Kinsman
	OPERATIONS	Paul Panto
	OPERATIONS	Mark Simonetta Jr.
	OPERATIONS	Phil Becker
	OPERATIONS	Mark Parichuk
	OPERATIONS	Doug Scheer
	OPERATIONS	Richard Kisselbach
	OPERATIONS	Lew Hann
	OPERATIONS	Harry Fawkes
	OPERATIONS	Alexie Reyes
	OPERATIONS	Rayford Johnson
	OPERATIONS	Donald Day
	OPERATIONS	Michael Schermerhorn
	OPERATIONS	Manuel Rivera
	OPERATIONS	Shaun Profy
	OPERATIONS	Anthony Sassani
	OPERATIONS	Matthew Satmary
	OPERATIONS	Frederick Fennimore
	OPERATIONS	Michael Carosi
	OPERATIONS	Nicholas Kapral
	OPERATIONS	Michael Paleafico
	OPERATIONS	Justin Crisp
	OPERATIONS	Aaron Schermerhorn
	OPERATIONS	Christopher Jackson
	OPERATIONS	John Anderson
	OPERATIONS	George Farrell
	OPERATIONS	Jared Burd
	OPERATIONS	Kenneth Terry III

	OPERATIONS	Kaitlyn Piro
	OPERATIONS	Richard Fleming
	OPERATIONS	Greggory Rickert
	OPERATIONS	Richard Hett
	OPERATIONS	Charles Slack
	OPERATIONS	Austin McCleery
	OPERATIONS	Joseph Ritts
	OPERATIONS	Robert Varju
	OPERATIONS	John Penrose
	OPERATIONS	Harald Simon
	OPERATIONS	Wayne Villante
	OPERATIONS	Daniel Steele
	OPERATIONS	Greg Lohrman
	OPERATIONS	Jared Rivera
	OPERATIONS	Jordan Purdy
	OPERATIONS	Brian Keith
	OPERATIONS	Robert Coates
	OPERATIONS	Stephen Bosga
	OPERATIONS	Stephen Smith
5/17/2021-		<b># Trained: 72</b>
NR/CR/SR Toolbox Talks - Lawn Mower & Weed Wacker Safety		<b># in Class: 72</b>
	OPERATIONS	Matthew Meeker
	OPERATIONS	Mitchell Vance
	OPERATIONS	John Cerra
	OPERATIONS	Travis Utter
	OPERATIONS	Michael Curnkey
	OPERATIONS	Jamie Franks
	OPERATIONS	Ernest Rath
	OPERATIONS	Robert Reinhardt
	OPERATIONS	William Kresge
	OPERATIONS	Scott Sheldon
	OPERATIONS	William Borger
	OPERATIONS	Brian Feller
	OPERATIONS	Walter Paul George
	OPERATIONS	Mason Vance
	OPERATIONS	Steve Borger
	OPERATIONS	Taylor Perry
	OPERATIONS	William Luscik
	OPERATIONS	Paul Wallace
	OPERATIONS	Leon Werkheiser, Jr.
	OPERATIONS	James Gower
	OPERATIONS	Kyle Williams
	OPERATIONS	John Marason
	OPERATIONS	Nat Amato
	OPERATIONS	Robert Smith
	OPERATIONS	Wayne Stamets
	OPERATIONS	Aaron Kinsman
	OPERATIONS	Paul Panto
	OPERATIONS	Mark Simonetta Jr.
	OPERATIONS	Phil Becker
	OPERATIONS	Mark Parichuk
	OPERATIONS	Doug Scheer
	OPERATIONS	Richard Kisselbach
	OPERATIONS	Lew Hann
	OPERATIONS	Harry Fawkes
	OPERATIONS	Alexie Reyes
	OPERATIONS	Rayford Johnson
	OPERATIONS	Donald Day
	OPERATIONS	Michael Schermerhorn
	OPERATIONS	Manuel Rivera
	OPERATIONS	Shaun Profy
	OPERATIONS	Anthony Sassani
	OPERATIONS	Matthew Satmary
	OPERATIONS	Frederick Fennimore
	OPERATIONS	Michael Carosi
	OPERATIONS	Nicholas Kapral
	OPERATIONS	Michael Paleafico
	OPERATIONS	Justin Crisp
	OPERATIONS	Aaron Schermerhorn
	OPERATIONS	Christopher Jackson
	OPERATIONS	John Anderson
	OPERATIONS	George Farrell
	OPERATIONS	Jared Burd
	OPERATIONS	Kenneth Terry III
	OPERATIONS	Kaitlyn Piro
	OPERATIONS	Richard Fleming
	OPERATIONS	Greggory Rickert
	OPERATIONS	Richard Hett
	OPERATIONS	Charles Slack
	OPERATIONS	Austin McCleery
	OPERATIONS	Joseph Ritts
	OPERATIONS	Robert Varju
	OPERATIONS	John Penrose
	OPERATIONS	Harald Simon
	OPERATIONS	Wayne Villante

	OPERATIONS	Daniel Steele
	OPERATIONS	Greg Lohrman
	OPERATIONS	Jared Rivera
	OPERATIONS	Jordan Purdy
	OPERATIONS	Brian Keith
	OPERATIONS	Robert Coates
	OPERATIONS	Stephen Bosga
	OPERATIONS	Stephen Smith
5/24/2021-	<b># Trained: 71</b>	
NR/CR/SR Toolbox Talks - Tractor Mower Safety	<b># in Class: 71</b>	
	OPERATIONS	Matthew Meeker
	OPERATIONS	Mitchell Vance
	OPERATIONS	John Cerra
	OPERATIONS	Travis Utter
	OPERATIONS	Michael Curnkey
	OPERATIONS	Jamie Franks
	OPERATIONS	Ernest Rath
	OPERATIONS	Robert Reinhardt
	OPERATIONS	William Kresge
	OPERATIONS	Justin Crisp
	OPERATIONS	William Borger
	OPERATIONS	Brian Feller
	OPERATIONS	Walter Paul George
	OPERATIONS	Mason Vance
	OPERATIONS	Steve Borger
	OPERATIONS	Taylor Perry
	OPERATIONS	William Luscik
	OPERATIONS	Paul Wallace
	OPERATIONS	Leon Werkheiser, Jr.
	OPERATIONS	James Gower
	OPERATIONS	Kyle Williams
	OPERATIONS	John Marason
	OPERATIONS	Nat Amato
	OPERATIONS	Robert Smith
	OPERATIONS	Wayne Stamets
	OPERATIONS	Aaron Kinsman
	OPERATIONS	Paul Panto
	OPERATIONS	Mark Simonetta Jr.
	OPERATIONS	Phil Becker
	OPERATIONS	Mark Parichuk
	OPERATIONS	Doug Scheer
	OPERATIONS	Richard Kisselbach
	OPERATIONS	Lew Hann
	OPERATIONS	Harry Fawkes
	OPERATIONS	Alexie Reyes
	OPERATIONS	Rayford Johnson
	OPERATIONS	Donald Day
	OPERATIONS	Michael Schermerhorn
	OPERATIONS	Manuel Rivera
	OPERATIONS	Shaun Profy
	OPERATIONS	Anthony Sassani
	OPERATIONS	Matthew Satmary
	OPERATIONS	Frederick Fennimore
	OPERATIONS	Michael Carosi
	OPERATIONS	Nicholas Kapral
	OPERATIONS	Michael Paleafico
	OPERATIONS	Aaron Schermerhorn
	OPERATIONS	Christopher Jackson
	OPERATIONS	John Anderson
	OPERATIONS	George Farrell
	OPERATIONS	Jared Burd
	OPERATIONS	Kenneth Terry III
	OPERATIONS	Kaitlyn Piro
	OPERATIONS	Richard Fleming
	OPERATIONS	Greggory Rickert
	OPERATIONS	Richard Hett
	OPERATIONS	Charles Slack
	OPERATIONS	Austin McCleery
	OPERATIONS	Joseph Ritts
	OPERATIONS	Robert Varju
	OPERATIONS	John Penrose
	OPERATIONS	Harald Simon
	OPERATIONS	Wayne Villante
	OPERATIONS	Daniel Steele
	OPERATIONS	Greg Lohrman
	OPERATIONS	Jared Rivera
	OPERATIONS	Jordan Purdy
	OPERATIONS	Brian Keith
	OPERATIONS	Robert Coates
	OPERATIONS	Stephen Bosga
	OPERATIONS	Stephen Smith
<b>DRJTBC Learning Platform (Litmos) - Courses Taken</b>		
<b># of Courses: 21</b>		<b># of Users Logged into LP in May: 47</b>
<b>Learner Welcome Course (A Guide to the DRJTBC Learning Platform)</b>		<b># of Users Taking Classes: 19</b>
	OPERATIONS	<b># in Course: 17</b>
		Aminah El-Burki

	OPERATIONS	Bruno Hennings III
	ADMINISTRATIVE	Charles Straccioli
	OPERATIONS	George Parker
	ADMINISTRATIVE	Joseph Later
	OPERATIONS	Kellie Thoms
	OPERATIONS	Kevin Clark
	OPERATIONS	Lauren Picone
	OPERATIONS	Maria Housby
	OPERATIONS	Robert Doyle
	OPERATIONS	Robert Capaldi
	OPERATIONS	Sean McCarthy
	OPERATIONS	William Wright
	OPERATIONS	Lauren Werner
	OPERATIONS	Jack Baum
	OPERATIONS	Linda Titpton
	OPERATIONS	Cathryn Sturges
<b>A Motivators Tool Kit 1.0</b>		<b># in Course: 3</b>
	OPERATIONS	Ann Lear
	OPERATIONS	Nicholas Marchesani
	OPERATIONS	William Wright
<b>A New Way to Train Employees 1.0</b>		<b># in Course: 3</b>
	OPERATIONS	Lauren Werner
	OPERATIONS	Ann Lear
	OPERATIONS	William Wright
<b>Advanced Spelling - Suffixes and Capitalization 1.0 (US)</b>		<b># in Course: 1</b>
	OPERATIONS	William Wright
<b>Advanced Use of the Comma 1.0 (US)</b>		<b># in Course: 1</b>
	OPERATIONS	William Wright
<b>Agenda Setting 1.0</b>		<b># in Course: 1</b>
	OPERATIONS	William Wright
<b>Alcohol and Drug Awareness 1.0 (US)</b>		<b># in Course: 2</b>
	OPERATIONS	Robert Capaldi
	OPERATIONS	William Wright
<b>Alcohol and Drug Awareness for Managers 1.0 (US)</b>		<b># in Course: 1</b>
	OPERATIONS	Robert Capaldi
<b>Applying Management Styles in an Organization 1.0</b>		<b># in Course: 1</b>
	OPERATIONS	William Wright
<b>Barriers to Communication Success, Part One 1.0</b>		<b># in Course: 1</b>
	OPERATIONS	William Wright
<b>Bloodborne Pathogens and Your Exposure Control Plan 1.0 (US)</b>		<b># in Course: 1</b>
	OPERATIONS	Robert Capaldi
<b>CBT and Mental Health - Bipolar Disorder 1.0</b>		<b># in Course: 1</b>
	OPERATIONS	Aminah El-Burki
<b>Chemical Safety 1.0 (US)</b>		<b># in Course: 1</b>
	OPERATIONS	Robert Capaldi
<b>Communication and Social Skills - Resolving Conflict 1.0</b>		<b># in Course: 1</b>
	OPERATIONS	Robert Capaldi
<b>CPR Basics for Everyone - Adult and Child 1.0 (US)</b>		<b># in Course: 1</b>
	OPERATIONS	Robert Capaldi
<b>Driver Safety Awareness 1.0 (US)</b>		<b># in Course: 1</b>
	OPERATIONS	Robert Capaldi
<b>Fire Safety and Prevention 1.0 (US)</b>		<b># in Course: 1</b>
	OPERATIONS	Robert Capaldi
<b>First Aid - Bleeding 1.0</b>		<b># in Course: 1</b>
	OPERATIONS	Robert Capaldi
<b>First Aid - Secondary Survey 1.0</b>		<b># in Course: 1</b>
	OPERATIONS	Robert Capaldi
<b>The Public Speaking Guru - Presenting with Impact 1.0</b>		<b># in Course: 1</b>
	OPERATIONS	Robert Capaldi
<b>Why Emergency Preparedness Matters 1.0 (US)</b>		<b># in Course: 1</b>
	OPERATIONS	Robert Capaldi
<b>Total # of Courses: 36</b>		<b>Total # of Emp. Trained: 391</b>

**DELAWARE RIVER JOINT TOLL BRIDGE COMMISSION**

**Meeting of June 28, 2021**

**OPERATIONS INDEX  
FOR  
INFORMATION TECHNOLOGY**

<b>SUBJECT</b>	<b>DESCRIPTION</b>	<b>PAGE NUMBER</b>
Information Technology	Status Report Month of May 2021	1-2



# **DELAWARE RIVER JOINT TOLL BRIDGE COMMISSION**

## **Meeting of June 2021**

---

### **Information Technology Department Report**

#### **Month of May 2021**

The following activities under the general heading of Information Technology were recently initiated, accomplished, or performed:

#### **Helpdesk/Deployments:**

- Processed 63 work orders for the month.
- Includes all software support, IT daily tasks, printer and desktop support, Intranet, news and job postings, telephone support, and form design/updates.
- Includes configuration and deployment of desktops, laptops, and cell phones.
- Includes MUNIS, ADP, Maximo, and other Enterprise Software updates and maintenance, and EZ-Pass support.

#### **Projects:**

##### **Network Monitoring and Management:**

- The IT Department is about 75% complete with rebuilding the network monitoring system. This required a reorganization of hardware resources and drive space which took significant time due to file transfer durations.

##### **Coronavirus Work from Home Initiative:**

- IT Department spends most of its time supporting at home workers with any issues or concerns. The bulk of the help desk tickets are for these types of support calls.
- The IT Department has begun preparations to return to the office full-time.

##### **MUNIS Migration:**

- MUNIS migration has begun. The IT Department has been re-configuring VPN connections and setting up a migration schedule. The first meeting should occur in June.

##### **Telephone System:**

- VoIP routes installed at each site requiring phone service.
- We currently await the configuration and procurement of public SIP trunks for each site.


# DELAWARE RIVER JOINT TOLL BRIDGE COMMISSION

## Meeting of June 2021

---

### Meetings Attended:

I have begun to serve on the IAG Technical Committee and have attended the following meetings and/or phone conferences:

-  **Every Monday: IAG Tech Committee Call:** General IAG Tech Committee discussion and status. Nothing to report.