

DELAWARE RIVER
JOINT TOLL BRIDGE COMMISSION
MINUTES
MEETING OF JUNE 25, 2018

DELAWARE RIVER JOINT TOLL BRIDGE COMMISSION

MEMBERS OF THE COMMISSION

NEW JERSEY

HONORABLE MICHAEL B. LAVERY
Chairman

HONORABLE GEOFFREY S. STANLEY

HONORABLE GARRETT LEONARD VAN VLIET

HONORABLE LORI CIESLA

HONORABLE YUKI MOORE LAURENTI
Treasurer

PENNSYLVANIA

HONORABLE WADUD AHMAD
Vice Chairman

HONORABLE MIRIAM HUERTAS

HONORABLE PAMELA JANVEY
Secretary

HONORABLE DANIEL GRACE

HONORABLE JOHN D. CHRISTY

DELAWARE RIVER JOINT TOLL BRIDGE COMMISSION

STANDING COMMITTEES

FINANCE, INSURANCE MANAGEMENT AND OPERATIONS

PENNSYLVANIA: Janvey*, Huertas
NEW JERSEY: Ciesla, Laurenti

PROJECTS, PROPERTY AND EQUIPMENT

PENNSYLVANIA: Ahmad, Grace
NEW JERSEY: Stanley, Van Vliet*

PROFESSIONAL SERVICES

PENNSYLVANIA: Ahmad*, Christy
NEW JERSEY: Lavery, Van Vliet

PERSONNEL

PENNSYLVANIA: Grace, Janvey
NEW JERSEY: Ciesla, Stanley*

AUDIT COMMITTEE

PENNSYLVANIA: Ahmad, Janvey
NEW JERSEY: Lavery*, Laurenti

ADMINISTRATIVE COMMITTEE

PENNSYLVANIA: Grace, Huertas
NEW JERSEY: Laurenti*, Ciesla

Chairman and Vice Chairman Ex-Officio of all Committees

*Chairman of Committee

**DELAWARE RIVER JOINT TOLL BRIDGE COMMISSION
RECAPITULATION OF COMMITTEE MEMBERSHIP**

Lavery	(1) Ex-Officio of all Committees (2) Professional Services Committees (3) Audit Committee (Chairperson)
Ciesla	(1) Finance, Insurance Management and Operations Committee (2) Personnel Committee (3) Administrative Committee
Ahmad	(1) Projects, Property and Equipment Committee (2) Professional Services Committee (Chairperson) (3) Audit Committee
Grace	(1) Projects, Property and Equipment Committee (2) Personnel Committee (3) Administrative Committee
Janvey	(1) Finance, Insurance Management and Operations Committee (Chairperson) (2) Personnel Committee (3) Audit Committee
Laurenti	(1) Finance, Insurance Management and Operations Committee (2) Audit Committee (3) Administrative Committee (Chairperson)
Christy	(1) Professional Services
Stanley	(1) Projects, Property and Equipment Committee (2) Personnel Committee (Chairperson)
Huertas	(1) Finance, Insurance Management and Operations Committee (2) Administrative Committee
Van Vliet	(1) Projects, Property and Equipment Committee (Chairperson) (2) Professional Services Committee

DELAWARE RIVER JOINT TOLL BRIDGE COMMISSION

PROFESSIONAL ASSOCIATES

CONSULTING ENGINEERS

CHERRY, WEBER & ASSOCIATES
Freehold, NJ

LEGAL COUNSEL

ARCHER
Philadelphia, Pennsylvania

FLORIO, PERRUCCI, STEINHARDT&CAPPELLI
Phillipsburg, New Jersey

EMPLOYMENT COUNSEL

STRADLEY, RONON, STEVENS&YOUNG
Philadelphia, Pennsylvania

CHIESA SHAHINIAN&GIANTOMASI
West Orange, New Jersey

AUDITOR

ZELENKOFKSKE AXELROD, LLC
Jamison, Pennsylvania

FINANCIAL ADVISOR

NW FINANCIAL GROUP
Jersey City, New Jersey

COMMUNICATIONS CONSULTANT

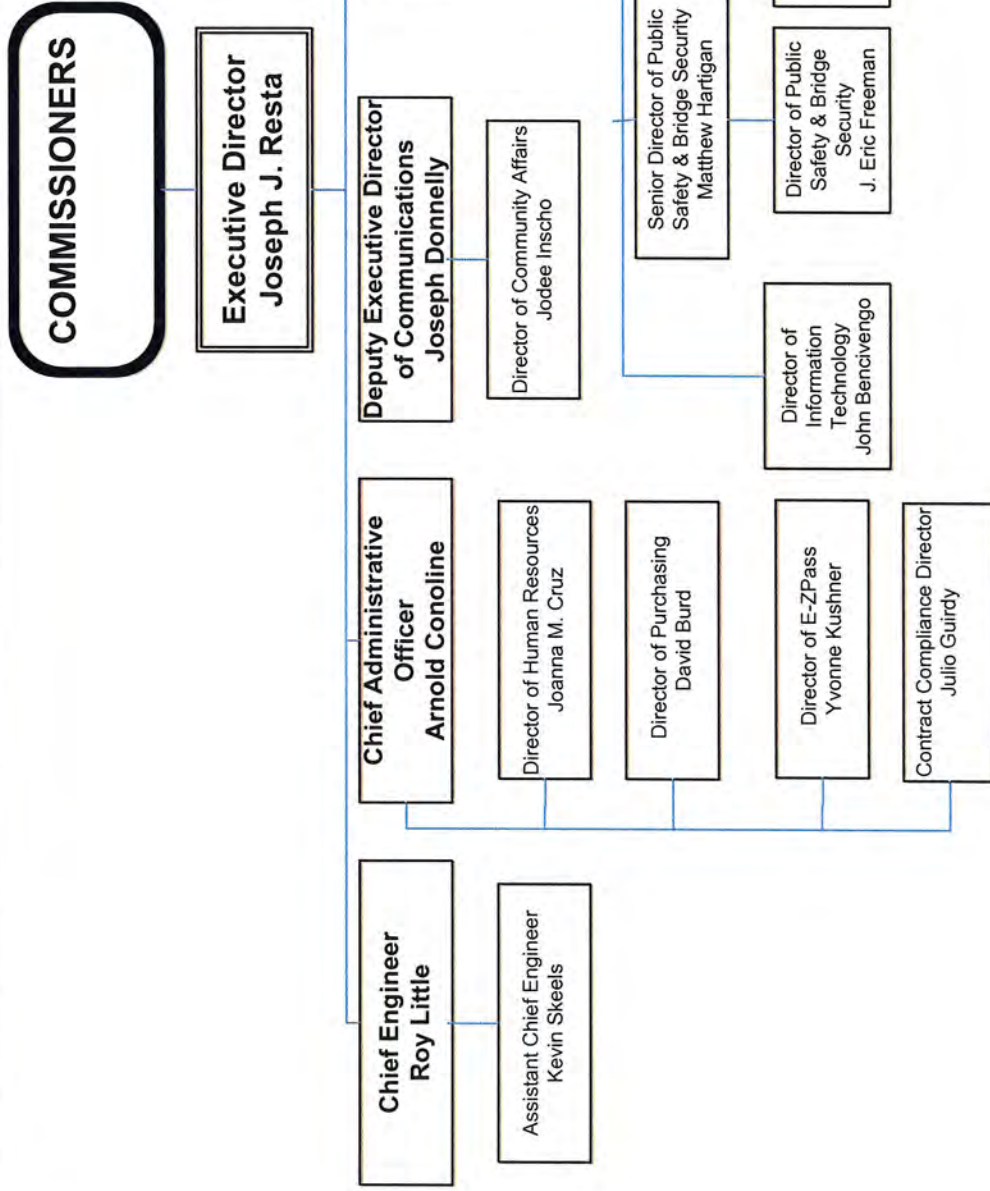
BELLVUE COMMUNICATIONS
Philadelphia, Pennsylvania

INVESTMENT ADVISOR

WILMINGTON TRUST
Wilmington, Delaware

DELAWARE RIVER JOINT TOLL BRIDGE COMMISSION

ORGANIZATION CHART



DELAWARE RIVER JOINT TOLL BRIDGE COMMISSION

Meeting of June 25, 2018

INDEX TO MINUTES

	PAGE
1. Call to Order	1
2. Appearances.....	1 - 2
3. Roll Call.....	2
4. Welcome Remarks of Chairman	2
5. Introduction of Comments from the Public	2
6. Executive Director's Report	2 - 3
7. Approval of Minutes for Commission Meeting Held May 21, 2018	3
8. Approval of Operations Report Month of May 2018	3 - 4
9. Approve the Cancellation of August 22, 2018 Monthly Committee Meeting and August 27, 2018 Regular Monthly Commission Meeting.....	4
10. Easton-Phillipsburg Toll Bridge Salt Storage Building Contract No-T771A.	4 - 5
11. Scudder Falls Bridge Replacement Project- PENNDOT Jurisdictional Agreement No. 0611123	5 - 6
12. Approve Retiree Medical Benefits-Margaretta Roy, Bridge Monitor I- New Hope Lambertville Toll Supported Bridge.....	6
13. Approve Retiree Medical Benefits-William DeHaven, Maintenance Worker I, Portland Columbia Toll Bridge- Northern Region	7

DELAWARE RIVER JOINT TOLL BRIDGE COMMISSION

Meeting of June 25, 2018

14.	Promotion of Karen Ireland to Toll Sergeant Southern Region	7
15.	Promotion of Robert Capaldi to Toll Sergeant Southern Region	8
16.	Promotion of Rachel Stocker to Toll Sergeant Central Region	8 - 9
17.	Promotion of Anne Lear to Toll Sergeant Central Region	9
18.	Promotion of Donna Piazza to Toll Sergeant Central Region	9 - 10
19.	Promotion of Cynthia Ottinger to Toll Corporal Southern Region	10
20.	Promotion of Marquan Smith to Toll Corporal Southern Region	10 - 11
21.	Promotion of Tuceha Melvin-Westcott To Toll Corporal-Southern Region	11
22.	Promotion of Cayla Esposito to Toll Corporal Southern Region	11 - 12
23.	Promotion of Gerald DiMaio to Toll Corporal Central Region	12
24.	Promotion of Daniel Paugh to Toll Corporal Central Region	13
25.	Promotion of Shuz Lange to Toll Corporal Central Region	13 - 14
26.	Promotion of Ernesto Minardi to Toll Corporal Central Region	14
27.	Promotion of Aaron Schermerhorn to Deputy Regional Maintenance Supervisor-Southern Region	14 - 15

DELAWARE RIVER JOINT TOLL BRIDGE COMMISSION

Meeting of June 25, 2018

28.	Promotion of Leon Werkheiser to Deputy Regional Maintenance Supervisor-Northern Region	15
29.	Promotion of Kenneth Mondzak to Bridge Security Assistant Coordinator-Southern Region	15 - 16
30.	Promotion of Antoine Holms to Bridge Security Assistant Coordinator-Southern Region	16
31.	Promotion of James McCann to Bridge Security Assistant Coordinator-Southern Region	17
32.	Promotion of Tonya Mecsey to Bridge Security Assistant Coordinator-Southern Region	17 - 18
33.	Promotion of John Kelly to Bridge Security Assistant Coordinator-Southern Region	18
34.	Promotion of Thomas Walsh to Bridge Security Assistant Coordinator-Central Region.....	18 - 19
35.	Promotion of Anthony Doran to Bridge Security Assistant Coordinator-Central Region.....	19
36.	Promotion of Kyle Faust to Bridge Security Assistant Coordinator-Central Region.....	19 - 20
37.	Promotion of Steven Horvath to Bridge Security Assistant Coordinator-Central Region.....	20
38.	Approval of Payment of Invoices Stradley Ronon, PA Labor Counsel.....	21
39.	Approval of Payment of Invoices Archer Law, PA Legal Counsel	21
40.	Approval for Payment of Invoice Chiesa, Shahinian & Giantomasi, NJ Labor Counsel.....	22
41.	Approval of Payment of Invoice, Florio Perrucci Steinhardt and Cappelli, NJ Legal Counsel	22

DELAWARE RIVER JOINT TOLL BRIDGE COMMISSION

Meeting of June 25, 2018

42.	Invite any Comments from the Public	23 - 26
43.	Scheduling of the July 30, 2018 Meeting	26
44..	Adjournment	26

DELAWARE RIVER JOINT TOLL BRIDGE COMMISSION

Meeting of June 25, 2018

CALL TO ORDER

The Regular Monthly Meeting of the Delaware River Joint Toll Bridge Commission was called to Order at the New Hope Executive Offices, 2492 River Road, New Hope, PA. 18938-9519, on Monday, June 25, 2018 at 10:40 a.m. pursuant to notice properly forwarded to each member in compliance with the by-laws. Michael Lavery, Chairman, presided at this meeting.

APPEARANCES

COMMISSION MEMBERS:

Hon. Wadud Ahmad (Pennsylvania)
Hon. John Christy (Pennsylvania)
Hon. Lori Ciesla (New Jersey)
Hon. Daniel Grace (Pennsylvania)
Hon. Pamela Janvey (Pennsylvania)
Hon. Michael Lavery (New Jersey)
Hon. Yuki Moore Laurenti (New Jersey) (Via Conference call)
Hon. Geoffrey S. Stanley (New Jersey)
Hon. Garrett Van Vliet (New Jersey)

COMMISSION MEMBERS ABSENT:

Hon. Miriam Huertas (Pennsylvania)

COMMISSION COUNSEL:

Douglas Steinhardt, Florio, Perrucci, Steinhardt & Cappelli, New Jersey
Shelley Smith, Archer Law, Pennsylvania
John Casey, Chiesa Shahinian & Giantomasi, New Jersey

GOVERNORS REPRESENTATIVES:

Chelsea Guzowski, PA Governor's Office
Nedia Ralston, PA Governor's Office
Edmund Caulfield, NJ Governor's Office

COMMISSION STAFF MEMBERS:

Joseph J. Resta, Executive Director
Sean Hill, Deputy Executive Director of Operations
Roy Little, Chief Engineer
James Petrino, Chief Financial Officer
Arnold Conoline, Chief Administrative Officer

DELAWARE RIVER JOINT TOLL BRIDGE COMMISSION

Meeting of June 25, 2018

Stephen Cathcart, Comptroller
Joanna Cruz, Human Resources Director
Wendy Reading, Director of Administrative Services
Jodee Inscho, Director of Community Affair
Julio Guridy, Director of Contract Compliance

OTHERS

Robert Castagna, Milford NJ Town Counsel
Henry Schepens, Milford, NJ Town Counsel

ROLL CALL

Joseph Resta, Executive Director, in his capacity as Secretary for this Meeting called the roll, and at the conclusion thereof, reported that there was a quorum present-there being four members present from the Commonwealth of Pennsylvania and five members present from the State of New Jersey.

WELCOMING REMARKS OF CHAIRMAN

Chairman Lavery welcomed those persons whose identities are set forth hereinabove under "Appearances".

INTRODUCE ANY COMMENTS FROM THE PUBLIC

Chairman Lavery addressed the meeting and invited any comments from the public on items pertaining to today's Agenda. No questions were presented.

EXECUTIVE DIRECTORS REPORT

Joseph Resta, Executive Director, addressed the meeting and said;

"Thank you, Mr. Chairman, my short comments today primarily involve the personnel actions on the Agenda.

"In November of 2017, a Reorganization of this Commission was approved where, for the first time, the departments were structured under operational tasks rather than the previous location-oriented structure. The 2018 operating budget was drafted and approved with the reorganization and a top-to-bottom training initiative as its main focus. Last Month's agenda contained hires for Toll Lieutenant, while this month's promotional testing processes yield positions at Toll Sergeant, and Toll Corporal. As the Regional Maintenance Supervisor promotional process was completed in the previous month, we now have for your consideration Deputy Regional Maintenance Supervisors. Over the past few months, we have worked methodically through the various hiring processes for

DELAWARE RIVER JOINT TOLL BRIDGE COMMISSION

Meeting of June 25, 2018

Maintenance, Toll, Employee Training, and Public Safety & Bridge Security; and have most of the top and mid-level supervision in place. There are numerous positions at Bridge Security Assistant Coordinator for today. The roles will provide the immediate supervision for our Bridge Monitors in the Southern and Central Regions. As you know, Bridge Monitors work around the clock at our Toll-Supported Bridges, insuring safe and efficient travel for vehicles, pedestrians, and cyclists. Additionally, an important focus of Bridge Monitors is to curtail the many attempts of overweight crossings at our load-posted older stock bridges. So the positions that are required to complete the Reorganization at Senior Toll Collector and Skilled Maintenance Worker will be completed over the coming months, and we will also continue to fill vacancies at the entry level for Toll and Bridge Monitor that would be required. All of which helps us better manage operational functions now and into the future as we prepare for a completed Scudder Falls Bridge, new Administration Building, and new Southern Regional Maintenance Facilities. Mr. Chairman, this concludes my report."

APPROVAL OF MINUTES FOR COMMISSION MEETING HELD MAY 21, 2018

R: 3953-06-18- ADM-01-06-18

Chairman Lavery addressed the meeting and requested the adoption of a Resolution approving the Minutes of the Commission Meeting held May 21, 2018.

At the conclusion of the review, Commissioner Stanley moved and Vice Chairman Ahmad seconded the adoption of the following Resolution:

"RESOLVED, by the Delaware River Joint Toll Bridge Commission at its Regular Meeting assembled this 25th day of June 2018 that the Minutes of the Commission Meeting held on May 21, 2018 be and the same hereby are approved."

Chairman Lavery invited any questions on the Resolution. No questions were presented and the Resolution was unanimously adopted.

APPROVAL OF OPERATIONS REPORT FOR THE MONTH OF MAY 2018

R: 3954-06-18- ADM-02-06-18

Chairman Lavery addressed the meeting and asked if there were any questions on any of the reports contained in the "Operations Report".

At the conclusion of the review, Vice Chairman Ahmad moved and Commission Grace seconded the adoption of the following Resolution:

DELAWARE RIVER JOINT TOLL BRIDGE COMMISSION

Meeting of June 25, 2018

"RESOLVED, by the Delaware River Joint Toll Bridge Commission at its Regular Meeting assembled this 25th day of June 2018 that the Operations Report, which reflects Commission activity for the month of May 2018 are hereby approved."

Chairman Lavery then invited any questions on the Resolution. No questions were presented and the Resolution was unanimously adopted.

APPROVE THE CANCELLATION OF AUGUST 22, 2018 MONTHLY COMMITTEE MEETING AND AUGUST 27, 2018 REGULAR MONTHLY COMMISSION MEETING

R: 3955-06-18- ADM-03-06-18

Chairman Lavery addressed the meeting and asked the Commission Members if, after their review, there were any questions.

At the conclusion of the review, Commissioner Janvey moved and Commissioner Grace seconded the adoption of the following Resolution:

RESOLVED, by the Delaware River Joint Toll Bridge Commission, at its Regular Meeting assembled this 25th day of June, 2018, via this Resolution authorizes the cancellation of the Commissions August 22, 2018 Committee Meeting, and August 27, 2018 Regular Monthly Commission Meeting."

Chairman Lavery then invited any further questions or comments on the Resolution. No questions were presented and the Resolution was unanimously adopted,

EASTON-PHILLIPSBURG TOLL BRIDGE SALT STORAGE BUILDING CONTRACT NO. T-771A

R: 3956-06-18- ENG-01-06-18

Chairman Lavery addressed the meeting and asked the Commission Members if, after their review, there were any questions.

At the conclusion of the review, Commissioner Stanley moved and Vice Chairman Ahmad seconded the adoption of the following Resolution:

"RESOLVED, by the Delaware River Joint Toll Bridge Commission, at its Regular Meeting assembled this 25th day of June 2018, via this Resolution, that the Commission reject all bids received for Contract No. T-711A, Easton-Phillipsburg Toll Bridge Salt Storage Building; and

"RESOLVED, The Executive Director is hereby authorized to reject all bids received on behalf of the Commission; and

DELAWARE RIVER JOINT TOLL BRIDGE COMMISSION

Meeting of June 25, 2018

Chairman Lavery then invited any further questions on the Resolution. No questions were presented and the Resolution was unanimously adopted.

SCUDDER FALLS BRIDGE REPLACEMENT PROJECT PENNDOT JURISDICTIONAL AGREEMENT NO. 0611123

R: 3957-06-18- ENG-02-06-18

Chairman Lavery addressed the Meeting and asked the Commission Members if, after their review, there were any questions.

At the conclusion of the review, Commissioner Van Vliet moved and Commissioner Grace seconded the adoption of the following Resolution:

“WHEREAS: PennDOT has under its jurisdiction various roadways within the Project area located within Bucks County, including Interstate I-95, PA Route 332, Taylorsville Road (S.R.2071) and PA Route 32 (River Road); and,

“WHEREAS: On September 1, 2016 the Commission entered into an Intergovernmental Agreement (IGA) with PennDOT (PennDOT Agreement No. 0611054) for the Project, which defines each party’s responsibilities moving forward with the Project as it relates to impacts to I-95 in PA and the Taylorsville Road Interchange. It provides authorization for the Commission, its contractors, and agents to access PennDOT State highway right-of-ways to perform any work associated with the Project, subject to providing prior written notice to the PennDOT; and

“WHEREAS: Section 3 of the IGA sets forth that the Parties’ responsibilities for structural and other infrastructure maintenance of the completed Project improvements and facilities would be set forth in a Jurisdictional Agreement; and,

“WHEREAS: The Parties have previously entered into two jurisdictional agreements which set forth the Parties’ responsibilities with respect to the maintenance of the Scudder Falls Bridge and egress and ingress ramps; and,

“WHEREAS: The first jurisdictional agreement between the Commission and PennDOT was entered into on May 24, 1968, a copy of which is incorporated herein and attached hereto as Exhibit “A” (the “1968 Agreement”); and,

“WHEREAS: The second jurisdictional agreement between the Commission and PennDOT was entered into on October 1, 1975, a copy of which is incorporated herein and attached hereto as Exhibit “B” (the “1975 Agreement”); and,

“WHEREAS: The respective right-of way jurisdictional limits of the Parties were not consistently aligned with the respective limits of the Parties maintenance obligations under the 1968 Agreement and 1975 Agreement (collectively, the “Prior Agreements”); and,

DELAWARE RIVER JOINT TOLL BRIDGE COMMISSION

Meeting of June 25, 2018

“WHEREAS: The Parties have determined that having the right-of-way jurisdictional limits match the maintenance limits is in their mutual best interest; and,

“WHEREAS: The Parties desire to set forth their respective maintenance responsibilities and jurisdictional limits with respect to the completed Project.

WHEREAS: The Commission proposes to execute the 2018 Jurisdictional Agreement No. 0611123 in order to set forth their respective maintenance responsibilities and jurisdictional limits with respect to the completed Project.

“NOW, THEREFORE, the Commission, at its Regular Meeting assembled this 25th day of June 2018, hereby resolves as follows:

“NOW THEREFORE BE IT RESOLVED: that the Executive Director is hereby authorized to execute the 2018 Jurisdictional Agreement No. 0611123 with Pennsylvania Department of Transportation to set forth their respective maintenance responsibilities and jurisdictional limits with respect to the completed Project.

Chairman Lavery then invited any questions on the Resolution. No questions were presented and the Resolution was unanimously adopted.

APPROVE RETIREE MEDICAL BENEFITS-MARGARETTA ROY, BRIDGE MONITOR I - NEW HOPE LAMBERTVILLE TOLL SUPPORTED BRIDGE-SOUTHERN REGION

R: 3958-06-18- PER -01-06-18

Chairman Lavery addressed the Meeting and asked the Commission Members if, after their review, there were any questions.

At the conclusion of the review, Commissioner Janvey moved and Commissioner Stanley seconded the adoption of the following Resolution:

“RESOLVED, by the Delaware River Joint Toll Bridge Commission at its Regular Meeting assembled this 25th day of June 2018, via this Resolution, that subject to applicable practices and procedures, the Commission approves the provision of retirement benefits to Margaretta Roy who is to retire on August 25, 2018.”

Chairman Lavery then invited any questions on the Resolution. No questions were presented and the Resolution was unanimously adopted.

DELAWARE RIVER JOINT TOLL BRIDGE COMMISSION

Meeting of June 25, 2018

APPROVE RETIREE MEDICAL BENEFITS-WILLIAM DEHAVEN, MAINTENANCE WORKER I, PORTLAND COLUMBIA TOLL BRIDGE-NORTHERN REGION

R: 3959-06-18- PER -02-06-18

Chairman Lavery addressed the Meeting and asked the Commission Members if, after their review, there were any questions.

At the conclusion of the review, Vice Chairman Ahmad moved and Commissioner Grace seconded the adoption of the following Resolution:

“RESOLVED, by the Delaware River Joint Toll Bridge Commission at its Regular Meeting assembled this 25th day of June 2018, via this Resolution, that subject to applicable practices and procedures, the Commission approves the provision of retirement benefits to William DeHaven who is to retire on August 25, 2018.”

Chairman Lavery then invited any questions on the Resolution. No questions were presented and the Resolution was unanimously adopted.

PROMOTION OF KAREN IRELAND TO TOLL SERGEANT-SOUTHERN REGION

R: 3960-06-18- PER -03-06-18

Chairman Lavery addressed the Meeting and asked the Commission Members if, after their review, there were any questions.

At the conclusion of the review, Vice Chairman Ahmad moved and Commissioner Grace seconded the adoption of the following Resolution:

“RESOLVED, by the Delaware River Joint Toll Bridge Commission at its Regular Meeting assembled this 25th day of June 2018, via this Resolution, that Karen Ireland be promoted to the position of Toll Sergeant, Southern Region in the Maintenance and Toll Operations Division, pursuant to the Operations Reorganization approved by the Board of Commissioners at the October 2017 Commission meeting. Compensation shall be set at \$67,625 per annum which is within the pay scale for the Toll Sergeant position (\$64,405 - \$70,845), in accordance with the salary table approved by the Board of Commissioners at the October 2017 Commission meeting, and effective for all appointments, promotions and reclassifications made on or after November 20, 2017. The promotion to be made pending satisfactory completion of the required personnel processing.”

Chairman Lavery then invited any questions on the Resolution. No questions were presented and the Resolution was unanimously adopted.

DELAWARE RIVER JOINT TOLL BRIDGE COMMISSION

Meeting of June 25, 2018

PROMOTION OF ROBERT CAPALDI TO TOLL SERGEANT-SOUTHERN REGION

R: 3961-06-18- PER -04-06-18

Chairman Lavery addressed the Meeting and asked the Commission Members if, after their review, there were any questions.

At the conclusion of the review, Vice Chairman Ahmad moved and Commissioner Grace seconded the adoption of the following Resolution:

“RESOLVED, by the Delaware River Joint Toll Bridge Commission at its Regular Meeting assembled this 25th day of June 2018, via this Resolution, that Robert Capaldi be promoted to the position of Toll Sergeant, Southern Region in the Maintenance and Toll Operations Division, pursuant to the Operations Reorganization approved by the Board of Commissioners at the October 2017 Commission meeting. Compensation shall be set at \$67,625 per annum which is within the pay scale for the Toll Sergeant position (\$64,405 - \$70,845), in accordance with the salary table approved by the Board of Commissioners at the October 2017 Commission meeting, and effective for all appointments, promotions and reclassifications made on or after November 20, 2017. The promotion to be made pending satisfactory completion of the required personnel processing.”

Chairman Lavery then invited any questions on the Resolution. No questions were presented and the Resolution was unanimously adopted.

PROMOTION OF RACHEL STOCKER TO TOLL SERGEANT-CENTRAL REGION

R: 3962-06-18- PER -05-06-18

Chairman Lavery addressed the Meeting and asked the Commission Members if, after their review, there were any questions.

At the conclusion of the review, Vice Chairman Ahmad moved and Commissioner Grace seconded the adoption of the following Resolution:

“RESOLVED, by the Delaware River Joint Toll Bridge Commission at its Regular Meeting assembled this 25th day of June 2018, via this Resolution, that Rachel Stocker be promoted to the position of Toll Sergeant, Central Region in the Maintenance and Toll Operations Division, pursuant to the Operations Reorganization approved by the Board of Commissioners at the October 2017 Commission meeting. Compensation shall be set at \$67,625 per annum which is within the pay scale for the Toll Sergeant position (\$64,405 - \$70,845), in accordance with the salary table approved by the Board of Commissioners at the October 2017 Commission meeting, and effective for all appointments, promotions and reclassifications made on or after November 20, 2017. The promotion to be made pending satisfactory completion of the required personnel processing.”

DELAWARE RIVER JOINT TOLL BRIDGE COMMISSION

Meeting of June 25, 2018

Chairman Lavery then invited any questions on the Resolution. No questions were presented and the Resolution was unanimously adopted.

PROMOTION OF ANNE LEAR TO TOLL SERGEANT-CENTRAL REGION

R: 3963-06-18- PER -06-06-18

Chairman Lavery addressed the Meeting and asked the Commission Members if, after their review, there were any questions.

At the conclusion of the review, Vice Chairman Ahmad moved and Commissioner Grace seconded the adoption of the following Resolution:

“RESOLVED, by the Delaware River Joint Toll Bridge Commission at its Regular Meeting assembled this 25th day of June 2018, via this Resolution, that Anne Lear be promoted to the position of Toll Sergeant, Central Region in the Maintenance and Toll Operations Division, pursuant to the Operations Reorganization approved by the Board of Commissioners at the October 2017 Commission meeting. Compensation shall be set at \$67,625 per annum which is within the pay scale for the Toll Sergeant position (\$64,405 - \$70,845), in accordance with the salary table approved by the Board of Commissioners at the October 2017 Commission meeting, and effective for all appointments, promotions and reclassifications made on or after November 20, 2017. The promotion to be made pending satisfactory completion of the required personnel processing.”

Chairman Lavery then invited any questions on the Resolution. No questions were presented and the Resolution was unanimously adopted.

PROMOTION OF DONNA PIAZZA TO TOLL SERGEANT-CENTRAL REGION

R: 3964-06-18- PER -07-06-18

Chairman Lavery addressed the Meeting and asked the Commission Members if, after their review, there were any questions.

At the conclusion of the review, Vice Chairman Ahmad moved and Commissioner Grace seconded the adoption of the following Resolution:

“RESOLVED, by the Delaware River Joint Toll Bridge Commission at its Regular Meeting assembled this 25th day of June 2018, via this Resolution, that Donna Piazza be promoted to the position of Toll Sergeant, Central Region in the Maintenance and Toll Operations Division, pursuant to the Operations Reorganization approved by the Board of Commissioners at the October 2017 Commission meeting. Compensation shall be set at \$67,625 per annum which is within the pay scale for the Toll Sergeant position (\$64,405 - \$70,845), in accordance with the salary table approved by the Board of Commissioners at the October 2017 Commission meeting,

DELAWARE RIVER JOINT TOLL BRIDGE COMMISSION

Meeting of June 25, 2018

and effective for all appointments, promotions and reclassifications made on or after November 20, 2017. The promotion to be made pending satisfactory completion of the required personnel processing.”

Chairman Lavery then invited any questions on the Resolution. No questions were presented and the Resolution was unanimously adopted.

PROMOTION OF CYNTHIA OTTINGER TO TOLL CORPORAL-SOUTHERN REGION

R: 3965-06-18- PER -08-06-18

Chairman Lavery addressed the Meeting and asked the Commission Members if, after their review, there were any questions.

At the conclusion of the review, Vice Chairman Ahmad moved and Commissioner Grace seconded the adoption of the following Resolution:

“**RESOLVED**, by the Delaware River Joint Toll Bridge Commission at its Regular Meeting assembled this 25th day of June 2018, via this Resolution, that Cynthia Ottinger be promoted to the position of Toll Corporal, Southern Region in the Maintenance and Toll Operations Division, pursuant to the Operations Reorganization approved by the Board of Commissioners at the October 2017 Commission meeting. Compensation shall be set at \$56,845 per annum which is within the pay scale for the Toll Corporal position (\$56,845 - \$62,529), in accordance with the salary table approved by the Board of Commissioners at the October 2017 Commission meeting, and effective for all appointments, promotions and reclassifications made on or after November 20, 2017. The promotion to be made pending satisfactory completion of the required personnel processing.

Chairman Lavery then invited any questions on the Resolution. No questions were presented and the Resolution was unanimously adopted.

PROMOTION OF MARQUAN SMITH TO TOLL CORPORAL-SOUTHERN REGION

R: 3966-06-18- PER -09-06-18

Chairman Lavery addressed the Meeting and asked the Commission Members if, after their review, there were any questions.

At the conclusion of the review, Vice Chairman Ahmad moved and Commissioner Grace seconded the adoption of the following Resolution:

“**RESOLVED**, by the Delaware River Joint Toll Bridge Commission at its Regular Meeting assembled this 25th day of June 2018, via this Resolution, that Marquan Smith be promoted to

DELAWARE RIVER JOINT TOLL BRIDGE COMMISSION

Meeting of June 25, 2018

the position of Toll Corporal, Southern Region in the Maintenance and Toll Operations Division, pursuant to the Operations Reorganization approved by the Board of Commissioners at the October 2017 Commission meeting. Compensation shall be set at \$56,845 per annum which is within the pay scale for the Toll Corporal position (\$56,845 - \$62,529), in accordance with the salary table approved by the Board of Commissioners at the October 2017 Commission meeting, and effective for all appointments, promotions and reclassifications made on or after November 20, 2017. The promotion to be made pending satisfactory completion of the required personnel processing.”

Chairman Lavery then invited any questions on the Resolution. No questions were presented and the Resolution was unanimously adopted.

PROMOTION OF TUCREHA MELVIN-WESTCOTT TO TOLL CORPORAL-SOUTHERN REGION

R: 3967-06-18- PER -10-06-18

Chairman Lavery addressed the Meeting and asked the Commission Members if, after their review, there were any questions.

At the conclusion of the review, Vice Chairman Ahmad moved and Commissioner Grace seconded the adoption of the following Resolution:

“**RESOLVED**, by the Delaware River Joint Toll Bridge Commission at its Regular Meeting assembled this 25th day of June 2018, via this Resolution, that Tuceha Melvin-Westcott be promoted to the position of Toll Corporal, Southern Region in the Maintenance and Toll Operations Division, pursuant to the Operations Reorganization approved by the Board of Commissioners at the October 2017 Commission meeting. Compensation shall be set at \$56,845 per annum which is within the pay scale for the Toll Corporal position (\$56,845 - \$62,529), in accordance with the salary table approved by the Board of Commissioners at the October 2017 Commission meeting, and effective for all appointments, promotions and reclassifications made on or after November 20, 2017. The promotion to be made pending satisfactory completion of the required personnel processing.”

Chairman Lavery then invited any questions on the Resolution. No questions were presented and the Resolution was unanimously adopted.

PROMOTION OF CAYLA ESPOSITO TO TOLL CORPORAL-SOUTHERN REGION

R: 3968-06-18- PER -11-06-18

Chairman Lavery addressed the Meeting and asked the Commission Members if, after their review, there were any questions.

DELAWARE RIVER JOINT TOLL BRIDGE COMMISSION

Meeting of June 25, 2018

At the conclusion of the review, Vice Chairman Ahmad moved and Commissioner Grace seconded the adoption of the following Resolution:

“RESOLVED, by the Delaware River Joint Toll Bridge Commission at its Regular Meeting assembled this 25th day of June 2018, via this Resolution, that Cayla Esposito be promoted to the position of Toll Corporal, Southern Region in the Maintenance and Toll Operations Division, pursuant to the Operations Reorganization approved by the Board of Commissioners at the October 2017 Commission meeting. Compensation shall be set at \$56,845 per annum which is within the pay scale for the Toll Corporal position (\$56,845 - \$62,529), in accordance with the salary table approved by the Board of Commissioners at the October 2017 Commission meeting, and effective for all appointments, promotions and reclassifications made on or after November 20, 2017. The promotion to be made pending satisfactory completion of the required personnel processing.”

Chairman Lavery then invited any questions on the Resolution. No questions were presented and the Resolution was unanimously adopted.

PROMOTION OF GERALD DIMAIO TO TOLL CORPORAL-CENTRAL REGION

R: 3969-06-18- PER -12-06-18

Chairman Lavery addressed the Meeting and asked the Commission Members if, after their review, there were any questions.

At the conclusion of the review, Vice Chairman Ahmad moved and Commissioner Grace seconded the adoption of the following Resolution:

“RESOLVED, by the Delaware River Joint Toll Bridge Commission at its Regular Meeting assembled this 25th day of June 2018, via this Resolution, that Gerald DiMaio be promoted to the position of Toll Corporal, Central Region in the Maintenance and Toll Operations Division, pursuant to the Operations Reorganization approved by the Board of Commissioners at the October 2017 Commission meeting. Compensation shall be set at \$56,845 per annum which is within the pay scale for the Toll Corporal position (\$56,845 - \$62,529), in accordance with the salary table approved by the Board of Commissioners at the October 2017 Commission meeting, and effective for all appointments, promotions and reclassifications made on or after November 20, 2017. The promotion to be made pending satisfactory completion of the required personnel processing.”

Chairman Lavery then invited any questions on the Resolution. No questions were presented and the Resolution was unanimously adopted.

DELAWARE RIVER JOINT TOLL BRIDGE COMMISSION

Meeting of June 25, 2018

PROMOTION OF DANIEL PAUGH TO TOLL CORPORAL-CENTRAL REGION

R: 3970-06-18- PER -13-06-18

Chairman Lavery addressed the Meeting and asked the Commission Members if, after their review, there were any questions.

At the conclusion of the review, Vice Chairman Ahmad moved and Commissioner Grace seconded the adoption of the following Resolution:

“RESOLVED, by the Delaware River Joint Toll Bridge Commission at its Regular Meeting assembled this 25th day of June 2018, via this Resolution, that Daniel Paugh be promoted to the position of Toll Corporal, Central Region in the Maintenance and Toll Operations Division, pursuant to the Operations Reorganization approved by the Board of Commissioners at the October 2017 Commission meeting. Compensation shall be set at \$56,845 per annum which is within the pay scale for the Toll Corporal position (\$56,845 - \$62,529), in accordance with the salary table approved by the Board of Commissioners at the October 2017 Commission meeting, and effective for all appointments, promotions and reclassifications made on or after November 20, 2017. The promotion to be made pending satisfactory completion of the required personnel processing.”

Chairman Lavery then invited any questions on the Resolution. No questions were presented and the Resolution was unanimously adopted

PROMOTION OF SHUZ LANGE TO TOLL CORPORAL-CENTRAL REGION

R: 3971-06-18- PER -14-06-18

Chairman Lavery addressed the Meeting and asked the Commission Members if, after their review, there were any questions.

At the conclusion of the review, Vice Chairman Ahmad moved and Commissioner Grace seconded the adoption of the following Resolution:

“RESOLVED, by the Delaware River Joint Toll Bridge Commission at its Regular Meeting assembled this 25th day of June 2018, via this Resolution, that Shuz Lange be promoted to the position of Toll Corporal, Central Region in the Maintenance and Toll Operations Division, pursuant to the Operations Reorganization approved by the Board of Commissioners at the October 2017 Commission meeting. Compensation shall be set at \$56,845 per annum which is within the pay scale for the Toll Corporal position (\$56,845 - \$62,529), in accordance with the salary table approved by the Board of Commissioners at the October 2017 Commission meeting, and effective for all appointments, promotions and reclassifications made on or after November 20, 2017. The promotion to be made pending satisfactory completion of the required personnel processing.”

DELAWARE RIVER JOINT TOLL BRIDGE COMMISSION

Meeting of June 25, 2018

Chairman Lavery then invited any questions on the Resolution. No questions were presented and the Resolution was unanimously adopted

PROMOTION OF ERNESTO MINARDI TO TOLL CORPORAL-CENTRAL REGION

R: 3972-06-18- PER -15-06-18

Chairman Lavery addressed the Meeting and asked the Commission Members if, after their review, there were any questions.

At the conclusion of the review, Vice Chairman Ahmad moved and Commissioner Grace seconded the adoption of the following Resolution:

“RESOLVED, by the Delaware River Joint Toll Bridge Commission at its Regular Meeting assembled this 25th day of June 2018, via this Resolution, that Ernesto Minardi be promoted to the position of Toll Corporal, Central Region in the Maintenance and Toll Operations Division, pursuant to the Operations Reorganization approved by the Board of Commissioners at the October 2017 Commission meeting. Compensation shall be set at \$56,845 per annum which is within the pay scale for the Toll Corporal position (\$56,845 - \$62,529), in accordance with the salary table approved by the Board of Commissioners at the October 2017 Commission meeting, and effective for all appointments, promotions and reclassifications made on or after November 20, 2017. The promotion to be made pending satisfactory completion of the required personnel processing.”

Chairman Lavery then invited any questions on the Resolution. No questions were presented and the Resolution was unanimously adopted

PROMOTION OF AARON SCHERMERHORN TO DEPUTY REGIONAL MAINTENANCE SUPERVISOR-SOUTHERN REGION

R: 3973-06-18- PER -16-06-18

Chairman Lavery addressed the Meeting and asked the Commission Members if, after their review, there were any questions.

At the conclusion of the review, Vice Chairman Ahmad moved and Commissioner Grace seconded the adoption of the following Resolution:

“RESOLVED, by the Delaware River Joint Toll Bridge Commission at its Regular Meeting assembled this 25th day of June 2018, via this Resolution, that Aaron Schermerhorn be promoted to the position of Deputy Regional Maintenance Supervisor, Southern Region in the Maintenance and Toll Operations Division, pursuant to the Operations Reorganization approved by the Board of Commissioners at the October 2017 Commission meeting. Compensation shall be set at

DELAWARE RIVER JOINT TOLL BRIDGE COMMISSION

Meeting of June 25, 2018

\$65,860 per annum, which is within the pay scale for the Regional Maintenance Supervisor position (\$63,860- \$70,246), in accordance with the salary table approved by the Board of Commissioners at the October 2017 Commission meeting, and effective for all appointments, promotions and reclassifications made on or after November 20, 2017. The promotion to be made pending satisfactory completion of the required personnel processing.”

Chairman Lavery then invited any questions on the Resolution. No questions were presented and the Resolution was unanimously adopted

PROMOTION OF LEON WERKHEISER TO DEPUTY REGIONAL MAINTENANCE SUPERVISOR-NORTHERN REGION

R: 3974-06-18- PER -17-06-18

Chairman Lavery addressed the Meeting and asked the Commission Members if, after their review, there were any questions.

At the conclusion of the review, Vice Chairman Ahmad moved and Commissioner Grace seconded the adoption of the following Resolution:

“RESOLVED, by the Delaware River Joint Toll Bridge Commission at its Regular Meeting assembled this 25th day of June 2018, via this Resolution, that Leon Werkheiser, Jr. be promoted to the position of Deputy Regional Maintenance Supervisor, Northern Region in the Maintenance and Toll Operations Division, pursuant to the Operations Reorganization approved by the Board of Commissioners at the October 2017 Commission meeting. Compensation shall be set at \$65,860 per annum, which is within the pay scale for the Regional Maintenance Supervisor position (\$63,860 - \$70,246), in accordance with the salary table approved by the Board of Commissioners at the October 2017 Commission meeting, and effective for all appointments, promotions and reclassifications made on or after November 20, 2017. The promotion to be made pending satisfactory completion of the required personnel processing.”

Chairman Lavery then invited any questions on the Resolution. No questions were presented and the Resolution was unanimously adopted

PROMOTION OF KENNETH MONDZAK TO BRIDGE SECURITY ASSISTANT COORDINATOR-SOUTHERN REGION

R: 3975-06-18- PER -18-06-18

Chairman Lavery addressed the Meeting and asked the Commission Members if, after their review, there were any questions.

At the conclusion of the review, Vice Chairman Ahmad moved and Commissioner Grace seconded the adoption of the following Resolution:

DELAWARE RIVER JOINT TOLL BRIDGE COMMISSION

Meeting of June 25, 2018

“RESOLVED, by the Delaware River Joint Toll Bridge Commission at its Regular Meeting assembled this 25th day of June 2018, via this Resolution, that Kenneth Mondzak be promoted to the position of Bridge Security Assistant Coordinator, Southern Region in the Public Safety and Bridge Security Division, pursuant to the Operations Reorganization approved by the Board of Commissioners at the October 2017 Commission meeting. Compensation shall be set at \$56,364 per annum, which is within the pay scale for the Bridge Security Assistant Coordinator position (\$56,364 - \$62,000), in accordance with the salary table approved by the Board of Commissioners at the October 2017 Commission meeting, and effective for all appointments, promotions and reclassifications made on or after November 20, 2017. The promotion to be made pending satisfactory completion of the required personnel processing.”

Chairman Lavery then invited any questions on the Resolution. No questions were presented and the Resolution was unanimously adopted

PROMOTION OF ANTOINE HOLMES TO BRIDGE SECURITY ASSISTANT COORDINATOR-SOUTHERN REGION

R: 3976-06-18- PER -19-06-18

Chairman Lavery addressed the Meeting and asked the Commission Members if, after their review, there were any questions.

At the conclusion of the review, Vice Chairman Ahmad moved and Commissioner Grace seconded the adoption of the following Resolution:

“RESOLVED, by the Delaware River Joint Toll Bridge Commission at its Regular Meeting assembled this 25th day of June 2018, via this Resolution, that Antoine Holmes be promoted to the position of Bridge Security Assistant Coordinator, Southern Region in the Public Safety and Bridge Security Division, pursuant to the Operations Reorganization approved by the Board of Commissioners at the October 2017 Commission meeting. Compensation shall be set at \$56,364 per annum, which is within the pay scale for the Bridge Security Assistant Coordinator position (\$56,364 - \$62,000), in accordance with the salary table approved by the Board of Commissioners at the October 2017 Commission meeting, and effective for all appointments, promotions and reclassifications made on or after November 20, 2017. The promotion to be made pending satisfactory completion of the required personnel processing.”

Chairman Lavery then invited any questions on the Resolution. No questions were presented and the Resolution was unanimously adopted

DELAWARE RIVER JOINT TOLL BRIDGE COMMISSION

Meeting of June 25, 2018

PROMOTION OF JAMES MCCANN TO BRIDGE SECURITY ASSISTANT COORDINATOR-SOUTHERN REGION

R: 3977-06-18- PER -20-06-18

Chairman Lavery addressed the Meeting and asked the Commission Members if, after their review, there were any questions.

At the conclusion of the review, Vice Chairman Ahmad moved and Commissioner Grace seconded the adoption of the following Resolution:

“RESOLVED, by the Delaware River Joint Toll Bridge Commission at its Regular Meeting assembled this 25th day of June 2018, via this Resolution, that James McCann be promoted to the position of Bridge Security Assistant Coordinator, Southern Region in the Public Safety and Bridge Security Division, pursuant to the Operations Reorganization approved by the Board of Commissioners at the October 2017 Commission meeting. Compensation shall be set at \$56,364 per annum, which is within the pay scale for the Bridge Security Assistant Coordinator position (\$56,364 - \$62,000), in accordance with the salary table approved by the Board of Commissioners at the October 2017 Commission meeting, and effective for all appointments, promotions and reclassifications made on or after November 20, 2017. The promotion to be made pending satisfactory completion of the required personnel processing.”

Chairman Lavery then invited any questions on the Resolution. No questions were presented and the Resolution was unanimously adopted

PROMOTION OF TONYA MECSEY TO BRIDGE SECURITY ASSISTANT COORDINATOR-SOUTHERN REGION

R: 3978-06-18- PER -21-06-18

Chairman Lavery addressed the Meeting and asked the Commission Members if, after their review, there were any questions.

At the conclusion of the review, Vice Chairman Ahmad moved and Commissioner Grace seconded the adoption of the following Resolution:

“RESOLVED, by the Delaware River Joint Toll Bridge Commission at its Regular Meeting assembled this 25th day of June 2018, via this Resolution, that Tonya Mecsey be promoted to the position of Bridge Security Assistant Coordinator, Southern Region in the Public Safety and Bridge Security Division, pursuant to the Operations Reorganization approved by the Board of Commissioners at the October 2017 Commission meeting. Compensation shall be set at \$56,364 per annum, which is within the pay scale for the Bridge Security Assistant Coordinator position (\$56,364 - \$62,000), in accordance with the salary table approved by the Board of Commissioners at the October 2017 Commission meeting, and effective for all appointments,

DELAWARE RIVER JOINT TOLL BRIDGE COMMISSION

Meeting of June 25, 2018

promotions and reclassifications made on or after November 20, 2017. The promotion to be made pending satisfactory completion of the required personnel processing.”

PROMOTION OF JOHN KELLY TO BRIDGE SECURITY ASSISTANT COORDINATOR-SOUTHERN REGION

R: 3979-06-18- PER -22-06-18

Chairman Lavery addressed the Meeting and asked the Commission Members if, after their review, there were any questions.

At the conclusion of the review, Vice Chairman Ahmad moved and Commissioner Grace seconded the adoption of the following Resolution:

“RESOLVED, by the Delaware River Joint Toll Bridge Commission at its Regular Meeting assembled this 25th day of June 2018, via this Resolution, that John Kelly be promoted to the position of Bridge Security Assistant Coordinator, Southern Region in the Public Safety and Bridge Security Division, pursuant to the Operations Reorganization approved by the Board of Commissioners at the October 2017 Commission meeting. Compensation shall be set at \$56,364 per annum, which is within the pay scale for the Bridge Security Assistant Coordinator position (\$56,364 - \$62,000), in accordance with the salary table approved by the Board of Commissioners at the October 2017 Commission meeting, and effective for all appointments, promotions and reclassifications made on or after November 20, 2017. The promotion to be made pending satisfactory completion of the required personnel processing.”

Chairman Lavery then invited any questions on the Resolution. No questions were presented and the Resolution was unanimously adopted

PROMOTION OF THOMAS WALSH TO BRIDGE SECURITY ASSISTANT COORDINATOR-CENTRAL REGION

R: 3980-06-18- PER -23-06-18

Chairman Lavery addressed the Meeting and asked the Commission Members if, after their review, there were any questions.

At the conclusion of the review, Vice Chairman Ahmad moved and Commissioner Grace seconded the adoption of the following Resolution:

“RESOLVED, by the Delaware River Joint Toll Bridge Commission at its Regular Meeting assembled this 25th day of June 2018, via this Resolution, that Thomas Walsh be promoted to the position of Bridge Security Assistant Coordinator, Central Region in the Public Safety and Bridge Security Division, pursuant to the Operations Reorganization approved by the Board of Commissioners at the October 2017 Commission meeting. Compensation shall be set at \$56,364

DELAWARE RIVER JOINT TOLL BRIDGE COMMISSION

Meeting of June 25, 2018

per annum, which is within the pay scale for the Bridge Security Assistant Coordinator position (\$56,364 - \$62,000), in accordance with the salary table approved by the Board of Commissioners at the October 2017 Commission meeting, and effective for all appointments, promotions and reclassifications made on or after November 20, 2017. The promotion to be made pending satisfactory completion of the required personnel processing.”

Chairman Lavery then invited any questions on the Resolution. No questions were presented and the Resolution was unanimously adopted.

PROMOTION OF ANTHONY DORAN TO BRIDGE SECURITY ASSISTANT COORDINATOR-CENTRAL REGION

R: 3981-06-18- PER -24-06-18

Chairman Lavery addressed the Meeting and asked the Commission Members if, after their review, there were any questions.

At the conclusion of the review, Vice Chairman Ahmad moved and Commissioner Grace seconded the adoption of the following Resolution:

“**RESOLVED**, by the Delaware River Joint Toll Bridge Commission at its Regular Meeting assembled this 25th day of June 2018, via this Resolution, that Anthony Doran be promoted to the position of Bridge Security Assistant Coordinator, Central Region in the Public Safety and Bridge Security Division, pursuant to the Operations Reorganization approved by the Board of Commissioners at the October 2017 Commission meeting. Compensation shall be set at \$56,364 per annum, which is within the pay scale for the Bridge Security Assistant Coordinator position (\$56,364 - \$62,000), in accordance with the salary table approved by the Board of Commissioners at the October 2017 Commission meeting, and effective for all appointments, promotions and reclassifications made on or after November 20, 2017. The promotion to be made pending satisfactory completion of the required personnel processing.”

Chairman Lavery then invited any questions on the Resolution. No questions were presented and the Resolution was unanimously adopted.

PROMOTION OF KYLE FAUST TO BRIDGE SECURITY ASSISTANT COORDINATOR-CENTRAL REGION

R: 3982-06-18- PER -25-06-18

Chairman Lavery addressed the Meeting and asked the Commission Members if, after their review, there were any questions.

At the conclusion of the review, Vice Chairman Ahmad moved and Commissioner Grace seconded the adoption of the following Resolution:

DELAWARE RIVER JOINT TOLL BRIDGE COMMISSION

Meeting of June 25, 2018

“RESOLVED, by the Delaware River Joint Toll Bridge Commission at its Regular Meeting assembled this 25th day of June 2018, via this Resolution, that Kyle Faust be promoted to the position of Bridge Security Assistant Coordinator, Central Region in the Public Safety and Bridge Security Division, pursuant to the Operations Reorganization approved by the Board of Commissioners at the October 2017 Commission meeting. Compensation shall be set at \$56,364 per annum, which is within the pay scale for the Bridge Security Assistant Coordinator position (\$56,364 - \$62,000), in accordance with the salary table approved by the Board of Commissioners at the October 2017 Commission meeting, and effective for all appointments, promotions and reclassifications made on or after November 20, 2017. The promotion to be made pending satisfactory completion of the required personnel processing.”

Chairman Lavery then invited any questions on the Resolution. No questions were presented and the Resolution was unanimously adopted.

PROMOTION OF STEVEN HORVATH TO BRIDGE SECURITY ASSISTANT COORDINATOR-CENTRAL REGION

R: 3983-06-18- PER -26-06-18

Chairman Lavery addressed the Meeting and asked the Commission Members if, after their review, there were any questions.

At the conclusion of the review, Vice Chairman Ahmad moved and Commissioner Grace seconded the adoption of the following Resolution:

“RESOLVED, by the Delaware River Joint Toll Bridge Commission at its Regular Meeting assembled this 25th day of June 2018, via this Resolution, that Steven Horvath be promoted to the position of Bridge Security Assistant Coordinator, Central Region in the Public Safety and Bridge Security Division, pursuant to the Operations Reorganization approved by the Board of Commissioners at the October 2017 Commission meeting. Compensation shall be set at \$56,364 per annum, which is within the pay scale for the Bridge Security Assistant Coordinator position (\$56,364 - \$62,000), in accordance with the salary table approved by the Board of Commissioners at the October 2017 Commission meeting, and effective for all appointments, promotions and reclassifications made on or after November 20, 2017. The promotion to be made pending satisfactory completion of the required personnel processing.”

Chairman Lavery then invited any questions on the Resolution. No questions were presented and the Resolution was unanimously adopted.

DELAWARE RIVER JOINT TOLL BRIDGE COMMISSION

Meeting of June 25, 2018

APPROVAL FOR PAYMENT OF INVOICES STRADLEY RONON, PA LABOR COUNSEL

R: 3984-06-18- ACCT -01-06-18

Chairman Lavery addressed the Meeting and asked the Commission Members if, after their review, there were any questions.

At the conclusion of the review, Commissioner Van Vliet moved and Commissioner Grace seconded the adoption of the following Resolution:

“RESOLVED, by the Delaware River Joint Toll Bridge Commission at its Regular Meeting assembled this 25th day of June 2018, via this Resolution, authorizes payment of invoices #18051816, and #18051814 in the total amount of \$ 3,175.04 Professional Services Rendered to Stradley Ronon, PA Labor Counsel; and

“RESOLVED: identifying the Operating Fund as the source of funds required for any and all disbursements.”

Chairman Lavery then invited any questions on the Resolution. No questions were presented and the Resolution was unanimously adopted.

APPROVAL FOR PAYMENT OF INVOICES ARCHER LAW, PA LEGAL COUNSEL

R: 3985-06-18- ACCT -02-06-18

Chairman Lavery addressed the Meeting and asked the Commission Members if, after their review, there were any questions.

At the conclusion of the review, Commissioner Van Vliet moved and Commissioner Grace seconded the adoption of the following Resolution:

“RESOLVED, by the Delaware River Joint Toll Bridge Commission at its Regular Meeting assembled this 25th day of June 2018, via this Resolution authorizes Authorization for payment of invoices #4119466, #4122544, #4122543, and #4119435 in the total amount due of \$2,070.72 for Professional Services Rendered; and

“RESOLVED: identifying the Operating Fund as the source of funds required for any and all disbursements.”

Chairman Lavery then invited any questions on the Resolution. No questions were presented and the Resolution was unanimously adopted.

DELAWARE RIVER JOINT TOLL BRIDGE COMMISSION

Meeting of June 25, 2018

APPROVAL FOR PAYMENT OF INVOICES

CHIESA SHAHINIAN & GIANTOMASI, NJ LABOR COUNSEL

R: 3986-06-18- ACCT -03-06-18

Chairman Lavery addressed the Meeting and asked the Commission Members if, after their review, there were any questions.

At the conclusion of the review, Commissioner Van Vliet moved and Commissioner Grace seconded the adoption of the following Resolution:

“RESOLVED, by the Delaware River Joint Toll Bridge Commission at its Regular Meeting assembled this 25th day of June 2018, via this Resolution authorizes payment of invoice #383353 #383354 and #383351 in the total amount due of \$ 6,628.64 for professional services rendered to Chiesa, Shahinian & Giantomasi, New Jersey Labor Counsel; and

“RESOLVED: identifying the Operating Fund as the source of funds required for any and all disbursements.”

Chairman Lavery then invited any questions on the Resolution. No questions were presented and the Resolution was unanimously adopted.

APPROVAL FOR PAYMENT OF INVOICES

FLORIO, PERRUCCI, STEINHARDT AND CAPPELLI, NJ LEGAL COUNSEL

R: 3987-06-18- ACCT -04-06-18

Chairman Lavery addressed the Meeting and asked the Commission Members if, after their review, there were any questions.

At the conclusion of the review, Commissioner Van Vliet moved and Commissioner Grace seconded the adoption of the following Resolution:

“RESOLVED, by the Delaware River Joint Toll Bridge Commission at its Regular Meeting assembled this 25th day of June 2018, via this Resolution authorizes payment of invoices #150252, #150327, #149501, #150535 and #149504 in the total amount due of \$22,145.62 for Capital and Non-Capital Professional Services to Florio, Perrucci, Steinhardt and Cappelli, NJ Legal Counsel; and

“RESOLVED, identifying the Operating Fund as the source of funds required for any and all disbursements.”

Chairman Lavery then invited any questions on the Resolution. No questions were presented and the Resolution was unanimously adopted.

DELAWARE RIVER JOINT TOLL BRIDGE COMMISSION

Meeting of June 25, 2018

INVITE ANY COMMENTS FROM THE PUBLIC

Chairman Lavery invited any Comments from the public.

Henry Schepens, Mayor of Milford Borough NJ addressed the meeting and said;

"Good morning, everyone. My name's Henry Schepens. I'm the Mayor of Milford Borough, and with me is Robert Castagna. He's a Councilman and also owns a bed and breakfast in Chestnut Hill. We have a wonderful bridge, toll supported bridge or a non-toll bridge. It's unlimited in weight restriction, 80,000 pounds. And one of the reasons we are here today is to discuss a lot of trucks are coming through our little, tiny town and they're trying to cross at Riegelsville because that's considered a free bridge, but no one can get across it, not a tractor-trailer. So they are being diverted down south and they come to Milford. They go throughout four 90-degree turns. trying to keep that traffic down or out in some other way. Also, the town, we don't have police protection. We had a paper mill that went out of business 15 years ago and we had to make some deep budget cuts, so security safety was one of them, although state police have been doing a fantastic patrolling everything. But, again, it is a lot of coverage area when you talk about Kingway and Alexandria. It's a big area. They can't be at the bridge all the time. We have also on top of the trucks going through town, we also are experiencing a lot of people now trying to get access to the river right at the Bridge Commission -- right at the bridge heading there. They park where the guard originally parks and they gather around the building. We are kind of concerned. We can watch a little bit, but if there is a citizen saying, hey, you really shouldn't be here. This is private property and all that. We don't have much say. So people are going in I think you said about a hundred people this weekend. Jumped in the river. No safety vests or nothing. They are congregating right there where the trucks are coming off the bridge or onto the bridge. It's a pretty dangerous area. We are concerned there might be some issues coming up, if there haven't already been. We were not sure what the solutions are, but we're coming here I guess at the very highest level of the Commission to kind of just see if there is a department we can find to eliminate the truck traffic through town, maybe get some help in getting the tubers and kayakers to come down -- stop coming down around the bridge and possibly get some assistance with some traffic signs to keep the speeds down on Main Street and continue 15 mile an hour over the bridge and continue through our town. It is 1,200 people and one square mile, but because of the unrestricted bridge, we are very popular."

DELAWARE RIVER JOINT TOLL BRIDGE COMMISSION

Meeting of June 25, 2018

Robert Castagna, Town Council Member from Hunterdon County, Milford NJ addressed the meeting and said;

"I lived by the bridge for like 36 years with the bed and breakfast there and I got to meet a lot of the employees there. Many years ago our town was started and the main features of the town were the mill and the way to cross the river at Ford. That's how the town got its name. And here we are 150 years later and the two most important things happened in our town, including the mill and the weight across the river, your bridge. Our mill closed and when that mill closed, it was a devastating effect for the area. It was the largest employer in town for almost a hundred years. We lost 1,000 jobs. We lost thousands and the town incurred thousands and thousands of dollars fighting the paper mill. And as the mayor said, one of the main things we did was to eliminate our police force to try and save money. That makes our town unique. It's also unique because of your bridge. I believe it's the only toll free bridge without weight restrictions. Because of that, we are getting many, many tractor-trailers that are trying to come down from 78 for the some reason, whether it was destruction of the tolls. They are coming down from Riegelsville side and the Milford side. The worst place to have tractor-trailers is coming down from Riegelsville to Milford. If any of you have not been up to Riegelsville, I encourage you to go to the Riegelsville Inn and see what it is like for a tractor-trailer to try to cross there coming down a little one-lane road along the Delaware River to Milford and see what it's like for a tractor-trailer to come down that one-lane road and try to make four 90-degree turns to get back onto the main street. So there is two things I want to talk about. Paper mill loss and the devastating thing it did to our town and your bridge, the uniqueness of that bridge. We are asking for help in three areas. One, we need the tractor-trailers to stop coming down along the river. I don't know what it is. Whether you need to put better signs up or work with the Department of Transportation or GPS things. You could not take a worse place for traffic. Two, as the mayor suggested, we're having a serious problem with party goers trying to go in the river. Typically we are getting 90 people on a typical summer. Because there is no weight restriction there is usually no guard there and we have no police, so we're bringing all these trucks in the town, we're bringing all these party people into town. And you couldn't pick a worse place to have 100 people congregate with tubes and rafts and going down into the river. The third thing we are here for is to ask for your assistance. We would like to put some speed limit signs in our town. We're constantly replacing the bollards we put on the corners because of the tractor-trailers. Our town is broke. We have no money. We need some financial assistance from you guys to deal with these things. So if there is ever, you know, a chance where you could talk about doing financial assistance for a town, we're here asking for some help at Milford. I think it's a unique town and the fact there are no police there. From your Bridge Commission, the fact that it's the only toll free bridge that has no weight restriction and it's a magnet for bringing all these

DELAWARE RIVER JOINT TOLL BRIDGE COMMISSION

Meeting of June 25, 2018

trucks down is really causing some problems. We are here asking for your help to fix these problems and financial help that we are dealing with. Thank you. Any questions?

Mr. Resta addressed the meeting and said:

"Honestly, we would be happy to meet with you. We do have limited availability to curtail recreational use to a river. That's not our core mission. Our core mission is the bridges and the transport across them. We would be happy to talk to you about additional signage. I would think that the – that Milford would probably also maybe pass some ordinances limiting tractor-trailers from its own roadways first. We have no ability to do that for you. But we will certainly talk to DOT and coordinate as best as we can. We have --it's overweight crossings on the other bridges are a difficult situation for us. That bridge doesn't not have this because it's a hardier bridge than some of the other bridges, but we would be happy to sit with you and talk."

Mr. Castagna then said;

We invite you to come to our town to our Council meeting and talk with us. We need help.

Mr. Resta replied:

"Okay. I would suggest that, you know, we meet with the mayor and yourself and try to work on something. To just merely go to a Council, we have very little ability to just hand out money. But things that we can do, we need to talk through because it is not just the Bridge Commission. In large part it is NJ DOT. We can coordinate with NJDOT on your behalf."

Mr. Schepens stated that would be perfect

Chairman Lavery addressed that meeting and said:

"We appreciate you coming out. We know how busy you are and you have certainly been gentlemen, so we will try to work with you as much as we can."

Commissioner Van Vliet addressed the meeting and said

"I just want to thank the staff, because I think they did an excellent job on the ceremony for the lighting of the sign on the Trenton-Morrisville Bridge. It was an outstanding event and I would just like to thank everyone involved for their participation. It went off without a hitch. Thank you very much. Sorry, Mr. Chairman."

DELAWARE RIVER JOINT TOLL BRIDGE COMMISSION

Meeting of June 25, 2018

Commissioner Laurenti second Commissioner Van Vliet's comments, as did all the other Commission Members.

SCHEDULING OF THE JULY 30, 2018 MEETING

Chairman Lavery addressed the Meeting and stated that the Commission's next meeting will be scheduled to be held Monday, July 30, 2018.

The Meeting will be called to Order at 10:30 a.m. in the Boardroom at the New Hope Executive Offices, New Hope Pennsylvania 18938-9519.

Chairman Lavery assured the Commission Members that an "Official Notice of Meeting" would be forwarded to each and every Member of the Commission

ADJOURNMENT

Chairman Lavery invited a motion for Adjournment.

Vice Chairman Ahmad then moved that the Meeting be adjourned and Commissioner Grace seconded the motion. The voice vote was unanimously affirmative and the Meeting was adjourned at 10:55 am, Monday, June 25, 2018.

Prepared and submitted by:



WENDY READING

Assistant Secretary Treasurer to the Commission

Approved by:



JOSEPH J. RESTA

Executive Director

DELAWARE RIVER JOINT TOLL BRIDGE COMMISSION

Meeting of June 25, 2018

FINANCE

The following Pages reflect the reports on those items assigned to the Finance Department. Each item is reported separately and page numbered accordingly.

DELAWARE RIVER JOINT TOLL BRIDGE COMMISSION

Meeting of June 25, 2018

SUBJECT	DESCRIPTION	PAGE NUMBER
Accounting	Status of Cash Balances at May 31, 2018	1
Accounting	Status of Bond Retirement at May 31, 2018	2
Accounting	Status of Investments at May 31, 2018	3-7
Accounting	Status of Toll Traffic and Revenue & Toll Supported Traffic Month of May 2018 Compared with Month of May 2017	8-21
Accounting	Statistical Summary of Expenditures on Toll Bridges and Toll Supported Bridges Accounts for the Period May 1, 2018 through May 31, 2018	22-34
Accounting	Statement of Revenue and Expenses: Five Months Period ending May 31, 2018	35

DELAWARE RIVER JOINT TOLL BRIDGE COMMISSION

Meeting of June 25, 2018

**There follows Cash Balances of the Commission at May 31, 2018 for the
information and review of the Members:**

COMMISSION CASH DEPOSITS

Wells Fargo Bank, N. A.

Revenue Fund	7,601,101
Payroll Fund	76,727
Insurance Clearing Account	750,000
TOTAL	\$ 8,427,828

CASH DEPOSIT GUARANTEES

Wells Fargo Bank	PA ACT 72	FULL BALANCE
-------------------------	------------------	---------------------



Delaware River Joint Toll Bridge Commission

DRJTBC

Delaware River Joint TBC Purchases Report Sorted by Fund - Maturity Date May 1, 2018 - May 31, 2018

CUSIP	Investment #	Fund	Sec. Type	Issuer	Original Par Value	Purchase Date	Payment Periods	Principal Purchased	Accrued Interest at Purchase	Rate at Purchase	Maturity Date	YTM	Ending Book Value
General Reserve Fund													
912828S68	10574	01GRF	TRC	USTR	4,000,000.00	05/21/2018	07/31 - Final Pmt.	3,991,250.00	9,116.02	0.750	07/31/2018	1.865	3,982,605.63
912828C3	10576	01GRF	TRC	USTR	4,000,000.00	05/21/2018	08/31 - Final Pmt.	3,986,562.48	6,684.78	0.750	08/31/2018	1.965	3,988,011.62
912828M64	10573	01GRF	TRC	FHLB	4,000,000.00	05/21/2018	11/15 - Final Pmt.	3,983,593.72	815.22	1.250	11/15/2018	2.106	3,984,607.59
912828U99	10575	01GRF	TRC	USTR	4,000,000.00	05/21/2018	06/30 - 12/31	3,977,500.00	19,475.14	1.250	12/31/2018	2.178	3,978,604.91
			Subtotal		16,000,000.00			15,938,906.20	36,091.16				15,943,829.75
Construction Fund 2017													
8010M3JM3	10578	06CF17	ACP	SANOFI	5,000,000.00	05/21/2018	09/21 - At Maturity	4,961,562.50		2.250	09/21/2018	2.267	4,965,000.00
89233HLK8	10577	06CF17	ACP	TOYOTA	5,000,000.00	05/21/2018	11/19 - At Maturity	4,940,344.44		2.360	11/19/2018	2.388	4,943,950.00
			Subtotal		10,000,000.00			9,901,906.94	0.00				9,908,950.00
			Total Purchases		26,000,000.00			25,840,813.14	36,091.16				25,852,779.75



Delaware River
Joint Toll Bridge
Commission

Delaware River Joint TBC
Investment Classification
Sorted by Fund - Maturity Date
May 31, 2018

DRJTBC

CUSIP	Investment #	Fund	Issuer	Investment Class	Par Value	YTM	Maturity Date	Market Price	Market Date	Market Value	Book Value	Reported Value
Debt Service Fund												
38145C752	10113	01DSF	Goldman Sachs Ila Fed Port	Amort	1,066,246.81	0.746		100.000	05/31/2018	1,066,246.81	1,066,246.81	1,066,246.81
				Subtotal	1,066,246.81	0.746				1,066,246.81	1,066,246.81	1,066,246.81
General Reserve Fund												
38145C752	10115	01GRF	Goldman Sachs Ila Fed Port	Amort	0.00	0.822		100.000	05/31/2018	0.00	0.00	0.00
PAINVEST	10050	01GRF	PA Invest	Amort	5,173,733.69	1.735		100.000	05/31/2018	5,173,733.69	5,173,733.69	5,173,733.69
PAINVEST	10462	01GRF	PA Invest	Amort	25,735,024.14	1.735		100.000	05/31/2018	25,735,024.14	25,735,024.14	25,735,024.14
88602UFF2	10530	01GRF	Thunder Bay Funding LLC CP	Fair	5,000,000.00	1.745	06/15/2018	99.125	05/31/2018	4,956,269.45	4,956,269.45	4,956,269.45
912828XF2	10523	01GRF	U.S. Treasury	Fair	9,000,000.00	1.368	06/15/2018	99.981	05/31/2018	8,998,290.00	8,999,094.56	8,998,290.00
912828R93	10417	01GRF	U.S. Treasury	Fair	6,000,000.00	1.051	06/30/2018	99.914	05/31/2018	5,994,840.00	5,997,984.09	5,994,840.00
64105HGB2	10561	01GRF	Nestle Capital Corp CP	Fair	4,000,000.00	2.094	07/11/2018	99.318	05/31/2018	3,972,728.88	3,990,755.55	3,972,728.88
912828XK1	10526	01GRF	U.S. Treasury	Fair	5,000,000.00	1.492	07/15/2018	99.891	05/31/2018	4,994,550.00	4,996,289.92	4,994,550.00
912828S68	10418	01GRF	U.S. Treasury	Fair	6,000,000.00	1.089	07/31/2018	99.826	05/31/2018	5,989,560.00	5,996,683.37	5,989,560.00
912828S68	10574	01GRF	U.S. Treasury	Fair	4,000,000.00	1.865	07/31/2018	99.826	05/31/2018	3,993,040.00	3,992,605.63	3,993,040.00
06417KH28	10534	01GRF	Bank of Nova Scotia NY CP	Fair	6,000,000.00	1.933	08/02/2018	98.933	05/31/2018	5,936,033.34	5,980,386.67	5,936,033.34
67983UHL0	10562	01GRF	Old Line Funding LLC	Fair	4,000,000.00	2.282	08/20/2018	99.008	05/31/2018	3,960,324.44	3,979,911.11	3,960,324.44
912828C3	10419	01GRF	U.S. Treasury	Fair	6,000,000.00	1.118	08/31/2018	99.708	05/31/2018	5,982,480.00	5,994,563.42	5,982,480.00
912828C3	10576	01GRF	U.S. Treasury	Fair	4,000,000.00	1.965	08/31/2018	99.708	05/31/2018	3,988,320.00	3,988,011.62	3,988,320.00
3130A9AC5	10403	01GRF	Federal Home Loan Bank	Fair	10,000,000.00	1.100	09/21/2018	99.711	05/31/2018	9,971,100.00	10,000,000.00	9,971,100.00
912796QA0	10563	01GRF	U.S. Treasury	Fair	4,250,000.00	1.939	09/27/2018	99.045	05/31/2018	4,223,601.59	4,209,417.23	4,209,417.23
912828T42	10558	01GRF	U.S. Treasury	Fair	9,000,000.00	1.915	09/30/2018	99.590	05/31/2018	8,963,100.00	8,965,649.21	8,963,100.00
3134GASE5	10405	01GRF	Federal Home Loan Mtg Corp	Fair	7,000,000.00	1.050	10/26/2018	99.564	05/31/2018	6,969,480.00	7,000,000.00	6,969,480.00
912828T83	10547	01GRF	U.S. Treasury	Fair	9,000,000.00	1.800	10/31/2018	99.465	05/31/2018	8,951,850.00	8,961,100.65	8,951,850.00
912828T83	10569	01GRF	U.S. Treasury	Fair	4,000,000.00	2.016	10/31/2018	99.465	05/31/2018	3,978,600.00	3,979,173.07	3,978,600.00
9612C1L54	10548	01GRF	WestPac Banking Corp	Fair	3,000,000.00	2.079	11/05/2018	98.438	05/31/2018	2,953,140.84	2,973,440.84	2,953,140.84
19121BLF4	10550	01GRF	Coca Cola	Fair	6,000,000.00	1.992	11/15/2018	98.487	05/31/2018	5,909,233.33	5,945,864.16	5,909,233.33
912828M64	10573	01GRF	Federal Home Loan Bank	Fair	4,000,000.00	2.106	11/15/2018	98.629	05/31/2018	3,985,160.00	3,984,607.59	3,985,160.00
3134GAXX7	10406	01GRF	Federal Home Loan Mtg Corp	Fair	2,500,000.00	1.187	11/30/2018	99.455	05/31/2018	2,486,375.00	2,499,067.71	2,486,375.00
912828U40	10564	01GRF	U.S. Treasury	Fair	6,100,000.00	2.010	11/30/2018	99.463	05/31/2018	6,067,243.00	6,069,642.97	6,067,243.00
3134GAYQ1	10415	01GRF	Federal Home Loan Mtg Corp	Fair	9,100,000.00	1.118	12/05/2018	99.476	05/31/2018	9,052,316.00	9,098,255.83	9,052,316.00
912828U99	10493	01GRF	U.S. Treasury	Fair	7,000,000.00	1.304	12/31/2018	99.490	05/31/2018	6,964,300.00	6,997,795.61	6,964,300.00
912828U99	10575	01GRF	U.S. Treasury	Fair	4,000,000.00	2.178	12/31/2018	99.490	05/31/2018	3,979,600.00	3,978,604.91	3,979,600.00

Portfolio DRJ
AP
IC (PRF_IC) 7.1.1
Report Ver. 7.3.2

**Delaware River Joint TBC
Investment Classification
May 31, 2018**

Page 2

CUSIP	Investment #	Fund	Issuer	Investment Class	Par Value	YTM	Maturity Date	Market Price	Market Date	Market Value	Book Value	Reported Value
General Reserve Fund												
912828N63	10414	01GRF	U.S. Treasury	Fair	9,000,000.00	1.198	01/15/2019	99.371	05/31/2018	8,943,390.00	8,995,961.11	8,943,390.00
3130AAE46	10566	01GRF	Federal Home Loan Bank	Fair	6,000,000.00	2.122	01/16/2019	99.414	05/31/2018	5,964,840.00	5,967,697.47	5,964,840.00
912828V56	10567	01GRF	U.S. Treasury	Fair	4,000,000.00	2.088	01/31/2019	99.307	05/31/2018	3,974,280.00	3,974,840.07	3,972,280.00
3135G0Z44	10535	01GRF	Federal National Mtg Assn	Fair	4,000,000.00	1.904	02/19/2019	99.772	05/31/2018	3,990,880.00	3,999,153.23	3,990,880.00
3135G0J53	10508	01GRF	Federal National Mtg Assn	Fair	3,000,000.00	1.486	02/26/2019	99.089	05/31/2018	2,972,670.00	2,989,525.27	2,972,670.00
912828W30	10572	01GRF	Federal Home Loan Bank	Fair	7,500,000.00	2.222	02/28/2019	99.196	05/31/2018	7,439,700.00	7,439,447.97	7,439,700.00
3133782M2	10518	01GRF	Federal Home Loan Bank	Fair	5,000,000.00	1.579	03/08/2019	99.454	05/31/2018	4,972,700.00	4,996,868.82	4,972,700.00
3130ACL93	10516	01GRF	Federal Home Loan Bank	Fair	5,000,000.00	1.517	04/26/2019	99.326	05/31/2018	4,966,300.00	4,999,247.69	4,966,300.00
912828ST8	10536	01GRF	U.S. Treasury	Fair	4,000,000.00	1.945	04/30/2019	99.102	05/31/2018	3,964,080.00	3,974,989.27	3,964,080.00
912828WJ0	10525	01GRF	U.S. Treasury	Fair	5,000,000.00	1.744	05/31/2019	99.256	05/31/2018	4,962,800.00	4,988,042.73	4,962,800.00
3130ACJ96	10510	01GRF	Federal Home Loan Bank	Fair	5,000,000.00	1.551	06/28/2019	99.177	05/31/2018	4,958,850.00	4,997,308.10	4,958,850.00
912828XV7	10537	01GRF	U.S. Treasury	Fair	4,500,000.00	1.970	06/30/2019	98.914	05/31/2018	4,451,130.00	4,465,568.22	4,451,130.00
9128282T6	10509	01GRF	U.S. Treasury	Fair	3,000,000.00	1.507	08/31/2019	98.702	05/31/2018	2,961,060.00	2,990,537.91	2,961,060.00
3130ACLX0	10517	01GRF	Federal Home Loan Bank	Fair	6,000,000.00	1.625	10/30/2019	99.030	05/31/2018	5,941,800.00	6,000,000.00	5,941,800.00
Operating Fund					Subtotal	245,858,757.83	1.657			244,578,589.34	245,277,651.88	244,578,589.34
38145C752	10108	01OF	Goldman Sachs Ila Fed Port	Amort	45,857.74	0.746		100.000	05/31/2018	45,857.74	45,857.74	45,857.74
912796PP8	10546	01OF	U.S. Treasury	Fair	5,770,000.00	1.887	01/31/2019	98.001	05/31/2018	5,654,671.66	5,698,198.12	5,654,671.66
Reserve Maintenance Fund					Subtotal	5,815,857.74	1.878			5,700,529.40	5,744,055.86	5,700,529.40
38145C752	10106	01RMF	Goldman Sachs Ila Fed Port	Amort	40,148.21	0.746		100.000	05/31/2018	40,148.21	40,148.21	40,148.21
912796PP8	10545	01RMF	U.S. Treasury	Fair	6,113,000.00	1.887	01/31/2019	98.001	05/31/2018	5,990,815.92	6,036,929.83	5,990,815.92
Scudder Falls Insurance Reserv					Subtotal	6,153,148.21	1.880			6,030,964.13	6,077,078.04	6,030,964.13
38145C752	10506	01SFIR	Goldman Sachs Ila Fed Port	Amort	383.40	0.001		100.000	05/31/2018	383.40	383.40	383.40
9128282K5	10507	01SFIR	U.S. Treasury	Fair	4,054,000.00	1.270	07/31/2019	98.785	05/31/2018	4,004,743.90	4,058,876.79	4,004,743.90
Debit Service Reserve 2005A					Subtotal	4,054,383.40	1.269			4,005,127.30	4,059,260.19	4,005,127.30
38145C752	10110	05DSRF05	Goldman Sachs Ila Fed Port	Amort	29,209.24	0.746		100.000	05/31/2018	29,209.24	29,209.24	29,209.24
3133EFKW6	10379	05DSRF05	Federal Farm Credit Bank	Fair	1,991,000.00	1.030	10/26/2018	99.572	05/31/2018	1,982,478.52	1,990,842.07	1,982,478.52
912796PP8	10551	05DSRF05	U.S. Treasury	Fair	993,000.00	1.888	01/31/2019	98.001	05/31/2018	973,152.33	980,633.01	973,152.33

Portfolio DRJ
AP
IC (PRF_IC) 7.1.1
Report Ver. 7.3.2

**Delaware River Joint TBC
Investment Classification
May 31, 2018**

Page 3

CUSIP	Investment #	Fund	Issuer	Investment Class	Par Value	YTM	Maturity Date	Market Price	Market Date	Market Value	Book Value	Reported Value
				Subtotal	3,013,209.24	1.307				2,984,840.09	3,000,684.32	2,984,840.09
Capitalized Interest Acc 2017												
38145C752	10423	06CAPINT1	Goldman Sachs Ila Fed Port	Amort	65,576.26	0.746		100.000	05/31/2018	65,576.26	65,576.26	65,576.26
912828R93	10532	06CAPINT1	U.S. Treasury	Fair	931,000.00	1.545	06/30/2018	99.914	05/31/2018	930,199.34	930,318.63	930,199.34
912828U99	10533	06CAPINT1	U.S. Treasury	Fair	6,064,000.00	1.809	12/31/2018	99.490	05/31/2018	6,033,073.60	6,044,487.26	6,033,073.60
				Subtotal	7,060,576.26	1.764				7,028,849.20	7,040,382.15	7,028,849.20
Construction Fund 2017												
38145C752	10424	06CF17	Goldman Sachs Ila Fed Port	Amort	0.00	0.001		100.000	05/31/2018	0.00	0.00	0.00
PAINVEST	10463	06CF17	PA Invest	Amort	14,966,414.92	1.735		100.000	05/31/2018	14,966,414.92	14,966,414.92	14,966,414.92
86960KF15	10499	06CF17	Svenska Handelsbanken	Fair	15,000,000.00	1.495	06/01/2018	98.889	05/31/2018	14,833,356.25	15,000,000.00	14,833,356.25
88602UFF2	10531	06CF17	Thunder Bay Funding LLC CP	Fair	3,500,000.00	1.745	08/15/2018	99.125	05/31/2018	3,469,388.62	3,497,645.28	3,469,388.62
88602UFN5	10557	06CF17	Thunder Bay Funding LLC CP	Fair	4,000,000.00	1.993	06/22/2018	99.340	05/31/2018	3,973,600.00	3,995,380.00	3,973,600.00
912828XK1	10529	06CF17	U.S. Treasury	Fair	10,000,000.00	1.492	07/15/2018	99.891	05/31/2018	9,989,100.00	9,992,579.85	9,989,100.00
912828S68	10490	06CF17	U.S. Treasury	Fair	10,000,000.00	1.239	07/31/2018	99.826	05/31/2018	9,982,600.00	9,992,036.43	9,982,600.00
912828S68	10541	06CF17	U.S. Treasury	Fair	5,000,000.00	1.608	07/31/2018	99.826	05/31/2018	4,991,300.00	4,992,942.84	4,991,300.00
912828K32	10527	06CF17	U.S. Treasury	Fair	15,000,000.00	1.533	08/15/2018	99.815	05/31/2018	14,972,250.00	14,983,648.26	14,972,250.00
9128282C3	10524	06CF17	U.S. Treasury	Fair	5,000,000.00	1.501	08/31/2018	99.708	05/31/2018	4,985,400.00	4,990,743.00	4,985,400.00
9128282C3	10544	06CF17	U.S. Treasury	Fair	5,000,000.00	1.692	08/31/2018	99.708	05/31/2018	4,985,400.00	4,988,430.50	4,985,400.00
912828L40	10538	06CF17	U.S. Treasury	Fair	5,000,000.00	1.739	09/15/2018	99.724	05/31/2018	4,986,200.00	4,989,420.43	4,986,200.00
8010M3JM3	10578	06CF17	Sanofi	Fair	5,000,000.00	2.267	09/21/2018	99.231	05/31/2018	4,961,562.50	4,965,000.00	4,961,562.50
912828T42	10528	06CF17	U.S. Treasury	Fair	20,000,000.00	1.594	09/30/2018	99.590	05/31/2018	19,918,000.00	19,944,649.47	19,918,000.00
3137EAD7	10513	06CF17	Federal Home Loan Mtg Corp	Fair	5,000,000.00	1.484	10/12/2018	99.574	05/31/2018	4,978,700.00	4,989,386.40	4,978,700.00
912828L81	10539	06CF17	U.S. Treasury	Fair	5,000,000.00	1.778	10/15/2018	99.578	05/31/2018	4,978,900.00	4,983,359.68	4,978,900.00
67983UKR3	10571	06CF17	Old Line Funding LLC	Fair	3,000,000.00	2.522	10/25/2018	98.754	05/31/2018	2,962,637.50	2,970,191.67	2,962,637.50
912828T83	10522	06CF17	U.S. Treasury	Fair	15,000,000.00	1.465	10/31/2018	99.465	05/31/2018	14,919,750.00	14,955,834.76	14,919,750.00
19121BLE7	10559	06CF17	Coca Cola	Fair	8,000,000.00	2.216	11/14/2018	98.495	05/31/2018	7,879,600.00	7,920,688.89	7,879,600.00
89233HLK8	10577	06CF17	TOYOTA Motor Credit CP	Fair	5,000,000.00	2.388	11/19/2018	98.806	05/31/2018	4,940,344.44	4,943,950.00	4,940,344.44
912828U40	10542	06CF17	U.S. Treasury	Fair	5,000,000.00	1.848	11/30/2018	99.463	05/31/2018	4,973,150.00	4,979,117.68	4,973,150.00
64105HMA7	10560	06CF17	Nestle Capital Corp CP	Fair	7,000,000.00	2.320	12/10/2018	98.312	05/31/2018	6,881,875.00	6,916,000.00	6,881,875.00
912828U99	10492	06CF17	U.S. Treasury	Fair	10,000,000.00	1.303	12/31/2018	99.490	05/31/2018	9,949,000.00	9,996,930.36	9,949,000.00
19121BNJ4	10570	06CF17	Coca Cola	Fair	4,000,000.00	2.483	01/18/2019	98.192	05/31/2018	3,927,700.00	3,938,143.33	3,927,700.00
912828V66	10543	06CF17	U.S. Treasury	Fair	5,000,000.00	1.925	01/31/2019	99.307	05/31/2018	4,965,350.00	4,973,625.87	4,965,350.00
19121BPL7	10568	06CF17	Coca Cola	Fair	6,000,000.00	2.506	02/20/2019	97.927	05/31/2018	5,875,665.00	5,893,080.00	5,875,665.00
3137EADZ9	10512	06CF17	Federal Home Loan Mtg Corp	Fair	6,000,000.00	1.548	04/15/2019	99.030	05/31/2018	5,941,800.00	5,978,182.86	5,941,800.00
3130ACL93	10519	06CF17	Federal Home Loan Bank	Fair	3,000,000.00	1.599	04/26/2019	99.326	05/31/2018	2,979,780.00	2,997,266.36	2,979,780.00

Portfolio DRJ
AP
IC (PRF IC) 7.1.1
Report Ver. 7.3.2

Delaware River Joint TBC
Investment Classification
May 31, 2018

Page 4

CUSIP	Investment #	Fund	Issuer	Investment Class	Par Value	YTM	Maturity Date	Market Price	Market Date	Market Value	Book Value	Reported Value
Construction Fund 2017												
912828ST8	10489	06CF17	U.S. Treasury	Fair	10,000,000.00	1.338	04/30/2019	99.102	05/31/2018	9,910,200.00	9,982,010.94	9,910,200.00
912828R44	10521	06CF17	U.S. Treasury	Fair	13,000,000.00	1.552	05/15/2019	98.699	05/31/2018	12,830,870.00	12,917,153.24	12,830,870.00
3130ABF92	10514	06CF17	Federal Home Loan Bank	Fair	6,000,000.00	1.528	05/28/2019	99.125	05/31/2018	5,947,500.00	5,991,046.59	5,947,500.00
3130A8DB6	10520	06CF17	Federal Home Loan Bank	Fair	14,000,000.00	1.600	06/21/2019	98.799	05/31/2018	13,831,860.00	13,930,488.34	13,831,860.00
3130ACJ96	10511	06CF17	Federal Home Loan Bank	Fair	5,000,000.00	1.597	06/28/2019	99.177	05/31/2018	4,958,850.00	4,994,916.26	4,958,850.00
3137EABE1	10515	06CF17	Federal Home Loan Mtg Corp	Fair	6,000,000.00	1.572	07/19/2019	98.417	05/31/2018	5,905,020.00	5,953,445.19	5,905,020.00
912828TH3	10491	06CF17	U.S. Treasury	Fair	10,000,000.00	1.342	07/31/2019	98.375	05/31/2018	9,837,500.00	9,946,564.43	9,837,500.00
Subtotal					268,466,414.92	1.665				266,390,624.23	267,460,273.83	266,390,624.23
Debt Service Reserve Fund 12A												
38145C752	10260	06DSRF12A	Goldman Sachs IIa Fed Port	Amort	32,378.77	0.746		100.000	05/31/2018	32,378.77	32,378.77	32,378.77
3133EFKW6	10381	06DSRF12A	Federal Farm Credit Bank	Fair	1,866,000.00	1.030	10/26/2018	99.572	05/31/2018	1,858,013.52	1,865,851.99	1,858,013.52
912796PP8	10552	06DSRF12A	U.S. Treasury	Fair	1,003,000.00	1.888	01/31/2019	98.001	05/31/2018	982,952.46	990,508.47	982,952.46
Subtotal					2,901,378.77	1.320				2,873,344.75	2,888,739.23	2,873,344.75
Debt Service Reserve Fund 2015												
38145C752	10349	06DSRF15	Goldman Sachs IIa Fed Port	Amort	99,639.63	0.746		100.000	05/31/2018	99,639.63	99,639.63	99,639.63
3133EFKW6	10380	06DSRF15	Federal Farm Credit Bank	Fair	1,103,000.00	1.029	10/26/2018	99.572	05/31/2018	1,098,279.16	1,102,912.51	1,098,279.16
3133EFKW6	10382	06DSRF15	Federal Farm Credit Bank	Fair	3,000,000.00	1.030	10/26/2018	99.572	05/31/2018	2,987,160.00	2,999,762.04	2,987,160.00
912796PP8	10553	06DSRF15	U.S. Treasury	Fair	5,708,000.00	1.888	01/31/2019	98.001	05/31/2018	5,593,910.89	5,636,911.62	5,593,910.89
Subtotal					9,910,639.63	1.518				9,778,989.68	9,839,225.80	9,778,989.68
Debt Service Reserve Fund 2017												
38145C752	10425	06DSRF17	Goldman Sachs IIa Fed Port	Amort	308,055.53	0.746		100.000	05/31/2018	308,055.53	308,055.53	308,055.53
912796PP8	10549	06DSRF17	U.S. Treasury	Fair	30,563,000.00	1.879	01/31/2019	98.001	05/31/2018	29,952,119.56	30,184,331.25	29,952,119.56
912796PP8	10554	06DSRF17	U.S. Treasury	Fair	366,000.00	1.888	01/31/2019	98.001	05/31/2018	358,684.55	361,441.77	358,684.55
Subtotal					31,237,055.53	1.868				30,618,859.64	30,853,828.55	30,618,859.64
Total					585,537,668.34	1.667				581,056,964.57	583,307,426.66	581,056,964.57

DELAWARE RIVER JOINT TOLL BRIDGE COMMISSION
Meeting of June 25, 2018
TOLL TRAFFIC AND REVENUE STATISTICS (May, 2018)

Summary: The Commission experienced an increase in total toll revenue for May 2018 in comparison to the May 2017 traffic and revenue statistics. Total toll traffic however, reflected a decrease for the month. *[It should be noted that for 2017, increases in commercial traffic through-out the Commission and passenger traffic in the Southern Region were directly related to the closure of the Delaware River Turnpike Bridge from January 21st, thru March 10th].*

Analysis of May 2018 / May 2017 toll revenue data comparison:

- An overall toll revenue increase of 0.27 percent was recorded at the Commission's seven toll bridges for the month.
- Commercial-vehicle toll revenue reflected a 0.66 percent increase.
- Passenger-vehicle toll revenue generated a 0.86 percent decrease.

Analysis of May 2018 / May 2017 traffic data comparison:

- Total toll traffic decreased by 4,134 vehicles, or 0.12 percent for the month.
- Commercial-vehicle traffic decreased by 1,815 vehicles, or 0.36 percent.
- Passenger-vehicle toll traffic decreased by 2,319 vehicles, or 0.08 percent.
- Average daily toll traffic for the Commission's seven toll bridges for May 2018 was 113,704 total vehicles as compared to 113,838 total vehicles in May 2017.
- Total recorded westbound traffic volume at the 11 vehicular toll supported bridges for May 2018 decreased by 46,897 vehicles, or 1.67 percent as compared to the month of May 2017.

Traffic analysis for 2018 YTD:

- Total YTD toll traffic for the seven toll bridges is reflecting a 3.82 percent decrease for the first five months of 2018 as compared to the first five months of 2017.
- Westbound traffic on the eleven toll supported bridges is reflecting a 2 percent decrease through the first five months of 2018 when compared to last year.

REGION REVIEW

Southern Region

Total toll traffic at Trenton-Morrisville (TM) for May 2018 reflected a 4.63 percent increase as the result of increases of 30,634 cars and 5,378 trucks when compared to May 2017. At New Hope-Lambertville (NHL), increases of 975 cars and 460 trucks combined to generate an increase in total toll traffic of 0.84 percent for May 2018 as compared to May 2017.

Central Region

The I-78 Toll Bridge experienced a decrease of 3.78 percent in total toll traffic for the month of May 2018 compared to May 2017 as the result of decreases of 23,714 cars and 15,719 trucks. At the Easton-Phillipsburg (EP) Toll Bridge, a decrease of 4,984 passenger vehicles and an increase of 10,641 trucks combined to generate a 1.21 percent increase in total toll traffic for May 2018.

Northern Region

Portland-Columbia (PC) experienced a 3.75 percent increase in total toll traffic during May 2018 as a result of increases of 2,636 automobiles and 1,582 trucks compared to May 2017. At the Delaware Water Gap (DWG) Toll Bridge, decreases of 6,962 passenger vehicles and 4,470 trucks combined to generate a decrease of 1.35 percent in total toll traffic for May 2018 as compared to May 2017. At Milford-Montague (MM), the decrease of 904 passenger vehicles and the increase of 313 trucks produced a 0.52 percent decrease in total toll traffic for the month of May 2018 compared to May 2017.

E-ZPass Penetration Rates

The table below provides a comparison of the *E-ZPass* penetration rates for the Commission's seven (7) toll bridges for the months of May, 2018 and May, 2017, and the year-to-date periods ending May 31, 2018 and May 31, 2017.

		<i>E-ZPass</i> PENETRATION RATES					
		MAY, 2018	MAY, 2017	Change in Monthly Percentage	YTD 2018	YTD 2017	Change in YTD Percentage
All Toll Bridges	Cars	69.41	67.23	2.18	69.35	66.28	3.07
	Trucks	88.69	86.59	2.10	88.62	85.67	2.95
	Total	72.19	70.02	2.17	72.16	69.05	3.11
Trenton - Morrisville	Cars	67.27	65.80	1.47	67.27	65.69	1.58
	Trucks	90.99	89.73	1.26	90.42	87.99	2.43
	Total	68.95	67.40	1.55	68.80	67.26	1.54
New Hope - Lambertville	Cars	82.78	80.93	1.85	83.06	80.89	2.17
	Trucks	83.48	81.83	1.65	84.56	82.30	2.26
	Total	82.82	80.99	1.83	83.15	80.98	2.17
I-78	Cars	71.82	68.69	3.13	71.66	66.81	4.85
	Trucks	88.89	87.28	1.61	88.76	86.83	1.93
	Total	76.41	73.78	2.63	76.38	72.12	4.26
Easton - Phillipsburg	Cars	69.06	68.44	0.62	69.48	67.09	2.39
	Trucks	83.73	71.83	11.90	82.92	80.99	1.93
	Total	69.94	68.57	1.37	70.20	67.83	2.37
Portland - Columbia	Cars	63.48	62.34	1.14	63.49	61.19	2.30
	Trucks	91.12	88.13	2.99	90.56	85.10	5.46
	Total	65.79	64.21	1.58	65.52	62.90	2.62
Delaware Water Gap	Cars	68.29	64.97	3.32	68.04	64.35	3.69
	Trucks	88.82	86.42	2.40	89.07	83.64	5.43
	Total	71.44	68.34	3.10	71.49	67.37	4.12
Milford - Montague	Cars	62.77	60.90	1.87	62.16	58.75	3.41
	Trucks	80.03	75.07	4.96	78.79	72.14	6.65
	Total	63.31	61.30	2.01	62.60	59.12	3.48

DELAWARE RIVER JOINT TOLL BRIDGE COMMISSION

ALL TOLL BRIDGES

COMPARATIVE STATEMENT OF TOLL TRAFFIC AND REVENUE

MAY 2018

JANUARY 1, 2017			JANUARY 1, 2018			MONTH OF			MONTH OF		
MAY 31, 2017			MAY 31, 2018			MAY 2018			MAY 2017		
151 DAYS			151 DAYS			31 DAYS			31 DAYS		
NUMBER OF VEHICLES	TOTAL REVENUE		NUMBER OF VEHICLES	TOTAL REVENUE	VEHICLE CLASS	NUMBER OF VEHICLES	TOTAL REVENUE		NUMBER OF VEHICLES	TOTAL REVENUE	
14,028,020	\$ 14,120,400.00		13,445,029	\$ 13,514,109.00	Passenger	3,017,146	\$ 3,039,866.00		3,019,465	\$ 3,050,050.00	
-	(542,174.03)		-	(511,943.60)	Discounts *	-	(112,308.70)		-	(97,307.65)	
14,028,020	\$ 13,578,225.97		13,445,029	\$ 13,002,165.40	TOTAL PASSENGER	3,017,146	\$ 2,927,357.30		3,019,465	\$ 2,952,742.35	
384,434	2,475,265.00		330,583	2,128,141.60	2-Axle Trucks	78,619	505,890.45		79,756	513,220.50	
198,774	2,352,229.20		178,205	2,109,045.60	3-Axle Trucks	39,141	462,972.00		52,032	616,057.20	
190,322	2,989,865.60		204,628	3,218,854.40	4-Axle Trucks	45,038	708,489.60		39,192	616,867.20	
1,511,906	29,626,150.00		1,527,707	29,939,002.00	5-Axle Trucks	333,785	6,537,768.00		329,092	6,455,828.00	
43,601	1,012,615.21		46,751	1,091,176.80	6-Axle Trucks	10,535	246,028.40		9,240	214,984.80	
3,068	84,570.00		2,034	59,871.00	7-Axle Trucks	565	16,971.80		186	5,180.00	
1	88.30		-	-	Permits	-	-		-	-	
2,332,106	\$ 38,540,763.31		2,289,908	\$ 38,546,091.40	TOTAL TRUCKS	507,683	\$ 8,478,118.25		509,498	\$ 8,422,137.70	
16,360,126	\$ 52,119,009.28		15,734,937	\$ 51,548,256.80	TOTAL TOLL VEHICLES	3,524,829	\$ 11,405,475.55		3,528,963	\$ 11,374,880.05	
108,345	\$ 345,159.00		104,205	\$ 341,379.18	DAILY AVERAGE	113,704	\$ 367,918.57		113,838	\$ 366,931.61	

Rate Change	
Traffic (toll)	
Autos	-3.82%
Trucks	-4.16%
Revenue	-1.81%
Autos	-1.10%
Trucks	-4.24%
	0.01%

Rate Change	
Traffic (toll)	
Autos	-0.12%
Trucks	-0.08%
Revenue	-0.36%
Autos	0.27%
Trucks	-0.86%
	0.66%

* Discounts represents rebates for commuter discounts earned when a customer crosses the Commission's bridges 20 times in a 35 day period, as well as discounts for employee's, and Commission vehicle's non-revenue crossings.

NOTE: In 2017, traffic and revenue was positively affected by the closure of the Delaware River Turnpike Bridge from Jan. 21, 2017 through March 10, 2017.

DELAWARE RIVER JOINT TOLL BRIDGE COMMISSION

TRENTON - MORRISVILLE TOLL BRIDGE

COMPARATIVE STATEMENT OF TOLL TRAFFIC AND REVENUE

MAY 2018

JANUARY 1, 2017 MAY 31, 2017 151 DAYS			JANUARY 1, 2018 MAY 31, 2018 151 DAYS			MONTH OF MAY 2018 31 DAYS			MONTH OF MAY 2017 31 DAYS		
NUMBER OF VEHICLES	TOTAL REVENUE	NUMBER OF VEHICLES	TOTAL REVENUE	VEHICLE CLASS	NUMBER OF VEHICLES	TOTAL REVENUE	NUMBER OF VEHICLES	TOTAL REVENUE	NUMBER OF VEHICLES	TOTAL REVENUE	
3,668,764	\$ 3,685,006.00 (112,352.19)	3,472,311	\$ 3,482,201.00 (108,893.84)	Passenger	756,201	\$ 759,271.00 (24,341.77)	725,567	\$ 730,249.00 (20,090.99)			
3,668,764	\$ 3,572,653.81	3,472,311	\$ 3,373,307.16	Discounts *	756,201	\$ 734,929.23	725,567	\$ 710,158.01			
97,559	629,418.40	60,130	388,150.10	TOTAL PASSENGER							
44,004	523,741.20	47,981	571,734.00	2-Axle Trucks	16,384	105,707.55	14,398	92,997.45			
39,962	631,252.80	38,397	608,556.80	3-Axle Trucks	9,999	119,017.20	9,066	107,989.20			
95,110	1,866,968.00	98,514	1,934,448.00	4-Axle Trucks	8,164	129,092.80	9,024	143,244.80			
1,103	25,768.81	907	21,408.00	5-Axle Trucks	22,735	446,168.00	19,577	384,832.00			
98	2,818.40	113	3,159.60	6-Axle Trucks	313	7,384.80	168	3,981.60			
				7-Axle Trucks	26	719.60	10	277.20			
				Permits							
277,836	\$ 3,679,967.61	246,042	\$ 3,527,456.50	TOTAL TRUCKS	57,621	\$ 808,089.95	52,243	\$ 733,322.25			
3,946,600	\$ 7,252,621.42	3,718,353	\$ 6,900,763.66	TOTAL TOLL VEHICLES	813,822	\$ 1,543,019.18	777,810	\$ 1,443,480.26			
26,136	\$ 48,030.61	24,625	\$ 45,700.42	DAILY AVERAGE	26,252	\$ 49,774.81	25,091	\$ 46,563.88			

Rate Change	
Traffic (toll)	-5.78%
Autos	-5.35%
Trucks	-11.44%
Revenue	-4.85%
Autos	-5.58%
Trucks	-4.14%

Rate Change	
Traffic (toll)	4.63%
Autos	4.22%
Trucks	10.29%
Revenue	6.90%
Autos	3.49%
Trucks	10.20%

* Discounts represents rebates for commuter discounts earned when a customer crosses the Commission's bridges 20 times in a 35 day period, as well as discounts for employee's and Commission vehicle's non-revenue crossings.

DELAWARE RIVER JOINT TOLL BRIDGE COMMISSION

NEW HOPE - LAMBERTVILLE TOLL BRIDGE

COMPARATIVE STATEMENT OF TOLL TRAFFIC AND REVENUE

MAY 2018

JANUARY 1, 2017 MAY 31, 2017 151 DAYS			JANUARY 1, 2018 MAY 31, 2018 151 DAYS			MONTH OF MAY 2018 31 DAYS			MONTH OF MAY 2017 31 DAYS		
NUMBER OF VEHICLES	TOTAL REVENUE	NUMBER OF VEHICLES	TOTAL REVENUE	VEHICLE CLASS	NUMBER OF VEHICLES	TOTAL REVENUE	NUMBER OF VEHICLES	TOTAL REVENUE	NUMBER OF VEHICLES	TOTAL REVENUE	
729,919	\$ 734,989.00 (33,099.87)	704,390	\$ 707,830.00 (31,760.88)	Passenger Discounts *	161,798	\$ 163,004.00 (6,343.88)	160,823	\$ 162,294.00 (5,704.10)			
729,919	\$ 701,889.13	704,390	\$ 676,069.12	TOTAL PASSENGER	161,798	\$ 156,660.12	160,823	\$ 156,589.90			
20,442	131,935.05	15,996	103,131.60	2-Axle Trucks	4,635	29,937.70	4,289	27,672.45			
8,913	106,298.40	6,904	81,003.60	3-Axle Trucks	1,688	20,125.20	1,965	23,379.60			
2,733	42,291.20	4,047	63,104.00	4-Axle Trucks	926	14,435.20	623	9,702.40			
14,607	287,542.00	14,417	283,898.00	5-Axle Trucks	3,508	69,064.00	3,433	67,704.00			
416	9,585.60	431	9,854.40	6-Axle Trucks	117	2,692.80	103	2,380.80			
15	417.20	17	473.20	7-Axle Trucks Permits	4	109.20	5	140.00			
47,126	\$ 578,069.45	41,712	\$ 541,464.80	TOTAL TRUCKS	10,878	\$ 136,364.10	10,418	\$ 130,979.25			
777,045	\$ 1,279,958.58	746,102	\$ 1,217,533.92	TOTAL TOLL VEHICLES	172,676	\$ 293,024.22	171,241	\$ 287,569.15			
5,146	\$ 8,476.55	4,941	\$ 8,063.14	DAILY	5,570	\$ 9,452.39	5,524	\$ 9,276.42			
Rate Change									Rate Change		
Traffic (toll)									Traffic (toll)		
Autos	-3.98%								Autos	0.84%	
Trucks	-3.50%								Trucks	0.61%	
Revenue	-11.49%								Revenue	4.42%	
	-4.88%									1.90%	
	-3.68%								Autos	0.04%	
Trucks	-6.33%								Trucks	4.11%	

Rate Change
Traffic (toll)
Autos -3.98%
Trucks -3.50%
Revenue -1.49%
Autos -4.88%
Trucks -3.68%
Autos -6.33%
Trucks

Rate Change
Traffic (toll)
Autos 0.84%
Trucks 0.61%
Revenue 4.42%
Autos 1.90%
Trucks 0.04%
Autos 4.11%
Trucks

* Discounts represents rebates for commuter discounts earned when a customer crosses the Commission's bridges 20 times in a 35 day period, as well as discounts for employee's and Commission vehicle's non-revenue crossings.

DELAWARE RIVER JOINT TOLL BRIDGE COMMISSION

178 TOLL BRIDGE

COMPARATIVE STATEMENT OF TOLL TRAFFIC AND REVENUE

MAY 2018

JANUARY 1, 2017 MAY 31, 2017 181 DAYS			JANUARY 1, 2018 MAY 31, 2018 151 DAYS			MONTH OF MAY 2018 31 DAYS			MONTH OF MAY 2017 31 DAYS		
NUMBER OF VEHICLES	TOTAL REVENUE	NUMBER OF VEHICLES	TOTAL REVENUE	VEHICLE CLASS	NUMBER OF VEHICLES	TOTAL REVENUE	NUMBER OF VEHICLES	TOTAL REVENUE	NUMBER OF VEHICLES	TOTAL REVENUE	
3,459,707	\$ 3,488,829.00 (158,533.03)	3,237,480	\$ 3,260,052.00 (148,876.42)	Passenger	733,737	\$ 740,555.00 (33,314.27)	757,451	\$ 768,006.00 (29,632.69)			
3,459,707	\$ 3,330,295.97	3,237,480	\$ 3,111,175.58	Discounts *	733,737	\$ 707,240.73	757,451	\$ 738,373.31			
				TOTAL PASSENGER							
125,576	807,469.00	114,356	734,995.95	2-Axle Trucks	24,514	157,506.05	36,971	237,483.35			
81,646	984,129.20	61,226	721,792.80	3-Axle Trucks	13,581	160,072.80	27,477	325,069.20			
80,590	1,260,019.20	92,904	1,455,726.40	4-Axle Trucks	20,214	317,187.20	15,883	248,468.80			
931,236	18,231,892.00	933,648	18,277,902.00	5-Axle Trucks	204,034	3,996,188.00	198,885	3,902,866.00			
28,973	672,134.40	30,701	715,881.60	6-Axle Trucks	6,952	162,475.20	5,885	137,030.40			
2,485	68,224.00	1,224	35,892.00	7-Axle Trucks	282	8,540.80	95	2,640.40			
1	88.30			Permits							
1,250,507	\$ 22,003,956.10	1,234,059	\$ 21,942,190.75	TOTAL TRUCKS	289,577	\$ 4,800,970.05	285,296	\$ 4,853,558.15			
4,710,214	\$ 25,334,252.07	4,471,539	\$ 25,053,366.33	TOTAL TOLL VEHICLES	1,003,314	\$ 5,508,210.78	1,042,747	\$ 5,591,931.46			
31,193	\$ 167,776.50	29,613	\$ 165,916.33	DAILY AVERAGE	32,365	\$ 177,684.22	33,637	\$ 180,394.89			

Rate Change	
Traffic (toll)	
Autos	-5.07%
Trucks	-6.42%
Revenue	-1.32%
Autos	-1.11%
Trucks	-6.58%
	-0.28%

Rate Change	
Traffic (toll)	
Autos	-3.78%
Trucks	-3.13%
Revenue	-5.51%
Autos	-1.50%
Trucks	-4.22%
	-1.08%

* Discounts represents rebates for commuter discounts earned when a customer crosses the Commission's bridges 20 times in a 35 day period, as well as discounts for employee's and Commission vehicle's non-revenue crossings.

DELAWARE RIVER JOINT TOLL BRIDGE COMMISSION

EASTON - PHILLIPSBURG TOLL BRIDGE

COMPARATIVE STATEMENT OF TOLL TRAFFIC AND REVENUE

MAY 2018

JANUARY 1, 2017 MAY 31, 2017 151 DAYS			JANUARY 1, 2018 MAY 31, 2018 151 DAYS			MONTH OF MAY 2018 31 DAYS			MONTH OF MAY 2017 31 DAYS		
NUMBER OF VEHICLES	TOTAL REVENUE	NUMBER OF VEHICLES	TOTAL REVENUE	VEHICLE CLASS	NUMBER OF VEHICLES	TOTAL REVENUE	NUMBER OF VEHICLES	TOTAL REVENUE	NUMBER OF VEHICLES	TOTAL REVENUE	
2,034,206 \$	2,044,067.00 (73,733.60)	2,035,768 \$	2,044,459.00 (66,488.40)	Passenger Discounts *	443,426 \$	446,340.00 (14,519.49)	448,410 \$	452,352.00 (13,049.63)			
2,034,206 \$	1,970,333.40	2,035,768 \$	1,977,970.60	TOTAL PASSENGER	443,426 \$	431,820.51	448,410 \$	439,302.37			
37,972	245,360.05	35,644	230,193.60	2-Axle Trucks	9,978	64,450.10	2,248	14,612.00			
12,539	148,852.80	14,587	173,023.20	3-Axle Trucks	3,210	38,084.40	1,061	12,674.40			
12,372	195,988.80	12,441	197,529.60	4-Axle Trucks	2,931	46,574.40	3,208	50,880.00			
50,699	993,042.00	53,018	1,041,580.00	5-Axle Trucks	12,151	238,746.00	11,151	218,466.00			
411	9,616.80	511	12,175.20	6-Axle Trucks	146	3,487.20	104	2,416.80			
13	366.00	15	420.00	7-Axle Trucks	-	-	3	84.00			
		-	-	Permits	-	-					
114,006 \$	1,593,226.45	116,216 \$	1,654,921.60	TOTAL TRUCKS	28,416 \$	391,342.10	17,775 \$	299,133.20			
2,148,212 \$	3,563,559.85	2,151,984 \$	3,632,892.20	TOTAL TOLL VEHICLES	471,842 \$	823,162.61	466,185 \$	738,435.57			
14,227 \$	23,599.73	14,252 \$	24,058.89	DAILY AVERAGE	15,221 \$	26,553.63	15,038 \$	23,820.50			

Rate Change	
Traffic (toll)	0.18%
Autos	0.08%
Trucks	1.94%
Revenue	1.95%
Autos	0.39%
Trucks	3.87%

Rate Change	
Traffic (toll)	1.21%
Autos	-1.11%
Trucks	59.86%
Revenue	11.47%
Autos	-1.70%
Trucks	30.83%

* Discounts represents rebates for commuter discounts earned when a customer crosses the Commission's bridges 20 times in a 35 day period, as well as discounts for employee's and Commission vehicle's non-revenue crossings.

DELAWARE RIVER JOINT TOLL BRIDGE COMMISSION

PORTLAND - COLUMBIA TOLL BRIDGE

COMPARATIVE STATEMENT OF TOLL TRAFFIC AND REVENUE

MAY 2018

JANUARY 1, 2017 MAY 31, 2017 151 DAYS			JANUARY 1, 2018 MAY 31, 2018 151 DAYS			MONTH OF MAY 2018 31 DAYS			MONTH OF MAY 2017 31 DAYS		
NUMBER OF VEHICLES	TOTAL REVENUE	NUMBER OF VEHICLES	TOTAL REVENUE	VEHICLE CLASS	NUMBER OF VEHICLES	TOTAL REVENUE	NUMBER OF VEHICLES	TOTAL REVENUE	NUMBER OF VEHICLES	TOTAL REVENUE	
456,392 \$	460,260.00 (20,758.57)	466,616 \$	470,214.00 (21,607.28)	Passenger	107,059	\$ 108,247.00	104,423	\$ 105,868.00			
456,392 \$	439,501.43	466,616 \$	448,606.72	Discounts *	107,059	(3,964.80)	104,423	(3,218.95)			
				TOTAL PASSENGER		104,282.20		102,649.05			
8,768	56,706.65	7,824	50,577.80	2-Axle Trucks	1,776	11,490.05	1,766	11,453.65			
3,932	46,880.40	2,840	33,909.60	3-Axle Trucks	866	10,348.80	751	8,928.00			
9,138	145,844.80	12,892	205,700.80	4-Axle Trucks	3,436	54,744.00	2,107	33,552.00			
13,084	258,856.00	13,787	272,900.00	5-Axle Trucks	3,586	70,936.00	3,493	69,048.00			
185	4,420.80	242	5,798.40	6-Axle Trucks	82	1,963.20	43	1,027.20			
11	305.20	4	112.00	7-Axle Trucks	-	-	4	112.00			
				Permits							
35,118 \$	513,013.85	37,589 \$	568,998.60	TOTAL TRUCKS	9,746	149,482.05	8,164	124,120.85			
491,510 \$	952,515.28	504,205 \$	1,017,605.32	TOTAL TOLL VEHICLES	116,805	253,764.25	112,587	226,769.90			
3,255 \$	6,306.05	3,339 \$	6,739.11	DAILY AVERAGE	3,768	8,185.94	3,632	7,315.16			

Rate Change
Traffic (toll)
Autos 2.58%
Trucks 2.24%
Revenue 7.04%
Autos 6.83%
Trucks 2.07%
10.91%

Rate Change
Traffic (toll)
Autos 3.75%
Trucks 2.52%
Revenue 19.38%
Autos 11.90%
Trucks 1.59%
20.43%

* Discounts represents rebates for commuter discounts earned when a customer crosses the Commission's bridges 20 times in a 35 day period, as well as discounts for employee's and Commission vehicle's non-revenue crossings.

DELAWARE RIVER JOINT TOLL BRIDGE COMMISSION

DELAWARE WATER GAP TOLL BRIDGE

COMPARATIVE STATEMENT OF TOLL TRAFFIC AND REVENUE

MAY 2018

JANUARY 1, 2017 MAY 31, 2017 151 DAYS			JANUARY 1, 2018 MAY 31, 2018 151 DAYS			MAY 2018 MAY 31, 2018 31 DAYS			MONTH OF MAY 2017 MAY 31, 2017 31 DAYS		
NUMBER OF VEHICLES	TOTAL REVENUE	NUMBER OF VEHICLES	TOTAL REVENUE	VEHICLE CLASS	NUMBER OF VEHICLES	TOTAL REVENUE	NUMBER OF VEHICLES	TOTAL REVENUE	NUMBER OF VEHICLES	TOTAL REVENUE	
3,208,227	\$ 3,232,919.00	3,060,588	\$ 3,077,995.00	Passenger	705,245	\$ 711,215.00	712,207	\$ 719,389.00			
-	(122,822.11)	-	(114,960.96)	Discounts *	-	(26,175.86)	-	(22,478.97)			
3,208,227	\$ 3,110,096.89	3,060,588	\$ 2,963,134.04	TOTAL PASSENGER	705,245	\$ 685,039.14	712,207	\$ 696,910.03			
86,163	552,982.95	90,402	580,908.90	2-Axle Trucks	19,613	125,713.25	18,385	118,000.35			
46,524	547,791.60	43,456	511,944.00	3-Axle Trucks	9,311	109,514.40	11,286	132,921.60			
44,781	702,579.20	42,959	672,496.00	4-Axle Trucks	9,070	141,726.40	8,126	127,491.20			
403,703	7,919,198.00	410,209	8,046,738.00	5-Axle Trucks	86,774	1,697,892.00	91,611	1,796,280.00			
12,475	290,179.20	13,913	324,957.60	6-Axle Trucks	2,914	67,761.60	2,928	67,932.00			
434	12,108.80	657	19,702.20	7-Axle Trucks	253	7,602.20	69	1,926.40			
				Permits							
594,080	\$ 10,024,839.75	601,596	\$ 10,156,746.70	TOTAL TRUCKS	127,935	\$ 2,150,209.85	132,405	\$ 2,244,531.55			
3,802,307	\$ 13,134,936.64	3,662,184	\$ 13,119,880.74	TOTAL TOLL VEHICLES	833,180	\$ 2,835,248.99	844,612	\$ 2,941,441.58			
25,181	\$ 86,986.34	24,253	\$ 86,886.63	DAILY AVERAGE	26,877	\$ 91,459.64	27,246	\$ 94,885.21			

Rate Change
Traffic (toll)
Autos -3.69%
Trucks -4.60%
Revenue 1.27%
Autos -0.11%
Trucks -4.73%
1.32%

Rate Change
Traffic (toll)
Autos -1.35%
Trucks -0.98%
Revenue -3.38%
Autos -3.61%
Trucks -1.70%
-4.20%

* Discounts represents rebates for commuter discounts earned when a customer crosses the Commission's bridges 20 times in a 35 day period, as well as discounts for employee's and Commission vehicle's non-revenue crossings.

DELAWARE RIVER JOINT TOLL BRIDGE COMMISSION

MILFORD - MONTAGUE TOLL BRIDGE

COMPARATIVE STATEMENT OF TOLL TRAFFIC AND REVENUE

MAY 2018

JANUARY 1, 2017 MAY 31, 2017 161 DAYS			JANUARY 1, 2018 MAY 31, 2018 161 DAYS			MONTH OF MAY 2018 31 DAYS			MONTH OF MAY 2017 31 DAYS		
NUMBER OF VEHICLES	TOTAL REVENUE	NUMBER OF VEHICLES	TOTAL REVENUE	VEHICLE CLASS	NUMBER OF VEHICLES	TOTAL REVENUE	NUMBER OF VEHICLES	TOTAL REVENUE	NUMBER OF VEHICLES	TOTAL REVENUE	
470,805 \$	474,390.00 (20,874.66)	467,876 \$	471,358.00 (19,455.82)	Passenger	109,680 \$	111,034.00 (3,648.63)	110,584 \$	111,892.00 (3,132.32)			
470,805 \$	453,455.34	467,876 \$	451,902.18	Discounts *	109,680 \$	107,385.37	110,584 \$	108,759.68			
7,954	51,392.90	6,231	40,183.65	TOTAL PASSENGER	1,719	11,085.75	1,699	11,001.25			
1,216	14,535.60	1,311	15,638.40	2-Axle Trucks	486	5,809.20	426	5,095.20			
746	11,899.60	988	15,740.80	3-Axle Trucks	297	4,729.60	221	3,528.00			
3,467	68,652.00	4,114	81,536.00	4-Axle Trucks	997	19,774.00	842	16,652.00			
38	909.60	46	1,101.60	5-Axle Trucks	11	261.60	9	216.00			
12	330.40	4	112.00	6-Axle Trucks	-	-	-	-			
-	-	-	-	7-Axle Trucks	-	-	-	-			
				Permits	-	-	-	-			
13,493 \$	147,710.10	12,694 \$	154,312.45	TOTAL TRUCKS	3,510 \$	41,660.15	3,197 \$	36,492.45			
484,238 \$	601,165.44	480,570 \$	606,214.63	TOTAL TOLL VEHICLES	113,190 \$	149,045.52	113,781 \$	145,252.13			
3,207 \$	3,981.23	3,183 \$	4,014.67	DAILY AVERAGE	3,651 \$	4,807.92	3,670 \$	4,685.55			

Rate Change
Traffic (toll)
Autos -0.76%
Trucks -0.62%
Revenue -5.50%
Autos 0.84%
Trucks -0.34%
4.47%

Rate Change
Traffic (toll)
Autos -0.52%
Trucks -0.82%
Revenue 9.79%
Autos 2.61%
Trucks -1.26%
14.16%

* Discounts represents rebates for commuter discounts earned when a customer crosses the Commission's bridges 20 times in a 35 day period, as well as discounts for employee's and Commission vehicle's non-revenue crossings.

Delaware River Joint Toll Bridge Commission
Toll Supported Bridge - Westbound Traffic Counts
May 2018

Bridge	Westbound Volume					
	May 2018	May 2017	% Change	YTD 2018	YTD 2017	% Change
Lower Trenton	385,580	383,544	0.53%	1,763,756	1,778,818	-0.85%
Calhoun Street	303,882	300,358	1.17%	1,422,624	1,478,465	-3.78%
Scudder Falls	993,594	1,032,885	-3.80%	4,481,793	4,705,744	-4.76%
Washington Crossing	115,758	113,097	2.35%	512,473	509,553	0.57%
New Hope - Lambertville	215,131	254,019	-15.31%	1,070,160	1,070,684	-0.05%
Centre Bridge - Stockton	83,334	83,667	-0.40%	337,776	329,958	2.37%
Uhlerstown - Frenchtown	105,548	72,963	44.66%	384,183	333,887	15.06%
Upper Black Eddy - Milford	60,357	61,980	-2.62%	278,509	296,733	-6.14%
Riegelsville	50,150	50,238	-0.18%	222,135	226,022	-1.72%
Northampton Street	388,166	387,127	0.27%	1,805,139	1,852,090	-2.54%
Riverton - Belvidere	66,627	75,146	-11.34%	308,497	335,515	-8.05%
Total	2,768,127	2,815,024	-1.67%	12,587,046	12,917,470	-2.56%

NOTES:

Delaware River Joint Toll Bridge Commission
Toll Supported Bridge - Two Way Traffic Counts
May 2018

Bridge	Total Volume				
	May 2018	May 2017	% Change	YTD 2018	YTD 2017
Lower Trenton	503,217	491,325	2.42%	2,251,322	2,299,617
Calhoun Street	531,477	510,749	4.06%	2,434,195	2,515,110
Scudder Falls	1,693,111	1,874,788	-9.69%	7,744,476	8,932,957
Washington Crossing	195,129	196,032	-0.46%	857,874	875,234
New Hope - Lambertville	418,663	435,433	-3.85%	2,138,068	1,901,789
Centre Bridge - Stockton	154,115	156,464	-1.50%	641,519	643,794
Uhlerstown - Frenchtown	177,358	144,449	22.78%	683,392	648,498
Upper Black Eddy - Milford	115,352	117,575	-1.89%	512,135	533,543
Riegelsville	107,145	105,696	1.37%	471,351	476,137
Northampton Street	547,795	540,153	1.41%	2,614,675	2,831,786
Riverton - Belvidere	162,440	173,942	-6.61%	732,999	749,235
Total	4,605,802	4,746,606	-2.97%	21,082,005	22,407,700

NOTES:

Delaware River Joint Toll Bridge Commission
Toll Bridge - Two Way Traffic Counts
May 2018

Bridge	Total Volume (all classes)				
	May 2018	May 2017	% Change	YTD 2018	YTD 2017
Trenton - Morrisville	1,874,200	1,847,260	1.46%	8,905,200	9,293,638
New Hope - Lambertville	411,887	406,301	1.37%	1,783,475	1,844,641
Interstate 78	2,070,617	2,146,882	-3.55%	9,245,361	9,676,578
Easton - Phillipsburg	1,153,449	1,137,081	1.44%	5,262,392	5,266,337
Portland - Columbia	248,172	239,472	3.63%	1,081,848	1,131,601
Delaware Water Gap	1,649,281	1,638,532	0.66%	7,164,074	7,442,748
Milford - Montague	233,392	234,539	-0.49%	997,095	1,002,621
Total	7,640,998	7,650,067	-0.12%	34,439,445	35,658,164
					-3.42%

NOTES:

DELAWARE RIVER JOINT TOLL BRIDGE COMMISSION

Meeting of June 25, 2018

STATISTICAL SUMMARY OF EXPENDITURES

This includes reports entitled “**Budget vs Actual**” covering the month of May 2018 and the five month year-to-date (“YTD”) operations of fiscal year 2018 relative to Toll Bridges, Toll Supported Bridges and Administration departments.

Total expense plus encumbrance totaled \$3,991,577 for the month of May. For the 2018 fiscal period, total expense plus encumbrances amounted to \$23,936,688 or 81.1% of the YTD operating budget.

Most of the expense line categories are within their normal line item budgets. Overtime wages are currently exceeding the YTD budget by \$73,584 or 34.1%, mainly due to first quarter snow removal related cost. Professional Services are exceeding their YTD operating budget by \$122,057 or 19.6% due to higher non-retainer legal fees.

During the month of May, the Commission received a \$503,786 rebate from Express Scripts for prior year’s prescription usage.

Delaware River Joint Toll Bridge Commission
Budget vs Actual
For the Five Months Ending May 31, 2018

TOTAL COMMISSION

	Annual Budget 2018	YTD Budget 2018	Expended For The Month	Expended Year To Date	Encumbered	Remaining Annual Budget
Regular Employee Salaries	\$21,900,483	9,275,720	\$1,589,014	\$8,749,395	\$0	\$13,151,088
Part-Time Employee Wages	404,630	161,409	18,678	100,313	0	304,317
Summer Employee Wages	112,401	18,785	0	0	0	112,401
Overtime Wages	475,472	215,772	20,730	289,356	0	186,116
Pension Contributions	7,205,568	3,048,675	500,425	2,468,368	0	4,737,200
FICA Contributions	1,836,643	777,082	130,096	727,817	0	1,108,827
Regular Employee Healthcare Benefits	12,877,729	5,379,777	147,736	2,473,681	0	10,404,048
Life Insurance Benefits	220,328	91,803	17,815	91,703	0	128,625
Unemployment Compensation Benefits	44,100	22,050	0	21,349	0	22,751
Utility Expense	965,124	520,306	55,311	286,102	79,181	599,841
Office Expense	269,353	159,421	16,765	94,062	50,965	124,327
Telecommunication Expense	1,232,377	565,254	129,004	466,815	19,108	746,455
Information Technology Expense	596,984	239,164	25,218	151,478	18,684	426,823
Professional Development/Meetings	619,215	277,768	8,588	65,028	11,730	542,456
Vehicle Maintenance Expense and Fuel	461,701	329,293	28,592	131,299	161,119	169,282
Operations Maintenance Expense	1,523,264	975,421	22,687	543,133	210,359	769,772
ESS Operating Maintenance Expense	1,500,000	625,000	63,849	245,884	37,191	1,216,925
Commission Expense	22,050	9,188	2,260	8,287	0	13,763
Toll Collection Expense	75,291	31,371	4,978	16,589	30,061	28,641
Uniform Expense	105,622	43,508	4,370	14,696	9,128	81,797
Business Insurance	2,999,411	1,249,252	247,717	1,238,586	0	1,760,826
Licenses & Inspections Expense	10,878	4,909	915	3,055	0	7,823
Advertising	60,760	16,824	2,196	4,645	0	56,115
Professional Services	1,391,800	623,672	137,342	745,730	0	646,070
State Police Bridge Security	5,787,024	2,528,306	458,497	2,293,868	0	3,493,156
EZPass Equipment/Maintenance	1,327,094	552,956	97,042	485,209	0	841,885
General Contingency	300,000	125,000	0	0	0	300,000
EZPass Operating Expense	3,909,652	1,629,580	290,104	1,592,717	0	2,316,935
Total	\$68,234,954	\$29,497,267	\$4,019,928	\$23,309,164	\$627,524	\$44,298,265

Delaware River Joint Toll Bridge Commission
Budget vs Actual
For the Five Months Ending May 31, 2018

ADMINISTRATION*

	Annual Budget 2018	YTD Budget 2018	Expended For The Month	Expended Year To Date	Encumbered	Remaining Annual Budget
Regular Employee Salaries	\$4,148,539	1,754,987	\$314,307	\$1,697,426	\$0	\$2,451,113
Summer Employee Wages	8,032	0	0	0	0	8,032
Overtime Wages	5,596	2,332	0	2,212	0	3,384
Pension Contributions	1,260,639	533,377	93,419	455,389	0	805,251
FICA Contributions	318,368	134,701	23,801	125,740	0	192,628
Regular Employee Healthcare Benefits	1,557,650	649,636	15,391	314,408	0	1,243,242
Life Insurance Benefits	39,253	16,355	3,243	16,303	0	22,950
Unemployment Compensation Benefits	44,100	22,050	0	21,349	0	22,751
Office Expense	218,873	125,786	16,021	82,853	46,534	89,487
Telecommunication Expense	84,000	34,680	5,715	24,020	0	59,980
Information Technology Expense	570,000	226,902	25,218	151,478	18,684	399,839
Professional Development/Meetings	145,067	78,044	612	44,146	0	100,921
Vehicle Maintenance Expense and Fuel	2,768	1,153	0	843	0	1,925
Commission Expense	22,050	9,188	2,260	8,287	0	13,763
Business Insurance	124,535	51,387	10,245	51,224	0	73,311
Advertising	60,760	16,824	2,196	4,645	0	56,115
Professional Services	1,113,800	507,833	99,091	677,845	0	435,955
General Contingency	300,000	125,000	0	0	0	300,000
EZPass Operating Expense	20,300	8,458	0	0	0	20,300
TOTAL	\$10,044,331	\$4,298,692	\$611,519	\$3,678,166	\$65,217	\$6,300,947

* Includes Executive, Human Resources, Accounting, EZPass, Purchasing, Information Technology, Community Affairs and Contract/Compliance.

Delaware River Joint Toll Bridge Commission
Budget vs Actual
For the Five Months Ending May 31, 2018

ADMINISTRATION - OPERATIONS*

	Annual Budget 2018	YTD Budget 2018	Expended For The Month	Expended Year To Date	Encumbered	Remaining Annual Budget
Regular Employee Salaries	\$1,823,641	778,467	\$151,361	\$727,398	\$0	\$1,096,243
Overtime Wages	34,000	14,167	8,620	33,889	0	111
Pension Contributions	926,035	391,805	57,632	285,269	0	640,766
FICA Contributions	227,790	96,377	19,438	96,725	0	131,064
Regular Employee Healthcare Benefits	1,201,678	501,080	15,038	201,785	0	999,894
Life Insurance Benefits	28,347	11,811	2,575	14,605	0	13,741
Office Expense	19,536	10,457	411	4,285	2,574	12,677
Telecommunication Expense	132,784	55,327	5,938	32,143	0	100,641
Professional Development/Meetings	466,406	196,832	7,338	18,557	11,730	436,119
Vehicle Maintenance Expense and Fuel	2,000	833	52	910	0	1,090
ESS Operating Maintenance Expense	1,500,000	625,000	63,849	245,884	37,191	1,216,925
Uniform Expense	14,744	6,143	2,904	7,189	1,297	6,258
Business Insurance	71,560	29,816	5,885	29,423	0	42,137
Professional Services	278,000	115,839	38,251	67,885	0	210,115
TOTAL	\$6,726,520	\$2,833,956	\$379,290	\$1,765,945	\$52,792	\$4,907,782

* Includes Engineering, Training & Employee Safety, Plant & Facility, and Electronic Security & Surveillance.

Delaware River Joint Toll Bridge Commission
Budget vs Actual
For the Five Months Ending May 31, 2018

TRENTON - MORRISVILLE TOLL BRIDGE

	Annual Budget 2018	YTD Budget 2018	Expended For The Month	Expended Year To Date	Encumbered	Remaining Annual Budget
Regular Employee Salaries	\$1,834,675	776,627	\$132,654	\$721,325	\$0	\$1,113,349
Part-Time Employee Wages	79,380	21,570	1,845	17,245	0	62,135
Summer Employee Wages	26,453	1,467	0	0	0	26,453
Overtime Wages	34,692	16,537	(507)	23,514	0	11,178
Pension Contributions	573,335	242,578	39,453	195,286	0	378,049
FICA Contributions	151,103	63,932	10,297	57,505	0	93,598
Regular Employee Healthcare Benefits	1,236,303	515,546	14,801	231,151	0	1,005,152
Life Insurance Benefits	18,087	7,536	1,565	7,476	0	10,611
Utility Expense	143,425	71,488	7,304	39,978	14,000	89,448
Office Expense	4,043	3,175	11	177	74	3,791
Telecommunication Expense	81,264	60,881	5,834	22,637	10,629	47,999
Information Technology Expense	7,017	3,225	0	0	0	7,017
Professional Development/Meetings	196	139	0	0	0	196
Vehicle Maintenance Expense and Fuel	87,298	61,418	5,804	24,345	28,417	34,537
Operations Maintenance Expense	214,115	124,775	2,744	58,961	25,574	129,581
Toll Collection Expense	12,554	5,231	886	3,080	4,822	4,652
Uniform Expense	20,482	9,197	615	1,407	0	19,075
Business Insurance	388,845	162,019	32,098	160,490	0	228,355
Licenses & Inspections Expense	470	470	0	90	0	380
State Police Bridge Security	905,090	395,427	71,709	358,563	0	546,528
EZPass Equipment/Maintenance	207,358	86,399	21,534	82,204	0	125,154
EZPass Operating Expense	863,047	360,161	64,374	353,423	0	509,624
TOTAL	\$6,889,233	\$2,989,797	\$413,020	\$2,358,857	\$83,515	\$4,446,862

Delaware River Joint Toll Bridge Commission
Budget vs Actual
For the Five Months Ending May 31, 2018

NEW HOPE - LAMBERTVILLE TOLL BRIDGE

	Annual Budget 2018	YTD Budget 2018	Expended For The Month	Expended Year To Date	Encumbered	Remaining Annual Budget
Regular Employee Salaries	\$1,152,241	487,707	\$76,828	\$476,901	\$0	\$675,340
Part-Time Employee Wages	11,760	11,760	2,496	6,629	0	5,131
Summer Employee Wages	3,230	0	0	0	0	3,230
Overtime Wages	31,164	14,455	2,342	19,912	0	11,252
Pension Contributions	362,950	153,564	25,745	127,435	0	235,516
FICA Contributions	91,677	38,789	6,164	38,074	0	53,603
Regular Employee Healthcare Benefits	714,410	298,028	10,107	145,715	0	568,696
Life Insurance Benefits	11,246	4,686	776	4,125	0	7,121
Utility Expense	154,830	89,214	10,189	39,786	29,386	85,659
Office Expense	2,377	1,976	11	199	74	2,103
Telecommunication Expense	59,863	26,131	5,025	19,582	0	40,281
Information Technology Expense	7,762	3,416	0	0	0	7,762
Professional Development/Meetings	196	139	26	26	0	170
Vehicle Maintenance Expense and Fuel	77,185	60,268	5,990	27,329	26,661	23,195
Operations Maintenance Expense	155,624	101,573	7,102	67,346	18,537	69,741
Toll Collection Expense	7,056	2,940	268	1,453	2,757	2,846
Uniform Expense	2,940	1,252	185	370	0	2,570
Business Insurance	252,062	105,026	20,780	103,898	0	148,163
Licenses & Inspections Expense	921	762	90	471	0	450
State Police Bridge Security	186,921	81,664	14,809	74,051	0	112,870
EZPass Equipment/Maintenance	165,887	69,119	5,386	53,907	0	111,980
EZPass Operating Expense	215,859	89,941	16,101	88,396	0	127,463
TOTAL	\$3,668,161	\$1,642,410	\$210,421	\$1,295,604	\$77,416	\$2,295,141

Delaware River Joint Toll Bridge Commission
Budget vs Actual
For the Five Months Ending May 31, 2018

INTERSTATE - 78 TOLL BRIDGE

	Annual Budget 2018	YTD Budget 2018	Expended For The Month	Expended Year To Date	Encumbered	Remaining Annual Budget
Regular Employee Salaries	\$2,458,280	1,040,561	\$169,559	\$919,921	\$0	\$1,538,359
Part-Time Employee Wages	80,000	33,333	2,677	19,957	0	60,043
Summer Employee Wages	16,072	4,333	0	0	0	16,072
Overtime Wages	62,362	25,985	2,641	41,577	0	20,785
Pension Contributions	773,081	327,091	56,757	279,946	0	493,134
FICA Contributions	199,867	84,564	13,099	73,673	0	126,194
Regular Employee Healthcare Benefits	1,584,594	660,803	15,711	303,714	0	1,280,880
Life Insurance Benefits	23,572	9,822	1,824	9,211	0	14,361
Utility Expense	207,640	115,683	16,182	51,314	25,132	131,194
Office Expense	6,301	4,173	33	2,439	228	3,635
Telecommunication Expense	220,008	92,487	20,118	80,102	0	139,906
Information Technology Expense	2,739	1,756	0	0	0	2,739
Professional Development/Meetings	2,646	1,103	122	1,176	0	1,470
Vehicle Maintenance Expense and Fuel	75,460	57,380	5,593	15,645	39,132	20,683
Operations Maintenance Expense	395,273	262,673	(4,242)	112,368	73,518	209,387
Toll Collection Expense	12,740	5,308	502	2,564	6,277	3,899
Uniform Expense	11,760	4,511	285	1,981	0	9,779
Business Insurance	596,412	248,505	49,269	246,347	0	350,065
Licenses & Inspections Expense	1,470	275	211	781	0	689
State Police Bridge Security	993,632	434,110	78,724	393,640	0	599,992
EZPass Equipment/Maintenance	248,830	103,679	29,666	102,369	0	146,461
EZPass Operating Expense	1,188,975	495,406	88,685	486,894	0	702,081
TOTAL	\$9,161,713	\$4,013,540	\$547,415	\$3,145,618	\$144,286	\$5,871,809

Delaware River Joint Toll Bridge Commission
Budget vs Actual
For the Five Months Ending May 31, 2018

EASTON - PHILLIPSBURG TOLL BRIDGE

	Annual Budget 2018	YTD Budget 2018	Expended For The Month	Expended Year To Date	Encumbered	Remaining Annual Budget
Regular Employee Salaries	\$1,887,844	799,118	\$142,589	\$790,508	\$0	\$1,097,337
Part-Time Employee Wages	86,000	35,833	2,864	11,577	0	74,423
Summer Employee Wages	23,814	5,954	0	0	0	23,814
Overtime Wages	43,120	17,967	775	22,323	0	20,797
Pension Contributions	592,227	250,571	38,765	191,881	0	400,345
FICA Contributions	156,119	66,054	10,980	62,032	0	94,088
Regular Employee Healthcare Benefits	1,182,607	493,384	16,391	231,878	0	950,729
Life Insurance Benefits	18,211	7,588	1,499	7,746	0	10,464
Utility Expense	125,930	61,501	5,165	40,364	0	85,566
Office Expense	5,096	3,589	22	1,674	853	2,569
Telecommunication Expense	167,467	92,837	34,668	78,657	8,480	80,330
Information Technology Expense	2,367	966	0	0	0	2,367
Professional Development/Meetings	2,450	839	414	810	0	1,640
Vehicle Maintenance Expense and Fuel	55,664	41,389	4,138	16,269	25,776	13,619
Operations Maintenance Expense	176,567	114,073	6,038	91,109	35,397	50,061
Toll Collection Expense	13,230	5,512	459	2,953	5,464	4,813
Uniform Expense	9,800	3,716	0	755	0	9,045
Business Insurance	242,421	101,009	20,003	100,013	0	142,408
Licenses & Inspections Expense	2,548	1,062	143	203	0	2,345
State Police Bridge Security	523,726	228,812	41,494	207,480	0	316,245
EZPass Equipment/Maintenance	207,358	86,399	12,285	72,956	0	134,402
EZPass Operating Expense	492,392	205,163	36,727	201,638	0	290,754
TOTAL	\$6,016,957	\$2,623,335	\$375,417	\$2,132,826	\$75,970	\$3,808,160

Delaware River Joint Toll Bridge Commission
Budget vs Actual
For the Five Months Ending May 31, 2018

PORTLAND - COLUMBIA TOLL BRIDGE

	Annual Budget 2018	YTD Budget 2018	Expended For The Month	Expended Year To Date	Encumbered	Remaining Annual Budget
Regular Employee Salaries	\$789,692	334,252	\$60,206	\$313,419	\$0	\$476,273
Part-Time Employee Wages	21,560	7,679	1,677	9,368	0	12,192
Summer Employee Wages	13,382	2,940	0	0	0	13,382
Overtime Wages	32,286	17,891	527	18,581	0	13,705
Pension Contributions	252,101	106,664	19,604	97,035	0	155,066
FICA Contributions	65,554	27,736	4,678	25,638	0	39,916
Regular Employee Healthcare Benefits	475,488	198,293	4,203	93,584	0	381,904
Life Insurance Benefits	7,531	3,138	632	3,149	0	4,383
Utility Expense	67,150	40,675	4,187	22,496	6,271	38,383
Office Expense	3,306	2,577	22	363	153	2,789
Telecommunication Expense	51,911	21,629	6,000	21,799	0	30,112
Information Technology Expense	2,367	966	0	0	0	2,367
Professional Development/Meetings	392	180	0	121	0	271
Vehicle Maintenance Expense and Fuel	32,148	19,458	1,321	8,035	9,064	15,049
Operations Maintenance Expense	116,811	77,128	807	51,606	14,671	50,534
Toll Collection Expense	9,604	4,002	280	1,509	3,080	5,016
Uniform Expense	4,900	1,618	230	681	1,934	2,285
Business Insurance	132,982	55,409	10,959	54,797	0	78,185
Licenses & Inspections Expense	637	455	0	0	0	637
State Police Bridge Security	113,426	49,555	8,987	44,935	0	68,491
EZPass Equipment/Maintenance	124,415	51,840	2,737	39,147	0	85,268
EZPass Operating Expense	109,680	45,700	8,181	44,915	0	64,765
TOTAL	\$2,427,322	\$1,069,783	\$135,236	\$851,178	\$35,172	\$1,540,972

Delaware River Joint Toll Bridge Commission
Budget vs Actual
For the Five Months Ending May 31, 2018

DELAWARE WATER GAP TOLL BRIDGE

	Annual Budget 2018	YTD Budget 2018	Expended For The Month	Expended Year To Date	Encumbered	Remaining Annual Budget
Regular Employee Salaries	\$2,701,230	1,143,441	\$193,932	\$1,077,699	\$0	\$1,623,530
Part-Time Employee Wages	102,800	42,843	2,743	17,498	0	85,302
Summer Employee Wages	8,036	1,005	0	0	0	8,036
Overtime Wages	92,345	38,577	1,534	45,643	0	46,703
Pension Contributions	856,790	362,508	57,337	283,809	0	572,980
FICA Contributions	222,187	94,008	14,924	89,086	0	133,101
Regular Employee Healthcare Benefits	1,698,173	717,276	22,937	339,328	0	1,358,845
Life Insurance Benefits	25,157	10,482	2,123	11,161	0	13,996
Utility Expense	90,552	55,484	3,443	20,678	0	69,874
Office Expense	5,536	4,703	211	456	302	4,778
Telecommunication Expense	106,760	44,483	11,015	40,040	0	66,719
Information Technology Expense	2,367	966	0	0	0	2,367
Professional Development/Meetings	1,470	411	0	0	0	1,470
Vehicle Maintenance Expense and Fuel	70,143	55,605	2,789	22,302	20,373	27,468
Operations Maintenance Expense	163,140	96,684	509	73,749	11,118	78,274
Toll Collection Expense	12,091	5,038	2,251	3,307	4,426	4,358
Uniform Expense	10,290	4,096	0	779	1,379	8,132
Business Insurance	461,707	192,378	38,164	190,818	0	270,889
Licenses & Inspections Expense	1,470	438	253	731	0	739
State Police Bridge Security	767,938	335,506	60,843	305,494	0	462,444
EZPass Equipment/Maintenance	248,830	103,679	22,737	95,518	0	153,312
EZPass Operating Expense	911,275	379,698	67,971	373,174	0	538,101
TOTAL	\$8,560,287	\$3,689,309	\$505,716	\$2,991,270	\$37,599	\$5,531,417

Delaware River Joint Toll Bridge Commission
Budget vs Actual
For the Five Months Ending May 31, 2018

MILFORD - MONTAGUE TOLL BRIDGE

	Annual Budget 2018	YTD Budget 2018	Expended For The Month	Expended Year To Date	Encumbered	Remaining Annual Budget
Regular Employee Salaries	\$821,923	347,888	\$56,632	\$351,364	\$0	\$470,559
Part-Time Employee Wages	23,130	8,391	1,249	11,164	0	11,966
Summer Employee Wages	13,382	3,087	0	0	0	13,382
Overtime Wages	27,685	15,799	188	25,684	0	2,001
Pension Contributions	260,575	110,249	19,260	95,333	0	165,242
FICA Contributions	67,788	28,681	4,336	29,237	0	38,551
Regular Employee Healthcare Benefits	475,488	198,293	4,493	94,354	0	381,134
Life Insurance Benefits	7,901	3,292	688	2,555	0	5,346
Utility Expense	55,909	33,592	3,671	37,811	4,392	13,706
Office Expense	3,306	2,577	24	425	171	2,710
Telecommunication Expense	53,405	22,252	11,576	66,972	0	(13,567)
Information Technology Expense	2,367	966	0	0	0	2,367
Professional Development/Meetings	392	82	77	193	0	199
Vehicle Maintenance Expense and Fuel	36,868	20,651	2,906	15,423	11,697	9,748
Operations Maintenance Expense	121,231	85,307	383	45,518	6,286	69,427
Toll Collection Expense	8,016	3,340	334	1,724	3,235	3,057
Uniform Expense	4,900	1,674	0	505	1,849	2,546
Business Insurance	117,098	48,791	9,649	48,247	0	68,850
Licenses & Inspections Expense	637	42	68	136	0	501
State Police Bridge Security	108,218	47,279	8,574	42,872	0	65,346
EZPass Equipment/Maintenance	124,415	51,840	2,698	39,108	0	85,307
EZPass Operating Expense	108,124	45,052	8,065	44,278	0	63,846
TOTAL	\$2,442,756	\$1,079,124	\$134,870	\$952,902	\$27,630	\$1,462,225

Delaware River Joint Toll Bridge Commission
Budget vs Actual
For the Five Months Ending May 31, 2018

SOUTHERN DIVISION TOLL SUPPORTED BRIDGES

	Annual Budget 2018	YTD Budget 2018	Expended For The Month	Expended Year To Date	Encumbered	Remaining Annual Budget
Regular Employee Salaries	\$2,278,970	964,612	\$143,320	\$883,589	\$0	\$1,395,382
Part-Time Employee Wages	0	0	920	2,300	0	(2,300)
Overtime Wages	61,033	30,734	2,693	35,755	0	25,277
Pension Contributions	717,679	303,650	49,329	244,169	0	473,511
FICA Contributions	179,010	75,739	11,010	69,170	0	109,840
Regular Employee Healthcare Benefits	1,461,166	609,423	14,167	274,707	0	1,186,459
Life Insurance Benefits	21,878	9,116	1,424	7,962	0	13,916
Utility Expense	73,245	33,281	3,625	21,915	0	51,331
Telecommunication Expense	112,596	46,915	9,155	24,622	0	87,974
Vehicle Maintenance Expense and Fuel	14,014	7,740	0	0	0	14,014
Operations Maintenance Expense	116,444	71,952	3,376	21,361	12,976	82,107
Uniform Expense	15,396	7,079	0	365	400	14,631
Business Insurance	421,464	175,610	34,908	174,540	0	246,924
Licenses & Inspections Expense	882	773	0	425	0	457
State Police Bridge Security	1,675,343	731,944	132,735	663,708	0	1,011,635
TOTAL	\$7,149,120	\$3,068,569	\$406,662	\$2,424,586	\$13,376	\$4,711,157

Delaware River Joint Toll Bridge Commission
Budget vs Actual
For the Five Months Ending May 31, 2018

NORTHERN DIVISION TOLL SUPPORTED BRIDGES

	Annual Budget 2018	YTD Budget 2018	Expended For The Month	Expended Year To Date	Encumbered	Remaining Annual Budget
Regular Employee Salaries	\$2,003,448	848,060	\$147,627	\$789,845	\$0	\$1,213,603
Part-Time Employee Wages	0	0	2,208	4,575	0	(4,575)
Overtime Wages	51,188	21,328	1,916	20,266	0	30,922
Pension Contributions	630,157	266,619	43,124	212,816	0	417,341
FICA Contributions	157,180	66,502	11,369	60,935	0	96,245
Regular Employee Healthcare Benefits	1,290,171	538,015	14,497	243,058	0	1,047,112
Life Insurance Benefits	19,147	7,978	1,466	7,411	0	11,736
Utility Expense	46,443	19,389	1,544	11,761	0	34,683
Office Expense	980	408	0	1,192	0	(212)
Telecommunication Expense	162,320	67,633	13,960	56,241	0	106,079
Vehicle Maintenance Expense and Fuel	8,154	3,397	0	200	0	7,954
Operations Maintenance Expense	64,060	41,257	5,970	21,117	12,283	30,659
Uniform Expense	10,410	4,223	152	664	2,269	7,477
Business Insurance	190,326	79,302	15,758	78,788	0	111,538
Licenses & Inspections Expense	1,842	630	150	218	0	1,624
State Police Bridge Security	512,730	224,008	40,623	203,125	0	309,606
TOTAL	\$5,148,555	\$2,188,751	\$300,363	\$1,712,211	\$14,552	\$3,421,792

DELAWARE RIVER JOINT TOLL BRIDGE COMMISSION SYSTEM
STATEMENT OF REVENUE AND EXPENSES FOR THE FIVE MONTHS ENDED MAY 31, 2018

	T-M	NB-L	I-78	E-P	P-C	DWG	M-M	SDTS	NDTS	ADM	TOTAL 2018	TOTAL 2017
TOLL REVENUE												
Net Toll Revenue	6,763,846	1,201,806	24,593,529	3,598,542	1,012,589	12,892,839	597,717	-	-	-	50,660,868	51,486,557
EZPass Fee	143,021	38,148	207,050	88,562	19,411	158,320	19,478	-	-	-	673,990	537,943
Net Violation Fee Income	265,149	34,329	373,646	132,534	29,031	571,660	21,977	-	-	-	1,428,327	945,847
REVENUE FROM TOLL	\$ 7,172,016	\$ 1,274,283	\$ 25,174,225	\$ 3,819,638	\$ 1,061,031	\$ 13,622,820	\$ 639,172	\$ -	\$ -	\$ -	\$ 52,763,185	\$ 52,970,347
OPERATING EXPENSE												
Regular Employee Salaries	721,325	476,901	919,921	790,508	313,419	1,077,699	351,364	883,589	789,845	2,424,824	8,749,395	8,289,776
Part-Time Employee Wages	17,245	6,629	19,957	11,577	9,368	17,498	11,164	2,300	4,575	-	100,313	151,698
Summer Employee Wages	-	-	-	-	-	-	-	-	-	-	-	397
Overtime Wages	23,514	19,912	41,577	22,323	18,581	45,643	25,684	35,755	20,266	36,100	289,356	271,819
Pension Contributions	195,286	127,435	279,946	191,881	97,035	283,809	95,333	244,169	212,816	740,658	2,468,368	2,377,615
FICA Contributions	57,505	38,074	73,673	62,032	25,638	89,086	29,237	69,170	60,935	222,465	777,817	692,503
Regular Employee Healthcare Benefits	231,151	145,715	303,714	231,878	93,584	339,328	94,354	274,707	243,058	516,192	2,473,681	3,939,084
Life Insurance Benefits	7,476	4,125	9,211	7,746	3,149	11,161	2,555	7,962	7,411	30,909	91,703	71,594
Unemployment Compensation Benefits	-	-	-	-	-	-	-	-	-	21,349	1,701	1,701
Utility Expense	39,978	39,786	51,314	40,364	22,496	20,678	37,811	21,915	11,761	286,102	298,691	298,691
Office Expense	177	199	2,439	1,674	363	456	425	-	1,192	87,138	94,062	77,008
Telecommunication Expense	22,637	19,582	80,102	78,657	21,799	40,040	66,972	24,622	56,241	56,163	466,815	319,263
Information Technology Expense	-	-	-	-	-	-	-	-	-	151,478	151,478	199,147
Professional Development/Meetings	-	-	-	-	-	-	-	-	-	62,702	65,028	61,300
Vehicle Maintenance Expense and Fuel	24,345	26	1,176	810	121	-	193	-	200	1,753	131,299	111,841
Operations Maintenance Expense	58,961	67,346	112,368	162,609	8,035	22,302	15,423	-	21,117	543,133	422,599	543,133
ESS Operating Maintenance Expense	-	-	-	-	51,606	73,749	45,518	21,361	-	-	245,884	444,645
Commission Expense	-	-	-	-	-	-	-	-	-	8,287	8,287	6,229
Toll Collection Expense	3,080	1,453	2,564	2,953	1,509	3,307	1,724	-	-	-	16,589	31,810
Uniform Expense	1,407	370	1,981	755	681	779	505	365	664	7,189	14,696	19,492
Business Insurance	160,490	103,898	246,347	100,013	54,797	190,818	48,247	174,540	78,788	80,647	1,238,586	1,180,081
Licenses & Inspections Expense	90	471	781	203	-	731	136	425	218	-	3,055	3,824
Advertising	-	-	-	-	-	-	-	-	-	-	4,645	3,353
Professional Services	-	-	-	-	-	-	-	-	-	-	745,730	497,548
State Police Bridge Security	358,563	74,051	393,640	207,480	44,935	305,494	42,872	663,708	203,125	-	2,293,868	2,295,893
EZPass Equipment/Maintenance	82,204	53,907	102,369	72,956	39,147	95,518	39,108	-	-	-	485,209	394,898
General Contingency	-	-	-	-	-	-	-	-	-	-	-	-
EZPass Operating Expense	353,423	88,396	486,894	201,638	44,915	373,174	44,278	-	-	-	1,592,717	1,901,708
TOTAL OP., MAINT., & ADM	\$ 2,358,857	\$ 1,295,604	\$ 3,145,618	\$ 2,132,826	\$ 851,178	\$ 2,991,270	\$ 952,902	\$ 2,424,586	\$ 1,712,211	\$ 5,444,112	\$ 23,309,164	\$ 24,065,516
OTHER OPERATING INC/EXP												
Other Operating Income	-	-	361	174	-	-	-	-	-	4,401	4,937	81,030
TOTAL OTHER OP INC	\$ -	\$ -	\$ 361	\$ 174	\$ -	\$ -	\$ -	\$ -	\$ -	\$ 4,401	\$ 4,937	\$ 81,030
NET OPERATING INC	\$4,813,159	\$ (2,132)	\$ 22,028,968	\$1,686,986	\$ 209,853	\$10,631,549	\$ (313,720)	\$ (2,424,586)	\$ (1,712,211)	\$ (5,439,710)	\$ 29,458,957	\$ 28,985,861
NON-OPERATING REV/EXP												
Interest Revenue	-	-	-	-	-	-	-	-	-	-	3,166,165	1,525,215
Other Non-Operating Revenue	-	-	-	-	-	-	-	-	-	-	-	-
GASB 68 Pension Expense	-	-	-	-	-	-	-	-	-	-	(12,697,456)	(13,136,096)
Interest Expense	-	-	-	-	-	-	-	-	-	-	(7,432,408)	(7,629,399)
Depreciation Expense	-	-	-	-	-	-	-	-	-	-	-	-
OPFB Amort Expense	-	-	-	-	-	-	-	-	-	-	-	-
TOTAL NON-OPERATING REV/EXP	\$ -	\$ -	\$ -	\$ -	\$ -	\$ -	\$ -	\$ -	\$ -	\$ (16,963,699)	\$ (19,240,280)	\$ -
CHANGE IN NET ASSETS											\$12,495,258	\$9,745,581

DELAWARE RIVER JOINT TOLL BRIDGE COMMISSION

Meeting of June 25, 2018

ADMINISTRATION

The following Pages reflect the reports on those items assigned to the Administration Department. Each item is reported separately and page numbered accordingly.

DELAWARE RIVER JOINT TOLL BRIDGE COMMISSION

Meeting of June 25, 2018

PURCHASING REPORT INDEX

MONTH OF MAY 2018

SUBJECT	DESCRIPTION	PAGE NUMBER
Purchasing	Monthly Purchasing Report Covering the Month of May, 2018	1-4

DELAWARE RIVER JOINT TOLL BRIDGE COMMISSION

Meeting of June 25, 2018

MONTHLY PURCHASING REPORT

Month of May 2018

This report itemizes all orders for purchases made for the month of May, 2018, showing the divisions chargeable for the expense and the source of authority for issuance of the purchase order. This authority is broken into three categories:

- (1) By authority of the Commission
- (2) By authority of the Executive Director or his designate
- (3) By authority of the Director

The purchasing activities for the month of May 2018, culminated in the preparation and placement of 46 purchase orders in the total amount of \$2,217,081.01. To secure competitive prices on items being purchased, 31 price inquiries were sent out for 10 of the requisitions leading to purchase orders, an average of 3.1 per order ($31/10 = 3.10$).

Procurements of over \$5,000.00 during the period of May 2018 are shown below:

- Fifteen (15) Purchase Orders were let, in the total amount of \$1,603,380.00, for fifteen (15) 2019 Mack Cab & Chassis vehicles (\$106,892.00 each);
- A Purchase Order was issued, in the total amount of \$522,455.00 for ESS security cameras, card readers, motion detectors, etc. for the new Scudder Falls Administration Building and the 1799 House;
- A Purchase Order was issued, in the total amount of \$11,637.04, for iPhones and tablets for ESS access;
- A Purchase Order was issued, in the total amount of \$11,225.00, for system-wide emergency generators preventative maintenance;
- A Purchase Order was issued, in the total amount of \$9,432.00, for web filter software renewal.

In addition to the practices employed incidental to purchase of materials, etc., from vendors on a direct basis, the Commission also purchases via direct utilization of the purchasing processes of the State of New Jersey, the Commonwealth of Pennsylvania and other joint purchasing arrangements.

**DELAWARE RIVER JOINT TOLL BRIDGE COMMISSION
REPORT OF PURCHASING ACTIVITIES**

May 2018

PO Number	Vendor Name	General Description	Req Dept	Contract/Resolution/ Comment	Commission	Director of Purchasing	Director
20180171	ADVANCE AUTO PARTS	AUTO PARTS	I78			1,339.73	
20180172	COOPER ELECTRIC SUPPLY CO	EMERG HIGHWAY LIGHTING PARTS	I78			746.54	
20180173	GOVCONNECTION, INC.	WEB FILTER RENEWAL	IT	PA COSTARS 6		9,432.00	
20180174	GREEN POND NURSERY INC.	LANDSCAPING TOPSOIL / MULCH	I78			2,590.00	
20180175	REED & PERRINE SALES INC.	LANDSCAPE-SUPPLIES	EP			1,641.30	
20180176	PENCO PRODUCTS, INC CAPITAL RESERVE	REPLACEMENT LOCKERS	I78	FIN 01-12-2016	497.90		
20180177	B-PLUS TECHNOLOGY OF PA	COMPUTER ACCESSORIES/SUPPLIES	IT			2,848.87	
20180178	CONTROLTEK	TOLL COLLECTION SUPPLIES	I78			1,618.52	
20180179	GRAINGER	AC/HEATERS UNITS FOR TOLL-2	DWG	NJM-0002		1,250.00	
20180180	LINDSEY EQUIPMENT/JOHN DEERE	BAGGER COLLECTION SYSTEM	MM			1,440.00	
20180181	SAFETY R US CORP	MAINTENANCE HI-VIS T-SHIRT	TM			5,286.50	
20180182	TRANS EDGE TRUCK CENTER CAPITAL RESERVE	2019 MACK CAB & CHASSIS #07	NHL	PA COSTARS 25	106,892.00		
20180183	TRANS EDGE TRUCK CENTER CAPITAL RESERVE	2019 MACK CAB & CHASSIS #08	NHL	PA COSTARS 25	106,892.00		
20180184	TRANS EDGE TRUCK CENTER CAPITAL RESERVE	2019 MACK CAB & CHASSIS #09	NHL	PA COSTARS 25	106,892.00		
20180185	TRANS EDGE TRUCK CENTER CAPITAL RESERVE	2019 MACK CAB & CHASSIS #10	NHL	PA COSTARS 25	106,892.00		
20180186	TRANS EDGE TRUCK CENTER CAPITAL RESERVE	2019 MACK CAB & CHASSIS #01	PC	PA COSTARS 25	106,892.00		
20180187	TRANS EDGE TRUCK CENTER CAPITAL RESERVE	2019 MACK CAB & CHASSIS #14	DWG	PA COSTARS 25	106,892.00		
20180188	TRANS EDGE TRUCK CENTER CAPITAL RESERVE	2019 MACK CAB & CHASSIS #02	DWG	PA COSTARS 25	106,892.00		

**DELAWARE RIVER JOINT TOLL BRIDGE COMMISSION
REPORT OF PURCHASING ACTIVITIES**

May 2018

PO Number	Vendor Name	General Description	Req Dept	Contract/Resolution/ Comment	Commission	Director of Purchasing	Director
** BY AUTHORITY OF **							
20180189	TRANS EDGE TRUCK CENTER CAPITAL RESERVE	2019 MACK CAB & CHASSIS #15	DWG	PA COSTARS 25	106,892.00		
20180190	HOOVER TRUCK CENTER	FUEL TANK REPLACEMENT	DWG	NJ T-2085	1,487.45		
20180191	CUMMINS-ALLISON CORPORATION	COIN COUNTER REPAIR	DWG		446.00		
20180192	FRIEDMAN ELECTRIC SUPPLY CO	REPLACEMENT CORDLESS DRILL KIT	DWG		839.84		
20180193	STARR UNIFORM	CLOTHING: ESS UNIFORM	EP	PA COSTARS 12	1,219.11		
20180194	STARR UNIFORM	MAINTENANCE UNIFORM	DWG	PA COSTARS 12	2,487.85		
20180195	TRANS EDGE TRUCK CENTER CAPITAL RESERVE	2019 MACK CAB & CHASSIS #03	TM	PA COSTARS 25	106,892.00		
20180196	TRANS EDGE TRUCK CENTER CAPITAL RESERVE	2019 MACK CAB & CHASSIS #04	NHL	PA COSTARS 25	106,892.00		
20180197	TRANS EDGE TRUCK CENTER CAPITAL RESERVE	2019 MACK CAB & CHASSIS #05	NHL	PA COSTARS 25	106,892.00		
20180198	TRANS EDGE TRUCK CENTER CAPITAL RESERVE	2019 MACK CAB & CHASSIS #06	NHL	PA COSTARS 25	106,892.00		
20180199	TRANS EDGE TRUCK CENTER CAPITAL RESERVE	2019 MACK CAB & CHASSIS #11	I78	PA COSTARS 25	106,892.00		
20180200	TRANS EDGE TRUCK CENTER CAPITAL RESERVE	2019 MACK CAB/CHASSIS #12 WING	I78	PA COSTARS 25	106,892.00		
20180201	TRANS EDGE TRUCK CENTER CAPITAL RESERVE	2019 MACK CAB & CHASSIS #13	I78	PA COSTARS 25	106,892.00		
20180202	EMR POWER SYSTEMS LLC	EMERGENCY GENERATOR SERVICES	MULTI		11,225.00		
20180203	RAY'S TRUCK AND AUTO REPAIRS	2009 FORD ESCAPE REPAIR	NM		631.61		
20180204	A & J GLASS SERVICE	TM TUNNEL GLASS REPLACEMENT	TM		1,104.48		
20180205	OFFICE BASICS	PAPER & PLASTIC PRODUCTS	I78		2,593.60		

**DELAWARE RIVER JOINT TOLL BRIDGE COMMISSION
REPORT OF PURCHASING ACTIVITIES**

May 2018

PO Number	Vendor Name	General Description	Req Dept	Contract/Resolution/ Comment	** BY AUTHORITY OF **		
					Commission	Director of Purchasing	Director
20180206	OFFICE BASICS	JANITORIAL SUPPLIES	EP		4,005.50		
20180207	OFFICE BASICS	PAPER & PLASTIC PRODUCTS	DWG		1,197.40		
20180208	OFFICE BASICS	JANITORIAL SUPPLIES/EQUIP	DWG		1,537.30		
20180209	OFFICE BASICS	JANITORIAL SUPPLIES	TM		3,993.65		
20180210	OFFICE BASICS	JANITORIAL SUPPLIES	NHL		3,678.90		
20180211	DOCUSAFE INC.	OFF-SITE RECORD SVCS-2018	ENG		2,500.00		
20180212	U.S. MUNICIPAL SUPPLY CO INC	REPLACEMENT PTO PUMP	DWG		3,108.37		
20180213	SCHNEIDER ELECTRIC BUILDING AMERICAS, INC. CAPITAL RESERVE	ESS BADGE PRINTER	ESS	ENG 2313-06-13	8,575.00		
20180214	VERIZON WIRELESS	CELL PHONES AND TABLETS ESS	ESS	PA 4400010315	11,637.04		
20180215	FRED BEANS PARTS, INC	AIR COMPRESSOR REPLACEMENT	DWG		286.55		
20180216	SCHNEIDER ELECTRIC BUILDING AMERICAS, INC. CAPITAL RESERVE	SF ADMIN PROVIDE/INSTALL ESS	ESS	ENG 2313-06-13	522,455.00		

Purchase Order Count: 46

AUTHORITY TOTALS: \$2,134,907.90 \$82,173.11 \$0.00

GRAND TOTAL: \$ 2,217,081.01

Delaware River Joint Toll Bridge Commission
Meeting of June 25, 2018

**E-Z PASS REPORT
CUSTOMER SERVICE CENTER/VIOLATIONS PROCESSING CENTER
OPERATIONS (CSC/VPC) REPORT FOR THE E-ZPASS SYSTEM
MAY 2018**

SUBJECT	DESCRIPTION	PAGE NUMBER
E-ZPass CSC/VPC Operations Report	E-ZPass CSC/VPC Operations Report May	1-3

Delaware River Joint Toll Bridge Commission
Meeting of June 25, 2018

**E-Z PASS REPORT
CUSTOMER SERVICE CENTER/VIOLATIONS PROCESSING CENTER
OPERATIONS (CSC/VPC) REPORT FOR THE E-ZPASS SYSTEM
MAY 2018**

E-ZPass Account and Transponder Information as reported by Conduent State and Local
Solutions, Inc. (CSC/VPC Provider)

Total Number of Migrated DRJTBC and NJ CSC E-ZPass Accounts

Migrated Business Accounts	Migrated Private Accounts	Total Number of Migrated Accounts	Total Number of NJ CSC Active Accounts
1,654	77,339	78,993	2,,925,632

Total Number of Migrated DRJTBC (029) Transponders and NJ CSC E-ZPass Transponders

Migrated Business Account Transponders	Migrated Private Account Transponders	Total Number of Migrated Transponders	Total Number of NJ CSC Active Transponders
9,228	131,323	140,551	5,195,886

The Commission will be able to identify 78,993 migrated accounts through a prefix account number (60000). This number will precede the 4-digit account assigned to these accounts. The prefix number was provided in order for the Commission to identify all migrated E-ZPass accounts.

Delaware River Joint Toll Bridge Commission
Meeting of June 25, 2018

E-Z PASS REPORT
CUSTOMER SERVICE CENTER/VIOLATIONS PROCESSING CENTER (CSC/VPC)
OPERATIONS REPORT FOR THE E-ZPASS SYSTEM
MAY 2018

E-ZPass Department Call Activity	Total Calls for May
<i>CSC/VPC Inquiries</i>	
Account Modification Requests	107
Violation Notification Inquires	45
<i>General Commission Inquiries</i>	
Calls referred to Other Departments (H.R., Eng., ESS)	24
<i>Web-Inquiries</i>	
Account Updates	10
Violations	2
Disputes	1
TOTAL NUMBER OF CALLS	189

E-ZPass account modification requests and violation inquiries represent an increase in calls for May.

Delaware River Joint Toll Bridge Commission
Meeting of June 25, 2018

E-Z PASS REPORT
CUSTOMER SERVICE CENTER/VIOLATIONS PROCESSING CENTER (CSC/VPC)
OPERATIONS REPORT FOR THE E-ZPASS SYSTEM
MAY 2018

CSC/VPC Pre-Migration Collection Accounts:

As a result of pre-migration collection efforts from January 2015 through May 2018, Professional Account Management (PAM) a Duncan Solutions Company reports \$164,805.20 collected in outstanding tolls and fees.

Professional Account Management (PAM) a Duncan Solutions Company provide the Commission with monthly payment status updates. Collection activity will continue to be monitored by the E-ZPass Department.

New Jersey Customer Service Center Upgrade:

New Jersey E-ZPass Customer Service Center upgrade was completed on Monday, October 16th. Customer Service System upgrade include the Automated Voice Response (IVR), E-ZPass website and the E-ZPass customer account and analytic reports program (Vector).

Violation Camera Monitoring:

The E-ZPass Department in tandem with TransCore's Field Service Technicians (FSTs) monitor vehicle license plate images in the Southern, Central and Northern Regions through the Commission's Violation Enforcement System (VES).

IAG, New Jersey Turnpike Authority (NJTA) and Electronic Toll Collection System (ETC) Meetings and Workshops

Continue to represent the Commission at the following committees, meetings and workshops:

1. IAG Reciprocity Committee
2. IAG Public Relations & Marketing Committee
3. IAG Legal Committee
4. IAG Rental/Fleet Car Subgroup Committee
5. New Jersey Turnpike Authority Project Status Meetings
6. New Jersey Customer Service Center Implementation Requirements Meetings
7. Electronic Toll Collection System Replacement Meetings

DELAWARE RIVER JOINT TOLL BRIDGE COMMISSION
Meeting of June 25, 2018

ELECTRONIC TOLL COLLECTION PROGRAM

MONTH OF MAY 2018

SUBJECT	DESCRIPTION	PAGE NUMBER
ETC PROGRAM	Electronic Toll Collection Program Report	1-2

DELAWARE RIVER JOINT TOLL BRIDGE COMMISSION
Meeting of June 25, 2018

ELECTRONIC TOLL COLLECTION PROGRAM
MONTH OF MAY 2018

The following items were recently initiated, accomplished or performed during the above noted month:

Activities for the In-Lane Toll System

1. TransCore is addressing punch list items, final project documentation and as-built drawings. Project Provisional Acceptance was issued on August 16, 2017 and the project is transitioning into the maintenance phase.
2. TransCore implemented a plan to improve system performance, focusing on vehicles classifications. The plan included revisiting each lane, checking all equipment connections/configurations and tuning the equipment to increase performance levels. The RK&K team conducted several additional system audits to determine the level of performance. The vehicle classification system was still performing lower than the requirements included in the contract. Commission staff met with the executive management team from TransCore to discuss our on-going concerns regarding the system performance. TransCore developed and implemented an action list to increase performance. The software changes were completed at all Commission bridges and an in house audit along with a third party review by the RK&K team was completed. Vehicle classification by the toll system has improved and is operating near the requirements of the contract. TransCore is now replacing the communication cable from serial to Ethernet for lane readers, this should improve corresponding transponders to the appropriate vehicles. Commission Staff and TransCore meet weekly to review this issue and discuss the action plan.
3. Commission Staff, TransCore and the RK&K team meet monthly to review and discuss system operational and maintenance items.

Activities for the E-ZPass Customer Service Center/Violation Processing Center

1. The new NJ Customer Service Center (CSC) is live. The New Jersey Turnpike Authority (NJTA), as the lead agency, is facilitating all meetings with the other agencies and Conduent. An initial meeting to discuss the needed video processing to support the Scudder Falls Bridge was held with Commission Staff and Conduent.
2. Commission staff, Conduent and representative from the other agencies that participate in the NJ CSC participated in two (2) workshops to develop the business rules and requirements for video transaction processing from the new all electronic tolling (AET) facility at the Scudder Falls Bridge.

DELAWARE RIVER JOINT TOLL BRIDGE COMMISSION
Meeting of June 25, 2018

General Electronic Toll Collection Program Activities

1. Mr. Stracciolini participated in the IAG E-ZPass Executive Management Committee meeting and Policy Committee meetings.

**Delaware River Joint Toll Bridge Commission
Meeting of June 25, 2018**

CONTRACT COMPLIANCE REPORT INDEX

Month of May 2018

SUBJECT	DESCRIPTION	PAGE NUMBER
Contract Compliance Program Operations Report	Operations Report May 2018	1-31

Delaware River Joint Toll Bridge Commission
Meeting of June 25, 2018

IBE PROGRAM OVERVIEW

The Delaware River Joint Toll Bridge Commission (Commission) established an IBE Program (MBE/WBE/SBE/DBE/DsBE/VBE) with a target of 25% for all Professional Services and Construction contracts awarded by the Commission effective July 1, 2014. To date, the Commission has awarded forty-eighty (48) contracts, with the IBE Program requirements. Currently, there are 32 active contracts and 16 contracts that have been completed and archived.

Elation Systems

The Commission began using Elation Systems effective January 2017, as the online system for Payment Verification and Certified Payroll Reporting (CPR). All contracts awarded by the Commission to a Prime Consultant/Prime Contractor and their Subconsultants and Subcontractors use this service free of charge. Online training is available to users on how to use Elation Systems. The Contract Compliance Department and Elation Support Staff are available to assist all users.

The Contract Compliance Department (CCD) monitors, posts and reports all data in regards to all payments. The CCD also reviews all Certified Payrolls submitted into Elation Systems.

The following are all mandatory requirements:

Company On-Line Registration:

- i. All Primes must register their company and activate an account in Elation Systems; *and*
- ii. All Primes must also ensure that all Subconsultants and Subcontractors register their company and activate an account in Elation Systems.

Payment Verification:

- i. All Prime Contractors must post all payments to their Subconsultants and/or Subcontractors in Elation Systems; *and*
- ii. All Prime Contractors and their Subconsultants and/or Subcontractors must confirm all payments received in Elation Systems.

Certified Payroll Reporting:

- i. All Prime Contractors are responsible for assigning someone from their staff with the responsibility to review, approve, and upload their CPR(s) on a weekly basis into Elation Systems; *and*
- ii. All Prime Contractors must also ensure that their Subcontractors upload their CPR(s) on a weekly basis into Elation Systems.

Prime Consultants / Contractors IBE Target performance will be displayed / available on the Commission's public website.

**Delaware River Joint Toll Bridge Commission
Meeting of June 25, 2018**

M E E T I N G S

Professional Services Contracts

Pre-Proposal Meeting(s): Contract C-727A Job Order Contracting Program Manager Consultant

Oral Presentation(s) / Interview(s): None

Kick-Off Meeting(s): None

Construction Contracts

Pre-Bid Meeting(s): Contract T-711A Easton Phillipsburg Toll Bridge Salt Storage Building

Bid Opening(s): Contract T-711A Easton Phillipsburg Toll Bridge Salt Storage Building

Pre-Construction Meeting(s): None

Kick-Off Meeting(s): None

Bi-Weekly Progress Meeting(s): None

Conference(s) / Seminar(s) / Event(s) / Other Meetings

DRJTBC - Monthly Departmental (CAO) Staff Meeting
DRJTBC - Monthly Committee Meeting
DRJTBC - Monthly Contract Compliance Meeting
05/10/18 - WTS - Board Meeting
05/11/18 - Flagger Training
05/14/18 - AACCNJ Women Who Empower Awards Luncheon
05/16/18 - City of Allentown Council Meeting
05/17/18 - HCCLV Board Meeting
05/17/18 - LVPC Transportation Committee Meeting
05/23/18 - WTS Teamology Event - DBE Panelist Discussion

Elation Produced Reports

The following documents present a set of charts that depict a summary of payments for active and completed contracts since the inception of the IBE program. These charts are followed by pie charts that show the distribution of payments by their IBE certification type.

The following spreadsheets include payment data for both Professional and Construction Contracts that are active and/or completed.


The Workforce Utilization pie charts illustrate the hours worked and ethnicity. The attached Workforce Utilization spreadsheet provides detailed data on the trade, ethnicity, and gender of each construction project.

Lastly, the Minority, Women, and Small Business Enterprise charts show the progress of all Professional and Construction Contracts relevant to the MWSBE Program.

Summary - Active Professional Services and Construction Contracts Payments Detail Report Totals


Summary - Professional Services (PS) and Construction Contracts (CC)

Total Number of Contracts - (PS & CC)	32	IBE %
IBE Target for All Prime Contractors - (PS & CC)		25.00%
Total Value of Contracts - (PS & CC)	\$552,335,354.36	5.27%
Total Payments to Prime Contractors - (PS & CC)	\$154,047,754.64	
Total Payments to IBEs	\$29,131,372.90	18.91%




Summary - Professional Services Contracts (PS)

Total Number of Professional Contracts - (PS)	20	IBE %
IBE Target for All Prime Contractors - (PS & CC)		25.00%
Total Value of Contracts - (PS & CC)	\$552,335,354.36	1.60%
Total Value of Contracts - (PS)	\$89,106,878.46	
Total Payments to Prime Contractors - (PS)	\$37,812,078.75	
Total Payments to IBEs	\$8,823,298.99	23.33%



Summary - Construction Contracts (CC)

Total Number of Construction Contracts - (CC)	12	IBE %
IBE Target for All Prime Contractors - (PS & CC)		25.00%
Total Value of Contracts - (PS & CC)	\$552,335,354.36	3.68%
Total Value of Contracts - (CC)	\$463,228,475.90	
Total Payments to Prime Contractors - (CC)	\$116,235,675.89	
Total Payments to IBEs	\$20,308,073.91	17.47%



*** The above bar charts reflect data relative to CONFIRMED payments only.

PS = Professional Services Prime Consultants
 CC = Construction Prime Contractors
 IBE = Minority, Women, Small, Veteran, Disadvantaged, and Disabled Subcontractors and Subconsultants
 Target = IBE 25% commitment on Commission Awarded Projects

Active Professional Services Contracts Payment Detail Report

Total Prime's Contracts Value \$ 89,106,878.46
 Total Payments to IBEs \$ 8,994,170.07
 Target 25.00%
 Actual 10.09%

CONTRACT TITLE	CONTRACT NO.	PRIME CONTRACTOR	CONTRACT VALUE	PAYMENTS TO PRIME	PRIME TARGET	PRIME ACTUAL	IBE TYPE	START DATE	END DATE
General Engineering Services 2015-2018 Annual Inspections	C-684A-1	Cherry, Weber & Assoc., P.C.	\$ 840,000.00	\$ 618,482.20	25.00%	23.43%		02/23/2015	12/31/2018
		IBE VENDOR	IBE CONTRACT VALUE	PAYMENTS TO IBE	IBE TARGET	IBE ACTUAL	IBE TYPE		
		SIH Engineering, P.C.	\$ 210,000.00	\$ 144,934.24	25.00%	17.25%	MBE		
		IBE TOTALS	\$ 210,000.00	\$ 144,934.24	25.00%	17.25%			
Scudder Falls Bridge Replacement Project - Final Design Services	C-660A	Michael Baker Int'l, Inc.	\$ 28,490,033.74	\$ 25,872,411.47	25.00%	22.55%		02/23/2015	12/31/2021
		IBE VENDOR	IBE CONTRACT VALUE	PAYMENTS TO IBE	IBE TARGET	IBE ACTUAL	IBE TYPE		
		Amy S. Greene Environmental Consultants, Inc.	\$ 225,188.11	\$ 143,823.88	00.90%	0.50%	WBE		
		French & Parrello Associates IH Engineers, P.C. Naik Consulting Group, P.C. Stokes Creative Group, Inc.	\$ 1,551,295.85 \$ 2,542,459.70 \$ 1,518,181.81 \$ 475,397.11	\$ 1,520,272.80 \$ 2,542,459.70 \$ 1,518,181.81 \$ 109,257.09	06.20% 10.10% 05.90% 01.90%	5.34% 8.92% 5.33% 0.38%	VBE MBE DBE WBE		
		IBE TOTALS	\$ 6,312,522.58	\$ 5,833,995.28	25.00%	20.48%			
TOA / Building Construction Management Services - PA Assignment Level 3 Toll Bridge Facilities Energy Contract	C-657A	Joseph Jingoli & Son, Inc.	\$ 300,000.00	\$ 276,270.67	25.00%	4.84%		04/13/2015	07/28/2018
		IBE VENDOR	IBE CONTRACT VALUE	PAYMENTS TO IBE	IBE TARGET	IBE ACTUAL	IBE TYPE		
		Burris Contracting, LLC JBC Associates, Inc. STPCx, LLC USA Architects	\$ 75,000.00 \$ - \$ - \$ -	\$ 13,380.00 \$ - \$ - \$ -	25.00% 00.00% 00.00% 00.00%	4.46% 0.00% 0.00% 0.00%	MBE DBE SBE SBE		
		IBE TOTALS	\$ 75,000.00	\$ 13,380.00	25.00%	4.45%			
Scudder Falls Bridge Replacement Project - Public Involvement Service	C-662A	McCormick & Taylor, Inc.	\$ 1,800,016.87	\$ 830,841.92	25.00%	23.26%		09/28/2015	12/30/2021
		IBE VENDOR	IBE CONTRACT VALUE	PAYMENTS TO IBE	IBE TARGET	IBE ACTUAL	IBE TYPE		
		Information Logistics, Inc. Stokes Creative Group, Inc.	\$ 180,001.69 \$ 630,005.90	\$ 2,635.00 \$ 190,578.04	10.00% 35.00%	0.15% 10.59%	DBE DBE		
		IBE TOTALS	\$ 810,007.59	\$ 193,213.04	45.00%	10.73%			

Active Professional Services Contracts Payment Detail Report

Total Prime's Contracts Value \$ 89,106,878.46
 Total Payments to IBEs \$ 8,994,170.07
 Target 25.00%
 Actual 10.09%

CONTRACT TITLE	CONTRACT NO.	PRIME CONTRACTOR	CONTRACT VALUE	PAYMENTS TO PRIME	PRIME TARGET	PRIME ACTUAL	IBE TYPE	START DATE	END DATE
I-78 Maintenance Garage Expansion	C-508A	Burns Engineering, Inc.	\$ 686,117.37	\$ 659,809.92	25.00%	44.88%		09/30/2015	06/30/2018
		IBE VENDOR	IBE CONTRACT VALUE	PAYMENTS TO IBE	IBE TARGET	IBE ACTUAL	IBE TYPE		
		American Engineers Group, LLC	\$ 24,014.11	\$ 23,012.21	3.50%	3.35%	MBE		
		Malick & Scherer	\$ 109,778.78	\$ 108,810.88	16.00%	15.86%	DBE		
		Sowinski Sullivan Architects, P.C.	\$ 171,529.34	\$ 164,287.18	25.00%	23.94%	WBE		
		IBE TOTALS	\$ 305,322.23	\$ 296,110.27	44.50%	43.16%			
TOA / Engineering Services - PA Assignment	C-696A	Johnson, Mirmiran and Thompson, Inc.	\$ 500,000.00	\$ 158,291.07	25.00%	2.89%		10/26/2015	08/30/2018
		IBE VENDOR	IBE CONTRACT VALUE	PAYMENTS TO IBE	IBE TARGET	IBE ACTUAL	IBE TYPE		
		ACT Engineers, Inc.	\$ 25,000.00	\$ -	05.00%	0.00%	WBE		
		American Geotechnical & Environmental Services	\$ 25,000.00	\$ -	05.00%	0.00%	DBE		
		Barry Issett & Assocs.	\$ 25,000.00	\$ -	05.00%	0.00%	DBE		
		Envision Consultants, Ltd.	\$ 25,000.00	\$ -	05.00%	0.00%	WBE		
		SIH Engineering, P.C.	\$ 25,000.00	\$ 4,574.57	05.00%	0.91%	DBE		
		Traffic Planning and Design, Inc.	\$ 25,000.00	\$ -	05.00%	0.00%	SBE		
		IBE TOTALS	\$ 150,000.00	\$ 4,574.57	30.00%	0.91%			
I-78 Bridges & Approach Slab Rehabilitation	C-644A	Gannett Fleming, Inc.	\$ 651,157.49	\$ 368,213.61	25.00%	5.31%		02/29/2016	12/31/2018
		IBE VENDOR	IBE CONTRACT VALUE	PAYMENTS TO IBE	IBE TARGET	IBE ACTUAL	IBE TYPE		
		Malick & Scherer	\$ 65,115.75	\$ 7,175.01	10.00%	1.10%	DBE		
		SIH Engineering, P.C.	\$ 97,673.62	\$ 12,390.84	15.00%	1.90%	DBE		
		IBE TOTALS	\$ 162,789.37	\$ 19,565.85	25.00%	3.00%			
TOA / Engineering Services for Electronic Toll Collection System	C-701A	Rummel, Klepper and Kahl, LLP	\$ 500,000.00	\$ 218,098.86	25.00%	25.10%		06/07/2016	08/30/2018
		IBE VENDOR	IBE CONTRACT VALUE	PAYMENTS TO IBE	IBE TARGET	IBE ACTUAL	IBE TYPE		
		Fagan Consulting	\$ 50,000.00	\$ -	10.00%	0.00%	DBE		
		KS Engineers, P.C.	\$ 35,000.00	\$ -	07.00%	0.00%	MBE		
		Navarro & Wright Consulting Engineers, Inc.	\$ 54,027.04	\$ 54,445.79	10.81%	10.89%	DBE		
		Spock Solutions, Inc.	\$ 40,000.00	\$ 300.00	08.00%	0.06%	WBE		
		IBE TOTALS	\$ 179,027.04	\$ 54,745.79	35.81%	10.95%			

Active Professional Services Contracts Payment Detail Report

Total Prime's Contracts Value \$ 89,106,878.46

Total Payments to IBEs \$ 8,994,170.07

Target 25.00%

Actual 10.09%

CONTRACT TITLE	CONTRACT NO.	PRIME CONTRACTOR	CONTRACT VALUE	PAYMENTS TO PRIME	PRIME TARGET	PRIME ACTUAL	IBE TYPE	START DATE	END DATE
TOA / Engineering Services - NJ Assignment	C-6968	French & Parrello Associates	\$ 500,000.00	\$ 136,327.86	25.00%	29.71%		07/18/2016	07/31/2018
		IBE VENDOR	IBE CONTRACT VALUE	PAYMENTS TO IBE	IBE TARGET	IBE ACTUAL	IBE TYPE		
		Area Engineering, Inc.	\$ 25,000.00	\$ -	05.00%	0.00%	DBE		
		Ellana, Inc.	\$ 25,000.00	\$ -	05.00%	0.00%	DBE		
		McCabe Environmental	\$ 25,000.00	\$ -	05.00%	0.00%	SBE		
		USA Architects	\$ 75,000.00	\$ 40,502.02	15.00%	8.10%	SBE		
		IBE TOTALS	\$ 150,000.00	\$ 40,502.02	30.00%	8.10%			
TOA / Construction Management Services - PA Assignment	C-703A	Urban Engineers, Inc.	\$ 500,000.00	\$ 194,622.44	25.00%	2.67%		12/20/2016	12/19/2018
		IBE VENDOR	IBE CONTRACT VALUE	PAYMENTS TO IBE	IBE TARGET	IBE ACTUAL	IBE TYPE		
		Malick & Scherer	\$ 5,000.00	\$ -	01.00%	0.00%	MBE		
		McKenna Safety Services, LLC	\$ 60,000.00	\$ 5,205.00	12.00%	1.04%	WBE		
		RIG Consulting, Inc.	\$ 5,000.00	\$ -	01.00%	0.00%	DBE		
		Stokes Creative Group, Inc.	\$ 60,000.00	\$ -	12.00%	0.00%	WBE		
		IBE TOTALS	\$ 130,000.00	\$ 5,205.00	26.00%	1.04%			
Structural / Civil Task Order Agreement	C-702B	IH Engineers, P.C. (IBE)	\$ 1,000,000.00	\$ 285,062.85	100.00%	100.00%	MBE	01/23/2017	10/31/2018
		IBE VENDOR	IBE CONTRACT VALUE	PAYMENTS TO IBE	IBE TARGET	IBE ACTUAL	IBE TYPE		
		Amy S. Greene Environmental Consultants, Inc.	\$ 50,000.00	\$ -	02.50%	0.00%	WBE		
		Brinkerhoff Environmental Services, Inc.	\$ -	\$ -	02.50%	0.00%	WBE		
		IBE TOTALS	\$ 50,000.00	\$ -	05.00%	0.00%			
Sudder Falls Bridge Replacement Project - Construction Management Services	CM-569A	Hill International, Inc.	\$ 25,015,066.98	\$ 4,353,478.45	25.00%	9.32%		02/09/2017	12/15/2021
		IBE VENDOR	IBE CONTRACT VALUE	PAYMENTS TO IBE	IBE TARGET	IBE ACTUAL	IBE TYPE		
		Envision Consultants, Ltd.	\$ 1,373,297.45	\$ 128,884.34	05.49%	0.52%	WBE		
		JCMS, Inc.	\$ 799,937.77	\$ 58,435.84	03.20%	0.23%	SBE		
		KS Engineers, P.C.	\$ 2,561,865.72	\$ 180,267.46	13.73%	0.72%	MBE		
		McKenna Safety Services, LLC	\$ 496,882.52	\$ -	01.99%	0.00%	SBE		
		PKB Engineering Associates	\$ 1,182,091.06	\$ 37,960.71	04.73%	0.15%	MBE		
		IBE TOTALS	\$ 6,414,074.52	\$ 405,548.35	29.14%	1.62%			

Active Professional Services Contracts Payment Detail Report

Total Prime's Contracts Value \$ 89,106,878.46
 Total Payments to IBEs \$ 8,994,170.07
 Target 25.00%
 Actual 10.09%

CONTRACT TITLE	CONTRACT NO.	PRIME CONTRACTOR	CONTRACT VALUE	PAYMENTS TO PRIME	PRIME TARGET	PRIME ACTUAL	IBE TYPE	START DATE	END DATE
13 Commission Administration Building at Scudder Falls	C-707A	USA Architects (IBE)	\$ 1,376,451.71	\$ 992,207.11	40.00%	100.00%	SBE	02/28/2017	11/30/2019
		IBE VENDOR	IBE CONTRACT VALUE	PAYMENTS TO IBE	IBE TARGET	IBE ACTUAL	IBE TYPE		
		ACT Engineers, Inc.	\$ 137,645.17	\$ 24,706.15	10.00%	1.79%	SBE		
		Ellana, Inc.	\$ 55,058.07	\$ 47,367.58	04.00%	3.44%	WBE		
		French & Parrello Associates	\$ 550,000.00	\$ 196,393.67	39.96%	14.27%	VBE		
14 Scudder Falls Bridge Replacement Project - NJ Approach Construction	CI-673A	IEI Group, Ltd.	\$ 82,587.10	\$ 80,164.85	06.00%	5.82%	WBE		
		IBE TOTALS	\$ 825,290.34	\$ 348,632.25	59.96%	25.33%			
		PRIME CONTRACTOR	CONTRACT VALUE	PAYMENTS TO PRIME	PRIME TARGET	PRIME ACTUAL	IBE TYPE	START DATE	END DATE
		Gannett Flemming, Inc.	\$ 6,568,103.32	\$ 886,130.06	25.00%	22.28%		02/28/2017	08/31/2021
		IBE VENDOR	IBE CONTRACT VALUE	PAYMENTS TO IBE	IBE TARGET	IBE ACTUAL	IBE TYPE		
15 Scudder Falls Bridge Replacement Project - PA Approach Improvements	CI-671A	Churchill Consulting Engineers	\$ 2,331,676.68	\$ 197,439.80	35.50%	3.01%	SBE		
		IBE TOTALS	\$ 2,331,676.68	\$ 197,439.80	35.50%	3.01%			
		PRIME CONTRACTOR	CONTRACT VALUE	PAYMENTS TO PRIME	PRIME TARGET	PRIME ACTUAL	IBE TYPE	START DATE	END DATE
		TRC Engineers, Inc.	\$ 6,515,220.03	\$ 580,371.92	25.00%	60.44%		03/01/2017	08/31/2021
		IBE VENDOR	IBE CONTRACT VALUE	PAYMENTS TO IBE	IBE TARGET	IBE ACTUAL	IBE TYPE		
16 Scudder Falls Bridge Replacement Project - Main River Bridge Replacement	CI-672A	RIG Consulting, Inc.	\$ 2,331,797.25	\$ 350,761.65	25.00%	5.38%	DBE		
		IBE TOTALS	\$ 2,331,797.25	\$ 350,761.65	25.00%	5.38%			
		PRIME CONTRACTOR	CONTRACT VALUE	PAYMENTS TO PRIME	PRIME TARGET	PRIME ACTUAL	IBE TYPE	START DATE	END DATE
		Parsons Brinckerhoff	\$ 7,776,718.32	\$ 751,580.87	25.00%	14.55%		03/01/2017	12/31/2021
		IBE VENDOR	IBE CONTRACT VALUE	PAYMENTS TO IBE	IBE TARGET	IBE ACTUAL	IBE TYPE		
16 Scudder Falls Bridge Replacement Project - Main River Bridge Replacement	CI-672A	KS Engineers, P.C.	\$ 2,886,717.84	\$ 109,369.96	37.12%	1.41%	MBE		
		IBE TOTALS	\$ 2,886,717.84	\$ 109,369.96	37.12%	1.41%			
		PRIME CONTRACTOR	CONTRACT VALUE	PAYMENTS TO PRIME	PRIME TARGET	PRIME ACTUAL	IBE TYPE	START DATE	END DATE
		Parsons Brinckerhoff	\$ 7,776,718.32	\$ 751,580.87	25.00%	14.55%		03/01/2017	12/31/2021
		IBE VENDOR	IBE CONTRACT VALUE	PAYMENTS TO IBE	IBE TARGET	IBE ACTUAL	IBE TYPE		

Active Professional Services Contracts Payment Detail Report

Total Prime's Contracts Value \$ 89,106,878.46
 Total Payments to IBEs \$ 8,994,170.07
 Target 25.00%
 Actual 10.09%

CONTRACT TITLE	CONTRACT NO.	PRIME CONTRACTOR	CONTRACT VALUE	PAYMENTS TO PRIME	PRIME TARGET	PRIME ACTUAL	IBE TYPE	START DATE	END DATE
17 I-78 Bridges and Approach Slabs Rehabilitation Construction Management / Inspection Services	CM-644A	Greenman-Pedersen, Inc.	\$ 1,545,442.08	\$ 551,635.60	25.00%	2.63%		04/26/2017	12/31/2018
		IBE VENDOR	IBE CONTRACT VALUE	PAYMENTS TO IBE	IBE TARGET	IBE ACTUAL	IBE TYPE		
		Advanced Infrastructure Design, Inc.	\$ 19,008.94	\$ -	1.23%	0.00%	DBE		
		Envision Consultants, Ltd.	\$ 90,408.36	\$ 14,526.94	5.85%	0.96%	WBE		
		JCMS, Inc.	\$ 345,869.94	\$ -	22.38%	0.00%	DBE		
		IBE TOTALS	\$ 455,287.24	\$ 14,526.94	29.46%	0.96%			
18 Structural/Civil Task Order Agreement - PA Assignment	C-715A	Pennoni Associates, Inc.	\$ 1,000,000.00	\$ 143,592.91	25.00%	23.00%		06/27/2017	06/26/2019
		IBE VENDOR	IBE CONTRACT VALUE	PAYMENTS TO IBE	IBE TARGET	IBE ACTUAL	IBE TYPE		
		AGES, Inc.	\$ 50,000.00	\$ -	05.00%	0.00%	DBE		
		Envision Consultants, LTD	\$ 50,000.00	\$ -	05.00%	0.00%	DBE		
		Malick & Scherer, PC	\$ 100,000.00	\$ 33,027.35	10.00%	3.30%	DBE		
		IBE TOTALS	\$ 200,000.00	\$ 33,027.35	20.00%	3.30%			
19 Commission Administration Building at Scudder Falls - Construction Management Services	CM-707A	Joseph Jiragoli & Son, Inc.	\$ 529,869.10	\$ 17,821.02	25.00%	0.00%		11/20/2017	11/30/2019
		IBE VENDOR	IBE CONTRACT VALUE	PAYMENTS TO IBE	IBE TARGET	IBE ACTUAL	IBE TYPE		
		Envision Consultants, LTD	\$ 42,389.52	\$ -	08.00%	0.00%	DBE		
		IH Engineers, P.C.	\$ 105,973.82	\$ -	20.00%	0.00%	MBE		
		IBE TOTALS	\$ 148,363.34	\$ -	28.00%	0.00%			
20 Southern Operations & Maintenance Facilities Improvements	C-519A	Gannett Fleming Architects, Inc.	\$ 3,012,681.45	\$ -	25.00%	0.00%		11/20/2017	11/30/2019
		IBE VENDOR	IBE CONTRACT VALUE	PAYMENTS TO IBE	IBE TARGET	IBE ACTUAL	IBE TYPE		
		Churchill Consulting Engineers	\$ 234,386.62	\$ -	07.78%	0.00%	SBE		
		Promatech, Inc.	\$ 72,304.35	\$ -	02.40%	0.00%	DBE		
		USA Architects, Inc.	\$ 35,549.64	\$ -	01.18%	0.00%	SBE		
		IBE TOTALS	\$ 342,240.61	\$ -	11.36%	0.00%			

Active Construction Contracts Payment Detail Report

Total Prime's Contracts Value \$463,228,475.90
 Total Payments to IBEs \$20,193,943.29
 Target 25.00%
 Actual 4.36%

CONTRACT TITLE	CONTRACT NO.	PRIME CONTRACTOR	CONTRACT VALUE	PAYMENTS TO PRIME	PRIME TARGET	PRIME ACTUAL	IBE TYPE	START DATE	END DATE
1 Scudder Falls Toll Supported Bridge - Interim Deck Repairs on I-95	TS-677A	Sparwick Contracting, Inc. <i>(IBE)</i>	\$ 1,003,336.00	\$ 999,656.00	100.00%	99.63%	SBE	05/18/2015	05/18/2019
2 Electronic Toll Collection System Replacement - Design, Build & Maintain	DB-540A	Transcore, LP	\$ 12,462,964.26	\$ 10,385,693.44	25.00%	22.61%		10/27/2015	01/13/2021
IBE VENDOR			IBE CONTRACT VALUE	PAYMENTS TO IBE	IBE TARGET	IBE ACTUAL	IBE TYPE		
All Points Communications, Inc.			\$ 781,538.84	\$ 581,979.20	6.27%	4.67%	DBE		
Atora Engineers, Inc.			\$ 161,117.24	\$ 123,059.05	1.29%	0.99%	MBE		
Flagger Force			\$ 248,492.11	\$ 248,492.11	1.99%	1.99%	DBE		
Globe Electric Supply Company, Inc.			\$ 543,470.09	\$ 173,648.78	4.36%	1.39%	DBE		
HHC Services, Inc.			\$ 12,023.67	\$ -	0.10%	0.00%	DBE		
Jen Electric, Inc.			\$ 865,972.00	\$ 865,972.00	6.95%	6.95%	DBE		
KS Engineers, P.C.			\$ 194,330.78	\$ 194,330.78	1.56%	1.56%	MBE		
Red Wagon Printing D/B/A Minuteman Press			\$ 16,833.14	\$ 6,177.93	0.14%	0.05%	WBE		
Sharpened Image, Inc.			\$ 149,093.56	\$ 139,790.64	1.20%	1.12%	DBE		
SJH Engineering, P.C.			\$ 14,500.00	\$ 14,500.00	0.12%	0.12%	DBE		
IBE TOTALS			\$ 2,987,371.43	\$ 2,347,950.49	23.97%	18.84%			
CONTRACT TITLE	CONTRACT NO.	PRIME CONTRACTOR	CONTRACT VALUE	PAYMENTS TO PRIME	PRIME TARGET	PRIME ACTUAL	IBE TYPE	START DATE	END DATE
3 I-78 Maintenance Garage Expansion at I-78 PA Welcome Ctr. / Maintenance Facility	T-508A	Bracy Construction, Inc.	\$ 9,845,177.03	\$ 9,845,176.91	25.00%	14.47%		06/27/2016	04/30/2018
IBE VENDOR			IBE CONTRACT VALUE	PAYMENTS TO IBE	IBE TARGET	IBE ACTUAL	IBE TYPE		
C.A.Weiss Sales, LLC			\$ 275,342.00	\$ 245,498.71	2.80%	2.49%	WBE		
Central Penn Welding & Ironworks, LLC			\$ 173,273.71	\$ 173,273.71	1.76%	1.76%	MBE		
Gruver Industries, Inc. db/a Barker & Barker Paving			\$ 213,561.56	\$ 19,547.10	2.17%	0.20%	VBE		
Ida Yeager Sales, Inc.			\$ 159,401.50	\$ 148,150.52	1.62%	1.50%	DBE		
J. Sterling Solutions, LLC			\$ 51,476.64	\$ 51,476.64	0.52%	0.52%	DBE		
Labe Sales, Inc.			\$ 80,801.00	\$ 73,980.00	0.82%	0.75%	DBE		
Palma, Inc.			\$ 89,952.00	\$ -	0.91%	0.00%	SBE		
Penn State Electrical Mechanical Supply Co., Inc.			\$ 240,000.00	\$ 196,063.29	2.44%	1.99%	DBE		
Reeb Building Systems, LLC			\$ 690,565.34	\$ 516,716.68	7.01%	5.25%	DBE		
IBE TOTALS			\$ 1,974,373.75	\$ 1,424,706.65	20.05%	14.47%			

Active Construction Contracts Payment Detail Report

Total Prime's Contracts Value \$463,228,475.90
 Total Payments to IBEs \$20,193,943.29
 Target 25.00%
 Actual 4.36%

CONTRACT TITLE		CONTRACT NO.	PRIME CONTRACTOR	CONTRACT VALUE	PAYMENTS TO PRIME	PRIME TARGET	PRIME ACTUAL	IBE TYPE	START DATE	END DATE																																																																																																																																																																								
4	Scudder Falls Bridge Replacement Project - Pennsylvania Side	T-568A-1	Trumbull Corporation	\$ 396,000,000.00	\$ 93,414,517.84	25.00%	15.02%		02/27/2017	08/31/2021																																																																																																																																																																								
<table><tr><th colspan="2">IBE VENDOR</th><th>IBE CONTRACT VALUE</th><th>PAYMENTS TO IBE</th><th>IBE TARGET</th><th>IBE ACTUAL</th><th>IBE TYPE</th></tr><tr><td colspan="2">ABC Construction Co., Inc.</td><td>\$ 2,023,481.98</td><td>\$ 2,023,481.98</td><td>0.51%</td><td>0.51%</td><td>DBE</td></tr><tr><td colspan="2">Alliance Landscaping, Inc.</td><td>\$ 102,800.00</td><td>\$ 97,520.50</td><td>0.03%</td><td>0.02%</td><td>WBE</td></tr><tr><td colspan="2">Aspen Landscaping Contracting, Inc.</td><td>\$ 3,129,213.00</td><td>\$ 57,698.11</td><td>0.79%</td><td>0.01%</td><td>SBE</td></tr><tr><td colspan="2">Baseline Supply, LLC</td><td>\$ 5,184,510.49</td><td>\$ 1,839,516.33</td><td>1.31%</td><td>0.46%</td><td>WBE</td></tr><tr><td colspan="2">Berto Construction, Inc.</td><td>\$ 124,020.00</td><td>\$ -</td><td>0.03%</td><td>0.00%</td><td>MBE</td></tr><tr><td colspan="2">Bridge-it Fabricators, Inc.</td><td>\$ 1,596,794.64</td><td>\$ -</td><td>0.40%</td><td>0.00%</td><td>DBE</td></tr><tr><td colspan="2">Delta Line Construction Co.</td><td>\$ 15,995,106.80</td><td>\$ 970,945.86</td><td>4.04%</td><td>0.25%</td><td>WBE</td></tr><tr><td colspan="2">Filly Oil, Inc.</td><td>\$ 414,652.32</td><td>\$ 414,652.32</td><td>0.10%</td><td>0.10%</td><td>WBE</td></tr><tr><td colspan="2">JMD Building Products, LLC</td><td>\$ 116,844.00</td><td>\$ 19,375.00</td><td>0.03%</td><td>0.00%</td><td>WBE</td></tr><tr><td colspan="2">LB Construction Enterprises, Inc.</td><td>\$ 2,925,597.18</td><td>\$ 2,925,597.18</td><td>0.74%</td><td>0.74%</td><td>MBE</td></tr><tr><td colspan="2">M.L. Ruberton Construction Co., Inc.</td><td>\$ 7,402,644.00</td><td>\$ 277,252.56</td><td>1.87%</td><td>0.07%</td><td>WBE</td></tr><tr><td colspan="2">Madura Steel Sales, Inc</td><td>\$ 10,235,202.78</td><td>\$ 827,595.88</td><td>2.58%</td><td>0.21%</td><td>DBE</td></tr><tr><td colspan="2">North Suburban Tree Service, Inc.</td><td>\$ 307,727.00</td><td>\$ 80,590.00</td><td>0.08%</td><td>0.02%</td><td>DBE</td></tr><tr><td colspan="2">Pavilion Drainage Supply Co., Inc.</td><td>\$ 30,653.25</td><td>\$ -</td><td>0.01%</td><td>0.00%</td><td>DBE</td></tr><tr><td colspan="2">PennTab, Inc.</td><td>\$ 1,821,851.28</td><td>\$ 2,135,112.96</td><td>0.46%</td><td>0.54%</td><td>VBE</td></tr><tr><td colspan="2">Shaka</td><td>\$ 3,500.00</td><td>\$ 3,500.00</td><td>0.00%</td><td>0.00%</td><td>DBE</td></tr><tr><td colspan="2">Structural Services, Inc.</td><td>\$ 5,139,496.50</td><td>\$ -</td><td>1.30%</td><td>0.00%</td><td>SBE</td></tr><tr><td colspan="2">Timber Industries, LLC</td><td>\$ 759,976.75</td><td>\$ 1,076,448.13</td><td>0.19%</td><td>0.27%</td><td>VBE</td></tr><tr><td colspan="2">VideoTek Construction, LLC</td><td>\$ 100.00</td><td>\$ -</td><td>0.00%</td><td>0.00%</td><td>DBE</td></tr><tr><td colspan="2">W.R. Burnett, Inc.</td><td>\$ 433,545.00</td><td>\$ 433,545.00</td><td>0.11%</td><td>0.11%</td><td>MBE</td></tr><tr><td colspan="2">Work Zone Contractors, LLC</td><td>\$ 778,051.31</td><td>\$ 778,051.31</td><td>0.20%</td><td>0.20%</td><td>DBE</td></tr><tr><td colspan="2">Zone Stripping, Inc.</td><td>\$ 1,183,583.77</td><td>\$ 67,321.67</td><td>0.30%</td><td>0.02%</td><td>SBE</td></tr><tr><td colspan="2">IBE TOTALS</td><td>\$ 59,709,352.05</td><td>\$ 14,028,204.79</td><td>15.08%</td><td>3.54%</td><td></td></tr></table>											IBE VENDOR		IBE CONTRACT VALUE	PAYMENTS TO IBE	IBE TARGET	IBE ACTUAL	IBE TYPE	ABC Construction Co., Inc.		\$ 2,023,481.98	\$ 2,023,481.98	0.51%	0.51%	DBE	Alliance Landscaping, Inc.		\$ 102,800.00	\$ 97,520.50	0.03%	0.02%	WBE	Aspen Landscaping Contracting, Inc.		\$ 3,129,213.00	\$ 57,698.11	0.79%	0.01%	SBE	Baseline Supply, LLC		\$ 5,184,510.49	\$ 1,839,516.33	1.31%	0.46%	WBE	Berto Construction, Inc.		\$ 124,020.00	\$ -	0.03%	0.00%	MBE	Bridge-it Fabricators, Inc.		\$ 1,596,794.64	\$ -	0.40%	0.00%	DBE	Delta Line Construction Co.		\$ 15,995,106.80	\$ 970,945.86	4.04%	0.25%	WBE	Filly Oil, Inc.		\$ 414,652.32	\$ 414,652.32	0.10%	0.10%	WBE	JMD Building Products, LLC		\$ 116,844.00	\$ 19,375.00	0.03%	0.00%	WBE	LB Construction Enterprises, Inc.		\$ 2,925,597.18	\$ 2,925,597.18	0.74%	0.74%	MBE	M.L. Ruberton Construction Co., Inc.		\$ 7,402,644.00	\$ 277,252.56	1.87%	0.07%	WBE	Madura Steel Sales, Inc		\$ 10,235,202.78	\$ 827,595.88	2.58%	0.21%	DBE	North Suburban Tree Service, Inc.		\$ 307,727.00	\$ 80,590.00	0.08%	0.02%	DBE	Pavilion Drainage Supply Co., Inc.		\$ 30,653.25	\$ -	0.01%	0.00%	DBE	PennTab, Inc.		\$ 1,821,851.28	\$ 2,135,112.96	0.46%	0.54%	VBE	Shaka		\$ 3,500.00	\$ 3,500.00	0.00%	0.00%	DBE	Structural Services, Inc.		\$ 5,139,496.50	\$ -	1.30%	0.00%	SBE	Timber Industries, LLC		\$ 759,976.75	\$ 1,076,448.13	0.19%	0.27%	VBE	VideoTek Construction, LLC		\$ 100.00	\$ -	0.00%	0.00%	DBE	W.R. Burnett, Inc.		\$ 433,545.00	\$ 433,545.00	0.11%	0.11%	MBE	Work Zone Contractors, LLC		\$ 778,051.31	\$ 778,051.31	0.20%	0.20%	DBE	Zone Stripping, Inc.		\$ 1,183,583.77	\$ 67,321.67	0.30%	0.02%	SBE	IBE TOTALS		\$ 59,709,352.05	\$ 14,028,204.79	15.08%	3.54%	
IBE VENDOR		IBE CONTRACT VALUE	PAYMENTS TO IBE	IBE TARGET	IBE ACTUAL	IBE TYPE																																																																																																																																																																												
ABC Construction Co., Inc.		\$ 2,023,481.98	\$ 2,023,481.98	0.51%	0.51%	DBE																																																																																																																																																																												
Alliance Landscaping, Inc.		\$ 102,800.00	\$ 97,520.50	0.03%	0.02%	WBE																																																																																																																																																																												
Aspen Landscaping Contracting, Inc.		\$ 3,129,213.00	\$ 57,698.11	0.79%	0.01%	SBE																																																																																																																																																																												
Baseline Supply, LLC		\$ 5,184,510.49	\$ 1,839,516.33	1.31%	0.46%	WBE																																																																																																																																																																												
Berto Construction, Inc.		\$ 124,020.00	\$ -	0.03%	0.00%	MBE																																																																																																																																																																												
Bridge-it Fabricators, Inc.		\$ 1,596,794.64	\$ -	0.40%	0.00%	DBE																																																																																																																																																																												
Delta Line Construction Co.		\$ 15,995,106.80	\$ 970,945.86	4.04%	0.25%	WBE																																																																																																																																																																												
Filly Oil, Inc.		\$ 414,652.32	\$ 414,652.32	0.10%	0.10%	WBE																																																																																																																																																																												
JMD Building Products, LLC		\$ 116,844.00	\$ 19,375.00	0.03%	0.00%	WBE																																																																																																																																																																												
LB Construction Enterprises, Inc.		\$ 2,925,597.18	\$ 2,925,597.18	0.74%	0.74%	MBE																																																																																																																																																																												
M.L. Ruberton Construction Co., Inc.		\$ 7,402,644.00	\$ 277,252.56	1.87%	0.07%	WBE																																																																																																																																																																												
Madura Steel Sales, Inc		\$ 10,235,202.78	\$ 827,595.88	2.58%	0.21%	DBE																																																																																																																																																																												
North Suburban Tree Service, Inc.		\$ 307,727.00	\$ 80,590.00	0.08%	0.02%	DBE																																																																																																																																																																												
Pavilion Drainage Supply Co., Inc.		\$ 30,653.25	\$ -	0.01%	0.00%	DBE																																																																																																																																																																												
PennTab, Inc.		\$ 1,821,851.28	\$ 2,135,112.96	0.46%	0.54%	VBE																																																																																																																																																																												
Shaka		\$ 3,500.00	\$ 3,500.00	0.00%	0.00%	DBE																																																																																																																																																																												
Structural Services, Inc.		\$ 5,139,496.50	\$ -	1.30%	0.00%	SBE																																																																																																																																																																												
Timber Industries, LLC		\$ 759,976.75	\$ 1,076,448.13	0.19%	0.27%	VBE																																																																																																																																																																												
VideoTek Construction, LLC		\$ 100.00	\$ -	0.00%	0.00%	DBE																																																																																																																																																																												
W.R. Burnett, Inc.		\$ 433,545.00	\$ 433,545.00	0.11%	0.11%	MBE																																																																																																																																																																												
Work Zone Contractors, LLC		\$ 778,051.31	\$ 778,051.31	0.20%	0.20%	DBE																																																																																																																																																																												
Zone Stripping, Inc.		\$ 1,183,583.77	\$ 67,321.67	0.30%	0.02%	SBE																																																																																																																																																																												
IBE TOTALS		\$ 59,709,352.05	\$ 14,028,204.79	15.08%	3.54%																																																																																																																																																																													

CONTRACT TITLE	CONTRACT NO.	PRIME CONTRACTOR	CONTRACT VALUE	PAYMENTS TO PRIME	PRIME TARGET	PRIME ACTUAL	IBE TYPE	START DATE	END DATE
5 Milford-Montague Toll Bridge Salt Storage Building	T-717A	Bracy Construction, Inc.	\$	1,244,000.00	\$	1,076,842.05	25.00%	0.00%	09/26/2017
		IBE VENDOR	IBE CONTRACT VALUE	PAYMENTS TO IBE	IBE TARGET	IBE ACTUAL	IBE TYPE		
		IBE TOTALS	\$	-	\$	-	0.00%	0.00%	

Active Construction Contracts Payment Detail Report

Total Prime's Contracts Value \$463,228,475.90
 Total Payments to IBEs \$20,193,943.29
 Target 25.00%
 Actual 4.36%

CONTRACT TITLE	CONTRACT NO.	PRIME CONTRACTOR	CONTRACT VALUE	PAYMENTS TO PRIME	PRIME TARGET	PRIME ACTUAL	IBE TYPE	START DATE	END DATE
6 Easton - Phillipsburg Toll Bridge Administration Building	T-644A	J.D. Eckman, Inc.	\$ 11,117,003.61	\$ 3,246,658.07	25.00%	31.06%		06/01/2017	12/14/2018
		IBE VENDOR	IBE CONTRACT VALUE	PAYMENTS TO IBE	IBE TARGET	IBE ACTUAL	IBE TYPE		
		Established Traffic Control	\$ 268,048.44	\$ 268,048.44	2.41%	2.41%	WBE		
		Jag'd Construction, Inc.	\$ 2,809,000.00	\$ 740,500.00	25.27%	6.66%	SBE		
		Jilco, Inc.	\$ 266,808.01	\$ -	2.40%	0.00%	DBE		
		IBE TOTALS	\$ 3,343,856.45	\$ 1,008,548.44	30.08%	9.07%			
7 Lower Trenton Toll Supported Bridge Replacement Of Sign Lighting Elements	TS-687A	Carr & Duff, Inc.	\$ 647,000.00	\$ 556,720.00	25.00%	29.39%		06/23/2017	10/31/2017
		IBE VENDOR	IBE CONTRACT VALUE	PAYMENTS TO IBE	IBE TARGET	IBE ACTUAL	IBE TYPE		
		North Star Electrical Supply Co., Inc.	\$ 163,632.58	\$ 163,632.58	25.29%	25.29%	WBE		
		IBE TOTALS	\$ 163,632.58	\$ 163,632.58	25.29%	25.29%			
8 Building and Facilities Energy Conservation	T-645A	MJF Electrical Contracting, Inc.	\$ 5,326,520.00	\$ 2,632,549.00	25.00%	11.46%		06/27/2017	05/11/2018
		IBE VENDOR	IBE CONTRACT VALUE	PAYMENTS TO IBE	IBE TARGET	IBE ACTUAL	IBE TYPE		
		Atlas Flasher & Supply Co.	\$ 197,830.00	\$ 197,830.00	3.71%	3.71%	DBE		
		Turtle & Hughes	\$ 1,063,420.00	\$ -	19.96%	0.00%	WBE		
		IBE TOTALS	\$ 1,261,250.00	\$ 197,830.00	23.68%	3.71%			
9 Building and Facilities Energy Conservation	T-645B	Schneider Electric	\$ 1,154,809.00	\$ 66,630.60	25.00%	0.00%		06/27/2017	05/11/2018
		IBE VENDOR	IBE CONTRACT VALUE	PAYMENTS TO IBE	IBE TARGET	IBE ACTUAL	IBE TYPE		
		Cedar Electric, Inc.	\$ 173,221.35	\$ -	15.00%	0.00%	VBE		
		MAS Construction Services, LLC	\$ 115,489.00	\$ -	10.00%	0.00%	WBE		
		IBE TOTALS	\$ 288,710.35	\$ -	25.00%	0.00%			

Active Construction Contracts Payment Detail Report


Total Prime's Contracts Value \$463,228,475.90
 Total Payments to IBEs \$20,193,943.29
 Target 25.00%
 Actual 4.36%

CONTRACT TITLE	CONTRACT NO.	PRIME CONTRACTOR	CONTRACT VALUE	PAYMENTS TO PRIME	PRIME TARGET	PRIME ACTUAL	IBE TYPE	START DATE	END DATE
10 On-Call Penn Guide Rail & Attenuator Replacement	TTS-723A	J. Fletcher Creamer & Son, Inc.	\$ 1,376,666.00	\$ -	25.00%	0.00%		01/02/2018	12/18/2019
		IBE VENDOR	IBE CONTRACT VALUE	PAYMENTS TO IBE	IBE TARGET	IBE ACTUAL	IBE TYPE		
		Road Safety Systems, LLC	\$ 345,000.00	\$ 23,414.34	25.06%	1.70%	SBE		
		IBE TOTALS	\$ 345,000.00	\$ 23,414.34	25.06%	1.70%			
11 Commission Administration Building at SFB & Adaptive Reuse of the 1799 Building	CONTRACT NO. T-707A	Bracy Construction	\$ 21,357,000.00	\$ -	25.00%	0.00%		03/27/2018	07/31/2019
		IBE VENDOR	IBE CONTRACT VALUE	PAYMENTS TO IBE	IBE TARGET	IBE ACTUAL	IBE TYPE		
			\$ -	\$ -	17.16%	0.00%			
		IBE TOTALS	\$ -	\$ -	17.16%	0.00%			
12 New Hope-Lambertville Toll Bridge Floor System Rehabilitation -Facility Administration Building	CONTRACT NO. T-708A	Allied Painting, Inc.	\$ 1,694,000.00	\$ -	25.00%	0.00%		04/27/2018	09/24/2018
		IBE VENDOR	IBE CONTRACT VALUE	PAYMENTS TO IBE	IBE TARGET	IBE ACTUAL	IBE TYPE		
		Baseline	\$ 16,940.00	\$ -	1.00%	0.00%	WBE		
		Batta Environmental	\$ 50,820.00	\$ -	3.00%	0.00%	DBE		
		Ironbound	\$ 220,220.00	\$ -	13.00%	0.00%	SBE		
		Northeast Work & Safety Boats	\$ 67,760.00	\$ -	4.00%	0.00%	DBE		
		Vassallo	\$ 84,700.00	\$ -	5.00%	0.00%	SBE		
		IBE TOTALS	\$ 440,440.00	\$ -	26.00%	0.00%			

Summary - Completed Professional Services and Construction Contracts Payments Detail Report Totals


Summary - Professional Services (PS) and Construction Contracts (CC)

Total Number of Contracts - (PS & CC)	16	IBE %	
IBE Target for All Prime Contractors		25.00%	
Total Payments to Prime Contractors - (PS & CC)	\$ 28,505,755.85		
Total Payments to IBEs	\$ 10,039,685.81	35.22%	




Summary - Professional Services Contracts (PS)

Total Number of Professional Contracts - (PS)	6	IBE %	
IBE Target for All Prime Contractors		25.00%	
Total Payments to Prime Contractors - (PS)	\$ 3,224,379.50		
Total Payments to IBEs	\$ 592,392.82	18.37%	



Summary - Construction Contracts (CC)

Total Number of Contracts - (CC)	10	IBE %	
IBE Target for All Prime Contractors		25.00%	
Total Payments to Prime Contractors - (CC)	\$ 25,281,376.35		
Total Payments to IBEs	\$ 9,447,292.99	37.37%	



***The above bar charts reflect data included in the proceeding Payment Detail Reports.**

PS = Professional Services Prime Consultants

CC = Construction Prime Contractors

IBE = Minority, Women, Small, Veteran, Disadvantaged, and Disabled Subcontractors and Subconsultants

Target = IBE 25% Commitment on Commission Awarded Projects

Completed Professional Services Contracts Payment Detail Report

Total Prime's Contracts Value	\$ 3,057,520.58
Total Payments to IBE's	\$ 649,229.49
Target	25.00%
Actual	21.23%

CONTRACT TITLE	CONTRACT NO.	VENDORS	CONTRACT VALUES	TOTAL PAYMENTS	IBE TARGET	IBE ACTUAL	IBE TYPE	START DATE	END DATE
1 I-78 Maintenance Garage Expansion Engineering Services for Construction Management	CM-508A	STV, Inc.	\$ 586,402.81	\$ 582,335.21	25.00%	13.83%		02/29/2016	04/30/2018
		IBE VENDOR	IBE CONTRACT VALUE	PAYMENTS TO IBE	IBE TARGET	IBE ACTUAL	IBE TYPE		
		Envision Consultants, Ltd.	\$ 36,943.38	\$ 33,957.55	06.30%	5.79%	SBE		
		HRV Conformance Verification Associates, Inc.	\$ 19,937.70	\$ -	03.40%	0.00%	DBE		
		IH Engineers, P.C.	\$ 102,913.69	\$ 46,603.11	17.55%	7.95%	MBE		
		IBE TOTALS	\$ 159,794.77	\$ 80,560.66	27.25%	13.74%			
2 Scudder Falls Bridge Replacement Project - PA Noise Walls Construction	CM-664A	Greenman-Pedersen, Inc.	\$ 849,622.00	\$ 849,622.00	25.00%	19.74%		02/29/2016	01/03/2018
		Envision Consultants, Ltd.	\$ 45,881.50	\$ 45,881.50	05.20%	5.40%	WBE		
		Keegan Technology & Testing Associates, Inc. A/K/A Key-Tech	\$ 36,494.33	\$ 36,494.33	03.70%	4.30%	SBE		
		Naik Consulting Group, P.C.	\$ 76,622.13	\$ 76,622.13	18.30%	9.02%	DBE		
		Safegate Associates, LLC	\$ 8,700.00	\$ 8,700.00	02.60%	1.02%	SBE		
3 Scudder Falls Bridge Replacement Project - PA Noise Walls Construction	CI-665A	Jacobs Engineering Group, Inc.	\$ 626,965.40	\$ 626,933.76	25.00%	7.14%		05/23/2016	11/02/2017
		IH Engineers, P.C.	\$ 44,766.05	\$ 44,766.05	14.40%	7.14%	MBE		
		RIG Consulting, Inc.	\$ -	\$ -	10.86%	0.00%	DBE		
4 Riverton - Belvidere Toll Supported Bridge Critical Member	C-650A	Ammann & Whitney	\$ 517,538.84	\$ 451,072.33	25.00%	18.01%		10/26/2015	08/08/2017
		Pickering, Corts & Summerson, Inc.	\$ 93,184.47	\$ 93,184.47	25.80%	18.01%	SBE		
5 Portland - Columbia Toll Bridge Approach Roadways Improvements	CI-566A	Jacobs Engineering Group, Inc.	\$ 476,991.53	\$ 476,991.53	25.00%	30.29%		02/23/2015	10/15/2016
		AnnerCom Corporation	\$ 144,473.11	\$ 144,473.11	31.55%	30.29%	MBE		
		Naik Consulting Group, P.C.	\$ -	\$ -	04.87%	0.00%	SBE		

Completed Professional Services Contracts Payment Detail Report

Total Prime's Contracts Value	\$ 3,057,520.58
Total Payments to IBEs	\$ 649,229.49
Target	25.00%
Actual	21.23%

CONTRACT TITLE	CONTRACT NO.	VENDORS	CONTRACT VALUES	TOTAL PAYMENTS	IBE TARGET	IBE ACTUAL	IBE TYPE	START DATE	END DATE
6 Scudder Falls Bridge Replacement Project - Traffic Engineering Services Pre-construction Traffic	C-663A	Pennoni Associates, Inc. Drive Engineering Corp. TechniQuest Corporation	\$ 237,424.67 \$ 6,757.64 \$ 111,789.60	\$ 237,424.67 \$ 6,757.64 \$ 111,789.60	25.00% 03.40% 36.50%	49.93% 2.85% 47.08%	MBE MBE MBE	07/30/2015	4/20/2016

Completed Construction Contracts Payment Detail Report

Total Prime's Contracts Value \$ 25,281,376.40
 Total Payments to IBEs \$ 9,642,188.75
 Target 25.00%
 Actual 38.14%

CONTRACT TITLE	CONTRACT NO.	VENDORS	CONTRACT VALUES	TOTAL PAYMENTS	IBE TARGET	IBE ACTUAL	IBE TYPE	START DATE	END DATE
1 Lower Trenton Toll Supported Bridge Approach Traffic Signal Equipment Upgrades	TS-699A	Carr & Duff, Inc. General Highway Products, Inc	\$ 161,150.37 \$ 61,169.00	\$ 161,150.32 \$ 61,169.00	25.00% 25.00%	37.96% 37.96%	WBE	03/29/2017	04/24/2018
2 Scudder Falls Bridge Replacement Project - Tree Clearing	T-667A	AP Construction, Inc. Athena Contracting, Inc. BFW Group Sable Construction, Inc.	\$ 1,721,688.26 \$ 243,315.01 \$ 8,550.00 \$ 202,960.00	\$ 1,721,688.26 \$ 243,315.01 \$ 8,550.00 \$ 202,960.00	25.00% 10.00% 0.83% 15.00%	26.42% 14.13% 0.50% 11.79%	WBE DBE MBE	12/23/2015	09/20/2017
3 Scudder Falls Bridge Replacement Project - PA Noise Walls	T-666A	PKF-Mark III, Inc. Bird Solutions International Green Valley Landscaping, Inc. Sanders Construction Company, Inc. Work Zone Contractors, LLC	\$ 11,219,737.01 \$ 122,732.00 \$ 72,163.76 \$ 3,338,786.23 \$ 5,352.12	\$ 11,219,737.01 \$ 122,732.00 \$ 72,163.76 \$ 3,338,786.23 \$ 5,352.12	25.00% 1.09% 0.64% 25.00% 0.05%	31.54% 1.09% 0.64% 29.76% 0.05%	DBE DBE DBE DBE	04/29/2016	08/14/2017
4 Scudder Falls Bridge Replacement Project Subsurface Boring & Sampling	T-661A	TRC Engineers Garden State Highway Products Burgette Excavation, LLC v/a Traffic Regulators	\$ 1,438,941.98 \$ 196,519.30 \$ 37,947.00	\$ 1,438,941.98 \$ 196,519.30 \$ 37,947.00	25.00% 11.00% 15.00%	16.29% 13.66% 2.64%	WBE SBE	05/18/2015	05/18/2017
5 I-78 Toll Plaza Bumper Block Replacement	T-705A	Sparwick Contracting, Inc. (IBE)	\$ 160,006.00	\$ 160,006.00	25.00%	100.00%	SBE	10/17/2016	03/03/2017

Completed Construction Contracts Payment Detail Report

Total Prime's Contracts Value \$ 25,281,376.40
Total Payments to IBEs \$ 9,642,188.75
Target 25.00%

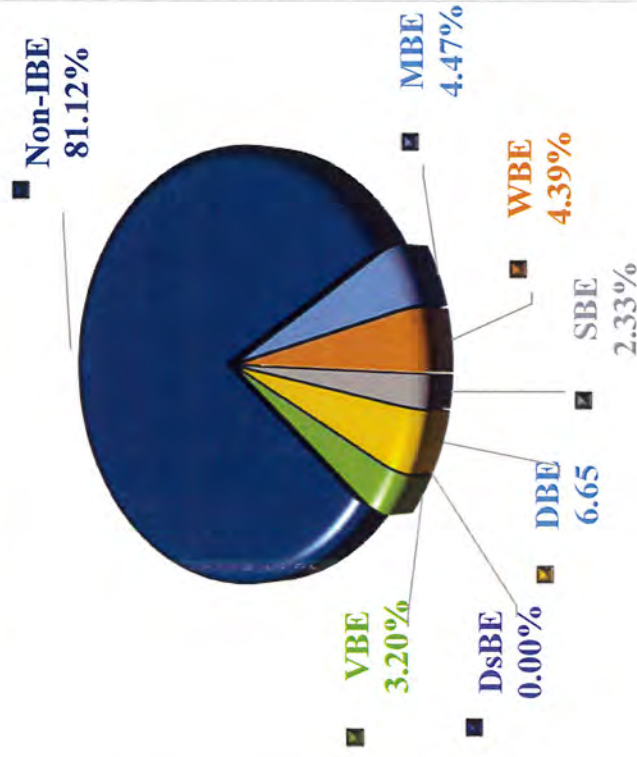
CONTRACT TITLE		CONTRACT NO.	VENDORS	CONTRACT VALUES	TOTAL PAYMENTS	IBE TARGET	IBE ACTUAL	IBE TYPE	START DATE	END DATE		
6	DIII Toll Bridges Facilities Emergency Standby Generators Improvements	T-514A	West Side Hammer Electric Penn State Electric Mechanical Supply Co., Inc.	\$	644,686.00	\$	644,686.00	25.00%	30.61%	07/27/2015	01/08/2017	
				\$	197,339.20	\$	197,339.99	29.00%	30.61%			DBE
CONTRACT TITLE		CONTRACT NO.	VENDORS	CONTRACT VALUES	TOTAL PAYMENTS	IBE TARGET	IBE ACTUAL	IBE TYPE	START DATE	END DATE		
7	Lower Trenton TSB Approach Roadways Improvements	TS-639B	Mount Construction, Co. Inc. (IBE)	\$	2,090,794.00	\$	2,090,794.00	25.00%	100.00%	04/09/2015	12/06/2016	
CONTRACT TITLE		CONTRACT NO.	VENDORS	CONTRACT VALUES	TOTAL PAYMENTS	IBE TARGET	IBE ACTUAL	IBE TYPE	START DATE	END DATE		
8	Easton / Phillipsburg Ramp C Stabilization	T-641A	Merco, Inc. (IBE)	\$	998,300.00	\$	998,300.00	25.00%	100.00%	11/23/2015	12/01/2016	
CONTRACT TITLE		CONTRACT NO.	VENDORS	CONTRACT VALUES	TOTAL PAYMENTS	IBE TARGET	IBE ACTUAL	IBE TYPE	START DATE	END DATE		
9	Portland - Columbia Toll Bridge Approach Roadway Improvement	T-566A	Intercounty Paving Company Established Traffic Control MV Contracting, Inc. PIM Corporation The Vann Organization	\$	6,193,334.28	\$	6,193,334.28	25.00%	30.32%	02/25/2015	11/30/2016	
				\$	43,589.66	\$	43,589.66	0.60%	0.70%			DBE
				\$	1,652,064.50	\$	1,652,064.50	22.70%	26.67%			WBE
				\$	160,217.70	\$	160,217.70	3.50%	2.59%			SBE
				\$	22,035.00	\$	22,035.00	0.40%	0.36%			SBE
CONTRACT TITLE		CONTRACT NO.	VENDORS	CONTRACT VALUES	TOTAL PAYMENTS	IBE TARGET	IBE ACTUAL	IBE TYPE	START DATE	END DATE		
10	Riverton - Belvidere Toll Supported Bridge	TS-650A	ROAD-CON, INC. Desilvio & Company, Inc. Established Traffic Control RAM-T Corporation Williams Flagger Logistics, LLC	\$	652,738.50	\$	652,738.50	25.00%	4.34%	08/15/2016	11/11/2016	
				\$	16,848.00	\$	16,848.00	2.60%	2.58%			WBE
				\$	4,317.48	\$	4,317.48	0.73%	0.66%			WBE
				\$	7,182.00	\$	7,182.00	2.00%	1.10%			DBE
				\$	49,842.17	\$	-	5.90%	0.00%			

PERCENTAGES OF PAYMENTS TO CERTIFIED IBE SUBCONTRACTORS

(MBE / WBE / SBE / DBE / DSBE / VBE)

ACTIVE CONTRACTS

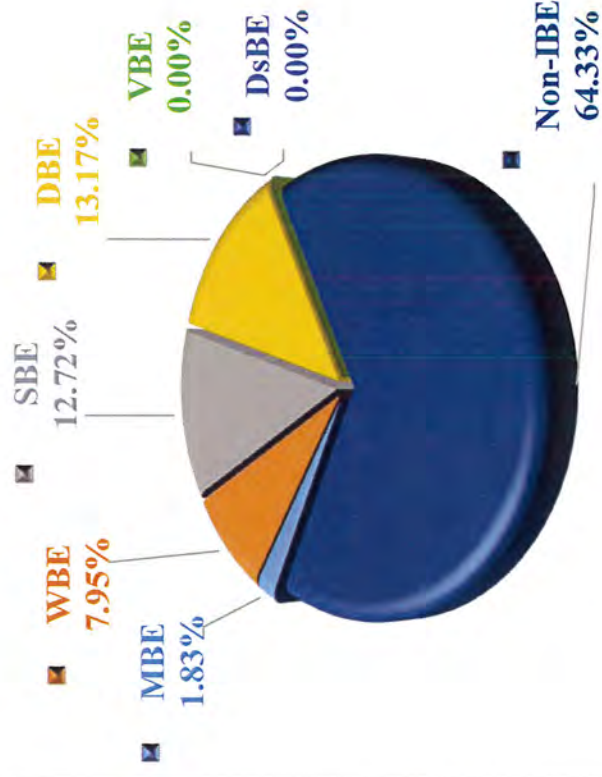
IBE Target 25% – Current IBE Actual 18.88%



■ MBE ■ WBE ■ SBE ■ DBE ■ DSBE ■ VBE ■ Non-IBE

CLOSED CONTRACTS

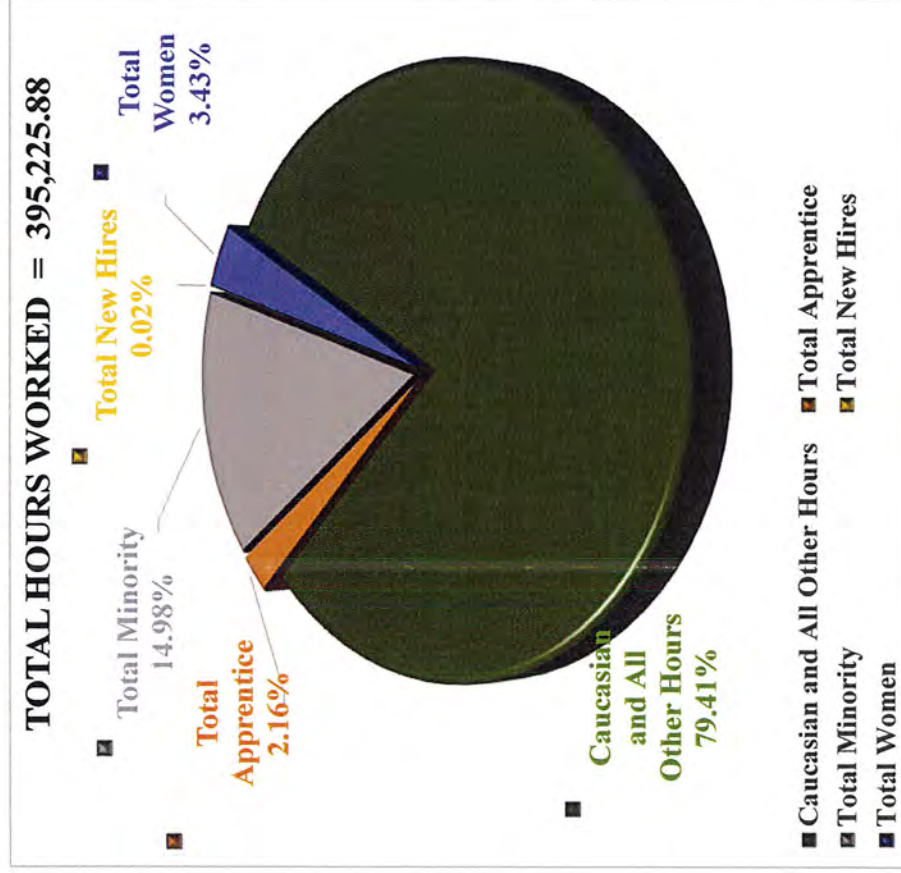
IBE Target 25% – Current IBE Actual 35.67%



■ MBE ■ WBE ■ SBE ■ DBE ■ DSBE ■ VBE ■ Non-IBE

Reporting from 07/01/2014 – 05/31/2018

WORKFORCE UTILIZATION - HOURS REPORTING



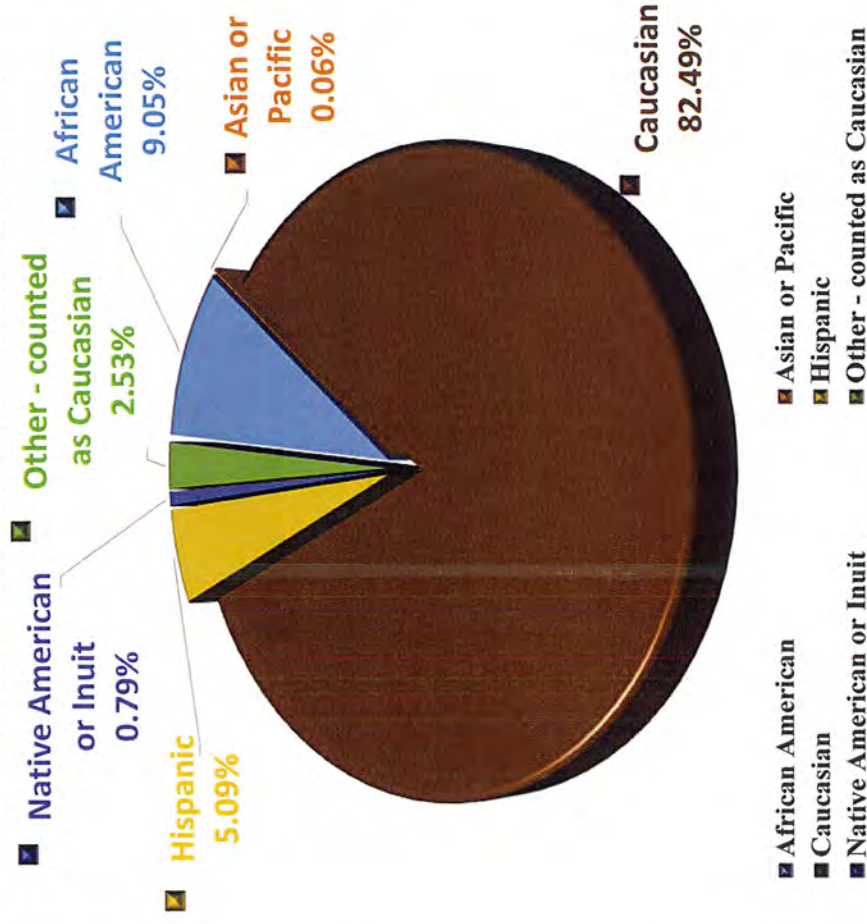
Hours Worked Pie Chart: reflects the individual(s) hours worked by the Prime Contractor(s) and Subcontractor(s) (IBE and Non-IBE) employees.

Work Force Target	Total Hours	# of Workers
Local Residents	395,225.88	1,327
Total Minority	59,258.05	223
Total New Hires	60.50	4
Total Women	13,556.00	34
Total Apprentice	8,532.00	35
Total (All Localities)	395,541.38	1,328

Reporting from 07/01/2014 – 05/31/2018

WORKFORCE UTILIZATION - ETHNICITY REPORTING

ETHNICITY HOURS PERCENTAGE



Ethnicity Pie Chart = reflects the ethnic backgrounds of all individual workers reporting on Commission Projects (Primes Employees / Subcontractor Employees).

Ethnicity Breakdown	Total Hours	# of Workers
African American	35,784.75	117
Asian or Pacific Islander	222.00	7
Caucasian	326,269.58	986
Hispanic	20,140.30	95
Native American or Inuit	3,111.00	4
Other	10,013.75	119

The above-referenced workforce utilization data is reflected in the following spreadsheets.

Reporting from 07/01/2014 – 05/31/2018

Workforce Utilization Summary

	Total Hours Worked	Total Apprentices	NJ	NJ %	PA	PA %	All Other Localities (NOT PA or NJ)	All Other Localities (NOT PA or NJ) %	Caucasian / White	American Indian	Asian Pacific Islander	Black / African American	Latino / Hispanic	Other	Total Minorities	Minority %	Women	Women %	New Hires
	395,541.38	8,532.00	152,526.85	38.67%	235,797.83	59.61%	16,413.00	4.15%	326,269.48	3,111.00	222.00	35,784.75	20,140.30	10,013.75	59,258.05	14.98%	13,456.00	3.43%	60.50
Project Name	Total Hours Worked	Total Apprentices	NJ	NJ %	PA	PA %	All Other Localities (NOT PA or NJ)	All Other Localities (NOT PA or NJ) %	Caucasian / White	American Indian	Asian Pacific Islander	Black / African American	Latino / Hispanic	Other	Total Minorities	Minority %	Women	Women %	New Hires
T-668A TRUMBULL 2 New Jersey - SFB Replacement Project	152,380.50	2,681.00	113,948.25	74.78%	37,317.25	24.49%	5,104.50	0.95	130,948.50	441.00	28.50	14,827.50	6,135.00	0.00	21,432.00	14.06%	5,215.50	3.42%	54.00
T-668A TRUMBULL 1 Pennsylvania - SFB Bridge Replacement Project	173,783.00	1,310.50	32,797.00	18.87%	135,572.50	78.01%	6,096.50	0.04	143,746.75	2,635.00	16.00	18,251.75	9,133.50	0.00	30,036.25	17.28%	6,526.50	3.76%	0.00
T-668A TRUMBULL (Combined Totals for NJ+PA)	326,163.50	3,991.50	146,745.25	44.99%	172,889.75	53.01%	11,201.00	3.43%	274,695.25	3,076.00	44.50	33,079.25	15,268.50	0.00	51,468.25	15.78%	11,742.00	3.60%	54.00
DB-540A TRANSORE - Electronic Toll Collection System Replacement - Design, Build & Maintain	2,040.00	0.00	105.00	5.29%	575.00	42.89%	1,057.00	0.52	321.00	0.00	158.00	674.00	255.50	631.50	1,087.50	53.31%	0.00	0.00%	0.00
T-508A BRACY - I-78 Maintenance Garage Expansion at I-78 PA Welcome Center / Maintenance Facility	31,516.58	2,072.00	1,801.00	86.97%	29,365.08	1417.23%	35.00	0.02	20,665.83	0.00	0.00	72.50	1,396.00	9,382.25	1,468.50	70.87%	861.25	41.57%	6.50
T-644A J.D. ECKMAN - EASTON PHILLIPSBURG TB FACILITY ADMINISTRATION BLDG	20,977.00	409.50	1,118.50	5.33%	17,088.50	81.46%	2,770.00	0.13	18,003.50	0.00	19.50	811.00	2,143.00	0.00	2,973.50	14.18%	936.25	4.46%	0.00
T-645A MJF BUILDING & FACILITIES ENERGY CONSERVATION	7,513.80	1,036.00	2,226.10	29.63%	10,537.00	140.24%	0.00	0.00	5,575.00	0.00	0.00	934.50	1,004.30	0.00	1,938.80	25.80%	16.50	0.22%	0.00
T-645B SCHNEIDER ELECTRIC BUILDING & FACILITIES ENERGY CONSERVATION MEASURES - MECHANICAL/CONTROLS	1,302.50	0.00	0.00	0.00%	872.50	64.04%	490.00	1.00	1,362.50	0.00	0.00	0.00	0.00	0.00	0.00	0.00%	0.00	0.00%	0.00
T-717A BRACY Milford-Montague Toll Bridge Salt Storage Building	3,113.00	0.00	60.00	1.93%	2,193.00	70.45%	860.00	2.00	2,864.50	35.00	0.00	213.50	0.00	0.00	248.50	7.98%	0.00	0.00%	0.00
TS-657A Carr & Duff LOWER TRENTON TOLL SUPPORTED BRIDGE REPLACEMENT OF SIGN LIGHTING ELEMENTS	2,727.00	1,023.00	750.00	27.50%	1,977.00	72.50%	0.00	0.00	2,686.00	0.00	0.00	0.00	41.00	0.00	41.00	1.50%	0.00	0.00%	0.00
TTS-723A J FLETCHER CREAMER ON CALL BEAM GUIDE RAIL & ATTENUATOR REPLACEMENT	128.00	0.00	128.00	100.00%	0.00	0.00%	0.00	0.00	96.00	0.00	0.00	0.00	32.00	0.00	32.00	25.00%	0.00	0.00%	0.00
T-707A BRACY CONSTRUCTION, INC.	0.00	0.00	0.00	0.00%	0.00	0.00%	0.00	0.00%	0.00	0.00	0.00	0.00	0.00	0.00	0.00	0.00%	0.00	0.00%	0.00
T-708A ALLIED PAINTING, INC.	0.00	0.00	0.00	0.00%	0.00	0.00%	0.00	0.00%	0.00	0.00	0.00	0.00	0.00	0.00	0.00	0.00%	0.00	0.00%	0.00
TS-677A SPARWICK - SF TSB Interim Deck Repairs on I-95	0.00	0.00	0.00	0.00%	0.00	0.00%	0.00	0.00%	0.00	0.00	0.00	0.00	0.00	0.00	0.00	0.00%	0.00	0.00%	0.00

Workforce Utilization Detail

Project Name	Company Name	Trade Description	Total Hours Worked	Total Apprentice	NJ	NJ %	PA	PA %	All Other Localities (NOT PA or NJ)	All Other Localities (NOT PA or NJ) %	Caucasian / White	American Indian	Asian Pacific Islander	Black / African American	Latino / Hispanic	Other	Total Minorities	Minority %	Women	Women %	New Hires
T-668A TRUMBULL 2 New Jersey - STB Replacement Project	ABC Construction Co., Inc.	TRUCK DRIVER	152,386.50	2,681.00	113,948.25	74.78%	37,317.25	24.49%	5,104.50	0.95	130,948.50	441.00	28.50	14,827.50	6,135.00	0.00	21,132.00	14.06%	5,315.50	3.42%	54.00
	ALLIANCE INC.	Driver	4,467.25	0.00	280.50	6.28%	4,186.75	93.72%	0.00%	0.00%	4,451.25				16.00		16.00	0.36%		0.00%	
	LAUSCAPING INC.	GENERAL LABORERS	617.00	0.00	617.00	100.00%		0.00%		0.00%	465.00			26.00	126.00		152.00	24.64%		0.00%	
	Amour & Sons Electric, Inc.	ENGINEER	21.00	0.00	21.00	100.00%		0.00%		0.00%	21.00							0.00%		0.00%	
	Chesoo Coating & Cutting, Inc.	ELECTRICIAN	439.50	0.00	8.00	1.82%	431.50	98.18%		0.00%	439.50						30.50	53.51%		0.00%	
	Delta Line Construction Co.	HEAVY & GENERAL LABORERS	57.00	0.00		0.00%	57.00	100.00%		0.00%	26.50						92.50	100.00%		0.00%	
		ELECTRICIAN	92.50	52.00	2,057.00	2,223.78%	1,932.50	2,089.19%		0.00%	3,897.00						92.50	0.00%		0.00%	
		Electrician	3,897.00	0.00	2,057.00	52.78%	1,932.50	49.59%		0.00%	3,897.00							0.00%		0.00%	
		GENERAL LABORERS	2,325.50	299.00	2,325.50	100.00%		0.00%		0.00%	2,325.50							0.00%		0.00%	
		OPERATING ENGINEER	1,142.50	0.00	1,142.50	100.00%		0.00%		0.00%	1,142.50							0.00%		0.00%	
		Truck Driver	562.00	0.00	550.00	97.86%	12.00	2.14%		0.00%	562.00							0.00%		0.00%	
	LD Construction Enterprises, Inc.	Ironworker	11,771.50	1,154.50	7,948.00	67.52%	3,328.50	28.28%	495.00	4.21%	7,446.50	441.00		2,694.00	1,100.00		4,325.00	36.74%		0.00%	
	MLRUBERTO N	HEAVY & GENERAL LABORERS	133.00	0.00	133.00	100.00%		0.00%		0.00%	49.00				84.00		84.00	63.16%		0.00%	
	CONSTRUCTO N CO., INC.	Ironworker	20.00	0.00	20.00	100.00%		0.00%		0.00%	20.00						20.00	0.00%		0.00%	
		OPERATING ENGINEER	54.00	0.00	54.00	100.00%		0.00%		0.00%	26.00				28.00		28.00	51.85%		0.00%	
		Truck Driver	30.00	0.00	30.00	100.00%		0.00%		0.00%	13.00				8.00		8.00	40.00%		0.00%	
	MCROSSIN FOUNDATIONS LLC	HEAVY & GENERAL LABORERS	5,312.50	0.00	3,380.50	63.61%	700.00	13.47%	1,249.00	23.86%	5,212.50						8.00	0.00%	460.00	8.82%	
		OPERATING ENGINEER	1,032.50	0.00	683.50	66.20%	349.00	33.80%		0.00%	945.00		20.00		64.50		84.50	8.18%		0.00%	
		Truck Driver	4,189.50	0.00	1,445.00	34.49%	2,393.50	57.13%	351.00	8.38%	3,915.50			274.00			274.00	6.54%		0.00%	
	McVee Environmental Services, Inc.	Truck Driver	59.00	0.00	32.00	54.24%		0.00%	27.00	45.76%	51.00				8.00		8.00	13.56%		0.00%	54.00
	Swadlow Sweeping Inc.	OPERATING ENGINEER	76.75	4.00		0.00%	76.75	100.00%		0.00%	70.75			6.00			6.00	7.82%		0.00%	
	Stavda Contracting Company	ASPHALT LABORERS	619.50	0.00	568.50	91.77%	51.00	8.23%		0.00%	322.00			229.50	67.00		296.50	47.86%	65.00	10.49%	
		HEAVY & GENERAL LABORERS	18.50	0.00	18.50	100.00%		0.00%		0.00%	18.50							0.00%		0.00%	
		LABORERS	41.00	0.00	41.00	100.00%		0.00%		0.00%	41.00			8.00			8.00	3.40%		0.00%	
		LABORER	235.00	0.00	199.50	84.89%	35.50	15.11%		0.00%	227.00			702.00			702.00	4.36%	1,321.00	8.20%	
		OPERATING ENGINEER	16,108.00	0.00	8,267.00	51.32%	6,271.50	38.93%	1,569.50	9.74%	15,406.00							0.00%		0.00%	
	Trumbull Corporation	Capewriter	33,102.00	\$77.00	27,750.00	83.83%	5,352.00	16.17%		0.00%	24,402.50			6,868.50	1,828.00		8,696.50	26.27%	2,677.00	8.09%	
		GENERAL LABORERS	55,963.50	294.50	45,225.00	80.83%	9,332.00	16.68%	1,396.50	2.50%	54,863.00		8.50	744.50	347.50		1,100.50	1.97%	636.50	1.14%	
		OPERATING ENGINEER	5,941.00	0.00	5,663.50	95.33%	261.00	4.39%	16.50	0.28%	3,546.00			87.50	2,407.50		2,795.00	40.31%	35.00	0.59%	
	W.R. Burnett, Inc.	Truck Driver	3,048.00	0.00	2,433.75	79.85%	614.25	20.15%		0.00%				3,048.00			3,048.00	100.00%		0.00%	
	Work Zone Contractors, LLC	HEAVY & GENERAL LABORERS	820.00	0.00	820.00	100.00%		0.00%		0.00%	773.50			46.50			46.50	5.67%	21.00	2.56%	
		LABORER	187.00	0.00	187.00	100.00%		0.00%		0.00%	187.00							0.00%		0.00%	
	ZONE STRIPING INC	PAINTER	101.00	0.00	101.00	100.00%		0.00%		0.00%	70.50			0.50	30.00		30.50	30.20%		0.00%	

Project Name	Company Name	Trade Description	Total Hours Worked	Total Apprentices	NJ	NJ %	PA	PA %	All Other Localities (NOT PA or NJ)	All Other Localities (NOT PA or NJ)	Caucasian / White	American Indian	Asian Pacific Islander	Black / African American	Latino / Hispanic	Other	Total Minorities	Minority %	Women	Women %	New Hires	
T-608A TRUMBULL I Pennsylvania SFB Bridge Replacement Project	Company Name	Trade Description	173,781.00	1,310.50	32,797.00	18.87%	135,572.50	78.01%	0.04	6,096.50	143,746.75	2,635.00	16.00	18,251.75	9,133.50	0.00	30,036.25	17.28%	6,526.50	3.76%	0.00	
	Aaron Enterprises, Inc.	LABORER	3,690.00	0.00	0.00	0.00%	3,446.50	93.40%	6.60%	243.50	1,717.50	1,718.50		1,479.50	254.00		1,972.50	53.46%		0.00%		
	AJC Construction Co., Inc.	TRUCK DRIVER	5,103.00	0.00	0.00	0.00%	4,970.00	97.39%	2.61%	133.00	3,623.50	3,623.50		98.50	752.50		1,479.50	28.99%		0.00%		
	Amor & Sons Electric, Inc.	OPERATOR	95.00	0.00	0.00	0.00%	95.00	95.00%	0.00%		95.00	940.50					851.00	8.30%		0.00%		
	Bertio Construction, Inc.	CEMENT LABORER	60.00	0.00	0.00	0.00%	60.00	100.00%	0.00%		0.00%	40.00		20.00			20.00	33.33%		0.00%		
	Construction, Inc.	LABORER	731.00	0.00	548.50	75.03%	182.50	24.97%	0.00%		383.50	40.00		146.50	199.00		345.50	47.26%		0.00%		
	LABORER	40.00	0.00	20.00	50.00%	20.00	50.00%	0.00%	0.00%	40.00	0.00%	0.00%					40.00	0.00%		0.00%		
	Truck Driver	28.00	0.00	28.00	100.00%	0.00%	0.00%	0.00%	0.00%	28.00	0.00%	0.00%					28.00	0.00%		0.00%		
	BUSTLETON SERVICES INC.	LABORER	25.00	0.00	0.00	0.00%	25.00	100.00%	0.00%		0.00%	25.00					32.00	46.04%		0.00%		
	LANDSCAPE LABORER	69.50	0.00	0.00	0.00%	69.50	100.00%	0.00%	0.00%		37.50				32.00		32.00	46.04%		0.00%		
	Chasco Coring & Cutting, Inc.	LABORER	219.00	0.00	0.00	0.00%	219.00	100.00%	0.00%		167.00	167.00			52.00		52.00	23.74%		0.00%		
	Electrician	1,219.00	98.00	593.00	48.65%	626.00	51.35%	0.00%	0.00%		1,121.00	109.50		98.00			98.00	8.04%		0.00%		
	Construction Co.	LABORER	109.50	0.00	153.50	140.18%	109.50	100.00%	0.00%		153.50	153.50		109.50			109.50	100.00%		0.00%		
	LABORER	153.50	0.00	153.50	100.00%	109.50	71.34%	0.00%	0.00%		8.00	8.00					109.50	0.00%		0.00%		
	OPERATING ENGINEER	8.00	0.00	8.00	100.00%	0.00%	0.00%	0.00%	0.00%		145.00							8.00%		0.00%		
	OPERATOR	145.00	0.00	5.50	3.79%	139.50	96.21%	0.00%	0.00%		56.00						100.00	64.10%		0.00%		
	Diamond Hardbush Construction	Asbestos Abatement	156.00	0.00	0.00	0.00%	156.00	100.00%	0.00%		1,730.25						235.00	21.06%		0.00%		
	Hanna & Kishelhouse, Inc.	LABORER	1,730.25	0.00	0.00	0.00%	1,730.25	100.00%	0.00%		881.00				235.00			235.00	0.00%		0.00%	
	LABORER	1,116.00	0.00	0.00	0.00%	23.50	100.00%	0.00%	0.00%		23.50							0.00%		0.00%		
	TRUCK DRIVER	23.50	0.00	0.00	0.00%	23.50	100.00%	0.00%	0.00%		23.50							0.00%		0.00%		
	IRON WORKER	7,620.00	0.00	5,150.00	67.59%	1,268.00	23.20%	702.00	9.21%	5,995.00	5,995.00	516.00			481.00		2,525.00	33.14%		0.00%		
Ironworker	763.00	763.00	640.00	83.88%	123.00	16.12%	0.00%	0.00%		492.00			16.00			25.00	38.46%		0.00%			
Apprentice	65.00	0.00	65.00	100.00%	0.00%	0.00%	0.00%	0.00%		40.00				9.00			9.00	0.00%		0.00%		
M.L.RUBERTO N	LABORER	144.25	0.00	144.25	100.00%	0.00%	0.00%	0.00%		41.75				94.50		102.50	71.06%		0.00%			
CONSTRUCTO N CO, INC.	LABORER	77.50	0.00	77.50	100.00%	0.00%	0.00%	0.00%		48.50				29.00		29.00	37.42%		0.00%			
TRUCK DRIVER	53.00	0.00	53.00	100.00%	0.00%	0.00%	0.00%	0.00%		29.00				24.00		24.00	45.28%		0.00%			
DOCK/BUILD ERPILE	2,699.50	0.00	1,741.00	64.49%	443.00	16.41%	515.50	19.10%	2,664.50	2,664.50				87.00		135.00	5.00%		0.00%			
LABORER	146.00	0.00	0.00	0.00%	146.00	100.00%	0.00%	0.00%		62.50				83.50		83.50	57.19%		0.00%			
OPERATOR	1,874.00	0.00	377.00	19.90%	1,474.50	78.68%	26.50	1.41%	1,772.50	1,772.50				101.50		101.50	5.42%		0.00%			
Nile Driver	326.50	326.50	326.50	40.58%	287.50	88.06%	0.00%	0.00%		326.50							326.50	100.00%		0.00%		
PILE DRIVER	93.50	93.50	132.50	141.71%	287.50	307.49%	0.00%	0.00%		287.50				93.50		93.50	100.00%		0.00%			
Position Drainage Supply Co., Inc.	OPERATOR	10.50	0.00	0.00	0.00%	0.00%	10.50	100.00%	10.50	10.50							10.50	0.00%		0.00%		
Plum	52.00	0.00	0.00	0.00%	52.00	100.00%	0.00%	0.00%		52.00							52.00	0.00%		0.00%		
Contracting, Inc.	Operating Engineer	29.50	29.50	0.00%	29.50	100.00%	0.00%	0.00%		29.50							29.50	0.00%		0.00%		
OPERATOR	30.00	0.00	0.00	0.00%	30.00	100.00%	0.00%	0.00%		30.00							30.00	0.00%		0.00%		
TRUCK DRIVER	11.00	0.00	0.00	0.00%	11.00	100.00%	0.00%	0.00%		11.00							11.00	0.00%		0.00%		
OPERATOR	490.00	0.00	15.75	3.21%	474.25	96.79%	0.00%	0.00%	438.25	438.25			28.25	23.50		51.75	10.56%		0.00%			
Rally Sweeping, Inc.	CARPENTER	8.00	0.00	0.00	0.00%	8.00	100.00%	0.00%	8.00	8.00							8.00	0.00%		0.00%		
Structural Services, Inc.	IRON WORKER	8.00	0.00	0.00	0.00%	8.00	100.00%	0.00%	8.00	8.00							8.00	0.00%		0.00%		
Trumbull Corporation	CARPENTER	17,114.50	0.00	189.00	1.10%	15,611.00	91.23%	7.66%	1,311.50	16,963.00				151.50			151.50	0.89%	664.00	3.88%		
CEMENT MASON	1,011.00	0.00	30.00	2.97%	981.00	97.03%	0.00%	0.00%	967.00	967.00				33.00			33.00	4.35%		0.00%		
DOCK/BUILD ERPILE	21,877.00	0.00	10,033.00	45.86%	11,762.00	53.76%	82.00	0.37%	20,458.00	20,458.00				1,014.00	405.00		1,419.00	6.49%	67.50	0.31%		
LABORER	60.00	0.00	50.00	83.33%	10.00	16.67%	0.00%	0.00%	50.00	50.00				10.00			10.00	16.67%		0.00%		
WORKER	42,971.50	0.00	5,601.00	13.03%	36,292.50	85.62%	578.00	1.35%	29,560.50	29,560.50				7,387.00	6,234.00		13,611.00	31.67%	2,158.50	5.02%		
OPERATOR	41,971.00	0.00	4,376.50	10.53%	34,716.50	83.51%	2,478.00	5.96%	35,761.50	35,761.50	2,119.00			3,540.50	150.00		5,809.50	13.97%	3,617.50	8.79%		
TRUCK DRIVER	8,443.50	0.00	822.50	9.74%	7,621.00	90.26%	0.00%	0.00%	8,443.50	8,443.50								0.00%		0.00%		
Work Zero Contractors, LLC	LABORER	1,040.50	0.00	940.50	90.39%	100.00	9.61%	0.00%	808.00	808.00				232.50			232.50	22.35%	19.00	1.85%		
ZONE STRIPPING INC	LABORER	215.50	0.00	215.50	100.00%	0.00%	0.00%	0.00%	193.50	193.50				5.50	16.50		22.00	10.21%		0.00%		

Project Name	Company Name	Trade Description	Total Hours Worked	Total Apprentices	NJ	NJ %	PA	PA %	All Other Localities (NOT PA or NJ) %	Caucasian / White	American Indian	Asian Pacific Islander	Black / African American	Latino / Hispanic	Other	Total Minorities	Minority %	Women	Women %	New Hires
DB-50A TBA-SOCORE - Electronic Toll Collection System Replacement - Design, Build & Maintain	JEN ELECTRIC, INC.	Electrician	48.00	0.00	106.00	5.39%	\$75.00	42.89%	1,057.00	321.00	0.00	158.00	674.00	255.50	631.50	1,087.50	53.31%	0.00	0.00%	0.00
	Timmons LP - Harrisburg, PA	ELECTRICIAN	787.50	0.00	0.00	100.00%	335.50	42.60%	452.00	202.50			231.00	166.50	187.50	397.50	50.48%	0.00	0.00%	0.00
	NS & TELECOMMUNICATIONS INSTALLATION	TECHNICIAN	1,204.50	0.00	60.00	4.98%	\$39.50	44.79%	605.00	70.50		138.00	443.00	89.00	444.00	690.00	57.29%	0.00	0.00%	0.00

T-S08A, BRACY - I-78 PA Widening Garage Expansion at Entrance / Maintenance Facility	Company Name	Trade Description	3,516.58	2,072.00	1,801.00	86.92%	29,365.08	1417.23%	35.00	20,665.83	0.00	0.00	72.50	1,396.00	9,382.25	1,468.50	70.87%	861.25	41.57%	6.50
	Abney Road Contract Inc.	LABORER	566.25	0.00		0.00%	566.25	100.00%	0.00%						566.25		0.00%	262.75	46.40%	
	Arkwright Enterprises Inc.	OPERATING ENGINEER	201.00	0.00		0.00%	822.00	100.00%	0.00%						822.00		0.00%		0.00%	
Brazz Construction Inc	Brazz Construction Inc	LABORER	1,420.50	0.00	124.50	8.76%	1,296.00	91.24%	0.00%	1,273.00			118.00		29.50	118.00	8.31%		0.00%	
		OPERATING ENGINEER	1,426.50	0.00	668.50	46.86%	758.00	53.14%	0.00%	145.00			591.00		690.50	591.00	41.43%		0.00%	
		ENGINEER	4.00	0.00		0.00%	4.00	100.00%	0.00%	4.00							0.00%		0.00%	
	Bridgwood Tile & Stone	TILE FINISHER	54.00	0.00		0.00%	54.00	100.00%	0.00%						54.00		0.00%		0.00%	
	Central II, Inc.	Stone Mason	88.00	0.00		0.00%	88.00	100.00%	0.00%	88.00							0.00%		0.00%	
	Comprehensive Electric Inc.	ELECTRICIAN	27.50	0.00		0.00%	27.50	100.00%	0.00%	20.50					7.00		0.00%		0.00%	
	Technologies, Inc.	Sprinkler Fitter	8.00	0.00		0.00%	8.00	100.00%	0.00%	6.00					2.00		0.00%		0.00%	
	Crowley Electric Inc.	ELECTRICIAN	22.00	0.00		0.00%		0.00%	22.00								0.00%		0.00%	
	Lighting Protection, Inc.	LABORER	97.00	0.00		0.00%	97.00	100.00%	0.00%	97.00							0.00%		0.00%	
	David Orr	Pruner	696.00	0.00		0.00%	696.00	100.00%	0.00%	696.00							0.00%		0.00%	
	Diamond Demolition, Inc.	PAINTER	718.00	638.00		0.00%	718.00	100.00%	0.00%						718.00		0.00%		0.00%	
	Empire Wrecking Co of Reading PA	HEAVY & GENERAL LABORERS	125.00	0.00		0.00%	125.00	100.00%	0.00%	7.00					118.00		0.00%		0.00%	
	LABORER		373.50	0.00		0.00%	373.50	100.00%	0.00%	164.50					209.00		0.00%		0.00%	
	Entrance Systems Inc.	Glazier	91.50	0.00		0.00%	91.50	100.00%	0.00%						91.50		0.00%		0.00%	
	FOX QUALITY ROOFING LLC	Roofing	130.00	0.00	62.50	48.08%	67.50	51.92%	0.00%	87.50					42.50		0.00%		0.00%	
GAVER INDUSTRIES INC. DBA OPERATING ENGINEER	GAVER INDUSTRIES INC. DBA OPERATING ENGINEER	LABORER	526.00	0.00	515.50	98.00%	2,756.25	88.55%	0.00%	526.00					80.00		0.00%		0.00%	
		LABORER	3,112.50	0.00	205.00	6.59%	45.00	100.00%	0.00%	3,037.50					45.00		0.00%		0.00%	
		LABORER	45.00	0.00		0.00%	45.00	100.00%	0.00%								0.00%		0.00%	
	LABORER		137.50	0.00		0.00%	137.50	100.00%	0.00%						137.50		0.00%		0.00%	
	BARKER & BARKER	TRUCK DRIVER	10.75	0.00		0.00%	10.75	100.00%	0.00%						10.75		0.00%		0.00%	
	PAYING J.E. Smetz	Carpenter	13.00	0.00		0.00%	6.50	100.00%	13.00	6.50					6.50		0.00%		0.00%	6.50
	Team Willwork, Inc.	LABORER	6.50	0.00		0.00%		0.00%		6.50							0.00%		0.00%	
	Mechanical Insulation	Heat & Frost Insulator	44.00	0.00		0.00%	44.00	100.00%	0.00%						44.00		0.00%		0.00%	
	JAYDOOR CO., (A Corp.)	LABORER	70.00	0.00		0.00%	70.00	100.00%	0.00%	70.00							0.00%		0.00%	
	Michael Wallender	Millwright	70.00	0.00		0.00%	70.00	100.00%	0.00%	70.00					17.00		0.00%		0.00%	
	WALLENDER CONSTRUCTION OF READING INC.	Pruner	115.50	0.00		0.00%	42.00	100.00%	0.00%	42.00					115.50		0.00%		0.00%	
		Carpenter	42.00	0.00		0.00%		0.00%									0.00%		0.00%	
		Bricklayer, Stone Mason	14.00	0.00		0.00%	14.00	100.00%	0.00%						14.00		0.00%		0.00%	
		Current Mason	131.00	0.00		0.00%	131.00	100.00%	0.00%						131.00		0.00%		0.00%	
Robert Orr Robinson Steel RUIBRIGHT CONSTRUCTION, N. INC.	LABORER		271.00	0.00	25.00	9.22%	246.00	90.77%	0.00%	673.00					271.00		0.00%		0.00%	
	LABORER		673.00	0.00		0.00%	5.00	100.00%	0.00%				5.00				0.00%		0.00%	
	Carpenter		5.00	0.00		0.00%		0.00%								5.00	100.00%		0.00%	
	Bricklayer, Stone Mason		52.00	0.00		0.00%	52.00	100.00%	0.00%	21.00				31.00			31.00	59.62%		0.00%
	Carpenter		351.50	0.00		0.00%	351.50	100.00%	0.00%	271.50				78.00			2.00	0.57%		0.00%
	Current Mason		110.50	0.00		0.00%	110.50	100.00%	0.00%	29.50				74.50			6.50	67.42%		0.00%
	Ironworker		812.58	0.00		0.00%	812.58	100.00%	0.00%	472.08				66.00			374.50	8.12%		0.00%
	LABORER		1,641.50	0.00		0.00%	1,641.50	100.00%	0.00%	899.50				225.00			517.00	13.71%		0.00%
	ENGINEER		176.50	0.00		0.00%	176.50	100.00%	0.00%	144.50				32.00			255.00	0.00%		0.00%
	Truck Driver		135.50	0.00		0.00%	135.50	100.00%	0.00%	132.00					3.50			0.00%		0.00%

Project Name	Company Name	Trade Description	Total Hours Worked	Total Apprentice	NJ	NJ %	PA	PA %	All Other Localities (NOT PA or NJ)	All Other Localities (NOT PA or NJ) %	Caucasian / White	American Indian	Asian Pacific Islander	Black / African American	Latino / Hispanic	Other	Total Minorities	Minority %	Women	Women %	New Hires
T-641A J.D. ECKMAN - EASTON PHILLIPSBURG TR FACILITY ADMINISTRATION BUILDING	Steel Fab Enterprises LLC	Ironworker	942.00	0.00		0.00%	942.00	100.00%		0.00%	714.00			67.50	63.50	97.00	131.00	13.91%		0.00%	
	Seven Smith	LABORER	108.50	0.00		0.00%	108.50	100.00%		0.00%	108.50							0.00%		0.00%	
	SUPREME	Plumber	686.50	0.00		0.00%	686.50	100.00%		0.00%	686.50							0.00%		0.00%	
	CEILING'S INC	Carpenter	449.00	0.00		0.00%	449.00	100.00%		0.00%						449.00		0.00%		0.00%	
	T. A. Sillies	BRICKLAYER	30.25	0.00		0.00%	30.25	100.00%		0.00%					30.25		30.25	100.00%		0.00%	
	Bricklaye,	Bricklayer	2,425.25	0.00		0.00%	2,393.75	98.70%		0.00%	2,383.75				141.50		141.50	5.83%		0.00%	
	Stee Mason	LABORER	1,553.25	0.00		0.00%	1,531.00	98.12%		0.00%	1,509.00				53.25		53.25	3.43%		0.00%	
	Terry O'Connor Jr.	LABORER	1,833.50	0.00		0.00%	1,833.50	100.00%		0.00%	1,833.50							0.00%		0.00%	
	Trademan International	Plumber		0.00		0.00%				0.00%								0.00%		0.00%	
	BETHLEHEM, PA.	Carpenter	119.00	0.00		0.00%	119.00	100.00%		0.00%						119.00		0.00%		0.00%	
	Tri-County Mechanical, Inc.	LABORER	944.00	0.00		0.00%	851.00	90.15%		0.00%	944.00							0.00%		0.00%	
	Tri-County Mechanical, Inc.	Pipefitter	1,871.00	0.00		0.00%	1,871.00	100.00%		0.00%	1,871.00							0.00%	398.50	21.29%	
	William Hadfield	Worker	629.50	0.00		0.00%	629.50	100.00%		0.00%	629.50							0.00%		0.00%	
WIND GAP ELECTRIC, INC. YCP, Inc.	LABORER	LABORER	23.00	0.00		0.00%	23.00	100.00%		0.00%						23.00		0.00%		0.00%	
	Plumber	Plumber	162.50	0.00		0.00%	162.50	100.00%		0.00%						162.50		0.00%		0.00%	
	ELECTRIC, INC.	Electrician	5,430.50	200.00		3.68%	5,230.50	96.32%		0.00%	2,710.00					2,720.50		0.00%	200.00	3.68%	
	LABORER	LABORER	427.25	0.00		0.00%	427.25	100.00%		0.00%						427.25		0.00%		0.00%	
	OPERATING ENGINEER	OPERATING ENGINEER	49.00	0.00		0.00%	49.00	100.00%		0.00%						49.00		0.00%		0.00%	

Project Name	Company Name	Trade Description	Total Hours Worked	Total Apprentice	NJ	NJ %	PA	PA %	All Other Localities (NOT PA or NJ)	All Other Localities (NOT PA or NJ) %	Caucasian / White	American Indian	Asian Pacific Islander	Black / African American	Latino / Hispanic	Other	Total Minorities	Minority %	Women	Women %	New Hires
T-641A J.D. ECKMAN - EASTON PHILLIPSBURG TR FACILITY ADMINISTRATION BUILDING	A-1 Industrial Maintenance, Inc.	PAINTER	75.00	0.00		0.00%		0.00%	75.00	100.00%								0.00%		0.00%	
	ESTABLISHED TRAFFIC CONTROLS	HEAVY & GENERAL LABORERS	23.00	0.00		0.00%	23.00	100.00%		0.00%								0.00%		0.00%	
	Gladsonmark, Inc.	HEAVY & GENERAL LABORERS	265.50	0.00		0.00%	265.50	100.00%		0.00%				7.00			7.00	2.64%	20.25	7.63%	
	J.D. Eckman, Inc.	LABORERS																			
	HEAVY & GENERAL LABORERS	HEAVY & GENERAL LABORERS	16,423.50	0.00		0.00%	16,423.50	100.00%		0.00%	14,314.00		19.50	789.00	1,101.00		1,909.50	11.63%	916.00	5.38%	
	Jagd Construction, Inc.	LABORERS	3,881.50	409.50	1,118.50	28.82%	68.00	1.75%	2,695.00	69.43%	2,824.50			15.00	1,042.00		1,057.00	27.23%		0.00%	
	PAINTER	PAINTER																			
	HEAVY & GENERAL LABORERS	HEAVY & GENERAL LABORERS	308.50	0.00		0.00%	308.50	100.00%		0.00%	308.50							0.00%		0.00%	
T-645A MJF BUILDING & FACILITIES ENERGY CONSERVATION	Atlas Tractor & Supply Co.	LABORER	2,096.50	0.00	65.50	3.12%	2,031.00	96.88%		0.00%	1,060.00			934.50	102.00		1,036.50	49.44%	16.50	0.79%	
	MJF Electrical Contracting, Inc.	ELECTRIC LINEMAN	168.00	0.00		0.00%	168.00	100.00%		0.00%	168.00							0.00%		0.00%	
T-645B SCHNEIDER ELECTRIC BUILDING & FACILITIES ENERGY CONSERVATION		ELECTRICIAN	4,347.00	1,036.00	1,080.30	24.85%	4,169.00	95.91%		0.00%	4,347.00							0.00%		0.00%	
		Electrician	902.30	0.00	1,080.30	119.73%	4,169.00	462.04%		0.00%					902.30		902.30	100.00%		0.00%	

Project Name	Company Name	Trade Description	Total Hours Worked	Total Apprentice	NJ	NJ %	PA	PA %	All Other Localities (NOT PA or NJ)	All Other Localities (NOT PA or NJ) %	Caucasian / White	American Indian	Asian Pacific Islander	Black / African American	Latino / Hispanic	Other	Total Minorities	Minority %	Women	Women %	New Hires
T-645B SCHNEIDER ELECTRIC BUILDING & FACILITIES ENERGY CONSERVATION	Cedar Electric, Inc.	Electrician	1,362.50	0.00	0.00	0.00%	877.50	64.01%	490.00	1.00	1,362.50			0.00	0.00		0.00	0.00%	0.00	0.00%	
	Schneider Electric Building Critical NG & REFRIGERATION	Electrician	872.50	0.00		0.00%	872.50	100.00%		0.00%	872.50							0.00%		0.00%	
T-645B SCHNEIDER ELECTRIC BUILDING & FACILITIES ENERGY CONSERVATION		CONDITIONING & REFRIGERATION	490.00	0.00		0.00%		0.00%	490.00	100.00%	490.00							0.00%		0.00%	

Project Name	Company Name	Trade Description	Total Hours Worked	Total Apprentice	NJ	NJ %	PA	PA %	All Other Localities (NOT PA or NJ)	All Other Localities (NOT PA or NJ) %	Caucasian / White	American Indian	Asian Pacific Islander	Black / African American	Latino / Hispanic	Other	Total Minorities	Minority %	Women	Women %	New Hires	
Project Name	Company Name	Trade Description	3,113.00	0.00	60.00	1.93%	2,193.00	70.45%	860.00	2.00	2,864.50	35.00	0.00	213.50	0.00	0.00	248.50	7.98%	0.00	0.00%	0.00	
T-717A BRACY Millford-Montague Toll Bridge Salt Storage Building	Bincy Construction Inc	Carpenter	50.00	0.00		0.00%	50.00	100.00%		0.00%	50.00								0.00%			
		Cement Mason	6.00	0.00		0.00%	6.00	100.00%		0.00%	6.00								0.00%			
		LABORER	82.00	0.00		0.00%	82.00	100.00%		0.00%	82.00								0.00%			
		OPERATING ENGINEER	2.00	0.00		0.00%	2.00	100.00%		0.00%	2.00								0.00%			
		LABORER	6.00	0.00		0.00%	6.00	100.00%		0.00%	6.00								0.00%			
		MILLWRIGHT (A Corp.)	6.00	0.00		0.00%	6.00	100.00%		0.00%	6.00								0.00%			
		LABORER	312.00	0.00		0.00%	312.00	100.00%		0.00%	312.00								0.00%			
Keystone Dirt Works, Inc. Keystone Site Works LLC	Heavy & General Laborers	HEAVY & GENERAL LABORERS	36.00	0.00		0.00%	36.00	100.00%		0.00%	36.00								0.00%			
		PARK LANE CONSTRUCTION	727.00	0.00		0.00%		0.00%	727.00	100.00%	630.00	35.00		62.00				97.00	13.34%		0.00%	
		ROOFER	133.00	0.00		0.00%		0.00%	133.00	100.00%	107.00			26.00				26.00	19.55%		0.00%	
		CARPENTER	294.50	0.00		0.00%	294.50	100.00%		0.00%	294.50								0.00%			
		LABORER	182.50	0.00		0.00%	182.50	100.00%		0.00%	182.50								0.00%			
		LABORER	1,107.00	0.00		0.00%	1,107.00	100.00%		0.00%	981.50			125.50				125.50	11.34%		0.00%	
		ELECTRICIAN																				
West Side Hammer Electric	NS & TELECOMMUNICATIONS INSTALLATION	NS & TELECOMMUNICATIONS INSTALLATION	169.00	0.00	60.00	35.50%	109.00	64.50%		0.00%	169.00							0.00%		0.00%		
		TECHNICIAN																				

Project Name	Company Name	Trade Description	2,727.00	1,023.00	750.00	27.50%	1,977.00	72.50%	0.00	0.00	2,686.00	0.00	0.00	0.00	41.00	0.00	0.00	41.00	1.50%	0.00	0.00%	0.00
TS-687A Carr & Duff Lower Trenton Toll Bridge Replacement Lighting	CARR & DUFF, INC	Electrician	2,439.00	1,023.00	709.00	29.07%	1,730.00	70.93%		0.00%	2,439.00								0.00%		0.00%	
		GENERAL LABORERS	33.00	0.00	33.00	100.00%		0.00%		0.00%					33.00			33.00	100.00%		0.00%	
	Service Painting, Inc.	PAINTER	255.00	0.00	8.00	3.14%	247.00	96.86%		0.00%	247.00				8.00			8.00	3.14%		0.00%	

Project Name	Company Name	Trade Description	125.00	0.00	125.00	100.00%	0.00	0.00%	0.00	0.00	96.00	0.00	0.00	0.00	32.00	0.00	0.00	32.00	25.00%	0.00	0.00%	0.00
TTS-723A J FLETCHER CREAMER ON CALL BEAM GUIDE RAIL & ATTENUATOR REPLACEMENT	J. Fletcher Creamer & Son, Inc.	HEAVY & GENERAL LABORERS	64.00	0.00	64.00	100.00%		0.00%		0.00%	40.00				24.00			24.00	37.50%		0.00%	
		Ironworker	16.00	0.00	16.00	100.00%		0.00%		0.00%	16.00								0.00%		0.00%	
		OPERATING ENGINEER	24.00	0.00	24.00	100.00%		0.00%		0.00%	24.00								0.00%		0.00%	
		TRUCK DRIVER	24.00	0.00	24.00	100.00%		0.00%		0.00%	16.00				8.00			8.00	33.33%		0.00%	

Project Name	Company Name	Trade Description	0.00	0.00	0.00	0.00%	0.00	0.00%	0.00	0.00%	0.00	0.00	0.00	0.00	0.00	0.00	0.00	0.00	0.00%	0.00	0.00%	0.00
T-707A BRACY CONSTRUCTION, INC.	Reeb Building Systems, LLC YCP, Inc.																					

Project Name	Company Name	Trade Description	0.00	0.00	0.00	0.00%	0.00	0.00%	0.00	0.00%	0.00	0.00	0.00	0.00	0.00	0.00	0.00	0.00	0.00%	0.00	0.00%	0.00
T-708A ALLIED PAINTING, INC.	Baseline Supply, LLC BATTA Environmental Assoc. Northeast Work & Safety Beers, LLC																					

Project Name	Company Name	Trade Description	0.00	0.00	0.00	0.00%	0.00	0.00%	0.00	0.00%	0.00	0.00	0.00	0.00	0.00	0.00	0.00	0.00	0.00%	0.00	0.00%	0.00
TS-677A SPARWICK - SP TSB Interim Deck Repairs on I-95	Sparwick Contracting, Inc.																					

Delaware River Joint Toll Bridge Commission
Meeting of June 25, 2018

MINORITY, WOMEN AND SMALL BUSINESS ENTERPRISE PROGRAM OVERVIEW

The Delaware River Joint Toll Bridge Commission implemented a one-year Minority Business Enterprise (MBE) pilot program, with a 7% participation goal, and the Women Business Enterprise (WBE) pilot program with a 3% goal. These goals applied to consultants and contractors' participating in the Commission's Capital Program and were effective on September 1, 2008.

At its December 2008 Commission Meeting, the Commission revised the pilot program to specify a 25% Small Business Enterprise (SBE) goal to New Jersey assigned consultant contracts in lieu of the previously specified 7% MBE and 3% WBE goals.

At its December 2010 Commission Meeting, due to the success of the Commission's MWSBE Pilot Program, the Delaware River Joint Toll Bridge Commission adopted a resolution for permanent status of the Minority Business Enterprise (MBE) program, with a 7% participation goal, and the Women Business Enterprise (WBE) program with a 3% goal, and the Small Business Enterprise (SBE) program with a 25% goal. These goals apply to consultants and contractors' participating in the Commission's Capital Program.

The Contract Compliance Department continues to monitor, update and analyze the payments for the MWSBE diversity program.

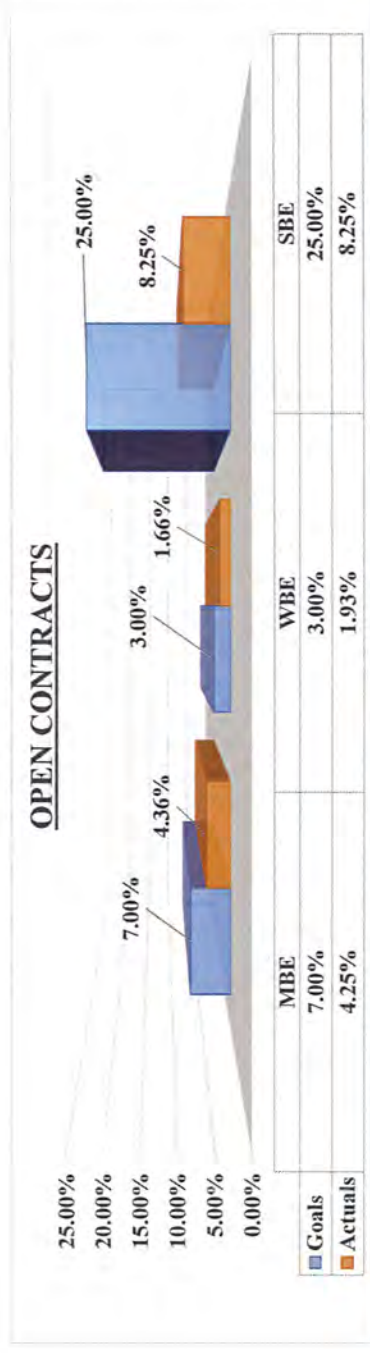
a) PA Assigned Professional Services Contracts:	7% MBE and 3% WBE
b) No State Assigned Professional Services Contracts:	7% MBE and 3% WBE
c) Capital Plan Construction Contracts:	7% MBE and 3% WBE
d) NJ Assigned Professional Services Contracts:	25% SBE

Numerous diversified businesses have benefited and continue to benefit from the Commission's previous M/W/SBE Program. The number of Contracts awarded during the MWSBE Program are as follows:

➤ Active Contracts:	10
➤ Completed Contracts:	67
➤ Total Capital Program Contracts:	77
➤ Total Number of Contractors:	133

As of July 1, 2014 projects fall into the status now commonly referred to as IBE (Identified Business Enterprise) with a projected target to be or to exceed 25% of the total project award amount.

Minority, Women and Small Business Enterprise Payment Reporting May-18



SUMMARY TOTALS					
M/WBE Summary Totals	\$ 33,349,128.22	MBE	PAYMENTS	WBE	PAYMENTS
SBE Summary Totals	\$ 2,189,614.63	4.25%	\$ 1,416,866.47	1.93%	\$ 645,021.32
				8.25%	\$ 180,710.24

CONTRACT NO.	CONTRACTOR / CONSULTANT	CONTRACT VALUE	TOTAL PAYMENTS TO DATE	MBE GOAL 7.0 %	MBE PAYMENTS	WBE GOAL 3.0 %	WBE PAYMENTS	SBE GOAL 25.0 %	SBE PAYMENTS	AWARD DATE
C-502A	AECOM Transp.	\$ 30,397,000.00	\$ 26,395,486.30	4.34%	\$1,319,428.97	1.45%	\$ 588,594.90	-	\$ -	11/25/2008
C-628A	Dewberry	\$ 1,000,000.00	\$ 508,703.24	1.78%	\$ 17,754.10	2.21%	\$ 22,132.77	-	\$ -	02/25/2014
C-627B	French & Parello	\$ 500,000.00	\$ 278,142.94		\$ -		\$ -	-	\$ -	08/01/2014
C-629A	Hill International	\$ 300,000.00	\$ 181,931.20		\$ -		\$ -	13.66%	\$ 40,993.70	07/29/2014
C-556A	Pennoni Associates	\$ 389,614.63	\$ 323,615.98		\$ -		\$ -	12.88%	\$ 50,193.77	05/20/2014
C-628B	Louis Berger Group	\$ 1,000,000.00	\$ 849,510.17		\$ -		\$ -	7.56%	\$ 75,584.81	12/23/2013
C-549AR	Jacobs Engineering	\$ 452,128.22	\$ 445,549.97	7.91%	\$ 35,742.16	3.07%	\$ 13,866.11	-	\$ -	10/29/2013
C-599A	McCormick & Taylor	\$ 1,000,000.00	\$ 283,117.05		\$ -	0.50%	\$ 5,000.00	-	\$ -	11/01/2011
C-629B	Michael Baker	\$ 500,000.00	\$ 329,371.12		\$ -		\$ -	2.79%	\$ 13,937.96	07/29/2014
C-621A	Rummel Klepper & Kahl	\$ 500,000.00	\$ 487,881.63	8.79%	\$ 43,941.24	3.09%	\$ 15,427.54	-	\$ -	11/22/2013

MBE = Minority Business Enterprise

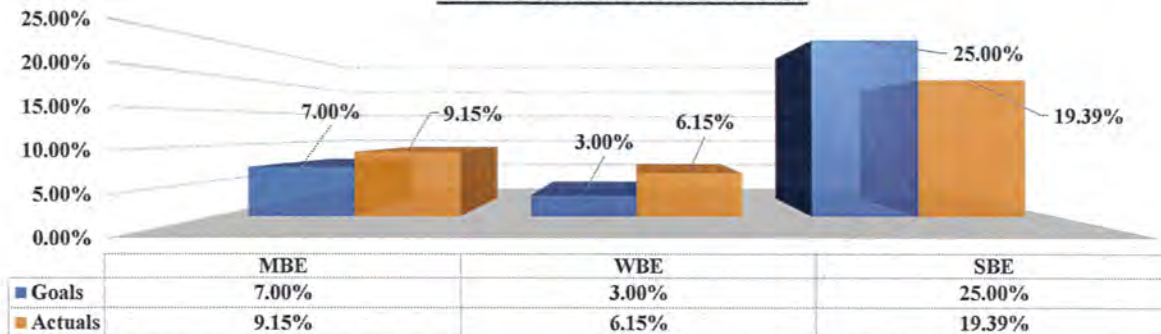
WBE = Women Business Enterprise

SBE = Small Business Enterprise

Data represents payments made from the start of the MWSBE program up to 05/31/2018.

Minority, Women and Small Business Enterprise Payment Reporting

COMPLETED CONTRACTS



SUMMARY TOTALS		MBE		WBE		SBE	
M/WBE Summary Totals	\$ 128,684,944.08	ACTUAL	PAYMENTS	ACTUAL	PAYMENTS	ACTUAL	PAYMENTS
SBE Summary Totals	\$ 16,433,918.99	9.15%	\$ 11,777,464.87	6.15%	\$ 7,910,758.53	19.39%	\$ 3,185,920.49

*Categories highlighted below indicates the Prime has either met or exceeded the target.

CONTRACT NO.	CONTRACTOR / CONSULTANT	CONTRACT VALUE	MBE GOAL 7.0 %	MBE PAYMENTS	WBE GOAL 3.0 %	WBE PAYMENTS	SBE GOAL 25.0 %	SBE PAYMENTS
DB-427B	A.P. Construction	\$ 4,356,866.00	10.00%	\$ 435,686.60	7.30%	\$ 318,051.22		\$ -
T/TS-573A	A.P. Construction	\$ 7,823,588.00	7.69%	\$ 601,633.92	4.92%	\$ 384,920.53		\$ -
T-440BR	A.P. Construction	\$ 4,608,295.33	11.70%	\$ 539,170.55	7.33%	\$ 337,788.05		\$ -
TTS-476A-2	A.P. Construction	\$ 3,511,153.06	7.20%	\$ 252,803.02	5.50%	\$ 193,113.42		\$ -
T-472A	Allied Painting	\$ 15,595,983.76	9.70%	\$ 1,512,810.42	15.00%	\$ 2,339,397.56		\$ -
C-443A	Ammann & Whitney	\$ 770,909.81	10.00%	\$ 77,090.98	14.00%	\$ 107,927.37		\$ -
C-445A	Ammann & Whitney	\$ 920,304.08	7.20%	\$ 66,261.89	3.20%	\$ 29,449.73		\$ -
T-474A	Bracy Contracting	\$ 2,660,000.00	6.05%	\$ 160,930.00	2.87%	\$ 76,342.00		\$ -
C-474A	Brinjac	\$ 287,603.87	8.00%	\$ 23,008.31	9.00%	\$ 25,884.35		\$ -
C-627A	Buchart Horn	\$ 132,374.35	0.00%	\$ -	0.00%	\$ -		\$ -
C-598A	Burns Group	\$ 408,272.00		\$ -		\$ -	8.00%	\$ 32,661.76
C-454A	Carroll Engineers	\$ 500,000.00	18.10%	\$ 90,500.00	5.90%	\$ 29,500.00		\$ -
C-543A	Cherry Weber	\$ 612,233.00		\$ -		\$ -	28.30%	\$ 173,261.94
C-639A	Cherry Weber	\$ 401,455.40	18.10%	\$ 72,663.43	5.90%	\$ 23,685.87		\$ -
T-498A	Cornell & Co.	\$ 1,999,015.22	9.30%	\$ 185,908.42	6.30%	\$ 125,937.96		\$ -
T-554A	Dayspring Electric	\$ 232,117.66	0.00%	\$ -	0.00%	\$ -		\$ -
C-454B	French & Parello	\$ 500,000.00		\$ -		\$ -	17.00%	\$ 85,000.00
C-453A	Gannett Fleming	\$ 1,000,000.00	5.33%	\$ 53,300.00	0.87%	\$ 8,700.00		\$ -
C-598B	Gannett Fleming	\$ 367,353.90		\$ -		\$ -	8.95%	\$ 32,878.17
C-566A	Greenman Pedersen	\$ 350,675.02	9.54%	\$ 33,464.64	0.83%	\$ 2,924.37		\$ -
C-599B	Greenman Pedersen	\$ 1,000,000.00		\$ -		\$ -	4.00%	\$ 40,000.00
CM-437A	Greenman Pedersen	\$ 2,559,020.59		\$ -		\$ -	19.50%	\$ 499,009.02
CM-440B	Greenman Pedersen	\$ 753,336.71		\$ -		\$ -	17.64%	\$ 132,888.60
T-441A	H & G Contractors	\$ 1,586,698.00	6.60%	\$ 104,722.07	1.57%	\$ 24,911.16		\$ -
C-530A	Hill International	\$ 400,000.00	2.50%	\$ 10,000.00	0.00%	\$ -		\$ -
CM-427B	Hill International	\$ 629,749.00		\$ -		\$ -	13.60%	\$ 85,645.86
CM-447B	Hill International	\$ 973,401.52	4.10%	\$ 39,909.46	2.10%	\$ 20,441.43		\$ -
CM-442A	Hill International	\$ 319,826.73		\$ -		\$ -	25.14%	\$ 80,404.44
CM-573A	Hill International	\$ 1,038,384.48	6.20%	\$ 64,379.84	5.80%	\$ 60,226.30		\$ -
T-506A	HRI	\$ 13,727,411.69	7.17%	\$ 984,255.42	2.91%	\$ 399,467.68		\$ -
TS-505A	IEW	\$ 661,352.00	55.00%	\$ 363,743.60	8.93%	\$ 59,058.73		\$ -
DB-563A	J. Fletcher Creamer	\$ 1,283,717.00	15.00%	\$ 192,557.55	4.00%	\$ 51,348.68		\$ -
TTS-634AR	J. Fletcher Creamer	\$ 896,808.00	8.35%	\$ 74,885.53	0.42%	\$ 3,755.75		\$ -
T-437A	J.D. Eckman	\$ 24,412,321.90	7.48%	\$ 1,826,041.68	3.04%	\$ 742,134.59		\$ -
TS-442A	James A. Anderson	\$ 2,149,268.62	6.30%	\$ 135,403.92	1.30%	\$ 27,940.49		\$ -
TS-443A	James A. Anderson	\$ 2,461,975.00	0.00%	\$ -	6.10%	\$ 150,180.48		\$ -

MBE = Minority Business Enterprise / WBE = Women Business Enterprise / SBE = Small Business Enterprise
Data represents payments made from the start of the MWSBE program up to the completion of each referenced contract.

SUMMARY TOTALS		MBE		WBE		SBE	
M/WBE Summary Totals	\$ 128,684,944.08	ACTUAL	PAYMENTS	ACTUAL	PAYMENTS	ACTUAL	PAYMENTS
SBE Summary Totals	\$ 16,433,918.99	9.15%	\$ 11,777,464.87	6.15%	\$ 7,910,758.53	19.39%	\$ 3,185,920.49

*Categories highlighted below indicates the Prime has either met or exceeded the target.

T-543A	James D. Morrissey	\$ 6,683,640.40	4.80%	\$ 320,814.74	8.64%	\$ 577,466.53		\$ -
CM-444A	JMT	\$ 905,196.00	9.50%	\$ 85,993.62	2.80%	\$ 25,345.49		\$ -
CM-506A	JMT	\$ 1,459,000.00	7.65%	\$ 111,613.50	2.40%	\$ 35,016.00		\$ -
CM-543A	JMT	\$ 752,729.58		\$ -		\$ -	30.60%	\$ 230,335.25
C-506A	KS Engineers	\$ 1,156,622.33	63.38%	\$ 733,067.23	13.44%	\$ 155,450.04		\$ -
TTS-476A-1	Kyle Conti	\$ 4,128,641.00	0.09%	\$ 3,715.78	9.00%	\$ 371,577.69		\$ -
DB-562A	M.L. Ruberton	\$ 344,492.68	8.30%	\$ 28,592.89	3.80%	\$ 13,090.72		\$ -
T-475A	Miniscalco	\$ 68,229.51	2.25%	\$ 1,535.16	1.20%	\$ 818.75		\$ -
TS-445A	Neshaminy Contractors	\$ 6,285,926.10	16.90%	\$ 1,062,321.51	2.70%	\$ 169,720.00		\$ -
TS-447B	Neshaminy Contractors	\$ 8,955,586.24	8.60%	\$ 770,180.42	2.58%	\$ 231,054.12		\$ -
C-437B	Parsons Brinkerhoff	\$ 2,254,674.00		\$ -		\$ -	22.54%	\$ 508,203.52
C-437A	Pennoni Associates	\$ 764,181.39		\$ -		\$ -	24.00%	\$ 183,403.53
C-455B	Remington & Vernick	\$ 400,000.00		\$ -		\$ -	2.49%	\$ 9,960.00
TS-444A	Road-Con	\$ 7,814,850.68	4.87%	\$ 380,583.23	0.31%	\$ 24,226.04		\$ -
T-639A	Road-Con	\$ 3,324,313.00	0.00%	\$ -	13.90%	\$ 462,079.51		\$ -
T-624A	Sparwick	\$ 874,601.00	7.60%	\$ 66,469.68	0.75%	\$ 6,559.51		\$ -
C-440B	Stantec	\$ 728,011.79	4.75%	\$ 34,580.56	2.80%	\$ 20,384.33		\$ -
C-440A	Stantec	\$ 405,011.03	4.80%	\$ 19,440.53	6.60%	\$ 26,730.73		\$ -
C-600A	STV	\$ 800,000.00		\$ -		\$ -	12.60%	\$ 100,800.00
CM-472A	STV	\$ 1,728,385.40		\$ -		\$ -	23.80%	\$ 411,355.73
CM-474A	STV	\$ 291,172.17	0.00%	\$ -	0.00%	\$ -		\$ -
C-538A	STV	\$ 500,000.00	1.25%	\$ 6,250.00	31.20%	\$ 156,000.00		\$ -
CM-443A	STV	\$ 204,152.63	16.75%	\$ 34,195.57	11.00%	\$ 22,456.79		\$ -
CM-445A	STV	\$ 682,064.44		\$ -		\$ -	26.00%	\$ 177,336.75
CM-498A	STV	\$ 571,665.66	12.00%	\$ 68,599.88	2.40%	\$ 13,719.98		\$ -
C-453B	T & M Associates	\$ 1,000,000.00		\$ -		\$ -	18.90%	\$ 189,000.00
C-07-11	Transystems	\$ 747,493.55		\$ -		\$ -	21.05%	\$ 157,347.39
C-447B	Transystems	\$ 666,016.64	8.00%	\$ 53,281.33	2.00%	\$ 13,320.33		\$ -
CM-476A	Trumbull	\$ 699,250.00	13.60%	\$ 95,098.00	6.10%	\$ 42,654.25		\$ -
C-505A	Urban Engineers	\$ 154,598.70		\$ -		\$ -	36.50%	\$ 56,428.53
C-539A	URS Corporation	\$ 265,070.69		\$ -		\$ -	0.00%	\$ -
Total Number of Contracts	67		47		47		20	

MBE = Minority Business Enterprise / WBE = Women Business Enterprise / SBE = Small Business Enterprise
Data represents payments made from the start of the MWSBE program up to the completion of each referenced contract.

DELAWARE RIVER JOINT TOLL BRIDGE COMMISSION

Meeting of June 25, 2018

COMMUNICATIONS

The following Pages reflect the reports on those items assigned to the Communications Department. Each item is reported separately and page numbered accordingly.

DELAWARE RIVER JOINT TOLL BRIDGE COMMISSION
Meeting of June 25, 2018

**OPERATIONS INDEX
FOR
COMMUNICATIONS**

SUBJECT	DESCRIPTION	PAGE NUMBER
Communications	Status Report Month of May 2018	1-4

DELAWARE RIVER JOINT TOLL BRIDGE COMMISSION
Meeting of June 25, 2018

COMMUNICATIONS REPORT
May 2018

• **COMMISSION AWARENESS EFFORTS:**

Relighting of Trenton Makes The World Takes Sign – Worked closely with various colleagues and divisions of the Commission organization in planning, organizing, staging and executing the relighting of the iconic illuminated Trenton Makes The World Takes sign on the Lower Trenton Toll-Supported Bridge. This work involved multiple tasks by Communications: attendance at planning meetings; drafting letters of invitation to Governors state legislators, Trenton Mayor Jackson; drafting generic letter for distribution by Community Affairs Director Jodee Inscho; construction of event program and invitations of participants that included 6th Regiment United States Colored Troops Reenactors, Inc. of Trenton, Larry Rosenthal of Mercer County Veterans Services, National Anthem singer Jazmine Barrera of Trenton's Hedgepeth-Williams Middle School of the Arts, Trenton Mayor Eric Jackson and staff, Greater Trenton CEO George Sowa, Former Trenton mayor F. W. Donnelly's great granddaughter Liza Donnelly, and former free bridge advocate E. Smith Lamson's great granddaughter Anne Barber Peavy. Other tasks included: design and ordering of flashlight giveaway; drafting of content in the event program; designing and ordering of an event welcome banner that will be resized for other future Commission events; design and ordering of a commemorative cake for the occasion; drafting, distribution and posting of media advisories; research of the history of the sign and conclusively determining that the first sign on the bridge occurred in 1917 and not 1910; acquisition of rare photographs from the Trentoniana room of the Trenton library, Commission archives and historic news clipping services; and constructing a display of poster-sized images telling the story of the various bridges at the Lower Trenton location and the origins and history of the "Trenton Makes" sign.

Scudder Falls Bridge Replacement Project – Prepared and vetted various responses to project inquiries in conjunction with the project's public involvement consultants, McCormick Taylor. Made weekly posts on closed-group Facebook pages for Ewing, Lower Makefield/Yardley, and Hopewell-Pennington residents.

I-78 Bridges and Approach Slabs Rehabilitation Project – Continued efforts aimed at raising public awareness of travel restrictions associated with this project.

Delaware River Bridges Slide Program – Initiated research and culling of visual materials for slide program to be given at the June 3 meeting of the Friends of the Delaware Raritan Canal in Griggstown, N.J.

DELAWARE RIVER JOINT TOLL BRIDGE COMMISSION
Meeting of June 25, 2018

- **MEDIA RELATIONS:**

Hot Topics: New Hope Pride Fest parade crosses New Hope-Lambertville Bridge; 37th Shad Fest in Lambertville; weekend lane closures and anticipated backups on I-78 west near toll bridge; emergency sign repairs at Washington Crossing Toll-Supported Bridge; spiffing up Phillipsburg's Union Square; Scudder Falls project travel advisory; rock-slide mitigation fence on I-80 in New Jersey approaching the Delaware Water Gap Toll Bridge; fiery truck crash in I-78 work zone snarls morning drive-time traffic; Trenton Thunder fan rides wheelchair on Route 29 to game; I-78 weekend work delayed by rain forecasts; hard hitting storms prove deadly; Joe Donnelly to give talk about New Hope-Lambertville Bridge; Chamber of Commerce fireworks to resume near New Hope-Lambertville Bridge; Scudder Falls cited in article on Bucks County construction projects; former DRJTBC Commissioner Ed Smith named freeholder of the year in Warren County; Phillipsburg riverfront plan; Trenton man leads police on wild chase; Lehigh Valley hurricanes in last 75 years; Memorial Day in Easton and Phillipsburg involves a bridge ceremony; 3 rescued after boat capsizes near bridge.

- **COMMUNITY AFFAIRS:** (Please refer to Community Affairs report)

Compiled various invite lists for the May 31 Trenton Makes The World Takes sign relighting ceremony. Drafted or reviewed various communications in coordination with Community Affairs Director Jodee Inscho.

INTERNAL/EXTERNAL COMMUNICATIONS

- Issued 15 press releases/travel advisories in May. The lion's share of these products were relative to construction activities and associated travel impacts along the Commission's I-78 westbound segment in New Jersey and the Scudder Falls Bridge Replacement Project. Other topics included the relighting ceremony for the "Trenton Makes The World Takes" sign on the Lower Trenton Bridge, a roughly 10-day closure of the Delaware & Raritan Canal towpath in New Jersey near the Scudder Falls Bridge, and a special travel alert on an emergency closure of the Washington Crossing Bridge.
- A total of 13,700 sessions (visits) were recorded during May for the Commission's website – www.drjtbc.org. That is an increase over April, when 12,613 sessions were recorded. It's also an increase over May 2017, when 10,490 sessions were recorded.
- Thoroughly reviewed all 1911 editions of Trenton Sunday Times Advertiser to determine that the former "old iron bridge" at Lower Trenton never carried a "world Takes – Trenton Makes" sign as misreported in several recent publications. (Contacted local historian who made this assertion prior to conducting the research.
- Answered various I-78 project travel inquiries.
- Contacted Suzanne Hickey, granddaughter of form Commission Chief Engineer Edwin Denzler to inquire about her potential attendance at Lower Trenton sign dedication ceremony.

DELAWARE RIVER JOINT TOLL BRIDGE COMMISSION
Meeting of June 25, 2018

- Responded to Express-Times and NJ101.5 reporters regarding fiery truck crash on I-78.
- Fixed fonts on Scudder Falls Bridge project page; updated Route 175 detour map to depict resigned I-295 instead of former I-95.
- Attend Delaware River aerial photography lecture at Riegelsville Public Library.
- Reviewed and edited Route 29 south detour map and worked with web consultants to post on Scudder Falls Project website. Map also was distributed with weekly project travel advisory.
- Coordinated with NJDOT press office on the Route 29 south closures and detours.
- Communicated with Transcom/NJ511 and various social media outlets concerning I-78 travel restrictions.
- Worked with Stokes Creative Group to reorder and shorten content on homepage of the Scudder Falls Bridge Replacement Project website.
- Participated in conference call on ongoing public outreach for re-designation of orphan I-95 segment to I-295.
- Relayed Facebook posting and photograph on illegal tractor-trailer crossings at Riegelsville Bridge.
- Provided aerial photograph of Scudder Falls Bridge construction to NJ101.5 radio reporter Dan Alexander.
- Responded to interview request from WNJR radio news reporter regarding I-78 weekend lane closures.
- Corresponded with aerial photographer analyst Mike McCann regarding proposed Brownsburg-Moore Station Bridge that apparently never was built, yet appears on circa 1870s Mercer County map.
- Coordinated with Laura Poll of the Trenton Library regarding historical photographs and news clippings for the May 31 ceremonial relighting of the Trenton Makes The World Takes sign.
- Draft action list for planning the May 31 event.
- Attended planning meetings (2) for the May 31 event.
- Contacted John Mozes of the Trenton Thunder baseball team's administrative offices to discuss ballgame and traffic implications of game and fireworks show scheduled for the night of May 31.
- Discussed photographic trail of Lower Trenton Bridge with author, bridge historian and engineer Frank Griggs.
- Communicated onset date of upcoming D&R Canal closure with various stakeholder parties.
- Met with Lower Makefield landowner regarding storm runoff system near intersection of Taylorsville and Woodside roads.
- Forwarded historical clipping of interest to Lambertville Historical Society's Fred Eisinger.
- Added April-May project progress photos to Scudder Falls Bridge Replacement Project website.
- With assistance from the accounting department, responded to traffic and toll collection data request from IBTTA's Bill Cramer.

DELAWARE RIVER JOINT TOLL BRIDGE COMMISSION
Meeting of June 25, 2018

- Communicated with Sally Lane of the Trenton Historical Society regarding prospective speakers for May 31 bridge sign lighting event and the sign's history.
- Ascertained with the assistance of Stokes Creative Group the cost of possibly including a clip from a 1954 movie in a video being produced on the Lower Trenton bridge sign. The clip from the movie Human Desire depicts actor Glenn Ford as the engineer behind the controls of diesel engine crossing the Delaware River with the Trenton Makes the World Takes sign in the background.
- Participated in phone conference on conversion of I-95 orphan segment to I-295.
- Responded to inquiry regarding online access to Commission personnel and salaries.
- Removed Facebook post from individual harassing a toll taker.
- Attended May 24 early morning testing of thoroughly completed and tested Trenton Makes lighting system.
- Visited Italian People's Bakery in Trenton to go over prospective design of cake for May 31 relighting ceremony.
- Corresponded with organizer of June 19 bridge talk regarding inclusion of 2014 200th anniversary video of New Hope-Lambertville Toll Bridge.
- Posted, at Engineering Department's request, an addendum and revised RFP for procurement number T-711A.
- Coordinated with Bellevue Communications staff and New Hope Photo shop regarding ordering and delivery of historical display boards for May 31 sign relighting event.

DELAWARE RIVER JOINT TOLL BRIDGE COMMISSION

Meeting of June 25, 2018

**OPERATIONS INDEX
FOR
COMMUNITY AFFAIRS**

SUBJECT	DESCRIPTION	PAGE NUMBER
Community Affairs	Status Report Month of May 2018	1

DELAWARE RIVER JOINT TOLL BRIDGE COMMISSION
Meeting of June 25, 2018

Community Affairs Report

May 2018

The following Community Affairs activity took place during May 2018:

Scudder Falls Public Involvement

Assisted in review and response to messages received via the Commission and Scudder Falls project websites, as appropriate. Concerns included construction noise, detours/road closures, and drainage on neighboring property.

Lower Trenton Toll-Supported Bridge sign relighting

Assisting in planning and execution of ceremony to mark the re-lighting of the "Trenton Makes The World Takes" sign. It was a very successful event.

I-78 Bridges and Approaches Rehabilitation Project: Attended progress meeting at field office. Responded to several motorist emails and phone calls regarding weekend lane closures. Was contacted by PENNDOT officials asking to be included on distribution list of lane closures, even if the closures are on the New Jersey side of the bridge.

New Hope-Lambertville (Rt. 202) Toll Bridge:

Produced public information post cards and flyer for distribution in advance of New Hope-Lambertville (Rt. 202) Toll Bridge floor system rehabilitation project.

Workplace Safety Committee

Attended meeting of the Workshop Safety Committee and facility inspection at the Easton-Phillipsburg toll facility.

Commission Newsletter

Completed spring edition of Commission newsletter.

Various Community Relations

Replied to various customer and community inquiries, including request for wedding photos and Memorial Day event.

DELAWARE RIVER JOINT TOLL BRIDGE COMMISSION

Meeting of June 25, 2018

ENGINEERING

The following Pages reflect the reports on those items assigned to the Engineering Department. Each item is reported separately and page numbered accordingly.

DELAWARE RIVER JOINT TOLL BRIDGE COMMISSION
Meeting of June 25, 2018
PROJECT STATUS REPORT

FACILITY	PM/PAM	CONTRACT DESCRIPTION	PAGE NO.
Trenton-Morrisville Toll Supported Bridge	RJZ/RWL	Southern Operations & Maintenance Facilities Improvements <ul style="list-style-type: none"> Preliminary, Final, & Post Design Services, C-519A 	1
Lower Trenton Toll Supported Bridge	CTH/RWL	Trenton Makes Sign <ul style="list-style-type: none"> Replacement of Sign, Design, C-628A-7 Construction Management, C-703A-1 Promotional Video, C-703A-2 Construction, TS-687A 	1-2
	CAS/RWL	NJ Approach Traffic Signal Upgrades <ul style="list-style-type: none"> Design Contract C-627B-4 	2
	VMF/CAS	<ul style="list-style-type: none"> Construction Contract, TS-699A 	3
Scudder Falls Toll Supported Bridge	KMS/RWL	Scudder Falls Bridge Replacement Project <ul style="list-style-type: none"> Final Design Services, Contract C-660A Construction Contract, T-668A 	3-4
	CTH/KMS	<ul style="list-style-type: none"> Construction Management, CM-669A 	4
	CLR/KMS	<ul style="list-style-type: none"> Construction Inspection, PA Approaches, CI-671A Construction Inspection, Main River, CI-672A 	4-5
	VMF/CLR/KMS	<ul style="list-style-type: none"> Construction Inspection, NJ Approaches, CI-673A 	5
	KMS/RWL	DMC Services for Construction of the SFB Project <ul style="list-style-type: none"> Oversight of Final Design, C-502A-2I 	6-7
	CTH/KMS	Public Involvement Services <ul style="list-style-type: none"> Design Contract, C-662A 	7
	KMS/RWL	Capital Program Management Consultant (CPMC) & Design Management Consultant (DMC) Services for the I-95/Scudder Falls Bridge Improvement Project <ul style="list-style-type: none"> CPMC Services 2018 through 2021, C-502A-1M 	8
	VMF/CLR/KMS	Interim Deck Repairs <ul style="list-style-type: none"> Construction Contract TS-677A 	8
	CAS/RWL	Commission Administration Building at Scudder Falls <ul style="list-style-type: none"> Design Contract, C-707A Construction Management, CM-707A Construction, T-707A 	8-9
New Hope-Lambertville Toll Bridge	WMC/RFM	Floor System Rehabilitation <ul style="list-style-type: none"> Design Services, C-702B-2 Construction, T-708A CM/CI Services, C-703A-5 	9-10
I-78 Toll Bridge	RJZ/RWL	I-78 Toll Bridge Maintenance Garage <ul style="list-style-type: none"> Preliminary, Final, & Post Design Services, C-508A Code Compliance Plan Review and Inspections, C-696A-1 Construction Management Services, CM-508A Construction Contract, T-508A 	10-11

Notes: Facilities are listed South to North

The first set of initials indicate the Project Manager and the second set of initial indicate the Program Area Manager

Project Manager Legend

WMC – M. Cane
 CTH – C. Harney

RSL – R. Luciani
 VMF – V. Fischer

Program Area Manager Legend

KMS – K. Skeels
 CAS – C. Stracciolini
 RFM – Ronald Mieszkowski

RJZ – R. Zakharia
 RLR – R. Rash
 CLR – C. Rood

DELAWARE RIVER JOINT TOLL BRIDGE COMMISSION
Meeting of June 25, 2018
PROJECT STATUS REPORT

I-78 Toll Bridge	VMF/CTH/KMS	I-78 Bridges and Approach Slab Rehabilitation <ul style="list-style-type: none"> • Design Contract, C-644A • Construction Management/Inspection, CM-644A • Construction, T-644A 	12-13
	VMF/CTH/KMS	Restriping of the Merge Lanes Exiting the Toll Plaza <ul style="list-style-type: none"> • Design Contract, C-628A-8 	13
Easton-Phillipsburg Toll Bridge	CTH/RWL	Salt Storage Facility <ul style="list-style-type: none"> • Design, C-702B-3 	14
Milford-Montague Toll Bridge	CTH/RWL	Salt Storage Facility <ul style="list-style-type: none"> • Design, C-702B-4 • Construction Management, C-703A-3 • Construction, T-717A 	14-15
Multiple Facilities and/or Commission- Wide	JRB/RFM	Approach Roadway Improvements at the Centre Bridge-Stockton, New Hope-Lambertville, and Uhlerstown-Frenchtown Toll Supported Bridges <ul style="list-style-type: none"> • Design, C-715A-1 	15
	RJZ/RWL	Phase 1 Toll Collection Counting Facilities - District 2 & 3 <ul style="list-style-type: none"> • Preliminary, Final & Post Design Services, C-696B-1 	16
	WMC/RWL	Electronic Surveillance/ Detection System <ul style="list-style-type: none"> • ESS Maintenance Contract, DB-575A • ESS Request for Proposal Development, C-701A-6 	16
	CAS/RWL	Electronic Toll Collection <ul style="list-style-type: none"> • Customer Service Center/Violation Processing Center Project, DB-584A 	17
	CAS/RSL	<ul style="list-style-type: none"> • Traffic Count Program Upgrade, DR-550A 	17
	CAS/RWL	Electronic Toll Collection System Replacement <ul style="list-style-type: none"> • Design, Build, and Maintain, DB-540A • Toll System Performance Review and Audit/Operational Assessment, C-701A-3 • Toll Plaza LED Sign Installation & Integration, C-701A-4 • All Electronic Tolling Study, C-701A-5 	17-19
	CAS/RWL	Level 3 Investment Grade Traffic & Revenue Forecasts <ul style="list-style-type: none"> • C-549AR 	19
	RFM/RWL	Bridge Monitoring System <ul style="list-style-type: none"> • Design for Select Bridges, C-628B-6 	19-20
	RJZ/RWL	Buildings & Facilities Energy Conservation Measures <ul style="list-style-type: none"> • Preliminary, Final & Post Design Services, C-657A-3 • Construction Management Services, C-696A-2 • Construction, Electrical, T-645A • Construction, Mechanical, T-645B 	20-22
	RFM/RWL	General Engineering Consultant Annual Inspections <ul style="list-style-type: none"> • 2015-2016 Annual Inspections, C-684A 	22
	CAS/RWL	2015-2016 Traffic Engineering Consultant <ul style="list-style-type: none"> • C-686A 	23

Notes: Facilities are listed South to North

The first set of initials indicate the Project Manager and the second set of initial indicate the Program Area Manager

Project Manager Legend

WMC – M. Cane
CTH – C. Harney

RSL – R. Luciani
VMF – V. Fischer

Program Area Manager Legend

KMS – K. Skeels
CAS – C. Stracciolini
RFM – Ronald Mieszkowski

RJZ – R. Zakharia
RLR – R. Rash
CLR – C. Rood

DELAWARE RIVER JOINT TOLL BRIDGE COMMISSION

**June 25, 2018
PROJECT STATUS REPORT**

SOUTHERN OPERATIONS & MAINTENANCE FACILITIES IMPROVEMENTS PRELIMINARY, FINAL & POST DESIGN SERVICES C-519A

This contract is for Preliminary, Final and Post-Design Services for space utilization improvements at New Hope Lambertville Toll Bridge Executive Headquarters and the demolition and reconstruction of the Trenton Morrisville Toll Bridge Administration Building as identified under a Task Order Assignment for Space Utilization Program and Concept Study.

In accordance with the Commission's February 26th Regular Monthly Commission Meeting, this Contract was awarded to Gannett Fleming, Architects Inc. (GF). Accordingly; a Notice of Award and Limited Notice to Proceed was issued to GF effective February 27, 2018.

A Kick-Off Meeting was conducted with GF on March 20, 2018, and a record room site visits to review and obtain existing records documents was conducted on March 27, 2018. GF is currently conducting existing condition surveys at the New Hope Toll Bridge Facility, contacting all existing public utilities and updating the Bondry & Topographic surveys at Trenton Morrisville site. Consultant is also conducting users' meeting and updating the Space Utilization Program to serve the Commission's current operations and anticipated needs in the foreseeable future.

LOWER TRENTON TOLL-SUPPORTED BRIDGE

REPLACEMENT OF "TRENTON MAKES THE WORLD TAKES SIGN" LIGHTING ELEMENTS

**DESIGN
Task Order Assignment No. C-628A-7**

Dewberry was issued Notice to Proceed effective November 29, 2016. A project kick-off meeting was held with Dewberry and their sub-consultants, The Lighting Practice & ACT Engineers, on December 2, 2016. Local stakeholder meetings were held on February 1st & 2nd 2017 briefing attendees on the sign lighting concept and schedule moving forward. The designer submitted final construction bid documents and assisted with bid review/evaluations Dewberry is assisting with final training as necessary.

DELAWARE RIVER JOINT TOLL BRIDGE COMMISSION

June 25, 2018

PROJECT STATUS REPORT

CONSTRUCTION MANAGEMENT Task Order Assignment No. C-703A-1

Urban Engineers was issued Notice to Proceed effective June 26, 2017. A project kick-off meeting was held with Urban on July 14, 2017. Urban is providing a part time Project Manager, full time Resident Engineer/Inspector and part time Scheduler through this task order assignment. Urban is assisting with project closeout tasks and final training as necessary.

PROMOTIONAL VIDEO Task Order Assignment No. C-703A-2

Urban Engineers was issued Notice to Proceed effective October 20, 2017. A project kick-off meeting was held with Urban and Stokes on October 20, 2017. Urban is working with Stokes Creative Group to produce a promotional video highlighting the history and relighting efforts associated with the "Trenton Makes The World Takes" sign. Stokes continues to monitor project progress.

CONSTRUCTION Contract No. TS-687A

At the May 22, 2017 Commissioners Meeting, the Commission awarded Contract TS-687A, Lower Trenton Toll-Supported Bridge, Replacement of Sign Lighting Elements to Carr & Duff, Inc. The Commission issued the full Notice to Proceed effective June 26, 2017.

Carr & Duff have concluded tasks related to replacing the sign lighting elements. System training is continuing as well as project closeout efforts. A successful sign lighting ceremony was held on the evening of May 31, 2018.

LOWER TRENTON TOLL-SUPPORTED BRIDGE

NJ APPROACH TRAFFIC SIGNAL UPGRADES Contract No. C-627B-4

Carr & Duff completed all equipment installation and punch list items. French and Parrello Associates is preparing the as-builts drawings. Upon issuance of final payment and execution of the project closeout change order, this task order assignment will be closed.

DELAWARE RIVER JOINT TOLL BRIDGE COMMISSION

June 25, 2018 PROJECT STATUS REPORT

Construction
Contract No. TS-699A

Carr & Duff, Inc. (C&D) was awarded this contract at the Commission's March 2017 meeting and issued their full Notice to Proceed effective April 21, 2017.

Project substantial completion was met on February 14, 2018. Pay Estimate No. 3/Final and Change Order No. 2/Final were processed and all project warranties and deliverables were submitted by Carr & Duff. The final as-built plans are being worked on and, once submitted, this project will be closed out.

SCUDDER FALLS BRIDGE REPLACEMENT PROJECT

FINAL DESIGN
Contract No. C-660A

During the May reporting period Michael Baker Jr., Incorporated (Baker) of Hamilton New Jersey, continued their coordination and support with the utility relocation effort in PA and NJ; continued to review and respond to various Requests for Information (RFIs) and submittals from the Contractor and the Construction Manager; and, attended Contract T-668A Progress Meetings; and, various technical meetings involving design issues with the Contractor and CM/CI team. Baker was also involved in the ongoing coordination of drainage revisions that impact the PA Delaware Canal with the PA DCNR and the other agencies with oversight.

Construction
Contract No. T-668A

Trumbull Corporation of Pittsburgh, PA (Trumbull) was awarded the Scudder Falls Bridge Replacement Construction Contract T-668A in the amount of \$396,000,000.00 at the Commission's January 30, 2017 Meeting. The Commission issued a full Notice to Proceed on March 3, 2017.

Coordination Meetings continued between the Contractor and the Commission's Project team to discuss Project schedule, progress, and planning for ongoing and/or upcoming construction activities. Trumbull continued to submit Requests for Information (RFI's) and make required project submittals throughout this reporting period. To date there have been a total of 440 Contractor RFIs and a total of 760 Contractor Submittals. Trumbull and the Construction Manager (Hill/Jacobs) have also been coordinating on the Baseline CPM Schedule progress updates. The latest schedule submission by Trumbull was Baseline CPM Schedule 16R, submitted on May 24, 2018, which is currently being reviewed by the CM. According to this latest schedule, all milestone dates are currently being shown to be met.

DELAWARE RIVER JOINT TOLL BRIDGE COMMISSION

June 25, 2018 PROJECT STATUS REPORT

Trumbull has work areas extending throughout the project limits in order to complete parallel activities on the project. During the month of May Trumbull continued with ongoing activities in PA and NJ. In PA work continued on the construction of the T-Wall and drainage in the I-95 median; the I-95 Bridges over Taylorsville Road and the Delaware Canal; and, the roadway and Bridge Monitor/All Electronic Toll Building site retaining walls. On the Main River Bridge, work continued on the Main River Bridge Abutment 2 in NJ; and, Abutment No. 1, and Piers 1, 2, 3, and 4 in PA; In NJ, work continued on I-95 access Ramp C Bridge and Ramp G Bridge abutments and associated foundations as well as steel erection for each of these bridge structures; and, infield area grading for the downstream roundabout. It should be noted that the in-water restriction period for work in the Delaware River that could impact the river bottom remains in effect until July 1st. The only work in the river that can be performed during this period must be done within the pier cofferdams.

CONSTRUCTION MANAGEMENT Contract No. CM-669A

At the October 31, 2016 Commissioners Meeting, the Commission awarded Contract No. CM-669A, Construction Management Services for the Scudder Falls Bridge Replacement project to Hill International (Hill) of Philadelphia, PA for an amount not-to-exceed \$25,015,066.98. Hill was provided with Notice of Award and Limited Notice to proceed on November 2, 2016. Hill was then issued a Full Notice to Proceed on January 31, 2017, in parallel with the award of the Scudder Falls Bridge Replacement Contract T-668A at the same meeting.

The Hill team continues to supply construction management personnel as necessary, monitor Trumbull's performance and progress, conduct bi-weekly progress meetings, oversee and coordinate the three (3) construction inspection firms, perform utility coordination in NJ & PA, perform schedule reviews, conduct bi-weekly scheduling meetings, maintain document control, perform health and safety inspections, adjust project staffing as required, address material testing and inspection plan requirements, prepare monthly contractor invoices and manage overall project budget.

Construction Inspection of PA Approach Contract No. CI-671A

This Contract is for Construction Inspection (CI) Professional Services for the PA Approach Roadway Improvements portion of the Scudder Falls Bridge Replacement Project, Contract T-668A. TRC Engineers, Inc. (TRC) of Plymouth Meeting, PA was awarded this contract at the February 27, 2017 Commissioners' Meeting; and issued a full Notice to Proceed effective March 29, 2017.

During this reporting period TRC continued supplying inspectors to work on the Project under the supervision of the Construction Manager with presently five (5) full time inspectors being on board. Additional Inspectors will be provided as the need arises based on the Contractor's schedule.

DELAWARE RIVER JOINT TOLL BRIDGE COMMISSION

June 25, 2018 PROJECT STATUS REPORT

Construction Inspection of Main River Bridge Contract No. CI-672A

This Contract is for Construction Inspection (CI) Professional Services for the Main River Bridge portion of the Scudder Falls Bridge Replacement Project, Contract T-668A. WSP/Parsons Brinckerhoff, Incorporated (PB) of Lawrenceville, NJ was awarded this contract at the February 27, 2017 Commissioners' Meeting; and issued a full Notice to Proceed effective March 22, 2017.

During this reporting period PB continued supplying inspectors to work on the Project under the supervision of the Construction Manager. PB recently began supplying an additional inspector bringing the number of inspectors presently being supplied to five (5) full time inspectors. Additional Inspectors may be provided as the need arises based on the Contractor's schedule.

Construction Inspection of NJ Approach Contract No. CI-673A

This Contract is for Construction Inspection (CI) Professional Services for the NJ Approach Roadway Improvements portion of the Scudder Falls Bridge Replacement Project, Contract T-668A. Gannett Fleming, Inc. (GF) of South Plainfield, NJ was awarded this contract at the February 27, 2017 Commissioners' Meeting and issued a full Notice to Proceed effective March 29, 2017.

During this reporting period GF maintained the contract's full complement of five (5) inspectors to work on the New Jersey approach portion of this project under the supervision of the Construction Manager. There was one staff change during this period where an original GF inspector came back from a medical leave replacing a temporary inspector. GF inspectors are also performing the quality control tests on the concrete that is poured within the New Jersey approach portion of the project. Additional Inspectors may be provided as the need arises based on the Contractor's schedule.

DELAWARE RIVER JOINT TOLL BRIDGE COMMISSION

June 25, 2018

PROJECT STATUS REPORT

DMC SERVICES THROUGH T-668A CONSTRUCTION

Task Order Assignment No. C-502A-2I

AECOM is providing DMC services during the construction of the Scudder Falls Bridge Replacement Project, Contract T-668A, under this Task Order Assignment, which began on April 1, 2017.

The DMC Services include support to the Commission with the following: environmental agency coordination; environmental permitting; environmental monitoring services; construction survey support services; Contracts C-660A and T-668A progress support; and, administration of the three (3) SFB Project Construction Inspection (CI) Contracts.

Environmental Agency Coordination – Continuous services providing Project-wide assistance with environmental activities including agency site visits; contractor inquiries associated with existing permits obtained by the Commission; and, monitoring and implementation of existing environmental mitigation stipulations associated with pre-construction project permits and agency agreements.

Environmental Permitting - In Pennsylvania, coordination continued with the USACE and the PADEP regarding a drainage alternative to the 48" Pipe Jack-and-Bore operation in PA. Coordination with the USACE and PADEP is ongoing for this modification due to each having oversight in this area.

Environmental Monitoring Services – These services are required to take place throughout construction of the SFB Replacement Project to meet Project permit requirements. Services performed during this reporting period included weekly monitoring of the project site for compliance with environmental requirements. Archaeological Monitoring services are also being performed for certain NJ excavation activities in conformance with the Project's Programmatic Agreement although no archaeological monitoring work was performed this reporting period. Weekly Peregrine Falcon monitoring also took place during this reporting period. Since no peregrine falcons have been reported to be seen nesting within the project area, the PA Game Commission has notified the Commission that the falcon monitoring for the remainder of the 2018 monitoring season can be halted. We will have to resume monitoring the week of February 15th of 2019. Also during the month of May, cofferdam monitoring began when water levels in the Delaware River overtopped the cofferdams. This work was performed by ACT Engineers, a sub-consultant to AECOM.

Contracts C-660A and T-668A Progress Support - DMC services during this reporting period included participation in the work flow for review and distribution of the contractor's submittals and requests for information; ongoing coordination with the Baker Team on RFI and contractor submittal responses; design and/or construction issue trouble-shooting and resolution support with involvement in the various technical issues meetings with the CM and the Contractor; ongoing utility relocation work and existing facility interface coordination support ; utility design coordination between the Commission's District 1 Administration Building Design and SFB Replacement Project construction projects; and, coordination with Commission Operation's and

DELAWARE RIVER JOINT TOLL BRIDGE COMMISSION

**June 25, 2018
PROJECT STATUS REPORT**

ESS Departments on maintenance of the existing equipment within the SFB Project construction zone.

CI Contract Administration – As Project Managers for the three (3) Construction Inspection (CI) contracts associated with the Scudder Falls Bridge project, coordinated with the CI firms for the supplying of inspectors to the project as requested by the Construction Manager; administer the CI contracts and address any contractual needs.

SCUDDER FALLS BRIDGE REPLACEMENT PROJECT

PUBLIC INVOLVEMENT SERVICES

**FINAL DESIGN
Contract No. C-662A**

McCormick Taylor, Inc. (MT) was awarded this Public Involvement (PI) Contract at the Commission's September 28, 2015 Meeting, and issued Notice to Proceed effective October 29, 2015. A kickoff meeting was held with MT on November 25, 2015. The Commission provided comments to MT's draft PI plan and is awaiting a revised draft. MT has attended numerous C-660A progress meetings, and has successfully taken responsibility of maintaining the project hotline and website. MT organized and participated in the March 15, 2016 Open House/ No Net Loss Public Hearing held in Ewing Township and April 27, 2016 Pennsylvania Noise Walls Update Meeting. MT organized and participated in the July 19th & 21st District I Open House/Toll Hearings held in Ewing Township (NJ) and Lower Makefield Township (PA) respectively. MT also organized and participated in August 2nd & 4th District II Toll Hearings in Easton (PA) and Phillipsburg (NJ) respectively also and the August 9th & 11th District III Toll Hearings held in Montague (NJ) & East Stroudsburg (PA) respectively. MT has finalized the open house/toll hearing summary report from these events. MT's public involvement effort focuses on regularly communicating project activities to officials, stakeholders and the public, as well as informing motorists of near-term construction stage travel implications, performing public involvement initiatives and market research activities and development of discussion guides and analysis related the implementation of the new toll, and payment options related to All-Electronic Tolling. MT has finalized a new project specific logo and is updating the project website.

DELAWARE RIVER JOINT TOLL BRIDGE COMMISSION

June 25, 2018

PROJECT STATUS REPORT

CAPITAL PROGRAM MANAGEMENT CONSULTANT (CPMC) & DESIGN MANGEMENT CONSULTANT (DMC) SERVICES FOR THE I-95/SCUDDER FALLS BRIDGE IMPROVEMENT PROJECT

CPMC SERVICES – 2018 THROUGH 2021

Task Order Assignment No. C-502A-1M

Task Order Assignment 502A-1M, Capital Program Management Consultant (CPMC) Services for 2018 through 2021 began in April 2018. AECOM is currently providing two (2) part-time Project Managers to oversee and administer various design and construction projects that are being advanced in the Capital Improvement Program. During this reporting period, CPMC Staff continued to provide the management and oversight of Professional Services Contract C-644A, CM/CI Services Contract CM-644A, and Construction Contract T-644A for the I-78 Roadway Approach/Transition Slabs Rehabilitation and the Rehabilitation of the Cedarville Road Overpass, as well as Contract T-707A for the New Commission Administration Building and the associated CM/CI Contract CM-707A.

SCUDDER FALLS BRIDGE INTERIM DECK REPAIRS

Construction

Contract No. TS-677A

Sparwick Contracting, Inc. (SCI) completed all deck repairs and roadway striping by September 8, 2015. SCI's on-call and emergency spill repairs phase of the contract ended with the issuance of Notice to Proceed for the Scudder Falls Bridge Replacement project, T-668A on March 3, 2017.

There was no work performed during this reporting period. SCI's contract will remain open until the end of their contract call-back period, which ends on November 20, 2018.

COMMISSION ADMINISTRATION BUILDING AT SCUDDER FALLS

Design

Contract No. C-707A

The design team attended bi-weekly project status meetings, reviewed submittals and responded to request for information from the contractor. The design team also participated in a pre-construction meeting with the Bucks Country Conservation District.

DELAWARE RIVER JOINT TOLL BRIDGE COMMISSION

June 25, 2018 PROJECT STATUS REPORT

Construction Management
Contract No. CM-707A

Joseph Jingoli & Son, Inc. facilitated the bi-weekly project status meetings and the pre-construction meeting with the Bucks County Conservation District. Jingoli setup the document control system and the processes to receive and distribute project submittals and requests for information from the contractor. The construction management team is reviewing the project schedule and providing comments for the contractor to address. Staff from the construction manager are on site daily as field work by the contractor is underway.

Construction
Contract No. T-707A

Bracy Construction prepared and submitted the project schedule and safety plan. Project submittal items are underway and are being reviewed by the design team along with various requests for information. The contractor has mobilized to the site and tree/stump clearing, temporary fence installation, setup of the field office and installation of erosion and soil control items are all underway. Contact with the various utilities needed for the project is also underway.

NEW HOPE-LAMBERTVILLE TOLL BRIDGE FLOOR SYSTEM REHABILITATION

DESIGN SERVICES
Task Order Assignment No. C-702B-2

IH Engineers is reviewing all contract submittals including shop drawings, material and equipment submittals.

CONSTRUCTION
Contract No. T-708A

Progress Meeting No. 1 was held on May 21, 2018 at the Field Office in New Hope, PA and attended by representatives of Allied Painting, IH Engineers and Urban Engineers along with members of the Commission's staff. On May 29, 2018, Allied Painting began mobilizing on site.

DELAWARE RIVER JOINT TOLL BRIDGE COMMISSION

June 25, 2018 PROJECT STATUS REPORT

CM/CI SERVICES Task Order Assignment No. C-703A-5

Urban Engineers administered Progress Meeting No. 1 on May 21, 2018. Work has involved processing contract submissions and is responding to requests for information from the Contractor.

I-78 TOLL BRIDGE MAINTENANCE GARAGE PRELIMINARY, FINAL & POST DESIGN SERVICES C-508A

This contract is for Preliminary, Final and Post-Design Services for renovations and expansion at the I-78 Maintenance Garage as identified under a Task Order Assignment for Space Utilization Program and Concept Study provided by Buchart Horn, Inc. / BASCO Associates.

Burns Engineering Inc. (BE) was issued Notice of Award and Limited Notice to Proceed effective July 28, 2015, Final Design Submission and Bid Set were received on April 5, 2016, Bids were open on May 10th, reviewed by the Consultant, Commission Counsels and Contract Compliance and a Construction Contract Award was made at the June 2016 Regular Monthly Commission Meeting.

Consultant completed reviewing the Close-Out Documents and this Project is being closed.

CODE COMPLIANCE PLAN REVIEW AND INSPECTIONS Task Order Assignment No. C-696A-1

Utilizing the Commission's current Facilities Task Order Agreement with Johnson, Mirmiran & Thompson (JMT), this Task Order Assignment is to provide Code Plan Reviews, and Code Compliance Inspections on as needed basis for the I-78 Maintenance Garage Expansion Project. Said services will be provided by a Commonwealth of Pennsylvania Department of Labor and Industry (PA L&I) Certified Third-Party Agency in the appropriate building trade categories and in accordance with the current Uniform Construction Code Inspection Procedures UCC-9.

Kick-Off Meeting was conducted with JMT on February 25, 2016, and the Consultant provided Peer and Code Plan reviews of the Pre-Final Design Submission, attended the pre-final design submission review meeting, reviewed and certified the Final Design Submission to confirm all comments have been addressed.

DELAWARE RIVER JOINT TOLL BRIDGE COMMISSION

June 25, 2018

PROJECT STATUS REPORT

Consultant attended Construction Kick-Off meeting on July 12, 2016 and is currently attending periodic construction progress meeting and providing all required UCC inspections. Final Inspection was completed and Certificate of Occupancy was issued effective October 16, 2017. Final Invoice was received and Final Contract Modification reflecting completion of this Contract at 33% below budget is being processed and this Project is being closed.

CONSTRUCTION MANAGEMENT SERVICES CM-508A

This contract is for Construction Management (CM) Services in connection with the renovations and expansion of I-78 Maintenance Garage Project. As part of the CM services the Consultant scope of work includes Constructability Review of the Bid Documents during the Pre-Construction phase of T-508A.

STV Inc. (STV) was issued Notice of Award and Limited Notice to Proceed effective March 1, 2016. A meeting was held with the Consultant on March 2nd to review the Commission's expectations of the consultant's services during the Pre-Construction phase of T-508A. Constructability Review was provided by the Consultant on the Pre-Final Design Submission, attended its design review meeting on March 21, and reviewed the Final Design Submission to confirm all comments have been addressed.

STV confirmed completion of all disciplines' punch lists and the receipt of all acceptable close-out documents and warranties. Final Invoice was received and Final Contract Modification reflecting completion of this Contract \$4,067.60 below budget is being processed and this Project is being closed.

CONSTRUCTION Contract No. T-508A

Bracy Construction Inc., was awarded this construction contract at the Commission's June 2016 Meeting. Notice of Award and Limited Notice to Proceed letter was issued effective June 28, 2016. Pre-Construction Meeting was held on July 12th and a Notice to Proceed effective date of July 25th was issued in accordance with the Contract Specifications.

Certificate of Occupancy was received on October 16 for all phases of construction allowing the Commission to occupy and use the entire facility. Contractor addressed punch list items and provided supplemental close-out documents and warranties from various trades for review by the Design Consultant. Final Invoice was received and Final Change Order reflecting completion of this Contract \$203,822.97 below budget and final payment was made by the Commission. This Project is being closed.

DELAWARE RIVER JOINT TOLL BRIDGE COMMISSION

**June 25, 2018
PROJECT STATUS REPORT**

I-78 BRIDGES AND APPROACH SLABS REHABILITATION

**Design
Contract No. C-644A**

Gannett Fleming, Inc. (GF) was awarded this design contract at the Commission's February 2016 Meeting and their Notice of Award/Limited Notice to Proceed was issued effective March 1, 2016. This design project is for the repair of various bridge, pavement and other miscellaneous deficiencies associated with the 13 bridges and approach roadways located within the DRJTBC's jurisdiction on I-78.

During this reporting period, GF continued their post-design phase services of this contract, responding to RFIs and reviewing submittals and attending contractor progress meetings and participating in conference calls as necessary.

**Construction Management/Construction Inspection
Contract No. CM-644A**

Greenman-Pedersen, Inc. (GPI) was awarded this Construction Management/Construction Inspection Services contract at the Commission's April 2017 Meeting with the Notice to Proceed issued effective May 24, 2017.

During this reporting period, GPI conducted two (2) Progress Meetings and one (1) Pre-activity meeting. GPI continued tracking RFIs, correspondence, submittals and shop drawings. GPI also finalized their review and evaluate of the Potential Change Order (PCO) documentation submitted by JDE and their Painting Subcontractor for potential cost impacts to approach slab and bridge painting work due to the loss of the single westbound lane closure 24/7 as originally provided in the contract. GPI's current staff includes the Resident Engineer, one (1) full time construction inspector, one (1) full time paint inspector and one (1) part time Project Manager. GPI/AECOM interviewed a second construction inspector from GPI's Subconsultant, Omsum (IBE), for a short term assignment to cover the second shift (night) work during the next several weeks. A part time scheduler and safety consultant, both from Envision, Inc. are providing schedule update reviews and independent site safety inspections respectively as needed.

DELAWARE RIVER JOINT TOLL BRIDGE COMMISSION

June 25, 2018 PROJECT STATUS REPORT

Construction Contract No. T-644A

J.D. Eckman, Inc. (JDE) was awarded this Construction contract at the Commission's April 2017 Meeting with the Notice of Award/Limited Notice to Proceed issued effective April 26, 2017. JDE received full Notice to Proceed effective May 22, 2017.

During this reporting period JDE replaced four of the six westbound approach slabs at the bridge over Ramp C near exit 3 during the 57 hour double lane closure weekends in May. JDE also started replacing the eastbound approach slabs at the I-78 Bridge over CR 519 including repairing the west approach header at the eastbound left and center lanes JDE's paint contractor, JAG'D Painting (JAG'D), also completed painting the I-78 Bridges over Ramp C and started cleaning and painting the I-78 bridges over CR 519 in May. JDE is scheduled to complete the replacement of all westbound approach slabs by June 11th weather pending. JDE participated in two (2) Progress Meetings and one (1) Pre-activity meeting and continued submitting material submittals, and RFIs.

RESTRIPING OF THE MERGE LANES EXITING THE I-78 TOLL PLAZA

Design Task Order Agreement Contract No. C-628A-8

Dewberry Engineers, Inc. (DE), through a standing Consultant Engineer Agreement, was requested to provide Engineering Services to design modifications to the existing striping of the merge area west of the I-78 westbound toll plaza. DE was requested to utilize Malick & Scherer, PC. (M&S) for this design effort due to their current involvement as a sub-consultant to Gannett Fleming on the C-644A I-78 Bridges and Approach Slab Rehabilitation Project, whose tasks include the restriping of the entire I-78 mainline located within the DRJTBC's jurisdiction. The purpose of this restriping design is to provide dedicated through lanes for the two left ORT E-Z Pass lanes continuing after the toll plaza, and have the four right toll lanes merge with the right high speed lane in the vicinity of the Morgan Hill Road Interchange.

This design has been incorporated into the I-78 Bridges & Approach Slab Rehabilitation Construction Contract T-644A by Gannett Fleming, under Professional Services contract C-644A.

During this reporting period, M&S continued their post-design services phase of this Task Order Assignment for construction contract T-644A.

DELAWARE RIVER JOINT TOLL BRIDGE COMMISSION

**June 25, 2018
PROJECT STATUS REPORT**

EASTON-PHILLIPSBURG TOLL BRIDGE

**SALT STORAGE FACILITY - DESIGN
Task Order Assignment No. C-702B-3**

IH Engineers was issued Notice to Proceed effective February 16, 2018. A project kick-off meeting was held with IH on the same date. This Task Order Assignment is to perform final design for constructing a new salt storage facility to meet the needs at E-P Toll Bridge.

Field assessments were performed by IH and associated staff in late February 2018 and the designer has completed final design and provided construction bid documents to the Commission and is currently providing post-design/pre-award services.

MILFORD-MONTAGUE TOLL BRIDGE

**SALT STORAGE FACILITY - DESIGN
Task Order Assignment No. C-702B-4**

IH Engineers was issued Notice to Proceed effective June 23, 2017. A project kick-off meeting was held with IH on July 23, 2017 with operations and supervisory staff in attendance. This Task Order Assignment is to perform final design for constructing a new salt storage facility to meet the needs at M-M Toll Bridge in the general footprint of the existing damaged/undersized building.

The designer submitted final construction bid documents and assisted with bid review/evaluations IH provided the Commission final conformed documents and provided post-design, post-award services. Field work is now complete and the assignment is in the process of being closed out.

**CONSTRUCTION MANAGEMENT
Task Order Assignment No. C-703A-3**

Urban Engineers was issued Notice to Proceed effective October 16, 2017. A project kick-off meeting was held with Urban on October 16, 2017. Urban provided a part time Project Manager, full time Resident Engineer/Inspector and part time Scheduler throughout this task order assignment. Urban attended a kick-off meeting with the contractor (Bracy), conducted job progress meetings and performed construction management and inspection activities. Field activities resumed in mid-April and Urban is performing CM related duties until project completion. Field work is now complete and the assignment is in the process of being closed out.

DELAWARE RIVER JOINT TOLL BRIDGE COMMISSION

**June 25, 2018
PROJECT STATUS REPORT**

CONSTRUCTION Contract No. T-717A

At the September 25, 2017 Commissioners Meeting, the Commission awarded Contract T-717A, Milford-Montague Toll Bridge, Salt Storage Building to Bracy Construction, Inc. The Commission issued a Limited Notice to Proceed effective September 25, 2017.

An on-site project coordination meeting was held with Bracy and their subcontractors on October 3, 2017. The Commission issued the full Notice to Proceed effective October 12, 2017.

A project kick-off meeting was held with Bracy on October 19, 2017. The new salt storage building which is substantially complete and is being used to store salt for the remainder of the winter. Due to unfavorable weather Bracy returned to the project site in mid-April and a final inspection was held on May 30, 2018. Field work is now complete and the contract is in the process of being closed out.

APPROACH ROADWAY IMPROVEMENTS AT THE CENTRE BRIDGE – STOCKTON, NEW HOPE – LAMBERTVILLE, AND UHLERSTOWN – FRENCHTOWN TOLL-SUPPORTED BRIDGES

DESIGN Task Order Assignment C-715A-1

Under this Task Order Assignment (TOA) the Consultant, Pennoni, Inc. (Pennoni), is providing professional services for the design of approach roadway improvements at the Centre Bridge – Stockton, New Hope – Lambertville, and Uhlerstown – Frenchtown Toll-Supported Bridges. Improvements include select roadway repaving, re-striping, three (3) ADA ramps, replacement of six (6) inlets, curbing repair and patching/coating of a retaining wall. Notice to proceed was given on September 25, 2017. A kick off meeting was held on October 3, 2017. Field visits occurred September 28 through October 3. Progress Meeting No. 1 was held on Friday, November 3. A progress / 60% submission review meeting was held on November 29. On 1/30, Supplement No. 1 was approved to use \$4,265.75 of the \$8,000 Unforeseen Allowance for work related to the NH-L PA north roadway retaining wall that was not included in the original scope of work. Pennoni has submitted the pre-final PS&E documents and previously submitted a request for Supplement No. 2 related to additional traffic control plans due to the planned eastbound lane closing and subsequent detour to be planned. Both documents are under review by the Commission.

DELAWARE RIVER JOINT TOLL BRIDGE COMMISSION

**June 25, 2018
PROJECT STATUS REPORT**

PHASE 1 TOLL COLLECTION COUNTING FACILITIES

**PRELIMINARY, FINAL & POST DESIGN SERVICES
C-696B-1**

Utilizing the Commission standing Consulting Engineer Task Order Agreement with French & Parrello Associates (FPA), this Task Order Assignment is to obtain engineering preliminary, final, and post design services to support the Commission needs for Toll Counting facilities at I-78, Easton Philipsburg, and Delaware Water Gap Toll Bridge Facilities.

As a part of a fast track implementation plan, Kick-Off Meeting was conducted with FPA on October 20, 2016, at which time the Consultant provided pre-schematic design sketches to expedite Commission's input on the same. The Consultant collected Project related record documents after this meeting, conducted site visits on October 25th at all three locations. Schematic Design Submission was received on November 9th, 2016 and a submission review meeting was held on November 14th sharing the Commission's comments with the Consultant. Final Design Submission was received December 30, 2016 and a design submission review meeting was conducted on January 9, 2017 and revised documents were received January 19, 2017.

ELECTRONIC SURVEILLANCE / DETECTION SYSTEM

**ESS MAINTENANCE CONTRACT
Contract No. DB-575A**

Schneider Electric Building Americas, Inc. continues to provide maintenance services in support of the Electronic Surveillance / Detection System under the direction of the Commission's Electronic Security and Surveillance Staff, who operate the system from the Primary Control Center located at the New Jersey State Police's Regional Operation and Information Center (ROIC) in West Trenton, New Jersey.

**ESS REQUEST FOR PROPOSAL DEVELOPMENT
Contract No. C-701A-6**

Rummel, Klepper & Kahl (RK&K) prepared an Engineer's Estimate for Contract No. DB-724A; Electronic Surveillance / Detection System Maintenance Contract in advance of the Commission receiving proposals on May 15, 2018.

DELAWARE RIVER JOINT TOLL BRIDGE COMMISSION

**June 25, 2018
PROJECT STATUS REPORT**

CUSTOMER SERVICE CENTER/VIOLATION PROCESSING CENTER PROJECT DB-584

The new NJ Customer Service Center (CSC) is live. The New Jersey Turnpike Authority (NJTA), as the lead agency, is facilitating all meetings with the other agencies and Conduent. An initial meeting to discuss the needed video processing to support the Scudder Falls Bridge was held with Commission Staff and Conduent.

Commission staff, Conduent and representative from the other agencies that participate in the NJ CSC participated in two (2) workshops to develop the business rules and requirements for video transaction processing from the new all electronic tolling (AET) facility at the Scudder Falls Bridge.

TAFFIC COUNT PROGRAM UPGRADE DR-550A

A Purchase Order was issued to Signal Service, Inc., West Chester, PA for the traffic counters, server and additional materials. Signal Service is a member of the Pennsylvania Department of General Services COSTARS Program (Cooperative Purchasing Contract No. 4400012659). The COSTARS Program sets the pricing for the traffic counters, auxiliary equipment, and software to be purchased.

The server that includes the software and traffic database was deployed at the Commission's Morrisville Administration Building.

A second traffic counter was added at the Scudder Falls Toll Supported Bridge. This counter was taken out of the spare parts inventory. A new traffic counter has been ordered from Signal Service to replace the one taken from inventory.

ELECTRONIC TOLL COLLECTION SYSTEM REPLACEMENT DESIGN, BUILD AND MAINTAIN Contract No. DB-540A

TransCore is addressing punch list items, final project documentation and as-built drawings. Project Provisional Acceptance was issued on August 16, 2017 and the project is transitioning into the maintenance phase.

DELAWARE RIVER JOINT TOLL BRIDGE COMMISSION

June 25, 2018

PROJECT STATUS REPORT

TransCore implemented a plan to improve system performance, focusing on vehicles classifications. The plan included revisiting each lane, checking all equipment connections/configurations and tuning the equipment to increase performance levels. The RK&K team conducted several additional system audits to determine the level of performance. The vehicle classification system was still performing lower than the requirements included in the contract. Commission staff met with the executive management team from TransCore to discuss our on-going concerns regarding the system performance. TransCore developed and implemented an action list to increase performance. The software changes were completed at all Commission bridges and an in house audit along with a third party review by the RK&K team was completed. Vehicle classification by the toll system has improved and is operating near the requirements of the contract. TransCore is now replacing the communication cable from serial to Ethernet for lane readers, this should improve corresponding transponders to the appropriate vehicles. Commission Staff and TransCore meet weekly to review this issue and discuss the action plan.

Commission Staff, TransCore and the RK&K team meet monthly to review and discuss system operational and maintenance items.

ELECTRONIC TOLL COLLECTION / TOLLING TASK ORDER CONSULTANT

TOLL SYSTEM PERFORMANCE REVIEW AND AUDIT / OPERATIONAL ASSESSMENT

Task Order Assignment No. C-701A-3

TransCore completed the transition of the Commission's electronic toll collection system. During the transition, system commissioning tests were performed and the Commission conducted on-going reviews of system performance on an ad-hoc basis, identifying issues for TransCore to review and resolve. As part of the Technical Requirements an Operational Test is required to ensure that the software and hardware function with intended and required availability and performance. Under this task order assignment, the RK&K team will verify that the toll system accurately calculates toll charges, accurately processes violations, E-ZPass transactions, vehicle classification and license plate capture.

TransCore implemented a plan to improve system performance, focusing on vehicles classifications. The plan included revisiting each lane, checking all equipment connections/configurations and tuning the equipment to increase performance levels. The RK&K team conducted several additional system audits to determine the level of performance. The vehicle classification system was still performing lower than the requirements included in the contract. Commission staff met with the executive management team from TransCore to discuss our on-going concerns regarding the system performance. TransCore developed and implemented an action list to increase performance. The software changes were completed at all Commission bridges and an in house audit along with a third party review by the RK&K team was completed. Vehicle classification by the toll system has improved and is operating near the requirements of the contract. TransCore is now replacing the communication cable from serial to Ethernet for lane

DELAWARE RIVER JOINT TOLL BRIDGE COMMISSION

June 25, 2018

PROJECT STATUS REPORT

readers, this should improve corresponding transponders to the appropriate vehicles. Commission Staff and TransCore meet weekly to review this issue and discuss the action plan.

ELECTRONIC TOLL COLLECTION SYSTEM REPLACEMENT: TOLL PLAZA LED SIGN INSTALLATION AND INTEGRATION Task Order Assignment No. C-701A-4

The RK&K completed the inspection services related to the Daktronics LED toll plaza canopy sign installation at the New Hope – Lambertville, Easton – Phillipsburg, Portland – Columbia and Milford – Montague Toll Bridges. The sign installation is complete and they are integrated with the electronic toll collection system. The RK&K team reviewed the as-built drawings and comments were provided to TransCore to address. The revised as-built drawings were received, reviewed by RK&K and comments were provided to TransCore to address.

ALL ELECTRONIC TOLLING STUDY Task Order Assignment No. C-701A-5

RK&K submitted a data request for information required for this study. A conference call was held to review the data needs and determine what information was readily available. The data was provided to RK&K and they are currently reviewing it to determine if there are any gaps.

LEVEL 3 – INVESTMENT GRADE TRAFFIC AND REVENUE FORECASTS

Contract No. C-549AR

There is no activity on this project to report.

BRIDGE MONITORING SYSTEM DESIGN FOR SELECT BRIDGES Task Order Assignment C-628B-6

Under this Task Order Assignment (TOA) the Consultant, the Louis Berger Group, Inc. (Berger), is providing professional services for the design of the installation of overweight / oversized vehicle detection linked to alarms, signage and camera to discourage the passage of these vehicles over selected bridges. Notice to proceed was given on December 15, 2015; kick off meeting was held on January 15, 2016. Existing plans were transmitted to Consultant in order to start construction plan preparation. Consultant conducted field visits to all five bridge sites February 18 & 19, 2016. A Meeting was held with IT and ESS on March 7, 2016 to discuss possible location of over height sensors and connectivity to existing communication systems. Plans showing proposed location of over height sensors, cameras and new weight restriction signing have been submitted and reviewed.

DELAWARE RIVER JOINT TOLL BRIDGE COMMISSION

June 25, 2018 PROJECT STATUS REPORT

Based on review comments, locations will be adjusted and a field meeting with ESS will be scheduled to verify and finalize camera locations. Due to the departure of personnel, Berger submitted the name and qualifications of a new project manager which has been accepted by the Commission. Meeting is being scheduled to revise scope and discuss utilization of new communication infrastructure. As a result of the recent critical fracture of a truss member resulting in the closing of a PA Turnpike bridge, the scope of this contract was expanded. It has been decided to install sensors on all five bridges in the task order and to add the Milford Montague Bridge to the assignment. A revised scoping meeting was held on February 28th and a revised cost will be submitted. Cost for revised scope was submitted March 22 and was deemed excessive. Revised cost estimate was submitted on March 28 and has been accepted. Pre-Final Plans were submitted on Wednesday, November 1, 2017. The prefinal plans were not as complete as required. Comments were given to the Consultant and revised plans and specifications are scheduled to be resubmitted the end of January. Final check of field conditions was done the last week of January. The prefinal plans were resubmitted March 29, 2018. Review meeting was held on April 26, 2018. Consultant will prepare final after conference with ESS Department scheduled for the first week of May. Conference required to finalize connection requirements to ESS system and get specifications for the current cameras being used.

Final plans and specifications to be submitted by June 15, 2018. Contract will be advertised July 11, 2018, bids received on August 22, 2018 and plan to receive authorization to award September 24, 2018.

BUILDINGS & FACILITIES ENERGY CONSERVATION MEASURES

PRELIMINARY, FINAL & POST DESIGN SERVICES C-657A-3

Utilizing the Commission standing Consulting Engineer Task Order Agreement with Joseph Jingoli & Son, Inc. (JJS), this Task Order Assignment is to obtain engineering preliminary, final, and post design services to implement the Energy Conservation Measures (ECM) identified in an ASHRAE Level 3 Energy Audit prepared under Task Order Assignment No. C-657A-1 at all of the Commission's seven (7) Toll Bridge facilities.

A Kick-Off Meeting was conducted with JJS on November 21, 2016, record room site visits, and field surveys of the seven toll bridges has been completed. Progress meeting was conducted on February 1, 2017, reporting field observations and conditions in advance of a Schematic Design submission was received February 28, 2017 and a design review meeting was conducted with the consultant on March 21, and a Final Submission was received on April 24, 2017 addressing Commission's comments. Public Bid Advertisements for an Electrical and a Mechanical Construction Contracts were posted on May 9th, bids were publically opened on June 8th & June 13th respectively. Bids received from the low bidder of each Contract was reviewed by JJS, Commission Staff and Counsels, and found to be responsive. Construction Contracts Awards

DELAWARE RIVER JOINT TOLL BRIDGE COMMISSION

June 25, 2018

PROJECT STATUS REPORT

were made for each of the two (2) Contracts at the Commission's June 26th regular Monthly Meeting and Consultant is currently providing Post Design Services answering Contractors' Requests for Information, reviewing submittals and attending bi-weekly Progress Meetings.

CONSTRUCTION MANAGEMENT SERVICES

Task Order Assignment No. C-696A-2

Utilizing the Commission's current Facilities Task Order Agreement with Johnson, Mirmiran & Thompson (JMT), this Task Order Assignment is to provide Construction Management (CM) Services in connection with the Energy Conservation Measures (ECM) implementation Project.

A meeting was held with the Consultant on July 13th to review the Commission's expectations of the consultant's services during the Pre-Construction and Construction phases of both Electrical & Mechanical ECM implementation Construction Contracts T-645A and T-645B respectively. Subsequently, the Notice of Award and Limited Notice to Proceed was issued to JMT effective July 17, 2018.

JMT is currently providing construction field inspections, conducting bi-weekly progress meetings along with processing Architectural Supplementary Instructions, Contractor's Submittals and Request for Information as part of providing construction management services.

CONSTRUCTION

Contract No. T-645A

MJF Construction Inc., was awarded this construction contract at the Commission's June 2017 Meeting. Notice of Award and Limited Notice to Proceed letter was issued effective June 27, 2017. Notice to Proceed effective date of July 24th was issued in accordance with the Contract Specifications and Pre-Construction Meeting was held on July 27th.

Contractor currently continues to prepare submittals for review by the engineer and performing site reconnaissance at Each Toll Bridge facility. Long lead delivery material had been ordered. Interior lighting replacement activities is near completion and Contractor is currently working at all Toll Bridges' exterior lighting replacement.

CONSTRUCTION

Contract No. T-645B

Schneider Electric Buildings Americas, Inc., was awarded this construction contract at the Commission's June 2017 Meeting. Notice of Award and Limited Notice to Proceed letter was issued effective June 27, 2017. Pre-Construction Meeting was held on August 11th and a Notice to Proceed effective date of August 16th was issued.

DELAWARE RIVER JOINT TOLL BRIDGE COMMISSION

**June 25, 2018
PROJECT STATUS REPORT**

Contractor currently continues to prepare submittals for review by the engineers and performing completed site reconnaissance at Each Toll Bridge facility. Long lead delivery material was received and Contractor currently working at Milford Montague, Delaware Water Gap, and Portland Columbia Toll Bridge Facilities.

GENERAL ENGINEERING CONSULTANT 2015-2018 ANNUAL INSPECTIONS C-684A

As the Commission's General Engineering Consultant (GEC), Cherry, Weber & Associates (CWA) is providing Annual Inspection Services for the Toll-Supported Bridges in 2016. CWA was provided with Notice to Proceed on March 23, 2015. On November 21, 2016, the Commission, via Resolution 3090-11-16, extended CWA's contract to perform GEC services and inspections in 2017 & 2018. A kick-off meeting was held on March 21, 2017 for the 2017 Toll Bridge Inspections at the –Delaware Water Gap Toll Bridge Administration Building and attended by representatives from District 1, District 2, District 3, Operations, Engineering, and CWA. A progress meeting was held on June 9.

Interim inspections have been completed at all of the required (load posted) Toll-Supported Bridges and Inspections of all seven (7) Toll Bridges have been completed. The Annual Inspection Report was accepted by the Commission on April 30.

A kick-off meeting was held on February 23, 2018, for the 2018 Toll-Supported Bridge Inspections at the Easton - Phillipsburg Toll Bridge Administration Building and attended by representatives from Central and South Regions Maintenance, the Deputy Director of Maintenance, Engineering, and CWA. Due to the number of snow storms this March and raining weather in April, Toll-Supported Bridge Inspections are slightly behind schedule. CWA will continue inspections as weather permits and all inspections except Scudder Falls should be completed by June or July. Scudder Falls is scheduled for August. Inspections have been completed at the Lower Trenton, Calhoun Street, Washington Crossing, New Hope – Lambertville, Centre Bridge – Stockton, Uhlerstown – Frenchtown, and Upper Black Eddy – Milford Toll-Supported Bridges. The Taylorsville Road and Pennsylvania Canal Overpass on the approach of Scudder Falls have also been inspected. In addition, top of deck inspections have been completed at the Riegelsville and Riverton – Belvidere Toll-Supported Bridges.

2015-2016 TRAFFIC ENGINEERING CONSULTANT Contract No. C-686A (CAS/RWL)

There is no activity on this project to report.

DELAWARE RIVER JOINT TOLL BRIDGE COMMISSION

Meeting of June 25, 2018

OPERATIONS

The following Pages reflect the reports on those items assigned to the Operations Department. Each item is reported separately and page numbered accordingly.

DELAWARE RIVER JOINT TOLL BRIDGE COMMISSION
Meeting of June 25, 2018

OPERATIONS INDEX
FOR
PUBLIC SAFETY & BRIDGE SECURITY

SUBJECT	DESCRIPTION	PAGE NUMBER
Public Safety & Bridge Security	Status Reports Month of May 2018	1-20

DELAWARE RIVER JOINT TOLL BRIDGE COMMISSION

Meeting of June 25, 2018

PUBLIC SAFETY AND BRIDGE SECURITY MONTH OF May 2018

The below-listed items represent meetings, communications, tasks, and projects involving the Public Safety and Bridge Security Department:

Radio System

- During the month of May 2018, Public Safety and Bridge Security (PSBS) personnel continued working to complete the radio upgrade. Both the Solebury Tower and Gravel Hill IR site agreements were finalized and signed by Mr. Resta.
- PSBS reviewed the radio user fees with NJSP
- PSBS personnel alone, and in conjunction with the New Jersey State Police investigated various other DRJTBC radio issues both during and after normal working hours.
- PSBS personnel continue to work with the Districts and IT to update the Cartegraph radio inventory database.

Access Control System

- During the month of May 2018, PSBS personnel worked with General Supply (Commission's locksmith) to address various lock issues.
- In May 2018, PSBS personnel created ID badges and toll cards for new and summer employees.
- During the month of May 2018, the ACS database was audited and pictures were updated for employees and contractor cards. Various other employee ACS rights were updated and/or changed at the request of supervisors.
- Various door alarms and ACS issues were addressed both during and after normal working hours.

Public Safety & Bridge Security

- During the month of May 2018, PSBS worked with engineering to finalize and post for Bid, DB-724A (PSBS electronic security and surveillance maintenance contract).

DELAWARE RIVER JOINT TOLL BRIDGE COMMISSION

Meeting of June 25, 2018

PUBLIC SAFETY AND BRIDGE SECURITY MONTH OF May 2018

- During the month of May 2018, PSBS has looked into shot spotter, active shooter, and various other employee early warning systems.
- During the month of May 2018, PSBS personnel continued to work with Schneider Electric on various new Capital Projects, pending projects and current construction projects.
- During the month of May 2018, PSBS personnel continued working with Engineering on the new Scudder Falls facility, Administration Building and the design renovations to the Trenton Morrisville administration building.
- During the month of May 2018, the ESS Primary Control Center continued monitoring and evaluating Telegra analytics. Telegra analytics were added to the Upper Black Eddy Bridge for evaluation.
- During the month of May, Genetec continued configuration of the Kiwi analytics.
- PSBS personnel reviewed and purged the ESS video storage database that contains copies of videos requested by DRJTBC personnel and outside agencies.
- PSBS personnel worked during, and after normal working hours on numerous issues and problems raised by Commission members.
- The PSBS Primary Control Center (PCC) continues to operate 24/7 and detected, documented, and assisted the District bridges with various emergencies, traffic, and security related incidents.
- During the month of May 2018, PSBS personnel worked with several police departments and DRJTBC personnel on various inquiries and investigations. As a result, PSBS personnel investigated and processed twenty video requests. Please see the attached "ESS Request Video Report" for a summary of information on each request.

Miscellaneous

- On May 1st & 9th 2018, PSBS personnel attended CPR/AED/First Aid Training
- On May 3rd 2018, PSBS personnel attended the DRJTBC Staff and Operations Meeting at the New Hope Executive Headquarters.

DELAWARE RIVER JOINT TOLL BRIDGE COMMISSION

Meeting of June 25, 2018

PUBLIC SAFETY AND BRIDGE SECURITY MONTH OF May 2018

- On May 9th 2018, PSBS staff attended a meeting to discuss the department's goals and directives.
- On May 24th PSBS and Engineering met to review the Bid for Maintenance contract DB-724A.
- On May 30th 2018, PSBS and engineering held oral interviews with Schneider Electric regarding their bid for DB-724A.
- During the month of May 2018, PSBS held thirty interviews for the Bridge Security Assistant Coordinator positions.
- During the month of May 2018, PSBS personnel continued working with Purchasing to finalize the emergency lighting and equipment specifications for the Commission's new response vehicle(s).
- During the month of May 2018, PSBS personnel continued working with Purchasing regarding the acquisition of Bridge Monitor uniforms and badges.
- During the month of May 2018, PSBS personnel continued to work with Delmar Lock Company to design an acceptable cash fund locker.
- PSBS personnel have initiated a study concerning the placement of toll supported bridge weight limit signs in an attempt to further limit the number of oversize vehicles that approach the Commission's weight restricted bridges.
- PSBS personnel worked with maintenance to identify and develop height delineators for the toll supported bridges



ESS Request Video

Report Month: 5/1/2018-5/30/2018

Report Run Date: 5/30/2018

ID	Request Date	Request_Agency	Requestor	Location	Incident Type	DRJTBC Requestor
1564	5/4/18	DRJTBC	ESS	EP	Other	Nicholas Knechel
1565	5/4/18	DRJTBC	Sean Hill / William Wright	I78	Internal Investigation	Nicholas Knechel
1566	5/4/18	DRJTBC	ESS	Washington Crossing	Motor Vehicle Accident	Kevin Raike
1567	5/6/18	DRJTBC	D Stites - PCC	MM	Other	Denis Stites
1568	5/8/18	DRJTBC	M. Leary Jr	I78	Motor Vehicle Accident	Mark Leary Jr
1569	5/8/18	DRJTBC	Matt Skrebel	EP	Motor Vehicle Accident	Matt Skrebel
1570	5/8/18	DRJTBC	M. Wahl	Riegelsville	Motor Vehicle Accident	Michael Wahl
1571	5/10/18	DRJTBC	Nicholas Knechel	EP	Motor Vehicle Accident	Nicholas Knechel
1573	5/13/18	DRJTBC	M. Wahl	Uhlertown-French town	Other	Michael Wahl
1574	5/13/18	DRJTBC	M. Wahl	I78	Police Chase	Michael Wahl
1575	5/14/18	DRJTBC	ESS	EP	Motor Vehicle Accident	Kevin Raike
1576	5/14/18	Amtrak Police	Kevin McCandless	Lower Trenton	Police Investigation	Kevin Raike
1577	5/15/18	Falls Twp FM Office	John Weiss	Lower Trenton	Fire	Kevin Clark
1579	5/16/18	DRJTBC	M. Jones	NHL	Motor Vehicle Accident	Matt Jones
1580	5/17/18	Solebury PD	Det./Cpl. Jonathan M. Koretzky	NHL	Theft	Matt Jones
1581	5/18/18	DRJTBC	Michael Rizza	Calhoun St.	Hit & Run MVA	Nicholas Knechel
1582	5/19/18	DRJTBC	Michael Rizza	NHL-TS	Motor Vehicle Accident	Kevin Raike
1583	5/19/18	DRJTBC	Nicholas Knechel	DWG	Motor Vehicle Accident	Nicholas Knechel
1584	5/20/18	DRJTBC	Nicholas Knechel	DWG	Motor Vehicle Accident	Nicholas Knechel
1585	5/22/18	DRJTBC	Joe Trinian	Riegelsville	Commission Damage	Matt Skrebel
1586	5/22/18	DRJTBC	Matt Skrebel	Scudder Falls	Motor Vehicle Accident	Matt Skrebel
1587	5/24/18	Lackawanna DA Office	Det Mark Murry	DWG	Stolen Vehicle	Kevin Clark
1588	5/26/18	DRJTBC	Matt Skrebel	EP	Motor Vehicle Accident	Matt Skrebel
1589	5/28/18	DRJTBC	M. Leary Jr.	Lower Trenton	Bridge Jumper	Nicholas Knechel



ESS Request Video

Report Month: 5/1/2018-5/30/2018

Report Run Date: 5/30/2018

ID	Request Date	Request_Agency	Requestor	Location	Incident Type	DRJTBC Requestor
1590	5/30/18	DRJTBC	Nicholas Knechel	178	Motor Vehicle Accident	Nicholas Knechel
1591	5/30/18	DRJTBC	Nicholas Knechel	Riegelsville	Overweight Crossing	Nicholas Knechel
Total for Month:						26

April 2018

Bridges	N/R Accidents		Traffic Accidents		Motorist Assists		Other	
	NJ	PA	NJ	PA	NJ	PA	NJ	PA
Milford-Montague 40	0	0	1	0	0	0	4	1
Delaware Water Gap 41	0	0	3	1	2	0	83	0
Portland Pedestrian 42	0	0	0	0	0	0	0	0
Portland – Columbia 43	0	1	1	0	0	0	0	0
Riverton – Belvidere 44	0	0	0	0	0	0	8	2
Rt 22 EP 45	0	2	0	0	1	0	26	0
Northampton St 46	0	0	1	0	0	0	1	9
I-78 47	0	3	6	1	18	5	30	11
Riegelsville 48	0	0	0	1	0	0	1	0
Upper Black Eddy Milford 49	0	0	0	0	0	0	12	0
Uhlerstown Frenchtown 50	0	0	0	0	0	0	5	1
Lumberville Raven Rock 51	0	0	0	0	0	0	0	0
Centre Bridge Stockton 52	0	0	0	0	0	0	8	1
New Hope Lambertville Toll 53	0	0	0	0	1	0	31	1
New Hope Lambertville 54	0	0	0	0	0	0	10	1
Washington Crossing 55	0	1	0	0	0	0	1	0
Scudder Falls 56	0	1	3	0	0	0	2	1
Calhoun St 57	0	0	0	2	0	0	1	0
Lower Trenton 58	0	0	0	1	0	0	0	0
Morrisville Trenton 59	0	2	0	1	0	0	0	1

	Citations	Warnings	Security Checks
New Jersey State Police	256	125	436
Pennsylvania State Police	75	51	562

May 2018 Overweight Crossings (Central Region)

Location	Total Turnarounds	Total Overweights	Total Manned	Total Unmanned
Riverton-Belvidere	72	6	0	6
Northampton ST.	341	12	12	0
Riegelsville	147	4	2	2
Uhlertown - Frenchtown	73	4	1	3
Total	633	26	15	11

May Overweight Crossings (Southern Region)

Location	Total Turnarounds	Total Overweights	Total Manned	Total Unmanned
Lower Trenton	1	18	0	18
Calhoun Street	57	3	3	0
Washington Crossing	23	8	0	8
New Hope	81	7	5	2
Lambertville	0	1	0	1
Centre Bridge	0	1	0	1
Stockton	162	37	8	29
Total				

DELAWARE RIVER JOINT TOLL BRIDGE COMMISSION
MONTHLY ACTIVITY SERVICES RENDERED REPORT

BRIDGE Northampton Street

MONTH	May	YEAR		2018						
ACTIVITY/SERVICE	WEEK OF	5-May	WEEK OF	12-May	WEEK OF	19-May	WEEK OF	26-May	TOTAL	
Hours Worked		336		336		336		336	1344	
Patrols		168		168		168		168	672	
Overweight Crossings		1		6		2		3	12	
Overweights Refused		92		132		75		124	423	
Motorist Aid		11		0		0		0	11	
Medical Assistance		0		0		0		0	0	
First Aid Rendered		0		0		0		0	0	
State / Local Police Requested		1		5		2		14	22	
Fire Dept. Requested		0		0		0		0	0	
Public Interaction		267		297		288		269	854	
Traffic Control		98		41		90		48	277	
Jumpers		0		0		1		0	1	
Assaults		0		0		0		0	0	
Other		13		6		0		14	33	
Miscellaneous		8		6		5		6	25	
NOTES:										

DELAWARE RIVER JOINT TOLL BRIDGE COMMISSION

MONTHLY ACTIVITY SERVICES RENDERED REPORT

BRIDGE Riegelsville

MONTH	May	YEAR	2018	WEEK OF	12-May	WEEK OF	19-May	WEEK OF	26-May	TOTAL
ACTIVITY/SERVICE	WEEK OF	5-May	WEEK OF	12-May	WEEK OF	19-May	WEEK OF	26-May	TOTAL	
Hours Worked		328		320		321		304		1273
Patrols		167		160		160		152		639
Overweight Crossings		0		2		0		1		3
Overweights Refused		48		45		44		42		179
Motorist Aid		8		0		0		0		8
Medical Assistance		0		0		0		0		0
First Aid Rendered		0		0		0		0		0
State / Local Police Requested		4		2		2		3		11
Fire Dept. Requested		0		0		0		0		0
Public Interaction		103		115		127		91		436
Traffic Control		36		40		52		20		148
Jumpers				0		0		0		0
Assaults		0		0		0		0		0
Other		2		1		1		0		4
Miscellaneous		9		9		4		6		28
NOTES:										

DELAWARE RIVER JOINT TOLL BRIDGE COMMISSION
MONTHLY ACTIVITY SERVICES RENDERED REPORT

BRIDGE Milford-Upper Black Eddy

MONTH May

YEAR 2018

ACTIVITY/SERVICE	WEEK OF 5-May	WEEK OF 12-May	WEEK OF 19-May	WEEK OF 26-May	TOTAL
Hours Worked		24			24
Patrols		6			6
Overweight Crossings		0			0
Overweights Refused		0			0
Motorist Aid		0			0
Medical Assistance		0			0
First Aid Rendered		0			0
State / Local Police Requested		0			0
Fire Dept. Requested		0			0
Public Interaction		27			27
Traffic Control		3			3
Jumpers		0			0
Assaults		0			0
Traffic Control	38	47	15	24	124
Jumpers	0	0	0	0	0
Assaults	0	0	0	0	0
Other	0	0	3	1	4
Miscellaneous	0	0	2	4	6
NOTES:					

DELAWARE RIVER JOINT TOLL BRIDGE COMMISSION
MONTHLY ACTIVITY SERVICES RENDERED REPORT

BRIDGE Frenchtown-Uhlerstown									
MONTH May		YEAR 2018							
ACTIVITY/SERVICE	WEEK OF	5-May	WEEK OF	12-May	WEEK OF	19-May	WEEK OF	26-May	TOTAL
Hours Worked		80		32		40		88	240
Patrols		34		16		20		46	116
Overweight Crossings		0		0		0		4	4
Overweights Refused		27		13		15		20	75
Motorist Aid		0		0		0		0	0
Medical Assistance		0		0		0		0	0
First Aid Rendered		0		0		0		0	0
State / Local Police Requested		0		0		1		4	5
Fire Dept. Requested		0		0		0		0	0
Public Interaction		84		58		31		131	304
Traffic Control		38		47		15		24	124
Jumpers		0		0		0		0	0
Assaults		0		0		0		0	0
Other		0		0		3		1	4
Miscellaneous		0		0		2		4	6
NOTES:									

DELAWARE RIVER JOINT TOLL BRIDGE COMMISSION
MONTHLY ACTIVITY SERVICES RENDERED REPORT

BRIDGE Belvidere-Riverton									
MONTH May		YEAR 2018							
ACTIVITY/SERVICE	WEEK OF	5-May	WEEK OF	12-May	WEEK OF	19-May	WEEK OF	26-May	TOTAL
Hours Worked		168		168		168		168	672
Patrols		84		84		84		84	336
Overweight Crossings		1		0		4		0	5
Overweights Refused		17		16		28		13	74
Motorist Aid		17		1		0		0	18
Medical Assistance		0		0		0		0	0
First Aid Rendered		0		0		0		0	0
State / Local Police Requested		2		2		5		6	15
Fire Dept. Requested		0		0		0		0	0
Public Interaction		47		71		78		77	273
Traffic Control		6		0		4		1	11
Jumpers		0		0		0		0	0
Assaults		0		0		0		0	0
Other		2		10		0		0	12
Miscellaneous		0		0		4		7	11
NOTES:									

DELAWARE RIVER JOINT TOLL BRIDGE COMMISSION

MONTHLY ACTIVITY SERVICES RENDERED REPORT

BRIDGE Lumberville-Raven Rock Pedestrian Bridge

MONTH May YEAR 2018

ACTIVITY/SERVICE	WEEK OF	5-May	WEEK OF	12-May	WEEK OF	19-May	WEEK OF	26-May	TOTAL
Hours Worked									0
Patrols		3		3		2		2	10
Overweight Crossings									0
Overweights Refused									0
Motorist Aid									0
Medical Assistance									0
First Aid Rendered									0
State / Local Police Requested									0
Fire Dept. Requested									0
Public Interaction									0
Traffic Control									0
Jumpers									0
Assaults									0
Other									0
Miscellaneous									0

NOTES:

DELAWARE RIVER JOINT TOLL BRIDGE COMMISSION
MONTHLY ACTIVITY SERVICES RENDERED REPORT

BRIDGE Centre-Bridge Stockton

MONTH	May	YEAR 2018							
ACTIVITY/SERVICE	WEEK OF	5-May	WEEK OF	12-May	WEEK OF	19-May	WEEK OF	31-May	TOTAL
Hours Worked		0		0		24		16	40
Patrols		0		0		12		8	20
Overweight Crossings		0		0		0		0	0
Overweights Refused		0		0		0		0	0
Motorist Aid		0		0		0		0	0
Medical Assistance		0		0		0		0	0
First Aid Rendered		0		0		0		0	0
State / Local Police Requested		0		0		0		0	0
Fire Dept. Requested		0		0		0		0	0
Public Interaction		0		0		0		0	0
Traffic Control		0		0		0		0	0
Jumpers		0		0		0		0	0
Assaults		0		0		0		0	0
Other		0		0		0		0	0
Miscellaneous		0		0		0		0	0
NOTES:									

DELAWARE RIVER JOINT TOLL BRIDGE COMMISSION
MONTHLY ACTIVITY SERVICES RENDERED REPORT

BRIDGE New Hope - Lambertville

MONTH May YEAR 2018

ACTIVITY/SERVICE	WEEK OF 5-May	WEEK OF 12-May	WEEK OF 19-May	WEEK OF 31-May	TOTAL
Hours Worked	168	272	272	480	1192
Patrols	79	127	123	238	567
Overweight Crossings	1	3	2	4	10
Overweights Refused	11	30	36	15	92
Motorist Aid	0	0	0	0	0
Medical Assistance	0	0	0	0	0
First Aid Rendered	0	0	0	0	0
State / Local Police Requested	0	3	1	4	8
Fire Dept. Requested	0	0	0	0	0
Public Interaction	106	158	169	177	610
Traffic Control	2	0	1	2	5
Jumpers	0	0	0	0	0
Assaults	0	0	0	0	0
Other	7	7	6	13	33
Miscellaneous	0	0	0	0	0
NOTES:					

DELAWARE RIVER JOINT TOLL BRIDGE COMMISSION
MONTHLY ACTIVITY SERVICES RENDERED REPORT

BRIDGE Washington Crossing

MONTH May YEAR 2018

ACTIVITY/SERVICE	WEEK OF 5-May	WEEK OF 12-May	WEEK OF 19-May	WEEK OF 31-May	TOTAL
Hours Worked	120	168	168	288	744
Patrols	82	80	80	144	386
Overweight Crossings	0	1	4	0	5
Overweights Refused	5	6	7	5	23
Motorist Aid	1	0	0	0	1
Medical Assistance	1	0	0	0	1
First Aid Rendered	0	0	0	0	0
State / Local Police Requested	2	1	4	0	7
Fire Dept. Requested	0	0	0	0	0
Public Interaction	26	20	14	18	78
Traffic Control	3	3	5	0	11
Jumpers	0	0	0	0	0
Assaults	0	0	0	0	0
Other	10	5	13	15	43
Miscellaneous	0	0	0	0	0
NOTES:					

DELAWARE RIVER JOINT TOLL BRIDGE COMMISSION
MONTHLY ACTIVITY SERVICES RENDERED REPORT

BRIDGE Calhoun Street

MONTH	May	YEAR 2018			
ACTIVITY/SERVICE	WEEK OF 5-May	WEEK OF 12-May	WEEK OF 19-May	WEEK OF 31-May	TOTAL
Hours Worked	240	288	288	480	1296
Patrols	118	143	144	240	645
Overweight Crossings	1	1	2	0	4
Overweights Refused	13	20	17	16	66
Motorist Aid	0	4	4	0	8
Medical Assistance	0	0	0	0	0
First Aid Rendered	1	0	0	0	1
State / Local Police Requested	1	3	2	0	6
Fire Dept. Requested	0	1	0	0	1
Public Interaction	23	44	20	18	105
Traffic Control	1	7	0	0	8
Jumpers	0	1	0	0	1
Assaults	0	0	0	0	0
Other	4	8	2	7	21
Miscellaneous	0	0	0	0	0
NOTES:					

DELAWARE RIVER JOINT TOLL BRIDGE COMMISSION
MONTHLY ACTIVITY SERVICES RENDERED REPORT

BRIDGE Lower Trenton

MONTH May YEAR 2018

ACTIVITY/SERVICE	WEEK OF 5-May	WEEK OF 12-May	WEEK OF 19-May	WEEK OF 26-May	TOTAL
Hours Worked	0	16	0	16	32
Patrols	0	8	0	8	16
Overweight Crossings	0	0	0	18	18
Overweights Refused	0	0	0	2	2
Motorist Aid	0	0	0	0	0
Medical Assistance	0	0	0	0	0
First Aid Rendered	0	0	0	0	0
State / Local Police Requested	0	0	0	13	13
Fire Dept. Requested	0	0	0	0	0
Public Interaction	0	5	0	7	12
Traffic Control	0	0	0	0	0
Jumpers	0	0	0	1	1
Assaults	0	0	0	0	0
Other	0	0	0	0	0
Miscellaneous	0	0	0	0	0
NOTES:					

DELAWARE RIVER JOINT TOLL BRIDGE COMMISSION
MONTHLY ACTIVITY SERVICES RENDERED REPORT

BRIDGE Lumberville - Raven Rock

MONTH	May	YEAR	2018	WEEK OF	5-May	WEEK OF	12-May	WEEK OF	19-May	WEEK OF	31-May	TOTAL
ACTIVITY/SERVICE												
Hours Worked				0		0		0		0		0
Patrols				5		5		5		5		20
Overweight Crossings				0		0		0		0		0
Overweights Refused				0		0		0		0		0
Motorist Aid				0		0		0		0		0
Medical Assistance				0		0		0		0		0
First Aid Rendered				0		0		0		0		0
State / Local Police Requested				0		0		0		0		0
Fire Dept. Requested				0		0		0		0		0
Public Interaction				0		0		0		0		0
Traffic Control				0		0		0		0		0
Jumpers				0		0		0		0		0
Assaults				0		0		0		0		0
Other				0		0		0		0		0
Miscellaneous				0		0		0		0		0
NOTES:												

DELAWARE RIVER JOINT TOLL BRIDGE COMMISSION

Meeting of June 25, 2018

Operations Report Index

Maintenance and Toll Operations

SUBJECT	DESCRIPTION	PAGE NUMBER
Maintenance and Toll	Status report Month of May, 2018	1-5

DELAWARE RIVER JOINT TOLL BRIDGE COMMISSION
Meeting of June 25, 2018

MAINTENANCE AND TOLL OPERATIONS
MONTH OF MAY 2018

- Attended meeting C-519A-Ops & Maintenance Facilities to discuss and review fleet and equipment storage needs for proposed off site maintenance facility held at Trenton Morrisville Facility,
- Attended meeting with Operations and ESS staff at Koch 33 Ford in Easton Pa. to discuss toll bridge response vehicle.
- Attended meeting with Director of Maintenance and Senior Director of Purchasing to discuss HVAC preventative maintenance contract at the Trenton Morrisville Toll Bridge.
- Attended meeting with Deputy Executive Director of Operations and Director of Maintenance to discuss guidelines for the Skilled Maintenance Worker positions.
- Attended meeting for C-519A - Southern Operations and Maintenance Facilities Improvements user meeting #3 at Trenton-Morrisville and New Hope-Lambertville Facilities.
- Attended C-657A-3 Buildings & Facilities Energy Conservation Measures Implementation Mechanical & Electrical Design progress meeting at Trenton Morrisville Toll Bridge.
- Attended meeting to discuss ceremony for the new Trenton Makes sign lighting event held at Trenton Morrisville Toll Bridge.
- Reviewed and approved invoices submitted from J. Fletcher Creamer for guide rail repairs at the Uhlertown - Frenchtown Toll Supported Bridge.
- Attended meeting with Safety and Training department to discuss new employee mentoring program guidelines held at New Hope toll Bridge.
- Attended meeting with Safety and Training department to discuss change in Workplace Safety Committee Charter and training testing held at New Hope Toll Bridge.

DELAWARE RIVER JOINT TOLL BRIDGE COMMISSION
Meeting of June 25, 2018

- Attended Regional Supervisors Meeting held at Delaware Water Gap toll Bridge Facility.
- Attended meeting with Director of Toll and Deputy Director of Toll to discuss issues with Transcore systems held at New Hope Toll Bridge.
- Attended meeting with Senior Director of Training and Employee Safety to discuss Underbridge unit training for maintenance employees.
- Reviewed the Accident Log/Property Damage Reports for the month of May, 2018. Forwarded the monthly report to the Director of Human Resources, Insurance Administrator, Comptroller and Deputy Executive Director of Operations.
- Reviewed activities for the Motorist Assistance Program during the month of May, 2018. Forwarded the monthly report to the Executive Director of Operations.
- Prepared monthly Maintenance and Toll report for May 2018 staff agenda meeting held at New Hope Lambertville administration meeting.
- Attended monthly Staff/Operations meeting for May 2018 held at New Hope Toll Bridge Facility
- Prepared and forwarded report of Use of Commission Facilities for the month of May, 2018 to the Deputy Executive Director of Operations.

Maintenance Operations

- Director of Maintenance and Deputy Director of Maintenance continued site visits to various facilities
- Director of Maintenance and Deputy Director of Maintenance completed evaluations for the Deputy Regional Maintenance Supervisor position in the Southern and Northern Regions.
- Director of Maintenance held monthly Regional Maintenance Supervisors meeting at the Delaware Water Gap Toll Bridge facility.
- Trenton-Morrisville maintenance crews made preparations for the Trenton Makes The World Takes sign lighting ceremony at the Trenton Morrisville Toll Bridge.

DELAWARE RIVER JOINT TOLL BRIDGE COMMISSION
Meeting of June 25, 2018

- Trenton-Morrisville maintenance crews continued crack sealing roadways with hot asphalt sealant.
- Trenton Morrisville maintenance crews removed damaged light pole base and installed new light pole on Route 29 exit.
- Trenton-Morrisville maintenance crews continued repairing potholes on roadway with new Aqua-Phalt concrete and asphalt patch material.
- New Hope maintenance crews continued repairing potholes at Scudders Falls Bridge with new Aqua Phalt concrete and asphalt patch material.
- New Hope maintenance crews installed new height restrictions signs on New Hope–Lambertville Toll supported Bridge New Jersey and Pennsylvania approaches.
- New Hope Maintenance crews removed inspection cables for Washington Crossing Toll Supported Bridge.
- New Hope Maintenance crews removed a damaged headache bar from the Washington Crossings Toll Supported Bridge approach.
- New Hope Maintenance crews prepared maintenance garage floor for the installation of a new concrete floor.
- New Hope Maintenance crews prepared new office area for the Safety and Training department.
- I-78 maintenance crews continued repairing potholes on I-78 roadway and ramps with Aqua Phalt concrete and asphalt patch material.
- I-78 maintenance crews completed work in the Welcome Center by installing new stall doors and partitions.
- I-78 maintenance crews cleaned drains within the area to the Toll Plaza area.
- I-78 Maintenance staff met with summer employees and provided brief orientation of duties and responsibilities.
- Easton-Phillipsburg maintenance staff met with summer employees and provided brief orientation of duties and responsibilities.

DELAWARE RIVER JOINT TOLL BRIDGE COMMISSION
Meeting of June 25, 2018

- Easton-Phillipsburg maintenance crews replaced downed light pole at Northampton St. near toll supported bridge.
- Easton-Phillipsburg maintenance crews installed cables on the Frenchtown Toll Supported Bridge for upcoming inspection.
- Easton-Phillipsburg maintenance crews painted new traffic lines on Frenchtown Toll supported Bridge roadway and approaches.
- Easton-Phillipsburg maintenance crews continued cleaning inlets and drains within jurisdiction.
- Easton-Phillipsburg maintenance crews continued repairing potholes on Easton Phillipsburg roadways and ramps with Aqua Phalt concrete and asphalt patch material.
- Portland-Columbia maintenance crews degreased all toll lanes and power washed all toll booths.
- Portland-Columbia maintenance crews continued repairing potholes on Portland and Columbia roadways and ramps with Aqua Phalt concrete and asphalt patch material.
- Portland-Columbia maintenance crews met with summer employees and provided brief orientation of duties and responsibilities.
- Portland-Columbia maintenance crews replaced signs that were damaged due to storm.
- Delaware Water Gap maintenance crews emptied salt bin and made repairs to the interior.
- Delaware Water Gap maintenance crews continued street sweeping on I-80 and ramps and toll plaza areas on Commission property.
- Delaware Water Gap maintenance crews replaced leaking circulator pump for the hot water heater of the administration building.
- Milford-Montague maintenance crews repaired pot holes on bridge deck and roadway with new Aqua Phalt concrete and asphalt patch material.

DELAWARE RIVER JOINT TOLL BRIDGE COMMISSION
Meeting of June 25, 2018

- Milford-Montague maintenance crews replaced water pump, thermostat and belts on the X748 tractor.
- Milford-Montague maintenance crews degreased toll lanes and cleaned the inside of the toll booths.
- Milford-Montague maintenance crews built shelving and organized storage bins in outer garage.
- Milford-Montague crews installed new fan condenser motor on the Aeon HVAC unit for toll lane.
- Milford-Montague maintenance crews fabricated and installed aluminum rain guard on positive air system for toll lane HVAC.

Toll Operations

- Director of Toll and Deputy Director of Toll completed evaluations for Toll Corporals positions in Southern and Central Regions.
- Director of Toll and Deputy Director of Toll completed evaluations for Toll Sergeants positions in Southern and Central Regions.
- Director of Toll continues to work with Training and Safety department on scheduling toll personnel for classes.
- Director of Toll and Deputy Director of Toll met with new Toll Lieutenants to discuss duties and responsibilities.
- Director of Toll continued work with Transcore to resolve issues with classification of vehicles and design build upgrades.
- Toll operations interviewed candidates for part time toll collector positions.
- Deputy Director of Toll Operations continued training new Banker/Inventory Control Specialists in Southern and Central Regions.
- Director continues to attend Electronic Toll Collection monthly Transcore maintenance meetings held at Trenton Morrisville facility.
- Director of Toll and Deputy Director of Toll continue to review monthly variance reports and suggest changes to reduce variances.

Charles Slack, Regional Maintenance Supervisor, New Hope-Lambertville

[illegible][illegible][illegible]

Mark W. Dilts, Regional Maintenance Supervisor, Easton-Phillipsburg

[illegible][illegible][illegible]

LeVar Talley, Director of Maintenance

James Gower, Regional Maintenance Supervisor

Tim Hannon, Regional Maintenance Supervisor - Milford-Montague

[illegible][illegible][illegible]

**Monthly Motor Assistance Program Report
May 2018**

		AAA Called	Tire Ass't	Cleared Vehicle	Unleaded Gas	Diesel Fuel	Jump Start	Radiator Fill	Washer Fill	Cell Phone	Traffic Control	Transport Motorist	Other
5/2018	1	TM		1			1				1		1
		Dist Total		1			1				1		1
	2	I78			1		1				1		
		Dist Total			1		1				1		
	3	DWG		1			2				1		
		Dist Total		1			2				1		
		Grand Total		2	1		4				3		1

DELAWARE RIVER JOINT TOLL BRIDGE COMMISSION

Meeting of June 25, 2018

USE OF FACILITIES REQUEST REPORT

MONTH OF MAY 2018

SUBJECT	DESCRIPTION	PAGE NUMBER
Use of Facilities	Use of Facilities Request-Month of May 2018	1

DELAWARE RIVER JOINT TOLL BRIDGE COMMISSION

Meeting of June 25, 2018

PROPERTY REPORT

Use of Commission Facilities

Facility	Organization	Date/Time	Description of Use
New Hope Toll Bridge Facility	Skoda Contracting Company	September 8, 2017 through March 18, 2018	DI-Skoda Contracting (Commission Property Use)
New Hope Toll Supported Bridge	New Hope Celebrates	May, 19, 2018	UOF-2018 S-Region- New Hope Celebrates- Parade
New Hope Toll Supported Bridge	New Hope Celebrates	May 12, 2018	UOF-2018 S-Region DRTCC 5K Run (PRIDE 5)
Northampton St. Toll supported Bridge	Hellenic Orthodox Church	May 27, 2018 through June 10, 2018	UOF 2018- C-Region Hellenic Orthodox Church BANNER
Riegelsville Toll supported Bridge	American Legion	May 27, 2018	UOF-2018 C-Region Riegelsville American Legion Post #950 Memorial Day Wreath Toss - Ceremonial Firing Squad Salute

DELAWARE RIVER JOINT TOLL BRIDGE COMMISSION

Meeting of June 25, 2018

**Operation Report Index
For
Training & Employee Safety**

SUBJECT	DESCRIPTION	PAGE NUMBER
Training & Employee Safety Department	Month of May Status Report	1-3

DELAWARE RIVER JOINT TOLL BRIDGE COMMISSION

Meeting of June 25, 2018

TRAINING AND EMPLOYEE SAFETY DEPARTMENT MONTH OF MAY 2018

The below-listed items represent meetings, communications, tasks, and projects involving the Training and Employee Safety Department:

- Conducted four Respect in the Workplace/Harassment classes. Training for non-supervisors is continuing and the scheduling of supervisors to management level classes in harassment/respect in the workplace is in progress.
- Trained 38 non-supervisory employees in four classes in the following subject areas.
 - 1) Harassment, Bullying, & Discrimination
 - 2) Sensitivity
 - 3) Trauma
 - 4) Suicide Awareness
 - 5) Customer Service
- Facilitated a flagger class for 35 toll, maintenance, and bridge monitor staff. An additional flagger class is scheduled for 40 employees in June.
- Facilitated three CPR classes for 24 employees. All commission employees are being scheduled for CPR classes. Classes are scheduled in June and July for office staff.
- Conducted a boating safety class with the assistance of the NJ State Police. All attendees were certified in boating safety.
- Presented a draft of the proposed Peer Support program to employee groups.
- A selection of classes including CPR and harassment are scheduled for June. Scheduling for classes in July are underway.
- Met with Mr. Jones and Mr. Talley and discussed the mentoring program for maintenance workers.
- Facilitated a meeting with maintenance directors and regional maintenance supervisors and discussed how to implement the mentoring program. The regional maintenance supervisors are submitting items that new maintenance workers need to be mentored in.
- Conducted a Work Place Safety Committee meeting at EP.

DELAWARE RIVER JOINT TOLL BRIDGE COMMISSION

Meeting of June 25, 2018

- Presented pretest training classes for employees taking the toll sergeants and corporals promotional tests.
- Conducted a pretest training class for employees taking the Deputy Regional Maintenance Supervisor test.
- Proctored promotional tests for toll sergeants & corporals, and deputy regional maintenance supervisor on two dates.
- Staff from the Training & Employee Safety (TES) department attended computer technology classes.
- Conducted a demo of Industry Safe, a training tracking program.
- Coordinated with the purchasing director the details of a contract with Industry Safe.
- Conducted a demo on a Materials Safety Data Sheet (MSDS) software system.
- Submitted the TES Department staff report for May.
- Met with the employee safety coordinator and discussed employee safety goals.
- TES staff inspected seven toll supported bridge shelters for safety hazards.
- Conducted a TES Department managers meeting.
- Conducted a TES Department staff meeting.
- Reviewed the materials list for the proposed training room at DWG.
- Reviewed the material list for the furniture order for the TES offices.
- Coordinated the conversion of a storage room into an office space with maintenance staff.
- Onboarded a new assistant coordinator to the TES Department.
- Attended the May Staff and Operations meeting.

DELAWARE RIVER JOINT TOLL BRIDGE COMMISSION

Meeting of June 25, 2018

Daily Activities Include:

- Conducted record keeping of all training.
- Researched training vendors and contacted several to discuss their training programs.
- Scheduled State Police coverage for requested details which include but are not limited to safety/camera cleaning, lane closing etc.
- Continued coordination of supplementary patrols with SP agencies to slow down traffic at various toll facilities. (Visibility details etc.)
- Coordinated/obtained accident reports from State Police liaisons as requested.
- Conducted background checks for DRJTBC new hires.
- Processing of State Police monthly invoices.
- Coordinated State Police representation for the monthly Commission meeting.

DELAWARE RIVER JOINT TOLL BRIDGE COMMISSION

Meeting of June 25, 2018

**OPERATIONS INDEX
FOR
INFORMATION TECHNOLOGY**

SUBJECT	DESCRIPTION	PAGE NUMBER
Information Technology	Status Report Month of May 2018	1-2

DELAWARE RIVER JOINT TOLL BRIDGE COMMISSION
Meeting of June 25, 2018

Information Technology Department Report
Month of May 2018

The following activities under the general heading of Information Technology were recently initiated, accomplished, or performed:

IT Helpdesk/Deployments:

- IT Processed 103 work orders for the month.
- IT Includes all software support, IT daily tasks, printer and desktop support, Intranet, news and job postings, telephone support, and form design/updates.
- IT Includes configuration and deployment of desktops, laptops, and cell phones.
- IT Includes MUNIS, Kronos, Cartegraph, and other Enterprise Software updates and maintenance, and EZ-Pass support.

IT Projects:

IT ADP Time Project:

- IT We have reorganized our ADP Time project and are on-track for an August 2018 go-live date. We are scheduled to see a demo of our new system with our data on June 14th.

IT MUNIS Upgrade:

- IT Preparing to upgrade MUNIS to the latest cloud version. Our Attorneys are currently reviewing the agreement.

IT Telephone Upgrade:

- IT Our test of VoIP set at “off-net locations” has failed and Comcast is attempting to re-engineer a solution.

IT HVAC/Lightning/Fuel Systems:

- IT We continue to support the implementation of the various Building Management Systems. The month of May 2018 was particularly busy with lighting gateways, etc.

DELAWARE RIVER JOINT TOLL BRIDGE COMMISSION
Meeting of June 25, 2018

▮ Meetings Attended:

I have begun to serve on the IAG Technical Committee and have attended the following meetings and/or phone conferences:

- ▮ Every Monday: IAG Tech Committee Call:** General IAG Tech Committee discussion and status. Nothing to report.
- ▮ Every Wednesday: Interoperability Coordination:** Technical Committee call for the discussion of testing processes and procedures in regards to NIOP (Nationwide ETC Interoperability). Nothing to report.