

**DELAWARE RIVER**  
**JOINT TOLL BRIDGE COMMISSION**  
**MINUTES**  
**MEETING OF JULY 28, 2025**

**DELAWARE RIVER JOINT TOLL BRIDGE COMMISSION**

**MEMBERS OF THE COMMISSION**

**NEW JERSEY**

HONORABLE ALADAR KOMJATHY  
**Chairman**

HONORABLE MICHAEL B. LAVERY

HONORABLE WALTER ORCUTT

HONORABLE LORI CIESLA

HONORABLE YUKI MOORE LAURENTI  
**Treasurer**

**PENNSYLVANIA**

HONORABLE PAMELA JANVEY  
**Vice Chair**

HONORABLE DANIELLA YOUNG

HONORABLE ISMAIL A. SHAHID

HONORABLE DANIEL GRACE  
**Secretary**

HONORABLE JOHN D. CHRISTY

## **DELAWARE RIVER JOINT TOLL BRIDGE COMMISSION**

### **STANDING COMMITTEES**

#### **FINANCE, INSURANCE MANAGEMENT AND OPERATIONS**

**PENNSYLVANIA:** Janvey\*, Shahid

**NEW JERSEY:** Ciesla, Komjathy

#### **PROJECTS, PROPERTY AND EQUIPMENT**

**PENNSYLVANIA:** Christy, Young

**NEW JERSEY:** Lavery\*, Orcutt

### **PROFESSIONAL SERVICES**

**PENNSYLVANIA:** Christy\*, Janvey

**NEW JERSEY:** Komjathy, Orcutt

### **PERSONNEL**

**PENNSYLVANIA:** Young, Grace

**NEW JERSEY:** Laurenti, Komjathy\*

---

### **AUDIT COMMITTEE**

**PENNSYLVANIA:** Janvey, Shahid\*

**NEW JERSEY:** Laurenti, Lavery

### **ADMINISTRATIVE COMMITTEE**

**PENNSYLVANIA:** Grace, Shahid

**NEW JERSEY:** Ciesla, Laurenti\*

Chairman and Vice Chair are Ex-Officio of All Committees

\*Chairperson of Committee

**DELAWARE RIVER JOINT TOLL BRIDGE COMMISSION**  
**RECAPITULATION OF COMMITTEE MEMBERSHIP**

<b>Lavery</b>	(1)	Projects, Property and Equipment (Chairperson)
	(2)	Audit Committee
<b>Laurenti</b>	(1)	Personnel
	(2)	Audit Committee
	(3)	Administrative Committee (Chairperson)
<b>Orcutt</b>	(1)	Projects, Property and Equipment
	(2)	Professional Services
<b>Ciesla</b>	(1)	Finance, Insurance Management Operations
	(2)	Administrative Committee
<b>Komjathy</b>	(1)	Ex-Officio of all Committees
	(2)	Finance, Insurance Management Operations
	(3)	Professional Services
	(4)	Personnel (Chairperson)
<b>Janvey</b>	(1)	Ex-Officio of all Committees
	(2)	Finance, Insurance Management and Operations (Chairperson)
	(3)	Audit Committee
	(4)	Professional Services
<b>Grace</b>	(1)	Administrative Committee
	(2)	Personnel Committee
<b>Christy</b>	(1)	Projects, Property and Equipment
	(2)	Professional Services (Chairperson)
<b>Young</b>	(1)	Projects, Property and Equipment
	(2)	Personnel
<b>Shahid</b>	(1)	Finance, Insurance Management Operations
	(2)	Audit Committee (Chairperson)
	(3)	Administrative Committee



**DELAWARE RIVER JOINT TOLL BRIDGE COMMISSION**

**PROFESSIONAL ASSOCIATES**

**CONSULTING ENGINEERS**

PICKERING, CORTS & SUMMERSON, INC.  
Newtown, Pennsylvania

**GENERAL COUNSEL**

ARCHER  
Philadelphia, Pennsylvania

FLORIO, PERRUCCI, STEINHARDT & CAPPELLI  
Phillipsburg, New Jersey

**LABOR COUNSEL**

STRADLEY, RONON  
Philadelphia, Pennsylvania

CHISEA, SHAHINIAN & GIANTOMASI  
West Orange, New Jersey

**AUDITOR**

MERCADIEN, P.C.  
Hamilton, New Jersey

**FINANCIAL ADVISOR**

ACACIA FINANCIAL GROUP  
Mt. Laurel, New Jersey

**COMMUNICATIONS CONSULTANT**

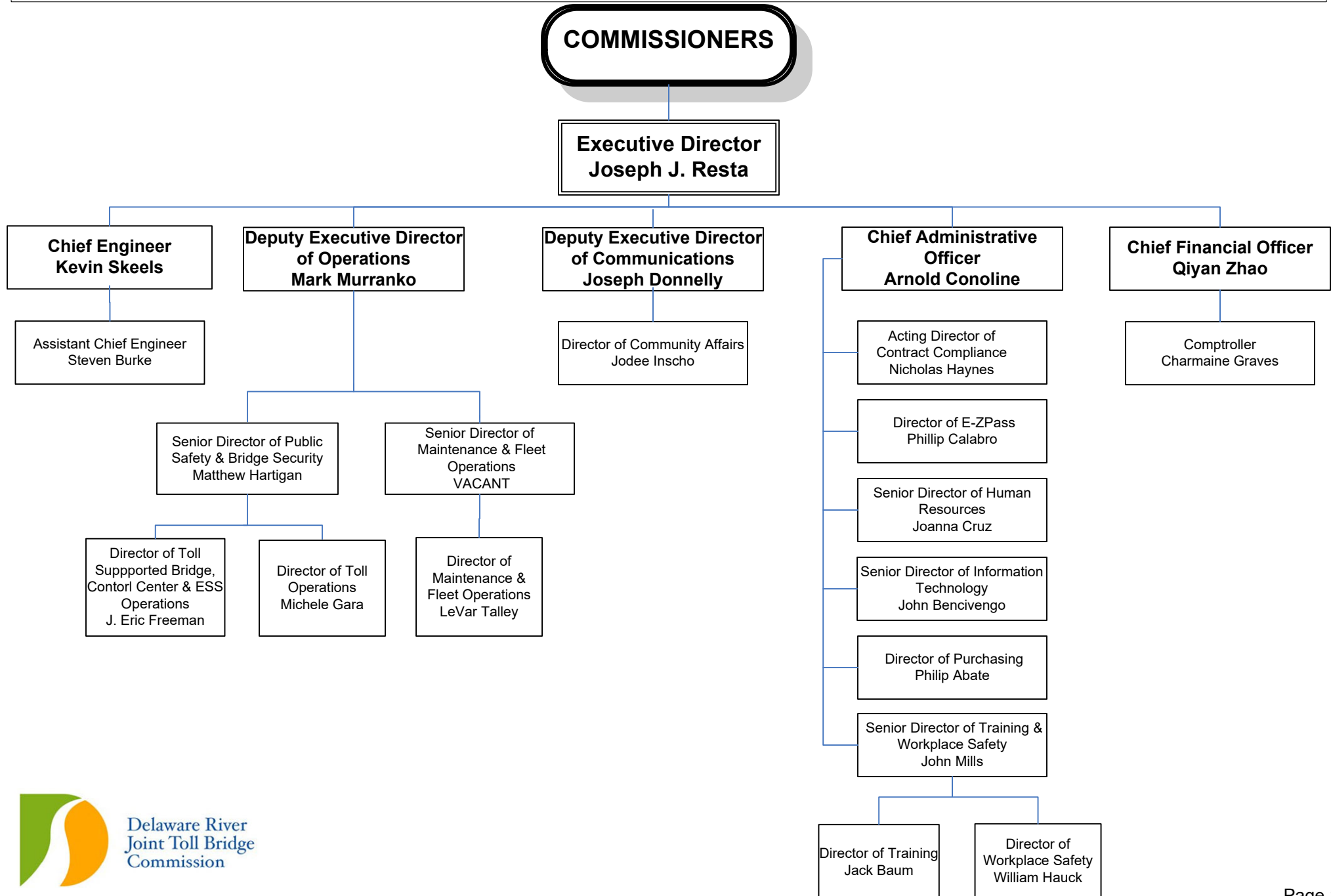
BELLEVUE COMMUNICATIONS  
Philadelphia, Pennsylvania

**INVESTMENT ADVISOR**

STONERIDGE PMG ADVISORS, LLC  
Radnor, Pennsylvania

# DELAWARE RIVER JOINT TOLL BRIDGE COMMISSION

## ORGANIZATION CHART



# DELAWARE RIVER JOINT TOLL BRIDGE COMMISSION

Meeting of July 28, 2025

## INDEX TO MINUTES

	PAGE
1. Call to Order.....	1
2. Appearances.....	1 - 2
3. Roll Call.....	2
4. Welcome Remarks of the Executive Director .....	2
5. Introduction of Comments from the Public.....	2
6. Executive Director's Report.....	2 - 4
7. Approval of Minutes for Commission Meeting held June 30, 2025.....	4
8. Approval of Operations Report-Month of June 2025.....	4
9. Cancellation of August 20, 2025 Monthly Committee Meeting and August 25, 2025 Commission Meeting.....	5
10. Approval of Toll Hearing Process.....	5 - 6
11. Trenton Morrisville Toll Bridge All Electronic Tolling (AET) and Pennsylvania Avenue Interchange Design, Contract C-691A-Award of Contract.....	7
12. Approval of New Employee Handbook.....	7 - 9
13. Appointment of Nichua Liaci to Toll- Supported Bridge Monitor II, Central Region.....	9 - 10
14. Appointment of John Perez to Toll-Supported Bridge Monitor II, Central Region.....	10
15. Appointment of Kevin Sutliff to Toll- Supported Bridge Monitor II, Central Region.....	10 - 11

# DELAWARE RIVER JOINT TOLL BRIDGE COMMISSION

## Meeting of July 28, 2025

16. Appointment of Roshane Walker to Toll-Supported Bridge Monitor II, Central Region.....	11
17. Appointment of Johnnie Fulmore to Toll-Supported Bridge Monitor II, Southern Region.....	11 - 12
18. Appointment of Randy Woodall to Control Center Monitor II.....	12
19. Appointment of Jaden Hibbert to Customer Service Representative/Toll Auditor Position.....	12 - 13
20. Appointment of Keneisha Ross to Electronic Toll System Auditor.....	13
21. Promotion of Maintenance Employee (1) Individual.....	13 - 14
22. Promotion of Public Safety & Bridge Security Employee (1) Individual.....	14
23. Approve Payment of Invoices, Chiesa, Shahinian & Giantomasi, NJ Labor Counsel.....	15
24. Approve Payment of Invoices, Archer Law, PA General Counsel.....	15
25. Approve Payment of Invoices, Stradley Ronon, PA Labor Counsel.....	16
26. Approve Payment of Invoices, Florio, Perrucci, Steinhardt and Cappelli, NJ General Counsel .....	16
27. Invite Any Comments from the Public.....	17
28. Scheduling of the September 22, 2025 Meeting.....	17 - 18
29. Adjournment.....	18

**DELAWARE RIVER JOINT TOLL BRIDGE COMMISSION**  
**Meeting of July 28, 2025**

**CALL TO ORDER**

The Regular Monthly Meeting of the Delaware River Joint Toll Bridge Commission was called to order at the Scudder Falls Administration Building via Microsoft Teams and in person on Monday, July 28, 2025, at 10:33 a.m. pursuant to notice properly forwarded to each member in compliance with the by-laws. Joseph J. Resta, Executive Director presided at this meeting.

**APPEARANCES:**

**COMMISSION MEMBERS:**

Hon. Aladar Komjathy (New Jersey)  
Hon. Pamela Janvey (Pennsylvania)  
Hon. Yuki Moore Laurenti (New Jersey)  
Hon. Daniel Grace (Pennsylvania)  
Hon. Michael Lavery (New Jersey)  
Hon. Lori Ciesla (New Jersey)  
Hon. John Christy (Pennsylvania)  
Hon. Daniella Young (Pennsylvania)  
Hon. Walter Orcutt (New Jersey)

**COMMISSION MEMBERS ABSENT:**

Hon. Ismail Shahid (Pennsylvania)

**COMMISSION COUNSEL:**

Shelley Smith, Archer Law, Pennsylvania  
Katy Fina, Florio, Perrucci Steinhardt & Cappelli, New Jersey  
Brian O'Neill, Chiesa, Shahinian & Giantomasi, New Jersey  
Jonathan Bloom, Stradley Ronon, Pennsylvania

**GOVERNORS' REPRESENTATIVES:**

Dorian Smith, NJ Governor's Office  
Anthony Luker, PA Governor's Office

**COMMISSION STAFF MEMBERS:**

Joseph Resta, Executive Director  
Arnold Conoline, Chief Administrative Officer  
Kevin Skeels, Chief Engineer  
Steve Burke, Assistant Chief Engineer  
Qiyang (Tracy) Zhao, Chief Financial Officer  
Joseph Donnelly, Deputy Executive Director of Communications

**DELAWARE RIVER JOINT TOLL BRIDGE COMMISSION**  
**Meeting of July 28, 2025**

Charmaine Graves, Comptroller  
Charles Stracciolini, Program Manager of Technology  
Mark Murranko, Deputy Executive Director of Operations  
Jodee Inscho, Director of Community Affairs  
Donna Tronolone, Administrative Generalist, Executive Office  
Heather McConnell, Executive Administrative Generalist/Commissioner Liaison

**PROFESSIONAL ASSOCIATES:**

Pete Peterson, Bellevue Associates

**OTHERS:**

Ray Cunningham, Marlton, NJ

**ROLL CALL**

Joseph Resta, Executive Director, in his capacity as Secretary for this Meeting called the roll, and at the conclusion thereof, reported that there was a quorum present-there being four members present from the Commonwealth of Pennsylvania and five members present from the State of New Jersey.

**WELCOMING REMARKS OF THE EXECUTIVE DIRECTOR**

Executive Director Resta welcomed those persons whose identities are set forth hereinabove under "Appearances".

**INTRODUCE ANY COMMENTS FROM THE PUBLIC**

Executive Director Resta addressed the meeting and said:

*This is the portion in the meeting where we invite comments on the agenda items from the public, so these are agenda item comments. Procedure for public comment are as follows: Speakers will be allowed one three-minute time frame to provide comment. There will be no repeat speakers and no yielding time to another speaker. Does anyone wish to make comments on today's agenda? There will be another portion of the meeting later for new business comments. Hearing none.*

**EXECUTIVE DIRECTOR'S REPORT**

*Good morning, commissioners, the agenda for today's meeting contains a resolution for cancellation of the August Commission Meeting in keeping with past practice. During the month of August, Commission staff will begin preparation of the necessary documentation for the 2026 Operating Budget and 2026-2027 Capital Plan. Commissioners will receive the draft budgets at the close of our October meeting cycle for their review, and staff will revise and resubmit until the December meeting where budgets are routinely authorized for the ensuing year.*

**DELAWARE RIVER JOINT TOLL BRIDGE COMMISSION**  
**Meeting of July 28, 2025**

*At our New Hope Lambertville Toll Bridge, we are currently in construction of the hard conversion of the crossing to an open road, all-electronic tolling facility. Toll booths are being demolished, an open road gantry will be constructed, and cars will travel at highway speeds without stopping. For your consideration today is a design contract award for the second AET hard conversion at our Trenton-Morrisville Toll Bridge. This project will remove toll booths and provide a gantry for toll collection that allows for the free flow of traffic, eliminating idling vehicles and reducing toll booth accidents. In addition, the interchange at this location requires re-design to meet current highway geometry design standards.*

*In 2020, during the uncertainty of the economic recession due to the pandemic, the Commission adopted its Financial Resilience Policy, which defined the financial parameters from which future toll adjustments would be applicable. Annually projecting Debt Service Coverage Ratio and General Reserve Fund Balance is a responsibility of the Commission's traffic engineer and our Chief Financial Officer, as those metrics are the indicators of fiscal health that allow the DRJTBC to undertake its capital program under the direction of our Chief Engineer and keep its inventory of toll and toll-supported bridges in a state of good repair. But over the past five years, the Commission has faced rising costs for its capital program, due to the construction economics that support our infrastructure industry. For example, in the past five years, from 2020 to 2025, construction costs have increased approximately 35%, with future annual escalation of approximately 4% being placed on projects yet to be initiated. In the past five years, hot mix asphalt has risen 28%, concrete has risen 46%, structural steel has risen 66%, and fuel has risen 44%. We still have supply chain issues delaying and increasing the cost of our capital projects, despite the end of the pandemic.*

*We are stewards of 20 main river bridge crossings, two from the late 1800s, four from the early 1900s, two from the 1920s, three from the 1930s, one from the 1940s, five from the 1950s, one from the 1970s, one from the 1980s, and only one from 2019. Many of our earlier bridges rest on piers from the early 1800s. Aging bridge infrastructure requires diligent oversight and constant care, year in and year out, and does not wait for a favorable economic climate to require funding for rehabilitation.*

*The Bridge Commission does not receive any funding from fuels taxing, does not receive funding from tax proceeds from the Commonwealth of Pennsylvania or the State of New Jersey, does not receive any Federal funding for its heavy highway, bridge, and facility projects. We rely solely on the payment of tolls to support our bridge system. Our jurisdiction has been in a mature traffic service area for decades, meaning that traffic does not dramatically increase every year, so the Commission relies on its toll structure to enhance revenue.*

*As such, Commission staff and financial advisor, using traffic and revenue projections of our traffic engineer, have informed Commissioners that without enhanced revenue, the Debt Service Coverage Ratio and General Reserve Fund Balance is expected to fall below the minimums contained in the Financial Resilience Policy. Therefore we are requesting support for a resolution to initiate the Toll Adjustment Hearing Process within the coming months; in addition, we will also develop a Plan of Finance to bolster the Commission's bond ratings in anticipation of a near-term capital bond issue.*

**DELAWARE RIVER JOINT TOLL BRIDGE COMMISSION**  
**Meeting of July 28, 2025**

*Commissioners, we know that a toll adjustment is one of the biggest decisions that you will face in your public service at the Bridge Commission and is never taken lightly. It's our mission-critical, collective obligation to provide safe and efficient interstate crossing that compels us to do so.*

*In closing, there are several personnel actions for your consideration. For these, and all resolutions, we ask for your support.*

*Thank you, Commissioners, this concludes my remarks.*

**APPROVAL OF MINUTES FOR REGULAR COMMISSION MEETING JUNE 30, 2025**

**R: 5226-07-25-ADM-01-07-25**

Executive Director Resta addressed the meeting and requested the adoption of a Resolution approving the Minutes of the Commission Meeting held June 30, 2025.

At the conclusion of the review, Vice Chair Janvey moved and Chairman Komjathy seconded the adoption of the following Resolution:

**"RESOLVED:** by the Delaware River Joint Toll Bridge Commission at its Regular Meeting assembled this 28<sup>th</sup> Day of July 2025 that the Minutes of the Regular Commission Meeting held on June 30, 2025 are hereby approved.."

Executive Director Resta reported that there were five affirmative votes from New Jersey, and four affirmative votes from Pennsylvania.

Executive Director Resta then invited any further questions on the Resolution. No further questions were presented, and the Resolution was unanimously adopted.

**APPROVAL OF OPERATIONS REPORT-MONTH OF JUNE 2025**

**R: 5227-07-25-ADM-02-07-25**

Executive Director Resta addressed the meeting and asked if there were any questions on any of the reports contained in the "Operations Report".

At the conclusion of the review, Chairman Komjathy moved and Vice Chair Janvey seconded the adoption of the following Resolution:

**"RESOLVED:** by the Delaware River Joint Toll Bridge Commission at its Regular Meeting assembled this 28<sup>th</sup> Day of July 2025 that the Operations Report, which reflects Commission activity for the month of June 2025 is hereby approved."

Executive Director Resta reported that there were five affirmative votes from New Jersey, and four affirmative votes from Pennsylvania.

Executive Director Resta then invited any further questions on the Resolution. No further questions were presented, and the Resolution was unanimously adopted.



**DELAWARE RIVER JOINT TOLL BRIDGE COMMISSION**  
**Meeting of July 28, 2025**

**CANCELLATION OF AUGUST 20, 2025 MONTHLY COMMITTEE MEETING AND  
AUGUST 25, 2025 REGULAR MONTHLY COMMISSION MEETING**

**R: 5228-07-25-ADM-03-07-25**

Executive Director Resta addressed the Meeting and asked the Commission Members, if, after their review, there were any questions.

At the conclusion of the review, Vice Chair Janvey moved and Chairman Komjathy seconded the adoption of the following Resolution:

**“RESOLVED:** by the Delaware River Joint Toll Bridge Commission at its Regular Meeting assembled this 28<sup>th</sup> Day of July 2025, that the Commission via this Resolution, authorizes the cancellation of the Commissions August 20, 2025 Committee Meeting, and August 25, 2025 Regular Monthly Commission Meeting.”

Executive Director Resta reported that there were five affirmative votes from New Jersey, and four affirmative votes from Pennsylvania.

Executive Director Resta then invited any further questions on the Resolution. No further questions were presented, and the Resolution was unanimously adopted.

**APPROVAL OF TOLL ADJUSTMENT HEARING PROCESS**

**R:5229-07-25-FIN-01-07-25**

Executive Director Resta addressed the Meeting and asked the Commission Members, if, after their review, there were any questions.

At the conclusion of the review, Chairman Komjathy moved and Vice Chair Janvey seconded the adoption of the following Resolution:

**“WHEREAS:** The Commission has an important responsibility to its customers and host communities to wisely manage the Commission’s finances in both the short term and the long term; and

**“WHEREAS:** the Commission is committed to an ongoing capital program to ensure the safety, efficiency, and structural integrity at its tolled and toll-supported bridges; and

**“WHEREAS:** the Commission intends to carry out its promise of providing the public with numerous improvements in transportation infrastructure, traffic-congestion relief, and safety and security; and

**“WHEREAS:** the Commission must preserve and protect the Commission’s revenue base to ensure it can fund its operating, maintenance, and capital responsibilities in multiple economic environments; and

**DELAWARE RIVER JOINT TOLL BRIDGE COMMISSION**  
**Meeting of July 28, 2025**

**“WHEREAS:** the Commission desires to maintain or improve its creditworthiness and public credit rating (the “Credit Rating”) to ensure cost-efficient access to capital markets; and

**“WHEREAS:** the Commission’s 2003 Bond Indenture requires, among other things, that the Commission take certain steps so that the net revenue generated by the Commission from certain funding sources is at least an amount that satisfies those certain formulae set forth in detail in the Security for Bonds, Rate Covenant section of the 2003 Bond Indenture (the “Minimum Debt Service Coverage Ratio”); and

**“WHEREAS:** in 2020, the Commission adopted a Financial Resilience Policy affirming that the minimum targeted cash balance of the Commission shall be the greater of Eighty Million Dollars (\$80,000,000.00) or fifteen percent (15%) of the Commission’s then current outstanding principal indebtedness (the “Minimum Balance” to achieve the Commission’s optimal targeted debt service coverage in an amount equal to or greater than two (2) times annual debt service for each year bonds are outstanding (the “Target Coverage Ratio”); and

**“WHEREAS:** the Commission’s Financial Resilience Policy requires the Commission to assess the need for toll adjustments in any year in which its General Reserve Fund balance will fall below Minimum Balance and the projected Coverage Ratio will fall below 1.75 times annual debt service; and

**“WHEREAS:** the Commission presently projects that its General Reserve Fund balance will fall below the Minimum Balance threshold, and the Coverage Ratio will fall below the targeted ratio of 1.75 times annual debt service without steps to enhance its projected revenues;

**“BE IT RESOLVED:** that the standard for assessing the need for toll adjustments set forth in the Commission’s Financial Resilience Policy has been met.

**“AND BE IT FURTHER RESOLVED:** By the Delaware River Joint Toll Bridge Commission at its Regular Meeting assembled this 28<sup>th</sup> Day of July 2025, that the Executive Director and appropriate officers and authorized agents of the Commission are hereby authorized to initiate a hearing process to assess the need for a prospective Toll Adjustment.”

Executive Director Resta reported that there were five affirmative votes from New Jersey, and four affirmative votes from Pennsylvania.

Executive Director Resta then invited any further questions on the Resolution. No further questions were presented, and the Resolution was unanimously adopted.

**DELAWARE RIVER JOINT TOLL BRIDGE COMMISSION**  
**Meeting of July 28, 2025**

**TRENTON-MORRISVILLE TOLL BRIDGE ALL ELECTRONIC TOLLING (AET) AND PENNSYLVANIA AVENUE INTERCHANGE DESIGN, CONTRACT C-691A-AWARD OF CONTRACT**

**R:5230-07-25-ENG-01-07-25**

Executive Director Resta addressed the Meeting and asked the Commission Members, if, after their review, there were any questions.

At the conclusion of the review, Commissioner Grace moved and Commissioner Lavery seconded the adoption of the following Resolution:

**“RESOLVED:** by the Delaware River Joint Toll Bridge Commission at its Regular Meeting assembled this 28<sup>th</sup> Day of July 2025, that the Commission award Contract No. C-691A, Trenton-Morrisville Toll Bridge All Electronic Tolling (AET) and Pennsylvania Avenue Interchange Design, to AtkinsRéalis USA Inc. of Edison, New Jersey for a not-to-exceed amount of \$3,357,885.85 and identify the General Reserve Fund as the source of funds required for payment of any invoices.

**“RESOLVED:** The Executive Director is hereby authorized to approve and execute all necessary contracts on behalf of the DRJTBC.”

Executive Director Resta reported that there were five affirmative votes from New Jersey, and four affirmative votes from Pennsylvania.

Executive Director Resta then invited any further questions on the Resolution. No further questions were presented, and the Resolution was unanimously adopted.

**APPROVAL OF NEW EMPLOYEE HANDBOOK**

**R: 5231-07-25-HR-01-07-25**

Executive Director Resta addressed the Meeting and asked the Commission Members, if, after their review, there were any questions.

At the conclusion of the review, Commissioner Christy moved and Commissioner Orcutt seconded the adoption of the following Resolution:

Commissioner Lavery addressed the meeting and said:

*Can I just make a comment on that?*

Executive Director Resta addressed the meeting and said:

*Yes, sir.*

**DELAWARE RIVER JOINT TOLL BRIDGE COMMISSION**  
**Meeting of July 28, 2025**

Commissioner Lavery addressed the meeting and said:

*So, I think I'm stating the obvious, but just so everybody understands, that can't be amended without a vote of the Commissioners, because I think there was a comment made before that certain actions could be taken, but anything that's contrary to what's in the new employee handbook would have to come back here for approval.*

Executive Director Resta addressed the meeting and said:

*Okay. We will change the resolution to reflect that.*

Commissioner Lavery addressed the meeting and said:

*Okay.*

Executive Director Resta addressed the meeting and said:

*Let the record state that the resolution will be changed to accommodate Commissioner Lavery's comments.*

Commissioner Christy addressed the meeting and said:

*Would you like me to make the motion again then?*

Executive Director Resta addressed the meeting and said:

*Yes. Please.*

Chairman Komjathy addressed the meeting and said:

*As amended.*

Executive Director Resta addressed the meeting and said:

*As amended.*

Commissioner Christy addressed the meeting and said:

*As amended.*

Commissioner Orcutt addressed the meeting and said:

*I will second that as amended.*

**DELAWARE RIVER JOINT TOLL BRIDGE COMMISSION**  
**Meeting of July 28, 2025**

Executive Director Resta addressed the meeting and said:

*Thank you. One second. I'm just writing that in. Thank you.*

**“RESOLVED:** by the Delaware River Joint Toll Bridge Commission at its Regular Meeting assembled this 28<sup>th</sup> Day of July 2025, that the Commission, via this Resolution, authorizes the approval of the new Employee Handbook dated September 1, 2025 and authorizes its distribution to employees, with any further amendments thereto subject to Board approval.”

Executive Director Resta reported that there were five affirmative votes from New Jersey, and four affirmative votes from Pennsylvania.

Executive Director Resta then invited any further questions on the Resolution. No further questions were presented, and the Resolution was unanimously adopted.

Chairman Komjathy addressed the meeting and said:

*Personnel items, right, Mr. Resta?*

Executive Director Resta addressed the meeting and said:

*Personnel items.*

Chairman Komjathy addressed the meeting and said:

*We have a bunch of those. Any retirements?*

Executive Director Resta addressed the meeting and said:

*There may be.*

**APPOINTMENT OF NICHUA LIACI TO TOLL-SUPPORTED BRIDGE MONITOR II,  
CENTRAL REGION**

**R: 5232-07-25-PER-01-07-25**

Executive Director Resta addressed the Meeting and asked the Commission Members, if, after their review, there were any questions.

At the conclusion of the review, Commissioner Ciesla moved and Commissioner Young seconded the adoption of the following Resolution:

**“RESOLVED:** by the Delaware River Joint Toll Bridge Commission at its Regular Meeting assembled this 28<sup>th</sup> Day of July 2025, that Nichua Liaci be appointed to the position of Toll-Supported Bridge Monitor II, Central Region, in the Public Safety and Bridge Security Division. Compensation shall be set at \$48,000 per annum, which is the starting salary for the Toll Supported

**DELAWARE RIVER JOINT TOLL BRIDGE COMMISSION**  
**Meeting of July 28, 2025**

Bridge Monitor II position in accordance with the Salary Table effective January 1, 2025. The appointment to be made pending satisfactory completion of the required personnel processing.”

Executive Director Resta reported that there were five affirmative votes from New Jersey, and four affirmative votes from Pennsylvania.

Executive Director Resta then invited any further questions on the Resolution. No further questions were presented, and the Resolution was unanimously adopted.

**APPOINTMENT OF JOHN PEREZ TO TOLL-SUPPORTED BRIDGE MONITOR II, CENTRAL REGION**

**R: 5233-07-25-PER-02-07-25**

Executive Director Resta addressed the Meeting and asked the Commission Members, if, after their review, there were any questions.

At the conclusion of the review, Commissioner Young moved and Commissioner Orcutt seconded the adoption of the following Resolution:

**“RESOLVED:** by the Delaware River Joint Toll Bridge Commission at its Regular Meeting assembled this 28<sup>th</sup> Day of July 2025, that John Perez be appointed to the position of Toll-Supported Bridge Monitor II, Central Region, in the Public Safety and Bridge Security Division. Compensation shall be set at \$48,000 per annum, which is the starting salary for the Toll-Supported Bridge Monitor II position in accordance with the Salary Table effective January 1, 2025. The appointment to be made pending satisfactory completion of the required personnel processing.”

Executive Director Resta reported that there were five affirmative votes from New Jersey, and four affirmative votes from Pennsylvania.

Executive Director Resta then invited any further questions on the Resolution. No further questions were presented, and the Resolution was unanimously adopted.

**APPOINTMENT OF KEVIN SUTLIFF TO TOLL-SUPPORTED BRIDGE MONITOR II, CENTRAL REGION**

**R: 5234-07-25-PER-03-07-25**

Executive Director Resta addressed the Meeting and asked the Commission Members, if, after their review, there were any questions.

At the conclusion of the review, Commissioner Lavery moved and Commissioner Grace seconded the adoption of the following Resolution:

**“RESOLVED:** by the Delaware River Joint Toll Bridge Commission at its Regular Meeting assembled this 28<sup>th</sup> Day of July 2025, that Kevin Sutliff be appointed to the position of Toll-Supported Bridge Monitor II, Central Region, in the Public Safety and Bridge Security Division.

**DELAWARE RIVER JOINT TOLL BRIDGE COMMISSION**  
**Meeting of July 28, 2025**

Compensation shall be set at \$48,000 per annum, which is the starting salary for the Toll-Supported Bridge Monitor II position in accordance with the Salary Table effective January 1, 2025. The appointment to be made pending satisfactory completion of the required personnel processing.”

Executive Director Resta reported that there were five affirmative votes from New Jersey, and four affirmative votes from Pennsylvania.

Executive Director Resta then invited any further questions on the Resolution. No further questions were presented, and the Resolution was unanimously adopted.

**APPOINTMENT OF ROSHANE WALKER TO TOLL-SUPPORTED BRIDGE MONITOR II, CENTRAL REGION**

**R: 5235-06-25-PER-04-07-25**

Executive Director Resta addressed the Meeting and asked the Commission Members, if, after their review, there were any questions.

At the conclusion of the review, Commissioner Christy moved and Commissioner Ciesla seconded the adoption of the following Resolution:

Commissioner Christy addressed the meeting and said:

*Sure. For the Central Region, I would be happy to.*

**“RESOLVED:** by the Delaware River Joint Toll Bridge Commission at its Regular Meeting assembled this 28<sup>th</sup> Day of July 2025, that Roshane Walker be appointed to the position of Toll-Supported Bridge Monitor II, Central Region, in the Public Safety and Bridge Security Division. Compensation shall be set at \$48,000 per annum, which is the starting salary for the Toll-Supported Bridge Monitor II position in accordance with the Salary Table effective January 1, 2025. The appointment to be made pending satisfactory completion of the required personnel processing.”

Executive Director Resta reported that there were five affirmative votes from New Jersey, and four affirmative votes from Pennsylvania.

Executive Director Resta then invited any further questions on the Resolution. No further questions were presented, and the Resolution was unanimously adopted.

**APPOINTMENT OF JOHNNIE FULMORE TO TOLL-SUPPORTED BRIDGE MONITOR II, SOUTHERN REGION**

**R: 5236-07-25-PER-05-07-25**

Executive Director Resta addressed the Meeting and asked the Commission Members, if, after their review, there were any questions.

**DELAWARE RIVER JOINT TOLL BRIDGE COMMISSION**  
**Meeting of July 28, 2025**

At the conclusion of the review, Commissioner Laurenti moved and Vice Chair Janvey seconded the adoption of the following Resolution:

**“RESOLVED:** by the Delaware River Joint Toll Bridge Commission at its Regular Meeting assembled this 28<sup>th</sup> Day of July 2025, that Johnnie Fulmore be appointed to the position of Toll-Supported Bridge Monitor II, Southern Region, in the Public Safety and Bridge Security Division. Compensation shall be set at \$48,000 per annum, which is the starting salary for the Toll Supported Bridge Monitor II position in accordance with the Salary Table effective January 1, 2025. The appointment to be made pending satisfactory completion of the required personnel processing.”

Executive Director Resta reported that there were five affirmative votes from New Jersey, and four affirmative votes from Pennsylvania.

Executive Director Resta then invited any further questions on the Resolution. No further questions were presented, and the Resolution was unanimously adopted.

**APPOINTMENT OF RANDY WOODALL TO CONTROL CENTER MONITOR II**

**R: 5237-07-25-PER-06-07-25**

Executive Director Resta addressed the Meeting and asked the Commission Members, if, after their review, there were any questions.

At the conclusion of the review, Commissioner Grace moved and Commissioner Orcutt seconded the adoption of the following Resolution:

**“RESOLVED:** by the Delaware River Joint Toll Bridge Commission at its Regular Meeting assembled this 28<sup>th</sup> Day of July 2025, that Randy Woodall be appointed to the position of Control Center Monitor II in the Public Safety and Bridge Security Division. Compensation shall be set at \$51,283, which is the starting salary for the Control Center Monitor II position in accordance with the Salary Table effective January 1, 2025. The appointment to be made pending satisfactory completion of the required personnel processing.”

Executive Director Resta reported that there were five affirmative votes from New Jersey, and four affirmative votes from Pennsylvania.

Executive Director Resta then invited any further questions on the Resolution. No further questions were presented, and the Resolution was unanimously adopted.

**APPOINTMENT OF JADEN HIBBERT TO CUSTOMER SERVICE REPRESENTATIVE/TOLL AUDITOR POSITION**

**R: 5238-07-25-PER-07-07-25**

Executive Director Resta addressed the Meeting and asked the Commission Members, if, after their review, there were any questions.



**DELAWARE RIVER JOINT TOLL BRIDGE COMMISSION**  
**Meeting of July 28, 2025**

At the conclusion of the review, Vice Chair Janvey moved and Chairman Komjathy seconded the adoption of the following Resolution:

**“RESOLVED:** by the Delaware River Joint Toll Bridge Commission at its Regular Meeting assembled this 28<sup>th</sup> Day of July 2025, that Jaden Hibbert be appointed to the position of Customer Service Representative/Toll Auditor Position in the E-Z Pass Department at the Scudder Falls Administration Building. Compensation shall be set at \$56,907, which is the starting salary for the Customer Service Representative/Toll Auditor Position in accordance with the Salary Table effective January 1, 2025. The appointment to be made pending satisfactory completion of the required personnel processing.”

Executive Director Resta reported that there were five affirmative votes from New Jersey, and four affirmative votes from Pennsylvania.

Executive Director Resta then invited any further questions on the Resolution. No further questions were presented, and the Resolution was unanimously adopted.

**APPOINTMENT OF KENEISHA ROSS TO ELECTRONIC TOLL SYSTEM AUDITOR**

**R: 5239-07-25-PER-08-07-25**

Executive Director Resta addressed the Meeting and asked the Commission Members, if, after their review, there were any questions.

At the conclusion of the review, Commissioner Lavery moved and Commissioner Grace seconded the adoption of the following Resolution:

**“RESOLVED:** by the Delaware River Joint Toll Bridge Commission at its Regular Meeting assembled this 28<sup>th</sup> Day of July 2025, that Keneisha Ross be appointed to the position of Electronic Toll System Auditor in the Accounting Department at the Scudder Falls Administration Building. Compensation shall be set at \$58,297, which is the starting salary for the Electronic Toll System Auditor position in accordance with the Salary Table effective January 1, 2025. The appointment to be made pending satisfactory completion of the required personnel processing.”

Executive Director Resta reported that there were five affirmative votes from New Jersey, and four affirmative votes from Pennsylvania.

Executive Director Resta then invited any further questions on the Resolution. No further questions were presented, and the Resolution was unanimously adopted.

**PROMOTION OF MAINTENANCE EMPLOYEE (1) INDIVIDUAL**

**R: 5240-06-25-PER-09-07-25**

Executive Director Resta addressed the Meeting and asked the Commission Members, if, after

**DELAWARE RIVER JOINT TOLL BRIDGE COMMISSION**  
**Meeting of July 28, 2025**

their review, there were any questions.

At the conclusion of the review, Commissioner Grace moved and Commissioner Laurenti seconded the adoption of the following Resolution:

**“RESOLVED:** by the Delaware River Joint Toll Bridge Commission at its Regular Meeting assembled this 28<sup>th</sup> Day of July 2025, that the Commission authorizes the Executive Director to affect the promotion of the following employee, at the stated salary at the start of the first pay period after the approval of this Resolution to the classifications indicated: Robert Coates I-78 Maintenance Worker I \$60,385.”

Executive Director Resta reported that there were five affirmative votes from New Jersey, and four affirmative votes from Pennsylvania.

Executive Director Resta then invited any further questions on the Resolution. No further questions were presented, and the Resolution was unanimously adopted.

**PROMOTION OF PUBLIC SAFETY & BRIDGE SECURITY EMPLOYEE (1)  
INDIVIDUAL**

**R: 5241-07-25-PER-10-07-25**

Executive Director Resta addressed the Meeting and asked the Commission Members, if, after their review, there were any questions.

At the conclusion of the review, Vice Chair Janvey moved and Commissioner Ciesla seconded the adoption of the following Resolution:

**“RESOLVED:** by the Delaware River Joint Toll Bridge Commission at its Regular Meeting assembled this 28<sup>th</sup> Day of July 2025, that the Commission authorizes the Executive Director to affect the promotion of the following employee, at the stated salary at the beginning of the pay period immediately following their position anniversary date, in accordance with established policy: Jodi Fisk CR Toll Supported Bridge Monitor I \$58,297.”

Executive Director Resta reported that there were five affirmative votes from New Jersey, and four affirmative votes from Pennsylvania.

Executive Director Resta then invited any further questions on the Resolution. No further questions were presented, and the Resolution was unanimously adopted.

Executive Director Resta addressed the meeting and said:

*In keeping with past practice, the ratification of payment to our legal counsel will be recited. All four resolutions will be recited at once and we'll do one voice vote.*

**DELAWARE RIVER JOINT TOLL BRIDGE COMMISSION**  
**Meeting of July 28, 2025**

**APPROVAL FOR PAYMENT OF INVOICES, CHIESA, SHAHINIAN & GIANTOMASI,  
NJ LABOR COUNSEL**

**R: 5242-07-25-ACCT-01-07-25**

Executive Director Resta addressed the Meeting and asked the Commission Members, if, after their review, there were any questions.

At the conclusion of the review, Chairman Komjathy moved and Vice Chair Janvey seconded the adoption of the following Resolution:

**“RESOLVED:** By the Delaware River Joint Toll Bridge Commission at its Regular Meeting assembled this 28<sup>th</sup> Day of July 2025, authorizes payment of invoices #645719 and #645718 in the total amount due of \$425.00 for professional services rendered to Chiesa, Shahinian & Giantomasi, New Jersey Labor Counsel.

**“RESOLVED:** Identifying the Operating Fund as the source of funds required for any and all disbursements.”

Executive Director Resta reported that there were five affirmative votes from New Jersey, and four affirmative votes from Pennsylvania.

Executive Director Resta then invited any further questions on the Resolution. No further questions were presented, and the Resolution was unanimously adopted.

**APPROVE PAYMENT OF INVOICES, ARCHER LAW, PA GENERAL COUNSEL**

**R: 5243-07-25-ACCT-02-07-25**

Executive Director Resta addressed the Meeting and asked the Commission Members, if, after their review, there were any questions.

At the conclusion of the review, Chairman Komjathy moved and Vice Chair Janvey seconded the adoption of the following Resolution:

**“RESOLVED:** By the Delaware River Joint Toll Bridge Commission at its Regular Meeting assembled this 28<sup>th</sup> Day of July 2025, authorizes payment of invoices #4360251, #4360253, #4360250, #4360254, #4360252, #4360255 and #4356828 in the total amount of \$12,925.00 for Professional Services Rendered by Archer Law; and

**“RESOLVED:** Identifying the Operating Fund as the source of funds required for any and all disbursements.”

Executive Director Resta reported that there were five affirmative votes from New Jersey, and four affirmative votes from Pennsylvania.

Executive Director Resta then invited any further questions on the Resolution. No further questions were presented, and the Resolution was unanimously adopted.

**DELAWARE RIVER JOINT TOLL BRIDGE COMMISSION**  
**Meeting of July 28, 2025**

**APPROVE PAYMENT OF INVOICES, STRADLEY RONON, PA LABOR COUNSEL**

**R: 5244-07-25-ACCT-03-07-25**

Executive Director Resta addressed the Meeting and asked the Commission Members, if, after their review, there were any questions.

At the conclusion of the review, Chairman Komjathy moved and Vice Chair Janvey seconded the adoption of the following Resolution:

**“RESOLVED:** By the Delaware River Joint Toll Bridge Commission at its Regular Meeting assembled this 28<sup>th</sup> Day of July 2025, authorizes payment of invoices #25062276, #25062275, #25062274 in the total amount of \$14,245.00 for Professional Services Rendered by Stradley Ronon, PA Labor Counsel ; and

**“RESOLVED:** Identifying the Operating Fund as the source of funds required for any and all disbursements.”

Executive Director Resta reported that there were five affirmative votes from New Jersey, and four affirmative votes from Pennsylvania.

Executive Director Resta then invited any further questions on the Resolution. No further questions were presented, and the Resolution was unanimously adopted.

**APPROVE PAYMENT OF INVOICES, FLORIO, PERRUCCI, STEINHARDT AND CAPPELLI, NJ GENERAL COUNSEL**

**R: 5245-07-25-ACCT-04-07-25**

Executive Director Resta addressed the Meeting and asked the Commission Members, if, after their review, there were any questions.

At the conclusion of the review, Chairman Komjathy moved and Vice Chair Janvey seconded the adoption of the following Resolution:

**“RESOLVED:** By the Delaware River Joint Toll Bridge Commission at its Regular Meeting assembled this 28<sup>th</sup> Day of July 2025, authorizes payment of invoice #648704 in the total amount due of \$1,650.00 for Capital and Non-Capital Professional Services Rendered by Florio, Perrucci, Steinhardt and Cappelli, NJ Legal Counsel; and

**“RESOLVED:** Identifying the Operating Fund as the source of funds required for any and all disbursements.”

Executive Director Resta reported that there were five affirmative votes from New Jersey, and four affirmative votes from Pennsylvania.

Executive Director Resta then invited any further questions on the Resolution. No further questions were presented, and the Resolution was unanimously adopted.

**DELAWARE RIVER JOINT TOLL BRIDGE COMMISSION**  
**Meeting of July 28, 2025**

**INVITE ANY COMMENTS FROM THE PUBLIC**

Executive Director Resta addressed the meeting and said:

*We are now at the point in the meeting where we take new business comments from the public. We will start with our in-person guest, Mr. Cunningham, do you wish to make a comment?*

Ray Cunningham of Marlton, NJ addressed the meeting and said:

*No comment. Thank you.*

Executive Director Resta addressed the meeting and said:

*Our on-line individuals? Are there folks on the Teams meeting on-line? Does anyone wish to make comment? Please identify yourself by name and town of residence. Hearing none.*

**SCHEDULING OF THE SEPTEMBER 22, 2025 MEETING**

Executive Director Resta addressed the Meeting and stated that the Commission's next meeting is scheduled to be held Monday, September 22, 2025.

This meeting will be called to Order at 10:30 a.m. at the Scudder Falls Administration Building, 1199 Woodside Road, Yardley, PA 19067.

Executive Director Resta assured the Commission Members that an “Official Notice of Meeting” would be forwarded to each and every Member of the Commission.

Chairman Komjathy addressed the meeting and said:

*Joe, before we make a motion. I want to thank my fellow Commissioners and staff and a lot of the people at the bridge while I was out sick, I had a lot of calls and texts. You know me, I love coming to this place. Today is my first time back in three months. I couldn't have done it without you. So, thank you all.*

Executive Director Resta addressed the meeting and said:

*Thank you, Chairman.*

Chairman Komjathy addressed the meeting and said:

*I know I have a family, so thank you.*

Vice Chair Janvey addressed the meeting and said:

*The Bridge Commission is always a family, their employees and their commissioners.*

**DELAWARE RIVER JOINT TOLL BRIDGE COMMISSION**  
**Meeting of July 28, 2025**

Executive Director Resta addressed the meeting and said:

*Okay. We have had a motion to adjourn. Folks, we are adjourned. Thank you.*

**ADJOURNMENT**

Commissioner Christy then moved that the Meeting be adjourned, and Commissioner Grace seconded. The voice vote was unanimously affirmative, and the Meeting was adjourned at 10:54 a.m., Monday, July 28, 2025.

**Prepared and submitted by:**



HEATHER L. MCCONNELL  
Executive Administrative Generalist/  
Commissioner Liaison



**Attested by:**

ARNOLD J. CONOLINE  
Assistant Secretary/Treasurer

**Approved by:**



JOSEPH J. RESTA  
Executive Director

# **DELAWARE RIVER JOINT TOLL BRIDGE COMMISSION**

**Meeting of July 28, 2025**

## **FINANCE**

The following Pages reflect the reports on those items assigned to the Finance Department. Each item is reported separately and page numbered accordingly.

**DELAWARE RIVER JOINT TOLL BRIDGE COMMISSION**

**Meeting of July 28, 2025**

<b>SUBJECT</b>	<b>DESCRIPTION</b>	<b>PAGE NUMBER</b>
<b>Accounting</b>	<b>Status of Cash Balances at June 30, 2025</b>	<b>1</b>
<b>Accounting</b>	<b>Status of Bond Retirement at June 30, 2025</b>	<b>2</b>
<b>Accounting</b>	<b>Status of Investments at June 30, 2025</b>	<b>3–6</b>
<b>Accounting</b>	<b>Status of Toll Traffic and Revenue &amp; Toll Supported Traffic Month of June 2025 Compared with Month of June 2024</b>	<b>7-22</b>
<b>Accounting</b>	<b>Statistical Summary of Expenditures on Toll Bridges and Toll Supported Bridges Accounts for the Period June 1, 2025, through June 30, 2025</b>	<b>23-31</b>
<b>Accounting</b>	<b>Statement of Revenue and Expenses: Six Month Period ending June 30, 2025</b>	<b>32</b>



**DELAWARE RIVER JOINT TOLL BRIDGE COMMISSION**

**Meeting of July 28, 2025**

**There follows Cash Balances of the Commission at June 30, 2025 for the  
information and review of the Members:**

**COMMISSION CASH DEPOSITS**

Wells Fargo Bank, N. A.		
Revenue Fund		16,249,503
Payroll Fund		86,186
Insurance Clearing Account		750,000
<b>TOTAL</b>	<b>\$</b>	<b>17,085,689</b>

**CASH DEPOSIT GUARANTEES**

<b>Wells Fargo Bank</b>	<b>PA ACT 72</b>	<b>FULL BALANCE</b>
-------------------------	------------------	---------------------

# DELAWARE RIVER JOINT TOLL BRIDGE COMMISSION

Meeting of July 28, 2025

## STATUS OF BRIDGE REVENUE BONDS AT June 30, 2025

	SERIES 2015			SERIES 2017			SERIES 2019A			SERIES 2019B			Total	
Maturity	Yield	Principal Amount	Maturities & Calls	Yield	Principal Amount	Maturities & Calls	Yield	Principal Amount	Maturities & Calls	Yield	Principal Amount	Maturities & Calls	Average Yield	Remaining Outstanding
7/1/2019	0	2,410,000	2,410,000											
7/1/2020	1.62%	2,540,000	2,540,000	1.00%	945,000	945,000	1.17%	505,000	505,000	1.17%	6,015,000	6,015,000		-
7/1/2021	1.86%	2,540,000	2,540,000	1.00%	875,000	875,000	1.20%	435,000	435,000	1.20%	5,945,000	5,945,000		-
7/1/2022	2.10%	2,695,000	2,695,000	1.81%	1,740,000	1,740,000	1.23%	455,000	455,000	1.23%	6,255,000	6,255,000		-
7/1/2022							0.00%							-
7/1/2023	2.34%	2,795,000	2,795,000	2.03%	1,865,000	1,865,000	1.25%	480,000	480,000	1.25%	6,565,000	6,565,000		-
7/1/2024	2.43%	2,935,000	2,935,000	2.31%	1,970,000	1,970,000	1.31%	8,015,000	8,015,000	1.31%	6,830,000	6,830,000		-
7/1/2025	2.55%	3,015,000		2.52%	1,070,000		1.40%	8,170,000		1.40%	7,195,000		1.64%	19,450,000
7/1/2026	2.73%	3,180,000					1.49%	8,585,000		1.49%	7,515,000		1.69%	19,280,000
7/1/2026														-
7/1/2027	3.10%	4,540,000		2.80%	20,000		1.59%	5,800,000		1.59%	7,880,000		1.97%	18,240,000
7/1/2027														-
7/1/2028	3.28%	3,380,000		2.95%	35,000		1.69%	9,410,000		1.69%	8,300,000		1.95%	21,125,000
7/1/2029	3.04%	3,480,000	3,480,000	3.08%	8,380,000		1.77%	3,725,000		1.77%	8,670,000		2.30%	20,775,000
7/1/2030	3.10%	3,670,000	3,670,000	3.19%	8,845,000		1.85%	3,930,000		1.85%	9,045,000		2.39%	21,820,000
7/1/2031	3.14%	3,785,000	3,785,000	3.27%	10,765,000		1.91%	4,055,000		1.91%	9,520,000		2.51%	24,340,000
7/1/2032	3.55%	545,000		3.35%	14,735,000		1.97%	725,000		1.97%	9,995,000		2.79%	26,000,000
7/1/2033	3.56%	10,595,000		3.41%	15,715,000		2.09%	760,000					3.43%	27,070,000
7/1/2034	3.60%	11,020,000		3.47%	16,500,000		2.16%	800,000					3.48%	28,320,000
7/1/2035	3.64%	11,460,000		3.52%	17,325,000		2.21%	835,000					3.53%	29,620,000
7/1/2036	3.73%	11,920,000		3.56%	18,190,000		2.25%	880,000					3.59%	30,990,000
7/1/2037		N/A		3.59%	22,015,000		2.29%	925,000					3.54%	22,940,000
7/1/2038		N/A		3.64%	23,115,000		2.32%	970,000					3.59%	24,085,000
7/1/2039		N/A		3.64%	24,270,000		2.35%	1,020,000					3.59%	25,290,000
7/1/2040		N/A		3.64%	25,485,000		2.50%	1,070,000					3.59%	26,555,000
7/1/2041		N/A		3.64%	26,760,000		2.50%	1,125,000					3.59%	27,885,000
7/1/2042		N/A		3.64%	28,100,000		2.50%	1,180,000					3.59%	29,280,000
7/1/2043		N/A		3.69%	15,930,000		2.50%	1,240,000					3.60%	17,170,000
7/1/2043		N/A		4.04%	13,575,000								4.04%	13,575,000
7/1/2044		N/A		3.69%	16,590,000		2.50%	1,300,000					3.60%	17,890,000
7/1/2044		N/A		4.04%	14,255,000								4.04%	14,255,000
7/1/2045		N/A		3.69%	17,275,000		3.04%	1,365,000					3.64%	18,640,000
7/1/2045		N/A		4.04%	14,965,000								4.04%	14,965,000
7/1/2046		N/A		3.69%	17,990,000		3.04%	1,405,000					3.64%	19,395,000
7/1/2046		N/A		4.04%	15,715,000								4.04%	15,715,000
7/1/2047		N/A		3.69%	18,745,000		3.04%	1,450,000					3.64%	20,195,000
7/1/2047		N/A		4.04%	16,490,000								4.04%	16,490,000
7/1/2048							3.04%	1,490,000					3.04%	1,490,000
7/1/2049							3.04%	1,535,000					3.04%	1,535,000
		\$ 86,505,000	\$ 26,850,000		\$ 430,250,000	\$ 7,395,000		\$ 73,640,000	\$ 9,890,000		\$ 99,730,000	\$ 31,610,000		\$ 614,380,000

Footnote: Series 2012A Bonds were Called on October 17, 2022.



Delaware River Joint TBC  
Purchases Report  
Sorted by Fund - Maturity Date  
June 1, 2025 - June 30, 2025

CUSIP	Investment #	Fund	Sec. Type	Issuer	Original Par Value	Purchase Date	Payment Periods	Principal Purchased	Accrued Interest at Purchase	Rate at Purchase	Maturity Date	YTM	Ending Book Value
General Reserve Fund													
3136GAGW3	11180	01GRF	FAC	FNMA	4,400,000.00	06/30/2025	08/10 - 02/10	4,402,750.00	23,552.22	4.100	08/10/2028	4.043	4,402,747.54
Subtotal					4,400,000.00			4,402,750.00	23,552.22				4,402,747.54
Total Purchases					4,400,000.00			4,402,750.00	23,552.22				4,402,747.54



**Delaware River Joint TBC  
Investment Classification  
Sorted by Fund - Maturity Date  
June 30, 2025**

DRJTBC

CUSIP	Investment #	Fund	Issuer	Investment Class	Par Value	YTM	Maturity Date	Market Price	Market Date	Market Value	Book Value	Reported Value
<b>Debt Service Fund</b>												
38145C752	10113	01DSF	Goldman Sachs Ila Fed Port	Amort	10,188.52	3.290		100.000	06/30/2025	10,188.52	10,188.52	10,188.52
<b>Subtotal</b>					<b>10,188.52</b>	<b>3.290</b>				<b>10,188.52</b>	<b>10,188.52</b>	<b>10,188.52</b>
<b>General Reserve Fund</b>												
38145C752	10115	01GRF	Goldman Sachs Ila Fed Port	Amort	0.00			100.000	06/30/2025	0.00	0.00	0.00
PAINVEST	10050	01GRF	PA Invest	Amort	0.00			100.000	06/30/2025	0.00	0.00	0.00
PAINVEST	10462	01GRF	PA Invest	Amort	62,627,805.29	4.253		100.000	06/30/2025	62,627,805.29	62,627,805.29	62,627,805.29
341271AD6	10894	01GRF	Florida St Brd of Adm	Fair	4,000,000.00	0.752	07/01/2025	99.991	06/30/2025	3,999,675.08	4,000,000.00	3,999,675.08
63873JU32	11151	01GRF	ATIXIS NY Brh	Fair	5,000,000.00	4.604	07/03/2025	99.962	06/30/2025	4,998,145.00	4,998,772.22	4,998,145.00
62479LUR4	11159	01GRF	Mitsubishi UFJ	Fair	4,000,000.00	4.530	07/25/2025	99.692	06/30/2025	3,987,692.00	3,988,373.33	3,987,692.00
3136G4D75	10825	01GRF	Federal National Mtg Assn	Fair	2,500,000.00	0.599	07/29/2025	99.697	06/30/2025	2,492,427.50	2,500,000.00	2,492,427.50
91282CHN4	11031	01GRF	U.S. Treasury	Fair	2,000,000.00	5.063	07/31/2025	100.015	06/30/2025	2,000,312.50	1,999,512.55	2,000,312.50
64952WEU3	10975	01GRF	New York Life Global	Fair	2,000,000.00	5.053	08/05/2025	99.847	06/30/2025	1,996,958.00	1,997,467.47	1,996,958.00
57629WDK3	11035	01GRF	Mass Mutual Global	Fair	2,000,000.00	5.609	08/26/2025	99.917	06/30/2025	1,998,352.00	1,995,820.00	1,998,352.00
74153WCR8	11015	01GRF	Pricoa Global Fund	Fair	2,000,000.00	5.150	08/28/2025	99.883	06/30/2025	1,997,670.00	1,997,184.35	1,997,670.00
55607KWA0	11174	01GRF	Macquarie Group	Fair	5,000,000.00	4.381	09/10/2025	99.122	06/30/2025	4,956,130.00	4,957,695.83	4,956,130.00
91282CJL6	11059	01GRF	U.S. Treasury	Fair	3,000,000.00	4.717	11/30/2025	100.210	06/30/2025	3,006,328.11	3,001,880.21	3,006,328.11
49474E3Z4	10991	01GRF	King County Washington	Fair	560,000.00	4.364	12/01/2025	100.335	06/30/2025	561,876.00	562,309.80	561,876.00
05254JAA8	11004	01GRF	Aust & NZ Banking Group	Fair	3,000,000.00	4.777	12/08/2025	100.237	06/30/2025	3,007,113.00	3,003,730.88	3,007,113.00
592179KD6	11121	01GRF	METLIFE	Fair	2,000,000.00	5.135	01/06/2026	100.241	06/30/2025	2,004,830.00	1,998,639.52	2,004,830.00
592179KD6	11139	01GRF	METLIFE	Fair	2,000,000.00	4.486	01/06/2026	100.241	06/30/2025	2,004,830.00	2,005,023.03	2,004,830.00
742718BH1	11150	01GRF	Procter & Gamble CO	Fair	2,093,000.00	3.897	01/15/2026	100.816	06/30/2025	2,110,080.97	2,120,754.99	2,110,080.97
64966MYL7	10944	01GRF	City of New York	Fair	3,000,000.00	2.642	04/01/2026	99.292	06/30/2025	2,978,760.00	3,013,559.67	2,978,760.00
57629W6F2	11116	01GRF	Mass Mutual Global	Fair	2,250,000.00	5.350	04/10/2026	100.083	06/30/2025	2,251,885.50	2,236,087.23	2,251,885.50
57629W6F2	11120	01GRF	Mass Mutual Global	Fair	2,000,000.00	5.151	04/10/2026	100.083	06/30/2025	2,001,676.00	1,990,441.36	2,001,676.00
58989V2F0	11129	01GRF	Met Tower Global Fund	Fair	2,000,000.00	4.853	06/20/2026	101.008	06/30/2025	2,020,168.00	2,009,965.66	2,020,168.00
54438CYL0	10955	01GRF	Los Angeles CA Community Colle	Fair	1,480,000.00	3.339	08/01/2026	96.865	06/30/2025	1,433,602.00	1,450,887.90	1,433,602.00
826200AD9	11141	01GRF	SIEMENS	Fair	2,500,000.00	4.364	08/17/2026	102.144	06/30/2025	2,553,602.50	2,547,035.89	2,553,602.50
91282CHY0	11041	01GRF	U.S. Treasury	Fair	1,000,000.00	4.911	09/15/2026	100.812	06/30/2025	1,008,125.00	996,799.17	1,008,125.00
06375M3Z6	11034	01GRF	Bank of Montreal	Fair	3,000,000.00	5.583	09/21/2026	99.569	06/30/2025	2,987,079.00	3,000,000.00	2,987,079.00
882724WTO	10915	01GRF	Texas Public Finance Authority	Fair	7,500,000.00	1.289	10/01/2026	101.325	06/30/2025	7,599,375.00	7,835,420.71	7,599,375.00
771196CE0	11128	01GRF	ROCHE HLDGS INC	Fair	3,500,000.00	4.842	11/13/2026	101.581	06/30/2025	3,555,342.00	3,518,772.46	3,555,342.00

Data Updated: ~REPORT~: 07/02/2025 15:49

Run Date: 07/02/2025 - 15:51

Portfolio DRJ

AP

IC (PRF\_IC) 7.1.1

Report Ver. 7.3.2

**Delaware River Joint TBC**  
**Investment Classification**  
**June 30, 2025**

Page 2

CUSIP	Investment #	Fund	Issuer	Investment Class	Par Value	YTM	Maturity Date	Market Price	Market Date	Market Value	Book Value	Reported Value
<b>General Reserve Fund</b>												
5253JAZ4	11142	01GRF	Aust & NZ Banking Group	Fair	3,000,000.00	4.255	01/18/2027	100.969	06/30/2025	3,029,082.00	3,021,509.07	<b>3,029,082.00</b>
64953BBM9	11127	01GRF	New York Life Global	Fair	2,000,000.00	4.837	04/02/2027	101.170	06/30/2025	2,023,414.00	2,001,951.41	<b>2,023,414.00</b>
29446MAE2	11097	01GRF	EQUINOR ASA	Fair	1,000,000.00	4.833	04/06/2027	98.503	06/30/2025	985,037.00	970,279.73	<b>985,037.00</b>
57629W4S6	11126	01GRF	Mass Mutual Global	Fair	3,000,000.00	4.867	04/09/2027	101.546	06/30/2025	3,046,392.00	3,011,310.00	<b>3,046,392.00</b>
64971MT44	11176	01GRF	NYC Transitional Fin Authority	Fair	2,000,000.00	4.310	05/01/2027	101.952	06/30/2025	2,039,040.00	2,032,909.59	<b>2,039,040.00</b>
166764BX7	11073	01GRF	Chevron Corp	Fair	3,000,000.00	4.379	05/11/2027	96.561	06/30/2025	2,896,830.00	2,877,215.59	<b>2,896,830.00</b>
90327QD97	11124	01GRF	USAA CAP CORP	Fair	5,000,000.00	5.048	06/01/2027	102.268	06/30/2025	5,113,415.00	5,017,653.41	<b>5,113,415.00</b>
649907XF4	11100	01GRF	New York State Dormitory Auth	Fair	1,000,000.00	5.049	07/01/2027	101.049	06/30/2025	1,010,490.00	997,436.68	<b>1,010,490.00</b>
3130B2F42	11138	01GRF	Federal Home Loan Bank	Fair	3,000,000.00	4.579	08/20/2027	100.014	06/30/2025	3,000,420.00	3,000,000.00	<b>3,000,420.00</b>
3130B2QD0	11146	01GRF	Federal Home Loan Bank	Fair	2,500,000.00	4.070	09/10/2027	99.918	06/30/2025	2,497,952.50	2,500,000.00	<b>2,497,952.50</b>
3130B2WX9	11148	01GRF	Federal Home Loan Bank	Fair	3,000,000.00	3.666	10/01/2027	99.209	06/30/2025	2,976,270.00	3,000,000.00	<b>2,976,270.00</b>
3130B3DA8	11157	01GRF	Federal Home Loan Bank	Fair	1,470,000.00	4.393	10/15/2027	99.897	06/30/2025	1,468,490.31	1,469,431.86	<b>1,468,490.31</b>
3130B3JC8	11158	01GRF	Federal Home Loan Bank	Fair	1,500,000.00	4.310	10/22/2027	100.040	06/30/2025	1,500,610.50	1,500,000.00	<b>1,500,610.50</b>
40139LBG7	11098	01GRF	Guardian Life Global Funding	Fair	3,000,000.00	4.853	10/28/2027	102.874	06/30/2025	3,086,247.00	3,043,838.03	<b>3,086,247.00</b>
64966MGP8	11169	01GRF	City of New York	Fair	1,000,000.00	4.391	12/01/2027	98.765	06/30/2025	987,650.00	978,785.71	<b>987,650.00</b>
64952WEY5	11111	01GRF	New York Life Global	Fair	3,000,000.00	5.020	01/09/2028	101.715	06/30/2025	3,051,459.00	2,988,250.99	<b>3,051,459.00</b>
3130AYLF1	11094	01GRF	Federal Home Loan Bank	Fair	3,000,000.00	4.535	01/14/2028	100.099	06/30/2025	3,002,985.00	2,998,897.44	<b>3,002,985.00</b>
3136GA6V6	11162	01GRF	Federal National Mtg Assn	Fair	5,000,000.00	4.650	01/27/2028	100.097	06/30/2025	5,004,850.00	5,000,000.00	<b>5,004,850.00</b>
3130B4WZ0	11172	01GRF	Federal Home Loan Bank	Fair	5,000,000.00	4.550	02/18/2028	100.069	06/30/2025	5,003,460.00	5,000,000.00	<b>5,003,460.00</b>
3130B5HW1	11173	01GRF	Federal Home Loan Bank	Fair	1,610,000.00	4.280	03/13/2028	99.800	06/30/2025	1,606,786.44	1,610,000.00	<b>1,606,786.44</b>
3130B5LN6	11175	01GRF	Federal Home Loan Bank	Fair	4,000,000.00	4.300	03/24/2028	99.851	06/30/2025	3,994,048.00	4,000,000.00	<b>3,994,048.00</b>
13063DGC6	11040	01GRF	State of California	Fair	2,000,000.00	5.035	04/01/2028	98.903	06/30/2025	1,978,060.00	1,925,224.58	<b>1,978,060.00</b>
3134HBML2	11178	01GRF	Federal Home Loan Mtg Corp	Fair	2,000,000.00	4.248	04/24/2028	99.698	06/30/2025	1,993,974.00	2,000,000.00	<b>1,993,974.00</b>
637639AK1	11104	01GRF	National Securities Clearing	Fair	4,000,000.00	4.641	05/30/2028	102.128	06/30/2025	4,085,144.00	4,037,390.10	<b>4,085,144.00</b>
01266HFL8	11050	01GRF	Albemarle Cnty VA Economic Dev	Fair	3,000,000.00	5.260	06/01/2028	101.355	06/30/2025	3,040,650.00	3,002,965.16	<b>3,040,650.00</b>
686053DR7	11171	01GRF	Oregon School Board Assn	Fair	3,066,412.43	4.283	06/30/2028	99.970	06/30/2025	3,065,492.51	3,113,029.35	<b>3,065,492.51</b>
898365AP6	11066	01GRF	Boston College	Fair	2,550,000.00	4.705	07/01/2028	101.045	06/30/2025	2,576,647.50	2,537,263.38	<b>2,576,647.50</b>
3136GAGW3	11180	01GRF	Federal National Mtg Assn	Fair	4,400,000.00	4.043	08/10/2028	99.615	06/30/2025	4,383,090.80	4,402,747.54	<b>4,383,090.80</b>
91282CJA0	11042	01GRF	U.S. Treasury	Fair	1,000,000.00	4.806	09/30/2028	102.781	06/30/2025	1,027,812.50	994,794.22	<b>1,027,812.50</b>
67080LAA3	11063	01GRF	Nuveen LLC	Fair	5,000,000.00	5.034	11/01/2028	99.216	06/30/2025	4,960,800.00	4,838,931.21	<b>4,960,800.00</b>
91282CJN2	11060	01GRF	U.S. Treasury	Fair	2,000,000.00	4.257	11/30/2028	102.093	06/30/2025	2,041,875.00	2,007,140.69	<b>2,041,875.00</b>
64952WFF5	11149	01GRF	New York Life Global	Fair	1,850,000.00	4.045	01/29/2029	101.256	06/30/2025	1,873,243.40	1,889,325.39	<b>1,873,243.40</b>
3130B0KB4	11105	01GRF	Federal Home Loan Bank	Fair	3,000,000.00	5.000	03/20/2029	100.562	06/30/2025	3,016,887.00	3,000,000.00	<b>3,016,887.00</b>
95662NSL3	11154	01GRF	West Virginia Housing Developm	Fair	510,000.00	4.207	05/01/2029	105.830	06/30/2025	539,733.00	541,578.79	<b>539,733.00</b>
3130B22X2	11134	01GRF	Federal Home Loan Bank	Fair	4,000,000.00	5.124	07/24/2029	100.032	06/30/2025	4,001,284.00	4,000,000.00	<b>4,001,284.00</b>
3134HACE1	11136	01GRF	Federal Home Loan Mtg Corp	Fair	4,000,000.00	5.050	08/01/2029	100.022	06/30/2025	4,000,888.00	4,000,000.00	<b>4,000,888.00</b>

Data Updated: ~REPORT~: 07/02/2025 15:49

Run Date: 07/02/2025 - 15:51

Portfolio DRJ  
AP  
IC (PRF\_IC) 7.1.1  
Report Ver. 7.3.2

**Delaware River Joint TBC**  
**Investment Classification**  
**June 30, 2025**

Page 3

CUSIP	Investment #	Fund	Issuer	Investment Class	Par Value	YTM	Maturity Date	Market Price	Market Date	Market Value	Book Value	Reported Value
<b>General Reserve Fund</b>												
3130B2N43	11144	01GRF	Federal Home Loan Bank	Fair	4,000,000.00	4.000	09/10/2029	99.378	06/30/2025	3,975,132.00	4,000,000.00	<b>3,975,132.00</b>
3134HBEU1	11177	01GRF	Federal Home Loan Mtg Corp	Fair	3,083,000.00	4.119	09/19/2029	100.163	06/30/2025	3,088,043.79	3,092,455.13	<b>3,088,043.79</b>
95662NSM1	11155	01GRF	West Virginia Housing Developm	Fair	505,000.00	4.800	11/01/2029	106.162	06/30/2025	536,118.10	538,977.93	<b>536,118.10</b>
3130B6DA1	11179	01GRF	Federal Home Loan Bank	Fair	3,000,000.00	4.150	05/07/2030	99.936	06/30/2025	2,998,092.00	3,000,000.00	<b>2,998,092.00</b>
<b>Subtotal</b>					<b>242,055,217.72</b>	4.300				<b>242,647,736.80</b>	<b>242,295,232.50</b>	<b>242,647,736.80</b>
<b>Operating Fund</b>												
38145C752	10108	01OF	Goldman Sachs Ila Fed Port	Amort	188,533.04	3.290		100.000	06/30/2025	188,533.04	188,533.04	<b>188,533.04</b>
91282CJV4	11165	01OF	U.S. Treasury	Fair	8,645,000.00	4.272	01/31/2026	99.992	06/30/2025	8,644,324.57	8,643,834.38	<b>8,644,324.57</b>
<b>Subtotal</b>					<b>8,833,533.04</b>	4.251				<b>8,832,857.61</b>	<b>8,832,367.42</b>	<b>8,832,857.61</b>
<b>Reserve Maintenance Fund</b>												
38145C752	10106	01RMF	Goldman Sachs Ila Fed Port	Amort	348,021.31	3.290		100.000	06/30/2025	348,021.31	348,021.31	<b>348,021.31</b>
91282CJV4	11166	01RMF	U.S. Treasury	Fair	15,962,000.00	4.272	01/31/2026	99.992	06/30/2025	15,960,752.89	15,959,847.82	<b>15,960,752.89</b>
<b>Subtotal</b>					<b>16,310,021.31</b>	4.251				<b>16,308,774.20</b>	<b>16,307,869.13</b>	<b>16,308,774.20</b>
<b>Scudder Falls Insurance Reserv</b>												
38145C752	10506	01SFIR	Goldman Sachs Ila Fed Port	Amort	277.99	3.290		100.000	06/30/2025	277.99	277.99	<b>277.99</b>
912797MS3	11167	01SFIR	U.S. Treasury	Fair	1,413,000.00	4.141	10/02/2025	98.908	06/30/2025	1,397,570.04	1,398,435.50	<b>1,397,570.04</b>
<b>Subtotal</b>					<b>1,413,277.99</b>	4.140				<b>1,397,848.03</b>	<b>1,398,713.49</b>	<b>1,397,848.03</b>
<b>Debt Service Reserve Fund Comm</b>												
38145C752	10994	06DSRF	Goldman Sachs Ila Fed Port	Amort	777.07	3.290		100.000	06/30/2025	777.07	777.07	<b>777.07</b>
91282CJV4	11164	06DSRF	U.S. Treasury	Fair	47,625,000.00	4.260	01/31/2026	99.992	06/30/2025	47,621,279.06	47,621,986.31	<b>47,621,279.06</b>
91282CJV4	11168	06DSRF	U.S. Treasury	Fair	1,017,000.00	4.257	01/31/2026	99.992	06/30/2025	1,016,920.54	1,016,952.77	<b>1,016,920.54</b>
<b>Subtotal</b>					<b>48,642,777.07</b>	4.260				<b>48,638,976.67</b>	<b>48,639,716.15</b>	<b>48,638,976.67</b>
<b>2019A Rebate Account</b>												
38145C752	11039	06REB19A	Goldman Sachs Ila Fed Port	Amort	1,003.23	3.290		100.000	06/30/2025	1,003.23	1,003.23	<b>1,003.23</b>
<b>Subtotal</b>					<b>1,003.23</b>	3.290				<b>1,003.23</b>	<b>1,003.23</b>	<b>1,003.23</b>
<b>Total</b>					<b>317,266,018.88</b>	4.289				<b>317,837,385.06</b>	<b>317,485,090.44</b>	<b>317,837,385.06</b>

**DELAWARE RIVER JOINT TOLL BRIDGE COMMISSION**  
**Meeting of July 28, 2025**  
**TOLL TRAFFIC AND REVENUE STATISTICS (June 2025)**

**Summary:** The Commission recorded a decrease in total toll revenue for June 2025 in comparison to the June 2024 traffic and revenue statistics. Total toll traffic also reflected a decrease for the month. [It should be noted that the Commission eliminated cash toll collections at TM, I78, EP, and DWG at 11:00 PM on January 12, 2025. In addition, it should be noted that 2024 was a leap year].

**Analysis of June 2025 / June 2024 toll revenue data comparison:**

- Total toll revenue decreased by **\$316,131** or **1.81** percent at the Commission's eight toll bridges for the month of June.
- Commercial-vehicle toll revenue increased \$64,305 or 0.57 percent.
- Passenger-vehicle toll revenue decreased \$380,436 or 6.20 percent.

**Analysis of June 2025 / June 2024 traffic data comparison:**

- Total toll traffic decreased by **64,294** vehicles, or **1.58** percent for the month.
- Commercial-vehicle traffic increased by 11,324 vehicles, or 1.91 percent.
- Passenger-vehicle toll traffic decreased by 75,618 vehicles, or 2.17 percent.
- Average daily toll traffic for the Commission's toll bridges for June 2025 was 133,865 total vehicles as compared to the 136,008 total vehicles recorded in June 2024, a decrease on average of 2,143 vehicles a day.
- Total recorded westbound traffic volume at the ten toll supported bridges for June 2025 decreased by 24,664 vehicles, or 1.4 percent as compared to June 2024. Average daily westbound traffic on the toll supported bridges was 59,916 vehicles in June 2025 as compared to 60,738 vehicles in June 2024.

**Traffic analysis for June 2025:**

- Total toll traffic for the eight toll bridges is reflecting a 1.64 percent decrease through the first six months of 2025 as compared to the same six-month period of 2024.
- Westbound traffic on the ten toll supported bridges reflects a decrease of 3.0 percent for the first six months of 2025 when compared to 2024.

## **REGION REVIEW:**

### **Southern Region**

Total toll traffic at Trenton-Morrisville (TM) reflected a 3.25 percent increase for June 2025 when compared to June 2024 as the result of the combined increases of 18,710 cars and 4,639 trucks. The Scudder Falls Bridge recorded a 0.46 percent increase in total toll traffic for June 2025 compared to June 2024 due to the increases of 1,538 cars and 1,628 trucks. At New Hope-Lambertville (NHL), a decrease of 4,422 cars combined with an increase of 2,267 trucks resulted in a decrease of 1.48 percent in total toll traffic for June 2025 as compared to June 2024.

### **Central Region**

The I-78 Toll Bridge recorded a decrease of 0.03 percent in total toll traffic for the month of June 2025 when compared to June 2024 as the result of the decrease of 4,144 cars and the increase of 3,861 trucks. At the Easton-Phillipsburg (EP) Toll Bridge, the decrease of 3,567 passenger vehicles combined with the increase of 3,396 trucks generated a 0.04 percent decrease in total toll traffic for June 2025 as compared to June 2024.

### **Northern Region**

Portland-Columbia (PC) recorded a 3.73 percent decrease in total toll traffic during June 2025 compared to June 2024 as the result of the decrease of 5,251 automobiles and the increase of 962 trucks. At the Delaware Water Gap (DWG) Toll Bridge, combined decreases of 68,482 passenger vehicles and 5,799 trucks generated a total decrease of 8.78 percent in total toll traffic for June 2025 when compared to June 2024. (Major sinkhole problems along sections of I80 continue to result in traffic diversions at DWG). At Milford-Montague (MM), a decrease of 10,000 passenger vehicles and an increase of 370 trucks produced an 8.63 percent decrease in total toll traffic for the month of June 2025 as compared to June 2024.



**E-ZPass Penetration Rates**

The table below provides a comparison of the *E-ZPass* penetration rates for the Commission's eight (8) toll bridges for the months of June 2025 and June 2024, and the year-to-date periods ending June 30, 2025 and June 30, 2024.

		<b><i>E-ZPass</i> PENETRATION RATES</b>					
		<b>JUNE. 2025</b>	<b>JUNE. 2024</b>	<b>Change in Monthly Percentage</b>	<b>YTD 2025</b>	<b>YTD 2024</b>	<b>Change in YTD Percentage</b>
<b>All Toll Bridges</b>	Cars	87.89	83.62	4.27	87.30	84.87	2.43
	Trucks	91.01	87.51	3.50	88.56	88.02	0.54
	<b>Total</b>	88.36	84.18	4.18	87.50	85.35	2.15
<b>Trenton - Morrisville</b>	Cars	87.44	83.30	4.14	86.67	84.03	2.64
	Trucks	88.86	86.89	1.97	86.52	86.03	0.49
	<b>Total</b>	87.58	83.66	3.92	86.66	84.24	2.42
<b>Scudder Falls</b>	Cars	92.78	91.34	1.44	92.08	92.10	-0.02
	Trucks	91.90	89.21	2.69	89.96	89.60	0.36
	<b>Total</b>	92.73	91.23	1.50	91.97	91.97	0.00
<b>New Hope - Lambertville</b>	Cars	94.14	92.28	1.86	93.58	92.61	0.97
	Trucks	90.88	89.06	1.82	89.47	89.66	-0.19
	<b>Total</b>	93.83	92.03	1.80	93.22	92.37	0.85
<b>I-78</b>	Cars	86.08	79.33	6.75	84.37	81.28	3.09
	Trucks	92.40	88.30	4.10	89.38	88.90	0.48
	<b>Total</b>	87.89	81.85	6.04	85.92	83.63	2.29
<b>Easton - Phillipsburg</b>	Cars	88.30	84.86	3.44	88.85	86.54	2.31
	Trucks	92.27	84.99	7.28	87.77	85.77	2.00
	<b>Total</b>	88.62	84.87	3.75	88.76	86.49	2.27
<b>Portland - Columbia</b>	Cars	87.41	85.61	1.80	88.43	84.90	3.53
	Trucks	86.37	88.80	-2.43	88.01	87.61	0.40
	<b>Total</b>	87.28	85.99	1.29	88.38	85.20	3.18
<b>Delaware Water Gap</b>	Cars	83.80	78.38	5.42	83.04	79.77	3.27
	Trucks	89.24	86.36	2.88	87.70	87.45	0.25
	<b>Total</b>	84.76	79.72	5.04	83.91	81.14	2.77
<b>Milford - Montague</b>	Cars	88.64	83.84	4.80	88.15	83.15	5.00
	Trucks	90.60	82.45	8.15	87.83	82.67	5.16
	<b>Total</b>	88.73	83.78	4.95	88.13	83.13	5.00

Starting 11pm on January 12<sup>th</sup>, 2025, the Commission ceased cash toll collections at TM, I-78, EP and DWG, and completed soft AET conversions at all toll bridges.

**DELAWARE RIVER JOINT TOLL BRIDGE COMMISSION**  
**ALL TOLL BRIDGES**  
**COMPARATIVE STATEMENT OF TOLL TRAFFIC AND REVENUE**

**JUNE 2025**

JANUARY 1, 2024 JUNE 30, 2024 182 DAYS		JANUARY 1, 2025 JUNE 30, 2025 181 DAYS		VEHICLE CLASS	MONTH OF JUNE 2025 30 DAYS		MONTH OF JUNE 2024 30 DAYS	
NUMBER OF VEHICLES	TOTAL REVENUE	NUMBER OF VEHICLES	TOTAL REVENUE		NUMBER OF VEHICLES	TOTAL REVENUE	NUMBER OF VEHICLES	TOTAL REVENUE
19,063,086	\$ 33,090,886.20	18,664,002	\$ 31,843,265.65	Passenger	3,413,062	\$ 5,806,764.55	3,488,680	\$ 6,158,655.80
-	(205,143.25)		(283,716.00)	Discounts *	-	(46,854.50)	-	(18,309.50)
19,063,086	\$ 32,885,742.95	18,664,002	\$ 31,559,549.65	<b>TOTAL PASSENGER</b>	3,413,062	\$ 5,759,910.05	3,488,680	\$ 6,140,346.30
687,459	6,285,332.50	722,509	6,582,906.95	<b>2-Axle Trucks</b>	129,324	1,174,312.00	118,938	1,089,080.00
233,272	3,190,671.00	237,001	3,240,474.00	<b>3-Axle Trucks</b>	43,382	591,783.00	41,211	563,881.50
258,248	4,718,816.00	237,935	4,346,984.00	<b>4-Axle Trucks</b>	43,343	790,130.00	45,029	823,058.00
2,217,869	50,519,695.00	2,230,456	50,796,847.50	<b>5-Axle Trucks</b>	376,985	8,563,032.50	377,090	8,592,775.00
52,263	1,419,249.00	52,330	1,422,186.00	<b>6-Axle Trucks</b>	9,574	258,273.00	9,088	246,819.00
2,752	92,084.50	1,906	64,907.50	<b>7-Axle Trucks</b>	290	9,911.50	218	7,523.50
3,451,863	\$ 66,225,848.00	3,482,137	\$ 66,454,305.95	<b>TOTAL TRUCKS</b>	602,898	\$ 11,387,442.00	591,574	\$ 11,323,137.00
22,514,949	\$ 99,111,590.95	22,146,139	\$ 98,013,855.60	<b>TOTAL TOLL VEHICLES</b>	4,015,960	\$ 17,147,352.05	4,080,254	17,463,483.30
123,709	\$ 544,569.18	122,354	\$ 541,513.01	<b>DAILY AVERAGE</b>	133,865	\$ 571,578.40	136,008	\$ 582,116.11
<b>YTD Rate Change</b>				<b>MTD Rate Change Traffic</b>				
<b>Traffic (toll)</b>		-1.64%		<b>Traffic (toll)</b>		-1.58%		
Autos		-2.09%		Autos		-2.17%		
Trucks		0.88%		Trucks		1.91%		
<b>Revenue</b>		-1.11%		<b>Revenue</b>		-1.81%		
Autos		-4.03%		Autos		-6.20%		
Trucks		0.34%		Trucks		0.57%		

\* "Discounts" The Commuter Discount was eliminated effective January 1st, 2024. The commuter discount reported in the January 2024 Comparatives represented the discounts issued for trips made in December 2023. "Discounts" now represents adjustments for employee and Commission vehicle non-revenue crossings.

NOTE: On January 12, 2025 at 11:00 PM the Commission eliminated Cash Toll collections at TM, I78, EP, and DWG.

NOTE: 2024 was a Leap Year

DELAWARE RIVER JOINT TOLL BRIDGE COMMISSION  
TRENTON - MORRISVILLE TOLL BRIDGE  
COMPARATIVE STATEMENT OF TOLL TRAFFIC AND REVENUE

JUNE 2025								
JANUARY 1, 2024 JUNE 30, 2024 182 DAYS		JANUARY 1, 2025 JUNE 30, 2025 181 DAYS		MONTH OF JUNE 2025 30 DAYS		MONTH OF JUNE 2024 30 DAYS		
NUMBER OF VEHICLES	TOTAL REVENUE	NUMBER OF VEHICLES	TOTAL REVENUE	VEHICLE CLASS	NUMBER OF VEHICLES	TOTAL REVENUE	NUMBER OF VEHICLES	TOTAL REVENUE
3,577,257	\$ 6,245,016.50 (30,774.75)	3,667,836	\$ 6,285,302.75 (55,085.50)	Passenger Discounts *	666,614	\$ 1,136,426.50 (12,855.50)	647,904	\$ 1,143,786.25 (2,998.50)
3,577,257	\$ 6,214,241.75	3,667,836	\$ 6,230,217.25	TOTAL PASSENGER	666,614	\$ 1,123,571.00	647,904	\$ 1,140,787.75
136,098	1,242,519.00	143,215	1,306,147.00	2-Axle Trucks	25,109	228,489.00	22,970	209,724.00
65,397	894,660.00	63,611	871,306.50	3-Axle Trucks	10,766	147,277.50	10,920	149,217.00
58,792	1,076,464.00	45,630	834,226.00	4-Axle Trucks	9,462	173,318.00	9,928	181,558.00
158,509	3,625,730.00	172,891	3,953,000.00	5-Axle Trucks	29,162	663,855.00	26,900	614,350.00
4,613	126,441.00	5,149	140,760.00	6-Axle Trucks	1,229	33,261.00	363	9,942.00
1,359	43,519.00	104	3,363.50	7-Axle Trucks	14	458.50	22	721.00
424,768	\$ 7,009,333.00	430,600	\$ 7,108,803.00	TOTAL TRUCKS	75,742	\$ 1,246,659.00	71,103	\$ 1,165,512.00
4,002,025	\$ 13,223,574.75	4,098,436	\$ 13,339,020.25	TOTAL TOLL VEHICLES	742,356	\$ 2,370,230.00	719,007	\$ 2,306,299.75
21,989	\$ 72,657.00	22,643	\$ 73,696.24	DAILY AVERAGE	24,745	\$ 79,007.67	23,967	\$ 76,876.66
Rate Change				Rate Change				
Traffic (toll)		2.41%	Traffic (toll)		3.25%			
Autos		2.53%	Autos		2.89%			
Trucks		1.37%	Trucks		6.52%			
Revenue		0.87%	Revenue		2.77%			
Autos		0.26%	Autos		-1.51%			
Trucks		1.42%	Trucks		6.96%			

DELAWARE RIVER JOINT TOLL BRIDGE COMMISSION  
SCUDDER FALLS TOLL BRIDGE  
COMPARATIVE STATEMENT OF TOLL TRAFFIC AND REVENUE

JUNE 2025									
JANUARY 1, 2024 JUNE 30, 2024 182 DAYS		JANUARY 1, 2025 JUNE 30, 2025 181 DAYS		MONTH OF JUNE 2025 30 DAYS		MONTH OF JUNE 2024 30 DAYS			
NUMBER OF VEHICLES	TOTAL REVENUE	NUMBER OF VEHICLES	TOTAL REVENUE	VEHICLE CLASS	NUMBER OF VEHICLES	TOTAL REVENUE	NUMBER OF VEHICLES	TOTAL REVENUE	
3,719,352	\$ 6,025,874.45	3,773,137	\$ 6,140,677.65	Passenger	652,489	\$ 1,056,886.05	650,951	\$ 1,068,133.55	
	(36,233.29)		(27,889.00)	Discounts *		(2,683.00)		(2,361.50)	
3,719,352	\$ 5,989,641.16	3,773,137	\$ 6,112,788.65	TOTAL PASSENGER	652,489	1,054,203.05	650,951	\$ 1,065,772.05	
100,277	911,286.00	108,944	990,040.95	2-Axle Trucks	18,495	167,688.00	17,419	158,418.00	
18,275	248,226.00	18,608	252,859.50	3-Axle Trucks	3,107	42,345.00	3,046	41,641.50	
13,349	243,996.00	14,955	273,420.00	4-Axle Trucks	2,866	52,284.00	2,594	47,432.00	
67,844	1,547,020.00	72,393	1,648,600.00	5-Axle Trucks	11,733	266,495.00	11,312	257,897.50	
1,035	28,239.00	1,057	28,812.00	6-Axle Trucks	198	5,358.00	403	10,968.00	
145	5,001.50	98	3,425.00	7-Axle Trucks	22	798.50	19	661.00	
200,925	\$ 2,983,768.50	216,055	\$ 3,197,157.45	TOTAL TRUCKS	36,421	\$ 534,968.50	34,793	\$ 517,018.00	
3,920,277	\$ 8,973,409.66	3,989,192	\$ 9,309,946.10	TOTAL TOLL VEHICLES	688,910	\$ 1,589,171.55	685,744	\$ 1,582,790.05	
21,540	\$ 49,304.45	22,040	\$ 51,436.17	DAILY AVERAGE	22,964	\$ 52,972.39	22,858	\$ 52,759.67	
Rate Change					Rate Change				
Traffic (toll)		1.76%			Traffic (toll)		0.46%		
Autos		1.45%			Autos		0.24%		
Trucks		7.53%			Trucks		4.68%		
Revenue		3.75%			Revenue		0.40%		
Autos		2.06%			Autos		-1.09%		
Trucks		7.15%			Trucks		3.47%		

DELAWARE RIVER JOINT TOLL BRIDGE COMMISSION

NEW HOPE - LAMBERTVILLE TOLL BRIDGE

COMPARATIVE STATEMENT OF TOLL TRAFFIC AND REVENUE

JUNE 2025									
JANUARY 1, 2024 JUNE 30, 2024 182 DAYS		JANUARY 1, 2025 JUNE 30, 2025 181 DAYS		MONTH OF JUNE 2025 30 DAYS		MONTH OF JUNE 2024 30 DAYS			
NUMBER OF VEHICLES	TOTAL REVENUE	NUMBER OF VEHICLES	TOTAL REVENUE	VEHICLE CLASS	NUMBER OF VEHICLES	TOTAL REVENUE	NUMBER OF VEHICLES	TOTAL REVENUE	
738,106	\$ 1,201,370.50 (16,310.08)	752,368	\$ 1,216,436.50 (35,154.00)	Passenger Discounts *	130,060	\$ 210,051.25 (4,928.00)	134,482	\$ 221,167.50 (1,343.00)	
738,106	\$ 1,185,060.42	752,368	\$ 1,181,282.50	TOTAL PASSENGER	130,060	\$ 205,123.25	134,482	\$ 219,824.50	
28,833	262,362.00	36,972	328,447.00	2-Axle Trucks	6,696	58,589.00	5,117	46,595.00	
6,354	86,598.00	7,106	96,753.00	3-Axle Trucks	1,522	20,703.00	1,239	16,924.50	
4,864	89,162.00	5,307	97,388.00	4-Axle Trucks	1,156	21,124.00	901	16,524.00	
23,710	538,765.00	21,625	492,482.50	5-Axle Trucks	3,977	90,570.00	3,776	85,920.00	
1,859	50,538.00	1,800	49,107.00	6-Axle Trucks	286	7,716.00	337	9,168.00	
29	938.00	16	521.50	7-Axle Trucks	2	66.50	2	66.50	
65,649	\$ 1,028,363.00	72,826	\$ 1,064,699.00	TOTAL TRUCKS	13,639	\$ 198,768.50	11,372	\$ 175,198.00	
803,755	\$ 2,213,423.42	825,194	\$ 2,245,981.50	TOTAL TOLL VEHICLES	143,699	\$ 403,891.75	145,854	\$ 395,022.50	
4,416	\$ 12,161.67	4,559	\$ 12,408.74	DAILY AVERAGE	4,790	\$ 13,463.06	4,862	\$ 13,167.42	
Rate Change						Rate Change			
Traffic (toll)						Traffic (toll)			
Autos						Autos			
Trucks						Trucks			
Revenue						Revenue			
Autos						Autos			
Trucks						Trucks			

DELAWARE RIVER JOINT TOLL BRIDGE COMMISSION

178 TOLL BRIDGE

COMPARATIVE STATEMENT OF TOLL TRAFFIC AND REVENUE

JUNE 2025

JANUARY 1, 2024 JUNE 30, 2024 182 DAYS		JANUARY 1, 2025 JUNE 30, 2025 181 DAYS			MONTH OF JUNE 2025 30 DAYS		MONTH OF JUNE 2024 30 DAYS	
NUMBER OF VEHICLES	TOTAL REVENUE	NUMBER OF VEHICLES	TOTAL REVENUE	VEHICLE CLASS	NUMBER OF VEHICLES	TOTAL REVENUE	NUMBER OF VEHICLES	TOTAL REVENUE
3,703,129	\$ 6,649,987.50 (21,678.40)	3,763,136	\$ 6,607,977.50 (22,055.00)	Passenger Discounts *	711,692	\$ 1,233,821.50 (2,881.00)	715,836	\$ 1,313,910.25 (936.00)
3,703,129	\$ 6,628,309.10	3,763,136	\$ 6,585,922.50	TOTAL PASSENGER	711,692	\$ 1,230,940.50	715,836	\$ 1,312,974.25
180,435	1,653,622.00	187,325	1,712,769.00	2-Axle Trucks	33,267	303,108.00	30,846	283,347.00
74,764	1,022,611.50	80,260	1,096,461.00	3-Axle Trucks	15,060	204,877.50	13,237	181,071.00
105,550	1,925,040.00	99,709	1,817,130.00	4-Axle Trucks	16,232	294,116.00	16,888	308,530.00
1,263,390	28,753,485.00	1,294,443	29,451,802.50	5-Axle Trucks	214,750	4,871,887.50	214,028	4,872,995.00
28,815	781,524.00	28,771	781,020.00	6-Axle Trucks	4,726	127,188.00	5,230	141,969.00
659	22,509.00	1,140	38,559.50	7-Axle Trucks	157	5,301.00	102	3,441.50
1,653,613	\$ 34,158,791.50	1,691,648	\$ 34,897,742.00	TOTAL TRUCKS	284,192	\$ 5,806,478.00	280,331	\$ 5,791,353.50
5,356,742	\$ 40,787,100.60	5,454,784	\$ 41,483,664.50	TOTAL TOLL VEHICLES	995,884	\$ 7,037,418.50	996,167	\$ 7,104,327.75
29,433	\$ 224,104.95	30,137	\$ 229,191.52	DAILY AVERAGE	33,196	\$ 234,580.62	33,206	\$ 236,810.93
Rate Change					Rate Change			
Traffic (toll)		1.83%			Traffic (toll)		-0.03%	
Autos		1.62%			Autos		-0.58%	
Trucks		2.30%			Trucks		1.38%	
Revenue		1.71%			Revenue		-0.94%	
Autos		-0.64%			Autos		-6.25%	
Trucks		2.16%			Trucks		0.26%	

DELAWARE RIVER JOINT TOLL BRIDGE COMMISSION  
EASTON - PHILLIPSBURG TOLL BRIDGE  
COMPARATIVE STATEMENT OF TOLL TRAFFIC AND REVENUE

JUNE 2025									
JANUARY 1, 2024 JUNE 30, 2024 182 DAYS		JANUARY 1, 2025 JUNE 30, 2025 181 DAYS		MONTH OF JUNE 2025 30 DAYS		MONTH OF JUNE 2024 30 DAYS			
NUMBER OF VEHICLES	TOTAL REVENUE	NUMBER OF VEHICLES	TOTAL REVENUE	VEHICLE CLASS	NUMBER OF VEHICLES	TOTAL REVENUE	NUMBER OF VEHICLES	TOTAL REVENUE	
2,405,343	\$ 4,111,683.00 (25,047.76)	2,421,564	\$ 4,070,783.25 (36,992.50)	Passenger Discounts *	423,950	\$ 718,036.50 (8,512.00)	427,517	\$ 746,146.50 (2,905.00)	
2,405,343	\$ 4,086,635.24	2,421,564	\$ 4,033,790.75	TOTAL PASSENGER	423,950	\$ 709,524.50	427,517	\$ 743,241.50	
69,841	638,993.50	79,992	728,917.00	2-Axle Trucks	14,009	127,095.00	12,189	111,730.00	
17,941	246,490.50	20,307	278,982.00	3-Axle Trucks	3,799	51,892.50	3,631	49,909.50	
16,929	309,256.00	14,929	272,172.00	4-Axle Trucks	2,673	48,492.00	3,079	56,302.00	
85,022	1,941,387.50	99,167	2,261,385.00	5-Axle Trucks	16,475	373,767.50	14,794	337,830.00	
763	20,766.00	1,231	33,648.00	6-Axle Trucks	272	7,371.00	145	3,954.00	
14	458.50	28	903.00	7-Axle Trucks	7	227.50	1	31.50	
190,510	\$ 3,157,352.00	215,654	\$ 3,576,007.00	TOTAL TRUCKS	37,235	\$ 608,845.50	33,839	\$ 559,757.00	
2,595,853	\$ 7,243,987.24	2,637,218	\$ 7,609,797.75	TOTAL TOLL VEHICLES	461,185	\$ 1,318,370.00	461,356	\$ 1,302,998.50	
14,263	\$ 39,802.13	14,570	\$ 42,043.08	DAILY AVERAGE	15,373	\$ 43,945.67	15,379	\$ 43,433.28	
Rate Change					Rate Change				
Traffic (toll)		1.59%			Traffic (toll)		-0.04%		
Autos		0.67%			Autos		-0.83%		
Trucks		13.20%			Trucks		10.04%		
Revenue		5.05%			Revenue		1.18%		
Autos		-1.29%			Autos		-4.54%		
Trucks		13.26%			Trucks		8.77%		

DELAWARE RIVER JOINT TOLL BRIDGE COMMISSION  
PORTLAND - COLUMBIA TOLL BRIDGE  
COMPARATIVE STATEMENT OF TOLL TRAFFIC AND REVENUE

JUNE 2025									
JANUARY 1, 2024 JUNE 30, 2024 182 DAYS		JANUARY 1, 2025 JUNE 30, 2025 181 DAYS			MONTH OF JUNE 2025 30 DAYS		MONTH OF JUNE 2024 30 DAYS		
NUMBER OF VEHICLES	TOTAL REVENUE	NUMBER OF VEHICLES	TOTAL REVENUE	VEHICLE CLASS	NUMBER OF VEHICLES	TOTAL REVENUE	NUMBER OF VEHICLES	TOTAL REVENUE	
577,201	\$ 1,005,740.50 (23,394.86)	481,934	\$ 817,615.25 (31,782.50)	Passenger Discounts *	96,109	\$ 165,220.25 (3,822.50)	101,360	\$ 176,954.50 (2,665.00)	
577,201	\$ 982,345.64	481,934	\$ 785,832.75	TOTAL PASSENGER	96,109	\$ 161,397.75	101,360	\$ 174,289.50	
17,025	155,263.00	17,388	157,786.00	2-Axle Trucks	3,341	30,374.00	2,986	27,222.00	
6,798	93,309.00	6,707	91,686.00	3-Axle Trucks	1,402	19,167.00	1,262	17,260.50	
22,630	413,760.00	23,129	424,572.00	4-Axle Trucks	4,439	81,792.00	4,790	87,354.00	
23,475	533,905.00	22,229	504,977.50	5-Axle Trucks	5,242	119,230.00	4,466	101,602.50	
180	4,953.00	305	8,307.00	6-Axle Trucks	76	2,073.00	33	906.00	
5	157.50	7	220.50	7-Axle Trucks	-		1	31.50	
70,113	\$ 1,201,347.50	69,765	\$ 1,187,549.00	TOTAL TRUCKS	14,500	\$ 252,636.00	13,538	\$ 234,376.50	
647,314	\$ 2,183,693.14	551,699	\$ 1,973,381.75	TOTAL TOLL VEHICLES	110,609	\$ 414,033.75	114,898	\$ 408,666.00	
3,557	\$ 11,998.31	3,048	\$ 10,902.66	DAILY AVERAGE	3,687	\$ 13,801.13	3,830	\$ 13,622.20	
Rate Change					Rate Change				
Traffic (toll)		-14.77%			Traffic (toll)		-3.73%		
Autos		-16.50%			Autos		-5.18%		
Trucks		-0.50%			Trucks		7.11%		
Revenue		-9.63%			Revenue		1.31%		
Autos		-20.00%			Autos		-7.40%		
Trucks		-1.15%			Trucks		7.79%		



DELAWARE RIVER JOINT TOLL BRIDGE COMMISSION  
DELAWARE WATER GAP TOLL BRIDGE  
COMPARATIVE STATEMENT OF TOLL TRAFFIC AND REVENUE

JUNE 2025								
JANUARY 1, 2024 JUNE 30, 2024 182 DAYS		JANUARY 1, 2025 JUNE 30, 2025 181 DAYS		MONTH OF JUNE 2025 30 DAYS		MONTH OF JUNE 2024 30 DAYS		
NUMBER OF VEHICLES	TOTAL REVENUE	NUMBER OF VEHICLES	TOTAL REVENUE	VEHICLE CLASS	NUMBER OF VEHICLES	TOTAL REVENUE	NUMBER OF VEHICLES	TOTAL REVENUE
3,798,741	\$ 6,888,039.00	3,307,584	\$ 5,858,536.50	Passenger	634,828	\$ 1,120,465.00	703,310	\$ 1,298,209.25
	(32,129.75)		(33,597.00)	Discounts *		(5,579.50)	-	(2,693.00)
3,798,741	\$ 6,855,909.25	3,307,584	\$ 5,824,939.50	TOTAL PASSENGER	634,828	\$ 1,114,885.50	703,310	\$ 1,295,516.25
139,904	1,283,415.00	131,622	1,203,635.00	2-Axle Trucks	25,237	230,184.00	24,516	225,531.00
41,871	572,871.00	38,785	530,121.00	3-Axle Trucks	7,307	99,763.50	7,417	101,517.00
34,934	638,858.00	32,969	603,826.00	4-Axle Trucks	6,213	113,436.00	6,579	120,360.00
592,105	13,492,260.00	543,705	12,393,345.00	5-Axle Trucks	94,912	2,160,585.00	101,192	2,307,990.00
14,801	401,412.00	13,848	375,936.00	6-Axle Trucks	2,753	74,391.00	2,538	68,847.00
536	19,333.00	486	17,060.50	7-Axle Trucks	87	3,028.00	66	2,402.50
824,151	\$ 16,408,149.00	761,415	\$ 15,123,923.50	TOTAL TRUCKS	136,509	\$ 2,681,387.50	142,308	\$ 2,826,647.50
4,622,892	\$ 23,264,058.25	4,068,999	\$ 20,948,863.00	TOTAL TOLL VEHICLES	771,337	\$ 3,796,273.00	845,618	\$ 4,122,163.75
25,401	\$ 127,824.50	22,481	\$ 115,739.57	DAILY AVERAGE	25,711	\$ 126,542.43	28,187	\$ 137,405.46
Rate Change				Rate Change				
Traffic (toll)		-11.98%		Traffic (toll)		-8.78%		
Autos		-12.93%		Autos		-9.74%		
Trucks		-7.61%		Trucks		-4.07%		
Revenue		-9.95%		Revenue		-7.91%		
Autos		-15.04%		Autos		-13.94%		
Trucks		-7.83%		Trucks		-5.14%		

**Note:** Multiple sinkholes along Interstate 80 near Wharton, NJ, about 35 miles east of the Delaware Water Gap Toll Bridge, forced a full shutdown of the highway in both directions starting March 19, 2025. Repairs were fully completed, and all westbound lanes reopened on June 14, 2025

DELAWARE RIVER JOINT TOLL BRIDGE COMMISSION  
MILFORD - MONTAGUE TOLL BRIDGE  
COMPARATIVE STATEMENT OF TOLL TRAFFIC AND REVENUE

JUNE 2025									
JANUARY 1, 2024 JUNE 30, 2024 182 DAYS		JANUARY 1, 2025 JUNE 30, 2025 181 DAYS		MONTH OF JUNE 2025 30 DAYS		MONTH OF JUNE 2024 30 DAYS			
NUMBER OF VEHICLES	TOTAL REVENUE	NUMBER OF VEHICLES	TOTAL REVENUE	VEHICLE CLASS	NUMBER OF VEHICLES	TOTAL REVENUE	NUMBER OF VEHICLES	TOTAL REVENUE	
543,957	\$ 963,174.75	496,443	\$ 845,936.25	Passenger	97,320	\$ 165,857.50	107,320	\$ 190,348.00	
	(19,574.36)		(41,160.50)	Discounts *		(5,593.00)		(2,407.50)	
543,957	\$ 943,600.39	496,443	\$ 804,775.75	TOTAL PASSENGER	97,320	\$ 160,264.50	107,320	\$ 187,940.50	
15,046	137,872.00	17,051	155,165.00	2-Axle Trucks	3,170	28,785.00	2,895	26,513.00	
1,872	25,905.00	1,617	22,305.00	3-Axle Trucks	419	5,757.00	459	6,340.50	
1,200	22,280.00	1,307	24,250.00	4-Axle Trucks	302	5,568.00	270	4,998.00	
3,814	87,142.50	4,003	91,255.00	5-Axle Trucks	734	16,642.50	622	14,190.00	
197	5,376.00	169	4,596.00	6-Axle Trucks	34	915.00	39	1,065.00	
5	168.00	27	854.00	7-Axle Trucks	1	31.50	5	168.00	
22,134	\$ 278,743.50	24,174	\$ 298,425.00	TOTAL TRUCKS	4,660	\$ 57,699.00	4,290	\$ 53,274.50	
566,091	\$ 1,222,343.89	520,617	\$ 1,103,200.75	TOTAL TOLL VEHICLES	101,980	\$ 217,963.50	111,610	\$ 241,215.00	
3,110	\$ 6,716.18	2,876	\$ 6,095.03	DAILY AVERAGE	3,399	\$ 7,265.45	3,720	\$ 8,040.50	
Rate Change						Rate Change			
Traffic (toll)						Traffic (toll)			
Autos						Autos			
Trucks						Trucks			
Revenue						Revenue			
Autos						Autos			
Trucks						Trucks			



## Delaware River Joint Toll Bridge Commission Toll Supported Bridge - Westbound Traffic Counts June 2025

Bridge	Westbound Volume					
	June 2025	June 2024	% Change	YTD 2025	YTD 2024	% Change
Lower Trenton	460,915	484,711	-4.9%	2,645,066	2,776,428	-4.7%
Calhoun Street <sup>1</sup>	334,148	318,238	5.0%	1,890,248	1,795,013	5.3%
Washington Crossing	142,511	139,406	2.2%	777,687	760,485	2.3%
New Hope-Lambertville <sup>2</sup>	154,169	192,338	-19.8%	800,275	1,083,968	-26.2%
Centre Bridge- Stockton	99,683	83,375	19.6%	525,220	441,834	18.9%
Uhlerstown-Frenchtown <sup>3</sup>	-	56,591	-100.0%	101,445	472,658	-78.5%
Upper Black Eddy-Milford <sup>3,4</sup>	83,111	51,626	61.0%	418,134	273,460	52.9%
Riegelsville	55,089	53,520	2.9%	291,460	284,332	2.5%
Northampton Street	387,709	385,048	0.7%	2,259,985	2,229,185	1.4%
Riverton-Belvidere	80,153	57,299	39.9%	431,625	334,847	28.9%
<b>Total</b>	<b>1,797,488</b>	<b>1,822,152</b>	<b>-1.4%</b>	<b>10,141,145</b>	<b>10,452,210</b>	<b>-3.0%</b>

### NOTES:

1. In 2024, traffic counter was recalibrated several times to get more accurate counts. Construction by NJDOT on US Route 29 in New Jersey had lane closures into December 2024, which may have affected counts. Traffic counts will continue to be monitored monthly.

2. On February 14, 2025, eastbound traffic detour was removed and the bridge was reopened to two-way traffic. During Contract No. TS-694A NH-L TSB Rehabilitation, traffic counter was reconfigured to count WB traffic only in October 2024. Traffic counter was reconfigured for two-way traffic on Monday, March 3, 2025. There were no recorded lane closures under Contract No. TS-694A NH-L TSB Rehabilitation during June 2025. However, construction is not complete; with work anticipated to resume in July 2025.

3. On February 20, 2025, westbound (PA bound) traffic detoured under Contract No. TS-642A U-F TSB Rehabilitation. Detour expected to remain in place until November 2025. Westbound traffic is detoured over the Upper Black Eddy-Milford TSB. Traffic counter was reconfigured to one-way eastbound (NJ bound) counts on Monday, March 3, 2025. Traffic counter to be relocated to a new pole as part of Contract No. TS-642A U-F TSB Rehabilitation.

4. Total traffic volume appears to be correct. However, based on the geometry on the bridge, the location of the traffic sensor, and the driving habits of motorists, we will continue to monitor the Eastbound/Westbound directional percentage split.

*\*Traffic counts at all bridges were affected due to severe weather on June 19, 2025.*

*\*Due to the narrowness of many of the toll-supported bridges, some vehicles drive over the centerline when there is no oncoming traffic, causing directional misclassification.*

*\*With the upgrade of the traffic counting sensors in 2023, there have been some significant drops in traffic counts at some locations. Commission Staff has been in communication with the vendor, Signal Service, and is working to adjust and verify the new sensors are reporting as accurate as possible. In doing so, we have identified the previous counters may have been inaccurate at times at some of the locations. This could be caused by a number of factors including being out of calibration, double counting due to microwave reflections and/or driver behavior (i.e. straddling the lane line when no opposing traffic is coming) and also the geometry at those specific sites. Signal Service has been to the sites and verified counts and the newer sensors are within a margin of error of 5-7%. Sites where our counts are 10-15% lower than previous years are believed to be as a result of more accurate counts. Sites with counts greater than 15% differences from last year are being examined, will be visited and recalibrated, or counter hardware will be physically moved to see if we can achieve better results. Once Signal Service and the Commission Staff agree the counts are accurate, they will serve as a new baseline for our traffic counts. Going forward, Signal Service will perform routine recalibrations and documented verification counts quarterly at the sites to assure the Commission that the counters are recording traffic accurately.*



## Delaware River Joint Toll Bridge Commission

### Toll-Supported Bridge Traffic Counts

June 2025

Bridge	Eastbound				Westbound				Total Volume	
	June 2025		June 2024		June 2025		June 2024		June 2025	June 2024
	Volume	% of Total	Volume	% of Total	Volume	% of Total	Volume	% of Total		
Lower Trenton	90,714	16.4%	89,778	15.6%	460,915	83.6%	484,711	84.4%	551,629	574,489
Calhoun Street <sup>1</sup>	230,709	40.8%	222,934	41.2%	334,148	59.2%	318,238	58.8%	564,857	541,172
Washington Crossing	65,758	31.6%	81,310	36.8%	142,511	68.4%	139,406	63.2%	208,269	220,716
New Hope-Lambertville <sup>2</sup>	137,395	47.1%	-	0.0%	154,169	52.9%	192,338	100.0%	291,564	192,338
Centre Bridge- Stockton	65,431	39.6%	67,098	44.6%	99,683	60.4%	83,375	55.4%	165,114	150,473
Uhlerstown-Frenchtown <sup>3</sup>	56,976	100.0%	40,814	41.9%	-	0.0%	56,591	58.1%	56,976	97,406
Upper Black Eddy-Milford <sup>3,4</sup>	75,678	47.7%	63,724	55.2%	83,111	52.3%	51,626	44.8%	158,789	115,350
Riegelsville	41,463	42.9%	41,614	43.7%	55,089	57.1%	53,520	56.3%	96,552	95,134
Northampton Street	168,179	30.3%	168,776	30.5%	387,709	69.7%	385,048	69.5%	555,888	553,824
Riverton-Belvidere	54,430	40.4%	77,384	57.5%	80,153	59.6%	57,299	42.5%	134,583	134,683
<b>Total</b>	<b>986,733</b>	<b>35.4%</b>	<b>853,432</b>	<b>31.9%</b>	<b>1,797,488</b>	<b>64.6%</b>	<b>1,822,152</b>	<b>68.1%</b>	<b>2,784,221</b>	<b>2,675,585</b>

#### NOTES:

1. In 2024, traffic counter was recalibrated several times to get more accurate counts. Construction by NJDOT on US Route 29 in New Jersey had lane closures into December 2024, which may have affected counts. Traffic counts will continue to be monitored monthly.
2. On February 14, 2025, eastbound traffic detour was removed and the bridge was reopened to two-way traffic. During Contract No. TS-694A NH-L TSB Rehabilitation, traffic counter was reconfigured to count WB traffic only in October 2024. Traffic counter was reconfigured for two-way traffic on Monday, March 3, 2025. There were no recorded lane closures under Contract No. TS-694A NH-L TSB Rehabilitation during June 2025. However, construction is not complete; with work anticipated to resume in July 2025.
3. On February 20, 2025, westbound (PA bound) traffic detoured under Contract No. TS-642A U-F TSB Rehabilitation. Detour expected to remain in place until November 2025. Westbound traffic is detoured over the Upper Black Eddy-Milford TSB. Traffic counter was reconfigured to one-way eastbound (NJ bound) counts on Monday, March 3, 2025. Traffic counter to be relocated to a new pole as part of Contract No. TS-642A U-F TSB Rehabilitation.
4. Total traffic volume appears to be correct. However, based on the geometry on the bridge, the location of the traffic sensor, and the driving habits of motorists, we will continue to monitor the Eastbound/Westbound directional percentage split.

*\*Traffic counts at all bridges were affected due to severe weather on June 19, 2025.*

*\*Due to the narrowness of many of the toll-supported bridges, some vehicles drive over the centerline when there is no oncoming traffic, causing directional misclassification.*

*\*With the upgrade of the traffic counting sensors in 2023, there have been some significant drops in traffic counts at some locations. Commission Staff has been in communication with the vendor, Signal Service, and is working to adjust and verify the new sensors are reporting as accurate as possible. In doing so, we have identified the previous counters may have been inaccurate at times at some of the locations. This could be caused by a number of factors including being out of calibration, double counting due to microwave reflections and/or driver behavior (i.e. straddling the lane line when no opposing traffic is coming) and also the geometry at those specific sites. Signal Service has been to the sites and verified counts and the newer sensors are within a margin of error of 5-7%. Sites where our counts are 10-15% lower than previous years are believed to be as a result of more accurate counts. Sites with counts greater than 15% differences from last year are being examined, will be visited and recalibrated, or counter hardware will be physically moved to see if we can achieve better results. Once Signal Service and the Commission Staff agree the counts are accurate, they will serve as a new baseline for our traffic counts. Going forward, Signal Service will perform routine recalibrations and documented verification counts quarterly at the sites to assure the Commission that the counters are recording traffic accurately.*



## Delaware River Joint Toll Bridge Commission Toll Supported Bridge - Two Way Traffic Counts June 2025

Bridge	Total Volume					
	June 2025	June 2024	% Change	YTD 2025	YTD 2024	% Change
Lower Trenton	551,629	574,489	-4.0%	3,149,735	3,281,496	-4.0%
Calhoun Street <sup>1</sup>	564,857	541,172	4.4%	3,192,251	2,930,395	8.9%
Washington Crossing	208,269	220,716	-5.6%	1,155,037	1,184,821	-2.5%
New Hope-Lambertville <sup>2</sup>	291,564	192,338	51.6%	1,352,537	1,204,981	12.2%
Centre Bridge- Stockton	165,114	150,473	9.7%	880,569	791,808	11.2%
Uhlerstown-Frenchtown <sup>3</sup>	56,976	97,406	-41.5%	386,663	708,692	-45.4%
Upper Black Eddy-Milford <sup>3,4</sup>	158,789	115,350	37.7%	807,892	611,511	32.1%
Riegelsville	96,552	95,134	1.5%	520,445	514,515	1.2%
Northampton Street	555,888	553,824	0.4%	3,233,708	3,208,845	0.8%
Riverton-Belvidere	134,583	134,683	-0.1%	738,167	712,251	3.6%
<b>Total</b>	<b>2,784,221</b>	<b>2,675,585</b>	<b>4.1%</b>	<b>15,417,004</b>	<b>15,149,315</b>	<b>1.8%</b>

### NOTES:

1. In 2024, traffic counter was recalibrated several times to get more accurate counts. Construction by NJDOT on US Route 29 in New Jersey had lane closures into December 2024, which may have affected counts. Traffic counts will continue to be monitored monthly.

2. On February 14, 2025, eastbound traffic detour was removed and the bridge was reopened to two-way traffic. During Contract No. TS-694A NH-L TSB Rehabilitation, traffic counter was reconfigured to count WB traffic only in October 2024. Traffic counter was reconfigured for two-way traffic on Monday, March 3, 2025. There were no recorded lane closures under Contract No. TS-694A NH-L TSB Rehabilitation during June 2025. However, construction is not complete; with work anticipated to resume in July 2025.

3. On February 20, 2025, westbound (PA bound) traffic detoured under Contract No. TS-642A U-F TSB Rehabilitation. Detour expected to remain in place until November 2025. Westbound traffic is detoured over the Upper Black Eddy-Milford TSB. Traffic counter was reconfigured to one-way eastbound (NJ bound) counts on Monday, March 3, 2025. Traffic counter to be relocated to a new pole as part of Contract No. TS-642A U-F TSB Rehabilitation.

4. Total traffic volume appears to be correct. However, based on the geometry on the bridge, the location of the traffic sensor, and the driving habits of motorists, we will continue to monitor the Eastbound/Westbound directional percentage split.

*\*With the upgrade of the traffic counting sensors in 2023, there have been some significant drops in traffic counts at some locations. Commission Staff has been in communication with the vendor, Signal Service, and is working to adjust and verify the new sensors are reporting as accurate as possible. In doing so, we have identified the previous counters may have been inaccurate at times at some of the locations. This could be caused by a number of factors including being out of calibration, double counting due to microwave reflections and/or driver behavior (i.e. straddling the lane line when no opposing traffic is coming) and also the geometry at those specific sites. Signal Service has been to the sites and verified counts and the newer sensors are within a margin of error of 5-7%. Sites where our counts are 10-15% lower than previous years are believed to be as a result of more accurate counts. Sites with counts greater than 15% differences from last year are being examined, will be visited and recalibrated, or counter hardware will be physically moved to see if we can achieve better results. Once Signal Service and the Commission Staff agree the counts are accurate, they will serve as a new baseline for our traffic counts. Going forward, Signal Service will perform routine recalibrations and documented verification counts quarterly at the sites to assure the Commission that the counters are recording traffic accurately.*



## Delaware River Joint Toll Bridge Commission

### Toll Bridge - Two Way Traffic Counts

June 2025

Bridge	Total Volume (all classes)					
	June 2025	June 2024	% Change	YTD 2025	YTD 2024	% Change
Trenton-Morrisville	1,699,811	1,733,886	-2.0%	9,469,218	9,527,450	-0.6%
Scudder Falls	1,446,500	1,256,080	15.2%	8,312,643	7,994,846	4.0%
New Hope-Lambertville <sup>1</sup>	357,122	449,167	-20.5%	2,080,342	2,387,595	-12.9%
Interstate 78 <sup>2</sup>	2,114,492	2,128,367	-0.7%	11,606,425	11,388,750	1.9%
Easton - Phillipsburg	1,071,096	1,067,340	0.4%	6,158,950	6,079,083	1.3%
Portland-Columbia <sup>3,4</sup>	224,449	247,335	-9.3%	1,151,147	1,371,266	-16.1%
Delaware Water Gap <sup>3,4</sup>	1,577,747	1,700,721	-7.2%	8,263,311	9,320,165	-11.3%
Milford - Montague	217,463	224,440	-3.1%	1,116,650	1,177,155	-5.1%
<b>Total</b>	<b>8,708,680</b>	<b>8,807,336</b>	<b>-1.1%</b>	<b>48,158,686</b>	<b>49,246,310</b>	<b>-2.2%</b>

#### NOTES:

1. On January 30, 2024, eastbound traffic detour set in place due to construction under Contract No. TS-694A NH-L TSB Rehabilitation. On February 17, 2025, NH-L TSB eastbound traffic detour was removed and the bridge was reopened to two-way traffic. There were no recorded lane closures under Contract No. TS-694A NH-L TSB Rehabilitation during June 2025. However, construction is not complete; with work anticipated to resume in July 2025. Construction began for Contract T-754A New Hope-Lambertville Toll Bridge All Electronic Tolling (AET) Conversion & PA Abutment Backwall Replacement on June 18, 2025.

2. Construction for Contract T-766A I-78 NJ Roadway Rehabilitation and Power & Communication Infrastructure Improvements began on April 15, 2024. Substantial completion was reached on February 19, 2025. There were no recorded lane closures under Contract No. T-766A I-78 NJ Roadway Rehabilitation and Power & Communication Infrastructure Improvements in June 2025. However, construction is not complete, with work anticipated to resume in July 2025.

3. On December 6, 2022, a portion of Route 611 North of Portland was closed indefinitely after a rockfall occurred in Delaware Water Gap Borough. On November 9, 2024, this portion of Route 611 was re-opened to traffic in a long-term temporary configuration of one lane, alternating via traffic signals. It will remain in this configuration until a permanent solution is decided on in the future.

4. Between December 2024 and March 2025, multiple sink holes appeared along the Interstate 80 (I-80) corridor near Wharton, NJ, about 35 miles East of the DWG Toll Bridge. On March 19, 2025, Interstate 80 was shut down in both directions. On June 21, 2025 Interstate 80 was re-opened with all lanes in both directions. Effects of this can be seen in this month's traffic counts at Delaware Water Gap and Portland – Columbia Toll Bridges.

## **DELAWARE RIVER JOINT TOLL BRIDGE COMMISSION**

**Meeting of July 28<sup>th</sup>, 2025**

### **STATISTICAL SUMMARY OF EXPENDITURES**

There follow reports entitled **“Budget vs Actual”** covering the month of June 2025 relative to Toll Bridges, Toll Supported Bridges and Administration Departments.

Total operating expenses plus encumbrance totaled \$7,166,259 for the month of June. For the 2025 fiscal period, total expenses plus encumbrances amounted to \$44,714,817 which represents 82.57% of 2025 year-to-date operating budget.

There were no unusual expenses during the month.

**Delaware River Joint Toll Bridge Commission**  
**Budget vs Actual**  
**For the Six Months Ending June 30, 2025**

**TOTAL COMMISSION**

	<b>Annual Budget 2025</b>	<b>YTD Budget 2025</b>	<b>Expended For The Month</b>	<b>Expended Year To Date</b>	<b>Encumbered</b>	<b>Remaining Annual Budget</b>
Regular Employee Salaries	\$27,551,941	13,830,420	\$2,081,671	\$13,499,063	\$0	\$14,052,878
Part-Time Employee Wages	579,342	339,671	0	56,675	0	522,667
Overtime Wages	2,912,290	1,459,272	124,615	950,409	0	1,961,881
Pension Contributions	10,188,616	5,110,283	662,850	4,310,859	0	5,877,757
FICA Contributions	2,458,505	1,233,089	176,783	1,160,326	0	1,298,179
Regular Employee Healthcare Benefits	14,780,447	7,398,317	1,322,404	6,190,527	0	8,589,920
Life Insurance Benefits	308,512	154,772	23,213	141,876	0	166,636
Unemployment Compensation Benefits	287,000	143,500	754	48,593	0	238,407
Utility Expense	1,102,639	637,376	25,152	430,025	67,811	604,803
Office Expense	384,886	215,886	16,435	109,218	37,803	237,865
Telecommunication Expense	1,702,709	852,355	104,385	733,055	31,087	938,567
Information Technology Expense	1,325,444	922,722	50,555	504,352	210,229	610,863
Professional Development/Meetings	787,169	481,547	18,305	164,232	230,662	392,275
Vehicle Maintenance Expense and Fuel	771,417	584,467	73,838	270,657	227,053	273,707
Operations Maintenance Expense	2,364,974	1,590,987	162,768	662,071	571,355	1,131,548
ESS Operating Maintenance Expense	1,499,400	749,400	53,111	363,694	9,235	1,126,471
Commission Expense	26,448	13,224	1,661	7,815	0	18,633
Toll Collection Expense	13,755	13,378	0	5,605	0	8,150
Uniform Expense	329,606	165,591	8,291	53,147	18,800	257,659
Business Insurance	6,390,459	3,082,730	481,632	2,784,707	0	3,605,752
Licenses & Inspections Expense	26,593	13,296	1,075	6,797	0	19,796
Advertising	65,958	22,729	450	3,741	0	62,218
Professional Services	4,209,512	2,174,606	140,770	532,547	5,833	3,671,132
State Police Bridge Security	8,058,398	4,029,199	617,213	3,701,507	0	4,356,891
ETC Equip/Traffic Counter Maint	1,500,000	747,835	104,338	627,172	5,004	867,824
General Contingency	500,000	250,005	0	0	0	500,000
ETC Operating Expense	15,879,666	7,939,833	1,068,547	5,981,274	0	9,898,391
<b>Total</b>	<b>\$106,005,685</b>	<b>\$54,156,491</b>	<b>\$7,320,817</b>	<b>\$43,299,944</b>	<b>\$1,414,873</b>	<b>\$61,290,868</b>



**Delaware River Joint Toll Bridge Commission**  
**Budget vs Actual**  
**For the Six Months Ending June 30, 2025**

**ADMINISTRATION\***

	<b>Annual Budget 2025</b>	<b>YTD Budget 2025</b>	<b>Expended For The Month</b>	<b>Expended Year To Date</b>	<b>Encumbered</b>	<b>Remaining Annual Budget</b>
<b>OPERATING EXPENSE</b>						
Regular Employee Salaries	\$6,736,631	3,368,478	\$501,128	\$3,335,221	\$0	\$3,401,411
Part-Time Employee Wages	472,000	236,000	0	0	0	472,000
Overtime Wages	10,101	5,051	709	2,573	0	7,528
Pension Contributions	2,158,834	1,079,417	146,534	955,868	0	1,202,966
FICA Contributions	521,633	260,817	38,418	255,613	0	266,020
Regular Employee Healthcare Benefits	2,854,332	1,428,655	242,708	1,111,574	0	1,742,757
Life Insurance Benefits	72,521	36,261	5,533	33,412	0	39,109
Unemployment Compensation Benefits	287,000	143,500	754	48,593	0	238,407
Utility Expense	148,700	77,724	1,170	65,679	0	83,021
Office Expense	262,425	154,963	10,820	80,875	28,509	153,041
Telecommunication Expense	166,319	83,160	9,189	62,401	0	103,918
Information Technology Expense	1,306,000	913,000	50,555	504,352	210,229	591,419
Professional Development/Meetings	641,207	409,354	17,833	152,812	230,662	257,733
Vehicle Maintenance Expense and Fuel	52,334	46,783	7,071	29,210	8,469	14,655
Operations Maintenance Expense	206,750	109,013	9,263	55,026	17,608	134,116
Commission Expense	26,448	13,224	1,661	7,815	0	18,633
Uniform Expense	10,747	5,374	0	2,231	0	8,516
Business Insurance	519,404	147,202	14,599	(9,042)	0	528,446
Licenses & Inspections Expense	500	250	0	104	0	396
Advertising	65,958	22,729	450	3,741	0	62,218
Professional Services	1,524,512	832,106	139,584	525,965	5,833	992,714
General Contingency	500,000	250,005	0	0	0	500,000
<b>OPERATING EXPENSE SUBTOTAL</b>	<b>\$18,544,359</b>	<b>\$9,623,064</b>	<b>\$1,197,979</b>	<b>\$7,224,024</b>	<b>\$501,311</b>	<b>\$10,819,024</b>
<b>ADM OPS AIIOCATION</b>						
TES Allocation			(127,948)	(758,040)		
<b>ADM OPS AIIOCATION SUBTOTAL</b>			<b>(\$127,948)</b>	<b>(\$758,040)</b>		
			<b>\$0</b>	<b>\$0</b>		
<b>TOTAL EXPENSES</b>			<b>\$1,070,031</b>	<b>\$6,465,983</b>		

\* Includes Executive, Human Resources, Accounting, EZPass, Purchasing, Information Technology, Community Affairs, Contract/Compliance, and Training & Employee Safety.

**Delaware River Joint Toll Bridge Commission**  
**Budget vs Actual**  
**For the Six Months Ending June 30, 2025**

**ADMINISTRATION - OPERATIONS\***

	<b>Annual Budget 2025</b>	<b>YTD Budget 2025</b>	<b>Expended For The Month</b>	<b>Expended Year To Date</b>	<b>Encumbered</b>	<b>Remaining Annual Budget</b>
<b>OPERATING EXPENSE</b>						
Regular Employee Salaries	\$4,349,098	2,179,666	\$308,714	\$2,132,835	\$0	\$2,216,263
Overtime Wages	348,988	174,711	23,476	134,709	0	214,279
Pension Contributions	1,973,952	988,418	145,175	965,439	0	1,008,513
FICA Contributions	474,120	237,407	34,049	227,590	0	246,530
Regular Employee Healthcare Benefits	2,334,846	1,168,721	211,130	975,134	0	1,359,713
Life Insurance Benefits	61,040	30,568	4,672	28,793	0	32,247
Utility Expense	118,800	63,467	0	5,706	0	113,094
Office Expense	51,524	25,062	1,116	12,196	2,178	37,151
Telecommunication Expense	176,103	88,751	7,225	68,661	0	107,442
Professional Development/Meetings	110,451	54,438	357	10,961	0	99,490
Vehicle Maintenance Expense and Fuel	125,000	92,500	18,193	45,620	58,284	21,096
Operations Maintenance Expense	463,395	402,748	14,693	107,101	287,178	69,116
ESS Operating Maintenance Expense	1,499,400	749,400	53,111	363,694	9,235	1,126,471
Uniform Expense	62,630	32,103	575	8,083	0	54,547
Business Insurance	343,071	171,535	27,413	163,376	0	179,694
Licenses & Inspections Expense	3,015	1,507	102	727	0	2,288
Professional Services	2,685,000	1,342,500	1,187	6,582	0	2,678,418
<b>OPERATING EXPENSE SUBTOTAL</b>	<b>\$15,180,433</b>	<b>\$7,803,503</b>	<b>\$851,188</b>	<b>\$5,257,207</b>	<b>\$356,875</b>	<b>\$9,566,352</b>
<b>ADM OPS ALLOCATION</b>						
TES Allocation			22,263	131,901		
Toll Operation Allocation			(71,070)	(458,462)		
Bridge Maint Allocation			(262,590)	(1,566,579)		
PSBS Allocation			(419,931)	(2,636,885)		
<b>ADM OPS ALLOCATION SUBTOTAL</b>			<b>(\$731,329)</b>	<b>(\$4,530,025)</b>		
<b>TOTAL EXPENSES</b>			<b>\$119,860</b>	<b>\$727,182</b>		

\* Includes Engineering, Maintenance/Toll Operation, Southern Region Maintenance Center, Public Safety and Bridge Security.

**Delaware River Joint Toll Bridge Commission**  
**Budget vs Actual**  
**For the Six Months Ending June 30, 2025**

**SOUTHERN REGION TOLL BRIDGE**

	<b>Annual Budget 2025</b>	<b>YTD Budget 2025</b>	<b>Expended For The Month</b>	<b>Expended Year To Date</b>	<b>Encumbered</b>	<b>Remaining Annual Budget</b>
<b>OPERATING EXPENSE</b>						
Regular Employee Salaries	\$3,425,617	1,725,486	\$291,623	\$1,703,569	\$0	\$1,722,047
Part-Time Employee Wages	30,000	30,000	0	20,946	0	9,054
Overtime Wages	606,912	304,181	21,098	169,849	0	437,063
Pension Contributions	1,283,898	645,748	89,021	536,098	0	747,800
FICA Contributions	310,672	156,249	23,738	143,902	0	166,770
Regular Employee Healthcare Benefits	1,881,896	941,990	170,488	814,847	0	1,067,049
Life Insurance Benefits	37,384	18,816	3,002	17,046	0	20,338
Utility Expense	287,505	172,597	8,802	123,042	11,189	153,274
Office Expense	25,305	12,652	3,547	8,635	2,497	14,173
Telecommunication Expense	221,119	110,560	10,164	91,695	0	129,424
Information Technology Expense	8,679	4,339	0	0	0	8,679
Professional Development/Meetings	6,993	3,496	18	100	0	6,892
Vehicle Maintenance Expense and Fuel	242,458	178,612	21,536	48,320	56,078	138,061
Operations Maintenance Expense	425,511	244,323	14,205	72,875	74,432	278,203
Toll Collection Expense	4,279	4,190	0	1,662	0	2,617
Uniform Expense	82,555	41,278	2,845	16,739	7,072	58,744
Business Insurance	2,213,818	1,106,909	175,115	1,046,761	0	1,167,057
Licenses & Inspections Expense	5,015	2,507	486	1,406	0	3,609
State Police Bridge Security	2,485,813	1,242,906	190,410	1,141,915	0	1,343,898
ETC Equipment/Traffic Counter Maint	523,333	261,306	36,198	226,672	834	295,827
ETC Operating Expense	6,314,931	3,157,465	424,919	2,378,821	0	3,936,109
<b>OPERATING EXPENSE SUBTOTAL</b>	<b>\$20,423,692</b>	<b>\$10,365,610</b>	<b>\$1,487,214</b>	<b>\$8,564,903</b>	<b>\$152,101</b>	<b>\$11,706,689</b>
<b>ADM OPS AIIOCATION</b>						
TES Allocation			29,974	177,584		
Toll Operation Allocation			26,403	170,318		
Bridge Maint Allocation			140,706	831,783		
PSBS Allocation			122,068	765,921		
<b>ADM OPS AIIOCATION SUBTOTAL</b>			<b>\$319,151</b>	<b>\$1,945,606</b>		
<b>TOTAL EXPENSES</b>			<b>\$1,806,365</b>	<b>\$10,510,509</b>		

**Delaware River Joint Toll Bridge Commission**  
**Budget vs Actual**  
**For the Six Months Ending June 30, 2025**

**CENTRAL REGION TOLL BRIDGE**

	<b>Annual Budget 2025</b>	<b>YTD Budget 2025</b>	<b>Expended For The Month</b>	<b>Expended Year To Date</b>	<b>Encumbered</b>	<b>Remaining Annual Budget</b>
<b>OPERATING EXPENSE</b>						
Regular Employee Salaries	\$3,374,610	1,701,289	\$248,213	\$1,626,184	\$0	\$1,748,426
Part-Time Employee Wages	30,000	30,000	0	20,553	0	9,447
Overtime Wages	331,767	167,010	16,146	131,833	0	199,934
Pension Contributions	1,179,763	594,002	78,726	509,820	0	669,942
FICA Contributions	285,660	143,820	20,098	135,447	0	150,213
Regular Employee Healthcare Benefits	1,821,254	911,626	164,025	789,757	0	1,031,496
Life Insurance Benefits	35,356	17,809	2,651	16,370	0	18,986
Utility Expense	277,746	165,395	4,079	119,517	43,011	115,218
Office Expense	12,178	6,481	535	3,854	2,371	5,953
Telecommunication Expense	478,370	239,185	30,590	212,813	31,087	234,471
Information Technology Expense	4,503	2,252	0	0	0	4,503
Professional Development/Meetings	14,498	7,249	97	358	0	14,140
Vehicle Maintenance Expense and Fuel	176,882	140,844	15,605	78,876	57,820	40,185
Operations Maintenance Expense	576,277	398,994	97,042	227,534	116,178	232,564
Toll Collection Expense	6,981	6,840	0	2,937	0	4,043
Uniform Expense	57,627	28,813	0	10,604	1,943	45,080
Business Insurance	1,254,985	627,493	100,385	600,307	0	654,678
Licenses & Inspections Expense	4,247	2,124	129	1,778	0	2,469
State Police Bridge Security	2,185,638	1,092,819	167,388	1,003,849	0	1,181,789
ETC Equipment/Traffic Counter Maint	442,222	220,871	30,554	182,211	556	259,455
ETC Operating Expense	5,322,980	2,661,490	358,641	2,011,729	0	3,311,251
<b>OPERATING EXPENSE SUBTOTAL</b>	<b>\$17,873,541</b>	<b>\$9,166,405</b>	<b>\$1,334,904</b>	<b>\$7,686,332</b>	<b>\$252,966</b>	<b>\$9,934,244</b>
<b>ADM OPS ALLOCATION</b>						
TES Allocation			26,173	155,064		
Toll Operation Allocation			23,055	148,725		
Bridge Maint Allocation			26,117	160,281		
PSBS Allocation			92,722	584,357		
<b>ADM OPS ALLOCATION SUBTOTAL</b>			<b>\$168,067</b>	<b>\$1,048,428</b>		
<b>TOTAL EXPENSES</b>			<b>\$1,502,971</b>	<b>\$8,734,759</b>		

**Delaware River Joint Toll Bridge Commission**  
**Budget vs Actual**  
**For the Six Months Ending June 30, 2025**

**NORTHERN REGION TOLL BRIDGE**

	<b>Annual Budget 2025</b>	<b>YTD Budget 2025</b>	<b>Expended For The Month</b>	<b>Expended Year To Date</b>	<b>Encumbered</b>	<b>Remaining Annual Budget</b>
<b>OPERATING EXPENSE</b>						
Regular Employee Salaries	\$3,720,105	1,879,535	\$274,813	\$1,805,903	\$0	\$1,914,202
Part-Time Employee Wages	40,000	40,000	0	15,176	0	24,824
Overtime Wages	462,515	232,275	18,183	156,860	0	305,655
Pension Contributions	1,331,516	671,771	85,964	581,096	0	750,420
FICA Contributions	322,875	162,882	22,280	150,567	0	172,308
Regular Employee Healthcare Benefits	2,079,641	1,040,969	188,414	896,734	0	1,182,907
Life Insurance Benefits	39,425	19,905	2,894	17,661	0	21,764
Utility Expense	172,769	110,067	8,906	80,147	13,612	79,010
Office Expense	11,718	5,859	418	3,659	2,248	5,811
Telecommunication Expense	386,067	193,033	26,934	171,985	0	214,081
Information Technology Expense	6,262	3,131	0	0	0	6,262
Professional Development/Meetings	8,747	4,374	0	0	0	8,747
Vehicle Maintenance Expense and Fuel	159,167	117,076	11,434	69,714	46,401	43,052
Operations Maintenance Expense	538,954	349,692	22,124	171,207	64,890	302,856
Toll Collection Expense	2,495	2,348	0	1,006	0	1,489
Uniform Expense	66,069	33,034	3,420	8,225	9,143	48,701
Business Insurance	1,158,115	579,058	92,586	554,149	0	603,966
Licenses & Inspections Expense	4,420	2,210	128	1,722	0	2,698
State Police Bridge Security	1,497,868	748,934	114,740	688,110	0	809,758
ETC Equipment/Traffic Counter Maint	523,333	261,306	36,196	215,508	834	306,991
ETC Operating Expense	4,241,755	2,120,878	284,987	1,590,724	0	2,651,031
<b>OPERATING EXPENSE SUBTOTAL</b>	<b>\$16,773,818</b>	<b>\$8,578,337</b>	<b>\$1,194,420</b>	<b>\$7,180,153</b>	<b>\$137,129</b>	<b>\$9,456,535</b>
<b>ADM OPS ALLOCATION</b>						
TES Allocation			24,513	145,229		
Toll Operation Allocation			21,613	139,418		
Bridge Maint Allocation			24,543	150,624		
PSBS Allocation			86,948	547,968		
<b>ADM OPS ALLOCATION SUBTOTAL</b>			<b>\$157,617</b>	<b>\$983,239</b>		
<b>TOTAL EXPENSES</b>			<b>\$1,352,037</b>	<b>\$8,163,393</b>		

**Delaware River Joint Toll Bridge Commission**  
**Budget vs Actual**  
**For the Six Months Ending June 30, 2025**

**SOUTHERN DIVISION TOLL SUPPORTED BRIDGES**

	<b>Annual Budget 2025</b>	<b>YTD Budget 2025</b>	<b>Expended For The Month</b>	<b>Expended Year To Date</b>	<b>Encumbered</b>	<b>Remaining Annual Budget</b>
<b>OPERATING EXPENSE</b>						
Regular Employee Salaries	\$2,765,453	1,383,256	\$206,993	\$1,314,324	\$0	\$1,451,129
Part-Time Employee Wages	3,671	1,835	0	0	0	3,671
Overtime Wages	552,172	276,086	24,497	171,496	0	380,676
Pension Contributions	1,056,664	528,332	52,680	336,371	0	720,292
FICA Contributions	254,079	127,040	17,632	113,019	0	141,060
Regular Employee Healthcare Benefits	1,875,532	938,808	171,478	795,181	0	1,080,352
Life Insurance Benefits	29,178	14,589	2,039	13,199	0	15,979
Utility Expense	56,857	29,095	721	20,145	0	36,712
Office Expense	11,500	5,750	0	0	0	11,500
Telecommunication Expense	72,949	36,775	5,301	31,960	0	40,989
Professional Development/Meetings	3,025	1,513	0	0	0	3,025
Vehicle Maintenance Expense and Fuel	8,384	5,056	0	(1,083)	0	9,468
Operations Maintenance Expense	88,298	46,138	2,604	16,967	4,850	66,480
Uniform Expense	25,072	12,536	1,368	3,867	643	20,562
Business Insurance	537,056	268,528	42,548	255,266	0	281,790
Licenses & Inspections Expense	5,370	2,685	102	379	0	4,991
State Police Bridge Security	1,149,840	574,920	88,015	527,835	0	622,005
ETC Equipment/Traffic Counter Maint	5,556	2,176	695	1,390	1,390	2,776
<b>OPERATING EXPENSE SUBTOTAL</b>	<b>\$8,500,656</b>	<b>\$4,255,118</b>	<b>\$616,671</b>	<b>\$3,600,317</b>	<b>\$6,883</b>	<b>\$4,893,456</b>
<b>ADM OPS ALLOCATION</b>						
TES Allocation			12,474	73,901		
Bridge Maint Allocation			58,615	346,504		
PSBS Allocation			58,744	367,118		
<b>ADM OPS ALLOCATION SUBTOTAL</b>			<b>\$129,832</b>	<b>\$787,523</b>		
<b>TOTAL EXPENSES</b>			<b>\$746,503</b>	<b>\$4,387,840</b>		

**Delaware River Joint Toll Bridge Commission**  
**Budget vs Actual**  
**For the Six Months Ending June 30, 2025**

**NORTHERN DIVISION TOLL SUPPORTED BRIDGES**

	<b>Annual Budget 2025</b>	<b>YTD Budget 2025</b>	<b>Expended For The Month</b>	<b>Expended Year To Date</b>	<b>Encumbered</b>	<b>Remaining Annual Budget</b>
<b>OPERATING EXPENSE</b>						
Regular Employee Salaries	\$3,121,027	1,563,010	\$250,187	\$1,581,027	\$0	\$1,540,000
Part-Time Employee Wages	3,671	1,835	0	0	0	3,671
Overtime Wages	599,836	299,957	20,508	183,089	0	416,747
Pension Contributions	1,185,070	593,136	64,750	426,166	0	758,904
FICA Contributions	284,921	142,605	20,567	134,187	0	150,734
Regular Employee Healthcare Benefits	1,913,808	957,968	174,163	807,300	0	1,106,509
Life Insurance Benefits	32,990	16,516	2,422	15,395	0	17,595
Utility Expense	40,263	19,031	1,475	15,788	0	24,475
Office Expense	10,235	5,118	0	0	0	10,235
Telecommunication Expense	201,782	100,891	14,981	93,540	0	108,242
Professional Development/Meetings	2,247	1,124	0	0	0	2,247
Vehicle Maintenance Expense and Fuel	7,191	3,596	0	0	0	7,191
Operations Maintenance Expense	65,789	40,080	2,837	11,359	6,219	48,211
Uniform Expense	24,906	12,453	83	3,398	0	21,508
Business Insurance	364,010	182,005	28,985	173,890	0	190,120
Licenses & Inspections Expense	4,025	2,012	128	681	0	3,344
State Police Bridge Security	739,239	369,619	56,660	339,798	0	399,441
ETC Equipment/Traffic Counter Maint	5,556	2,176	695	1,390	1,390	2,776
<b>OPERATING EXPENSE SUBTOTAL</b>	<b>\$8,606,567</b>	<b>\$4,313,132</b>	<b>\$638,441</b>	<b>\$3,787,010</b>	<b>\$7,609</b>	<b>\$4,811,949</b>
<b>ADM OPS ALLOCATION</b>						
TES Allocation			12,551	74,361		
Bridge Maint Allocation			12,610	77,386		
PSBS Allocation			59,449	371,521		
<b>ADM OPS ALLOCATION SUBTOTAL</b>			<b>\$84,610</b>	<b>\$523,269</b>		
<b>TOTAL EXPENSES</b>			<b>\$723,051</b>	<b>\$4,310,278</b>		

**DELAWARE RIVER JOINT TOLL BRIDGE COMMISSION SYSTEM**  
**STATEMENT OF REVENUE AND EXPENSES FOR THE SIX MONTHS ENDED JUNE 30, 2025**

	Southern Toll Bridges	Central Toll Bridges	Northern Toll Bridges	Toll Bridges Subtotal	Southern Region TSB	Northern Region TSB	TSB Subtotal	Administration Operation	Administration Administrative	ADM Subtotal	TOTAL 2025	TOTAL 2024
<b>TOLL REVENUE</b>												
Net Toll Revenue	23,900,219	47,025,182	22,883,196	93,808,597	-	-	-	-	-	-	93,808,597	96,094,917
EZPass Fee	371,269	755,524	405,037	1,531,829	-	-	-	-	-	-	1,531,829	1,602,501
Net Violation Fee Income	816,028	216,505	507,863	1,540,396	-	-	-	-	-	-	1,540,396	3,830,140
<b>REVENUE FROM TOLL</b>	<b>\$ 25,087,516</b>	<b>\$ 47,997,211</b>	<b>\$ 23,796,096</b>	<b>\$ 96,880,822</b>	<b>\$ -</b>	<b>\$ -</b>	<b>\$ -</b>	<b>\$ -</b>	<b>\$ -</b>	<b>\$ -</b>	<b>\$ 96,880,822</b>	<b>\$ 101,527,557</b>
<b>OPERATING EXPENSE</b>												
Regular Employee Salaries	1,703,569	1,626,184	1,805,903	5,135,657	1,314,324	1,581,027	2,895,352	2,132,835	3,335,221	5,468,055	13,499,063	13,429,862
Part-Time Employee Wages	20,946	20,553	15,176	56,675	-	-	-	-	-	-	56,675	507,183
Summer Employee Wages	-	-	-	-	-	-	-	-	-	-	-	-
Overtime Wages	169,849	131,833	156,860	458,542	171,496	183,089	354,585	134,709	2,573	137,282	950,409	73,140
Pension Contributions	536,098	509,820	581,096	1,627,015	336,371	426,166	762,538	965,439	955,868	1,921,307	4,310,859	4,322,233
FICA Contributions	143,902	135,447	150,567	429,916	113,019	134,187	247,206	227,590	255,613	483,204	1,160,326	1,123,021
Regular Employee Healthcare Benefits	814,847	789,757	896,734	2,501,339	795,181	807,300	1,602,480	975,134	1,111,574	2,086,708	6,190,527	5,870,118
Life Insurance Benefits	17,046	16,370	17,661	51,077	13,199	15,395	28,594	28,793	33,412	62,205	141,876	142,227
Unemployment Compensation Benefits	-	-	-	-	-	-	-	-	48,593	48,593	48,593	8,022
Utility Expense	123,042	119,517	80,147	322,706	20,145	15,788	35,934	5,706	65,679	71,385	430,025	391,591
Office Expense	8,635	3,854	3,659	16,148	-	-	-	12,196	80,875	93,070	109,218	130,051
Telecommunication Expense	91,695	212,813	171,985	476,493	31,960	93,540	125,501	68,661	62,401	131,062	733,055	665,910
Information Technology Expense	-	-	-	-	-	-	-	-	504,352	504,352	504,352	453,617
Professional Development/Meetings	100	358	-	458	-	-	-	10,961	152,812	163,774	164,232	92,072
Vehicle Maintenance Expense and Fuel	48,320	78,876	69,714	196,910	(1,083)	-	(1,083)	45,620	29,210	74,830	270,657	247,941
Operations Maintenance Expense	72,875	227,534	171,207	471,617	16,967	11,359	28,327	107,101	55,026	162,127	662,071	555,975
ESS Operating Maintenance Expense	-	-	-	-	-	-	-	363,694	-	363,694	363,694	417,115
Commission Expense	-	-	-	-	-	-	-	-	7,815	7,815	7,815	8,798
Toll Collection Expense	1,662	2,937	1,006	5,605	-	-	-	-	-	-	5,605	37,310
Uniform Expense	16,739	10,604	8,225	35,567	3,867	3,398	7,265	8,083	2,231	10,314	53,147	46,361
Business Insurance	1,046,761	600,307	554,149	2,201,217	255,266	173,890	429,156	163,376	(9,042)	154,334	2,784,707	2,849,872
Licenses & Inspections Expense	1,406	1,778	1,722	4,906	379	681	1,060	727	104	831	6,797	6,889
Advertising	-	-	-	-	-	-	-	-	3,741	3,741	3,741	6,739
Professional Services	-	-	-	-	-	-	-	6,582	525,965	532,547	532,547	565,782
State Police Bridge Security	1,141,915	1,003,849	688,110	2,833,874	527,835	339,798	867,633	-	-	-	3,701,507	3,573,118
ETC Equip/Traffic Counter Maint	226,672	182,211	215,508	624,392	1,390	1,390	2,780	-	-	-	627,172	606,990
General Contingency	-	-	-	-	-	-	-	-	-	-	-	-
ETC Operating Expense	2,378,821	2,011,729	1,590,724	5,981,274	-	-	-	-	-	-	5,981,274	4,753,710
<b>TOTAL OP., MAINT., &amp; ADM</b>	<b>\$ 8,564,903</b>	<b>\$ 7,686,332</b>	<b>\$ 7,180,153</b>	<b>\$ 23,431,387</b>	<b>\$ 3,600,317</b>	<b>\$ 3,787,010</b>	<b>\$ 7,387,327</b>	<b>\$ 5,257,207</b>	<b>\$ 7,224,024</b>	<b>\$ 12,481,230</b>	<b>\$ 43,299,944</b>	<b>\$ 40,885,646</b>
<b>ADM OPS ALLOCATION</b>												
TES Allocation	177,584	155,064	145,229	477,877	73,901	74,361	148,262	131,901	(758,040)	(626,139)	-	-
Toll Ops Allocation	170,318	148,725	139,418	458,462	-	-	-	(458,462)	-	(458,462)	-	-
Bridge Maint Allocation	831,783	160,281	150,624	1,142,689	346,504	77,386	423,890	(1,566,579)	-	(1,566,579)	-	-
Maint/Toll Allocation	-	-	-	-	-	-	-	-	-	-	-	-
PSBS Allocation	765,921	584,357	547,968	1,898,246	367,118	371,521	738,639	(2,636,885)	-	(2,636,885)	-	-
<b>TOTAL ADM OPS ALLOCATION</b>	<b>\$ 1,945,606</b>	<b>\$ 1,048,428</b>	<b>\$ 983,239</b>	<b>\$ 3,977,273</b>	<b>\$ 787,523</b>	<b>\$ 523,269</b>	<b>\$ 1,310,792</b>	<b>\$(4,530,025)</b>	<b>\$(758,040)</b>	<b>\$(5,288,065)</b>	<b>\$ -</b>	<b>\$ -</b>
<b>OTHER OPERATING INC/EXP</b>												
Other Operating Income	-	2,287	-	2,287	-	-	-	-	270,379	270,379	272,666	241,596
<b>TOTAL OTHER OP INC</b>	<b>\$ -</b>	<b>\$ 2,287</b>	<b>\$ -</b>	<b>\$ 2,287</b>	<b>\$ -</b>	<b>\$ -</b>	<b>\$ -</b>	<b>\$ -</b>	<b>\$ 270,379</b>	<b>\$ 270,379</b>	<b>\$ 272,666</b>	<b>\$ 241,596</b>
<b>NET OPERATING INC</b>	<b>\$ 14,577,007</b>	<b>\$ 39,264,739</b>	<b>\$ 15,632,703</b>	<b>\$ 69,474,449</b>	<b>\$(4,387,840)</b>	<b>\$(4,310,278)</b>	<b>\$(8,698,118)</b>	<b>\$(727,182)</b>	<b>\$(6,195,605)</b>	<b>\$(6,922,787)</b>	<b>\$ 53,853,544</b>	<b>\$ 60,883,508</b>
<b>NON-OPERATING REV/EXP</b>												
Interest Revenue & Unrealized Gain/Loss											7,780,183	7,085,733
Other Non-Operating Revenue											11,351	-
Interest Expense											(12,781,717)	(13,038,013)
Depreciation Expense											(12,084,742)	(12,405,931)
<b>TOTAL NON-OPS REV/EXP</b>											<b>\$(17,074,926)</b>	<b>\$(18,358,211)</b>
<b>CHANGE IN NET ASSETS</b>											<b>\$ 36,778,618</b>	<b>\$ 42,525,297</b>



# **DELAWARE RIVER JOINT TOLL BRIDGE COMMISSION**

**Meeting of July 28, 2025**

## **ADMINISTRATION**

The following Pages reflect the reports on those items assigned to the Administration Department. Each item is reported separately and page numbered accordingly.

**DELAWARE RIVER JOINT TOLL BRIDGE COMMISSION**

**Meeting July 28, 2025**

**PURCHASING REPORT INDEX**

**MONTH OF JUNE 2025**

SUBJECT	DESCRIPTION	PAGE NUMBER
Purchasing	Monthly Purchasing Report covering the month of June 2025	1-4

# **DELAWARE RIVER JOINT TOLL BRIDGE COMMISSION**

**Meeting of July 28, 2025**

## **MONTHLY PURCHASING REPORT**

**Month of June 2025**

This report itemizes all orders for purchases made for the month of June 2025, showing the divisions chargeable for the expense and the source of authority for issuance of the Purchase Order. This authority is broken into three categories:

- (1) By authority of the Commission
- (2) By authority of the Executive Director or his designate
- (3) By authority of the Director

The purchasing activities for the month of June 2025, culminated in the preparation and placement of 48 purchase orders in the total amount of \$623,021.68. For one (1) of these purchases, three (3) price inquiries were sent out for an average of three (3) inquiries per order ( $3/1=3.0$ ).

Significant procurements are shown below:

- One (1) Purchase Order was issued, in the total amount of \$167,170.07 for an upgrade to the ESS Network Video Management System Servers;
- One (1) Purchase Order was issued, in the total amount of \$166,629.10 for the Munis SAAS annual renewal;
- One (1) Purchase Order was issued, in the total amount of \$120,800.00 for an air conditioner replacement at NHL;
- One (1) Purchase Order was issued, in the total amount of \$30,635.00 for a fire alarm system upgrade at NHL;
- One (1) Purchase Order was issued, in the total amount of \$29,887.77 for an installation of an access control gate at I-78.

In addition to the practices employed incidental to purchase of materials, etc., from vendors on a direct basis, the Commission also purchases via direct utilization of the purchasing processes of the State of New Jersey, the Commonwealth of Pennsylvania and other joint purchasing arrangements.

**DELAWARE RIVER JOINT TOLL BRIDGE COMMISSION  
REPORT OF PURCHASING ACTIVITIES**

**June 2025**

PO Number	Vendor Name	General Description	Req Dept	Contract/Resolution/ Comment	<b>** BY AUTHORITY OF **</b>		
					Commission	Director of Purchasing	Director
20250367	GEORGE ALLEN WASTEWATER	SEPTIC TANK PUMPING	NHL			375.00	
20250368	OFFICE BASICS	JANITORIAL SUPPLIES	NHL	COSTARS 5		316.24	
20250369	SUPER HEAT INC	AC REPAIR /SET UP	DWG			298.72	
20250370	FOLEY INC	NHL- CAT910 REPAIR- OUTSIDE AUTO- INVOICE	NHL			1,446.40	
20250371	ACS SERVICES LLC	HVAC I78 ADMIN BLDG REPAIR	I78			515.00	
20250372	ACS SERVICES LLC	DRJTBC/AB@SF - HVAC SERVICE	AB SF			630.00	
20250373	ACS SERVICES LLC	DRJTBC/SF AET -REPLACEMENT OF CODENSATE PUMP.	AB SF			1,760.00	
20250374	SILVI CONCRETE OF MORRISVILLE	WINTER CONCRETE WORK AT A/F	SFT			727.00	
20250375	RK INDUSTRIES GROUP	CLOTHING: MAINTENANCE UNIFORM	PUR			140.00	
20250376	STARR UNIFORM	CLOTHING: MAINTENANCE UNIFORM	SRMC	COSTARS 12		769.77	
20250377	HOME DEPOT	HOME DEPOT-202 CONCRETE PROJECT NHL RT.202	SFT	NJ M-8001		2,874.00	
20250378	ASPLUNDH TREE EXPERT, LLC	EP-TREE REMOVAL	EP			10,511.28	
20250379	GRAINGER	Safety Shoe Program	TES			116.83	
20250380	GRAINGER	Safety Shoe Program	TES			1,430.04	
20250381	ED GUCKIN	EDUCATIONAL AND TRAINING SERVICES	TES			2,200.00	
20250382	E.M. KUTZ, INC.	78- WING PLOW CYLINDER REBUILD- PARTS- INVOICE	I78			791.70	
20250383	FRED BEANS FORD	SF-PSBS- EXPLORER REPAIRS- INV FRED BEANS	PSBS			2,324.93	
20250384	NIELSEN FORD	MM- H BEAM ISSUE- OUTSIDE AUTO- INVOICE ATTACHED	MM			687.84	
20250385	COOPER ELECTRIC SUPPLY CO <b>CAPITAL RESERVE</b>	NHL TRAINING ROOM BLDG MATERIALS	NHL	COSTARS 8	883.41		

**DELAWARE RIVER JOINT TOLL BRIDGE COMMISSION  
REPORT OF PURCHASING ACTIVITIES**

**June 2025**

PO Number	Vendor Name	General Description	Req Dept	Contract/Resolution/ Comment	<b>** BY AUTHORITY OF **</b>		
					Commission	Director of Purchasing	Director
20250386	R.J. WALKER POCONO	INDUSTRIAL WASTE IMPROVEMENTS PC (OIL/ TRAP)	PC		7,997.22		
	<b>CAPITAL RESERVE</b>						
20250387	VERSALIFT EAST, INC.	I78- INTERNATIONAL BUCKET TRUCK INSP- OUTSIDE AUTO	I78			725.98	
20250388	NIELSEN FORD	MM- 2016 F250 Crew- DPF AND SENSOR MOD- OUTSIDE AU	MM			1,422.95	
20250389	SIGNAL SERVICE INC	ESS CAMERA UPGRADE- DWG03 CAMERA	ESS	COSTARS 18	3,328.00		
	<b>CAPITAL RESERVE</b>						
20250390	SIGNAL SERVICE INC	ESS CAMERA UPGRADE- TM03 CAMERA	ESS	COSTARS 18	3,328.00		
	<b>CAPITAL RESERVE</b>						
20250391	JERSEY SHORE SAFETY CONSULTANTS	EDUCATIONAL AND TRAINING SERVICES	TES			860.00	
20250392	KELLEY BROS, LLC	ESS: SECURITY -SAR LRK-60-IN100-10XG77-LL-26D	ESS	PA COSTARS 008-681		655.00	
20250393	PERFORMANCE TIRE CO.	EP- TIRES- PARTS	EP			1,272.00	
20250394	EASTERN TIME, INC.	FIRE ALARM SYSTEM UPGRADE	NHL		30,635.00		
	<b>CAPITAL RESERVE</b>						
20250395	ACS SERVICES LLC	AC REPLACEMENT NHL	NHL		120,800.00		
	<b>CAPITAL RESERVE</b>						
20250396	ALLSTATE OFFICE INTERIORS	T-519A TM SO OPS - CTRL CTR COORDINATOR OFFICE FUR	ENG	5072-12-24	2,738.34		
	<b>CAPITAL RESERVE</b>						
20250397	THE BADGE COMPANY OF NJ	COMMISSIONER BADGES/CASES	EO			402.45	
20250398	E.M. KUTZ, INC.	MAG PUMP ( REPLACEMENTS)	DWG			3,960.00	
20250399	STARR UNIFORM	CLOTHING MAINTENANCE	DWG	PA COSTARS 12		7,858.24	
20250400	FRED BEANS OF WEST CHESTER	AUTOMOTIVE REPAIR (SIDE MIRROR)	NHL			1,202.17	
20250401	RK INDUSTRIES GROUP	CLOTHING: MAINTENANCE	DWG			2,925.00	
20250402	STAPLES	8.5 X 11 COPY PAPER	AB SF	SW-012320-SCC		1,668.18	

**DELAWARE RIVER JOINT TOLL BRIDGE COMMISSION  
REPORT OF PURCHASING ACTIVITIES**

**June 2025**

PO Number	Vendor Name	General Description	Req Dept	Contract/Resolution/ Comment	** BY AUTHORITY OF **		
					Commission	Director of Purchasing	Director
20250403	CITYWIDE DIRECT	HORTICULTURAL ( VINEGAR) 55 GAL	DWG			1,999.99	
20250404	ACS SERVICES LLC	HVAC I78 ADMIN BLDG REPAIR	I78			1,762.91	
20250405	ACS SERVICES LLC	HVAC EP BUILDING REPAIR	EP			904.50	
20250406	KELLEY BROS, LLC	ESS: SECURITY -HR112 - Sargent ACS complete door	ESS	PA COSTARS 008-681		2,543.00	
20250407	BROWN-DAUB CHEVROLET	EP- BRAKE CALIPERS- PARTS	EP			661.10	
20250408	EASTERN TIME, INC.	FIRE PANEL REPAIR	DWG			630.00	
20250409	STARR UNIFORM	MOCK TURTLENECK SHIRTS	MULTI	COSTARS 12		7,711.20	
20250410	J. FLETCHER CREAMER & SONS , INC	GUIDE RAIL REPAIR/REPLACEMENT	NDTS	3426-12-17		1,520.00	
20250411	TYLER TECHNOLOGIES	MUNIS SAAS ANNL RENEWAL	IT			166,629.10	
20250412	TYLER TECHNOLOGIES	TYLER ANNUAL SUPPORT CONTRACT	IT			21,025.34	
20250413	DELL MARKETING LP	ESS NVMS Servers (Z drive, SNMP, Windows Update)	ESS	COSTARS 3	167,170.07		
	<b>CAPITAL RESERVE</b>						
20250414	SECUNI <b>CAPITAL RESERVE</b>	Alpha Gate access control and gate install	ESS	COSTARS 040-044	29,887.78		
<b>Purchase Order Count: 48</b>					<b>AUTHORITY TOTALS:</b>	<b>\$366,767.82</b>	<b>\$256,253.86</b>
					<b>GRAND TOTAL:</b>	<b>\$623,021.68</b>	<b>\$0.00</b>

Delaware River Joint Toll Bridge Commission  
Meeting of June 30, 2025

**E-ZPASS/CUSTOMER SERVICE REPORT  
JUNE 2025**

<b>SUBJECT</b>	<b>DESCRIPTION</b>	<b>PAGE NUMBER</b>
<b>E-ZPass/Customer Service Operations Report</b>	<b>E-ZPass/Customer Service June</b>	<b>1-3</b>

Delaware River Joint Toll Bridge Commission  
Meeting of June 30, 2025

**E-ZPASS/CUSTOMER SERVICE REPORT  
JUNE 2025**

E-ZPass Account and Transponder Information as reported by Conduent State and Local  
Solutions, Inc. (CSC/VPC Provider)

Total Number of Migrated DRJTBC and NJ CSC E-ZPass Accounts

Migrated Business Accounts	Migrated Private Accounts	Total Number of Migrated Accounts	Total Number of NJ CSC Active Accounts
1,654	77,339	78,993	4,139,756

Total Number of Migrated DRJTBC (029) Transponders and NJ CSC E-ZPass Transponders

Migrated Business Account Transponders	Migrated Private Account Transponders	Total Number of Migrated Transponders	Total Number of NJ CSC Active Transponders
9,228	131,323	140,551	6,567,687



Delaware River Joint Toll Bridge Commission  
Meeting of June 30, 2025

**E-ZPASS/CUSTOMER SERVICE REPORT  
JUNE 2025**

**Customer Service Report:**

CSRs perform service with quick responses to:

- Emails
- Phone Calls
- Service Requests
- Commission E-ZPass Issues

Total Calls	Average Duration	Average Wait Time
619	3:57	0:00

<b>Web Inquiries</b>	71
<b>Service Requests</b>	99

Computer kiosks have been installed at both offices and are accessible for customer use if needed

**Toll Monitoring:**

- 7 CSRs averaged around 1,385 transaction views per day for the month of June
- All discrepancies and potential issues are reported to Toll Auditing for further review
- Violations images are viewed to ensure accuracy of the cameras

Delaware River Joint Toll Bridge Commission  
Meeting of June 30, 2025

**E-ZPASS/CUSTOMER SERVICE REPORT  
JUNE 2025**

**Other current E-ZPass duties include:**

- Assisting law enforcement
- Notifying Toll Audit and In-lane when any issues we see arise
- Monitoring Superload crossings
- Daily calls with other Agencies in the NJ Consortium

**CSC/VPC Post-Migration Collection Update:**

As a result of post-migration collection efforts from May 2014 – June 2025, New Jersey E-ZPass reports \$26,296,483.72 collected in tolls and \$65,494,665.03 collected in fees,

**DELAWARE RIVER JOINT TOLL BRIDGE COMMISSION**  
**Meeting of July 28, 2025**

**ELECTRONIC TOLL COLLECTION PROGRAM**

**MONTH OF JUNE 2025**

<b>SUBJECT</b>	<b>DESCRIPTION</b>	<b>PAGE NUMBER</b>
ETC PROGRAM	Electronic Toll Collection Program Report	1-4

**DELAWARE RIVER JOINT TOLL BRIDGE COMMISSION**  
**Meeting of July 28, 2025**

**ELECTRONIC TOLL COLLECTION PROGRAM**  
**MONTH OF JUNE 2025**

The following items were recently initiated, accomplished or performed during the above noted month:

Activities for the In-Lane Toll System

1. Commission Staff are working with TransCore and the NJ E-ZPass CSC provider, Conduent, to implement IAG Interface Control Document (ICD) version 1.60. This will allow CSCs to receive data and process transactions from other transponder protocols such as SeGo and 6C, in addition to the current TDM protocol, as well as other functionalities. Testing is complete with the Inter Agency Group Hub, go-live is tentatively scheduled for July 27, 2025.
2. TransCore staff focused on strengthening Lane 1 at the New Hope – Lambertville Toll Bridge as this will be the only functioning lane during phase 2 of the AET construction project. This work included replacing the IDRIS roadway loops and isolating the cabling that supports the overhead lane equipment to avoid conflicts when the contractor dismantles to the toll plaza canopy over Lanes 2 – 4.
3. Commission Staff and TransCore meet monthly to review and discuss system operational and maintenance items. A weekly call also takes place to briefly review system maintenance items for the week.
4. Commission Staff, TransCore and the RK&K team participated in bi-weekly project status meetings for the In-Lane AET Collection System Design/Build/Maintain, Contract DB-792A. TransCore submitted the revised Project Management Plan and Requirements Traceability Matrix. These documents were reviewed by the RK&K team and found acceptable. TransCore submitted several chapters of the system Detailed Design Document. These documents were distributed for review and comments were provided to TransCore.

Activities for the E-ZPass Customer Service Center/Violation Processing Center

1. Commission Staff are working with the New Jersey E-ZPass Customer Service Center (NJ E-ZPass CSC) provider, Conduent, to implement IAG Interface Control Document (ICD) version 1.60. This will allow CSCs to receive data and process transactions from other transponder protocols such as SeGo and 6C, in addition to the current TDM protocol, as well as other functionalities. Testing is completed with the NJ E-ZPass CSC and the Inter Agency Group Hub and go-live is tentatively scheduled for July 27, 2025.

**DELAWARE RIVER JOINT TOLL BRIDGE COMMISSION**  
**Meeting of July 28, 2025**

2. Conduent continues to develop the real time digital payment function at the NJ E-ZPass CSC for toll by plate customers. Conduent revised the terms and conditions that will be displayed on the NJ E-ZPass website, and comments were provided from the NJTA. Conduent has released this functionality into the NJ CSC software, and they are proceeding with testing it through a small group of individuals.
3. The NJ E-ZPass CSC launched the Amnesty Program in June 2025. NJ MVC legislation was passed and NJTA is working with the MVC on the programs. There are two programs: the Amnesty Program and the Vehicle Registration Suspension Program. The Amnesty Program must run for 180 days, with no lookback timeframe, meaning the program can go back as far as the violator wants to pay. Violation transactions after the start of the program are NOT eligible. The program is open to all violators (from any state), with tolls and fees that are \$500 or more prior to June 2025. The program must offer a 25% reduction of the fees, the program will collect 100% of the toll revenue. When applying payment, 100% of the toll amount will be satisfied first, followed by AET fees and administrative fees. The amount owed must be paid in full of no payment plan. A violator may make arrangements for a payment plan, outside of the Amnesty Program. For the NJ MVC Vehicle Registration Suspension, the transactions criteria include all NJ E-ZPass agency violations, unpaid tolls, administration fees and AET fees totaling \$500 or more; or 60 or more violations with at least one having occurred after January 2024 (legislation date).
4. The NJTA, as the lead agency, is facilitating all meetings with the other agencies and Conduent to manage the implementation of outstanding system elements for the New Jersey E-ZPass Customer Service Center.
5. For the Customer Service Center Services for the New Jersey E-ZPass Group (Category A), the New Jersey Turnpike Authority (NJTA) awarded the agreements at their Board Meeting. The NJTA issued their findings from the procurement challenge, concluding that the NJTA properly determined TransCore to be the most qualified responsible proposer. Accordingly, the hearing officer recommended that the award to TransCore should be sustained and the protest of Conduent be dismissed. Contract documents were provided from the NJTA for Category A Customer Service Center Services for the New Jersey E-ZPass Group. The document was provided to Commission counsel for review prior to execution.
6. The Category B agreement for License Plate Review Services for the New Jersey E-ZPass Group Contract documents was provided from the NJTA. The document was provided to Commission counsel for review prior to execution.

**DELAWARE RIVER JOINT TOLL BRIDGE COMMISSION**  
**Meeting of July 28, 2025**

7. A meeting was coordinated with all the agencies that are included in the New Jersey E-ZPass Group and the management team for the implementation of the Customer Service Center Services for the New Jersey E-ZPass Group (Category A). The implementation will be led by North Highland with HNTB providing subject matter experts. Agencies are expected to assign staff to the various teams for the implementation. A kick-off meeting was with the agencies, management leads and TransCore. As TransCore submits various documents, they are being reviewed by the implementation team. Commission Staff are participating on their assigned implementation team meetings as needed. Meetings were held to review the business rules and the system architecture.

AET Program

1. Rummel, Klepper & Kahl, LLP (RK&K) participated in an on-site meeting with PKF for the construction project. During the reporting period RK&K prepared responses to Requests for Information (RFI) from the construction team and issued change of plans as needed.

General Electronic Toll Collection Program Activities

1. Mr. Stracciolini participated in the IAG E-ZPass Executive Management Committee meeting and Policy Committee meetings. At the August 2023 IAG EMC Meeting, Mr. Stracciolini was re-elected by the members to serve as Vice Chair to the EMC.
2. At the December 12, 2024 IAG Service Corp. Board of Directors Meeting, a resolution was approved electing and appointing Mr. Stracciolini as the Chair of the IAG Service Corporation, effective December 12, 2024.
3. Mr. Stracciolini is participating in the Non-toll Business Opportunity Task Force.
4. Mr. Stracciolini is serving on the International Bridge, Tunnel & Turnpike Association's (IBTTA) 2025 Engineering and Construction Task Force and the Toll Revenue Assurance Committee.

**Delaware River Joint Toll Bridge Commission**  
**Meeting of July 28, 2025**

**CONTRACT COMPLIANCE REPORT INDEX**  
**Month of June 2025**

<b>SUBJECT</b>	<b>DESCRIPTION</b>	<b>PAGE NUMBER</b>
<b>Contract Compliance Program Operations Report</b>	<b>Operations Report June 2025</b>	<b>1-20</b>

**Delaware River Joint Toll Bridge Commission  
Meeting of July 28, 2025**

**CONTRACT COMPLIANCE REPORT INDEX  
Month of June 2025**

**TABLE OF CONTENTS**

**IBE PROGRAM**

	<b>PAGES</b>
• IBE Program Overview	3
• Compliance IBE Scores Overview	4
• IBE Summary Reports	5
• Active Construction Projects Payments, Workforce & Ethnicity Utilization Scores	6-8
• Active Professional Projects Payments Detail and Scores	9-10
• Completed Construction Projects Payments, Workforce & Ethnicity Utilization Scores	11-15
• Completed Professional Projects Payments Detail and Scores	16-17

**MWSBE Program**

• MWSBE Minority (7%), Women (3%), and Small Business (25%) Enterprise Program Overview	18
• MWSBE Program Commitments for Professional and Construction (Active & Completed Pie Charts)	19
• MWSBE Professional & Construction Projects Final Commitment	20



**Delaware River Joint Toll Bridge Commission**  
**Meeting of July 28, 2025**

**IBE PROGRAM OVERVIEW**

The Delaware River Joint Toll Bridge Commission (Commission) established an IBE Program (MBE/WBE/SBE/DBE/DsBE/VBE) with a target of 25% for all Professional Services and Construction Contracts awarded by the Commission effective July 1, 2014. To date, the Commission has awarded **(109)** contracts with the IBE Program requirements. Currently, there are **(55)** active projects and **(54)** completed projects.

**IBE Program Requirements**

The Commission began using Elation Systems effective January 2017, as the online system for Payment Verification and Certified Payroll Reporting (CPR). All contracts awarded by the Commission to a Prime Consultant/Prime Contractor and their Subconsultants and Subcontractors use this service free of charge. Online training is available to vendors on how to use Elation Systems. The Contract Compliance Department and Elation Support Staff are available to assist all users.

The Contract Compliance Department (CCD) monitors, posts and reports data in regard to all payments. The CCD also reviews all Certified Payrolls submitted into Elation Systems.

*The following are all mandatory requirements:*

**Company On-Line Registration:**

- i. All Primes must register their company and activate an account in Elation Systems; *and*
- ii. All Primes must also ensure that all Subconsultants and Subcontractors register their company and activate an account in Elation Systems.

**Payment Verification:**

- i. Prime Contractors must post all payments to their Subconsultants and/or Subcontractors in Elation Systems; *and*
- ii. Prime Contractors and their Subconsultants and/or Subcontractors must confirm all payments received in Elation Systems.

**Certified Payroll Reporting:**

- i. All Prime Contractors are responsible for assigning someone from their staff with the responsibility to review, approve, and upload their CPR(s) on a weekly basis into Elation Systems; *and*
- ii. All Prime Contractors must also ensure that their Subcontractors upload their CPR(s) on a weekly basis into Elation Systems.

Prime Consultants / Contractors IBE Target performance will be displayed / available on the Commission's public website.

**Delaware River Joint Toll Bridge Commission**  
**Meeting of July 28, 2025**

**Contract Compliance Department**  
**Compliance IBE Scores Overview**

The Commission through its Contract Compliance Department has instituted a Compliance Score Ranking that will be included in the Monthly Contract Compliance Report for all Professional Services and Construction Projects.

The Compliance Score Ranking is an ongoing summary of data presented on Active and Completed contracts, which includes the tracking of payments from Prime Consultants and Contractors to IBE Subconsultants and Subcontractors, and the Prime Contractors Workforce Utilization. The Scores will illustrate the progress and participation to meet the Targets by Prime Consultants and Contractors as part of the IBE program.

The complete and timely reporting of payments and certified payrolls to the Elation Systems by the Prime Consultants and Prime Contractors, and their Subconsultants and Subcontractors, will assist the Prime Consultant and Prime Contractor in tracking the data to meet their targets.

Accordingly, each Prime will also be given a final grade at the completion of each project. Additionally, the data will be uploaded onto the Commission's public website monthly.

*The Score(s) are factored using the following criteria:*

**IBE PAYMENTS**

The payments by the Prime Consultant / Contractor to each of their IBE Subconsultants / Subcontractors will be calculated based on the criteria set by the Commission's 25% IBE Target.

**WORKFORCE UTILIZATION**

Workforce utilization contains two levels of scoring and documents the hourly employee utilization by workforce type, ethnicity and gender.

<b>IBE Payments Legend</b>	
<b>Score Rankings</b>	<b>IBE Commitment Participation</b>
A+	45% & above
A	35% to 44.9%
B+	30% to 34.9%
B	25% to 29.9%
C+	20% to 24.9%
C	15% to 19.9%
D+	10% to 14.9%
D	5% to 9.9%
F	4.9% & below

<b>Workforce Utilization Legend</b>		
<b>Score Rankings</b>	<b>Workforce Commitment Participation</b>	<b>Ethnicity &amp; Gender Participation</b>
A+	30% & above	25% & a above
A	25% to 29.9%	15% to 24.9%
B+	20% to 24.9%	over 15%
B	15% to 19.9%	10% to 14.9%
C+	10% to 14.9%	over 10%
C	10% to 14.9%	7.5% to 9.9%
D+	5% to 9.9%	over 7.5%
D	5% to 9.9%	5% to 7.4%
F	4.9% & below	4.9% & below

**Delaware River Joint Toll Bridge Commission**  
**Meeting of July 28, 2025**

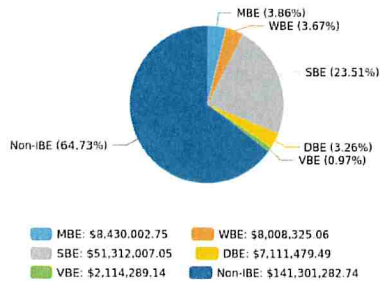
**Summary - Professional Services and Construction Contractors 25% IBE Target Status**

**ACTIVE PROJECTS**

**Current IBE Status: 35.27%**

**Total Payments to Prime: \$218,277,386.23**

**Total Payments to IBEs: \$76,976,103.49**

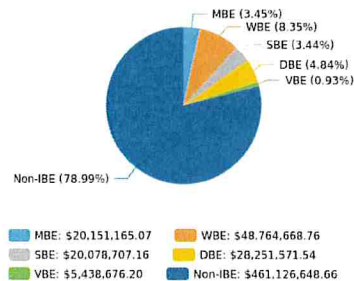


**COMPLETED PROJECTS**

**Final IBE Status: 21.01%**

**Total Payments to Prime: \$583,765,241.75**

**Total Payments to IBEs: \$122,638,593.09**

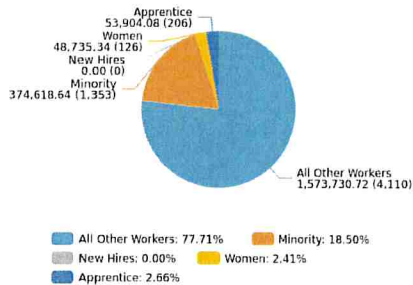


**Summary - Prime Contractor(s) & Subcontractor(s) Workforce Utilization Categories By Hours, Workers & Ethnicity**

**Workers Categories**

**Hours, Percentages and Workers**

**Total Hours Worked: 2,025,149.28**

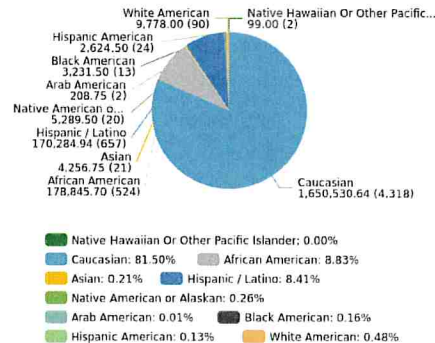


*(Percentage is based on work hours)*

**Ethnicity Categories**

**Hours, Percentages and Workers**

**Total Number of Workers: 5,671**



*(Percentage is based on work hours)*

Active Professional & Construction Projects Payment Summary		Contract Value	Prime P / T / D	IBE P / T / D	IBE Actual	Score
Professional and Construction Projects Totals		\$298,662,902.40	\$218,277,386.23	\$76,976,103.49	35.27%	A
Professional Services Projects Totals		\$88,572,792.84	\$66,538,521.50	\$19,416,854.89	29.18%	B
Completed Professional & Construction Projects Payment Summary		Contract Value	Prime P / T / D	IBE P / T / D	IBE Actual	Score
Professional and Construction Projects Totals		\$597,517,529.42	\$583,765,241.75	\$122,638,593.09	21.01%	C+
Professional Services Projects Totals		\$62,722,858.80	\$55,679,144.39	\$16,761,466.49	30.10%	B+

ACTIVE CONSTRUCTION PROJECTS														
Payments Summary					Workforce Hours Summary 28.16%						Ethnicity Participation Summary			
Total Contracts Value	Total Prime P / T / D	Total IBE P / T / D	Total IBE %	Payments Score (Total IBE Payments)	Total Number of Workers	Total Hours Worked	Caucasian Hours	Total Minority Hours	Total Women Hours	Workforce Score (Total Hours Worked)	Caucasian %	Minority %	Women %	Ethnicity Score (Total Participation)
\$210,090,109.56	\$151,738,864.73	\$57,559,248.60	37.93%	A	1480	298,013.83	216,712.58	81,301.25	2,628.34	A	72.72%	27.28%	0.88%	A+

COMPLETED CONSTRUCTION PROJECTS														
Payments Summary					Workforce Hours Summary 19.65%						Ethnicity Participation Summary			
Total Contracts Value	Total Prime P / T / D	Total IBE P / T / D	Total IBE %	Payments Score (Total IBE Payments)	Total Number of Workers	Total Hours Worked	Caucasian Hours	Total Minority Hours	Total Women Hours	Workforce Score (Total Hours Worked)	Caucasian %	Minority %	Women %	Ethnicity Score (Total Participation)
\$534,794,670.62	\$528,086,097.36	\$105,877,126.60	20.05%	C+	4368	1,727,135.45	1,433,818.06	293,317.39	46,107.00	B	83.02%	16.98%	2.67%	A



**Delaware River Joint Toll Bridge Commission**

Meeting of July 28, 2025

**Active Construction Projects - Summary's & Scores (IBE Payments, Workforce Hours & Ethnicity Participation)**

Date: From 07/01/2014 To 06/30/2025

IBE Payments Legend	
Score Rankings	IBE Commitment Participation
A+	45% & above
A	35% to 44.9%
B+	30% to 34.9%
B	25% to 29.9%
C+	20% to 24.9%
C	15% to 19.9%
D+	10% to 14.9%
D	5% to 9.9%
F	4.9% & below

**Total of all Primes Contract Values \$210,090,109.56**

**Total Payments to all Primes \$151,738,864.73**

**Total Payments to all IBEs \$57,559,248.60**

**IBE Target 25.00%**

**IBE Actual 37.93%**

Workforce Utilization Legend		
Score Rankings	Workforce Commitment Participation	Ethnicity & Gender Participation
A+	30% & above	25% & above
A	25% to 29.9%	15% to 24.9%
B+	20% to 24.9%	over 15%
B	15% to 19.9%	10% to 14.9%
C+	10% to 14.9%	over 10%
C	10% to 14.9%	7.5% to 9.9%
D+	5% to 9.9%	over 7.5%
D	5% to 9.9%	5% to 7.4%
F	4.9% & below	4.9% & below

ACTIVE CONSTRUCTION PROJECTS													
Payments Summary				Workforce Hours Summary 28.16%						Ethnicity Participation Summary			
Total Contracts Value	Total Prime P / T / D	Total IBE P / T / D	Total IBE %	Payments Score (Total IBE Payments)	Total Number of Workers	Total Hours Worked	Caucasian Hours	Total Minority Hours	Total Women Hours	Workforce Score (Total Hours Worked)	Caucasian %	Minority %	Ethnicity Score (Total Participation)
\$210,090,109.56	\$151,738,864.73	\$57,559,248.60	37.93%	A	1480	298,013.83	216,712.58	81,301.25	2,628.34	A	72.72%	27.28%	A+

DB-540A/B/C TRANSORE, LP - Electronic Toll Collection System Replacement - Design, Build & Maintain													
Payments Summary				Workforce Hours Summary 53.31%						Ethnicity Participation Summary			
Total Contracts Value	Total Prime P / T / D	Total IBE P / T / D	Total IBE %	Payments Score (Total IBE Payments)	Total Number of Workers	Total Hours Worked	Caucasian Hours	Total Minority Hours	Total Women Hours	Workforce Score (Total Hours Worked)	Caucasian %	Minority %	Ethnicity Score (Total Participation)
\$1,950,671.74	\$12,616,770.32	\$2,316,211.51	18.36%	C	15	2,040.00	952.50	1,087.50	0.00	A+	46.69%	53.31%	A+

DB-724A SCHNEIDER ELECTRIC Electronic Surveillance/Detection System Maintenance Contract													
Payments Summary				Workforce Hours Summary 45.89%						Ethnicity Participation Summary			
Total Contracts Value	Total Prime P / T / D	Total IBE P / T / D	Total IBE %	Payments Score (Total IBE Payments)	Total Number of Workers	Total Hours Worked	Caucasian Hours	Total Minority Hours	Total Women Hours	Workforce Score (Total Hours Worked)	Caucasian %	Minority %	Ethnicity Score (Total Participation)
\$11,294,820.75	\$1,618,282.26	\$215,551.42	13.32%	D+	57	717.00	479.00	238.00	91.00	A+	66.81%	33.19%	A+

DB-768B DYNAMIC SECURITY, LLC (IBE) dba SECUNI / Network Video Management System (NVMS) Integrator Services													
Payments Summary				Workforce Hours Summary 0.00%						Ethnicity Participation Summary			
Total Contracts Value	Total Prime P / T / D	Total IBE P / T / D	Total IBE %	Payments Score (Total IBE Payments)	Total Number of Workers	Total Hours Worked	Caucasian Hours	Total Minority Hours	Total Women Hours	Workforce Score (Total Hours Worked)	Caucasian %	Minority %	Ethnicity Score (Total Participation)
\$104,074.00	\$87,232.80	\$87,232.80	100.00%	A+	0	0.00	0.00	0.00	0.00	N/A	0.00%	0.00%	N/A

DB-792A TRANSORE, LP - In-Lane All Electronic Toll Collection System (Design, Build and Maintain)													
Payments Summary				Workforce Hours Summary 0.00%						Ethnicity Participation Summary			
Total Contracts Value	Total Prime P / T / D	Total IBE P / T / D	Total IBE %	Payments Score (Total IBE Payments)	Total Number of Workers	Total Hours Worked	Caucasian Hours	Total Minority Hours	Total Women Hours	Workforce Score (Total Hours Worked)	Caucasian %	Minority %	Ethnicity Score (Total Participation)
\$9,701,499.00	\$975,153.78	\$-	0.00%	F	0	0.00	0.00	0.00	0.00	N/A	0.00%	0.00%	N/A

T-519A BRACY CONSTRUCTION, INC. / Southern Operations and Maintenance Facilities Improvements - Trenton Morrisville, Langhorne, and New Hope													
Payments Summary				Workforce Hours Summary 19.21%						Ethnicity Participation Summary			
Total Contracts Value	Total Prime P / T / D	Total IBE P / T / D	Total IBE %	Payments Score (Total IBE Payments)	Total Number of Workers	Total Hours Worked	Caucasian Hours	Total Minority Hours	Total Women Hours	Workforce Score (Total Hours Worked)	Caucasian %	Minority %	Ethnicity Score (Total Participation)
\$59,300,150.96	\$55,004,864.93	\$8,541,725.04	15.53%	C	586	112,812.08	91,674.83	21,137.25	529.84	B	81.26%	18.74%	A

T-746B ROAD-CON, INC. / Trenton Morrisville TB Roadway Repaving and Deck Sealing Improvements													
Payments Summary				Workforce Hours Summary 23.18%						Ethnicity Participation Summary			
Total Contracts Value	Total Prime P / T / D	Total IBE P / T / D	Total IBE %	Payments Score (Total IBE Payments)	Total Number of Workers	Total Hours Worked	Caucasian Hours	Total Minority Hours	Total Women Hours	Workforce Score (Total Hours Worked)	Caucasian %	Minority %	Ethnicity Score (Total Participation)
\$5,980,564.55	\$5,603,676.34	\$653,759.99	11.67%	D+	107	11,213.25	8,617.50	2,595.75	3.00	B+	76.85%	23.15%	A



**Delaware River Joint Toll Bridge Commission**

Meeting of July 28, 2025

**Active Construction Projects - Summary's & Scores (IBE Payments, Workforce Hours & Ethnicity Participation)**

Date: From 07/01/2014 To 06/30/2025

IBE Payments Legend	
Score Rankings	IBE Commitment Participation
A+	45% & above
A	35% to 44.9%
B+	30% to 34.9%
B	25% to 29.9%
C+	20% to 24.9%
C	15% to 19.9%
D+	10% to 14.9%
D	5% to 9.9%
F	4.9% & below

**Total of all Primes Contract Values \$210,090,109.56**

**Total Payments to all Primes \$151,738,864.73**

**Total Payments to all IBEs \$57,559,248.60**

**IBE Target 25.00%**

**IBE Actual 37.93%**

Workforce Utilization Legend		
Score Rankings	Workforce Commitment Participation	Ethnicity & Gender Participation
A+	30% & above	25% & above
A	25% to 29.9%	15% to 24.9%
B+	20% to 24.9%	over 15%
B	15% to 19.9%	10% to 14.9%
C+	10% to 14.9%	over 10%
C	10% to 14.9%	7.5% to 9.9%
D+	5% to 9.9%	over 7.5%
D	5% to 9.9%	5% to 7.4%
F	4.9% & below	4.9% & below

T-754A PKF-MARK III, INC / New Hope - Lambertville Toll Bridge All Electronic Tolling (AET) Conversion & PA Abutment Backwall Replacement													
Payments Summary					Workforce Hours Summary 0.00%					Ethnicity Participation Summary			
Total Contracts Value	Total Prime P / T / D	Total IBE P / T / D	Total IBE %	Payments Score (Total IBE Payments)	Total Number of Workers	Total Hours Worked	Caucasian Hours	Total Minority Hours	Total Women Hours	Workforce Score (Total Hours Worked)	Caucasian %	Minority %	Ethnicity Score (Total Participation)
\$11,863,715.00	\$-	\$-	0.00%	N/A	0	0.00	0.00	0.00	0.00	N/A	0.00%	0.00%	N/A

T-766A CRISDEL GROUP, INC. / I-78 NJ Roadway Rehabilitation and Power & Communication Infrastructure Improvements													
Payments Summary					Workforce Hours Summary 36.21%					Ethnicity Participation Summary			
Total Contracts Value	Total Prime P / T / D	Total IBE P / T / D	Total IBE %	Payments Score (Total IBE Payments)	Total Number of Workers	Total Hours Worked	Caucasian Hours	Total Minority Hours	Total Women Hours	Workforce Score (Total Hours Worked)	Caucasian %	Minority %	Ethnicity Score (Total Participation)
\$23,530,677.00	\$21,574,154.29	\$5,789,361.38	26.83%	B	202	29,835.50	19,139.00	10,696.50	107.00	A+	64.15%	35.85%	A+

TS-590A J.D. ECKMAN, INC. / Northampton St. TSB Rehabilitation													
Payments Summary					Workforce Hours Summary 22.68%					Ethnicity Participation Summary			
Total Contracts Value	Total Prime P / T / D	Total IBE P / T / D	Total IBE %	Payments Score (Total IBE Payments)	Total Number of Workers	Total Hours Worked	Caucasian Hours	Total Minority Hours	Total Women Hours	Workforce Score (Total Hours Worked)	Caucasian %	Minority %	Ethnicity Score (Total Participation)
\$15,487,427.50	\$14,796,804.04	\$3,917,310.23	26.47%	B	111	35,867.50	27,733.25	8,134.25	0.00	B+	77.32%	22.68%	A

TS-642A ANSELM I & DeCICCO (IBE) / Uhlerstown - Frenchtown Toll-Supported Bridge Rehabilitation													
Payments Summary					Workforce Hours Summary 62.14%					Ethnicity Participation Summary			
Total Contracts Value	Total Prime P / T / D	Total IBE P / T / D	Total IBE %	Payments Score (Total IBE Payments)	Total Number of Workers	Total Hours Worked	Caucasian Hours	Total Minority Hours	Total Women Hours	Workforce Score (Total Hours Worked)	Caucasian %	Minority %	Ethnicity Score (Total Participation)
\$22,216,237.00	\$3,237,375.60	\$3,237,375.60	100.00%	A+	48	11,649.50	4,411.00	7,238.50	0.00	A+	37.86%	62.14%	A+

TS-694A/B/C/D/E ANSELM I & DeCICCO (IBE) / New Hope Lambertville TSB Rehabilitation													
Payments Summary					Workforce Hours Summary 41.87%					Ethnicity Participation Summary			
Total Contracts Value	Total Prime P / T / D	Total IBE P / T / D	Total IBE %	Payments Score (Total IBE Payments)	Total Number of Workers	Total Hours Worked	Caucasian Hours	Total Minority Hours	Total Women Hours	Workforce Score (Total Hours Worked)	Caucasian %	Minority %	Ethnicity Score (Total Participation)
\$25,072,471.06	\$24,151,362.93	\$24,151,362.93	100.00%	A+	138	56,199.75	32,675.25	23,524.50	8.00	A+	58.14%	41.86%	A+

TTS-734A MOUNT CONSTRUCTION CO., INC. (IBE) / JOC - Bridge, Highway & Civil Work - North Region													
Payments Summary					Workforce Hours Summary 26.07%					Ethnicity Participation Summary			
Total Contracts Value	Total Prime P / T / D	Total IBE P / T / D	Total IBE %	Payments Score (Total IBE Payments)	Total Number of Workers	Total Hours Worked	Caucasian Hours	Total Minority Hours	Total Women Hours	Workforce Score (Total Hours Worked)	Caucasian %	Minority %	Ethnicity Score (Total Participation)
\$7,000,000.00	\$6,962,308.81	\$6,962,308.81	100.00%	A+	148	22,646.75	18,609.25	4,037.50	1,866.50	A	82.17%	17.83%	A

TTS-735A MOUNT CONSTRUCTION CO., INC. (IBE) / JOC - Bridge, Highway & Civil Work - South Region													
Payments Summary					Workforce Hours Summary 20.75%					Ethnicity Participation Summary			
Total Contracts Value	Total Prime P / T / D	Total IBE P / T / D	Total IBE %	Payments Score (Total IBE Payments)	Total Number of Workers	Total Hours Worked	Caucasian Hours	Total Minority Hours	Total Women Hours	Workforce Score (Total Hours Worked)	Caucasian %	Minority %	Ethnicity Score (Total Participation)
\$2,500,000.00	\$1,687,048.89	\$1,687,048.89	100.00%	A+	97	8,008.50	6,369.50	1,639.00	23.00	B+	79.53%	20.47%	A



**Delaware River Joint Toll Bridge Commission**

Meeting of July 28, 2025

**Active Construction Projects - Summary's & Scores (IBE Payments, Workforce Hours & Ethnicity Participation)**

Date: From 07/01/2014 To 06/30/2025

IBE Payments Legend	
Score Rankings	IBE Commitment Participation
A+	45% & above
A	35% to 44.9%
B+	30% to 34.9%
B	25% to 29.9%
C+	20% to 24.9%
C	15% to 19.9%
D+	10% to 14.9%
D	5% to 9.9%
F	4.9% & below

Total of all Primes Contract Values    \$210,090,109.56

Total Payments to all Primes    \$151,738,864.73

Total Payments to all IBEs    \$57,559,248.60

IBE Target    25.00%

IBE Actual    37.93%

Workforce Utilization Legend		
Score Rankings	Workforce Commitment Participation	Ethnicity & Gender Participation
A+	30% & above	25% & above
A	25% to 29.9%	15% to 24.9%
B+	20% to 24.9%	over 15%
B	15% to 19.9%	10% to 14.9%
C+	10% to 14.9%	over 10%
C	10% to 14.9%	7.5% to 9.9%
D+	5% to 9.9%	over 7.5%
D	5% to 9.9%	5% to 7.4%
F	4.9% & below	4.9% & below

TTS-783A J. FLETCHER CREAMER & SON, INC. / On-Call Beam Guide Rail and Attenuator Replacement													
Payments Summary					Workforce Hours Summary 38.34%					Ethnicity Participation Summary			
Total Contracts Value	Total Prime P / T / D	Total IBE P / T / D	Total IBE %	Payments Score (Total IBE Payments)	Total Number of Workers	Total Hours Worked	Caucasian Hours	Total Minority Hours	Total Women Hours	Workforce Score (Total Hours Worked)	Caucasian %	Minority %	Ethnicity Score (Total Participation)
\$2,087,801.00	\$41,425.00	\$-	0.00%	F	40	802.00	494.50	307.50	0.00	A+	61.66%	38.34%	A+

TTS-784A MOUNT CONSTRUCTION CO., INC. / JOC - Bridge, Highway, and Civil Work - North Region													
Payments Summary					Workforce Hours Summary 21.92%					Ethnicity Participation Summary			
Total Contracts Value	Total Prime P / T / D	Total IBE P / T / D	Total IBE %	Payments Score (Total IBE Payments)	Total Number of Workers	Total Hours Worked	Caucasian Hours	Total Minority Hours	Total Women Hours	Workforce Score (Total Hours Worked)	Caucasian %	Minority %	Ethnicity Score (Total Participation)
\$3,000,000.00	\$735,204.43	\$-	0.00%	F	25	2,833.50	2,212.50	621.00	0.00	B+	78.08%	21.92%	A

TTS-785A MOUNT CONSTRUCTION CO., INC. / JOC - Bridge, Highway, and Civil Work - South Region													
Payments Summary					Workforce Hours Summary 12.46%					Ethnicity Participation Summary			
Total Contracts Value	Total Prime P / T / D	Total IBE P / T / D	Total IBE %	Payments Score (Total IBE Payments)	Total Number of Workers	Total Hours Worked	Caucasian Hours	Total Minority Hours	Total Women Hours	Workforce Score (Total Hours Worked)	Caucasian %	Minority %	Ethnicity Score (Total Participation)
\$3,000,000.00	\$180,719.58	\$-	0.00%	F	15	353.00	309.00	44.00	0.00	C	87.54%	12.46%	B

TTS-786A MOUNT CONSTRUCTION CO., INC. / JOC - Building and Facility Work - North Region													
Payments Summary					Workforce Hours Summary 0.00%					Ethnicity Participation Summary			
Total Contracts Value	Total Prime P / T / D	Total IBE P / T / D	Total IBE %	Payments Score (Total IBE Payments)	Total Number of Workers	Total Hours Worked	Caucasian Hours	Total Minority Hours	Total Women Hours	Workforce Score (Total Hours Worked)	Caucasian %	Minority %	Ethnicity Score (Total Participation)
\$3,000,000.00	\$140,294.57	\$-	0.00%	F	5	257.00	257.00	0.00	0.00	F	100.00%	0.00%	F

TTS-787A A.P. CONSTRUCTION, INC. / JOC - Building and Facility Work - South Region													
Payments Summary					Workforce Hours Summary 0.00%					Ethnicity Participation Summary			
Total Contracts Value	Total Prime P / T / D	Total IBE P / T / D	Total IBE %	Payments Score (Total IBE Payments)	Total Number of Workers	Total Hours Worked	Caucasian Hours	Total Minority Hours	Total Women Hours	Workforce Score (Total Hours Worked)	Caucasian %	Minority %	Ethnicity Score (Total Participation)
\$3,000,000.00	\$2,326,186.16	\$-	0.00%	F	19	2,778.50	2,778.50	0.00	0.00	F	100.00%	0.00%	F

**Delaware River Joint Toll Bridge Commission**

Meeting of July 28, 2025

**Active Professional Services Projects Payments Detail Report**

**Date: From 07/01/2014 To 06/30/2025**

IBE Payments Legend	
Score Rankings	IBE Commitment Participation
A+	45% & above
A	35% to 44.9%
B+	30% to 34.9%
B	25% to 29.9%
C+	20% to 24.9%
C	15% to 19.9%
D+	10% to 14.9%
D	5% to 9.9%
F	4.9% & below

Summary	Contract Value	Prime P / T / D	IBE P / T / D	IBE Actual	Score
Professional and Construction Projects Totals	\$298,662,902.40	\$218,277,386.23	\$76,976,103.49	35.27%	A
Professional Services Projects Totals	\$88,572,792.84	\$66,538,521.50	\$19,416,854.89	29.18%	B

Prime Consultants	IBE Firm	Project Title	Contract Value	Prime P / T / D	IBE P / T / D	IBE Actual	Score
Gannett Fleming Inc. - Camp Hill, PA		C-519A GANNETT FLEMING ARCHITECTS, INC. / Southern Operations & Maintenance Facilities Improvements - Consulting Engineer Agreement	\$4,848,884.54	\$4,768,643.56	\$1,158,885.33	24.30%	C+
Greenman-Pedersen, Inc.		C-590A GREENMAN-PEDERSEN, INC. / Northampton St. TSB Rehabilitation - Preliminary, Final and Post Design - Consulting Engineer Agreement	\$1,504,783.15	\$1,447,098.57	\$540,453.22	37.35%	A
WSP USA, Inc. - PHILADELPHIA, PA		C-642A WSP USA, INC. / Uhlertown Frenchtown TSB Rehabilitation - Preliminary, Final and Post Design - Consulting Engineer Agreement	\$1,771,189.56	\$1,566,960.36	\$489,324.45	31.23%	B+
Michael Baker International, Inc.		C-660A MICHAEL BAKER, JR., INC. / SFB Replacement Project Final Design Services - Consulting Engineer Agreement	\$33,626,658.74	\$33,539,647.35	\$6,808,784.95	20.30%	C+
Greenman-Pedersen, Inc.		C-694A GREENMAN-PEDERSEN, INC. / New Hope Lambertville TSB Rehabilitation - Preliminary, Final and Post Design - Consulting Engineer Agreement	\$2,280,484.05	\$1,916,441.31	\$651,594.94	34.00%	B+
French & Parrello Associates		C-696B FRENCH & PARRELLO ASSOCIATES, P.A. / TOA - Facilities - NJ - Consulting Engineer Agreement	\$500,000.00	\$139,135.60	\$40,744.52	29.28%	B
HDR Engineering, Inc. - Pittsburgh, PA		C-697A HDR ENGINEERING, INC. / Preliminary Engineering and Environmental Documentation for the Washington Crossing Bridge Replacement - Consulting Engineer Agreement	\$8,061,761.62	\$1,113,287.48	\$192,670.41	17.31%	C
Greenman-Pedersen, Inc.		C-704A GREENMAN-PEDERSEN, INC. / TOA - New Hope-Lambertville Toll Bridge Salt Storage Building - CM/CI Services	\$610,849.20	\$610,145.27	\$26,570.72	4.35%	F
Johnson, Mirmiran and Thompson, Inc.		C-716A JOHNSON, MIRMIRAN & THOMPSON / TOA - Facilities - Consulting Engineer Agreement	\$500,000.00	\$318,843.62	\$48,594.97	15.24%	C
The Gordian Group, Inc.		C-727A THE GORDIAN GROUP, INC. / JOC - Program Manager Consultant - Consulting Engineer Agreement	\$1,450,000.00	\$1,541,270.96	\$729,008.62	47.30%	A+
Rummel, Klepper and Kahl, LLP		C-728A RUMMEL, KLEPPER & KAHL / TOA - Electric Toll Collection / Tolling - PA - Consulting Engineer Agreement	\$500,000.00	\$499,798.28	\$114,472.44	22.90%	C+
French & Parrello Associates (IBE Prime)	VBE	C-729A FRENCH & PARRELLO ASSOCIATES, P.A. / TOA - Facilities - NJ - Consulting Engineer Agreement	\$500,000.00	\$99,472.30	\$99,472.30	100.00%	A+
Arora and Associates, P.C. (IBE Prime)	MBE	C-732A ARORA AND ASSOCIATES, PC. (IBE) / TOA - Structural / Civil - NJ - Consulting Engineer Agreement	\$1,000,000.00	\$788,087.07	\$788,087.07	100.00%	A+
WSP/PARSONS BRINCKERHOFF, INC.		C-750A WSP USA, INC. / TOA - Structural / Civil - Consulting Engineer Agreement	\$1,000,000.00	\$756,100.55	\$125,019.51	16.53%	C
Traffic Planning and Design, Inc.		C-751A TRAFFIC PLANNING AND DESIGN, INC. / TOA - Construction Inspection - Consulting Engineer Agreement	\$500,000.00	\$370,802.53	\$30,950.72	8.35%	D
Rummel, Klepper and Kahl, LLP		C-754A RUMMEL, KLEPPER & KAHL, LLP / New Hope Lambertville TB All Electronic Tolling (AET) Conversion Design - Consulting Engineer Agreement	\$1,567,218.48	\$1,323,311.39	\$225,937.74	17.07%	C
Pickering, Corts & Summerson, Inc. (IBE Prime)	SBE	C-757A-1 PICKERING, CORTS & SUMMERSON / Professional Engineering Services for 2023-2024 Annual Inspections - Consulting Engineer Agreement	\$748,898.24	\$650,654.06	\$650,654.06	100.00%	A+
Naik Consulting Group, P.C. (IBE Prime)	DBE	C-759A NAIK CONSULTING GROUP, PC (IBE) / TOA - Structural / Civil - Consulting Engineer Agreement	\$1,000,000.00	\$729,182.52	\$729,182.52	100.00%	A+
Remington & Vernick		C-760A REMINGTON & VERNICK ENGINEERS, INC. / TOA - Construction Management Services - Consulting Engineer Agreement	\$500,000.00	\$303,912.55	\$60,290.60	19.84%	C
Pennoni Associates Inc		C-761A PENNONI ASSOCIATES, INC. / Traffic Engineering Consultant 2021-2022 Annual Reports - Consulting Engineer Agreement	\$303,088.00	\$100,896.55	\$-	0.00%	F
Arora and Associates, P.C. (IBE Prime)	MBE	C-766A ARORA & ASSOCIATES, PC / I-78 NJ Roadway Rehabilitation and Power & Communication Infrastructure - Final and Post Design - Consulting Engineer Agreement	\$2,900,943.54	\$2,640,168.17	\$2,640,168.17	100.00%	A+
Traffic Planning and Design, Inc.		C-769A TRAFFIC PLANNING & DESIGN, INC. / TOA - Structural / Civil - Consulting Engineer Agreement	\$1,000,000.00	\$737,908.38	\$176,429.07	23.91%	C+
Rummel, Klepper and Kahl, LLP		C-770A RUMMEL, KLEPPER & KAHL, LLP / TOA - Electronic Toll Collection / Tolling - Consulting Engineer Agreement	\$1,250,000.00	\$486,830.84	\$2,955.71	0.61%	F

\*Met or Exceeded the Target

\*Did Not Meet the Target

\*P/T/D = Paid To Date



**Delaware River Joint Toll Bridge Commission**

Meeting of July 28, 2025

**Active Professional Services Projects Payments Detail Report**

Date: From 07/01/2014 To 06/30/2025

IBE Payments Legend	
Score Rankings	IBE Commitment Participation
A+	45% & above
A	35% to 44.9%
B+	30% to 34.9%
B	25% to 29.9%
C+	20% to 24.9%
C	15% to 19.9%
D+	10% to 14.9%
D	5% to 9.9%
F	4.9% & below

Prime Consultants	IBE Firm	Project Title	Contract Value	Prime P / T / D	IBE P / T / D	IBE Actual	Score
French & Parrello Associates		C-771A FRENCH & PARRELLO ASSOCIATES, P.A. / TOA - Facilities - Consulting Engineer Agreement	\$1,185,000.00	\$741,680.08	\$158,793.65	21.41%	C+
KS Engineers, P.C. (IBE Prime)	MBE	C-772A KS ENGINEERS, PC / TOA - Construction Inspection - Consulting Engineer Agreement	\$500,000.00	\$380,103.67	\$380,103.67	100.00%	A+
IH Engineers, P.C. (IBE Prime)	SBE	C-782A IH ENGINEERS, PC (IBE) / Underwater Substructure Improvement Design - All Regions - Professional Engineering Services Agreement	\$1,866,074.12	\$770,319.00	\$770,319.00	100.00%	A+
Traffic Planning and Design, Inc.		C-788A TRAFFIC PLANNING & DESIGN, INC. / TOA - Structural / Civil - Consulting Engineer Agreement	\$976,551.83	\$331,605.36	\$18,607.36	5.61%	D
Pennoni Associates Inc		C-789A PENNONI ASSOCIATES, INC. / TOA - Consulting Engineer Agreement	\$500,000.00	\$3,644.28	\$-	0.00%	F
Traffic Planning and Design, Inc. (IBE Prime)	SBE	C-802A TRAFFIC PLANNING AND DESIGN, INC. / TOA - PROFESSIONAL ENGINEERING SERVICES - STRUCTURAL / CIVIL	\$1,000,000.00	\$-	\$-	0.00%	N/A
French & Parrello Associates (IBE Prime)	VBE	C-803A FRENCH & PARRELLO ASSOCIATES, PA / TOA - Consulting Engineer Agreement	\$1,000,000.00	\$-	\$-	0.00%	N/A
STV, INC		C-804A STV, INC. / TOA - Professional Engineering Services - Construction Inspection Services	\$500,000.00	\$-	\$-	0.00%	N/A
Joseph Jingoli & Son, Inc.		CM-519A JOSEPH JINGOLI & SON, INC. / Southern Operations & Maintenance Facilities Improvements - Consulting Engineer Agreement	\$3,611,070.08	\$3,173,837.28	\$862,042.33	27.16%	B
Johnson, Mirmiran and Thompson, Inc.		CM-590A JOHNSON, MIRMIRAN AND THOMPSON, INC. / Northampton St. TSB Rehabilitation - CM / CI Services - Consulting Engineer Agreement	\$1,554,968.16	\$1,279,571.54	\$325,198.53	25.41%	B
Urban Engineers, Inc.		CM-642A URBAN ENGINEERS, INC. / UHLERSTOWN - FRENCHTOWN TSB REHABILITATION / CONSTRUCTION MANAGEMENT & INSPECTION SERVICES	\$1,587,138.62	\$57,089.21	\$-	0.00%	F
Urban Engineers, Inc.		CM-694A URBAN ENGINEERS, INC. / New Hope Lambertville TSB Rehabilitation - CM / CI Services - Consulting Engineer Agreement	\$1,485,819.91	\$1,348,786.17	\$340,034.30	25.21%	B
STV, INC		CM-754A STV, INC. / New Hope - Lambertville Toll Bridge - All Electronic Tolling Conversion & PA Abutment Backwall Replacement - CM & CI Services	\$2,476,202.84	\$-	\$-	0.00%	N/A
Greenman-Pedersen, Inc.		CM-766A GREENMAN-PEDERSEN, INC. / I-78 NJ Roadway Rehabilitation and Power & Communication Infrastructure Improvements - CM / CI Services - Consulting Engineer Agreement	\$2,405,208.16	\$2,003,285.64	\$231,504.01	11.56%	D+

\*Met or Exceeded the Target

\*Did Not Meet the Target

\*P/T/D = Paid To Date



**Delaware River Joint Toll Bridge Commission**

Meeting of July 28, 2025

**Completed Construction Projects - Summary's & Scores (IBE Payments, Workforce Hours & Ethnicity Participation)**

Date: From 07/01/2014 To 06/30/2025

IBE Payments Legend	
Score Rankings	IBE Commitment Participation
A+	45% & above
A	35% to 44.9%
B+	30% to 34.9%
B	25% to 29.9%
C+	20% to 24.9%
C	15% to 19.9%
D+	10% to 14.9%
D	5% to 9.9%
F	4.9% & below

Total of all Primes Contract Values \$534,794,670.62

Total Payments to all Primes \$528,086,097.36

Total Payments to all IBEs \$105,877,126.60

IBE Target 25.00%

IBE Actual 20.05%

Workforce Utilization Legend		
Score Rankings	Workforce Commitment Participation	Ethnicity & Gender Participation
A+	30% & above	25% & above
A	25% to 29.9%	15% to 24.9%
B+	20% to 24.9%	over 15%
B	15% to 19.9%	10% to 14.9%
C+	10% to 14.9%	over 10%
C	10% to 14.9%	7.5% to 9.9%
D+	5% to 9.9%	over 7.5%
D	5% to 9.9%	5% to 7.4%
F	4.9% & below	4.9% & below

COMPLETED CONSTRUCTION PROJECTS													
Payments Summary					Workforce Hours Summary 19.65%					Ethnicity Participation Summary			
Total Contracts Value	Total Prime P / T / D	Total IBE P / T / D	Total IBE %	Payments Score (Total IBE Payments)	Total Number of Workers	Total Hours Worked	Caucasian Hours	Total Minority Hours	Total Women Hours	Workforce Score (Total Hours Worked)	Caucasian %	Minority %	Ethnicity Score (Total Participation)
\$534,794,670.62	\$528,086,097.36	\$105,877,126.60	20.05%	C+	4368	1,727,135.45	1,433,818.06	293,317.39	46,107.00	B	83.02%	16.98%	A

T-508A BRACY - I-78 Maintenance Garage Expansion at I-78 PA Welcome Center / Maintenance Facility													
Payments Summary					Workforce Hours Summary 7.39%					Ethnicity Participation Summary			
Total Contracts Value	Total Prime P / T / D	Total IBE P / T / D	Total IBE %	Payments Score (Total IBE Payments)	Total Number of Workers	Total Hours Worked	Caucasian Hours	Total Minority Hours	Total Women Hours	Workforce Score (Total Hours Worked)	Caucasian %	Minority %	Ethnicity Score (Total Participation)
\$10,049,000.00	\$9,845,176.91	\$1,589,381.54	16.14%	C	244	31,516.58	30,048.08	1,468.50	861.25	D	95.34%	4.66%	F

T-514A WEST SIDE - DIHI Toll Bridges Facilities Emergency Standby Generators Improvements													
Payments Summary					Workforce Hours Summary 0.00%					Ethnicity Participation Summary			
Total Contracts Value	Total Prime P / T / D	Total IBE P / T / D	Total IBE %	Payments Score (Total IBE Payments)	Total Number of Workers	Total Hours Worked	Caucasian Hours	Total Minority Hours	Total Women Hours	Workforce Score (Total Hours Worked)	Caucasian %	Minority %	Ethnicity Score (Total Participation)
\$680,480.00	\$644,686.00	\$197,339.99	30.61%	B+	0	0.00	0.00	0.00	0.00	N/A	0.00%	0.00%	N/A

T-566A INTERCOUNTY PAVING - PORTLAND COLUMBIA TOLL BRIDGE APPROACH ROADWAY IMPROVEMENTS													
Payments Summary					Workforce Hours Summary 0.00%					Ethnicity Participation Summary			
Total Contracts Value	Total Prime P / T / D	Total IBE P / T / D	Total IBE %	Payments Score (Total IBE Payments)	Total Number of Workers	Total Hours Worked	Caucasian Hours	Total Minority Hours	Total Women Hours	Workforce Score (Total Hours Worked)	Caucasian %	Minority %	Ethnicity Score (Total Participation)
\$6,317,000.00	\$6,193,334.28	\$1,877,906.86	30.32%	B+	0	0.00	0.00	0.00	0.00	N/A	0.00%	0.00%	N/A

T-611A MAGNUM (IBE) NH-L Toll Bridge Salt Storage Facility													
Payments Summary					Workforce Hours Summary 2.16%					Ethnicity Participation Summary			
Total Contracts Value	Total Prime P / T / D	Total IBE P / T / D	Total IBE %	Payments Score (Total IBE Payments)	Total Number of Workers	Total Hours Worked	Caucasian Hours	Total Minority Hours	Total Women Hours	Workforce Score (Total Hours Worked)	Caucasian %	Minority %	Ethnicity Score (Total Participation)
\$1,439,584.00	\$1,348,934.71	\$1,348,934.71	100.00%	A+	65	5,925.50	5,805.50	120.00	8.00	F	97.97%	2.03%	F

T-641A MERCER - Easton / Phillipsburg Ramp C Stabilization													
Payments Summary					Workforce Hours Summary 0.00%					Ethnicity Participation Summary			
Total Contracts Value	Total Prime P / T / D	Total IBE P / T / D	Total IBE %	Payments Score (Total IBE Payments)	Total Number of Workers	Total Hours Worked	Caucasian Hours	Total Minority Hours	Total Women Hours	Workforce Score (Total Hours Worked)	Caucasian %	Minority %	Ethnicity Score (Total Participation)
\$1,130,000.00	\$998,300.00	\$998,300.00	100.00%	A+	0	0.00	0.00	0.00	0.00	N/A	0.00%	0.00%	N/A

T-644A J.D. ECKMAN - Easton Phillipsburg TB Facility Administration Bldg.													
Payments Summary					Workforce Hours Summary 28.50%					Ethnicity Participation Summary			
Total Contracts Value	Total Prime P / T / D	Total IBE P / T / D	Total IBE %	Payments Score (Total IBE Payments)	Total Number of Workers	Total Hours Worked	Caucasian Hours	Total Minority Hours	Total Women Hours	Workforce Score (Total Hours Worked)	Caucasian %	Minority %	Ethnicity Score (Total Participation)
\$11,117,003.61	\$11,038,703.72	\$3,066,725.97	27.78%	B	320	47,800.75	35,278.00	12,522.75	1,098.75	A	73.80%	26.20%	A+



**Delaware River Joint Toll Bridge Commission**

Meeting of July 28, 2025

**Completed Construction Projects - Summary's & Scores (IBE Payments, Workforce Hours & Ethnicity Participation)**

Date: From 07/01/2014 To 06/30/2025

IBE Payments Legend	
Score Rankings	IBE Commitment Participation
A+	45% & above
A	35% to 44.9%
B+	30% to 34.9%
B	25% to 29.9%
C+	20% to 24.9%
C	15% to 19.9%
D+	10% to 14.9%
D	5% to 9.9%
F	4.9% & below

Total of all Primes Contract Values \$534,794,670.62

Total Payments to all Primes \$528,086,097.36

Total Payments to all IBEs \$105,877,126.60

IBE Target 25.00%

IBE Actual 20.05%

Workforce Utilization Legend		
Score Rankings	Workforce Commitment Participation	Ethnicity & Gender Participation
A+	30% & above	25% & above
A	25% to 29.9%	15% to 24.9%
B+	20% to 24.9%	over 15%
B	15% to 19.9%	10% to 14.9%
C+	10% to 14.9%	over 10%
C	10% to 14.9%	7.5% to 9.9%
D+	5% to 9.9%	over 7.5%
D	5% to 9.9%	5% to 7.4%
F	4.9% & below	4.9% & below

T-645A MJF Building & Facilities Energy Conservation														
Payments Summary					Workforce Hours Summary 23.54%						Ethnicity Participation Summary			
Total Contracts Value	Total Prime P / T / D	Total IBE P / T / D	Total IBE %	Payments Score (Total IBE Payments)	Total Number of Workers	Total Hours Worked	Caucasian Hours	Total Minority Hours	Total Women Hours	Workforce Score (Total Hours Worked)	Caucasian %	Minority %	Women %	Ethnicity Score (Total Participation)
\$5,376,806.87	\$5,376,806.87	\$5,376,806.87	100.00%	A+	46	9,735.28	7,509.23	2,226.05	65.75	B+	77.13%	22.87%	0.68%	A

T-645B SCHNEIDER ELECTRIC Building & Facilities Energy Conservation Measures - Mechanical/Controls														
Payments Summary					Workforce Hours Summary 0.00%					Ethnicity Participation Summary				
Total Contracts Value	Total Prime P / T / D	Total IBE P / T / D	Total IBE %	Payments Score (Total IBE Payments)  D+	Total Number of Workers	Total Hours Worked	Caucasian Hours	Total Minority Hours	Total Women Hours	Workforce Score (Total Hours Worked)  F	Caucasian %	Minority %	Women %	Ethnicity Score (Total Participation)  F
\$1,247,159.50	\$1,247,159.50	\$129,525.50	10.39%		7	1,625.50	1,625.50	0.00	0.00		100.00%	0.00%	0.00%	

T-661A TRC - SFB Replacement Project Subsurface Boring & Sampling														
Payments Summary				Payments Score (Total IBE Payments)  C	Workforce Hours Summary 0.00%					Workforce Score (Total Hours Worked)  N/A	Ethnicity Participation Summary			
Total Contracts Value	Total Prime P / T / D	Total IBE P / T / D	Total IBE %		Total Number of Workers	Total Hours Worked	Caucasian Hours	Total Minority Hours	Total Women Hours		Caucasian %	Minority %	Women %	Ethnicity Score (Total Participation)
\$1,559,275.00	\$1,438,941.98	\$234,466.30	16.29%		0	0.00	0.00	0.00	0.00		0.00%	0.00%	0.00%	N/A

T-666A PKF - SFB Replacement Project Construction for PA Noise Walls														
Payments Summary					Workforce Hours Summary 14.94%						Ethnicity Participation Summary			
Total Contracts Value	Total Prime P / T / D	Total IBE P / T / D	Total IBE %	Payments Score (Total IBE Payments)  B	Total Number of Workers	Total Hours Worked	Caucasian Hours	Total Minority Hours	Total Women Hours	Workforce Score (Total Hours Worked)  C	Caucasian %	Minority %	Women %	Ethnicity Score (Total Participation)  B
\$11,394,750.00	\$11,219,737.01	\$3,338,786.23	29.76%		42	5,738.00	5,122.00	616.00	241.50		89.26%	10.74%	4.21%	

T-667A AP CONSTRUCTION - SFB Replacement Project Tree Clearing														
Payments Summary				Payments Score (Total IBE Payments)	Workforce Hours Summary 0.00%					Workforce Score (Total Hours Worked)	Ethnicity Participation Summary			
Total Contracts Value	Total Prime P / T / D	Total IBE P / T / D	Total IBE %		Total Number of Workers	Total Hours Worked	Caucasian Hours	Total Minority Hours	Total Women Hours		Caucasian %	Minority %	Women %	Ethnicity Score (Total Participation)
\$1,814,999.39	\$1,721,688.26	\$454,825.01	26.42%		B	0	0.00	0.00	0.00		0.00	N/A	0.00%	0.00%

T-668A TRUMBULL 2 New Jersey - SFB Replacement Project														
Payments Summary				Payments Score (Total IBE Payments)	Workforce Hours Summary 21.57%						Ethnicity Participation Summary			
Total Contracts Value	Total Prime P / T / D	Total IBE P / T / D	Total IBE %		Total Number of Workers	Total Hours Worked	Caucasian Hours	Total Minority Hours	Total Women Hours	Workforce Score (Total Hours Worked)	Caucasian %	Minority %	Women %	Ethnicity Score (Total Participation)
\$-	\$-	\$-	0.00%		N/A	1729	666,190.74	539,434.44	126,756.30	16,967.50	B+	80.97%	19.03%	2.55%

T-668A TRUMBULL 1 Pennsylvania SFB Bridge Replacement Project														
Payments Summary					Workforce Hours Summary 18.76%						Ethnicity Participation Summary			
Total Contracts Value	Total Prime P / T / D	Total IBE P / T / D	Total IBE %	Payments Score (Total IBE Payments)  C	Total Number of Workers	Total Hours Worked	Caucasian Hours	Total Minority Hours	Total Women Hours	Workforce Score (Total Hours Worked)  B	Caucasian %	Minority %	Women %	Ethnicity Score (Total Participation)  A
\$436,216,954.02	\$437,608,416.90	\$76,711,826.97	17.53%		1953	841,284.08	709,643.76	131,640.32	26,191.25		84.35%	15.65%	3.11%	



**Delaware River Joint Toll Bridge Commission**

Meeting of July 28, 2025

**Completed Construction Projects - Summary's & Scores (IBE Payments, Workforce Hours & Ethnicity Participation)**

Date: From 07/01/2014 To 06/30/2025

IBE Payments Legend	
Score Rankings	IBE Commitment Participation
A+	45% & above
A	35% to 44.9%
B+	30% to 34.9%
B	25% to 29.9%
C+	20% to 24.9%
C	15% to 19.9%
D+	10% to 14.9%
D	5% to 9.9%
F	4.9% & below

**Total of all Primes Contract Values \$534,794,670.62**

**Total Payments to all Primes \$528,086,097.36**

**Total Payments to all IBEs \$105,877,126.60**

**IBE Target 25.00%**

**IBE Actual 20.05%**

Workforce Utilization Legend		
Score Rankings	Workforce Commitment Participation	Ethnicity & Gender Participation
A+	30% & above	25% & above
A	25% to 29.9%	15% to 24.9%
B+	20% to 24.9%	over 15%
B	15% to 19.9%	10% to 14.9%
C+	10% to 14.9%	over 10%
C	10% to 14.9%	7.5% to 9.9%
D+	5% to 9.9%	over 7.5%
D	5% to 9.9%	5% to 7.4%
F	4.9% & below	4.9% & below

T-705A SPARWICK - I-78 Toll Plaza Bumper Block Replacement													
Payments Summary				Workforce Hours Summary 0.00%						Ethnicity Participation Summary			
Total Contracts Value	Total Prime P / T / D	Total IBE P / T / D	Total IBE %	Payments Score (Total IBE Payments)	Total Number of Workers	Total Hours Worked	Caucasian Hours	Total Minority Hours	Total Women Hours	Workforce Score (Total Hours Worked)	Caucasian %	Minority %	Ethnicity Score (Total Participation)
\$160,006.00	\$160,006.00	\$160,006.00	100.00%	A+	0	0.00	0.00	0.00	0.00	N/A	0.00%	0.00%	N/A

T-707A Bracy Commission Administration Building at SFB & Adaptive Reuse of the 1799 Building													
Payments Summary				Workforce Hours Summary 12.32%						Ethnicity Participation Summary			
Total Contracts Value	Total Prime P / T / D	Total IBE P / T / D	Total IBE %	Payments Score (Total IBE Payments)	Total Number of Workers	Total Hours Worked	Caucasian Hours	Total Minority Hours	Total Women Hours	Workforce Score (Total Hours Worked)	Caucasian %	Minority %	Ethnicity Score (Total Participation)
\$21,468,985.71	\$21,468,985.71	\$4,382,167.83	20.41%	C+	435	80,061.86	70,408.20	9,653.66	209.00	C	87.94%	12.06%	B

T-708A Allied Painting New Hope-Lambertville Toll Bridge Floor System Rehabilitation -Facility Administration Building													
Payments Summary				Workforce Hours Summary 64.86%						Ethnicity Participation Summary			
Total Contracts Value	Total Prime P / T / D	Total IBE P / T / D	Total IBE %	Payments Score (Total IBE Payments)	Total Number of Workers	Total Hours Worked	Caucasian Hours	Total Minority Hours	Total Women Hours	Workforce Score (Total Hours Worked)	Caucasian %	Minority %	Ethnicity Score (Total Participation)
\$1,694,000.00	\$1,546,100.00	\$170,944.28	11.06%	D+	26	5,244.00	1,842.50	3,401.50	0.00	A+	35.14%	64.86%	A+

T-711AR BRACY - Easton Phillipsburg Toll Bridge Salt Storage Building													
Payments Summary				Workforce Hours Summary 15.61%						Ethnicity Participation Summary			
Total Contracts Value	Total Prime P / T / D	Total IBE P / T / D	Total IBE %	Payments Score (Total IBE Payments)	Total Number of Workers	Total Hours Worked	Caucasian Hours	Total Minority Hours	Total Women Hours	Workforce Score (Total Hours Worked)	Caucasian %	Minority %	Ethnicity Score (Total Participation)
\$1,711,600.00	\$1,666,931.06	\$18,727.94	1.12%	F	77	5,669.75	4,784.50	885.25	0.00	B	84.39%	15.61%	A

T-717A BRACY Milford-Montague Toll Bridge Salt Storage Building													
Payments Summary				Workforce Hours Summary 7.70%						Ethnicity Participation Summary			
Total Contracts Value	Total Prime P / T / D	Total IBE P / T / D	Total IBE %	Payments Score (Total IBE Payments)	Total Number of Workers	Total Hours Worked	Caucasian Hours	Total Minority Hours	Total Women Hours	Workforce Score (Total Hours Worked)	Caucasian %	Minority %	Ethnicity Score (Total Participation)
\$1,244,000.00	\$1,232,810.45	\$70,588.96	5.73%	D	43	3,227.00	2,978.50	248.50	0.00	D	92.30%	7.70%	C

T-719A ROAD-CON Delaware Water Gap Toll Bridge Facility Westbound Toll Plaza Roadway and NJ Approach Repairs.													
Payments Summary				Workforce Hours Summary 23.68%						Ethnicity Participation Summary			
Total Contracts Value	Total Prime P / T / D	Total IBE P / T / D	Total IBE %	Payments Score (Total IBE Payments)	Total Number of Workers	Total Hours Worked	Caucasian Hours	Total Minority Hours	Total Women Hours	Workforce Score (Total Hours Worked)	Caucasian %	Minority %	Ethnicity Score (Total Participation)
\$3,773,197.85	\$3,554,825.27	\$610,051.82	17.16%	C	123	9,822.57	7,915.77	1,906.80	419.50	B+	80.59%	19.41%	A

T-730A BRACY Southern Operations & Maintenance Facilities Improvements Trenton Morrisville Salt Operations													
Payments Summary				Workforce Hours Summary 6.85%						Ethnicity Participation Summary			
Total Contracts Value	Total Prime P / T / D	Total IBE P / T / D	Total IBE %	Payments Score (Total IBE Payments)	Total Number of Workers	Total Hours Worked	Caucasian Hours	Total Minority Hours	Total Women Hours	Workforce Score (Total Hours Worked)	Caucasian %	Minority %	Ethnicity Score (Total Participation)
\$3,275,000.00	\$3,234,621.97	\$450,025.89	13.91%	D+	57	5,831.08	5,471.58	359.50	40.00	D	93.83%	6.17%	D



**Delaware River Joint Toll Bridge Commission**

Meeting of July 28, 2025

**Completed Construction Projects - Summary's & Scores (IBE Payments, Workforce Hours & Ethnicity Participation)**

Date: From 07/01/2014 To 06/30/2025

IBE Payments Legend	
Score Rankings	IBE Commitment Participation
A+	45% & above
A	35% to 44.9%
B+	30% to 34.9%
B	25% to 29.9%
C+	20% to 24.9%
C	15% to 19.9%
D+	10% to 14.9%
D	5% to 9.9%
F	4.9% & below

Total of all Primes Contract Values \$534,794,670.62

Total Payments to all Primes \$528,086,097.36

Total Payments to all IBEs \$105,877,126.60

IBE Target 25.00%

IBE Actual 20.05%

Workforce Utilization Legend		
Score Rankings	Workforce Commitment Participation	Ethnicity & Gender Participation
A+	30% & above	25% & above
A	25% to 29.9%	15% to 24.9%
B+	20% to 24.9%	over 15%
B	15% to 19.9%	10% to 14.9%
C+	10% to 14.9%	over 10%
C	10% to 14.9%	7.5% to 9.9%
D+	5% to 9.9%	over 7.5%
D	5% to 9.9%	5% to 7.4%
F	4.9% & below	4.9% & below

T-746A ROAD-CON, INC. / Trenton Morrisville TB Roadway repaving and Deck Sealing Improvements														
Payments Summary					Workforce Hours Summary 25.00%					Ethnicity Participation Summary				
Total Contracts Value	Total Prime P / T / D	Total IBE P / T / D	Total IBE %	Payments Score (Total IBE Payments)	Total Number of Workers	Total Hours Worked	Caucasian Hours	Total Minority Hours	Total Women Hours	Workforce Score (Total Hours Worked)	Caucasian %	Minority %	Women %	Ethnicity Score (Total Participation)
\$1.00	\$-	\$-	0.00%	N/A	5	64.00	48.00	16.00	0.00	A	75.00%	25.00%	0.00%	A+

TS-639B MOUNT CONSTRUCTION - Lower Trenton TSB Approach Roadways Improvements														
Payments Summary					Workforce Hours Summary 0.00%					Ethnicity Participation Summary				
Total Contracts Value	Total Prime P / T / D	Total IBE P / T / D	Total IBE %	Payments Score (Total IBE Payments)	Total Number of Workers	Total Hours Worked	Caucasian Hours	Total Minority Hours	Total Women Hours	Workforce Score (Total Hours Worked)	Caucasian %	Minority %	Women %	Ethnicity Score (Total Participation)
\$2,731,688.30	\$2,090,794.00	\$2,090,794.00	100.00%	A+	0	0.00	0.00	0.00	0.00	N/A	0.00%	0.00%	0.00%	N/A

TS-650A ROAD-CON - RIVERTON BELVIDERE TSB														
Payments Summary					Workforce Hours Summary 0.00%					Ethnicity Participation Summary				
Total Contracts Value	Total Prime P / T / D	Total IBE P / T / D	Total IBE %	Payments Score (Total IBE Payments)	Total Number of Workers	Total Hours Worked	Caucasian Hours	Total Minority Hours	Total Women Hours	Workforce Score (Total Hours Worked)	Caucasian %	Minority %	Women %	Ethnicity Score (Total Participation)
\$708,707.00	\$652,738.50	\$28,347.48	4.34%	F	0	0.00	0.00	0.00	0.00	N/A	0.00%	0.00%	0.00%	N/A

TS-677A SPARWICK - SF TSB Interim Deck Repairs on I-95														
Payments Summary					Workforce Hours Summary 13.62%					Ethnicity Participation Summary				
Total Contracts Value	Total Prime P / T / D	Total IBE P / T / D	Total IBE %	Payments Score (Total IBE Payments)	Total Number of Workers	Total Hours Worked	Caucasian Hours	Total Minority Hours	Total Women Hours	Workforce Score (Total Hours Worked)	Caucasian %	Minority %	Women %	Ethnicity Score (Total Participation)
\$999,656.00	\$999,656.00	\$999,656.00	100.00%	A+	8	580.00	501.00	79.00	0.00	C	86.38%	13.62%	0.00%	B

TS-687A CARR & DUFF - Lower Trenton Toll Supported Bridge Replacement of Sign Lighting Elements														
Payments Summary					Workforce Hours Summary 1.50%					Ethnicity Participation Summary				
Total Contracts Value	Total Prime P / T / D	Total IBE P / T / D	Total IBE %	Payments Score (Total IBE Payments)	Total Number of Workers	Total Hours Worked	Caucasian Hours	Total Minority Hours	Total Women Hours	Workforce Score (Total Hours Worked)	Caucasian %	Minority %	Women %	Ethnicity Score (Total Participation)
\$647,000.00	\$647,000.00	\$163,632.58	25.29%	B	14	2,734.00	2,693.00	41.00	0.00	F	98.50%	1.50%	0.00%	F

TS-699A CARR & DUFF LOWER TRENTON TSB APPROACH TRAFFIC SIGNAL EQUIPMENT UPGRADES														
Payments Summary					Workforce Hours Summary 28.52%					Ethnicity Participation Summary				
Total Contracts Value	Total Prime P / T / D	Total IBE P / T / D	Total IBE %	Payments Score (Total IBE Payments)	Total Number of Workers	Total Hours Worked	Caucasian Hours	Total Minority Hours	Total Women Hours	Workforce Score (Total Hours Worked)	Caucasian %	Minority %	Women %	Ethnicity Score (Total Participation)
\$161,150.37	\$161,150.32	\$61,169.00	37.96%	A	11	433.00	309.50	123.50	0.00	A	71.48%	28.52%	0.00%	A+

TTS-723A J FLETCHER CREAMER On Call Beam Guide Rail & Attenuator Replacement														
Payments Summary					Workforce Hours Summary 38.70%					Ethnicity Participation Summary				
Total Contracts Value	Total Prime P / T / D	Total IBE P / T / D	Total IBE %	Payments Score (Total IBE Payments)	Total Number of Workers	Total Hours Worked	Caucasian Hours	Total Minority Hours	Total Women Hours	Workforce Score (Total Hours Worked)	Caucasian %	Minority %	Women %	Ethnicity Score (Total Participation)
\$1,376,666.00	\$756,232.60	\$113,829.53	15.05%	C	55	2,315.50	1,419.50	896.00	0.00	A+	61.30%	38.70%	0.00%	A+

**Delaware River Joint Toll Bridge Commission**

Meeting of July 28, 2025

**Completed Construction Projects - Summary's & Scores (IBE Payments, Workforce Hours & Ethnicity Participation)**

Date: From 07/01/2014 To 06/30/2025

IBE Payments Legend	
Score Rankings	IBE Commitment Participation
A+	45% & above
A	35% to 44.9%
B+	30% to 34.9%
B	25% to 29.9%
C+	20% to 24.9%
C	15% to 19.9%
D+	10% to 14.9%
D	5% to 9.9%
F	4.9% & below

Total of all Primes Contract Values \$534,794,670.62

Total Payments to all Primes \$528,086,097.36

Total Payments to all IBEs \$105,877,126.60

IBE Target 25.00%

IBE Actual 20.05%

Workforce Utilization Legend		
Score Rankings	Workforce Commitment Participation	Ethnicity & Gender Participation
A+	30% & above	25% & above
A	25% to 29.9%	15% to 24.9%
B+	20% to 24.9%	over 15%
B	15% to 19.9%	10% to 14.9%
C+	10% to 14.9%	over 10%
C	10% to 14.9%	7.5% to 9.9%
D+	5% to 9.9%	over 7.5%
D	5% to 9.9%	5% to 7.4%
F	4.9% & below	4.9% & below

TTS-736A RCC BUILDERS & DEVELOPERS - (IBE) JOC for Building and Facility Work North Region														
Payments Summary					Workforce Hours Summary 48.50%						Ethnicity Participation Summary			
Total Contracts Value	Total Prime P / T / D	Total IBE P / T / D	Total IBE %	Payments Score (Total IBE Payments)	Total Number of Workers	Total Hours Worked	Caucasian Hours	Total Minority Hours	Total Women Hours	Workforce Score (Total Hours Worked)	Caucasian %	Minority %	Women %	Ethnicity Score (Total Participation)
\$3,000,000.00	\$68,665.26	\$68,665.26	100.00%	A+	2	334.00	172.00	162.00	0.00	A+	51.50%	48.50%	0.00%	A+

TTS-737A RCC BUILDERS & DEVELOPERS - Job Order Contracting for Building & Facility Work SOUTH REGION														
Payments Summary				Payments Score (Total IBE Payments)	Workforce Hours Summary 19.88%					Ethnicity Participation Summary				
Total Contracts Value	Total Prime P / T / D	Total IBE P / T / D	Total IBE %		Total Number of Workers	Total Hours Worked	Caucasian Hours	Total Minority Hours	Total Women Hours	Workforce Score (Total Hours Worked)	Caucasian %	Minority %	Women %	Ethnicity Score (Total Participation)
\$3,500,000.00	\$1,163,694.08	\$1,163,694.08	100.00%		35	1,002.26	807.50	194.76	4.50		80.57%	19.43%	0.45%	



**Delaware River Joint Toll Bridge Commission**

Meeting of July 28, 2025

**Completed Professional Services Projects Payments Detail Report**

Date: From 07/01/2014 To 06/30/2025

IBE Payments Legend	
Score Rankings	IBE Commitment Participation
A+	45% & above
A	35% to 44.9%
B+	30% to 34.9%
B	25% to 29.9%
C+	20% to 24.9%
C	15% to 19.9%
D+	10% to 14.9%
D	5% to 9.9%
F	4.9% & below

Summary		Contract Value	Prime P / T / D	IBE P / T / D	IBE Actual	Score
Professional and Construction Projects Totals		\$597,517,529.42	\$583,765,241.75	\$122,638,593.09	21.01%	C+
Professional Services Projects Totals		\$62,722,858.80	\$55,679,144.39	\$16,761,466.49	30.10%	B+

Prime Consultants	IBE Firm	Project Title	Contract Value	Prime P / T / D	IBE P / T / D	IBE Actual	Score
Burns Engineering, Inc.		C-508A BURNS - I-78 Maintenance Garage Expansion	\$717,042.74	\$717,042.74	\$305,795.94	42.65%	A
Gannett Fleming Inc. - Camp Hill, PA		C-644A GANNETT - I-78 Bridges & Approach Slab Rehabilitation	\$651,157.49	\$600,565.63	\$42,925.47	7.15%	D
Ammann & Whitney		C-650A AMMANN - Riverton / Belvidere TSB Critical Member Strengthening - Design	\$517,538.84	\$451,072.33	\$36,347.80	8.06%	D
Joseph Jingoli & Son, Inc.		C-657A JINGOLI - TOA / Building Construction Management Services - PA Assignment Level 3 Toll Bridge Facilities Energy Contract	\$300,000.00	\$297,447.96	\$13,380.00	4.50%	F
McCormick Taylor, Inc.		C-662A MCCORMICK - SFB Replacement Public Involvement Services	\$1,800,016.87	\$1,566,323.71	\$382,985.84	24.45%	C+
Pennoni Associates Inc		C-663A PENNONI - SFB Replacement Project Traffic Engineering Services Pre-construction Traffic Study	\$248,468.49	\$237,424.67	\$118,547.24	49.93%	A+
Cherry, Weber & Associates, P.C.		C-684A-1/2 Van Cleef Engineering Associates, LLC - formally - CHERRY WEBER ENG.-General Engineering Services 2015-2018 Annual Inspections for contract C-684A-1	\$1,222,340.65	\$1,222,340.65	\$292,358.15	23.92%	C+
Johnson, Mirmiran and Thompson, Inc.		C-696A JMT - TOA / Engineering Services - PA Assignment	\$500,000.00	\$436,347.22	\$92,842.42	21.28%	C+
Rummel, Klepper and Kahl, LLP		C-701A RK&K - TOA / Engineering Services for Electronic Toll Collection Systems	\$500,000.00	\$461,812.98	\$91,464.15	19.81%	C
IH Engineers, P.C. (IBE Prime)	MBE	C-702B IH ENGS (IBE)- STRUCTURAL / CIVIL TASK ORDER AGREEMENT - NJ ASSIGNMENT	\$1,000,000.00	\$863,109.07	\$863,109.07	100.00%	A+
Urban Engineers, Inc.		C-703A URBAN - TOA / Construction Management Services for PA Assignment	\$500,000.00	\$445,990.62	\$89,676.75	20.11%	C+
USA Architects (IBE Prime)	SBE	C-707A USA - Commission Administration Building at Scudder Falls	\$1,376,451.71	\$1,376,354.11	\$1,376,354.11	100.00%	A+
Pennoni Associates Inc		C-715A PENNONI ASSOCIATES INC -Structural/Civil Task Order Agreement - PA Assignment	\$1,000,000.00	\$826,516.45	\$198,308.65	23.99%	C+
KS Engineers, P.C. (IBE Prime)	MBE	C-733A KS ENGINEERS, P.C. - CONSTRUCTION MANAGEMENT SERVICES TASK ORDER AGREEMENT FOR PROFESSIONAL ENGINEERING SERVICES	\$500,000.00	\$459,522.55	\$459,522.55	100.00%	A+
Pickering, Corts & Summerson, Inc. (IBE Prime)	SBE	C-757A - PICKERING, CORTS & SUMMERSON - SBE - PROFESSIONAL ENGINEERING SERVICES FOR THE GENENRAL ENGINEERING SERVICES 2021-2021 ANNUAL INSPECTION	\$1,280,000.00	\$531,101.62	\$531,101.62	100.00%	A+
Jacobs Engineering Group Inc.		CI-566A JACOBS - Portland / Columbia Toll Bridge Approach Roadways Improvements	\$532,349.00	\$476,991.53	\$144,473.11	30.29%	B+
Jacobs Engineering Group Inc.		CI-665A JACOBS - SFB Replacement Project Engineering Services for PA Noise Walls Construction	\$626,965.76	\$626,933.76	\$44,766.05	7.14%	D
TRC Engineers		CI-671A TRC - SFB Replacement Project Engineering Services for PA Approach Improvements	\$6,515,220.03	\$4,191,312.55	\$1,401,556.53	33.44%	B+
WSP/PARSONS BRINCKERHOFF, INC		CI-672A PARSONS (WSP) - SFB Replacement Project Engineering Services for Main River Bridge Replacement	\$7,776,718.32	\$5,398,968.46	\$1,398,298.09	25.90%	B
Gannett Fleming Inc. - Camp Hill, PA		CI-673A GANNETT - SFB Replacement Project Engineering Services for NJ Approach Construction	\$6,568,103.32	\$6,084,459.84	\$1,932,944.20	31.77%	B+
STV Inc. - Trenton, NJ		CM-508A STV - I-78 Maintenance Garage Expansion Engineering Services for Construction Management	\$586,402.81	\$582,335.21	\$44,851.79	7.70%	D
Greenman-Pedersen, Inc.		CM-644A GPI - I-78 Bridges and Approach Slabs Rehabilitation Construction Management / Inspection Services	\$1,545,442.08	\$1,429,603.53	\$266,934.72	18.67%	C
Greenman-Pedersen, Inc.		CM-664A GPI - SFB Replacement Project PA Noise Walls Construction Management Services	\$912,693.42	\$849,622.00	\$137,484.89	16.18%	C

\*Met or Exceeded the Target

\*Did Not Meet the Target

\*P/T/D = Paid To Date

**Delaware River Joint Toll Bridge Commission**

Meeting of July 28, 2025

**Completed Professional Services Projects Payments Detail Report**

Date: From 07/01/2014 To 06/30/2025

IBE Payments Legend	
Score Rankings	IBE Commitment Participation
A+	45% & above
A	35% to 44.9%
B+	30% to 34.9%
B	25% to 29.9%
C+	20% to 24.9%
C	15% to 19.9%
D+	10% to 14.9%
D	5% to 9.9%
F	4.9% & below

Prime Consultants	IBE Firm	Project Title	Contract Value	Prime P / T / D	IBE P / T / D	IBE Actual	Score
Hill International, Inc. - Philadelphia, PA		CM-669A HILL - SFB Replacement Project Construction Management Services	\$25,015,066.98	\$25,015,064.91	\$6,459,687.39	25.82%	B
Joseph Jingoli & Son, Inc.		CM-707A JINGOLI - Commission Administration Building at Scudder Falls - Construction Management Services	\$530,880.29	\$530,880.29	\$35,749.96	6.73%	D

\*Met or Exceeded the Target

\*Did Not Meet the Target

\*P/T/D = Paid To Date

**Delaware River Joint Toll Bridge Commission**  
**Meeting of July 28, 2025**

**MINORITY, WOMEN AND SMALL BUSINESS ENTERPRISE PROGRAM**

The Delaware River Joint Toll Bridge Commission implemented a one-year Minority Business Enterprise (MBE) pilot program, with a 7% participation goal, and the Women Business Enterprise (WBE) pilot program with a 3% goal. These goals applied to consultants and contractors' participating in the Commission's Capital Program and were effective on September 1, 2008.

At its December 2008 Commission Meeting, the Commission revised the pilot program to specify a 25% Small Business Enterprise (SBE) goal to New Jersey assigned consultant contracts in lieu of the previously specified 7% MBE and 3% WBE goals.

At its December 2010 Commission Meeting, due to the success of the Commission's MWSBE Pilot Program, the Delaware River Joint Toll Bridge Commission adopted a resolution for permanent status of the Minority Business Enterprise (MBE) program, with a 7% participation goal, and the Women Business Enterprise (WBE) program with a 3% goal, and the Small Business Enterprise (SBE) program with a 25% goal. These goals apply to consultants and contractors' participating in the Commission's Capital Program.

The Contract Compliance Department continues to monitor, update and analyze the payments for the MWSBE diversity program.

- |   |                   |
|---|-------------------|
| a) PA Assigned Professional Services Contracts:       | 7% MBE and 3% WBE |
| b) No State Assigned Professional Services Contracts: | 7% MBE and 3% WBE |
| c) Capital Plan Construction Contracts:               | 7% MBE and 3% WBE |
| d) NJ Assigned Professional Services Contracts:       | 25% SBE           |


Numerous diversified businesses have benefited and continue to benefit from the Commission's previous M/W/SBE Program. The number of Contracts awarded during the MWSBE Program are as follows:

- |                                   |     |
|-----------------------------------|-----|
| ➤ Active Projects:                | 1   |
| ➤ Completed Projects:             | 76  |
| ➤ Total Capital Program Projects: | 77  |
| ➤ Total Number of Contractors:    | 180 |


As of July 1, 2014 projects fall into the status now commonly referred to as **IBE (Identified Business Enterprise)** with a projected target to be or to exceed 25% of the total project award amount.



ACTIVE and COMPLETED (MWSBE) PROJECTS PAYMENTS



M/WBE Actual Summary Totals	MBE		WBE		SBE Actual Summary Totals		SBE	
	ACTUAL	PAYMENTS	ACTUAL	PAYMENTS			ACTUAL	PAYMENTS
\$2,836,555.02	4.23%	\$1,319,428.97	4.87%	\$1,517,126.05	\$0.00		0.00%	\$0.00
PROJECT NO.	CONTRACTOR / CONSULTANT	PROJECT VALUE	TOTAL PAYMENTS TO DATE	MBE GOAL 7%	WBE GOAL 3%	WBE PAYMENTS	SBE GOAL 25%	SBE PAYMENTS
C-502A	AECOM Transp.	\$ 30,397,000.00	\$ 31,158,584.03	4.23%	4.87%	\$ 1,517,126.05		\$ -



M/WBE Actual Summary Totals	MBE		WBE		SBE Actual Summary Totals		SBE	
	ACTUAL	PAYMENTS	ACTUAL	PAYMENTS			ACTUAL	PAYMENTS
\$141,820,320.30	8.39%	\$11,903,166.05	5.65%	\$8,008,051.95	\$18,938,470.71		18.50%	\$3,502,973.00

The details relative to the Completed Projects data above are available in the following page.

**Delaware River Joint Toll Bridge Commission**  
**Meeting of July 28, 2025**

**Minority, Women and Small Business Enterprise Payment Reporting**  
**Completed Contracts**

\*Categories highlighted below indicates the Prime has either met or exceeded the target.

PROJECT NO.	CONTRACTOR / CONSULTANT	CONTRACT VALUE	MBE GOAL 7.0 %	MBE PAYMENTS	WBE GOAL 3.0 %	WBE PAYMENTS	SBE GOAL 25.0 %	SBE PAYMENTS
DB-427B	A.P. Construction	\$ 4,356,866.00	10.00%	\$ 435,686.60	7.30%	\$ 318,051.22		
T/TS-573A	A.P. Construction	\$ 7,823,588.00	7.69%	\$ 601,633.92	4.92%	\$ 384,920.53		
T-440BR	A.P. Construction	\$ 4,608,295.33	11.70%	\$ 539,170.55	7.33%	\$ 337,788.05		
TTS-476A-2	A.P. Construction	\$ 3,511,153.06	7.20%	\$ 252,803.02	5.50%	\$ 193,113.42		
T-472A	Allied Painting	\$ 15,595,983.76	9.70%	\$ 1,512,810.42	15.00%	\$ 2,339,397.56		
C-443A	Ammann & Whitney	\$ 770,909.81	10.00%	\$ 77,090.98	14.00%	\$ 107,927.37		
C-445A	Ammann & Whitney	\$ 920,304.08	7.20%	\$ 66,261.89	3.20%	\$ 29,449.73		
C-629B	Michael Baker	\$ 500,000.00					2.79%	\$ 13,937.96
T-474A	Bracy Contracting	\$ 2,660,000.00	6.05%	\$ 160,930.00	2.87%	\$ 76,342.00		
C-474A	Brinjac	\$ 287,603.87	8.00%	\$ 23,008.31	9.00%	\$ 25,884.35		
C-627A	Buchart Horn	\$ 132,374.35						
C-598A	Burns Group	\$ 408,272.00					8.00%	\$ 32,661.76
C-454A	Carroll Engineers	\$ 500,000.00	18.10%	\$ 90,500.00	5.90%	\$ 29,500.00		
C-543A	Cherry Weber	\$ 612,233.00					28.30%	\$ 173,261.94
C-639A	Cherry Weber	\$ 401,455.40	18.10%	\$ 72,663.43	5.90%	\$ 23,685.87		
T-498A	Cornell & Co.	\$ 1,999,015.22	9.30%	\$ 185,908.42	6.30%	\$ 125,937.96		
T-554A	Dayspring Electric	\$ 232,117.66						
C-628A	Dewberry	\$ 474,625.86	9.69%	\$ 46,014.78	13.27%	\$ 62,999.77	9.12%	\$ 43,294.17
C-454B	French & Parello	\$ 500,000.00					17.00%	\$ 85,000.00
C-627B	French & Parello	\$ 276,851.59					5.70%	\$ 28,487.21
C-453A	Gannett Fleming	\$ 1,000,000.00	5.33%	\$ 53,300.00	0.87%	\$ 8,700.00		\$ -
C-598B	Gannett Fleming	\$ 367,353.90					8.95%	\$ 32,878.17
C-566A	Greenman Pedersen	\$ 350,675.02	9.54%	\$ 33,464.64	0.83%	\$ 2,924.37		\$ -
C-599B	Greenman Pedersen	\$ 1,000,000.00					4.00%	\$ 40,000.00
CM-437A	Greenman Pedersen	\$ 2,559,020.59					19.50%	\$ 499,009.02
CM-440B	Greenman Pedersen	\$ 753,336.71					17.64%	\$ 132,888.60
T-441A	H & G Contractors	\$ 1,586,698.00	6.60%	\$ 104,722.07	1.57%	\$ 24,911.16		
C-530A	Hill International	\$ 400,000.00	2.50%	\$ 10,000.00				
CM-427B	Hill International	\$ 629,749.00					13.60%	\$ 85,645.86
CM-447B	Hill International	\$ 973,401.52	4.10%	\$ 39,909.46	2.10%	\$ 20,441.43		
CM-442A	Hill International	\$ 319,826.73					25.14%	\$ 80,404.44
CM-573A	Hill International	\$ 1,038,384.48	6.20%	\$ 64,379.84	5.80%	\$ 60,226.30		
C-629A	Hill International	\$ 147,560.34					13.66%	\$ 40,993.70
T-506A	HRI	\$ 13,727,411.69	7.17%	\$ 984,255.42	2.91%	\$ 399,467.68		
TS-505A	IEW	\$ 661,352.00	55.00%	\$ 363,743.60	8.93%	\$ 59,058.73		
DB-563A	J. Fletcher Creamer	\$ 1,283,717.00	15.00%	\$ 192,557.55	4.00%	\$ 51,348.68		
TTS-634AR	J. Fletcher Creamer	\$ 896,808.00	8.35%	\$ 74,885.53	0.42%	\$ 3,755.75		
T-437A	J.D. Eckman	\$ 24,412,321.90	7.48%	\$ 1,826,041.68	3.04%	\$ 742,134.59		
C-549AR	Jacobs Engineering	\$ 445,549.98	8.02%	\$ 35,745.16	3.11%	\$ 13,866.11		
TS-442A	James A. Anderson	\$ 2,149,268.62	6.30%	\$ 135,403.92	1.30%	\$ 27,940.49		
TS-443A	James A. Anderson	\$ 2,461,975.00			6.10%	\$ 150,180.48		
T-543A	James D. Morrissey	\$ 6,683,640.40	4.80%	\$ 320,814.74	8.64%	\$ 577,466.53		
CM-444A	JMT	\$ 905,196.00	9.50%	\$ 85,993.62	2.80%	\$ 25,345.49		
CM-506A	JMT	\$ 1,459,000.00	7.65%	\$ 111,613.50	2.40%	\$ 35,016.00		
CM-543A	JMT	\$ 752,729.58					30.60%	\$ 230,335.25
C-506A	K.S. Engineers	\$ 1,156,622.33	63.38%	\$ 733,067.23	13.44%	\$ 155,450.04		
TTS-476A-1	Kyle Conti	\$ 4,128,641.00	0.09%	\$ 3,715.78	9.00%	\$ 371,577.69		
C-628B	Louis Berger Group	\$ 781,897.95					9.21%	\$ 92,111.29
DB-562A	M.L. Ruberton	\$ 344,492.68	8.30%	\$ 28,592.89	3.80%	\$ 13,090.72		
T-475A	Miniscalco	\$ 68,229.51	2.25%	\$ 1,535.16	1.20%	\$ 818.75		
TS-445A	Neshaminy Contractors	\$ 6,285,926.10	16.90%	\$ 1,062,321.51	2.70%	\$ 169,720.00		
TS-447B	Neshaminy Contractors	\$ 8,955,586.24	8.60%	\$ 770,180.42	2.58%	\$ 231,054.12		
C-437B	Parsons Brinkerhoff	\$ 2,254,674.00					22.54%	\$ 508,203.52
C-437A	Pennoni Associates	\$ 764,181.39					24.00%	\$ 183,403.53
C-455B	Remington & Vernick	\$ 400,000.00					2.49%	\$ 9,960.00
TS-444A	Road-Con	\$ 7,814,850.68	4.87%	\$ 380,583.23	0.31%	\$ 24,226.04		
T-639A	Road-Con	\$ 3,324,313.00			13.90%	\$ 462,079.51		
C-621A	Rummel, Klepper & Kahl	\$ 487,881.64	9.01%	\$ 43,941.24	3.16%	\$ 15,427.54		
T-624A	Sparwick	\$ 874,601.00	7.60%	\$ 66,469.68	0.75%	\$ 6,559.51		
C-440B	Stantec	\$ 728,011.79	4.75%	\$ 34,580.56	2.80%	\$ 20,384.33		
C-440A	Stantec	\$ 405,011.03	4.80%	\$ 19,440.53	6.60%	\$ 26,730.73		
C-600A	STV	\$ 800,000.00					12.60%	\$ 100,800.00
CM-472A	STV	\$ 1,728,385.40					23.80%	\$ 411,355.73
CM-474A	STV	\$ 291,172.17						
C-538A	STV	\$ 500,000.00	1.25%	\$ 6,250.00	31.20%	\$ 156,000.00		
CM-443A	STV	\$ 204,152.63	16.75%	\$ 34,195.57	11.00%	\$ 22,456.79		
CM-445A	STV	\$ 682,064.44					26.00%	\$ 177,336.75
CM-498A	STV	\$ 571,665.66	12.00%	\$ 68,599.88	2.40%	\$ 13,719.98		
C-453B	T & M Associates	\$ 1,000,000.00					18.90%	\$ 189,000.00
C-07-11	Transystems	\$ 747,493.55					21.05%	\$ 157,347.39
C-447B	Transystems	\$ 666,016.64	8.00%	\$ 53,281.33	2.00%	\$ 13,320.33		
CM-476A	Trumbull	\$ 699,250.00	13.60%	\$ 95,098.00	6.10%	\$ 42,654.25		
C-505A	Urban Engineers	\$ 154,598.70					36.50%	\$ 56,428.53
C-539A	URS Corporation	\$ 265,070.69						

**DELAWARE RIVER JOINT TOLL BRIDGE COMMISSION**

**Meeting of July 28, 2025**

**OPERATIONS INDEX  
FOR  
INFORMATION TECHNOLOGY**

<b>SUBJECT</b>	<b>DESCRIPTION</b>	<b>PAGE NUMBER</b>
Information Technology	Status Report Month of June 2025	1-2

# DELAWARE RIVER JOINT TOLL BRIDGE COMMISSION





Meeting of July 2025

---

## Information Technology Department Report Month of June 2025


The following activities under the general heading of Information Technology were recently initiated, accomplished, or performed:

### Helpdesk/Deployments:


-  Processed 34 work orders for the month of June.
-  Includes all software support, IT daily tasks, printer and desktop support, Intranet, news and job postings, telephone support, and form design/updates.
-  Includes configuration and deployment of desktops, laptops, and cell phones.
-  Includes MUNIS, ADP, Maximo, ESS CAD/RMS, and other Enterprise Software updates and maintenance, and EZ-Pass support.

### Projects:


#### ESS CAD/RMS Implementation:

-  Desktops are being configured as we prepare for the new Primary Control Center at Trenton-Morrisville.


#### Security, Upgrades, and Migration Initiative:

-  We continue to roll out Windows 11 and will continue through October.

#### Network Upgrades:

-  New network equipment is being configured and tested for deployment.

#### Maximo Upgrade:


-  We have started planning a new project to start an upgrade to the next version of Maximo; our Asset Management system.

# DELAWARE RIVER JOINT TOLL BRIDGE COMMISSION

## Meeting of July 2025

---

### Meetings Attended:

-  **Every Monday: IAG Tech Committee Call:** General IAG Tech Committee discussion and status. Nothing to report.

**DELAWARE RIVER JOINT TOLL BRIDGE  
COMMISSION  
Meeting of July 28, 2025**

**OPERATIONS**

**INDEX FOR**

**TRAINING AND EMPLOYEE SAFETY**

SUBJECT	DESCRIPTION	PAGE NUMBER
Training & Employee Safety	Status Reports Month of June 2025	1 of 2

DELAWARE RIVER JOINT TOLL BRIDGE COMMISSION

TRAINING AND EMPLOYEE SAFETY DEPARTMENT  
MONTH OF JUNE 2025

The activities delineated below represent meetings, communications, tasks, and/or accomplishments of the Training and Employee Safety Department for the Month of June 2025

06/02: Facilitated Day #1 of Onboarding training for Maintenance personnel @ I 78

06/03: Met with the ED/Dan Tuft Team to discuss upcoming Supervisors training

06/03: Facilitated Day #2 of Onboarding training for Maintenance personnel @ I 78

06/04: Facilitated Day #3 of Onboarding training for Maintenance personnel @ I 78

06/05: Facilitated Day #4 of Onboarding training for Maintenance personnel @ I 78

06/05: Coordinated TCC Refresher training for (8) maintenance employees

06/06: Conducted a workplace safety site tour of the MM facility

06/09: Facilitated Day #1 of PSBS Onboarding training @ NHL

06/09: Reported TES monthly activities on the departmental TEAMS call

06/10: Conducted the Corp/Sgt/RMS Promotional Prep courses @ EP

06/10: Facilitated Day #2 of PSBS Onboarding training @ NHL

06/11: Conducted AED/first aid checks of facilities in the SR

06/11: Facilitated Day #3 of PSBS Onboarding training @ NHL

06/11: Facilitated Dulevo Sweeper training @ EP/78 for (8) maintenance employees

06/12: Assisted with 'Harassment Prevention in the Workplace' training @ the DWG

06/12: Participated in the monthly staff meeting via Microsoft Teams

06/16: Proctored the Promotional Exams @ EP

06/18: Facilitated EMD Refresher training for CC Personnel @ NHL

06/18: Participated in the review of the Employee Safety Manual @ EP

06/20: Facilitated a Roadway Safety Practical Exercise @ MM

06/23: Proctored the RMS Promotional Exam @ NHL for T. Perry

06/24: Facilitated the Rutgers CAIT Webinar (WZSA) in each of the (3) regions

06/25: Facilitated Harness/Fall Protection training for (25) maintenance employees

06/26: Facilitated the WPSC mtg @ the NHL Facility

06/27: Facilitated the Underground Storage Tank PA Certification Class @ I 78

06/27: Assisted with a Roadway Safety Practical Exercise for PSBS @ NHL

06/30: Conducted AED/first aid checks @ facilities in the CR

06/30: Conducted a "Surviving an Active Threat" training @ EP for (12) employees @ EP

06/30: Met with Employee Safety Manual Review Committee @ EP



# **DELAWARE RIVER JOINT TOLL BRIDGE COMMISSION**

**Meeting of July 28, 2025**

## **COMMUNICATIONS**

The following Pages reflect the reports on those items assigned to the Communications Department. Each item is reported separately and page numbered accordingly.

**DELAWARE RIVER JOINT TOLL BRIDGE COMMISSION**  
**Meeting of July 28, 2025**

**OPERATIONS INDEX**  
**FOR**  
**COMMUNICATIONS**

<b>SUBJECT</b>	<b>DESCRIPTION</b>	<b>PAGE NUMBER</b>
Communications	Status Report Month of June 2025	1-3

# **DELAWARE RIVER JOINT TOLL BRIDGE COMMISSION**

**Meeting of July 28, 2025**

## **COMMUNICATIONS REPORT**

**June 2025**

- **COMMISSION AWARENESS EFFORTS:**

**2024 Annual Report** – Virtually all content for the annual report has been drafted, vetted, and/or collected. One notable outstanding item is the statements of net position from the 2024 audit. Also, waiting for a couple outstanding items from Bellevue Communications. The photograph and graphics gathering process is nearing completion.

**New Hope-Lambertville Bridge Rehabilitation Project Videos** – Two videos regarding 2024-25 rehabilitation project at the New Hope-Lambertville Toll-Supported Bridge were posted to the Commission's YouTube channel in June. One video is the slide show of project work shown at the bridge's April rededication ceremony. The other is a brief film of rededication excerpts and film footage put together through media consultant Bellevue Communications. Both videos have musical accompaniment. The videos were announced with a press release and DRJTBC Facebook page postings.

**Uhlerstown-Frenchtown Bridge Rehabilitation Project** – Issued a press release announcing that this project has passed the halfway point. This was the first proactive progress update since the start of travel restrictions for motorists and pedestrians earlier this year. This update was promoted on the Commission website homepage. A subsequent DRJTBC Facebook posting generated some appreciative comments. Unfortunately, some commenters fail to understand that the Commission is not having a referendum on the project's architectural lighting installation.

**New Hope-Lambertville Toll Bridge All-Electronic Tolling Conversion and Pennsylvania Backwall Replacement Project** – Drafted and issued a press release announcing the start of this project and accompanying travel restrictions. The New Jersey Department of Transportation also issued a press release, since the most consequential travel impacts will be in the southbound direction of Route 202 (drivers crossing the bridge from New Jersey to Pennsylvania). The outreach efforts generated both local and regional news coverage. A subsequent posting on the DRJTBC's Facebook page generated a smattering of likes and, more significantly, 18 shares.

### **Hot Topics - headlines:**

TransCore to support Commission's transition to all-electronic tolling; Uhlerstown-Frenchtown Bridge project work passes halfway point; construction to begin on cashless tolling system at New Hope-Lambertville Toll Bridge; does tearing down toll booths bridge driver joy?; New Hope-Lambertville Toll Bridge to see changes, traffic restrictions as toll plaza removal begins; Delaware River bridge worker hospitalized after being found unconscious in shelter; open-road toll project to start at New Hope-Lambertville Toll Bridge with single-lane travel beginning June 23; New Hope-Lambertville Toll Bridge to have lane closures for June 16-18 inspections; Riverside Symphonia presents Concert Under the Stars; Police urging caution along Solebury Twp. roadway.

**DELAWARE RIVER JOINT TOLL BRIDGE COMMISSION**  
**Meeting of July 28, 2025**

**WEBSITE:**

Posted various alerts regarding travel restriction at or in the vicinity of Commission bridges; seven total posts in June; reviewed and posted June Commission meeting notice; inserted Teams meeting link, teleconferencing info, and meeting agenda onto the Public Access-Commission Meetings webpage for the June 30 Commission meeting; posted various scroll travel warnings and pop-up messages; updated the Uhlerstown-Frenchtown Bridge project's two-week lookahead information on a weekly basis; corrected 2024 traffic counts based in response to annual report's traffic page edits from Chip Straccioli; and fixed order of Pennsylvania Commission members on the Commissioners webpage.

- **COMMUNITY AFFAIRS** (Please refer to Community Affairs report):  
Reviewed Community Affairs draft communications regarding antiques dealer property in Lambertville.

**INTERNAL/EXTERNAL COMMUNICATIONS**

- Recorded a total of 19,572 sessions (visits) to Commission's website – [www.drjtbc.org](http://www.drjtbc.org) – during June 2025. That's a slight decrease from the 20,768 recorded in May (one additional day) but a significant increase over the 15,733 tallied in June 2024. Most visited webpages during June were TOLL BY PLATE, Current Toll Rates, career opportunities, and truck permit applications.
- Drafted and issued four press releases/media advisories in June: Open-road toll collection project starting at New Hope-Lambertville Toll Bridge; posting of 2024-25 New Hope-Lambertville project videos on YouTube; Uhlerstown-Frenchtown project passing the halfway point; and sign structure project beginning at Washington Crossing Bridge.
- Gave brief historical presentation on Washington Crossing Bridge to the NEPA consultant team for the Washington Crossing Bridge Alternatives Analysis.—Teams Meeting.
- Drafted talking points on current projects for possible outreach purposes.
- Compiled Washington Crossing Bridge deficiencies list for annual report and possible future talking points.
- Uploaded New Hope-Lambertville Bridge project slide show to sharing platform so Bellevue Communications can add musical accompaniment.
- Drafted and vetted executive director message for the annual report.
- Responded Penn State professor Julian Avery who seeking to conduct research into turtles basking along the Delaware River.
- Spoke with preservationist Jeffrey Marshall regarding Washington Crossing Bridge NEPA process.
- Forwarded job applicant calls to Human Resources.
- Updated former commissioners list and forwarded to Heather McConnell.
- Drafted and vetted annual report article on 2024 training of toll and back-office personnel for new E-ZPass customer service positions.
- Corresponded with New Jersey historic researcher Richard Hunter concerning former Brownsburg Delaware Bridge Company, its purported bridge location, and Beaumont family role.
- Attended June Lehigh Valley Chamber of Commerce's transportation committee meeting.
- Edited DRJTBC 90<sup>th</sup> anniversary article for annual report.

## **DELAWARE RIVER JOINT TOLL BRIDGE COMMISSION**

### **Meeting of July 28, 2025**

- Took photograph of 80-year-old portrait of Commission Superintendent Louis Focht and photographed grave of former Upper Black Eddy-Milford Bridge tender Levi Headman's grave marker in Tinicum church cemetery.
- Responded to website inquiry (Paine) regarding the Commission's transportation/governmental mandate.
- Made edits to New Hope-Lambertville Bridge project rededication ceremony video and worked with Alex Styer of Bellevue Communications to finalize the product before placement on YouTube.
- Worked with Alex Styer of Bellevue Communications to add introductory and closing slides to New Hope-Lambertville Bridge project work slide-show video to maximize attribution to the Delaware River Joint Toll Bridge Commission.
- Marked up New Hope-Lambertville Bridge pin-replacement slide presentation submitted by project engineering consultant, at request of engineering department.
- Shared Indivisible Lambertville Facebook posts with operations and security.
- Marked up Bellevue invoices and conveyed to Alex Styer, who then secured corrected invoice submissions.
- Relayed Titusville historical clippings/materials to former resident (Niederer) regarding incorrect historical sign along Delaware-Raritan feeder canal.
- Posted various photographs, press releases, and project updates on the Commission's Facebook page.
- Reviewed draft NJDOT press release regarding upcoming Route 202 southbound travel restrictions approaching the New Hope-Lambertville Toll Bridge from the New Jersey side.
- Compiled archival photographs for the Commission's 90<sup>th</sup> anniversary.
- Rewrote submitted annual report article on exigent stone pier repairs at Lumberville-Raven Rock and Calhoun Street bridges.
- Request change of scoping meeting schedule designation on Washington Crossing Bridge Alternatives Analysis website.
- Drafted and vetted annual report article on 2024 design, public outreach, and contract procurement for rehabilitation of Uhlerstown-Frenchtown Bridge in 2025.
- Reviewed STV press release on New Hope-Lambertville Toll Bridge open road tolling project.
- Attended GoHunterdon board meeting.
- Responded to media inquiries – LehighValleyLive.com and WRNJ – regarding July 25 carbon monoxide incident at Riegelsville Bridge's New Jersey shelter and hospitalization of a Commission bridge monitor.
- Rewrote submitted article on 2024 Commission proclamations honoring actions of various bridge personnel and host community responses to incidents at Commission bridges.
- Attempted to track down information on 2004 purchase and installation of marble pedestals for bridge rehabilitation plaques; efforts were unfortunately unsuccessful.
- Conveyed National Weather Service resolution and backup materials to Bellevue Communications for press release.
- Drafted press release on upcoming Pennsylvania sign gantry replacement project at Washington Crossing Bridge.
- Placed New Hope-Lambertville Bridge videos post on Lambertville, NJ Facebook page.

**DELAWARE RIVER JOINT TOLL BRIDGE COMMISSION**

**Meeting of July 28, 2025**

**OPERATIONS INDEX  
FOR  
COMMUNITY AFFAIRS**

<b>SUBJECT</b>	<b>DESCRIPTION</b>	<b>PAGE NUMBER</b>
Community Affairs	Status Report Month of June 2025	1-2

## **Community Affairs Report June 2025**

**The following Community Affairs activities took place in June of 2025**

### **Uhlerstown-Frenchtown Toll-Supported Bridge Rehabilitation**

Attended bi-weekly project meetings. Coordinated meeting with Borough Engineer and Mayor Myhre to discuss gas line installation to the monitor shelter and street opening.

One patron expressed concern about possible paint overspray. Provided her with information on the substance being used that day and referred to Manda Painting for any further action.

Discussed with the project team that the annual church pilgrimage from Great Meadows, N.J. to Doylestown, PA. in August can be accommodated safely.

### **New Hope-Lambertville Toll Supported Bridge -Neighboring property owner**

Received information from PSBS regarding new procedure for Lambertville neighboring property owner to access side/back of his property through the Commission's yard. Relayed that information to the property owner.

### **Use of Facilities**

Assisted with several Use of Facilities requests. A request by the New Hope Chamber of Commerce to have speakers on the walkway during fireworks was denied. Facilitated the annual church pilgrimage to Doylestown via the Uhlerstown-Frenchtown Bridge in August because it was determined that the crossing can be accommodated safely. Working with film crew in planning stages of a production, recommending that they research smaller local bridges rather than a Commission facility.

### **Bridge lighting**

Worked with Justin Bowers in getting through glitches and learning curve on the architectural lighting system programming at the New Hope-Lambertville Toll-Supported Bridge. Updated webpage with monthly show schedule.

Shows in June included Pride, Father's Day, Tourette's Awareness, local high school graduations and Juneteenth. Shows scheduled for July include holidays, Easton's Heritage Day (Northampton Street), Glioblastoma, Fragile X and Multiple Sulfatase Deficiency awareness.

### **Various Community Affairs activities**

Handled a wide assortment of community affairs tasks during the month, including:

- Continued working on signage for Customer Service centers;
- Participated in meeting with affected agencies concerning NJ Route 29 realignment study;
- Provided a current list of host community contacts to Director of Purchasing Phil Abate for upcoming auction of surplus property;

DELAWARE RIVER JOINT TOLL BRIDGE COMMISSION

Meeting of July 28, 2025

- Contacted neighboring property owner in Riverton, PA. of stone-masonry pier repairs (now completed) at the Riverton-Belvidere Bridge and possible need for property access;
- Notified local officials and applicable organizations of July work at the Washington Crossing Bridge, involving a new Pennsylvania sign gantry and approach sidewalk repairs -- unrelated to Alternatives Analysis;
- Produced contact cards for open-road tolling project at the New Hope-Lambertville Toll Bridge and provided the cards to the contactor;
- Attended Workplace Safety meeting at New Hope-Lambertville Administration Building;
- Replied to various emails regarding old tokens, Toll-By-Plate, and other matters;
- Assisted the Communications Department by proofreading various news releases, annual report articles, and editing/enhancing various images.



# **DELAWARE RIVER JOINT TOLL BRIDGE COMMISSION**

**Meeting of July 28, 2025**

## **ENGINEERING**

The following Pages reflect the reports on those items assigned to the Engineering Department. Each item is reported separately and page numbered accordingly.

# DELAWARE RIVER JOINT TOLL BRIDGE COMMISSION

## Meeting of July 28, 2025 PROJECT STATUS REPORT

FACILITY	PM/PAM	CONTRACT DESCRIPTION	PAGE NO.
Trenton-Morrisville Toll Bridge/Langhorne	RJZ/KMS	<b>Southern Operations &amp; Maintenance Facilities Improvements</b> <ul style="list-style-type: none"> <li>Design, C-519A</li> <li>CM/CI Services, CM-519A</li> <li>Construction, T-519A</li> </ul>	1
	HMS/SJB	<b>TM TB ESS Cameras Infrastructure Improvements – NJ Approach</b> <ul style="list-style-type: none"> <li>Design, TOA No. C-803A-1</li> </ul>	2
	EVO/SJB	<b>TM TB Miscellaneous Substructure Spall Repairs</b> <ul style="list-style-type: none"> <li>Design, C-788A-3</li> </ul>	3
Lower Trenton Toll-Supported Bridge	SJB/KMS	<b>Lower Trenton TSB Truck Warning System (Pilot) &amp; NJ Bridge Monitor Shelter</b> <ul style="list-style-type: none"> <li>Final Design, TOA No. C-771A-7</li> </ul>	3
Calhoun Street Toll-Supported Bridge	VMF/HDH/MEM	<b>Decorative Knee Brace Replacement</b> <ul style="list-style-type: none"> <li>Design, TOA No. C-788A-2</li> <li>Construction, JOC No. T/TS-787A-005</li> </ul>	4
Scudder Falls Toll Bridge	SJB/KMS	<b>Scudder Falls Bridge Replacement Project</b> <ul style="list-style-type: none"> <li>Final Design, C-660A</li> <li>Construction, T-668A</li> </ul>	5
	SJB/KMS	<b>DMC Services for T-668A Construction of the SFB Project</b> <ul style="list-style-type: none"> <li>Oversight of Final Design, TOA No. C-502A-1M</li> </ul>	6
	EVO/SJB	<b>SF TB Bridge Deck Sealing &amp; Shared-Use Path PPC Overlay Improvements</b> <ul style="list-style-type: none"> <li>Design, TOA No. C-759A-5</li> </ul>	7
	VMF/SJB	<b>Scudder Falls TB Repaving of Woodside Road</b> <ul style="list-style-type: none"> <li>Construction, JOC No. T/TS-787A-006</li> </ul>	8
Washington Crossing Toll-Supported Bridge	WMC/KMS	<b>Washington Crossing Bridge Alternative Analysis</b> <ul style="list-style-type: none"> <li>Preliminary Engineering /Environmental Documentation, C-697A</li> </ul>	8
	VMF/SJB	<b>PA Oversized Vehicle Protection Structure Evaluation &amp; Design</b> <ul style="list-style-type: none"> <li>Design, TOA No. C-769A-5</li> <li>Construction, JOC No. T/TS-785A-003</li> </ul>	9
New Hope-Lambertville Toll-Supported Bridge	MEM/SJB	<b>NH-L TSB Rehabilitation</b> <ul style="list-style-type: none"> <li>Design, C-694A</li> <li>CM/CI Services, CM-694A</li> <li>Construction, TS-694A</li> </ul>	10
New Hope-Lambertville Toll Bridge	MEM/KMS	<b>NH-L TB Stone Veneer Replacement</b> <ul style="list-style-type: none"> <li>Design, TOA No.C-704A-2</li> </ul>	11
	VMF/MEM	<ul style="list-style-type: none"> <li>CI Services, TOA No. C-772A-3</li> <li>Construction, JOC No. T/TS-735A-013</li> </ul>	11
	CAS/KMS	<b>NH-L TB All Electronic Tolling (AET) Conversion Design</b> <ul style="list-style-type: none"> <li>Design, C-754A</li> </ul>	13
	VMF/CAS	<ul style="list-style-type: none"> <li>CM/CI, Services, CM-754A</li> <li>Construction, T-754A</li> </ul>	13

*Facilities are listed South to North*

*The first set of initials indicate the Project Manager and the second set of initial indicate the Program Manager*

### Project Manager Legend

WMC – M. Cane	CLR – C. Rood
HDH – D. Hettema	VMF-Vincent Fischer
JRB – J. Bowers	EVO – E. Van-Otoo
HMS – H. Sewekow	

### Program Manager Legend

KMS – K. Skeels	MEM – M. McCandless
SJB – S. Burke	CAS – C. Stracciolini
	RJZ – R. Zakharia

# DELAWARE RIVER JOINT TOLL BRIDGE COMMISSION

## Meeting of July 28, 2025 PROJECT STATUS REPORT

FACILITY	PM/PAM	CONTRACT DESCRIPTION	PAGE NO.
	MEM/SJB	<b>NH-L TB Pennsylvania Abutment Backwall Reconstruction</b> <ul style="list-style-type: none"> <li>Design, TOA C-769A-3</li> </ul>	14
<b>Centre Bridge-Stockton Toll-Supported Bridge</b>	HDH/MEM	<b>CB-S TSB Bearing and Bridge Seat Rehabilitation</b> <ul style="list-style-type: none"> <li>Design, TOA No. C-769A-2</li> </ul>	15
<b>Lumberville-Raven Rock Toll-Supported Bridge</b>	HMS/SJB	<b>L-RR TSPB Concept Design for Architectural Lighting &amp; Electronic Surveillance/Detection System Installation</b> <ul style="list-style-type: none"> <li>Final Design, TOA C-803A-2</li> </ul>	16
<b>Uhlerstown-Frenchtown Toll-Supported Bridge</b>	MEM/KMS	<b>Uhlerstown-Frenchtown TSB Rehabilitation</b> <ul style="list-style-type: none"> <li>Design, C-642A</li> <li>CM/CI Services, CM-642A</li> <li>Construction, TS-642A</li> </ul>	16
<b>I-78 Toll Bridge</b>	CLR/SJB	<b>I-78 NJ Roadway Rehab and Power &amp; Communication Infrastructure Upgrades</b> <ul style="list-style-type: none"> <li>Design, C-766A</li> <li>Construction Management/Construction Inspection, CM-766A</li> <li>Construction, T-766A</li> </ul>	17
<b>Easton-Phillipsburg Toll Bridge</b>	HMS/MEM	<b>E-P TB Broad Street Viaduct Sidewalk Replacement</b> <ul style="list-style-type: none"> <li>Design, C-789A-1</li> </ul>	19
<b>Portland-Columbia Toll Bridge</b>	HDH/MEM	<b>NJ Route 46 Overpass Fascia Girder Repairs Inspection &amp; Design</b> <ul style="list-style-type: none"> <li>Design, TOA No. C-788A-8</li> </ul>	19
<b>Delaware Water Gap Toll Bridge</b>	CLR/RJZ	<b>DWG Space Utilization Program Study including New Salt Storage and Equipment Storage Buildings</b> <ul style="list-style-type: none"> <li>Design, TOA No. C-771A-8</li> </ul>	20
<b>Milford-Montague Toll Bridge</b>	HDH/MEM	<b>Structural Analysis and Repairs</b> <ul style="list-style-type: none"> <li>Design, TOA No. C-788A-4</li> </ul>	20
	HDH/SJB	<b>M-M TB New Storage Building</b> <ul style="list-style-type: none"> <li>Design, TOA No. C-789A-2</li> </ul>	21
<b>Multiple Facilities and/or Commission-Wide</b>	SJB/KMS	<b>Capital Program Management Consultant (CPMC) &amp; Design Management Consultant (DMC) Services for the I-95/Scudder Falls Bridge Improvement Project</b> <ul style="list-style-type: none"> <li>CPMC Services 2024 through 2028, C-502A-1N</li> </ul>	22
	HDH/SJB	<b>Underwater Substructure Improvements Design – All Regions</b> <ul style="list-style-type: none"> <li>Design, C-782A</li> <li>Constructability Review, TOA No. C-788A-6</li> </ul>	22
	HDH/MEM	<b>Bridge Inspection Platform Layout and Design Toll-Supported Bridges</b> <ul style="list-style-type: none"> <li>Design, TOA No. C-788A-5</li> </ul>	24
	EVO/MEM	<b>Exigent Substructure Masonry Rehabilitation</b> <ul style="list-style-type: none"> <li>TS-694B- Lumberville Raven Rock TSB</li> <li>TS-694C- Calhoun Street TSB</li> <li>TS-694D- Washington Crossing TSB</li> <li>TS-694E- Riverton- Belvidere TSB</li> </ul>	24

*Facilities are listed South to North*

*The first set of initials indicate the Project Manager and the second set of initial indicate the Program Manager*

### Project Manager Legend

WMC – M. Cane  
HDH – D. Hettema  
JRB – J. Bowers  
HMS – H. Sewekow  
CLR – C. Rood  
VMF-Vincent Fischer  
EVO – E. Van-Otoo

### Program Manager Legend

KMS – K. Skeels  
MEM – M. McCandless  
CAS – C. Stracciolini  
RJZ – R. Zakharia

# DELAWARE RIVER JOINT TOLL BRIDGE COMMISSION

## Meeting of July 28, 2025 PROJECT STATUS REPORT

FACILITY	PM/PAM	CONTRACT DESCRIPTION	PAGE NO.
	WMC/KMS	<b>Bridge Monitor Shelter Enhancements Program Development</b> <ul style="list-style-type: none"> <li>TOA No. C-771A-1</li> </ul>	25
	WMC/KMS	<b>Electronic Surveillance/Detection System</b> <ul style="list-style-type: none"> <li>Network Video Management System (NVMS) Integrator Services, DB-768A</li> </ul>	25
	CAS/KMS	<b>Electronic Toll Collection</b> <ul style="list-style-type: none"> <li>Customer Service Center/Violation Processing Center Project, DB-584A</li> </ul>	25
	CAS/KMS	<b>Electronic Toll Collection System Replacement</b> <ul style="list-style-type: none"> <li>Design, Build, and Maintain, DB-540A</li> </ul>	26
	WMC/KMS	<b>Job Ordering Contracting Services</b> <ul style="list-style-type: none"> <li>Program Manager, C-727A</li> <li>T/TS-784A, JOC For Bridge, Highway and Civil Work-North Region</li> <li>T/TS-785A, JOC For Bridge, Highway and Civil Work-South Region</li> <li>T/TS-786A, JOC Services for Building and Facility Work-North Region</li> <li>T/TS-787A, JOC Services for Building and Facility Work - South Region</li> </ul>	27
	HDH/MEM	<b>General Engineering Consultant</b> <ul style="list-style-type: none"> <li>2023-2024 Annual Inspections, C-757A</li> </ul>	28
	JRB/SJB	<b>Toll Plaza Restriping – All Regions</b> <ul style="list-style-type: none"> <li>TOA No. C-760A-6</li> </ul>	28
	CAS/KMS	<b>Traffic Engineering Consultant- 2021-2022/ 2023- 2024 Annual Reports</b> <ul style="list-style-type: none"> <li>TOA No. C-761A</li> </ul>	29
	JRB/CAS	<b>Traffic Count Program Upgrade</b> <ul style="list-style-type: none"> <li>DR-550A</li> </ul>	29
	CAS/KMS	<b>Soft AET Program Management and Roadway Sign Replacement Phase 2 Design, TOA No. C-770A-3</b>	30
	CAS/KMS	<b>In-Lane All Electronic Toll Collection System Design, Build and Maintain</b> <ul style="list-style-type: none"> <li>Design, Build and Maintain, DB-792A</li> </ul>	31
	CAS/KMS	<b>New Jersey E-ZPass Services</b> <ul style="list-style-type: none"> <li>Design, Build and Maintain, DB-791A</li> </ul>	31

*Facilities are listed South to North*

*The first set of initials indicate the Project Manager and the second set of initial indicate the Program Manager*

### Project Manager Legend

WMC – M. Cane	CLR – C. Rood
HDH – D. Hettema	VMF-Vincent Fischer
JRB – J. Bowers	EVO – E. Van-Otoo
HMS – H. Sewekow	

### Program Manager Legend

KMS – K. Skeels	MEM – M. McCandless
SJB – S. Burke	CAS – C. Stracciolini
	RJZ – R. Zakharia

**DELAWARE RIVER JOINT TOLL BRIDGE COMMISSION**

**July 28, 2025  
PROJECT STATUS REPORT**

**TRENTON- MORRISVILLE TOLL BRIDGE/LANGHORNE**

**SOUTHERN OPERATIONS & MAINTENANCE FACILITIES  
IMPROVEMENTS**

Preliminary, Final & Post Design Services  
Contract No. C-519A  
(RJZ/KMS)

This contract is for Preliminary, Final and Post-Design Services for space utilization improvements at New Hope Lambertville Toll Bridge Executive Headquarters and the demolition and reconstruction of the Trenton Morrisville Toll Bridge Administration Building as identified under a Task Order Assignment for Space Utilization Program and Concept Study.

In accordance with the Commission's February 26, 2018, Regular Monthly Commission Meeting, this Contract was awarded to Gannett Fleming, Architects Inc. (GF). Accordingly, a Notice of Award and Limited Notice to Proceed was issued to GF effective February 27, 2018.

Currently GF is providing post-Design services for Contract T-519A by attending all project meetings, responding to requests for information, reviewing submittals, assisting in resolving conflicts in the field and clarifying the contract documents.

Construction Management/Construction Inspection Services  
Contract No. CM-519A  
(RJZ/KMS)

This contract is for Construction Management (CM) and Construction Inspection (CI) Services in connection with the demolition and new construction of the Southern Operations and Maintenance Facilities Improvements Project. Joseph Jingoli & Son, Inc. (JJS) was issued Notice of Award and Limited Notice to Proceed effective January 26, 2021.

JJS is currently conducting bi-weekly progress meetings along with processing Architectural Supplementary Instructions, Contractor's Submittals and Request for Information as part of providing construction management services.

Construction  
Contract No. T-519A  
(RJZ/KMS)

Contract T-519A is a multi-phase, 4-year primary construction contract for the demolition and new construction of the Southern Operations and Maintenance Facilities Improvements Project. It was awarded to Bracy Construction, Inc. at the Commission Regular Monthly Meeting of June 28, 2021. Notice of Award and Limited Notice to Proceed was issued to the Contractor on June 29, 2021; Notice to Proceed was made effective July 27, 2021, and a Pre-Construction Meeting was conducted on July 29, 2021.

# **DELAWARE RIVER JOINT TOLL BRIDGE COMMISSION**

## **July 28, 2025 PROJECT STATUS REPORT**

At the **Trenton Morrisville** site, at the new administration building, Commission staff that occupied a temporary office trailer set at the Toll Plaza level since relocated on May 19, 2023 and moved into the permanent offices on June 17, 2025. Contractor completed exterior wall waterproofing and brick façade installation. Exterior metal architectural panels and roof coping continued through the reporting period with the onset of favorable weather. Interior work progressed consisting of ceiling grid, elevator installation, windows and storefronts, interior partition walls sheet rock and painting, Mechanical, Electrical and Plumbing installation. Flooring and interior finishes activities are in progress. Site work continued including removal of five (5) underground storage tanks, demolition of reconstruction of the existing courtyard, as well as new curbs, base paving and sidewalks installation through-out the site. Punch-list at the DMARC building continues and Training for the site emergency Generator was provided. Furniture delivery, installation and configuration continues. Building systems installation and configuration continues.

At the new maintenance garage location, the contractor completed footers, steel erection and metal roof deck, under-slab utilities' rough-in and storm water installation. Concrete slab on grade was poured, perimeter wall installation and interior wall partition is complete, and the contractor is currently installing radiant floor piping and rough-in Mechanical, Electrical and Plumbing throughout the building. Contractor completed the split face masonry block and architectural metal panels façade, and continued with metal coping, fascia, roofing, and overhead door installation activities. Interior and exterior door installation, painting, flooring and finishes activities are in progress.

At the **Langhorne site**, punch-list work and commissioning efforts continued along with Close-Out of final construction details throughout the reporting period.

### **ELECTRONIC SURVEILLANCE/DETECTION SYSTEM (ESS) CAMERAS AND INFRASTRUCTURE IMPROVEMENTS – NJ APPROACH**

C-803A-1  
(HMS/SJB)

On June 20, 2025, the Commission provided French and Parrello Associates (FPA) with Notice-to-Proceed for design services in support of construction of ESS cameras and infrastructure improvements on the Trenton-Morrisville toll bridge NJ approach. Commission Staff and the FPA team participated in a project kick-off meeting on July 1, 2025. FPA is coordinating a site visit in preparation for the development of design plans.

# **DELAWARE RIVER JOINT TOLL BRIDGE COMMISSION**

**July 28, 2025  
PROJECT STATUS REPORT**

## **TRENTON - MORRISVILLE TB MISCELLANEOUS SUBSTRUCTURE SPALL REPAIRS**

**Design  
Contract No. C-788A-3  
(EVO/SJB)**

This Task Order Assignment (TOA) with Traffic Planning and Design, Inc. (TPD) is for professional consultant design services, encompassing project management and coordination, verification of facility condition assessment, preliminary and final design of plans, specifications, construction schedule, engineer's estimate, and post-design services for the Trenton-Morrisville Toll Bridge Miscellaneous Substructure Spall Repairs. The not-to-exceed amount for this TOA is \$129,794.95. The contract also includes an item for chloride testing of the Ramp I & Ramp Y bridge over Bridge Street due to the extensive delamination in the northerly pier cap, as well as the repair of spalls with exposed prestressed strands at the ends of beams and superstructure members.

The TPD contract was fully executed on April 24, 2025, and the Notice to Proceed was effective on April 28, 2025. A project Kick-off meeting was held on May 2, 2025. TPD began their field inspections and coring the caps on bridge IY for chloride testing on June 6, 2025. They continued their inspection on June 20, 2025 focusing on the west end of the prestressed beams.

The first progress meeting was held on June 6, 2025. On June 30, 2025, Pickering, Corts & Summerson conducted additional hands-on inspection of the bridge carrying Route 1 over Route 29 NB to review their previous inspection findings in comparison to TPD findings. On July 2, 2025 a meeting was held to review the field inspection investigation, discussing the overall condition of the bridge and the typical beam deterioration. TPD has completed the load ratings for Beam 6 on the bridge carrying Route 1 over Route 29 NB and has determined that traffic restrictions are not required at this time. TPD intends to continue the load ratings for the other deteriorated beams on the structure and will provide further analysis to the Commission by the end of this month.

## **LOWER TRENTON TOLL – SUPPORTED BRIDGE**

### **LOWER TRENTON TSB TRUCK WARNING SYSTEM (PILOT) and NJ BRIDGE MONITOR SHELTER**

**Final Design  
Task Order Assignment No. C-771A-7  
(SJB/KMS)**

Under Task Order Assignment No. C-771A-2 French & Parrello Associates provided conceptual design services for the development of a new pilot over height vehicle detection system for the New Jersey approach to the Lower Trenton TSB. The work of that assignment was completed with acceptance of the final Concept Report dated March 6, 2024.

# **DELAWARE RIVER JOINT TOLL BRIDGE COMMISSION**

**July 28, 2025**

## **PROJECT STATUS REPORT**

This project includes the design and eventual construction of a Bridge Monitor Shelter on the New Jersey approach to the Lower Trenton Toll-Supported Bridge. Conceptual layouts of the proposed Shelter have been created in conjunction with the over height detection system layout. The concepts include the need to establish construction and property easements with the City of Trenton.

On May 14, 2024, the Commission provided French & Parrello Associated with Notice-to-Proceed for final design services for the development of a new over height vehicle detection system for the New Jersey approach to the Lower Trenton TSB. A project kickoff meeting was held on May 21, 2024.

On September 4, 2024, Commission personnel met with City of Trenton personnel to discuss temporary construction and permanent property easements needed for this project. On January 3, 2025, DRJTBC attorneys completed an appraisal for the two City of Trenton properties that are needed for temporary construction and permanent easements for the project. On June 27, 2025, DRJTBC staff and attorneys met with City officials to discuss the project and steps needed to obtain construction and permanent property easements, with the goal of getting City Council resolutions on the agenda for their September 2025 meeting.

## **CALHOUN STREET TOLL – SUPPORTED BRIDGE**

### **DECORATIVE KNEE BRACE REPLACEMENT**

Design

Task Order Assignment Contract No.C-788A-2  
(HDH/MEM)

On December 14, 2023, a Tractor Trailer crossed the CSTSB from Pennsylvania to New Jersey, and damaged five (5) end portal decorative brackets along the downstream truss.

Traffic Planning and Design, Inc. (TPD) was provided with Notice to Proceed on February 27, 2024 to design the removal and replacement of five (5) damaged ornamental cast iron portal frame brackets over the eastbound travel lane. These brackets are non-structural in nature, and the new portal frames will be replicas of the original ornamental cast iron brackets. The new brackets will be cast from a mold made from an existing bracket. As part of TPD's scope under this Task Order Assignment includes finding foundries that can mold and produce the castings required, which has been completed

TPD provided post-award construction phase services during the reporting period for Job Order Construction Contract T/TS-787A-005, by AP Construction.



# **DELAWARE RIVER JOINT TOLL BRIDGE COMMISSION**

## **July 28, 2025 PROJECT STATUS REPORT**

Construction  
Job Order Contract No. T/TS-787A-005  
(VMF/HDH)

This Job Order Contract for an amount not-to-exceed \$171,495.80 is to remove and replace five (5) end portal decorative knee braces that were damaged by a tractor trailer that crossed the bridge on December 14, 2023.

The project was issued to Job Order Contractor, A.P. Construction with Notice to Proceed issued April 7, 2025. A preconstruction meeting was held on April 2, 2025, and work began to remove the damaged knee braces on April 9, 2025. The five damaged knee braces were removed by April 16, 2025, and the five unpainted areas of the bridge portal structure were tool cleaned and painted with a prime and finish coat of paint by April 22, 2025. The least damaged knee brace was shipped to Architectural Iron Company of Milford PA on April 23, 2025 to be replicated for five new replacement knee braces. There is a 34 to 38-week lead time for the fabrication of the new knee braces. A mold is being made for the new knee braces, which is scheduled to be ready for inspection within 18 – 20 weeks from the April 23, 2025 delivery date. Architectural Iron Company submitted shop drawings of the new knee braces on June 30, 2025.

## **SCUDDER FALLS TOLL BRIDGE**

### **SCUDDER FALLS BRIDGE REPLACEMENT PROJECT**

Final Design  
Contract No. C-660A  
(SJB/KMS)

During the reporting period Michael Baker Jr., Incorporated (Baker) of Hamilton New Jersey continued to provide design input on the under-bridge inspection rail issue.

Construction  
Contract No. T-668A  
(SJB/KMS)

The remaining open permit-related issue is that the Bucks County Soil Conservation District Office has not yet signed-off on closeout of the National Pollutant Discharge Elimination System (NPDES) and Erosion and Sediment Control (E&S) permits. Sufficient grass growth within the project corridor has yet to be established, and minor areas of re-seeding took place during the reporting period. Since sufficient grass establishment has not yet been achieved in all areas of the project, a final inspection with the BCCD will be scheduled after the next grass-growing period in the Spring of 2025.

# **DELAWARE RIVER JOINT TOLL BRIDGE COMMISSION**

**July 28, 2025**

## **PROJECT STATUS REPORT**

### **DESIGN MANAGEMENT CONSULTANT SERVICES**

#### **T-668A CONSTRUCTION**

Oversight of Final Design

Task Order Assignment No. C-502A-1M

(SJB/KMS)

AECOM has provided DMC services throughout the construction of the Scudder Falls Bridge Replacement Project, Contract T-668A under Task Order Assignment C-502A-2I. The remaining unexpended funds in Task Order Assignment C-502A-2I have been transferred over to Task Order Assignment C-502A-1M and Task Order Assignment C-502A-2I has been closed out. Remaining DMC services on the Scudder Falls Project will be completed under the C-502A-1M Task order Assignment.

The remaining DMC Services include support to the Commission in the following and assistance with various project close-out activities:

**Environmental Permitting** – A final inspection will be performed by the Bucks County Soil Conservation District (BCSCD) in the Spring of 2025 in order to obtain final acceptance of all BCSCD Permitting work. Once BCSCD final acceptance is received, Permit Completion Forms will then be sent to the BCSCD, PADEP and the USACE. This will close-out all outstanding permitting work associated with the project other than the continued five-year monitoring period for the PA Wetlands Mitigation Site.

**Environmental Monitoring Services** – Continuous services were provided throughout construction to meet project permit requirements. Year 2 monitoring activities for the PA Wetlands Mitigation Site, by ACT Engineers will continue through 2028. This includes monthly monitoring well readings of the groundwater levels within the wetlands site. Wetlands Monitoring Report #4 was submitted to US Army Corps of Engineers for their review on December 19, 2024.

**Right of Way Transfers** – Working with Commission staff and attorneys to transfer certain property and easements to NJDOT, PennDOT and Lower Makefield Township. These properties and easements were acquired by DRJTBC to construct the project but are located within jurisdiction of these other agencies or municipalities.

**Contracts C-660A and T-668A Progress Support** - Support of open issues resolution to achieve project acceptance by the Bucks County Soil Conservation District in Pennsylvania.

DMC Services for these remaining efforts occur on a sporadic as-needed basis

# **DELAWARE RIVER JOINT TOLL BRIDGE COMMISSION**

**July 28, 2025**  
**PROJECT STATUS REPORT**

## **SCUDDER FALLS TOLL BRIDGE FACILITY DECK SEALING & SHARED USE PATH PPC OVERLAY IMPROVEMENTS**

Professional Engineering Services  
C-759A-5  
(EVO/SJB)

The Commission has implemented a periodic deck sealing program at specific bridges in order to prolong the useful service life of the bridge decks and to mitigate the need for potential future maintenance. The Commission has engaged Task Order Consultant, NAIK, under the standing professional services task order agreement, to provide design services for the bridge deck sealing of the bridges associated with the Trenton–Morrisville Toll Bridge Facility, the Scudder Fall Toll Bridge Facility and Shared Use Path PPC Overlay Improvements, and the Interstate 78 Toll Bridge Facility.

A contract kick-off meeting was held on October 12, 2022. Field condition assessments were conducted in the first two weeks of November 2022 and have been completed. On December 19, 2022 the Consultant submitted a Condition Assessment and Recommendation Report. At a review meeting on January 10, 2023 the recommendations were accepted, and the Consultant was directed to continue the development of the Pre-Final Plans. On March 14, 2023 the Consultant submitted Pre-Final Design Plans and Specification.

The final design bid documents, addressing all Commission comments to the pre-final design, was received on April 28, 2023. The project to seal decks at all 3 Toll Bridge facility bridge decks (T-764A) was advertised for bids on May 2, 2023. A virtual Bid Opening was held on Thursday June 1, 2023, at 2:00 PM. No bids were received.

NAIK repackaged the bid documents into three individual projects (1. Trenton–Morrisville Toll Bridge Facility; 2. the Scudder Fall Toll Bridge Facility, and 3. the Interstate 78 Toll Bridge Facility) for incorporation into other construction contracts. The TMTB deck sealing was completed as part of Contract T-746A in 2024; the I-78 deck sealing was completed as part of Contract T-766A in 2025; the Scudder Falls project will be completed under a Job Order Contract with Mount Construction Company. An on-site Joint Scoping meeting was held on June 4, 2025. A Project Addendum No. 1 was uploaded to the Gordian system on June 23, 2025. Mount Construction Company is currently revising their cost proposal for submission, having distributed Addendum No. 1 to potential subcontractors for their project cost generation. Naik has updated the project plans and specifications in accordance with Addendum No. 1 and submitted the conformed documents for project records.

# **DELAWARE RIVER JOINT TOLL BRIDGE COMMISSION**

**July 28, 2025  
PROJECT STATUS REPORT**

## **SCUDDER FALLS BRIDGE REPLACEMENT PROJECT WOODSIDE ROAD REPAVING**

**Construction  
Job Order Contract No. T/TS-787A-006  
(VMF/SJB)**

This Job Order Contract for an amount not-to-exceed \$187,320.00 is the milling, repaving and striping of a portion of Woodside Road that was paved during the Scudder Falls Bridge Replacement Project and has since showed signs of rutting and shoving.

The project was issued to Job Order Contractor, A.P. Construction with Notice to Proceed issued June 10, 2025. A preconstruction meeting was held on June 17, 2025, and an asphalt material meeting was held on June 20, 2025 to discuss the issues with the wearing course to be used on this project. The asphalt material submittal was received and approved, and a pre-paving meeting was held on July 2, 2025. The milling and paving of the surface course on Woodside Road is tentatively scheduled for the night of July 9<sup>th</sup> into the 10<sup>th</sup> with striping to follow in late morning of July 10, 2025.

## **WASHINGTON CROSSING TOLL- SUPPORTED BRIDGE**

### **WASHINGTON CROSSING BRIDGE ALTERNATIVES ANALYSIS**

**Contract No. C-697A  
(WMC/KMS)**

At the June 24, 2024 Commissioners Meeting, the Commission awarded Contract No. C-697A, to HDR Engineering, Inc. of Philadelphia, PA. HDR Engineering and their team of sub-consultants are providing preliminary engineering and environmental documentation type services in support of the analysis of improvement alternatives for the Delaware River crossing between Upper Makefield Township, PA and Hopewell Township, NJ.

Throughout the reporting period, work efforts focused on travel demand modeling, base mapping, identifying a lead agency, coordinating storm water management infiltration testing and preparation of rehabilitation alternatives. Other activities included field verification of surveys, public involvement, and utility identification.

# **DELAWARE RIVER JOINT TOLL BRIDGE COMMISSION**

**July 28, 2025**  
**PROJECT STATUS REPORT**

## **WASHINGTON CROSSING TOLL-SUPPORTED BRIDGE PENNSYLVANIA OVERSIZE VEHICLE PROTECTION STRUCTURE EVALUATION & DESIGN**

**Design**  
Task Order Assignment No. C-769A-5  
(VMF/SJB)

Traffic Planning and Design, Inc. (TPD) is providing Professional Engineering Services for the evaluation and design of the recently damaged Oversize Vehicle Protection Structure (Structure) on the Pennsylvania approach to the Washington Crossing Toll-Supported Bridge.

TPD has performed field views with Engineering staff to assess the situation and has prepared construction documents for the complete replacement of the structure. These construction documents were issued to the Commission's Job Order Contractor, Mount Construction through the Gordian System, on October 21, 2024 to provide a price proposal. A Joint Scope Meeting was held with TPD and Mount Construction at the site on October 25, 2024. Mount Construction's fourth price proposal was submitted and deemed fair and reasonable and recommended for acceptance by TPD. TPD participated in the project Pre-Construction Meeting, is reviewing submittals, and is providing post design support.

**Construction**  
Job Order Contract No. T/TS-785A-003  
(VMF/SJB)

This Job Order Contract with Mount Construction is for a not-to-exceed amount of \$134,515.70 is to remove the remaining components of the damaged gantry and install a new steel gantry, with concrete foundations, to support new signage, ESS cameras and conduits, and the relocated crash bar. This contract also includes the replacement of damaged sections of pedestrian railing along the PA approach sidewalk, a new section of concrete sidewalk and minor repointing of the stone walls adjacent to the PA approach roadway.

The project was issued to Job Order Contractor, Mount Construction (Mount) with Notice to Proceed issued May 9, 2025. A preconstruction meeting was held on May 13, 2025, and Mount began providing shop drawing and material submittals in advance of the proposed July 7, 2025 start of construction

# **DELAWARE RIVER JOINT TOLL BRIDGE COMMISSION**

**July 28, 2025**  
**PROJECT STATUS REPORT**

## **NEW HOPE-LAMBERTVILLE TOLL-SUPPORTED BRIDGE**

### **NH-L TSB REHABILITATION**

Design  
Contract No. C-694A  
(MEM/SJB)

At the February 27, 2023 Commissioners Meeting, the Commission awarded Contract No. C-694A, New Hope - Lambertville Toll-Supported Bridge Rehabilitation Design to Greenman-Pedersen, Inc. (GPI) of Lebanon, NJ for an amount not-to-exceed \$1,895,132.27. GPI was provided with Notice of Award and Limited Notice to Proceed on February 28, 2023. GPI was then issued a Full Notice to Proceed on March 22, 2023 with the execution of the Agreement with the Commission.

The construction Contract was awarded at the Commission's November 2023 meeting. The contract work under this project is complete. However, there is some electrical troubleshooting work that is in still being addressed. GPI continues to provide design support services though the project close-out phase, including the electrical troubleshooting work.

Construction Management/Inspection Services  
Contract No. CM-694A  
(MEM/SJB)

At the November 20, 2023 Commission Meeting, authorization was granted to award the Construction Management/Construction Inspection Services contract (CM-694A) to Urban Engineers, Inc. (Urban) of Philadelphia for the not-to-exceed amount of \$1,209,96.08. Urban Engineers, Inc. of Philadelphia was issued Notice of Award and a Limited Notice to proceed effective November 21, 2023. A project kick-off meeting has held on November 30, 2023. The full Notice to Proceed was issued December 21, 2023 with the execution of the Agreement with the Commission.

The Contractor's on-site mobilization activities commenced on Tuesday January 23, 2025. The Contractor has completed the primary stages of work. The repair and replacement of a deteriorated truss connection pin in span 2 has been completed. During this reporting period, the contractor continues to perform electrical troubleshooting. Urban continues to provide CM/CI services for the project.

Construction  
Contract No. TS-694A  
(MEM/SJB)

The Construction Contract was Awarded to Anselmi & DeCicco, Inc. (A&D) of Maplewood, NJ for a not-to-exceed amount of \$25,072,471.06 at the Commission's November 2023 Meeting. LNTP provided November 20, 2023, and Full Notice to Proceed on December 20, 2023.

# **DELAWARE RIVER JOINT TOLL BRIDGE COMMISSION**

## **July 28, 2025 PROJECT STATUS REPORT**

The Phase 1 construction, including the painting of the upstream truss, was completed in June 2024. The Phase 2 Construction for the installation of the temporary pedestrian walkway placed on the bridge deck was completed in July 2024. The Contractor has completed the emergent span 2 repair and replacement of a deteriorated truss connection pin that delayed the completion of stage 3. The rehabilitation work under this project has been completed. However, the Contractor continues to perform electrical system troubleshooting.

### **NEW HOPE-LAMBERTVILLE TOLL BRIDGE**

#### **NEW HOPE-LAMBERTVILLE TOLL BRIDGE STONE VENEER REPLACEMENT**

##### **Design**

Task Order Assignment No. C-704A-2  
(MEM/KMS)

At the end of March 2019, a section of the stone veneer façade at the east abutment of the New Hope – Lambertville Toll Bridge (Route 202) came loose and separated from the structural abutment. Greenman-Pederson, Inc. (GPI) was given the task to investigate the cause and determine a solution for the issue. The consultant was given Notice to Proceed on 4/29/2019. The consultant went out in the field on 5/15 and 5/16/19 to access the condition of the stone veneer at both abutments of the NH-L Toll Bridge. A preliminary report was received June 7, 2019. The report was finalized 7/15/2019. Preliminary design/repair documents were received 8/9/2019 and reviewed by 8/23/19. Final design documents were received electronically on 9/13/2019. Maintenance forces have improved the fencing around the deteriorated section at the NJ abutment facade.

The initial and revised construction costs prepared by one of the Commission's Job Order Contractors, RCC Builders & Developers (RCC) were both excessive. Therefore, the design documents have been provided to our Job Order Contractor, Mount Construction, to provide a construction cost for this work. The project was repackaged and issued to our other Job Order Contractor, Mount Construction. The Job Order Contract for this work with Mount Construction was executed on 7/25/2024. Panel installation was completed during the reporting period. Mount is in the process of demobilizing, including grading and seeding. GPI continues to provide construction support services for this work.

Construction Inspection Services  
Task Order Agreement No. C-772A-3  
(VMF/MEM)

This Task Order Assignment is for providing Construction Inspection services for the New Hope-Lambertville Toll Bridge Stone Veneer Replacement. KS Engineers, P.C. (KSE) was provided with their Notice to Proceed effective June 4, 2024. KSE has provided a full-time Construction Inspector for the duration of the construction.

# **DELAWARE RIVER JOINT TOLL BRIDGE COMMISSION**

## **July 28, 2025 PROJECT STATUS REPORT**

Construction  
Job Order Contract No. TTS-735A-013  
(VMF/MEM)

This Job Order Contract for an amount not-to-exceed \$347,793.77 is to reinstall the missing stone veneer at the north end of the east (NJ) abutment, to install anchors in areas identified as potentially unstable, and perform various other maintenance repairs to prevent future deterioration of the stone veneer at both east (NJ) and west (PA) abutments. This contract also includes the removal and storage of the stone veneer from a portion of the north and south abutment walls adjacent to the Pennsylvania abutment backwall to investigate the cause of this backwall rotation toward the bridge.

The project was issued to Job Order Contractor, Mount Construction with Notice to Proceed issued August 7<sup>th</sup>, 2024. A preconstruction meeting was held on August 14, 2024, and work began on the Pennsylvania abutment walls on August 26, 2024. The Commission's ESS group removed one camera from the PA abutment north wall and removed the wire feed to this camera and two (2) additional cameras near the westbound approach to the toll plaza. These cameras will be rewired and reinstalled in contract T-754A. The stone veneer was removed from the north and south abutment walls exposing a diagonal crack in the abutment backwall, revealing the cause of the backwall rotation. The stone veneer removed from the abutment walls were stored near the PA abutment on Commission property to be reused on these abutment walls after the abutment backwall is replaced in contract T-754A. Mount Construction drilled holes and installed anchor bolts in designated stone veneer block at both the Pennsylvania and New Jersey abutments. Mount also sealed the longitudinal joints at both approaches and performed epoxy crack sealing of various cracks on the approach parapets. Spall repairs were performed on the NJ Abutment. The new granite stone veneer was installed on the NJ abutment with the exception of the final top two courses during the month of March. Mount ordered, received, and installed the two remaining stone veneer courses at the New Jersey abutment on June 1 and reached Substantial Completion on June 10, 2025. Mount was asked to provide a supplemental cost proposal to reposition and attach deteriorated drain trough sections to the backwall of the NJ abutment under the finger dams. Mount was also requested to provide a supplemental cost proposal to delineate their work area near the NJ abutment so the work would not impact the Texas Gas transmission lines. A final walkthrough inspection was performed on June 25, 2025, where a punch list was generated and provide to Mount to complete.



# **DELAWARE RIVER JOINT TOLL BRIDGE COMMISSION**

**July 28, 2025  
PROJECT STATUS REPORT**

## **NH-L TB ALL ELECTRONIC TOLLING (AET) CONVERSION DESIGN**

Design  
Contract No. C-754A  
(CAS/ KMS)

Rummel, Klepper & Kahl, LLP (RK&K) participated in an on-site meeting with PKF for the construction project. During the reporting period RK&K prepared responses to Requests for Information (RFI) from the construction team and issued change of plans as needed.

Construction Management/Construction Inspection Services  
Contract No. CM-754A  
(VMF/CAS)

At the April 28, 2025, Commissioners' Meeting, the Commission awarded Contract No. CM-754A, Construction Management/Construction Inspection Services for the New Hope-Lambertville Toll Bridge All Electronic Tolling (AET) Conversion & PA Abutment Backwall Replacement Project to STV, Incorporated (STV) of Lawrenceville, New Jersey for an amount not-to-exceed of \$2,476,202.84. STV was provided with the Notice of Award and Limited Notice to Proceed effective April 29, 2025. A CM/CI Kick-off Meeting was held on May 2, 2025 and STV was issued their Notice to Proceed on May 15, 2025. STV participated in a transfer-of-Knowledge meeting on May 23, 2025 with the Designer, RK&K and TransCore and conducted the Pre-Construction Meeting with PKF on May 29, 2025. and Scheduling Conferences PKF in late May 2025. STV's inspection team of Resident Engineer, Office Engineer/Inspector and Inspector began setting up the field office and providing CM/CI Services throughout June 2025.

Construction  
Contract No. T -754A  
(VMF/CAS)

This Contract is the AET Tolling Implementation Plan, Phase 4 hard conversion of the southbound US 202 Pennsylvania toll facility to an open-road, highway speed, All Electronic Tolling (AET) system with a single-full span gantry over a reconstructed roadway that improves the US 202 roadway geometry at the existing toll facility. The project also includes the staged construction of the abutment backwall on the PA side of the New Hope-Lambertville Toll Bridge and the demolition of the existing toll plaza with a new tunnel egress.

At the April 28, 2025 Commissions' Meeting, the Commission awarded Contract No. T-754A, New Hope-Lambertville Toll Bridge All Electronic Tolling (AET) Conversion & PA Abutment Backwall Replacement to PKF-MARK III, Incorporated (PKF) of Newtown, Pennsylvania for an amount not-to-exceed \$11,863,715.00. PKF was provided with Notice of Award and Limited Notice to Proceed effective April 29, 2025, and full Notice to Proceed was issued effective June 5, 2025. A Scheduling Conference and Pre-Construction Meeting were held

# **DELAWARE RIVER JOINT TOLL BRIDGE COMMISSION**

**July 28, 2025**

## **PROJECT STATUS REPORT**

on May 2 and May 29, 2025 respectively. PKF mobilized, cleared trees, set temporary barrier, striping and channelizing devised and implemented Stage 1, Phase A of this project on June 30, 2025.

### **NEW HOPE-LAMBERTVILLE TB - PA ABUTMENT BACKWALL RECONSTRUCTION**

Design

Task Order Agreement No. C-769A-3  
(MEM/SJB)

During past annual inspections of the New Hope-Lambertville Toll Bridge, findings included the rotation of the Pennsylvania abutment toward the bridge. Monitoring has continued over the past few annual inspections, with slight movement. This movement is to the point that an in-depth inspection needed to take place to prepare the scope of work for rehabilitation of the abutment. Traffic Planning & Design (TPD) under Structural/Civil Task Order Assignment No. C-769A-3, executed October 24, 2024, was tasked with performing the inspection and determining the scope of the necessary action.

Removal of the stone veneer façade on both sides of the abutment exposed a large diagonal crack through the entire length of the abutment backwall. However, it was found that the lower abutment did not rotate and remains in stable condition. The recommendation by TPD, which received Commission concurrence, was to replace the back wall in its entirety. Under modification No. 1 to this Task Order Agreement TPD performed the design of the back wall replacement and prepared the necessary construction documents.

During the progression of design, the Commission decided to combine the Pennsylvania abutment backwall Reconstruction project and the All-Electronic Tolling Phase 4 Hard Conversion construction project into one (1) construction contract. Rummel, Klepper & Kahl, LLP (RK&K) performed the New Hope-Lambertville Toll Bridge AET Conversion design under contract C-754A. TPD and RK&K collaborated to combine the contract documents from each project and issue a single construction contract T-754A, which was advertised for bid on March 13, 2025. Bids were received on April 15 and the contract awarded at the Commission's April 28, 2025 meeting. A Notice of Award / Limited Notice to Proceed was issued to the successful bidder PKF-Mark III, Incorporated of Newtown, Pennsylvania the same day. The Contract was executed and the full Notice to Proceed was issued on June 5, 2025.

TPD performed post-design pre-award services in support of the award of contract T-754A, and have begun post-design, post-award services throughout the reporting period.

# **DELAWARE RIVER JOINT TOLL BRIDGE COMMISSION**

**July 28, 2025**  
**PROJECT STATUS REPORT**

## **CENTRE BRIDGE- STOCKTON TOLL-SUPPORTED BRIDGE**

### **CB-S TSB BEARING & BRIDGE SEAT REHABILITATION**

Design

Task Order Assignment No. C-769A-2  
(HDH/MEM)

During the biannual inspection of the Toll-Supported bridges, the Commission's General Engineering Consultant (GEC) identified several areas that require repair at the Centre Bridge-Stockton Toll- Supported Bridge (CBSTSB). The areas of concern are identified as loose, missing and/or bent anchor bolts at the truss and sidewalk bearings with associated spalls in the bridge seats resulting in loss of bearing area. Additional areas of repair are identified at the deck joints and bridge seats of the single span bridge over the Canal at the west approach of CBSTSB.

Traffic Planning and Design, Inc (TPD) was provided with Notice to Proceed on December 13, 2022, for the design of the repairs. An inspection crew from TPD started an in-depth field inspection the week of January 9, 2023, for the purposes of determining the approach to the design and construction of the repairs. A Preliminary Condition Assessment Report (CAR) on the CBSTB conditions was submitted the end of January 2023.

A Draft CAR for the approach structure to the CBS-TSB bridge (York Road over the PA Canal) was submitted February 14<sup>th</sup>, 2023 and was reviewed by Engineering. In addition to the CAR, TPD has provided a Load Rating Analysis for this structure. The Preliminary Load Rating was received by the Commission on March 30<sup>th</sup>, 2023, and has been reviewed. The final Load Rating Report was accepted the end of May, 2023.

Preliminary assessment reports for the structure over the canal, and for the main river bridge have been received, reviewed, and accepted. Recommendations from this report will be incorporated into a future project for rehabilitation of the bridge.

Final design documents for the stringer bearing repairs on the main river bridge as well as miscellaneous pier bearing repairs are complete.

The final design construction documents have been provided to AP construction who will provide a construction cost under Job Order Contract T/TS-787A-003.

# **DELAWARE RIVER JOINT TOLL BRIDGE COMMISSION**

**July 28, 2025  
PROJECT STATUS REPORT**

## **LUMBERVILLE – RAVEN ROCK TOLL-SUPPORTED BRIDGE**

### **L-RR PEDESTRIAN BRIDGE (LRRTSB) ARCHITECTURAL LIGHTING & ELECTRONIC SURVEILLANCE/DETECTION SYSTEM (ESS) DESIGN**

**C-803A-2  
(HMS/SJB)**

On June 3, 2025, the Commission provided French and Parrello Associates (FPA) with Notice-to-Proceed for design services in support of construction of architectural lighting and ESS infrastructure at the Lumberville-Raven Rock toll supported bridge. Commission Staff and the FPA team participated in a project kick-off meeting on June 13, 2025. FPA is developing preliminary design plans.

## **UHLERSTOWN-FRENCHTOWN TOLL-SUPPORTED BRIDGE**

### **UHLERSTOWN-FRENCHTOWN TSB REHABILITATION**

**Design  
Contract No. C-642A  
(MEM/KMS)**

At the January 29, 2024 Commissioners Meeting, the Commission awarded Contract No. C-642A, Uhlerstown - Frenchtown Toll-Supported Bridge Rehabilitation Design to WSP USA, Inc. (WSP) of Exton, PA for an amount not-to-exceed \$1,771,189.56. WSP was provided with Notice of Award and Limited Notice to Proceed on January 29, 2024. A project Kick-Off meeting was held on February 6, 2024. The Agreement was executed and the full Notice to Proceed was issued on February 23, 2024.

WSP submitted Final Design Bid Documents, after which, project TS-642A was advertised for bid on 10/22/2024. Four (4) bids were received by the Commission on 11/26/2024, which were reviewed by the Engineer-of-Record, the Contract Compliance Department and Commission Counsel. All reviewers found the bids to be responsible and in compliance with the Bid Documents.

During this reporting period, WSP continued to provide construction support services for the project, including review of submittals, providing post blast inspection, attending status meetings, and providing responses to RFIs.

**Construction Management/Inspection Services  
Contract CM-642A  
(MEM/KMS)**

At the December 2024 Meeting, the Commission awarded Contract No. CM-642A, Construction Management/Inspection Services for the Uhlerstown-Frenchtown Toll-Supported Bridge Rehabilitation Project, to Urban Engineers, Inc. of Cherry Hill, NJ (Urban) for a not-to-

## **DELAWARE RIVER JOINT TOLL BRIDGE COMMISSION**

**July 28, 2025**

### **PROJECT STATUS REPORT**

exceed amount of \$1,587,138.62. Urban was provided with Notice of Award and Limited Notice to Proceed effective December 23, 2024. The full Notice to Proceed was authorized effective March 19, 2025.

During this reporting period, the CM team has been facilitating the processing of contractor submittals and RFIs. The CM/CI field office has been established in Frenchtown, NJ. The team continues to manage and inspect the construction activities.

Construction  
Contract No. TS-642A  
(MEM/KMS)

At the December 2024 Meeting, the Commission awarded Contract No. TS-642A, Uhlerstown-Frenchtown Toll-Supported Bridge Rehabilitation, to Anselmi & DeCicco, Inc. of Maplewood, NJ (Anselmi) for a not-to-exceed amount of \$22,216,237.00. Anselmi was provided with Notice of Award and Limited Notice to Proceed effective December 23, 2024. The Agreement for this project has been executed and the full Notice to Proceed was issued on January 24, 2025.

Bridge painting has progressed through spans 6, 5, 4 and 3. Span 2 painting is nearly complete and span 1 painting has commenced. The contractor's sidewalk panel vendor is fabricating new replacement sidewalk panels. Sidewalk panels for spans 5 and 6 have been delivered to the site. New sidewalk stringers have been installed in spans 3 through 6. The contractor's electrical sub-contractor is installing layouts for the project.

The detour of eastbound traffic commenced on February 20, 2025 and will remain in place for the duration of the project. Pedestrian access across the bridge is anticipated to reopen prior to the Labor Day weekend.

## **I-78 TOLL BRIDGE**

### **I-78 TB NEW JERSEY ROADWAY REHABILITATION AND POWER & COMMUNICATION INFRASTRUCTURE UPGRADES**

Design  
Contract No. C-766A  
(CLR/SJB)

This Contract is for professional consultant design services to include verification of condition assessment, preliminary and final design, and post-design services for the rehabilitation of the I-78 New Jersey Approach Roadway and reassessment of the preliminary design documents associated with the I-78 Power and Communication Infrastructure Design Services as developed by Arora and Associates, P.C. in October 2022 along with the preliminary and final design and post design services for the I-78 Power and Communication Infrastructure Design.

# **DELAWARE RIVER JOINT TOLL BRIDGE COMMISSION**

**July 28, 2025**

## **PROJECT STATUS REPORT**

Arora and Associates, P.C was issued a Notice of Award and Limited Notice to Proceed effective May 23, 2023. A project kick-off meeting was held with Arora on May 31, 2023. The Contract was fully executed on June 20, 2023, with full Notice to Proceed effective June 22, 2023.

The Construction Contractor was issued Notice to Proceed effective March 22, 2024. Arora continues providing post-design phase services including participating in various construction related meetings throughout the reporting period including one on the I-78 Stormwater Mapping and submitted a Draft version of the Project As-Built Drawings for Commission review and comment.

Construction Management/Construction Inspection  
Contract No. CM-766A  
(CLR/SJB)

At the February 26, 2024 Commissioners' Meeting, the Commission awarded Contract No. CM-766A, Construction Management/Construction Inspection Services for the I-78 New Jersey Roadway Rehabilitation and Power & Communication Infrastructure Improvements Project to Greenman-Pedersen, Incorporated (GPI) of Bridgewater, New Jersey for an amount not-to-exceed of \$2,405,208.16. GPI was provided with the Contract Notice of Award and Limited Notice to Proceed effective February 27, 2024. GPI's full Notice to Proceed was issued effective March 22, 2024.

GPI's current staff includes a full-time Resident Engineer, and one (1) part-time Project Manager. With the construction work on Contract T-766A winding down these two positions are anticipated to be phased off the project by Mid-August. Also, the part-time scheduler from Envision who is providing schedule update reviews will phase off of the project by the end of July. Once these individuals are phased out this Contract will be closed.

During this reporting period, GPI conducted and documented the Contract No. T-766A the Final On-site Inspection Meeting; continued monitoring the completion of items on the contractor's punch list; and, continued tracking and filing correspondence and various contract close out paperwork, along with on-site inspection of the contractor's ongoing work.

Construction  
Contract No. T-766A  
(CLR/SJB)

At the February 26, 2024 Commissioners' Meeting, the Commission awarded Contract No. T-766A, I-78 New Jersey Roadway Rehabilitation and Power & Communication Infrastructure Improvements to Crisdel Group, Incorporated (Crisdel) of South Plainfield, New Jersey for an amount not-to-exceed \$23,530,677.00. Crisdel was provided with Notice of Award and Limited Notice to proceed effective February 27, 2024. Crisdel's full Notice to Proceed was issued effective March 22, 2024.

# **DELAWARE RIVER JOINT TOLL BRIDGE COMMISSION**

**July 28, 2025**

## **PROJECT STATUS REPORT**

The contractor reached Contract Substantial Completion on February 19, 2025. During this reporting period, Crisdel participated in the Contract No. T-766A Final on-site Inspection Meeting; continued submitting correspondence and close out documentation paperwork Crisdel and their sub-contractor Tiffany Electric; continued field work consisting of continuing punch list work and or corrective work on all of the ESS cameras and other various punch list items; and completed demobilizing from their laydown area at the Alpha Gate location.

## **EASTON-PHILLIPSBURG TOLL BRIDGE**

### **E-P TB BROAD STREET VIADUCT SIDEWALK REPLACEMENT**

C-789A-1

(HMS/MEM)

On March 11, 2025, the Commission provided Pennoni Associates with Notice-to-Proceed for design services in support of replacement/rehabilitation of upstream and downstream sidewalks on the Easton-Phillipsburg toll bridge Broad Street viaduct. Commission Staff and the Pennoni team participated in a project kick-off meeting on March 25, 2025. Field condition assessment commenced on April 15, 2025 and has been completed. Pennoni Associates is developing a Conditions Assessment Report (CAR).

## **PORTLAND – COLUMBIA TOLL BRIDGE**

### **NJ ROUTE 46 OVERPASS FASCIA GIRDER INSPECTION AND DESIGN**

Design

Task Order Assignment C-788A-8

(HDH/MEM)

On the afternoon of 7/18/2024 NJDOT's contractor (Greene Construction) for their NJ Route 46 Pavement Reconstruction Contract No. 000148100 was working on Route 46 WB, excavating their roadway below the Commission's bridge, Ramp over US Route 46 (#341). This bridge carries NJDOT Route 94 as an approach structure to the Portland-Columbia Toll Bridge. The excavator struck the lower flange of the south fascia girder (close to mid-span). A portion of the bottom flange was struck, which resulted in out-of-plane bending and a noticeable indentation in the flange and paint system failure. Based upon a visual inspection by personnel from the Commission's Engineering Department on 7/19/24, no rips or tears were immediately identified, nor any distress noted at the adjacent diaphragm or the nearest bearing. The bridge remains in-service with no current legal load restriction.

The overall objective of this task order assignment is to perform an inspection of the damaged girder and to prepare the necessary construction documents to allow a contractor to perform necessary repairs under a Job Order Contract.

Traffic Planning and Design, Inc (TPD) was provided with Notice to Proceed on March 5, 2025 to design repairs to the damaged girder. TPD has performed their field inspections, and provided their findings, which are currently under review.

# **DELAWARE RIVER JOINT TOLL BRIDGE COMMISSION**

**July 28, 2025  
PROJECT STATUS REPORT**

## **DELAWARE WATER GAP TOLL BRIDGE**

### **SPACE UTILIZATION PROGRAM STUDY INCLUDING NEW SALT STORAGE AND EQUIPMENT STORAGE BUILDINGS**

**Design  
Task Order Assignment No. C-771A-8  
(CLR/RJZ)**

This Task Order Assignment (TOA) with French & Parrello Associates (FPA) is for professional engineering services to perform a Space Utilization Study for the Delaware Water Gap Toll Bridge facilities. This includes new Salt Storage and Equipment Storage Buildings on recently purchased properties adjacent to the Toll Plaza and assess the space utilization of the existing Administration Building for an amount not-to-exceed of \$270,035.71. FPA was provided with the Notice to Proceed effective January 29, 2025.

During this reporting period FPA held and documented the Interview Session held with Commission Executive Staff. During the Interview Session FPA and their sub consultant US Architects provided and discussed in detail their updated pre-final programming spreadsheets and sketches for both the existing and future DWG TB Administrative and Maintenance Buildings; updated information on the existing and proposed Fuel Management Systems at E-P TB, P-C TB, DWG TB and M-M TB Facilities; updated possible locations for a Bridge Officer Shelter noting each location's line of sight for the Main River Bridge; and updated possible layouts for the Salt Storage and Equipment Buildings. Comments on each of the aforementioned items were provided to the Design Team by Commission Staff. FPA and US Architects can now move forward with finalizing their Draft Concept Study Report which will encompass details and recommendations on each of the aforementioned items.

## **MILFORD – MONTAGUE TOLL BRIDGE**

### **STRUCTURAL ANALYSIS AND REPAIRS**

**Design  
Task Order Assignment No. C-788A-4  
(HDH/MEM)**

During the biannual inspection of the Toll bridges, the Commission's General Engineering Consultant (GEC) and Commission personnel identified areas that require repair at the Milford-Montague Toll Bridge (MMTB). Areas of concern included: locations where the light post standards are attached to the top chord of the trusses; an incorrectly set curb plate at the pier 3 deck joint damaged during snowplow operations; severe concrete deterioration at the approach parapets; large spalls at the pier cap & bridge seats; differential between panels at the sidewalk mid-span.

Traffic Planning and Design, Inc (TPD) was provided with Notice to Proceed on October 21, 2024 to design repairs and verify/update bridge load ratings. TPD performed field visits to the



## **DELAWARE RIVER JOINT TOLL BRIDGE COMMISSION**

**July 28, 2025**

### **PROJECT STATUS REPORT**

bridge site in November. TPD has received additional information on the lighting at the bridge, which was discussed at the March progress meeting. Due to the structure member configurations from original construction, the desirable load-rating methodology is complex, which was unanticipated in the base scope of work. TPD has submitted a proposal for additional hours, which is under review.

A draft report regarding the Bridge Conditions and Lighting Assessment was submitted to the Commission and has been reviewed. TPD is currently coordinating with the Commission's General Engineering Consultant regarding potential additions to the work required per the latest bridge inspection of 2025.

### **MILFORD-MONTAGUE TOLL BRIDGE STORAGE BUILDING**

C-789A-2  
(HMS/SJB)

On June 6, 2025, the Commission provided Pennoni Associates with Notice-to-Proceed for design services in support of construction of a storage building at the Milford-Montague toll bridge facility. Commission Staff and the Pennoni team participated in a project kick-off meeting on June 11, 2025. Field survey and condition assessment commenced on June 18, 2025 and has been completed. Pennoni Associates is developing a Conditions Assessment Report.

# **DELAWARE RIVER JOINT TOLL BRIDGE COMMISSION**

**July 28, 2025  
PROJECT STATUS REPORT**

## **MULTIPLE FACILITIES AND/OR COMMISSION-WIDE CAPITAL PROGRAM MANAGEMENT CONSULTANT (CPMC) & DESIGN MANAGEMENT CONSULTANT (DMC) SERVICES FOR CAPITAL IMPROVEMENT PROJECTS**

### **CPMC SERVICES THROUGH DECEMBER 31, 2028**

**Task Order Assignment No. C-502A-1N  
(SJB/KMS)**

Task Order Assignment No. C-502A-1N was authorized on April 8, 2024 for the continuation of Capital Program Management Consultant (CPMC) Services through December 31, 2028. The budget currently authorized for this assignment is anticipated to cover full-staff CPMC Services through December 31, 2025. Services under this Task Order Assignment from January 1, 2026 through December 31, 2028. Under Task Order Assignment 502A-1M, AECOM continues to provide Capital Program Management Consultant (CPMC) Staff Augmentation Services for delivery of the Commission's Capital Program. AECOM is currently providing four (4) full-time Project Managers to oversee and administer various design and construction projects that are being advanced in the Capital Improvement Program.

CPMC staff will continue to provide support to the Commission in advancing the Capital Program in the following areas: procurement assistance, scheduling and cost control, programming/planning, Project Management, Program Area Management, technical support, design oversight and support, construction oversight and support, and oversight and support of the Job Order Contract (JOC) construction work, all including coordination with multiple Commission departments outside of Engineering.

### **UNDERWATER SUBSTRUCTURE IMPROVEMENTS DESIGN – ALL REGIONS**

**Design  
Contract No. C-782A  
(HDH/SJB)**

IH Engineers, P.C. of Princeton, New Jersey was awarded this contract and given full notice to proceed with the delivery of the executed agreement on August 18, 2023. In 2021 the Commission performed the 5-year interval underwater inspections of each of its river crossing bridges, to meet National Bridge Inspection Standards (NBIS) requirements. The findings of these inspections identified the need for bridge substructure repair and/or rehabilitation of existing scour remediation measures at bridge substructures below the water level. IH's scope is to prepare draft **Condition Assessment Report (CAR)** and a draft **Substructure Foundation Report (SFR)** that will include the substructures all of the Commissions main river bridge crossings. Where the CAR will outline the need for repairs and at which bridges, the SFR will be used as a source of information regarding the foundations and its susceptibility to flooding damage for the Commission in the future. Bi-weekly progress meetings are scheduled with the consultant.

# **DELAWARE RIVER JOINT TOLL BRIDGE COMMISSION**

**July 28, 2025**

## **PROJECT STATUS REPORT**

IH's subconsultants GPI and JMT have completed the in-depth field inspections for the preparation of the CAR and SFR. Draft CAR and SFR documents have undergone the submittal/review cycle between Commission staff and IH Engineers prior to meeting with NJDEP. A pre-application meeting with NJDEP was conducted on April 2, 2024 to review potential grout bag repair methods included in the CAR. NJDEP does not allow this method of construction in an underwater environment that is not completely "dry". Alternate repair methods are being developed by IH as the CAR continues to be progressed. IH is finalizing their reports and working on the preliminary design to support the effort to acquire the necessary permits.

IH has continued to work on both the **CAR** and **SFR**. A copy of both reports has been forwarded for constructability review under task order C-788A-6. Task Order Consultant TPD and their subconsultant Childs Engineering has performed a peer-review of the documents for four (4) bridges in the **CAR**. A meeting between Engineering and IH was held November 22<sup>nd</sup> to discuss Commission and TPD/Childs comments on the **SFR**. Revised pages of the SFR were received late December and were reviewed by Commission staff and TPD/Childs. IH indicates that revised reports (SFRs and CARs) are targeted for submittal in May.

A meeting with IH was held on May 28<sup>th</sup> at the Commission Admin building to discuss report submissions, delays in schedule and constructability of proposed design in the CAR report. A follow-up meeting with IH was held on June 5<sup>th</sup> to discuss constructability of the CAR report. IH and the Engineering Department are holding 'workshop' meetings to finalize the Condition Assessment Report and its recommendations.

## **CONSTRUCTABILITY REVIEW OF UNDERWATER SUBSTRUCTURE IMPROVEMENTS – ALL REGIONS (C-782A)**

**Design**

**Task Order Assignment No. C-788A-6  
(HDH/SJB)**

Under the standing C-788A Structural/Civil Task Order Agreement, Traffic Planning and Design, Inc. (TPD) along with their sub-consultant Childs Engineering will perform a constructability review of the design of the underwater pier repairs being prepared under Contract C-782A. TPD was provided with the full Notice-to-Proceed date of October 21, 2024.

On August 19<sup>th</sup> a pre-proposal/scoping meeting was held with TPD and Childs Engineering to discuss a peer review of IH's C-782A Condition Assessment Report (CAR) with emphasis on constructability. This report contains recommendations for underwater and scour remediation repairs to the main river bridge piers at each river crossing.

The CAR and SFR were delivered to TPD who provided a submittal of the draft constructability review for the C-782A contract Condition Assessment Report on November 27<sup>th</sup>, 2024. This report was reviewed by Commission staff, and a meeting was held with TPD and Childs to discuss findings. IH is incorporating agreed-upon peer review suggestions into the design.

# **DELAWARE RIVER JOINT TOLL BRIDGE COMMISSION**

**July 28, 2025**  
**PROJECT STATUS REPORT**

## **BRIDGE INSPECTION PLATFORM LAYOUT AND DESIGN** **TOLL-SUPPORTED BRIDGES**

Design  
Task Order Assignment No. C-788A-5  
(HDH/MEM)

The purpose of this project is to develop detailed temporary rigging access platforms, cabling and attachment details for internal Commission use. Rigging access is needed to inspect and maintain the underside of the Commission's Toll-Supported Bridges. The rigging system shall be designed to be efficiently installed, operated, and maneuvered by Commission staff.

Traffic Planning and Design, Inc (TPD) was provided with Notice to Proceed on September 24, 2024. A kick-off meeting was held on October 6. After field site visits during the October month, a meeting was held with Maintenance, Engineering, TPD and TPD's subconsultant Malick Sherer (MS). A draft report was received on January 20<sup>th</sup>, was reviewed by Commission staff. A progress Meeting was held March 20, 2025, during which TPD was asked to take an additional review of the more difficult to access bridges.

## **EXIGENT SUBSTRUCTURE MASONRY REHABILITATION**

Construction Contracts No:

TS-694B – Lumberville-Raven Rock TSB Exigent Substructure Masonry Rehabilitation  
TS-694C – Calhoun Street TSB Exigent Substructure Masonry Rehabilitation  
TS-694D – Washington Crossing TSB Exigent Substructure Masonry Rehabilitation  
TS-694E – Riverton-Belvidere TSB Exigent Substructure Masonry Rehabilitation  
(EVO/MEM)

These contracts are for the rehabilitation of existing masonry joints at the abutments, piers, and retaining walls at four (4) locations as directed by the Commission. These exigent substructure masonry rehabilitation projects are an extension of the TS-694A - New Hope – Lambertville Toll-Supported Bridge Rehabilitation Design. This work includes the cleaning and repointing of existing masonry joints, the removal and salvaging existing masonry, constructing mortar beds, placing stones back in their original locations, and repointing courses on piers, abutments at designated locations as directed by the Commission. The contractor, Torrado Construction (Torrado) and the inspector communicated daily and recorded the linear footage of repointing on each face the substructure units.

Torrado began work at the first bridge site, Lumberville-Raven Rock, on July 23, 2024, and was substantially complete on October 9, 2024. Torrado completed the spall repair located at the bottom of the Pier 2 nose at Lumberville-Raven Rock on November 11, 2024 once the additional spall repair material ordered was available. They also completed the repointing at Pier 4 at the Calhoun Street bridge on November 13, 2024, at which time Torrado demobilized operations for the winter.

# **DELAWARE RIVER JOINT TOLL BRIDGE COMMISSION**

**July 28, 2025**

## **PROJECT STATUS REPORT**

Repointing at Washington Crossing was completed on June 17, 2025. Due to the high-water levels at Washington Crossing, Torrado began repointing at Riverton-Belvidere on June 12, 2025. Torrado returned to the Riverton-Belvidere site on June 18, 2025 to continue the repairs. Repointing at Riverton-Belvidere was completed on July 3, 2025. This completes all of the designated repointing repairs at the four (4) bridge locations.

## **BRIDGE MONITOR SHELTER ENHANCEMENTS PROGRAM DEVELOPMENT**

Task Order Assignment No. C-771A-1  
(WMC/KMS)

French & Parrello Associates, P.A. and their sub-consultant, USA Architects, Planners + Interior Designers are developing a system-wide program to enhance the Commission's inventory of bridge monitor shelters. Throughout the reporting period, work involved refining shelter prototypes, developing site plans and drafting the summary report. Status meetings were held June 12th and June 26th to review progress.

## **ELECTRONIC SURVEILLANCE / DETECTION SYSTEM**

### **NETWORK VIDEO MANAGEMENT SYSTEM (NVMS) INTEGRATOR SERVICES**

Contract No. DB-768A  
(WMC/KMS)

Dynamic Security, LLC (dba Secuni) continued to provide maintenance services of headend type equipment in support of the Electronic Surveillance / Detection System (ESS) under the direction of the Commission's Public Safety and Bridge Security Department, who operates the system from the Control Centers located at the New Jersey State Police's Regional Operation and Information Center (ROIC) in West Trenton, New Jersey and the New Hope-Lambertville Toll Bridge facility in New Hope, Pennsylvania.

Throughout the reporting period, work efforts focused on developing the implementation plan for the deployment of an Endpoint Detection and Response solution across the ESS.

## **ELECTRONIC TOLL COLLECTION**

### **CUSTOMER SERVICE CENTER/VIOLATION PROCESSING CENTER PROJECT**

Contract No. DB-584A  
(CAS/KMS)

Commission Staff are working with the New Jersey E-ZPass Customer Service Center (NJ E-ZPass CSC) provider, Conduent, to implement IAG Interface Control Document (ICD) version 1.60. This will allow CSCs to receive data and process transactions from other transponder protocols such as SeGo and 6C, in addition to the current TDM protocol, as well as other functionalities. Testing is completed with the NJ E-ZPass CSC and the Inter Agency Group Hub and go-live is tentatively scheduled for July 27, 2025.

Conduent continues to develop the **real time digital payment function** at the NJ E-ZPass CSC for toll by plate customers. Conduent revised the terms and conditions that will be displayed

## **DELAWARE RIVER JOINT TOLL BRIDGE COMMISSION**

**July 28, 2025**

### **PROJECT STATUS REPORT**

on the NJ E-ZPass website, and comments were provided from the NJTA. Conduent has released this functionality into the NJ CSC software, and they are proceeding with testing it through a small group of individuals.

The NJ E-ZPass CSC launched the Amnesty Program in June 2025. NJ MVC legislation was passed and NJTA is working with the MVC on the programs. There are two programs: the Amnesty Program and the Vehicle Registration Suspension Program. The Amnesty Program must run for 180 days, with no lookback timeframe, meaning the program can go back as far as the violator wants to pay. Violation transactions after the start of the program are NOT eligible. The program is open to all violators (from any state), with tolls and fees that are \$500 or more prior to June 2025. The program must offer a 25% reduction of the fees, the program will collect 100% of the toll revenue. When applying payment, 100% of the toll amount will be satisfied first, followed by AET fees and administrative fees. The amount owed must be paid in full or no payment plan. A violator may make arrangements for a payment plan, outside of the Amnesty Program. For the NJ MVC Vehicle Registration Suspension, the transactions criteria include all NJ E-ZPass agency violations, unpaid tolls, administration fees and AET fees totaling \$500 or more; or 60 or more violations with at least one having occurred after January 2024 (legislation date).

The NJTA, as the lead agency, is facilitating all meetings with the other agencies and Conduent to manage the implementation of outstanding system elements for the New Jersey E-ZPass Customer Service Center.

### **ELECTRONIC TOLL COLLECTION SYSTEM REPLACEMENT**

Design, Build and Maintain  
Contract No. DB-540A  
(CAS/KMS)

Commission Staff are working with TransCore and the NJ E-ZPass CSC provider, Conduent, to implement IAG Interface Control Document (ICD) version 1.60. This will allow CSCs to receive data and process transactions from other transponder protocols such as SeGo and 6C, in addition to the current TDM protocol, as well as other functionalities. Testing is complete with the Inter Agency Group Hub, go-live is tentatively scheduled for July 27, 2025.

TransCore staff focused on strengthening Lane 1 at the New Hope – Lambertville Toll Bridge as this will be the only functioning lane during phase 2 of the AET construction project. This work included replacing the IDRIS roadway loops and isolating the cabling that supports the overhead lane equipment to avoid conflicts when the contractor dismantles the toll plaza canopy over Lanes 2 – 4.

Commission Staff and TransCore meet monthly to review and discuss system operational and maintenance items. A weekly call also takes place to briefly review system maintenance items for the week.

**DELAWARE RIVER JOINT TOLL BRIDGE COMMISSION**

**July 28, 2025  
PROJECT STATUS REPORT**

**JOB ORDER CONTRACTING SERVICES**

**JOB ORDER CONTRACTING PROGRAM MANAGER**

**Contract No. C-727A  
(WMC/KMS)**

The Gordian Group continued to provide program management services in support of the Commission's Job Order Contracting Program involving development of price proposals within the information management software as well as the construction management services in support of each individual job order.

**JOB ORDER CONTRACTING SERVICES  
FOR BRIDGE, HIGHWAY, AND CIVIL WORK – NORTH REGION  
Contract No. T/TS-784A  
(WMC/KMS)**

Representatives from Mount Construction Company participated in a training session on June 28, 2023 involving the JOC Information Management Software, using the Construction Task Catalog and the understanding the Job Order Development Process.

Notice-to-Proceed was issued effective July 1, 2023.

**JOB ORDER CONTRACTING SERVICES  
FOR BRIDGE, HIGHWAY, AND CIVIL WORK – SOUTH REGION  
Contract No. T/TS-785A  
(WMC/KMS)**

Representatives from Mount Construction Company participated in a training session on June 28, 2023 involving the JOC Information Management Software, using the Construction Task Catalog and the understanding the Job Order Development Process.

Notice-to-Proceed was issued effective July 1, 2023.

**JOB ORDER CONTRACTING SERVICES  
FOR BUILDING AND FACILITY WORK – NORTH REGION  
Contract No. T/TS-786A  
(WMC/KMS)**

Representatives from Mount Construction Company participated in a training session on June 28, 2023 involving the JOC Information Management Software, using the Construction Task Catalog and the understanding the Job Order Development Process.

Notice-to-Proceed was issued effective July 1, 2023.

# **DELAWARE RIVER JOINT TOLL BRIDGE COMMISSION**

## **July 28, 2025 PROJECT STATUS REPORT**

### **JOB ORDER CONTRACTING SERVICES FOR BUILDING AND FACILITY WORK – SOUTH REGION**

Contract No. T/TS-787A  
(WMC/KMS)

Representatives from A.P. Construction participated in a training session on June 28, 2023 involving the JOC Information Management Software, using the Construction Task Catalog and the understanding the Job Order Development Process.

Notice-to-Proceed was issued effective July 1, 2023.

### **GENERAL ENGINEERING CONSULTANT**

2023-2024 Annual Inspections  
Contract No. C-757A  
(HDH/MEM)

As the Commission's General Engineering Consultant (GEC), Pickering, Corts & Summerson (PCS) provided Annual Inspection Services for Toll Bridges in 2021 and 2023, and Toll-Supported bridges in 2022 and 2024. A modification to the GEC contract in November of 2024 provided PCS a second and last extension for the 2025-2026 cycle inspections.

Toll Bridges and Facilities are scheduled to be inspected April through August of 2025. A kick-off meeting for the 2025 inspections was held with Maintenance North and Central, Engineering and the GEC on February 25, 2025. An additional KO meeting with Maintenance South was held on March 10<sup>th</sup>. Toll-Supported Bridges and Facilities Annual Regular Inspections will be in 2026, Interim Inspections for the Load-Posted Toll-Supported Bridges began in the 2<sup>nd</sup> week of April of 2025 and are complete. Facilities and grounds at all Toll Bridges and the Langhorne Maintenance Yard have been inspected. Field inspections are complete at the Delaware Water Gap, Milford-Montague, Portland-Columbia, Easton-Phillipsburg and New Hope-Lambertville Toll Bridges. Inspections were started at I-78 and Trenton-Morrisville.

### **TOLL PLAZA RESTRIPIING**

Design  
Task Order Assignment No. C-760A-6  
(JRB/SJB)

Under this Task Order Assignment (TOA) the Consultant, Remington & Vernick Engineers (RVE), is providing professional consulting services to review, analyze, provide alternatives, and prepare construction plans for revised toll plaza and approach restriping at the seven (7) traditional toll plazas.

A kickoff meeting was held on October 5, 2023, via MS Teams. A research assessment report was submitted to the Commission on October 19, 2023, and a meeting was held on October 24, 2023, to discuss it. A revised report was submitted on November 20, 2023, for internal review



# **DELAWARE RIVER JOINT TOLL BRIDGE COMMISSION**

**July 28, 2025**

## **PROJECT STATUS REPORT**

and coordination. A status meeting was held on February 14, 2024. RVE submitted an updated assessment report based on additional Commission comments on February 21 and it is currently under review. RVE submitted preliminary plans on April 1, 2024, and comments were provided back to RVE on April 22. Plans for Interstate 78 and Trenton – Morrisville were finalized on May 20 and provided to Engineering staff to incorporate into the current T-766A I-78 I-NJ Roadway Rehabilitation and Power & Communication Infrastructure Improvements project and for the current procurement of T-746A Trenton – Morrisville Toll Bridge Roadway Paving and Deck Sealing Improvements. The Commission has received final submission for the remaining five (5) toll plazas, which is under review.

Due to timing of the upcoming AET conversion projects, the Commission is now investigating modifying scope of this project to include incorporating the new toll plaza striping with additional full facility restriping at the Easton – Phillipsburg, Portland – Columbia, and Delaware Water Gap Toll Bridges as they were last striped in 2015, 2015, and 2021, respectively.

## **TRAFFIC ENGINEERING CONSULTANT**

2021–2022/ 2023-2024 Annual Reports  
Task Order Assignment No. C-761A  
(CAS/ KMS)

Pennoni submitted an updated working model that includes the five (5) year Traffic and Toll Revenue projections. Revisions to the model address review comments from Commission Staff. Commission Staff, the Commission’s General Financial Advisor and Pennoni met to review the draft model. Pennoni is adding a toll adjustment scenario to the model and has started preparing the report.

## **TRAFFIC COUNT PROGRAM UPGRADE**

Contract No. DR-550A  
(JRB/CAS)

A Purchase Order was issued to Signal Service, Inc. of West Chester, PA (SS) for new overhead traffic counters radar units and support materials in April 2023. SS is a member of the Pennsylvania Department of General Services COSTARS Program.

Commission staff and Signal Service continue to monitor and reconfigure or recalibrate the sensors at many bridges when needed. There are a few bridges that are problematic, including Uhlerstown – Frenchtown, Upper Black Eddy – Milford, and Riverton – Belvidere where narrow approach roadways coupled with steel guiderail has caused issues with radar counts.

At the New Hope-Lambertville Toll-Supported bridge, on September 9, 2024, the traffic counter was relocated to the PA Approach. Counts continue to be monitored due to relocation of the traffic counter during construction and with removal of the one-way closure.

## **DELAWARE RIVER JOINT TOLL BRIDGE COMMISSION**

**July 28, 2025**

### **PROJECT STATUS REPORT**

SS was issued a Purchase Order for 2025 Maintenance Services, including quarterly preventative maintenance, on January 27, 2025.

On March 3, SS was on-site at Uhlerstown – Frenchtown and New Hope – Lambertville Toll-Supported Bridges to reconfigure the counters. Uhlerstown – Frenchtown was reconfigured due to ongoing construction under TS-642A U-F TSB Rehabilitation to account for the closure of the bridge in one direction. The New Hope – Lambertville TSB counter was reconfigured due to the lifting of the one-way closure under TS-694A NH-L TSB Rehabilitation, which has been ongoing for over a year. Additionally, the traffic counter was moved during construction and the closure and was not previously configured for two-way traffic counting at its current location.

On March 25, SS revisited Uhlerstown – Frenchtown TSB to reconfigure the traffic counter due to a lane shift of the closed lane for Contract No. TS-642A. It is anticipated there will be more lane shifts in the future as the contractor performs work, and each lane shift would require a recalibration to the counters to be able to account for traffic counting in a physically different location. Engineering staff and SS will try to coordinate recalibrations in a timely manner when traffic is shifted, but it is expected this will result in the loss of data for several days or weeks after a lane shift.

On March 25, SS began quarterly maintenance on all traffic counters. On March 25 and 26, SS performed maintenance on the Center – Bridge Stockton, Uhlerstown – Frenchtown, Upper Black Eddy – Milford, Riegelsville, Lower Trenton, Calhoun Street, and Washington Crossing Toll-Supported Bridges. Maintenance was also performed on the Scudder Falls Toll Bridge. Maintenance will continue into April on the remaining bridges.

On March 31, SS continued quarterly maintenance on New Hope – Lambertville, Northampton Street, and Riverton – Belvidere Toll-Supported bridges. Maintenance was also performed on Portland – Columbia Toll Bridge.

On April 29, maintenance was performed on Easton – Phillipsburg and Trenton – Morrisville Toll Bridges.

Engineering and SS will continue monitoring any issues with the sensors at other Toll-Supported Bridges where geometry and roadway appurtenances cause problems.

### **ELECTRONIC TOLL COLLECTION / TOLLING TASK ORDER CONSULTANT SOFT AET PROGRAM MANAGEMENT AND ROADWAY SIGN DESIGN**

Task Order Assignment No. C-770A-3  
(CAS/ KMS)

Job Order Contract agreements to support All Electronic Tolling (AET) in Place at the Trenton – Morrisville, I-78, Easton – Phillipsburg, and Delaware Water Gap Toll Bridges were executed with Mount Construction. Mount Construction completed all roadway sign installation work and pavement marking eradication. Mount Construction submitted the closeout documents for this effort.

## **DELAWARE RIVER JOINT TOLL BRIDGE COMMISSION**

**July 28, 2025**

### **PROJECT STATUS REPORT**

RK&K team is providing program management services for the transition to soft All Electronic Tolling (AET) under this task order assignment. The RK&K team reviewed the revised Project Management Plan and Requirements Traceability Matrix, and these documents were found acceptable for Contract DB-792A All Electronic Toll Collection System. The team reviewed several chapters of the System Detailed Design Document and comments were provided to TransCore. The RK&K team participated in the Business Rules Workshop with Commission Staff and TransCore.

### **IN-LANE ALL ELECTRONIC TOLL COLLECTION SYSTEM DESIGN, BUILD & MAINTAIN**

Contract No. DB-792A  
(CAS/ KMS)

Commission Staff, TransCore and the RK&K team participated in bi-weekly project status meetings. TransCore submitted the revised Project Management Plan and Requirements Traceability Matrix. These documents were reviewed by the RK&K team and found acceptable. TransCore submitted several chapters of the system Detailed Design Document. These documents were distributed for review and comments were provided to TransCore.

### **NEW JERSEY E-ZPASS SERVICES**

Contract No. DB-791A  
(CAS/ KMS)

For the Customer Service Center Services for the New Jersey E-ZPass Group (Category A), the New Jersey Turnpike Authority (NJTA) awarded the agreements at their Board Meeting. The NJTA issued their findings from the procurement challenge, concluding that the NJTA properly determined TransCore to be the most qualified responsible proposer. Accordingly, the hearing officer recommended that the award to TransCore should be sustained and the protest of Conduent be dismissed. Contract documents were provided from the NJTA for Category A Customer Service Center Services for the New Jersey E-ZPass Group. The document was provided to Commission counsel for review prior to execution.

The Category B agreement for License Plate Review Services for the New Jersey E-ZPass Group Contract documents was provided from the NJTA. The document was provided to Commission counsel for review prior to execution.

A meeting was coordinated with all the agencies that are included in the New Jersey E-ZPass Group and the management team for the implementation of the Customer Service Center Services for the New Jersey E-ZPass Group (Category A). The implementation will be led by North Highland with HNTB providing subject matter experts. Agencies are expected to assign staff to the various teams for the implementation. A kick-off meeting was with the agencies, management leads and TransCore. As TransCore submits various documents, they are being reviewed by the implementation team. Commission Staff are participating on their assigned implementation team meetings as needed. Meetings were held to review the business rules and the system architecture.

# **DELAWARE RIVER JOINT TOLL BRIDGE COMMISSION**

**Meeting of July 28, 2025**

## **OPERATIONS**

The following Pages reflect the reports on those items assigned to the Operations Department. Each item is reported separately and page numbered accordingly.

**DELAWARE RIVER JOINT TOLL BRIDGE COMMISSION**

**Meeting of July 28, 2025**

**OPERATIONS INDEX**

**FOR**

**PUBLIC SAFETY & BRIDGE SECURITY**

<b>SUBJECT</b>	<b>DESCRIPTION</b>	<b>PAGE NUMBER</b>
Public Safety & Bridge Security	Status Reports Month of June 2025	1-21

DELAWARE RIVER JOINT TOLL BRIDGE COMMISSION  
Meeting of July 28, 2025

PUBLIC SAFETY AND BRIDGE SECURITY  
The month of June 2025

The below-listed items represent meetings, communications, tasks, and projects involving the Public Safety and Bridge Security Department (PSBS):

Radio System

- PSBS personnel and the New Jersey State Police investigated various DRJTBC radio issues during June 2025.
- During June 2025, Motorola upgraded the radio consoles at the New Hope Control Center and started installing the wiring and radio consoles at the new Trenton-Morrisville Control Center.
- In June 2025, ESS Maintenance staff continued to work with the Regions and IT to update the Maximo radio inventory database.

Access Control System

- In June 2025, ESS Maintenance staff continued upgrading components of the Commission's access control system and adjusting doors to ensure the security of Commission facilities.
- In June 2025, the Access Control System (ACS) database was audited, and pictures were updated for employees and contractor cards.
- Various employee ACS rights were updated and changed at the supervisors' request.
- Various door alarms and ACS issues were investigated and addressed.
- Contractor and consultant temporary badges were issued for the New Hope-Lambertville AET conversion project.

Public Safety & Bridge Security

- PSBS continued to arrange various Pennsylvania State Police (PSP) enforcement details and safety checks at Commission bridges.
- PSBS Control Center (CC) continues to operate 24/7, detects, documents, and assists the regional bridges with various emergencies, traffic, and security-related incidents.

DELAWARE RIVER JOINT TOLL BRIDGE COMMISSION  
Meeting of July 28, 2025

PUBLIC SAFETY AND BRIDGE SECURITY  
The month of June 2025

- During June 2025, PSBS worked with Human Resources (HR) on various internal investigations.
- During June 2025, PSBS personnel worked with several police departments and DRJTBC personnel on various inquiries and investigations. As a result, PSBS personnel investigated 60 video requests.
- In June 2025, PSBS Staff attended the I-78 NJ Roadway Rehabilitation and Power & Communication Infrastructure meeting. All new roadway cameras have been installed and are still being adjusted accordingly.
- In June 2025, PSBS personnel reviewed and purged the ESS video storage database that contains copies of videos requested by DRJTBC personnel and outside agencies.
- In June 2025, PSBS continued working with Engineering to construct the Southern Operations & Maintenance Facilities – Trenton-Morrisville Control Center Project.
- In June 2025, work and testing continued at the New Hope Control Center on the Computer-Aided Dispatch System (CAD). To date, the system is now capable of attaching a limited number of pictures to the Incident Report in a timely manner and initial reports such as Alerts for the Southern Region Priority 2 Incidents open automatically in e-mail. Motorola is also looking into adding spell check to the CAD.
- PSBS Staff and Engineering continue to conduct Bi-Weekly meetings with Motorola and Carousel regarding the Trenton-Morrisville Control Center.
- In June 2025, PSBS attended and participated in the DRJTBC Monthly WPSC meeting.
- In June 2025, PSBS completed monthly NJSP and PSP billing processing.
- In June 2025, PSBS assisted in Security details for the DRJTBC monthly Committee and Commission meetings.
- In June 2025, new trainees at the Control Center continue to progress toward their respective squads. Both are well ahead of the curve at this point.
- In June 2025, PSBS Staff conducted interviews for vacant Corporal and Sergeant positions.

DELAWARE RIVER JOINT TOLL BRIDGE COMMISSION  
Meeting of July 28, 2025

PUBLIC SAFETY AND BRIDGE SECURITY  
The month of June 2025

- In June 2025, PSBS Staff participated in interviews for the vacant TSB Corporal position.

Electronic Security Surveillance (ESS) Maintenance

- In June 2025, ESS Maintenance responded to and closed 60 Maximo work orders for the Commission's ESS and radio systems.
- In June 2025, ESS Maintenance installed a panic button at the Delaware Water Gap for the EZ-Pass customer service employees
- In June 2025, ESS Maintenance continued support of the new training room at the New Hope Toll Bridge with drywall, painting, and electrical work.
- In June 2025, ESS Maintenance removed radios and equipment from vehicles marked for auction.

Miscellaneous Items

- During June 2025, Public Safety and Bridge Security (PSBS), along with Training and Employee Safety, conducted various practical training exercises throughout all three Regions for PSBS personnel.
- During June 2025, PSBS Staff conducted interviews for Bridge Monitor, Control Center Monitor, and ESS Technician postings.
- On June 30, 2025, a wrong way driver was immediately detected when he entered the Trenton-Morrisville Route 1 NB Route 29 off ramp and continued south in the Route 1 northbound lanes causing a serious three car accident. One vehicle was overturned and the wrong way driver had to be extricated from his vehicle. The wrong way driver actually passed a DRJTBC patrol in the wrong direction prior to the accident.



## June 2025 NJSP/PSP DRJTBC Combined Stats

Bridges	N/R Accidents		Reportable Accidents		Motorist Assists		Other	
	NJ	PA	NJ	PA	NJ	PA	NJ	PA
Milford-Montague Toll Bridge (R0440)	0	1	0	0	1	0	0	4
Delaware Water Gap Toll Bridge (N0641)	0	1	1	0	0	1	0	2
Portland-Columbia Pedestrian TSB (M0642)	0	0	0	0	0	0	0	0
Portland-Columbia Toll Bridge (M0643)	0	0	0	1	0	0	0	1
Riverton-Belvidere Toll Supported Bridge (M0644)	0	0	1	0	0	0	0	1
Easton-Phillipsburg Toll Bridge (M0645)	0	1	1	0	0	0	0	0
Northampton St TSB (M0646)	0	0	1	0	0	0	0	6
I-78 Toll Bridge (M0646)	0	1	3	2	1	6	0	38
Riegelsville Toll Supported Bridge (M0248)	0	0	0	0	0	0	0	1
Upper Black Eddy Milford Toll Supported (M0249)	0	0	0	0	0	0	0	0
Uhlertown Frenchtown TSB (M0250)	0	0	0	0	0	0	0	0
Lumberville Raven Rock TSB Ped. (M0251)	0	0	0	0	0	0	0	0
Centre Bridge Stockton TSB (M0252)	0	0	0	0	1	0	0	3
New Hope Lambertville Toll (M0253)	0	0	0	0	0	0	0	0
New Hope Lambertville TSB (M0254)	0	0	0	0	0	0	0	0
Washington Crossing TSB (M0355)	0	1	1	0	0	0	0	0
Scudder Falls Toll (M0356)	0	0	1	0	0	0	0	1
Calhoun St TSB (M0357)	0	0	0	0	0	0	0	0
Lower Trenton TSB (M0358)	0	1	0	0	0	0	0	29
Morrisville Trenton Toll (M0359)	0	4	1	1	0	1	0	3

	Citations	Warnings	Security Checks
New Jersey State Police	25	24	552
<b>Pennsylvania State Police</b>	142	199	953

# 2025 Overweight Turnaround/Overweight Crossing Report YTD

Totals

Belvidere	January	February	March	April	May	June	July	August	September	October	November	December	Year to date totals
Turnarounds	171	133	107	164	176	210							961
NJ Side	151	114	91	150	141	168							815
PA Side	20	19	16	10	35	42							142
Overweight Crossings	1	2	2	0	1	2							8
Northampton Street	January	February	March	April	May	June	July	August	September	October	November	December	Year to date totals
Turnarounds	672	527	574	662	728	817							3980
NJ Side	636	500	545	629	667	751							3728
PA Side	36	27	29	33	61	66							252
Overweight Crossings	0	5	2	7	6	7							27
Riegelsville	January	February	March	April	May	June	July	August	September	October	November	December	Year to date totals
Turnarounds	162	136	190	306	354	299							1447
NJ Side	116	109	148	234	243	212							1062
PA Side	46	27	42	72	111	87							385
Overweight Crossings	0	0	1	0	0	0							1
Frenchtown	January	February	March	April	May	June	July	August	September	October	November	December	Year to date totals
Turnarounds	121	151	34	33	31	27							397
NJ Side	118	141	6	33	1	1							300
PA Side	3	10	28	0	30	26							97
Overweight Crossings	2	2	0	0	0	2							6
Centre Bridge Stockton	January	February	March	April	May	June	July	August	September	October	November	December	Year to date totals
Turnarounds	66	95	84	49	114	112							520
NJ Side	59	89	80	39	99	85							451
PA Side	7	6	4	10	15	27							69
Overweight Crossings	4	0	2	5	8	4							23
New Hope Lambertville	January	February	March	April	May	June	July	August	September	October	November	December	Year to date totals
Turnarounds	192	188	140	136	216	212							1084
NJ Side	188	180	136	97	201	180							982
PA Side	4	8	4	39	15	32							102



Belvidere	January	February	March	April	May	June	July	August	September	October	November	December	Year to date totals
Overweight Crossings	0	1	0	1	1	2							5
Washington Crossing	January	February	March	April	May	June	July	August	September	October	November	December	Year to date totals
Turnarounds	113	115	131	121	215	225							920
NJ Side	110	93	106	110	198	190							807
PA Side	3	22	25	11	17	35							113
Overweight Crossings	3	2	2	0	1	1							9
Calhoun Street	January	February	March	April	May	June	July	August	September	October	November	December	Year to date totals
Turnarounds	66	129	113	69	137	140							654
NJ Side	51	101	91	55	121	125							544
PA Side	15	28	22	14	16	15							110
Overweight Crossings	4	0	1	2	0	0							7
Lower Trenton	January	February	March	April	May	June	July	August	September	October	November	December	Year to date totals
Turnarounds	37	228	285	96	269	389							1304
NJ Side	37	214	275	90	261	370							1247
PA Side	0	14	10	6	8	19							57
Overweight Crossings	0	9	10	19	32	17							87

# June 2025 Overweight Crossings-Central Region

6/30/2025

Bridge	Total Turnarounds	Total Overweights	Total Manned	Total Unmanned	NJSP Response	Summons Issued	Warnings Issued	PSP Response	Citations Issued	Warnings Issued2	Local Police Response	No Response
Riverton-Belvidere	210	2	0	2	2	1	1	0	0	0	0	0
Northampton St.	817	7	7	0	5	1	3	1	0	1	0	1
Riegelsville	299	0	0	0	0	0	0	0	0	0	0	0
Uhlerstown - Frenchtown	27	2	0	2	2	1	1	0	0	0	0	0
June Totals	1353	11	7	4	9	3	5	1	0	1	0	1
Bridge	Total Turnarounds	Total Overweights	Total Manned	Total Unmanned	NJSP Response	Summons Issued	Warnings Issued	PSP Response	Citations Issued	Warnings Issued	Local Police Response	No Response
Riverton-Belvidere	961	8	5	3	4	1	3	2	2	0	0	2
Northampton St.	3980	27	27	0	14	4	9	8	4	4	0	5
Riegelsville	1447	1	1	0	1	0	1	0	0	0	0	0
Uhlerstown - Frenchtown	397	6	3	3	6	4	2	0	0	0	0	0
	0	0	0	0	0	0	0	0	0	0	0	0
Year to Date Totals	6785	42	36	6	25	9	15	10	6	4	0	7



# June 2025 Overweight Crossings-Southern Region

6/30/2025

Bridge	Total Turnarounds	Total Overweights	Total Manned	Total Unmanned	NJSP Response	Summons Issued	Warnings Issued	PSP Response	Citations Issued	Warnings Issued2	Local Police Response	No Response
Lower Trenton	389	17	0	17	0	0	0	17	6	11	0	0
Calhoun Street	140	0	0	0	0	0	0	0	0	0	0	0
Washington Crossing	225	1	0	1	1	1	0	0	0	0	0	0
New Hope Lambertville	212	2	2	0	2	2	0	0	0	0	0	0
Centre Bridge Stockton	112	4	0	4	4	4	0	0	0	0	0	0
<b>June Totals</b>	<b>1078</b>	<b>24</b>	<b>2</b>	<b>22</b>	<b>7</b>	<b>7</b>	<b>0</b>	<b>17</b>	<b>6</b>	<b>11</b>	<b>0</b>	<b>0</b>
Bridge	Total Turnarounds	Total Overweights	Total Manned	Total Unmanned	NJSP Response	Summons Issued	Warnings Issued	PSP Response	Citations Issued	Warnings Issued	Local Police Response	No Response
Lower Trenton	1304	87	0	87	0	0	0	82	24	58	0	5
Calhoun Street	654	7	7	0	3	1	2	4	0	4	0	0
Washington Crossing	920	9	3	6	5	5	0	4	0	4	0	0
New Hope Lambertville	1084	5	5	0	2	2	0	2	0	2	0	1
Centre Bridge Stockton	520	23	2	21	21	13	8	2	1	1	0	0
<b>Year to Date Totals</b>	<b>4482</b>	<b>131</b>	<b>17</b>	<b>114</b>	<b>31</b>	<b>21</b>	<b>10</b>	<b>94</b>	<b>25</b>	<b>69</b>	<b>0</b>	<b>6</b>



# 2025 Supervisor Report YTD

Totals

Belvidere	January	February	March	April	May	June	July	August	September	October	November	December	Year to date totals
Bridge Checks	63	60	47	34	45	42							291
Code 100	0	0	0	0	0	0							0
DMV	0	0	0	0	0	0							0
Medical Emergency	0	1	0	0	0	0							1
MVA	0	0	0	0	1	0							1
Overweight Crossings	1	2	2	0	1	2							8
Northampton Street	January	February	March	April	May	June	July	August	September	October	November	December	Year to date totals
Bridge Checks	170	121	138	96	129	96							750
Code 100	0	0	0	1	1	1							3
DMV	0	0	0	0	0	0							0
Medical Emergency	2	0	0	0	0	1							3
MVA	2	0	0	0	1	1							4
Overweight Crossings	0	5	2	7	6	7							27
Riegelsville	January	February	March	April	May	June	July	August	September	October	November	December	Year to date totals
Bridge Checks	124	60	106	75	102	69							536
Code 100	0	0	0	0	0	0							0
DMV	0	0	0	0	0	0							0
Medical Emergency	0	1	0	0	0	1							2
MVA	1	0	0	0	0	0							1
Overweight Crossings	0	2	1	0	0	0							3
UBE	January	February	March	April	May	June	July	August	September	October	November	December	Year to date totals
Bridge Checks	53	59	44	37	46	43							282
Code 100	0	0	0	0	0	0							0
DMV	0	0	0	0	0	0							0
Medical Emergency	0	0	0	0	0	0							0
MVA	0	0	0	0	0	0							0
Overweight Crossings	0	0	0	0	0	0							0
Frenchtown	January	February	March	April	May	June	July	August	September	October	November	December	Year to date totals



Belvidere	January	February	March	April	May	June	July	August	September	October	November	December	Year to date totals
Bridge Checks	49	59	43	33	50	45							279
Code 100	0	0	0	0	0	0							0
DMV	0	0	0	0	0	0							0
Medical Emergency	0	0	0	0	0	0							0
MVA	1	0	0	0	0	0							1
Overweight Crossings	2	2	0	0	0	2							6
LVRP Pedestrian	January	February	March	April	May	June	July	August	September	October	November	December	Year to date totals
Bridge Checks	21	48	44	40	61	23							237
Code 100	0	0	0	0	0	0							0
Medical Emergency	0	0	0	0	0	0							0
Centre Bridge Stockton	January	February	March	April	May	June	July	August	September	October	November	December	Year to date totals
Bridge Checks	77	72	71	89	104	53							466
Code 100	0	0	0	0	0	0							0
DMV	0	0	0	0	0	0							0
Medical Emergency	0	0	0	0	0	0							0
MVA	0	0	0	0	1	0							1
Overweight Crossings	4	0	2	5	0	4							15
New Hope Lambertville	January	February	March	April	May	June	July	August	September	October	November	December	Year to date totals
Bridge Checks	76	94	81	103	119	61							534
Code 100	0	0	0	0	0	0							0
DMV	0	0	0	0	0	0							0
Medical Emergency	0	0	0	1	0	0							1
MVA	0	0	0	0	0	0							0
Overweight Crossings	0	1	0	1	1	2							5
Washington Crossing	January	February	March	April	May	June	July	August	September	October	November	December	Year to date totals
Bridge Checks	123	127	145	154	154	74							777
Code 100	0	0	0	0	0	0							0
DMV	0	1	0	4	0	0							5
Medical Emergency	0	0	0	0	0	0							0
MVA	2	2	0	3	1	2							10
Overweight Crossings	3	2	2	0	1	1							9



Belvidere	January	February	March	April	May	June	July	August	September	October	November	December	Year to date totals
Scudder Falls	January	February	March	April	May	June	July	August	September	October	November	December	Year to date totals
Bridge Checks	288	272	274	267	266	163							1530
Code 100	0	0	0	0	0	0							0
DMV	3	6	10	8	11	3							41
Medical Emergency	0	0	0	0	0	0							0
MVA	1	4	2	1	0	1							9
Calhoun Street	January	February	March	April	May	June	July	August	September	October	November	December	Year to date totals
Bridge Checks	128	121	138	145	143	82							757
Code 100	0	0	0	0	0	0							0
DMV	2	2	1	0	1	2							8
Medical Emergency	0	0	0	0	0	1							1
MVA	2	1	0	1	1	1							6
Overweight Crossings	4	0	1	2	0	0							7
Lower Trenton	January	February	March	April	May	June	July	August	September	October	November	December	Year to date totals
Bridge Checks	107	116	129	134	134	81							701
Code 100	0	0	0	0	0	0							0
DMV	0	1	0	0	0	3							4
Medical Emergency	0	0	0	0	0	1							1
MVA	4	1	0	1	1	3							10
Overweight Crossings	0	9	10	19	32	17							87



Electronic Security Surveillance System Maintenance Technician Report						
Work Order	Description	Date Created	Opened By	Date closed	Work Completed and Closed By	Not closed explanation
31124	Cameras SF5,16,35 are offline in genetech	8/4/2024	KCLARK			waiting on material
34609	SF58 and SF59 red in tree	1/23/2025	ELELIE			
35454	SF6 offline and red in tree since 8:00PM 3-5-2025	3/6/2025	SMITSTIFER	5/16/2025	GLELIE	
35569	Cameras SF40,41,45,46,47 and SF55 can zoom but don't pan or tilt	3/12/2025	JMONTGOMERY			
35576	-NJ Bridge Monitor advised the camera is not functioning . Camera is working	3/12/2025	MTAMPIER			
35637	Central region cad screen is black,was flashing for a while then went black	3/16/2025	ALEON			
35639	adjacent to toll plaza pixelated and does not play back.covers common accide	3/17/2025	SMITSTIFER			
35675	TM09 has no video	3/17/2025	ELELIE			
36226	office ESS computer monitor has "no volume" icon flashing on screen over ca	4/11/2025	SMITSTIFER			
36257	PC-144 lunchroom door -lock mechanism broken	4/14/2025	KRAIKE			
36420	LH005B does not open from Aiphone key button (0049 on Aiphone)	4/22/2025	SMITSTIFER			
36697	I78 Camera 7813	5/5/2025	HZINK	5/5/2025		
36785	I78 Camera 78w04 offline and red in the tree	5/8/2025	HZINK			
36791	NHL03,07,17 Cameras offline	5/8/2025	HZINK			
36901	I78 employee ent aiphone only rings supervisors desk	5/13/2025	KRAIKE			
36959	Camera 7831 MP 1.19 nj ptz offline and red in tree	5/15/2025	DUNANGST			
36994	DWG 10,12,18 offline and red in tree,possible lightning strike	5/16/2025	SMITSTIFER			
36995	CP generator did not run during outage	5/16/2025	SMITSTIFER			
37003	ng back on video the bar at the bottom doesn't move and time doesn't move	5/19/2025	KCLARK			
37016	I78 Camera 7840 red in the tree and offline	5/19/2025	HZINK	6/2/2025	HZINK	
37085	trol center non of the fire alarms or duress buttons are coming on the pod wo	5/21/2025	KCLARK			
37086	Duress Button is not resetting correctly at the admin building	5/21/2025	KCLARK			
37087	/hen the Duress button is pushed it says click to view video and it doesn't wor	5/21/2025	KCLARK			
37088	e Aiphone when pushed on the employee side is not ringing at the SF admin d	5/21/2025	KCLARK			
37089	DWG09,13,15 offline and red in nav tree since 21:09 on 5-21-25	5/22/2025	SMITSTIFER			
37136	Camera NHL21 hazy	5/23/2025	DUNANGST	6/4/2025	GLELIE	
37146	CBS remote for the red light is not functioning	5/26/2025	SMITSTIFER			
37147	RP cameras going offline/online locally	5/26/2025	KRAIKE	5/28/2025	DUNANGST	
37249	will not hold its home position and the shelters have no control over camera p	5/29/2025	JTRINIAN	5/30/2025	GLELIE	
37250	I78/611 did not appear on the generator run report	5/29/2025	JMONTGOMERY			
37315	SFA06 Camera online but yellow in the tree	6/2/2025	HZINK	6/3/2025	Minutemen	
37317	CBS03 Hazy due to moisture	6/2/2025	ELELIE	6/2/2025	GLELIE	
37318	CBS09 Hazy due to moisture	6/2/2025	ELELIE	6/4/2025	GLELIE	
37345	Cameras TM02,TM03, and TM24 are offline and red in nav tree	6/4/2025	JMONTGOMERY	6/4/2025	GLELIE	
37431	PC OHD103 is red on the map but is shut and secured	6/7/2025	JTRINIAN	6/24/2025	HZINK	
37432	CS04 and CS13 went offline and red in nav tree at 1:57 am 6-9-25	6/9/2025	SMITSTIFER	6/9/2025	GLELIE	
37441	RV01-PA Approach picture distortion	6/9/2025	DUNANGST			
37442	EP door R321 is yellow in tree	6/9/2025	DUNANGST	6/10/2025	DUNANGST	
37522	UF08 Hazy	6/11/2025	DUNANGST			
37583	CBS01 Offline Red in the nav tree	6/16/2025	ALEON	6/16/2025	GLELIE	
37599	Door cr_102F is not closing properly when using it	6/16/2025	CREYES	6/18/2025	GLELIE	
37616	Cameras DWG9,13, & 1 offline & showing red in tree	6/16/2025	MTAMPIER	6/16/2025	DUNANGST	
37663	NHS08 & NHS16 are offline & red in nav tree	6/19/2025	JTRINIAN	6/20/2025	GLELIE	
37664	7807 is offline & red in nav tree	6/20/2025	JTRINIAN	6/20/2025	DUNANGST	
37674	EP-BP23 mobile radio in maintenance mode , unable to operate	6/20/2025	MTAMPIER	6/20/2025	DUNANGST	
37677	All cameras are offline at 1799 house red in tree	6/20/2025	ELELIE	6/20/2025	GLELIE	
37678	1799 House cameras are offline and red in tree	6/20/2025	ELELIE	6/20/2025	GLELIE	
37692	NHL01,20,21 are offline and showing red in tree after power outage	6/20/2025	MTAMPIER	6/23/2025	HZINK	
37696	TM12,20, & 21 are offline and showing red in tree	6/20/2025	MTAMPIER			
37698	DG03 is very foggy and makes everything barely visible	6/20/2025	CREYES			
37699	CBS Genetec computer will not boot showing hard disk error -Imminent failure	6/22/2025	MTAMPIER	6/23/2025	DUNANGST	
37700	MM08 dark picute Iris adjustment works but will not save	6/23/2025	KRAIKE			
37712	DG-RF04 has debris on it	6/23/2025	DUNANGST	6/24/2025	DUNANGST	
37719	PC-RF03 deris on camera	6/23/2025	DUNANGST	6/24/2025	DUNANGST	
37729	SF47 is red in the tree	6/24/2025	ELELIE			
37739	CBS02A-PA canal overpass and stairwell moisture	6/24/2025	DUNANGST			

## DELAWARE RIVER JOINT TOLL BRIDGE COMMISSION

MONTHLY ACTIVITY SERVICES RENDERED REPORTBRIDGE Riverton-BelvidereMONTH JuneYEAR 2025

ACTIVITY/SERVICE	WEEK OF 7-Jun	WEEK OF 14-Jun	WEEK OF 21-Jun	WEEK OF 28-Jun	TOTAL
Hours Worked	168	168	168	168	672
Patrols	72	67	69	59	267
Overweight Crossings	0	1	1	0	2
Overweights Refused	49	57	51	53	210
Pass Through	16	18	25	22	81
Disabled Vehicles	0	0	0	0	0
Accidents	0	0	0	0	0
Police Requests	6	4	9	9	28
Fire Dept. Requests	0	0	0	0	0
EMS / First Aid Requests	0	0	0	0	0
Traffic Control	1	1	1	6	9
Jumpers / Code 100	0	0	0	0	0
Public Interactions	57	62	59	27	205
Bicycle Warnings	3	2	4	4	13
Equipment Checks	13	13	16	13	55

**NOTES:**

## DELAWARE RIVER JOINT TOLL BRIDGE COMMISSION

## MONTHLY ACTIVITY SERVICES RENDERED REPORT

BRIDGE Northampton StreetMONTH JuneYEAR 2025

ACTIVITY/SERVICE	WEEK OF 7-Jun	WEEK OF 14-Jun	WEEK OF 21-Jun	WEEK OF 28-Jun	TOTAL
Hours Worked	336	336	342	336	1350
Patrols	157	161	154	160	632
Overweight Crossings	2	1	2	2	7
Overweights Refused	202	198	210	207	817
Pass Through	4	2	1	8	15
Disabled Vehicles	2	0	0	0	2
Accidents	0	0	0	0	0
Police Requests	2	1	1	2	6
Fire Dept. Requests	0	0	0	0	0
EMS / First Aid Requests	1	0	0	2	3
Traffic Control	27	40	10	43	120
Jumpers / Code 100	0	0	0	0	0
Public Interactions	154	138	99	177	568
Bicycle Warnings	57	17	12	29	115
Equipment Checks	25	22	24	25	96

**NOTES:**

## DELAWARE RIVER JOINT TOLL BRIDGE COMMISSION

MONTHLY ACTIVITY SERVICES RENDERED REPORTBRIDGE RiegelsvilleMONTH JuneYEAR 2025

ACTIVITY/SERVICE	WEEK OF 7-Jun	WEEK OF 14-Jun	WEEK OF 21-Jun	WEEK OF 28-Jun	TOTAL
Hours Worked	336	336	336	336	1344
Patrols	163	149	143	133	588
Overweight Crossings	0	0	0	0	0
Overweights Refused	77	75	74	73	299
Pass Through	7	4	6	5	22
Disabled Vehicles	0	0	0	0	0
Accidents	0	0	0	0	0
Police Requests	0	0	0	0	0
Fire Dept. Requests	0	0	0	0	0
EMS / First Aid Requests	0	0	0	0	0
Traffic Control	3	1	9	4	17
Jumpers / Code 100	0	0	0	0	0
Public Interactions	88	59	65	86	298
Bicycle Warnings	0	0	4	1	5
Equipment Checks	22	29	26	22	99

NOTES:

## DELAWARE RIVER JOINT TOLL BRIDGE COMMISSION

## MONTHLY ACTIVITY SERVICES RENDERED REPORT

BRIDGE Upper Black Eddy-MilfordMONTH JuneYEAR 2025

ACTIVITY/SERVICE	WEEK OF 7-Jun	WEEK OF 14-Jun	WEEK OF 21-Jun	WEEK OF 28-Jun	TOTAL
Hours Worked	104	112	108	84	408
Patrols	45	54	50	34	183
Overweight Crossings	0	0	0	0	0
Overweights Refused	0	0	0	0	0
Pass Through	0	0	0	0	0
Disabled Vehicles	0	0	0	0	0
Accidents	0	0	0	1	1
Police Requests	0	0	0	1	1
Fire Dept. Requests	0	0	0	0	0
EMS / First Aid Requests	0	0	0	0	0
Traffic Control	0	0	0	0	0
Jumpers / Code 100	0	0	0	0	0
Public Interactions	45	55	37	15	152
Bicycle Warnings	9	1	5	6	21
Equipment Checks	6	9	9	3	27

**NOTES:**

## DELAWARE RIVER JOINT TOLL BRIDGE COMMISSION

MONTHLY ACTIVITY SERVICES RENDERED REPORTBRIDGE Uhlerstown-FrenchtownMONTH JuneYEAR 2025

ACTIVITY/SERVICE	WEEK OF 7-Jun	WEEK OF 14-Jun	WEEK OF 21-Jun	WEEK OF 28-Jun	TOTAL
Hours Worked	180	192	192	180	744
Patrols	19	26	38	19	102
Overweight Crossings	0	0	0	2	2
Overweights Refused	8	5	7	7	27
Pass Through	8	8	15	12	43
Disabled Vehicles	0	0	0	0	0
Accidents	0	0	0	0	0
Police Requests	0	0	0	0	0
Fire Dept. Requests	0	0	0	0	0
EMS / First Aid Requests	0	0	0	0	0
Traffic Control	0	0	0	0	0
Jumpers / Code 100	0	0	0	0	0
Public Interactions	23	20	42	34	119
Bicycle Warnings	13	13	19	19	64
Equipment Checks	8	14	16	13	51

**NOTES:**

## DELAWARE RIVER JOINT TOLL BRIDGE COMMISSION

MONTHLY ACTIVITY SERVICES RENDERED REPORTBRIDGE Portland-Columbia Pedestrian BridgeMONTH JuneYEAR 2025

ACTIVITY/SERVICE	WEEK OF 7-Jun	WEEK OF 14-Jun	WEEK OF 21-Jun	WEEK OF 28-Jun	TOTAL
Hours Worked	0	0	0	0	0
Patrols	0	0	0	0	0
Overweight Crossings	0	0	0	0	0
Overweights Refused	0	0	0	0	0
Pass Through	0	0	0	0	0
Disabled Vehicles	0	0	0	0	0
Accidents	0	0	0	0	0
Police Requests	0	0	0	0	0
Fire Dept. Requests	0	0	0	0	0
EMS / First Aid Requests	0	0	0	0	0
Traffic Control	0	0	0	0	0
Jumpers / Code 100	0	0	0	0	0
Public Interactions	0	0	0	0	0
Bicycle Warnings	0	0	0	0	0
Equipment Checks	0	0	0	0	0

**NOTES:**

## DELAWARE RIVER JOINT TOLL BRIDGE COMMISSION

## MONTHLY ACTIVITY SERVICES RENDERED REPORT

BRIDGE Centre-Bridge StocktonMONTH JuneYEAR 2025

ACTIVITY/SERVICE	WEEK OF 7-Jun	WEEK OF 14-Jun	WEEK OF 21-Jun	WEEK OF 30-Jun	TOTAL
Hours Worked	152	132	156	192	632
Patrols	67	55	76	90	288
Overweight Crossings	1	0	0	3	4
Overweights Refused	20	23	37	32	112
Pass Through	17	7	8	19	51
Disabled Vehicles	0	0	0	0	0
Accidents	0	0	0	0	0
Police Requests	1	0	0	2	3
Fire Dept. Requests	1	0	0	0	1
EMS / First Aid Requests	0	0	0	0	0
Traffic Control	18	7	34	24	83
Jumpers / Code 100	0	0	0	0	0
Public Interactions	122	66	45	77	310
Bicycle Warnings	5	9	13	4	31
Other	0	0	0	0	0

**NOTES:**



## DELAWARE RIVER JOINT TOLL BRIDGE COMMISSION

MONTHLY ACTIVITY SERVICES RENDERED REPORTBRIDGE New Hope - LambertvilleMONTH JuneYEAR 2025

ACTIVITY/SERVICE	WEEK OF 7-Jun	WEEK OF 14-Jun	WEEK OF 21-Jun	WEEK OF 30-Jun	TOTAL
Hours Worked	328	336	336	432	1432
Patrols	144	124	132	170	570
Overweight Crossings	1	0	0	1	2
Overweights Refused	59	42	41	70	212
Pass Through	4	7	0	11	22
Disabled Vehicles	0	0	0	3	3
Accidents	0	0	0	0	0
Police Requests	2	0	0	0	2
Fire Dept. Requests	0	0	0	0	0
EMS / First Aid Requests	0	0	0	0	0
Traffic Control	15	34	15	44	108
Jumpers / Code 100	0	0	0	0	0
Public Interactions	532	421	344	512	1809
Bicycle Warnings	22	63	52	55	192
Other	0	0	0	0	0

**NOTES:**

## DELAWARE RIVER JOINT TOLL BRIDGE COMMISSION

MONTHLY ACTIVITY SERVICES RENDERED REPORTBRIDGE Washington CrossingMONTH JuneYEAR 2025

ACTIVITY/SERVICE	WEEK OF 7-Jun	WEEK OF 14-Jun	WEEK OF 21-Jun	WEEK OF 30-Jun	TOTAL
Hours Worked	172	144	164	196	676
Patrols	43	28	24	40	135
Overweight Crossings	1	0	0	0	1
Overweights Refused	71	48	49	57	225
Pass Through	7	4	1	4	16
Disabled Vehicles	1	1	0	0	2
Accidents	0	1	0	1	2
Police Requests	0	1	0	1	2
Fire Dept. Requests	0	1	0	0	1
EMS / First Aid Requests	0	0	0	0	0
Traffic Control	79	56	51	56	242
Jumpers / Code 100	0	0	0	0	0
Public Interactions	122	0	28	28	178
Bicycle Warnings	22	31	15	5	73
Other	0	6	0	0	6

**NOTES:**

## DELAWARE RIVER JOINT TOLL BRIDGE COMMISSION

MONTHLY ACTIVITY SERVICES RENDERED REPORTBRIDGE Calhoun StreetMONTH JuneYEAR 2025

ACTIVITY/SERVICE	WEEK OF 7-Jun	WEEK OF 14-Jun	WEEK OF 21-Jun	WEEK OF 30-Jun	TOTAL
Hours Worked	298	312	318	380	1308
Patrols	89	99	82	86	356
Overweight Crossings	0	0	0	0	0
Overweights Refused	23	32	31	54	140
Pass Through	2	3	0	4	9
Disabled Vehicles	0	0	1	0	1
Accidents	0	0	0	0	0
Police Requests	0	1	0	0	1
Fire Dept. Requests	0	0	0	0	0
EMS / First Aid Requests	0	0	0	0	0
Traffic Control	3	4	0	2	9
Jumpers / Code 100	0	0	0	0	0
Public Interactions	7	37	0	12	56
Bicycle Warnings	1	7	0	6	14
Other	0	0	0	0	0

**NOTES:**

## DELAWARE RIVER JOINT TOLL BRIDGE COMMISSION

MONTHLY ACTIVITY SERVICES RENDERED REPORTBRIDGE Lower TrentonMONTH JuneYEAR 2025

ACTIVITY/SERVICE	WEEK OF 7-Jun	WEEK OF 14-Jun	WEEK OF 21-Jun	WEEK OF 30-Jun	TOTAL
Hours Worked	194	180	196	240	810
Patrols	72	56	78	150	356
Overweight Crossings	12	0	2	3	17
Overweights Refused	75	148	43	123	389
Pass Through	15	4	8	1	28
Disabled Vehicles	0	0	0	1	1
Accidents	0	0	0	0	0
Police Requests	9	0	2	3	14
Fire Dept. Requests	0	0	0	0	0
EMS / First Aid Requests	0	0	0	0	0
Traffic Control	17	0	0	3	20
Jumpers / Code 100	0	0	0	0	0
Public Interactions	87	59	35	51	232
Bicycle Warnings	18	17	8	19	62
Other	0	0	0	0	0

**NOTES:**

DELAWARE RIVER JOINT TOLL BRIDGE COMMISSION

MONTHLY ACTIVITY SERVICES RENDERED REPORT

BRIDGE Lumberville - Raven Rock

MONTH June

YEAR 2025

ACTIVITY/SERVICE	WEEK OF 7-Jun	WEEK OF 14-Jun	WEEK OF 21-Jun	WEEK OF 30-Jun	TOTAL
Hours Worked					0
Patrols					0
Overweight Crossings					0
Overweights Refused					0
Pass Through					0
Disabled Vehicles					0
Accidents					0
Police Requests					0
Fire Dept. Requests					0
EMS / First Aid Requests					0
Traffic Control					0
Jumpers / Code 100					0
Public Interactions					0
Bicycle Warnings					0
Other					0

**NOTES:**

**DELAWARE RIVER JOINT TOLL BRIDGE COMMISSION**

**Meeting of July 28, 2025**

**OPERATIONS INDEX  
FOR  
MAINTENANCE & FLEET**

<b>SUBJECT</b>	<b>DESCRIPTION</b>	<b>PAGE NUMBER</b>
Maintenance & Fleet	Status Reports Month of June 2025	1-8

**DELWARE RIVER JOINT TOLL BRIDGE COMMISSION**  
**Meeting of July 28, 2025**

**Maintenance Report June 2025**

**Trenton-Morrisville/Southern Region Maintenance Center**

- Sweep RT 1
- Worked on light at TM
- Clean the floors at LH good house keeping
- Reset attenuator between lanes four and five at TM toll
- Removed graffiti in Trenton and Morrisville
- Had Larry, myself and 2 others for refresher TCC class
- Rick, Fred and myself took underground storage tank class
- Fred, Polly, Joe and Brian harness training
- Fred, Ricky, Joe, Manny and myself underground storage training
- Started RT 1 inspection
- Fixed lights down at Rt 1
- Changed filters at LH and d-mark
- Replaced a drain in lane 3 at TM toll

**Scudder Falls**

- Removed ceiling tile in ED office and found a cracked condensation pipe leaking.  
Repaired pipe
- Primed and painted ceiling tile in ED office to remove stain caused from the leaking pipe
- Power washed the Administration Building
- Removed all birds' nest from Administration building
- Tarred the Administration Building Parking Lot
- Fixed the float at the AET building septic system alarm was going off
- Swept 295 multiple times
- Fire Alarm Inspection AET and Administration Building
- Fire Alarm Repair 1799 House
- Fire Suppression Systems inspected AET and Administration Building
- Elevator PM was performed SF Administration and AET Building

**New Hope-Lambertville**

- Concrete roadway repairs at NHL. 202 NB Left and Right Lanes. Jack hammer, clean, and fill with rapid set concrete.
- Foot walk replacement project at WCTSB, removing old wooden planks and installing new pressure treated planks.
- Replaced a faucet in the 2nd floor men's room at NHL-T.

**DELWARE RIVER JOINT TOLL BRIDGE COMMISSION**  
**Meeting of July 28, 2025**

- Reset the License plate reader for NJSP at CBS.
- Assisted SF Maint in fixing a leaking pipe in Mr. Resta's office and repaired ceiling tiles.
- SF Maint assisted with repairing the traffic light at WCTSB.
- Removed graffiti on the NJ abutment wall at NHL.
- Shut down lanes at NHL and assisted with GEC inspection using the Aspen snooper.
- Installed two new blinds in the New Hope shelter.
- Installed new smoke / carbon monoxide detectors in all TSB shelters.

**I-78**

- Repaired sound barrier on I78 east over 611
- Assisted five days with bridge inspections
- Repaired potholes on bridge deck over 22
- Closed right lane east to clean bridge drains
- Replaced battery on 2018 edge (pool car)
- Three ESS vehicles had state inspection
- New starter and battery on ferris mower
- Mowed PA and NJ

**Easton-Phillipsburg**

- Pressure washed deck joints at TSB's
- Line striping at TSB's
- Installed no bicycle signage at UF
- Installed private property signage at EP/611 river access
- Replaced all street light bulbs at UF park & ride for Frenchtown
- Attenuator repairs Rt22 611 exit
- Wired RJ AC unit to permanent backup generator and replaced RJ shelter main breaker
- Replaced brakes on 16' f350
- Completed UST tank monitor inspection
- Continued with bridge inspection report repairs: overhead masonry repairs at Bank & 3rd Street

**Portland-Columbia**

- Took 3 trucks for PA state inspections
- Fertilize yards in PA
- Flushed drains, deck joints and scuppers on main bridge deck



**DELAWARE RIVER JOINT TOLL BRIDGE COMMISSION**  
**Meeting of July 28, 2025**

- Repaired patrol truck BP 24 for misfire in cylinder #1 (replaced Fuel Injector)
- 3 maintenance workers called in for incident # 2025-00001234
- Assisted engineers with facility inspections
- MW to DWG for flagger training
- MW to Trenton for harness training
- Fire extinguisher inspections

**Delaware Water Gap**

- Regraded and repaired the access road to under the Bridge
- Planted new landscape trees
- Repaired several bridge inspection items
- Mulched all flower beds
- Repaired cracked bricks in building walls
- Limed all lawns
- Placed chimney cap on flue pipe per inspection report
- Had bucket truck inspection
- Fertilized lawns
- Sent extra manpower to PC to cover daily tasks
- Swept roadway
- Trimmed all shrubs on the red stone bank
- Replaced coolant pipes on MACK
- Assisted Engineers on facility inspection

**Milford-Montague**

- Repaired stone area that was left from paving project, put it back to lawn with new topsoil and grass seed.
- Repaired rutted areas in PA with topsoil and seed
- Repaired eroded access road that leads to PA side under bridge.
- With approval, trimmed low branches with pole saw around the property.
- Replaced ice maker in toll kitchen refrigerator.
- Replaced faulty alternator on BP-6 patrol vehicle.
- Replaced batteries, battery harness, repaired corroded wiring, and welded/painted plow frame on Mack.
- Met with ESS techs to plan out additional camera coverage on NJ side of bridge.
- Met with Director Hauck to go over safety suggestions from WPSC.
- Started planning on additional lighting install for patrol truck area.
- Assisted Fyr-Fyter with fire extinguisher inspection good now until June 2026.
- Maintenance personnel attended mandatory Harassment training at DWG.

**DELWARE RIVER JOINT TOLL BRIDGE COMMISSION**  
**Meeting of July 28, 2025**

- Installed new street light pole on bridge deck.
- Limed and fertilized around property.
- Working on street lighting wiring issue on PA side approach by route 209.
- Met with surveyor and engineer for proposed storage building project.

**Fleet Report – June 2025**

**Highlights**

- ESS new Dodge Promaster Versalift bucket van delivered to I78 facility.
- Purchasing and Fleet working on next round of auction items.
- Three new Sewer Jet units for Southern, Central, and Northern regions were delivered.
- Two new Ford F350 plow spreader vehicles upfitting complete. Tentatively scheduled for delivery July 15<sup>th</sup>. Both EP facility vehicles.
- NHL facility Ford F-250 pickup vehicle upfitting complete. Scheduled for delivery July 15<sup>th</sup>.
- All new assets accounted for in Maximo with appropriate registration and insurance as required.
- Kenworth chassis arrived for NHL facilities' cone/ TMA vehicle. Vehicle enroute to J-TECH for upfitting. ETA for delivery is early October
- Sweeper COO request still in process. ETA is end of July.
- SRMC jet boat ready for delivery. Scheduled to ship from Louisiana end of next week.

**Repairs**

- **I78-** Windshield replaced on F-250 maintenance pickup.
- **MM-** 2019 Mack breakdown, serviced at Transedge Mack.
- **MM-** 2018 Interceptor needed alternator, belt, valve cover, timing grommet. In house.
- **MM-** Chevy 6500 rear brake repair. In house repair.
- **I78-** Ferris 3100 zero turn mower repaired. Outside auto expense.

**Miscellaneous Items**

- Recalls received and forwarded to RMS to schedule and complete.
- Registration renewals submitted as needed. DMV has multiple vehicles in backlog regarding registrations. Fleet is in communication with NJ DMV weekly regarding the outstanding overdue items.
- Added new vehicles/ equipment to Fleet insurance as needed.
- Supplied accounting with new asset spread sheets.

Southern Region  
LeVar Talley, Director of Maintenance  
Richard Taitt Deputy Director of Maintenance  
Larry Dubin, Regional Maintenance Supervisor, Trenton-Morrisville  
Charles Slack, Regional Maintenance Supervisor, New Hope-Lambertville

Trenton-Morriville Toll Bridge

Task	JAN	FEB	MAR	APR	MAY	JUN	JUL	AUG	SEP	OCT	NOV	DEC	Total Staffing-Hours
Bridge Maintenance	160	96	224	240	56	232							1,008
Bldg./Facilities Maintenance	2,840	2,112	2,848	2,736	2,288	1,800							14,624
Grounds Maintenance	200	240	600	816	816	768							3,440
Road Maintenance	160	112	176	264	72	104							888
Snow/Ice Maintenance	728	744	0	0	0	0							1,472
Vehicle Maintenance	376	272	360	256	312	192							1,768
Miscellaneous	40	64	96	24	96	144							464
Total Man-hours	4,504	3,640	4,304	4,336	3,640	3,240	0	0	0	0	0	0	23,664

New Hope-Lambertville Toll Bridge

Task	JAN	FEB	MAR	APR	MAY	JUN	JUL	AUG	SEP	OCT	NOV	DEC	Total Staffing-Hours
Bridge Maintenance	72	32	160	304	192	448							1,208
Bldg./Facilities Maintenance	788	544	712	496	616	484							3,640
Grounds Maintenance	96	104	368	392	368	464							1,792
Road Maintenance	184	232	120	352	160	224							1,272
Snow/Ice Maintenance	632	624	80	24	0	0							1,360
Vehicle Maintenance	216	104	232	160	144	48							904
Miscellaneous	136	104	240	176	360	192							1,208
Total Man-hours	2,124	1,744	1,912	1,904	1,840	1,860	0	0	0	0	0	0	11,384

Central Region  
LeVar Talley, Director of Maintenance  
Richard Taitt Deputy Director of Maintenance  
Steve Bosga, Regional Maintenance Supervisor, I-78  
Nat Amato, Regional Maintenance Supervisor, Easton-Phillipsburg

Easton-Phillipsburg Toll Bridge

Task	JAN	FEB	MAR	APR	MAY	JUN	JUL	AUG	SEP	OCT	NOV	DEC	Total Staffing-Hours
Bridge Maintenance	368	272	416	304	560	336							2,256
Bldg./Facilities Maintenance	744	496	632	880	688	472							3,912
Grounds Maintenance	360	200	752	1,104	832	808							4,056
Road Maintenance	432	256	704	224	216	344							2,176
Snow/Ice Maintenance	504	608	0	0	0	0							1,112
Vehicle Maintenance	232	160	304	152	136	224							1,208
Miscellaneous	0	0	24	32	56	48							160
Total Man-hours	2,640	1,992	2,832	2,696	2,488	2,232	0	0	0	0	0	0	14,880

I-78 Toll Bridge

Task	JAN	FEB	MAR	APR	MAY	JUN	JUL	AUG	SEP	OCT	NOV	DEC	Total Staffing-Hours
Bridge Maintenance	0	0	0	0	40	0							40
Bldg./Facilities Maintenance	1,256	936	1120	864	744	652							5,572
Grounds Maintenance	152	200	472	496	576	816							2,712
Road Maintenance	16	8	320	192	48	0							584
Snow/Ice Maintenance	312	376	0	0	0	0							688
Vehicle Maintenance	304	200	192	240	216	136							1,288
Miscellaneous	8	24	80	32	16	0							160
Total Man-hours	2,048	1,744	2,184	1,824	1,640	1,604	0	0	0	0	0	0	11,044

Northern Region  
LeVar Talley, Director of Maintenance  
Richard Taitt Deputy Director of Maintenance  
William Kresge, Regional Maintenance Supervisor - Portland Columbia  
James Gower, Regional Maintenance Supervisor - Delaware Water Gap  
Matt Meeker, Regional Maintenance Supervisor - Milford-Montague

Portland-Columbia Toll Bridge

Task	JAN	FEB	MAR	APR	MAY	JUN	JUL	AUG	SEP	OCT	NOV	DEC	Total Staffing-Hours
Bridge Maintenance	0	0	270	144	16	16							446
Bldg./Facilities Maintenance	556	438	422	444	400	388							2,648
Grounds Maintenance	136	148	122	261	268	266							1,201
Road Maintenance	0	0	25	195	12	0							232
Snow/Ice Maintenance	110	218	32	0	0	0							360
Vehicle Maintenance	232	158	218	90	118	75							891
Miscellaneous	8	32	64	110	8	24							246
Total Man-hours	1,042	994	1,153	1,244	822	769	0	0	0	0	0	0	6,024

Delaware Water Gap Toll Bridge

Task	JAN	FEB	MAR	APR	MAY	JUN	JUL	AUG	SEP	OCT	NOV	DEC	Total Staffing-Hours
Bridge Maintenance	0	8	16	311	136	16							487
Bldg./Facilities Maintenance	992	852	1,020	920	520	604							4,908
Grounds Maintenance	216	188	224	376	544	560							2,108
Road Maintenance	208	65	244	80	220	176							993
Snow/Ice Maintenance	168	384	0	64	0	0							616
Vehicle Maintenance	320	208	192	128	160	196							1,204
Miscellaneous	40	24	56	64	72	184							440
Total Man-hours	1,944	1,729	1,752	1,943	1,652	1,736	0	0	0	0	0	0	10,756

Milford-Montague Toll Bridge

Task	JAN	FEB	MAR	APR	MAY	JUN	JUL	AUG	SEP	OCT	NOV	DEC	Total Staffing-Hours
Bridge Maintenance	0	0	0	144	16	0							160
Bldg./Facilities Maintenance	670	540	638	544	472	520							3,384
Grounds Maintenance	62	64	112	148	312	292							990
Road Maintenance	0	0	32	56	24	32							144
Snow/Ice Maintenance	69	76	0	4	0	0							149
Vehicle Maintenance	176	144	202	88	200	178							988
Miscellaneous	0	0	16	24	48	64							152
Total Man-hours	977	824	1,000	1,008	1,072	1,086	0	0	0	0	0	0	5,967

**DELAWARE RIVER JOINT TOLL BRIDGE COMMISSION**

**Meeting of July 28, 2025**

**USE OF FACILITIES REQUEST REPORT**

**MONTH OF JUNE 2025**

SUBJECT	DESCRIPTION	PAGE NUMBER
Use of Facilities	Use of Facilities Request-Month of June 2025	1

# DELAWARE RIVER JOINT TOLL BRIDGE COMMISSION

Meeting of July 28, 2025

## PROPERTY REPORT

### Use of Commission Facilities

Facility	Organization	Date/Time	Description of Use
New Hope Toll Bridge	WSP Engineering	April 28, 2025, through June 13, 2025	Paint mapping targets and locate via survey GPS equipment.
New Hope Toll Supported Bridge	Cut Above Vegetation Services (Treeways)	June 6, 2025 through August 15, 2025	Parking on Commission Property in Lambertville
New Hope Toll Bridge	Asphalt Paving Systems Inc.	April 2, 2025, through November 28, 2025	UOF Asphalt Paving Systems Inc. Route 206 Construction Signs
Delaware Water Gap	Della Pello Paving	June 23, 2025 through September 30, 2025 (6:00 p.m. – 5:00 a.m.)	Installing workzone signs and advance warning signs for lane closures on Route 80 Eastbound
Easton Phillipsburg	Comcast Cable	May 19, 2025, through November 19, 2025	Trench asphalt and place coax under Thruway