

DELAWARE RIVER
JOINT TOLL BRIDGE COMMISSION
MINUTES
MEETING OF JANUARY 31, 2022

DELAWARE RIVER JOINT TOLL BRIDGE COMMISSION

MEMBERS OF THE COMMISSION

NEW JERSEY

HONORABLE MICHAEL B. LAVERY

Chairman

HONORABLE ALADAR KOMJATHY

HONORABLE GARRETT LEONARD VAN VLIET

HONORABLE LORI CIESLA

HONORABLE YUKI MOORE LAURENTI

Treasurer

PENNSYLVANIA

HONORABLE PAMELA JANVEY

Vice Chair

HONORABLE DANIELLA DE LEON

HONORABLE ISMAIL A. SHAHID

HONORABLE DANIEL GRACE

HONORABLE JOHN D. CHRISTY

Secretary

DELAWARE RIVER JOINT TOLL BRIDGE COMMISSION

STANDING COMMITTEES

FINANCE, INSURANCE MANAGEMENT AND OPERATIONS

PENNSYLVANIA: Grace, Shahid

NEW JERSEY: Ciesla,*, Laurenti

PROJECTS, PROPERTY AND EQUIPMENT

PENNSYLVANIA: Christy*, De Leon

NEW JERSEY: Lavery, VanVliet

PROFESSIONAL SERVICES

PENNSYLVANIA: Grace, Janvey

NEW JERSEY: Komjathy, VanVliet*

PERSONNEL

PENNSYLVANIA: Janvey*, Grace

NEW JERSEY: Ciesla, Komjathy

AUDIT COMMITTEE

PENNSYLVANIA: Janvey, Shahid*

NEW JERSEY: Laurenti, Lavery

ADMINISTRATIVE COMMITTEE

PENNSYLVANIA: Grace, Shahid

NEW JERSEY: Ciesla, Laurenti*

Chairman and Vice Chair are Ex-Officio of All Committees

*Chairperson of Committee

DELAWARE RIVER JOINT TOLL BRIDGE COMMISSION
RECAPITULATION OF COMMITTEE MEMBERSHIP

Lavery	(1)	Ex-Officio of all Committees
	(2)	Projects, Property and Equipment
	(3)	Audit Committee
Laurenti	(1)	Finance, Insurance Management and Operations
	(2)	Audit Committee
	(3)	Administrative Committee (Chairperson)
VanVliet	(1)	Projects, Property and Equipment
	(2)	Professional Services (Chairperson)
Ciesla	(1)	Finance, Insurance Management and Operations (Chairperson)
	(2)	Personnel
	(3)	Administrative Committee
Komjathy	(1)	Professional Services
	(2)	Personnel
Janvey	(1)	Ex-Officio of all Committees
	(2)	Personnel Committee (Chairperson)
	(3)	Audit Committee
Grace	(1)	Finance, Insurance Management and Operations
	(2)	Professional Services (Chairperson)
	(3)	Personnel
	(4)	Administrative Committee
Christy	(1)	Projects, Property and Equipment (Chairperson)
De Leon	(1)	Projects, Property and Equipment
Shahid	(1)	Finance, Insurance Management and Operations
	(2)	Audit Committee (Chairperson)
	(3)	Administrative Committee

DELAWARE RIVER JOINT TOLL BRIDGE COMMISSION

PROFESSIONAL ASSOCIATES

CONSULTING ENGINEERS

PICKERING, CORTS & SUMMERSON, INC.
Newtown, Pennsylvania

LEGAL COUNSEL

ARCHER
Philadelphia, Pennsylvania

FLORIO, PERRUCCI, STEINHARDT & CAPPELLI
Phillipsburg, New Jersey

LABOR COUNSEL

STRADLEY, RONON
Philadelphia, Pennsylvania

CHISEA, SHAHINIAN & GIANTOMASI
West Orange, New Jersey

AUDITOR

MERCADIEN, P.C.
Hamilton, New Jersey

FINANCIAL ADVISOR

ACACIA FINANCIAL GROUP
Mt. Laurel, New Jersey

COMMUNICATIONS CONSULTANT

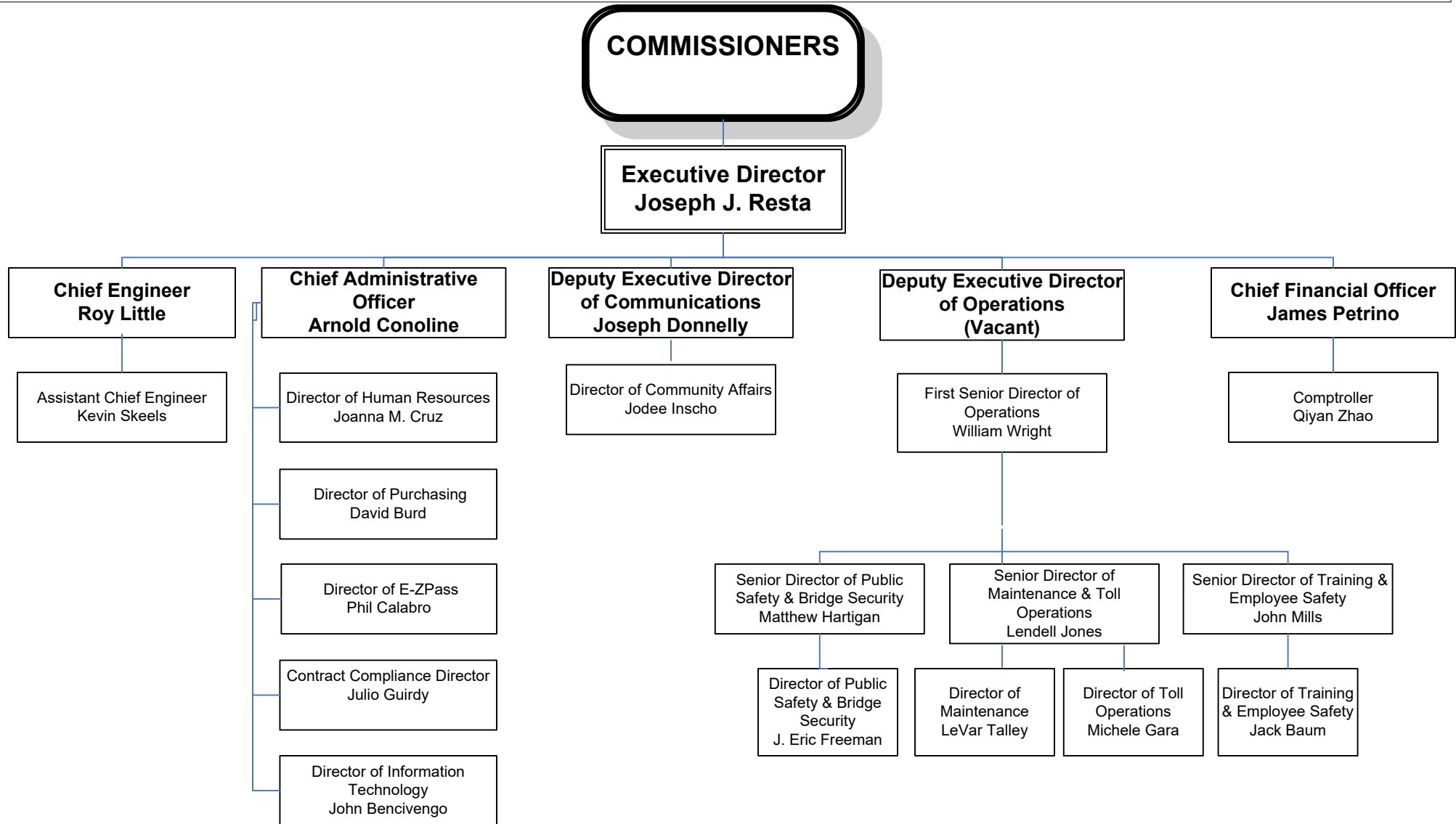
BELLVUE COMMUNICATIONS
Philadelphia, Pennsylvania

INVESTMENT ADVISOR

STONERIDGE PMG ADVISORS, LLC
Radnor, Pennsylvania

DELAWARE RIVER JOINT TOLL BRIDGE COMMISSION

ORGANIZATION CHART



DELAWARE RIVER JOINT TOLL BRIDGE COMMISSION

Meeting of January 31, 2022

INDEX TO MINUTES

	PAGE
1. Call to Order	1
2. Appearances.....	1 - 2
3. Roll Call.....	2
4. Welcome Remarks of the Executive Director	2
5. Introduction of Comments from the Public	2
6. Executive Director's Report	2 - 3
7. Approval of Minutes for Commission Meeting Held December 20, 2021	3
8. Approval of Operations Report Month of December 2021	4
9. Selection of Financial Advisor- Appointment of Independent Registered Municipal Advisor (IRMA).....	4 - 5
10. Approval for Retirement Benefits, Roy Little Jr., Chief Engineer, Engineering	5 - 6
11. Appointment of Frederick Bair to Custodial Worker, Southern Region, Operations/Maintenance & Toll Operations.....	7
12. Transfer of Stephen Mongiovi, Bridge Monitor I, Southern Region, Operations/Public Safety & Bridge Security.....	7 - 8
13. Appointment of Glenn Salt, Bridge Monitor II, Southern Region, Operations/Public Safety & Bridge Security.....	8 - 9
14. Appointment of William Spenser, Bridge Monitor II, Central Region, Operations/Public Safety & Bridge Security.....	9 - 10

DELAWARE RIVER JOINT TOLL BRIDGE COMMISSION

Meeting of January 31, 2022

15.	Transfer of Wade Caccesse to Maintenance Worker III, Central Region, Operations/Maintenance & Toll Operations.....	10 - 11
16.	Appointment of Mark Dolton to Bridge Security Assistant Coordinator, Southern Region, Operations/Public Safety & Bridge Security.....	11 - 12
17.	Appointment of Stephen Bartzak Sr., to Bridge Security Assistant Coordinator, Central Region, Operations/Public Safety & Bridge Security.....	12
18.	Approval for Payment of Invoices Chiesa, Shahinian & Giantomasi, NJ Labor Counsel.....	10 - 11
19.	Approval for Payment of Invoices Florio, Perrucci, Steinhardt, and Cappelli, NJ Legal Counsel.....	13
20.	Approval for Payment of Invoices Stradley Ronon, Pa Labor Counsel.....	14 - 15
21.	Approval for Payment of Invoices Archer Law, PA Legal Counsel	15 - 16
22.	Proclamation of the Commissioners Amy Zanelli.....	16
23.	Invite any Comments from the Public	16
24.	Scheduling of the February 28, 2022 Meeting	17
25.	Adjournment	17 - 18

DELAWARE RIVER JOINT TOLL BRIDGE COMMISSION

Meeting of January 31, 2022

CALL TO ORDER

The Regular Monthly Meeting of the Delaware River Joint Toll Bridge Commission was called to Order at the Scudder Falls Administration Building via Microsoft Teams and in person on Monday, January 31, 2022 at 10:33 a.m. pursuant to notice properly forwarded to each member in compliance with the by-laws. Joseph J. Resta, Executive Director presided at this meeting.

APPEARANCES:

COMMISSION MEMBERS:

Hon. Daniel Grace (Pennsylvania)
Hon. Yuki Moore Laurenti (New Jersey)
Hon. Lori Ciesla (New Jersey)
Hon. Pamela Janvey (Pennsylvania)
Hon. Michael Lavery (New Jersey)
Hon. Garrett Van Vliet (New Jersey)
Hon. Ismail Shahid (Pennsylvania)
Hon. Aladar Komjathy (New Jersey)
Hon. John Christy (Pennsylvania)
Hon. Daniella De Leon (Pennsylvania)

COMMISSION MEMBERS ABSENT:

COMMISSION COUNSEL:

Jonathan Bloom, Stradley Ronon, Pennsylvania
Brian O'Neill, Chiesa Shahnian & Giantomasi, New Jersey
Shelly Smith, Archer Law, Pennsylvania
Douglas Steinhardt, Florio Perrucci, Steinhardt & Cappelli, New Jersey

GOVERNORS REPRESENTATIVES:

Rudy Rodas, NJ Governor's Office
Brenda Rios, PA Governor's Office

COMMISSION STAFF MEMBERS:

Joseph J. Resta, Executive Director
Roy Little, Chief Engineer
Arnold Conoline, Chief Administrative Officer
Joseph Donnelly, Deputy Executive Director of Communications
James Petrino, Chief Financial Officer

DELAWARE RIVER JOINT TOLL BRIDGE COMMISSION

Meeting of January 31, 2022

Qiyao Zhao, Comptroller
William Wright, First Senior Director of Operations
Charles Straccioli, Program Manager of Technology
John Bencivengo, Director of Information Technology
Joanna Cruz, Human Resources Director
Jodee Inscho, Director of Community Affairs
James Palitto, Insurance Administrator
Heather McConnell, Administrative Generalist Executive Office

PROFESSIONAL ASSOCIATES:

Alex Styer, Bellevue Communications
Pete Peterson, Bellevue Communications

OTHERS:

ROLL CALL

Joseph Resta, Executive Director, in his capacity as Secretary for this Meeting called the roll, and at the conclusion thereof, reported that there was a quorum present-there being five members present from the Commonwealth of Pennsylvania and five members present from the State of New Jersey.

WELCOMING REMARKS OF THE EXECUTIVE DIRECTOR

Executive Director Resta welcomed those persons whose identities are set forth hereinabove under "Appearances".

INTRODUCE ANY COMMENTS FROM THE PUBLIC

Executive Director Resta addressed the meeting and invited any comments from the public on items pertaining to today's Agenda. No questions were presented.

EXECUTIVE DIRECTORS REPORT

Joseph Resta, Executive Director, addressed the meeting and said;

Good morning Commissioners, 2022 greets us with a Nor'easter that traveled up the eastern seaboard this past weekend, bringing with it cold, snow, and punishing winds. The storm tracked slightly to the east, but it still was a significant event for us that required Maintenance to enter snow operations and perform their tasks of brining, salting, and plowing to keep the roadways clear. Purchasing, well in advance of the winter season, has procured the commodities and equipment necessary to battle these storms, despite the supply-chain issues that have plagued our economy. I would like to take a moment to thank them all, for their service, and efficiency.

DELAWARE RIVER JOINT TOLL BRIDGE COMMISSION

Meeting of January 31, 2022

2022 has also brought with it change, as we say goodbye to our Commissioner from the Lehigh Valley, Amy Zanelli. We thank her for her commitment to public service and wish her well in her future endeavors. We will read a proclamation into the record for Commissioner Zanelli later in the meeting. Joining us today, is a new PA Commissioner, Daniella De Leon. Commissioner De Leon is also from the Lehigh Valley, and was recently appointed by Governor Wolf to serve as DRJTBC Commissioner, from a region that has seen much change and growth over the past few years. We welcome Commissioner De Leon, and the experiences that she brings to the Commission. Finally, there is a resolution for your consideration today to approve retirement benefits for our Chief Engineer, Roy Little. Today is not the day for goodbyes as Mr. Little will be here for a few more months but suffice to say that Roy's tenure has seen the most impactful capital projects in the Commission's recent memory. We will celebrate his career with us in the future, leaving us time to think up goofy things to torture him with when he retires in May. Commissioners, this concludes my remarks for today.

APPROVAL OF MINUTES FOR COMMISSION MEETING HELD DECEMBER 20, 2021

R: 4566-01-22-ADM-01-01-22

Executive Director Resta addressed the meeting and requested the adoption of a Resolution approving the Minutes of the Commission Meeting held December 20, 2021.

At the conclusion of the review, Chairman Lavery moved and Vice Chair Janvey seconded the adoption of the following Resolution:

"RESOLVED, by the Delaware River Joint Toll Bridge Commission at its Regular Meeting assembled this 31st day of January 2022 that the Minutes of the Commission Meeting held on December 20, 2021 be and the same hereby are approved."

Executive Director Resta was requested to conduct a Roll Call Vote.

<u>NEW JERSEY</u>	<u>Yes</u>	<u>No</u>	<u>Abstain</u>	<u>PENNSYLVANIA</u>	<u>Yes</u>	<u>No</u>	<u>Abstain</u>
Mr. Komjathy	X			Ms. De Leon			X
Ms. Ciesla	X			Mr. Shahid	X		
Mr. Van Vliet	X			Mr. Christy	X		
Ms. Laurenti	X			Mr. Grace	X		
Mr. Lavery	X			Ms. Janvey	X		

Executive Director Resta reported that there were five affirmative votes from New Jersey, and four affirmative votes from Pennsylvania.

Executive Director Resta then invited any further questions on the Resolution. No further questions were presented, and the Resolution was adopted.

DELAWARE RIVER JOINT TOLL BRIDGE COMMISSION

Meeting of January 31, 2022

APPROVAL OF OPERATIONS REPORT-MONTH OF DECEMBER 2021

R: 4567-01-22-ADM-02-01-22

Executive Director Resta addressed the meeting and asked if there were any questions on any of the reports contained in the “Operations Report”.

At the conclusion of the review, Chairman Lavery moved and Vice Chair Janvey seconded the adoption of the following Resolution:

“**RESOLVED**, by the Delaware River Joint Toll Bridge Commission at its’ Regular Meeting assembled this 31st day of January 2022 that the Operations Report, which reflects Commission activity for the month of December 2021 are hereby approved.”

Executive Director Resta was requested to conduct a Roll Call Vote.

<u>NEW JERSEY</u>	<u>Yes</u>	<u>No</u>	<u>Abstain</u>	<u>PENNSYLVANIA</u>	<u>Yes</u>	<u>No</u>	<u>Abstain</u>
Mr. Komjathy	X			Ms. De Leon			X
Ms. Ciesla	X			Mr. Shahid	X		
Mr. Van Vliet	X			Mr. Christy	X		
Ms. Laurenti	X			Mr. Grace	X		
Mr. Lavery	X			Ms. Janvey	X		

Executive Director Resta reported that there were five affirmative votes from New Jersey, and four affirmative votes from Pennsylvania.

Executive Director Resta then invited any further questions on the Resolution. No further questions were presented, and the Resolution was adopted.

SELECTION OF FINANCIAL ADVISOR-APPOINTMENT OF INDEPENDENT REGISTERED MUNICIPAL ADVISOR (IRMA)

R: 4568-01-21- PROF-01-01-22

Executive Director Resta addressed the Meeting and asked the Commission Members if, after their review, there were any questions.

At the conclusion of the review, Commissioner Van Vliet moved and Commissioner Shahid seconded the adoption of the following Resolution,

“**RESOLVED:** by the Delaware River Joint Toll Bridge Commission at its Regular Meeting assembled this 31st day of January 2022 hereby selects Acacia Financial Group, Inc. to provide financial advisory services to the Commission as needed; and

DELAWARE RIVER JOINT TOLL BRIDGE COMMISSION

Meeting of January 31, 2022

“RESOLVED: The Commission hereby further appoints Acacia Financial Group, Inc. to serve as the Commission’s Independent Registered Municipal Advisor (IRMA) as that term is defined and governed by the Municipal Securities Rulemaking Board (MSRB); and

“BE IT FURTHER RESOLVED: The Commission hereby further authorizes the Executive Director to (i) negotiate and execute on behalf the Commission an appropriate contract with Acacia Financial Group, Inc., and (ii) take all other actions as necessary on behalf of the Commission to effectuate the intent of this resolution.”

Executive Director Resta was requested to conduct a Roll Call Vote.

<u>NEW JERSEY</u>	<u>Yes</u>	<u>No</u>	<u>Abstain</u>	<u>PENNSYLVANIA</u>	<u>Yes</u>	<u>No</u>	<u>Abstain</u>
Mr. Komjathy	X			Ms. De Leon			X
Ms. Ciesla	X			Mr. Shahid	X		
Mr. Van Vliet	X			Mr. Christy	X		
Ms. Laurenti	X			Mr. Grace	X		
Mr. Lavery	X			Ms. Janvey	X		

Executive Director Resta reported that there were five affirmative votes from New Jersey, and four affirmative votes from Pennsylvania.

Executive Director Resta then invited any further questions on the Resolution. No further questions were presented, and the Resolution was adopted.

APPROVAL FOR RETIREMENT BENEFITS, ROY LITTLE JR., CHIEF ENGINEER, ENGINEERING

R: 4569-01-22- PER-01-01-22

Executive Director Resta addressed the Meeting and asked the Commission Members if, after their review, there were any questions.

At the conclusion of the review, Commissioner Laurenti with great regret moved and Vice Chair Janvey also with great regret seconded the adoption of the following Resolution,

“RESOLVED: by the Delaware River Joint Toll Bridge Commission at its Regular Meeting assembled this 31st day of January 2022 that, subject to applicable practices and procedures, the Commission approves the provision of retirement benefits to Roy Little, Jr. who is to retire on May 7,2022.

DELAWARE RIVER JOINT TOLL BRIDGE COMMISSION

Meeting of January 31, 2022

Executive Director Resta was requested to conduct a Roll Call Vote.

Commissioner Komjathy addressed the meeting and said;

Also, with great regret, yes.

Commissioner Ciesla addressed the meeting and said;

I also don't want to say yes, but yes.

Commissioner Van Vliet addressed the meeting and said;

With regrets, yes.

Commissioner Laurenti addressed the meeting and said;

I guess.

Chairman Lavery addressed the meeting and said;

Yes, with regret.

Commissioner Christy addressed the meeting and said;

Sure. I think he deserves it.

Commissioner Grace addressed the meeting and said;

Yes, with regret.

<u>NEW JERSEY</u>	<u>Yes</u>	<u>No</u>	<u>Abstain</u>	<u>PENNSYLVANIA</u>	<u>Yes</u>	<u>No</u>	<u>Abstain</u>
Mr. Komjathy	X			Ms. De Leon			X
Ms. Ciesla	X			Mr. Shahid	X		
Mr. Van Vliet	X			Mr. Christy	X		
Ms. Laurenti	X			Mr. Grace	X		
Mr. Lavery	X			Ms. Janvey	X		

Executive Director Resta reported that there were five affirmative votes from New Jersey, and four affirmative votes from Pennsylvania.

Executive Director Resta then invited any further questions on the Resolution. No further questions were presented, and the Resolution was adopted.

DELAWARE RIVER JOINT TOLL BRIDGE COMMISSION

Meeting of January 31, 2022

APPOINTMENT OF FREDERICK BAIR TO CUSTODIAL WORKER, SOUTHERN REGION, OPERATIONS/ MAINTENANCE & TOLL OPERATIONS

R: 4570-01-22-PER-02-01-22

Executive Director Resta addressed the Meeting and asked the Commission Members if, after their review, there were any questions.

At the conclusion of the review, Commissioner Laurenti moved and Vice Chair Janvey seconded the adoption of the following Resolution:

“**RESOLVED**, by the Delaware River Joint Toll Bridge Commission at its’ Regular Meeting assembled this 31st day of January 2022 that, Frederick Bair be appointed to the position of Custodial Worker, Southern Region in the Maintenance and Toll Operations Division, pursuant to the Operations Reorganization approved by the Board of Commissioners at the October 2017 Commission meeting. Compensation shall be set at \$31,200 per annum, which is the introductory step in the pay scale for the Custodial Worker position (\$31,200 - \$35,360), in accordance with the salary table approved effective January 1, 2022. The appointment to be made pending satisfactory completion of the required personnel processing.”

Executive Director Resta was requested to conduct a Roll Call Vote.

<u>NEW JERSEY</u>	<u>Yes</u>	<u>No</u>	<u>Abstain</u>	<u>PENNSYLVANIA</u>	<u>Yes</u>	<u>No</u>	<u>Abstain</u>
Mr. Komjathy	X			Ms. De Leon			X
Ms. Ciesla	X			Mr. Shahid	X		
Mr. Van Vliet	X			Mr. Christy	X		
Ms. Laurenti	X			Mr. Grace	X		
Mr. Lavery	X			Ms. Janvey	X		

Executive Director Resta reported that there were five affirmative votes from New Jersey, and four affirmative votes from Pennsylvania.

Executive Director Resta then invited any further questions on the Resolution. No further questions were presented, and the Resolution was adopted.

TRANSFER OF STEPHEN MONGIOVI, BRIDGE MONITOR I, SOUTHERN REGION, OPERATIONS/PUBLIC SAFETY & BRIDGE SECURITY

R: 4571-01-22- PER-03-01-22

Executive Director Resta addressed the Meeting and asked the Commission Members if, after their review, there were any questions.

At the conclusion of the review, Commissioner Ciesla moved and Commissioner Grace seconded the adoption of the following Resolution:

DELAWARE RIVER JOINT TOLL BRIDGE COMMISSION

Meeting of January 31, 2022

"RESOLVED, by the Delaware River Joint Toll Bridge Commission at its Regular Meeting assembled this 31st day of January 2022, That Stephen Mongiovi be transferred to the position of Bridge Monitor I, Southern Region in the Public Safety and Bridge Security department, pursuant to the Operations Reorganization approved by the Board of Commissioners at the October 2017 Commission meeting. Compensation shall be set at \$50,172 per annum, which is the introductory step the bottom of the salary scale for the Bridge Monitor I position (\$50,172 - \$55,189), in accordance with the salary table effective January 1, 2022. The transfer to be made pending satisfactory completion of the required personnel processing."

Executive Director Resta was requested to conduct a Roll Call Vote.

<u>NEW JERSEY</u>	<u>Yes</u>	<u>No</u>	<u>Abstain</u>	<u>PENNSYLVANIA</u>	<u>Yes</u>	<u>No</u>	<u>Abstain</u>
Mr. Komjathy	X			Ms. De Leon			X
Ms. Ciesla	X			Mr. Shahid	X		
Mr. Van Vliet	X			Mr. Christy	X		
Ms. Laurenti	X			Mr. Grace	X		
Mr. Lavery	X			Ms. Janvey	X		

Executive Director Resta reported that there were four affirmative votes from New Jersey, and four affirmative votes from Pennsylvania.

Executive Director Resta then invited any further questions on the Resolution. No further questions were presented, and the Resolution was adopted.

APPOINTMENT OF GLENN SALT, BRIDGE MONITOR II, SOUTHERN REGION, OPERATIONS/PUBLIC SAFETY AND BRIDGE SECURITY

R: 4572-01-22- PER-04-01-22

Executive Director Resta addressed the Meeting and asked the Commission Members if, after their review, there were any questions.

At the conclusion of the review, Commissioner Komjathy moved and Commissioner Shahid seconded the adoption of the following Resolution:

"RESOLVED, by the Delaware River Joint Toll Bridge Commission at its Regular Meeting assembled this 31st day of January 2022 that, Glenn Salt be appointed to the position of Bridge Monitor II, Southern Region, in the Public Safety and Bridge Security Department, pursuant to the Operations Reorganization approved by the Board of Commissioners at the October 2017 Commission meeting. Compensation shall be set at \$41,310 per annum, which is the introductory step in the pay scale for the Bridge Monitor II position (\$41,310 - \$45,441), in accordance with the salary table approved effective January 1, 2022. The appointment to be made pending satisfactory completion of the required personnel processing."

Executive Director Resta was requested to conduct a Roll Call Vote.

DELAWARE RIVER JOINT TOLL BRIDGE COMMISSION

Meeting of January 31, 2022

Commissioner Laurenti addressed the meeting and said;

Mr. Resta, may I make a brief statement before we vote?

Executive Director Resta addressed the meeting and said;

Yes.

Commissioner Laurenti addressed the meeting and said;

While there has been a paucity of applicants for this role, I do remain concerned about the allocation of a New Jersey position to a PA resident. Although it is not much consolidation, the ED has confirmed that this Commission will keep its New Jersey designation for future employment. Thank you.

Executive Director Resta addressed the meeting and said;

Thank you, Commissioner.

<u>NEW JERSEY</u>	<u>Yes</u>	<u>No</u>	<u>Abstain</u>	<u>PENNSYLVANIA</u>	<u>Yes</u>	<u>No</u>	<u>Abstain</u>
Mr. Komjathy	X			Ms. De Leon			X
Ms. Ciesla	X			Mr. Shahid	X		
Mr. Van Vliet	X			Mr. Christy	X		
Ms. Laurenti		X		Mr. Grace	X		
Mr. Lavery	X			Ms. Janvey	X		

Executive Director Resta reported that there were four affirmative votes from New Jersey, and four affirmative votes from Pennsylvania.

Executive Director Resta then invited any further questions on the Resolution. No further questions were presented, and the Resolution was adopted.

APPOINTMENT OF WILLIAM SPENSER, BRIDGE MONITOR II, CENTRAL REGION, OPERATIONS/PUBLIC SAFETY & BRIDGE SECURITY

R: 4573-01-22- PER-05-01-22

Executive Director Resta addressed the Meeting and asked the Commission Members if, after their review, there were any questions.

At the conclusion of the review, Commissioner Ciesla moved and Commissioner De Leon seconded the adoption of the following Resolution:

"RESOLVED, by the Delaware River Joint Toll Bridge Commission at its Regular Meeting assembled this 31st day of January 2022, that, the Commission authorizes the appointment of William Spenser to the position of Bridge Monitor II, Central Region, in the Public Safety and

DELAWARE RIVER JOINT TOLL BRIDGE COMMISSION

Meeting of January 31, 2022

Bridge Security department, pursuant to the Operations Reorganization approved by the Board of Commissioners at the October 2017 Commission meeting. Compensation shall be set at \$41,310 per annum, which is the introductory step in the pay scale for the Bridge Monitor II position (\$41,310 - \$45,441), in accordance with the salary table effective January 1, 2022.”

Executive Director Resta was requested to conduct a Roll Call Vote.

<u>NEW JERSEY</u>	<u>Yes</u>	<u>No</u>	<u>Abstain</u>	<u>PENNSYLVANIA</u>	<u>Yes</u>	<u>No</u>	<u>Abstain</u>
Mr. Komjathy	X			Ms. De Leon	X		
Ms. Ciesla	X			Mr. Shahid	X		
Mr. Van Vliet	X			Mr. Christy	X		
Ms. Laurenti	X			Mr. Grace	X		
Mr. Lavery	X			Ms. Janvey	X		

Executive Director Resta reported that there were five affirmative votes from New Jersey, and five affirmative votes from Pennsylvania.

Executive Director Resta then invited any further questions on the Resolution. No further questions were presented, and the Resolution was unanimously adopted.

TRANSFER OF WADE CACCESE TO MAINTENANCE WORKER III, CENTRAL REGION, OPERATIONS/MAINTENANCE & TOLL OPERATIONS

R: 4574-01-22- PER-06-01-22

Executive Director Resta addressed the Meeting and asked the Commission Members if, after their review, there were any questions.

At the conclusion of the review, Commissioner Ciesla moved and Commissioner Grace seconded the adoption of the following Resolution:

"RESOLVED, by the Delaware River Joint Toll Bridge Commission at its Regular Meeting assembled this 31st day of January 2022, that, Wade Caccese be transferred to the position of Maintenance Worker III, Central Region in the Maintenance and Toll Operations Division, pursuant to the Operations Reorganization approved by the Board of Commissioners at the October 2017 Commission meeting. Compensation shall be set at \$40,000 per annum, which is the introductory step in the pay scale for the Maintenance Worker III position (\$40,000 - \$44,000), in accordance with the salary table approved effective January 1, 2022. The transfer to be made pending satisfactory completion of the required personnel processing.”

DELAWARE RIVER JOINT TOLL BRIDGE COMMISSION

Meeting of January 31, 2022

Executive Director Resta was requested to conduct a Roll Call Vote.

<u>NEW JERSEY</u>	<u>Yes</u>	<u>No</u>	<u>Abstain</u>	<u>PENNSYLVANIA</u>	<u>Yes</u>	<u>No</u>	<u>Abstain</u>
Mr. Komjathy	X			Ms. De Leon			X
Ms. Ciesla	X			Mr. Shahid	X		
Mr. Van Vliet	X			Mr. Christy	X		
Ms. Laurenti	X			Mr. Grace	X		
Mr. Lavery	X			Ms. Janvey	X		

Executive Director Resta reported that there were five affirmative votes from New Jersey, and four affirmative votes from Pennsylvania.

Executive Director Resta then invited any further questions on the Resolution. No further questions were presented, and the Resolution was adopted.

APPOINTMENT OF MARK DOLTON TO BRIDGE SECURITY ASSISTANT COORDINATOR, SOUTHERN REGION, OPERATIONS/PUBLIC SAFETY & BRIDGE SECURITY

R: 4575-01-22- PER-7-01-22

Executive Director Resta addressed the Meeting and asked the Commission Members if, after their review, there were any questions.

At the conclusion of the review, Commissioner Grace moved and Commissioner Laurenti seconded the adoption of the following Resolution:

"RESOLVED, by the Delaware River Joint Toll Bridge Commission at its Regular Meeting assembled this 31st day of January 2022, that, Mark Dolton be appointed to the position of Bridge Security Assistant Coordinator, Southern Region, in the Public Safety and Bridge Security Department, pursuant to the Operations Reorganization approved by the Board of Commissioners at the October 2017 Commission meeting. Compensation shall be set at \$56,364 per annum, which is the bottom of the salary scale for the Bridge Security Assistant Coordinator position (\$56,364 - \$62,000), in accordance with the salary table approved effective January 1, 2022. The appointment to be made pending satisfactory completion of the required personnel processing."

Executive Director Resta was requested to conduct a Roll Call Vote.

<u>NEW JERSEY</u>	<u>Yes</u>	<u>No</u>	<u>Abstain</u>	<u>PENNSYLVANIA</u>	<u>Yes</u>	<u>No</u>	<u>Abstain</u>
Mr. Komjathy	X			Ms. De Leon			X
Ms. Ciesla	X			Mr. Shahid	X		
Mr. Van Vliet	X			Mr. Christy	X		
Ms. Laurenti	X			Mr. Grace	X		
Mr. Lavery	X			Ms. Janvey	X		

DELAWARE RIVER JOINT TOLL BRIDGE COMMISSION

Meeting of January 31, 2022

Executive Director Resta reported that there were five affirmative votes from New Jersey, and four affirmative votes from Pennsylvania.

Executive Director Resta then invited any further questions on the Resolution. No further questions were presented, and the Resolution was adopted.

APPOINTMENT OF STEPHEN BARTZAK SR., TO BRIDGE SECURITY ASSISTANT COORDINATOR, CENTRAL REGION, OPERATIONS/PUBLIC SAFETY & BRIDGE SECURITY

R: 4576-01-22- PER-8-01-22

Executive Director Resta addressed the Meeting and asked the Commission Members if, after their review, there were any questions.

At the conclusion of the review, Commissioner Komjathy moved and Commissioner Christy seconded the adoption of the following Resolution:

"RESOLVED, by the Delaware River Joint Toll Bridge Commission at its Regular Meeting assembled this 31st day of January 2022, that, Stephen Bartzak, Sr. be appointed to the position of Bridge Security Assistant Coordinator, Central Region, in the Public Safety and Bridge Security Department, pursuant to the Operations Reorganization approved by the Board of Commissioners at the October 2017 Commission meeting. Compensation shall be set at \$56,364 per annum, which is the bottom of the pay scale for the Bridge Security Assistant Coordinator position (\$56,364 - \$62,000), in accordance with the salary table approved effective January 1, 2022. The appointment to be made pending satisfactory completion of the required personnel processing.

Executive Director Resta was requested to conduct a Roll Call Vote.

<u>NEW JERSEY</u>	<u>Yes</u>	<u>No</u>	<u>Abstain</u>	<u>PENNSYLVANIA</u>	<u>Yes</u>	<u>No</u>	<u>Abstain</u>
Mr. Komjathy	X			Ms. De Leon			X
Ms. Ciesla	X			Mr. Shahid	X		
Mr. Van Vliet	X			Mr. Christy	X		
Ms. Laurenti	X			Mr. Grace	X		
Mr. Lavery	X			Ms. Janvey	X		

Executive Director Resta reported that there were five affirmative votes from New Jersey, and four affirmative votes from Pennsylvania.

Executive Director Resta then invited any further questions on the Resolution. No further questions were presented, and the Resolution was adopted.

DELAWARE RIVER JOINT TOLL BRIDGE COMMISSION

Meeting of January 31, 2022

APPROVAL FOR PAYMENT OF INVOICES

CHIESA, SHAHINIAN & GIANTOMASI, NJ LABOR COUNSEL

R: 4577-01-22- ACCT -01-01-22

Executive Director Resta addressed the Meeting and asked the Commission Members if, after their review, there were any questions.

At the conclusion of the review, Chairman Lavery and Vice Chair Janvey seconded the adoption of the following Resolution:

“**RESOLVED**, by the Delaware River Joint Toll Bridge Commission at its Regular Meeting assembled this 31st day of January 2022, via this Resolution, authorizes payment of invoice #545919 and #545920 in the total amount due of \$2,660.00 professional services rendered to Chiesa, Shahinian & Giantomasi, New Jersey Labor Counsel.

“**RESOLVED:** Identifying the Operating Fund as the source of funds required for any and all disbursements.”

Executive Director Resta was requested to conduct a Roll Call Vote.

<u>NEW JERSEY</u>	<u>Yes</u>	<u>No</u>	<u>Abstain</u>	<u>PENNSYLVANIA</u>	<u>Yes</u>	<u>No</u>	<u>Abstain</u>
Mr. Komjathy	X			Ms. De Leon	X		
Ms. Ciesla	X			Mr. Shahid	X		
Mr. Van Vliet	X			Mr. Christy	X		
Ms. Laurenti	X			Mr. Grace	X		
Mr. Lavery	X			Ms. Janvey	X		

Executive Director Resta reported that there were five affirmative votes from New Jersey, and five affirmative votes from Pennsylvania.

Executive Director Resta then invited any further questions on the Resolution. No further questions were presented, and the Resolution was unanimously adopted.

APPROVAL FOR PAYMENT OF INVOICES

FLORIO, PERRUCCI, STEINHARDT AND CAPPELLI, NJ LEGAL COUNSEL

R: 4578-01-22- ACCT -02-01-22

Executive Director Resta addressed the Meeting and asked the Commission Members if, after their review, there were any questions.

At the conclusion of the review, Chairman Lavery and Vice Chair Janvey seconded the adoption of the following Resolution:

“**RESOLVED**, by the Delaware River Joint Toll Bridge Commission at its Regular Meeting assembled this 31st day of January 2022, via this Resolution, authorizes payment of invoices #208115, #208114, #207745, #207198 and #207197 in the total amount due of \$ 1,912.87 for

DELAWARE RIVER JOINT TOLL BRIDGE COMMISSION

Meeting of January 31, 2022

Capital and Non-Capital Professional Services to Florio, Perrucci, Steinhardt and Cappelli, NJ Legal Counsel.

“RESOLVED: Identifying the Operating Fund as the source of funds required for any and all disbursements.”

Executive Director Resta was requested to conduct a Roll Call Vote.

<u>NEW JERSEY</u>	<u>Yes</u>	<u>No</u>	<u>Abstain</u>	<u>PENNSYLVANIA</u>	<u>Yes</u>	<u>No</u>	<u>Abstain</u>
Mr. Komjathy	X			Ms. De Leon	X		
Ms. Ciesla	X			Mr. Shahid	X		
Mr. Van Vliet	X			Mr. Christy	X		
Ms. Laurenti	X			Mr. Grace	X		
Mr. Lavery	X			Ms. Janvey	X		

Executive Director Resta reported that there were five affirmative votes from New Jersey, and five affirmative votes from Pennsylvania.

Executive Director Resta then invited any further questions on the Resolution. No further questions were presented, and the Resolution was unanimously adopted.

APPROVAL FOR PAYMENT OF INVOICES STRADLEY RONON, PA LABOR COUNSEL

R: 4579-01-22- ACCT -03-01-22

Executive Director Resta addressed the Meeting and asked the Commission Members if, after their review, there were any questions.

At the conclusion of the review, Chairman Lavery and Vice Chair Janvey seconded the adoption of the following Resolution:

“RESOLVED, by the Delaware River Joint Toll Bridge Commission at its Regular Meeting assembled this 31st day of January 2022, via this Resolution, authorizes payment of invoices #21092167 and #21092168 in the total amount of \$500.00 for Services Rendered to Stradley Ronon, PA Labor Counsel.

“RESOLVED: Identifying the Operating Fund as the source of funds required for any and all disbursements.”

DELAWARE RIVER JOINT TOLL BRIDGE COMMISSION

Meeting of January 31, 2022

Executive Director Resta was requested to conduct a Roll Call Vote.

<u>NEW JERSEY</u>	<u>Yes</u>	<u>No</u>	<u>Abstain</u>	<u>PENNSYLVANIA</u>	<u>Yes</u>	<u>No</u>	<u>Abstain</u>
Mr. Komjathy	X			Ms. De Leon	X		
Ms. Ciesla	X			Mr. Shahid	X		
Mr. Van Vliet	X			Mr. Christy	X		
Ms. Laurenti	X			Mr. Grace	X		
Mr. Lavery	X			Ms. Janvey	X		

Executive Director Resta reported that there were five affirmative votes from New Jersey, and five affirmative votes from Pennsylvania.

Executive Director Resta then invited any further questions on the Resolution. No further questions were presented, and the Resolution was unanimously adopted.

APPROVAL FOR PAYMENT OF INVOICES ARCHER LAW, PA LEGAL COUNSEL

R: 4580-11-21- ACCT -04-11-21

Executive Director Resta addressed the Meeting and asked the Commission Members if, after their review, there were any questions.

At the conclusion of the review, Chairman Lavery and Vice Chair Janvey seconded the adoption of the following Resolution:

“RESOLVED, by the Delaware River Joint Toll Bridge Commission at its Regular Meeting assembled this 31st day of January 2022, via this Resolution, authorization for payment of invoices #4237850, #4237851 and #4237852 in the total amount of \$980.00 for Professional Services Rendered.

“RESOLVED: Identifying the Operating Fund as the source of funds required for any and all disbursements.”

Executive Director Resta was requested to conduct a Roll Call Vote.

<u>NEW JERSEY</u>	<u>Yes</u>	<u>No</u>	<u>Abstain</u>	<u>PENNSYLVANIA</u>	<u>Yes</u>	<u>No</u>	<u>Abstain</u>
Mr. Komjathy	X			Ms. De Leon	X		
Ms. Ciesla	X			Mr. Shahid	X		
Mr. Van Vliet	X			Mr. Christy	X		
Ms. Laurenti	X			Mr. Grace	X		
Mr. Lavery	X			Ms. Janvey	X		

Executive Director Resta reported that there were five affirmative votes from New Jersey, and five affirmative votes from Pennsylvania.

DELAWARE RIVER JOINT TOLL BRIDGE COMMISSION

Meeting of January 31, 2022

Executive Director Resta then invited any further questions on the Resolution. No further questions were presented, and the Resolution was unanimously adopted.

PROCLAMATION OF THE COMMISSIONERS-AMY ZANELLI

R: 4581-01-22

Whereas, the Delaware River Joint Toll Bridge Commission was established in 1934 as a bistate transportation agency with a 140-mile jurisdiction extending from the Philadelphia/Bucks County line in the south to the New Jersey/New York boundary in the north; and

Whereas, oversight of this vital agency is provided by a 10-member board consisting of five Commissioners each from the two jurisdictional states of New Jersey and Pennsylvania; and

Whereas, Amy Zanelli, of Fountain Hill, PA., began serving as a Pennsylvania Commissioner on December 11, 2019; and

Whereas, Commissioner Zanelli held her uncompensated, voluntary policy-making post for two years; and

Whereas, throughout her years of service, Commissioner Zanelli furthered the Commission's purposes with distinction, aplomb and professionalism; and

Whereas, her term of service occurred during the second and third stages of the Scudder Falls Bridge Replacement Project, the largest single construction project in the Commission's 87-year history; and

Whereas, she has worked as a licensed real estate agent; as a child abuse and neglect investigator; and as a volunteer in various community organizations, including the Bethlehem Area School District and Lehigh Valley for All; and

Whereas, Commissioner Zanelli became the first openly gay member of the Lehigh County Board of Commissioners in 2018, serving as that body's District 3 representative and presiding as the Board's Chair in 2020; and

Whereas, Commissioner Zanelli recently resigned from her Commission seat so she can serve as a Lehigh County Magisterial District Judge, a post she won in November's general election; and

Whereas, she leaves the Commission with a vastly improved network of transportation assets and enhanced financial metrics; and

Whereas, her even-handed manner and collegial demeanor helped advance the Commission's public service mission; now, therefore,

Be It Resolved by the Delaware River Joint Toll Bridge Commission assembled for a Meeting at New Hope, Pennsylvania this 31st day of January 2022: That this Commission hereby Recognizes and Congratulates the Honorable Amy Zanelli

Applauds her two years of dedication and service to the Commission and its jurisdictional states of Pennsylvania and New Jersey; and expresses its profound appreciation for her unflagging devotion, keen understanding, and sound decisions on behalf of the travelling public; and

Be It Further Resolved: That this Resolution be included in the Meeting Minutes and a duly authenticated copy be transmitted to the Honorable Amy Zanelli.

INVITE ANY COMMENTS FROM THE PUBLIC

Executive Director Resta invited any Comments from the public.

DELAWARE RIVER JOINT TOLL BRIDGE COMMISSION

Meeting of January 31, 2022

SCHEDULING OF THE FEBRUARY 28, 2022 MEETING.

Executive Director Resta addressed the Meeting and stated that the Commission's next meeting is scheduled to be held Monday, February 28, 2022.

This meeting will be called to Order at 10:30 a.m. at the Scudder Falls Administration Building, 1199 Woodside Road, Yardley, PA 19067.

Executive Director Resta assured the Commission Members that an "Official Notice of Meeting" would be forwarded to each and every Member of the Commission.

Chairman Lavery addressed the meeting and said;

Before we adjourn, Joe, can I just say welcome to our newest member Commissioner DeLeon. Welcome aboard.

Commissioner De Leon addressed the meeting and said;

Thank you.

Chairman Lavery addressed the meeting and said;

I think you will really enjoy it. We have a lot of great people here. It's very rewarding. Again, welcome aboard.

Commissioner Grace addressed the meeting and said;

Joe, I would like to welcome my Teamster sister to the board.

Commissioner De Leon addressed the meeting and said;

Thank you.

Executive Director Resta addressed the meeting and said;

Thank you, Commissioner Grace.

ADJOURNMENT

Executive Director Resta invited a motion for Adjournment.

Commissioner Van Vliet then moved that the Meeting be adjourned, and Chairman Lavery seconded the motion. The voice vote was unanimously affirmative, and the Meeting was adjourned at 11:00 am, Monday, January 31, 2022.


DELAWARE RIVER JOINT TOLL BRIDGE COMMISSION

Meeting of January 31, 2022

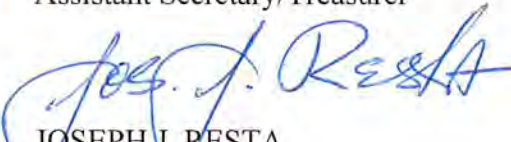
Prepared and submitted by:


HEATHER MCCONNELL
Administrative Generalist Executive Offices

Attested by:


ARNOLD J. CONOLINE
Assistant Secretary/Treasurer

Approved by:


JOSEPH J. RESTA
Executive Director

DELAWARE RIVER JOINT TOLL BRIDGE COMMISSION
Meeting of January 31, 2022

FINANCE

The following Pages reflect the reports on those items assigned to the Finance Department. Each item is reported separately and page numbered accordingly.

DELAWARE RIVER JOINT TOLL BRIDGE COMMISSION

Meeting of January 31, 2022

SUBJECT	DESCRIPTION	PAGE NUMBER
Accounting	Status of Cash Balances at December 31, 2021	1
Accounting	Status of Bond Retirement at December 31, 2021	2
Accounting	Status of Investments at December 31, 2021	3-7
Accounting	Status of Toll Traffic and Revenue & Toll Supported Traffic Month of December 2021 Compared with Month of December 2020	8-23
Accounting	Statistical Summary of Expenditures on Toll Bridges and Toll Supported Bridges Accounts for the Period December 1, 2021 through December 31, 2021	24-32
Accounting	Statement of Revenue and Expenses: Twelve Months Period ending December 31, 2021	33

DELAWARE RIVER JOINT TOLL BRIDGE COMMISSION

Meeting of January 31, 2022

**There follows Cash Balances of the Commission at December 31, 2021 for the
information and review of the Members:**

COMMISSION CASH DEPOSITS

Wells Fargo Bank, N. A.

Revenue Fund	11,582,780
--------------	------------

Payroll Fund	120,166
--------------	---------

Insurance Clearing Account	750,000
----------------------------	---------

TOTAL	\$ 12,452,946
--------------	----------------------

CASH DEPOSIT GUARANTEES

Wells Fargo Bank

PA ACT 72

FULL BALANCE

DELAWARE RIVER JOINT TOLL BRIDGE COMMISSION

Meeting of January 31, 2022

STATUS OF BRIDGE REVENUE BONDS AT DECEMBER 31, 2021

	SERIES 2012A			SERIES 2015			SERIES 2017			SERIES 2019A			SERIES 2019B			Total	
Maturity	Yield	Principal Amount	Maturities & Calls	Yield	Principal Amount	Maturities & Calls	Yield	Principal Amount	Maturities & Calls	Yield	Principal Amount	Maturities & Calls	Yield	Principal Amount	Maturities & Calls	Average Yield	Remaining Outstanding
7/1/2012																	
7/1/2013	0.35%	4,435,000	4,435,000														
7/1/2014		N/A															
7/1/2015		N/A															
7/1/2016	0.85%	1,030,000	1,030,000														
7/1/2017	1.09%	1,065,000	1,065,000														
7/1/2018	1.33%	1,100,000	1,100,000														
7/1/2019	1.61%	1,145,000	1,145,000	0	2,410,000	2,410,000											
7/1/2020	1.90%	1,195,000	1,195,000	1.62%	2,540,000	2,540,000	1.00%	945,000	945,000	1.17%	505,000	505,000	1.17%	6,015,000	6,015,000		-
7/1/2021	2.14%	6,825,000	6,825,000	1.86%	2,540,000	2,540,000	1.00%	875,000	875,000	1.20%	435,000	435,000	1.20%	5,945,000	5,945,000		-
7/1/2022	2.33%	4,000,000		2.10%	2,695,000		1.81%	1,740,000		1.23%	455,000		1.23%	6,255,000		1.74%	15,145,000
7/1/2022	2.33%	3,165,000								0.00%						2.33%	3,165,000
7/1/2023	2.50%	7,445,000		2.34%	2,795,000		2.03%	1,865,000		1.25%	480,000		1.25%	6,565,000		1.97%	19,150,000
7/1/2024	2.60%	7,815,000	7,815,000	2.43%	2,935,000		2.31%	1,970,000		1.31%	8,015,000		1.31%	6,830,000		1.58%	19,750,000
7/1/2025	2.67%	8,205,000	8,205,000	2.55%	3,015,000		2.52%	1,070,000		1.40%	8,170,000		1.40%	7,195,000		1.64%	19,450,000
7/1/2026	2.73%	5,000,000	5,000,000	2.73%	3,180,000					1.49%	8,585,000		1.49%	7,515,000		1.69%	19,280,000
7/1/2026	3.01%	3,620,000	3,620,000														-
7/1/2027	3.06%	7,015,000	7,015,000	3.10%	4,540,000		2.80%	20,000		1.59%	5,800,000		1.59%	7,880,000		1.97%	18,240,000
7/1/2027	3.12%	2,000,000														3.12%	2,000,000
7/1/2028	3.17%	9,355,000	9,355,000	3.28%	3,380,000		2.95%	35,000		1.69%	9,410,000		1.69%	8,300,000		1.95%	21,125,000
7/1/2029	3.21%	1,345,000		3.04%	3,480,000	3,480,000	3.08%	8,380,000		1.77%	3,725,000		1.77%	8,670,000		2.35%	22,120,000
7/1/2030	3.27%	1,385,000		3.10%	3,670,000	3,670,000	3.19%	8,845,000		1.85%	3,930,000		1.85%	9,045,000		2.45%	23,205,000
7/1/2031		N/A		3.14%	3,785,000	3,785,000	3.27%	10,765,000		1.91%	4,055,000		1.91%	9,520,000		2.51%	24,340,000
7/1/2032		N/A		3.55%	545,000		3.35%	14,735,000		1.97%	725,000		1.97%	9,995,000		2.79%	26,000,000
7/1/2033		N/A		3.56%	10,595,000		3.41%	15,715,000		2.09%	760,000					3.43%	27,070,000
7/1/2034		N/A		3.60%	11,020,000		3.47%	16,500,000		2.16%	800,000					3.48%	28,320,000
7/1/2035		N/A		3.64%	11,460,000		3.52%	17,325,000		2.21%	835,000					3.53%	29,620,000
7/1/2036		N/A		3.73%	11,920,000		3.56%	18,190,000		2.25%	880,000					3.59%	30,990,000
7/1/2037		N/A					3.59%	22,015,000		2.29%	925,000					3.54%	22,940,000
7/1/2038		N/A			N/A		3.64%	23,115,000		2.32%	970,000					3.59%	24,085,000
7/1/2039		N/A			N/A		3.64%	24,270,000		2.35%	1,020,000					3.59%	25,290,000
7/1/2040		N/A			N/A		3.64%	25,485,000		2.50%	1,070,000					3.59%	26,555,000
7/1/2041		N/A			N/A		3.64%	26,760,000		2.50%	1,125,000					3.59%	27,885,000
7/1/2042		N/A			N/A		3.64%	28,100,000		2.50%	1,180,000					3.59%	29,280,000
7/1/2043		N/A			N/A		3.69%	15,930,000		2.50%	1,240,000					3.60%	17,170,000
7/1/2043		N/A			N/A		4.04%	13,575,000								4.04%	13,575,000
7/1/2044		N/A			N/A		3.69%	16,590,000		2.50%	1,300,000					3.60%	17,890,000
7/1/2044		N/A			N/A		4.04%	14,255,000								4.04%	14,255,000
7/1/2045		N/A			N/A		3.69%	17,275,000		3.04%	1,365,000					3.64%	18,640,000
7/1/2045		N/A			N/A		4.04%	14,965,000								4.04%	14,965,000
7/1/2046		N/A			N/A		3.69%	17,990,000		3.04%	1,405,000					3.64%	19,395,000
7/1/2046		N/A			N/A		4.04%	15,715,000								4.04%	15,715,000
7/1/2047		N/A			N/A		3.69%	18,745,000		3.04%	1,450,000					3.64%	20,195,000
7/1/2047		N/A			N/A		4.04%	16,490,000								4.04%	16,490,000
7/1/2048										3.04%	1,490,000					3.04%	1,490,000
7/1/2049										3.04%	1,535,000					3.04%	1,535,000
		\$ 77,145,000	\$ 57,805,000		\$ 86,505,000	\$ 18,425,000		\$ 430,250,000	\$ 1,820,000		\$ 73,640,000	\$ 940,000		\$ 99,730,000	\$ 11,960,000		\$ 676,320,000

Footnote:



**Delaware River Joint TBC
Purchases Report
Sorted by Purchase Date - Fund
December 1, 2021 - December 31, 2021**

DRJTBC

CUSIP	Investment #	Fund	Sec. Type	Issuer	Original Par Value	Purchase Date	Payment Periods	Principal Purchased	Accrued Interest at Purchase	Rate at Purchase	Maturity Date	YTM	Ending Book Value
40588MJ73	10920	01GRF	ACP	HALKIN	2,000,000.00	12/22/2021	09/07 - At Maturity	1,993,956.66		0.420	09/07/2022	0.426	1,994,189.99
912796R35	10919	01SFIR	ATD	USTR	4,066,000.00	12/16/2021	06/09 - At Maturity	4,064,616.43		0.070	06/09/2022	0.071	4,064,742.93
60683CCE9	10918	06CF19A	ACP	MITSUB	7,000,000.00	12/03/2021	03/14 - At Maturity	6,995,483.04		0.230	03/14/2022	0.230	6,996,779.99
40588MJ73	10921	06CF19A	ACP	HALKIN	6,000,000.00	12/22/2021	09/07 - At Maturity	5,981,869.98		0.420	09/07/2022	0.426	5,982,569.98
Total Purchases					19,066,000.00			19,035,926.11	0.00				19,038,282.89



**Delaware River Joint TBC
Investment Classification
Sorted by Fund - Maturity Date
December 31, 2021**

DRJTBC

CUSIP	Investment #	Fund	Issuer	Investment Class	Par Value	YTM	Maturity Date	Market Price	Market Date	Market Value	Book Value	Reported Value
Debt Service Fund												
38145C752	10113	01DSF	Goldman Sachs Ila Fed Port	Amort	15,901,380.50	0.006		100.000	12/31/2021	15,901,380.50	15,901,380.50	15,901,380.50
Subtotal					15,901,380.50	0.006				15,901,380.50	15,901,380.50	15,901,380.50
General Reserve Fund												
38145C752	10115	01GRF	Goldman Sachs Ila Fed Port	Amort	0.00			100.000	12/31/2021	0.00	0.00	0.00
PAINVEST	10050	01GRF	PA Invest	Amort	0.00			100.000	12/31/2021	0.00	0.00	0.00
PAINVEST	10462	01GRF	PA Invest	Amort	2,573,637.76	0.010		100.000	12/31/2021	2,573,637.76	2,573,637.76	2,573,637.76
419792YL4	10808	01GRF	State of Hawaii	Fair	1,500,000.00	1.740	01/01/2022	100.000	12/31/2021	1,500,000.00	1,500,000.00	1,500,000.00
27873KA77	10872	01GRF	Ebury Finance Ltd	Fair	2,000,000.00	0.223	01/07/2022	99.998	12/31/2021	1,999,962.00	1,999,926.67	1,999,962.00
63254AAU2	10676	01GRF	National Australia Bank Ltd	Fair	3,200,000.00	3.096	01/10/2022	100.035	12/31/2021	3,201,136.00	3,199,774.28	3,201,136.00
60689GAJ5	10898	01GRF	Mizuho Bank Ltd	Fair	2,000,000.00	0.140	01/18/2022	99.992	12/31/2021	1,999,848.00	1,999,867.78	1,999,848.00
05970UAL2	10884	01GRF	BANCO SANTANDER	Fair	3,000,000.00	0.162	01/20/2022	99.997	12/31/2021	2,999,925.00	2,999,746.67	2,999,925.00
78012KZG5	10678	01GRF	Royal Bank of Canada	Fair	5,000,000.00	2.698	02/01/2022	100.193	12/31/2021	5,009,675.00	5,000,200.58	5,009,675.00
62455BBB0	10882	01GRF	Mountcliff FDG	Fair	4,000,000.00	0.234	02/11/2022	99.976	12/31/2021	3,999,040.00	3,998,952.22	3,999,040.00
678519C72	10818	01GRF	Oklahoma City, OK	Fair	2,170,000.00	0.845	03/01/2022	100.458	12/31/2021	2,179,942.94	2,176,819.90	2,179,942.94
53948BD14	10886	01GRF	Lloyd Bank Corp	Fair	3,000,000.00	0.173	04/01/2022	99.940	12/31/2021	2,998,209.00	2,998,725.00	2,998,209.00
62455BD85	10888	01GRF	Mountcliff FDG	Fair	4,200,000.00	0.203	04/08/2022	99.928	12/31/2021	4,196,997.00	4,197,736.66	4,196,997.00
57629WCD0	10681	01GRF	Mass Mutual Global	Fair	5,000,000.00	2.599	04/13/2022	100.609	12/31/2021	5,030,475.00	4,998,645.60	5,030,475.00
62455BE27	10896	01GRF	Mountcliff FDG	Fair	3,000,000.00	0.213	05/02/2022	99.899	12/31/2021	2,996,979.00	2,997,882.49	2,996,979.00
06742XNF0	10901	01GRF	Barclays US Funding LLC	Fair	3,500,000.00	0.172	05/24/2022	99.889	12/31/2021	3,496,132.50	3,497,636.51	3,496,132.50
55607LF17	10906	01GRF	Macquarie Group	Fair	3,000,000.00	0.182	06/01/2022	99.857	12/31/2021	2,995,728.00	2,997,735.00	2,995,728.00
55607LF17	10916	01GRF	Macquarie Group	Fair	2,000,000.00	0.272	06/01/2022	99.857	12/31/2021	1,997,152.00	1,997,735.00	1,997,152.00
64952WCS0	10801	01GRF	New York Life Global	Fair	1,000,000.00	1.729	06/10/2022	100.863	12/31/2021	1,008,635.00	1,002,455.71	1,008,635.00
961214DQ3	10766	01GRF	WestPac Banking Corp	Fair	6,000,000.00	1.860	06/28/2022	101.040	12/31/2021	6,062,400.00	6,018,314.86	6,062,400.00
961214DQ3	10776	01GRF	WestPac Banking Corp	Fair	8,416,000.00	1.945	06/28/2022	101.040	12/31/2021	8,503,526.40	8,438,254.45	8,503,526.40
2254EBGN5	10912	01GRF	Credit Suisse 355	Fair	3,000,000.00	0.233	07/22/2022	99.817	12/31/2021	2,994,531.00	2,996,128.34	2,994,531.00
40588MJ73	10920	01GRF	Halkin Fin LLC	Fair	2,000,000.00	0.426	09/07/2022	99.699	12/31/2021	1,993,994.00	1,994,189.99	1,993,994.00
57629WBR0	10799	01GRF	Mass Mutual Global	Fair	2,260,000.00	1.730	10/17/2022	101.536	12/31/2021	2,294,724.90	2,273,446.18	2,294,724.90
59217GAX7	10800	01GRF	METLIFE	Fair	1,000,000.00	1.764	01/10/2023	102.389	12/31/2021	1,023,890.00	1,012,284.65	1,023,890.00
650036BE5	10908	01GRF	New York State Urban Dev	Fair	1,200,000.00	0.402	03/15/2023	99.762	12/31/2021	1,197,154.80	1,204,638.54	1,197,154.80
57629WCU2	10857	01GRF	Mass Mutual Global	Fair	4,332,000.00	0.304	06/09/2023	100.128	12/31/2021	4,337,566.62	4,365,838.61	4,337,566.62
9128285D8	10913	01GRF	Federal Home Loan Bank	Fair	2,000,000.00	0.511	09/30/2023	103.816	12/31/2021	2,076,328.12	2,081,992.07	2,076,328.12

Data Updated: ~REPORT~: 01/03/2022 12:27

Run Date: 01/03/2022 - 12:28

Portfolio DRJ
AP
IC (PRF_IC) 7.1.1
Report Ver. 7.3.2

Delaware River Joint TBC
Investment Classification
December 31, 2021

Page 2

CUSIP	Investment #	Fund	Issuer	Investment Class	Par Value	YTM	Maturity Date	Market Price	Market Date	Market Value	Book Value	Reported Value
General Reserve Fund												
3136G46A6	10841	01GRF	Federal National Mtg Assn	Fair	8,000,000.00	0.299	10/27/2023	99.302	12/31/2021	7,944,200.00	8,000,000.00	7,944,200.00
010411CQ7	10806	01GRF	State of Alabama	Fair	1,475,000.00	1.730	11/01/2023	104.218	12/31/2021	1,537,222.88	1,513,363.83	1,537,222.88
822582BZ4	10881	01GRF	Shell International Finance	Fair	3,000,000.00	0.380	11/13/2023	104.868	12/31/2021	3,146,040.00	3,169,245.00	3,146,040.00
58989V2C7	10879	01GRF	Met Tower Global Fund	Fair	570,000.00	0.654	04/05/2024	99.126	12/31/2021	565,021.05	571,095.14	565,021.05
57629WBV1	10856	01GRF	Mass Mutual Global	Fair	2,500,000.00	0.475	04/09/2024	105.482	12/31/2021	2,637,062.50	2,675,990.08	2,637,062.50
2027A0KB4	10868	01GRF	Commonwealth Bank Australia	Fair	5,000,000.00	0.617	06/04/2024	105.284	12/31/2021	5,264,225.00	5,327,602.34	5,264,225.00
91282CCL3	10890	01GRF	U.S. Treasury	Fair	5,000,000.00	0.373	07/15/2024	98.777	12/31/2021	4,938,867.20	5,000,167.76	4,938,867.20
74274TAG5	10907	01GRF	Private Expt Fdg	Fair	3,000,000.00	0.679	07/30/2024	98.365	12/31/2021	2,950,965.00	2,990,119.57	2,950,965.00
30231GBC5	10869	01GRF	Exxon Mobil	Fair	2,800,000.00	0.696	08/16/2024	102.571	12/31/2021	2,871,988.00	2,895,931.11	2,871,988.00
9128283D0	10900	01GRF	Federal Home Loan Bank	Fair	5,000,000.00	0.484	10/31/2024	103.679	12/31/2021	5,183,984.40	5,247,461.26	5,183,984.40
64971XYN2	10875	01GRF	NYC Transitional Fin Authority	Fair	5,500,000.00	0.612	11/01/2024	98.108	12/31/2021	5,395,956.50	5,484,290.21	5,395,956.50
3130AN7P9	10889	01GRF	Federal Home Loan Bank	Fair	5,000,000.00	0.397	01/28/2025	98.634	12/31/2021	4,931,725.00	5,003,922.09	4,931,725.00
74172WAG1	10910	01GRF	Prince George County Rev Autho	Fair	1,130,000.00	1.002	05/01/2025	107.443	12/31/2021	1,214,113.81	1,223,691.16	1,214,113.81
341271AD6	10894	01GRF	Florida St Brd of Adm	Fair	4,000,000.00	0.752	07/01/2025	99.474	12/31/2021	3,978,976.00	4,075,079.86	3,978,976.00
3136G4D75	10825	01GRF	Federal National Mtg Assn	Fair	2,500,000.00	0.599	07/29/2025	97.802	12/31/2021	2,445,050.00	2,500,000.00	2,445,050.00
882724WT0	10915	01GRF	Texas Public Finance Authority	Fair	7,500,000.00	1.296	10/01/2026	117.111	12/31/2021	8,783,385.00	8,774,598.69	8,783,385.00
				Subtotal	142,326,637.76	0.888				144,456,372.38	144,975,123.62	144,456,372.38
Operating Fund												
38145C752	10108	01OF	Goldman Sachs Ila Fed Port	Amort	2,429.07	0.006		100.000	12/31/2021	2,429.07	2,429.07	2,429.07
912796C31	10860	01OF	U.S. Treasury	Fair	6,429,000.00	0.071	01/27/2022	99.999	12/31/2021	6,428,949.28	6,428,674.98	6,428,949.28
				Subtotal	6,431,429.07	0.070				6,431,378.35	6,431,104.05	6,431,378.35
Reserve Maintenance Fund												
38145C752	10106	01RMF	Goldman Sachs Ila Fed Port	Amort	1,734.85	0.006		100.000	12/31/2021	1,734.85	1,734.85	1,734.85
912796C31	10859	01RMF	U.S. Treasury	Fair	11,535,000.00	0.071	01/27/2022	99.999	12/31/2021	11,534,908.99	11,534,416.84	11,534,908.99
				Subtotal	11,536,734.85	0.070				11,536,643.84	11,536,151.69	11,536,643.84
Scudder Falls Insurance Reserv												
38145C752	10506	01SFIR	Goldman Sachs Ila Fed Port	Amort	383.57	0.001		100.000	12/31/2021	383.57	383.57	383.57
912796R35	10919	01SFIR	U.S. Treasury	Fair	4,066,000.00	0.070	06/09/2022	99.952	12/31/2021	4,064,048.32	4,064,742.93	4,064,048.32
				Subtotal	4,066,383.57	0.070				4,064,431.89	4,065,126.50	4,064,431.89
Construction Fund 2019A												
38145C752	10713	06CF19A	Goldman Sachs Ila Fed Port	Amort	0.00	1.231		100.000	12/31/2021	0.00	0.00	0.00
PAINVEST	10752	06CF19A	PA Invest	Amort	9,108,337.49	0.010		100.000	12/31/2021	9,108,337.49	9,108,337.49	9,108,337.49

Data Updated: ~REPORT~: 01/03/2022 12:27

Run Date: 01/03/2022 - 12:28

Portfolio DRJ
AP
IC (PRF_IC) 7.1.1
Report Ver. 7.3.2

Delaware River Joint TBC
Investment Classification
December 31, 2021

Page 3

CUSIP	Investment #	Fund	Issuer	Investment Class	Par Value	YTM	Maturity Date	Market Price	Market Date	Market Value	Book Value	Reported Value
Construction Fund 2019A												
27873KA77	10873	06CF19A	Ebury Finance Ltd	Fair	3,000,000.00	0.223	01/07/2022	99.998	12/31/2021	2,999,943.00	2,999,890.00	2,999,943.00
60689GAJ5	10899	06CF19A	Mizuho Bank Ltd	Fair	2,000,000.00	0.140	01/18/2022	99.992	12/31/2021	1,999,848.00	1,999,867.78	1,999,848.00
05970UAL2	10885	06CF19A	BANCO SANTANDER	Fair	3,000,000.00	0.162	01/20/2022	99.997	12/31/2021	2,999,925.00	2,999,746.67	2,999,925.00
16536JB14	10876	06CF19A	Chesham Finance	Fair	3,000,000.00	0.203	02/01/2022	99.987	12/31/2021	2,999,628.00	2,999,483.33	2,999,628.00
78012KZG5	10720	06CF19A	Royal Bank of Canada	Fair	1,500,000.00	2.057	02/01/2022	100.193	12/31/2021	1,502,902.50	1,500,840.17	1,502,902.50
05253CC12	10883	06CF19A	Aust & NZ Banking Group	Fair	3,000,000.00	0.132	03/01/2022	99.974	12/31/2021	2,999,238.00	2,999,360.83	2,999,238.00
60683CCE9	10918	06CF19A	Mitsubishi UFJ	Fair	7,000,000.00	0.230	03/14/2022	99.965	12/31/2021	6,997,585.00	6,996,779.99	6,997,585.00
53948BD14	10887	06CF19A	Lloyd Bank Corp	Fair	4,000,000.00	0.173	04/01/2022	99.940	12/31/2021	3,997,612.00	3,998,300.01	3,997,612.00
62455BE27	10897	06CF19A	Mountcliff FDG	Fair	3,000,000.00	0.213	05/02/2022	99.899	12/31/2021	2,996,979.00	2,997,882.49	2,996,979.00
06742XNF0	10902	06CF19A	Barclays US Funding LLC	Fair	5,000,000.00	0.172	05/24/2022	99.889	12/31/2021	4,994,475.00	4,996,623.59	4,994,475.00
55607LF17	10905	06CF19A	Macquarie Group	Fair	7,000,000.00	0.182	06/01/2022	99.857	12/31/2021	6,990,032.00	6,994,715.00	6,990,032.00
55607LF17	10917	06CF19A	Macquarie Group	Fair	1,000,000.00	0.272	06/01/2022	99.857	12/31/2021	998,576.00	998,867.50	998,576.00
2254EBGN5	10911	06CF19A	Credit Suisse 355	Fair	5,000,000.00	0.233	07/22/2022	99.817	12/31/2021	4,990,885.00	4,993,547.22	4,990,885.00
53948BH51	10914	06CF19A	Lloyd Bank Corp	Fair	5,000,000.00	0.263	08/05/2022	99.759	12/31/2021	4,987,950.00	4,992,199.99	4,987,950.00
40588MJ73	10921	06CF19A	Halkin Fin LLC	Fair	6,000,000.00	0.426	09/07/2022	99.699	12/31/2021	5,981,982.00	5,982,569.98	5,981,982.00
912828YF1	10843	06CF19A	U.S. Treasury	Fair	1,000,000.00	0.143	09/15/2022	100.861	12/31/2021	1,008,613.28	1,009,526.12	1,008,613.28
084670BJ6	10895	06CF19A	Bershire Hathaway	Fair	1,000,000.00	0.253	02/11/2023	102.584	12/31/2021	1,025,840.00	1,030,435.42	1,025,840.00
166764AH3	10854	06CF19A	Chevron Corp	Fair	2,500,000.00	0.319	06/24/2023	103.206	12/31/2021	2,580,162.50	2,595,344.19	2,580,162.50
				Subtotal	72,108,337.49	0.238				72,160,513.77	72,194,317.77	72,160,513.77
Debt Service Reserve Fund 2012												
38145C752	10260	06DSRF12A	Goldman Sachs IIa Fed Port	Amort	2,086.31	0.006		100.000	12/31/2021	2,086.31	2,086.31	2,086.31
912796C31	10861	06DSRF12A	U.S. Treasury	Fair	2,871,000.00	0.071	01/27/2022	99.999	12/31/2021	2,870,977.35	2,870,854.86	2,870,977.35
				Subtotal	2,873,086.31	0.070				2,873,063.66	2,872,941.17	2,873,063.66
Debt Service Reserve Fund 2015												
38145C752	10349	06DSRF15	Goldman Sachs IIa Fed Port	Amort	1,250.00	0.006		100.000	12/31/2021	1,250.00	1,250.00	1,250.00
912796C31	10862	06DSRF15	U.S. Treasury	Fair	12,764,000.00	0.071	01/27/2022	99.999	12/31/2021	12,763,899.29	12,763,354.71	12,763,899.29
				Subtotal	12,765,250.00	0.071				12,765,149.29	12,764,604.71	12,765,149.29
Debt Service Reserve Fund 2017												
38145C752	10425	06DSRF17	Goldman Sachs IIa Fed Port	Amort	3,113.63	0.006		100.000	12/31/2021	3,113.63	3,113.63	3,113.63
912796C31	10863	06DSRF17	U.S. Treasury	Fair	30,651,000.00	0.071	01/27/2022	99.999	12/31/2021	30,650,758.16	30,649,450.42	30,650,758.16
				Subtotal	30,654,113.63	0.070				30,653,871.79	30,652,564.05	30,653,871.79

Data Updated: ~REPORT~: 01/03/2022 12:27

Run Date: 01/03/2022 - 12:28

Portfolio DRJ
AP
IC (PRF_IC) 7.1.1
Report Ver. 7.3.2

Delaware River Joint TBC
Investment Classification
December 31, 2021

CUSIP	Investment #	Fund	Issuer	Investment Class	Par Value	YTM	Maturity Date	Market Price	Market Date	Market Value	Book Value	Reported Value
Debt Service Reserve Fund 19A												
38145C752	10712	06DSRF19A	Goldman Sachs IIa Fed Port	Amort	3,039.53	0.006		100.000	12/31/2021	3,039.53	3,039.53	3,039.53
912796C31	10866	06DSRF19A	U.S. Treasury	Fair	3,850,000.00	0.071	01/27/2022	99.999	12/31/2021	3,849,969.62	3,849,805.36	3,849,969.62
Subtotal					3,853,039.53	0.070				3,853,009.15	3,852,844.89	3,853,009.15
Total					302,516,392.71	0.495				304,695,814.62	305,246,158.95	304,695,814.62

DELAWARE RIVER JOINT TOLL BRIDGE COMMISSION
Meeting of January 31, 2022
TOLL TRAFFIC AND REVENUE STATISTICS (December 2021)

Summary: The Commission experienced an increase in total toll revenue for December 2021 in comparison to the December 2020 traffic and revenue statistics. [It should be noted that the Commission implemented a toll rate increase on April 11, 2021]. Total toll traffic also reflected an increase for the month of December 2021 when compared to December 2020.

NOTE: *December 2020 traffic and revenue figures for all bridges reflect major decreases as the result of the COVID-19 lockdown.*

Analysis of December 2021 / December 2020 toll revenue data comparison:

- An overall toll revenue increase of 36.96 percent was recorded at the Commission's eight toll bridges for the month of December.
- Commercial-vehicle toll revenue reflected a 24.24 percent increase.
- Passenger-vehicle toll revenue generated an 81.64 percent increase.

Analysis of December 2021 / December 2020 traffic data comparison:

- Total toll traffic increased by 561,939 vehicles, or 18.36 percent for the month.
- Commercial-vehicle traffic increased by 33,243 vehicles, or 6.01 percent.
- Passenger-vehicle toll traffic increased by 528,696 vehicles, or 21.08 percent.
- Average daily toll traffic for the Commission's eight toll bridges for December 2021 was 116,856 total vehicles as compared to the 98,729 total vehicles recorded on the toll bridges in December 2020.
- Total recorded westbound traffic volume at the Commission's toll supported bridges for December 2021 increased by 285,986 vehicles, or 18.7 percent as compared to December 2020. Average daily westbound traffic on the toll supported bridges was 58,484 vehicles in December 2021 as compared to 49,259 vehicles in December 2020.

Traffic analysis for 2021 YTD:

- Total YTD toll traffic for the eight toll bridges reflected a 11.91 percent increase for 2021 as compared to 2020.

- Westbound traffic on the ten toll supported bridges reflected a 13.6 percent increase through 2021 as compared to 2020.

REGION REVIEW:

Southern Region

Total toll traffic at Trenton-Morrisville (TM) reflected an 8.58 percent increase for December 2021 when compared to December 2020 as the result of increases of 47,718 cars and 3,508 trucks. The Scudder Falls Bridge recorded an increase of 36.54 percent in total toll traffic for December 2021 as compared to December 2020 as the result of the increase of 155,205 passenger vehicles and the decrease of 2,922 trucks. At New Hope-Lambertville (NHL), an increase of 30,654 cars combined with an increase of 184 trucks generated an overall increase of 29.21 percent in total toll traffic for December 2021 as compared to December 2020.

Central Region

The I-78 Toll Bridge recorded an increase of 22.82 percent in total toll traffic for the month of December 2021 when compared to December 2020 as the result of increases of 157,145 cars and 18,280 trucks. At the Easton-Phillipsburg (EP) Toll Bridge, the combined increases of 49,050 passenger vehicles and 4,118 trucks resulted in a 14.76 percent increase in total toll traffic for December 2021 as compared to December 2020.

Northern Region

Portland-Columbia (PC) recorded a 16.69 percent increase in total toll traffic during December 2021 compared to December 2020 as the result of increases of 11,137 automobiles and 2,607 trucks. At the Delaware Water Gap (DWG) Toll Bridge, an increase of 74,909 passenger vehicles combined with an increase of 7,307 trucks to generate an overall increase of 12.78 percent in total toll traffic for December 2021 when compared to December 2020. At Milford-Montague (MM), the increase of 2,878 passenger vehicles combined with the increase of 161 trucks produced an increase of 3.51 percent in total toll traffic for December 2021 as compared to December 2020.

E-ZPass Penetration Rates

The table below provides a comparison of the *E-ZPass* penetration rates for the Commission's eight (8) toll bridges for the months of December, 2021 and December 2020, and the year-to-date periods ending December 31, 2021 and December 31, 2020.

		<i>E-ZPass</i> PENETRATION RATES					
		Dec. 2021	Dec. 2020	Change in Monthly Percentage	YTD 2021	YTD 2020	Change in YTD Percentage
All Toll Bridges	Cars	85.36	75.94	9.42	82.19	77.20	4.99
	Trucks	94.96	92.79	2.17	93.72	92.74	0.98
	Total	86.91	78.99	7.92	84.07	79.84	4.23
Trenton - Morrisville	Cars	85.49	70.83	14.66	80.26	72.46	7.80
	Trucks	95.63	92.89	2.74	93.63	93.14	0.49
	Total	86.73	73.64	13.09	81.76	74.81	6.95
Scudder Falls	Cars	89.49	89.85	-0.36	90.34	90.03	0.31
	Trucks	88.54	87.26	1.28	88.44	85.47	2.97
	Total	89.44	89.63	-0.19	90.20	89.67	0.53
New Hope - Lambertville	Cars	93.11	87.12	5.99	91.14	87.31	3.83
	Trucks	93.04	90.77	2.27	91.97	91.02	0.95
	Total	93.11	87.43	5.68	91.21	87.63	3.58
I-78	Cars	82.48	74.76	7.72	79.65	75.91	3.74
	Trucks	95.86	93.96	1.90	94.81	94.00	0.81
	Total	86.63	81.63	5.00	84.31	81.99	2.32
Easton - Phillipsburg	Cars	87.64	72.65	14.99	82.97	74.53	8.44
	Trucks	90.22	87.20	3.02	88.70	87.76	0.94
	Total	87.82	73.68	14.14	83.38	75.46	7.92
Portland - Columbia	Cars	84.22	67.23	16.99	78.85	68.74	10.11
	Trucks	95.04	91.49	3.55	93.43	91.83	1.60
	Total	85.29	69.28	16.01	80.20	70.69	9.51
Delaware Water Gap	Cars	82.05	74.36	7.69	79.32	75.71	3.61
	Trucks	95.45	93.16	2.29	94.28	93.25	1.03
	Total	84.44	77.93	6.51	81.95	78.88	3.07
Milford - Montague	Cars	82.83	69.28	13.55	78.56	71.43	7.13
	Trucks	90.11	88.65	1.46	88.06	87.10	0.96
	Total	83.12	70.04	13.08	78.93	71.97	6.96

DELAWARE RIVER JOINT TOLL BRIDGE COMMISSION

ALL TOLL BRIDGES

COMPARATIVE STATEMENT OF TOLL TRAFFIC AND REVENUE

DECEMBER 2021

JANUARY 1, 2020 DECEMBER 31, 2020 366 DAYS		JANUARY 1, 2021 DECEMBER 31, 2021 365 DAYS		VEHICLE CLASS	MONTH OF DECEMBER 2021 31 DAYS		MONTH OF DECEMBER 2020 31 DAYS	
NUMBER OF VEHICLES	TOTAL REVENUE	NUMBER OF VEHICLES	TOTAL REVENUE		NUMBER OF VEHICLES	TOTAL REVENUE	NUMBER OF VEHICLES	TOTAL REVENUE
31,816,219	\$ 33,968,270.45	35,914,620	\$ 53,017,288.10	Passenger	3,036,259	\$ 4,770,041.60	2,507,563	\$ 2,671,354.10
-	(1,288,659.48)	-	(1,130,680.19)	Discounts *	-	(81,756.00)	-	(90,250.35)
31,816,219	\$ 32,679,610.97	35,914,620	\$ 51,886,607.91	TOTAL PASSENGER	3,036,259	\$ 4,688,285.60	2,507,563	\$ 2,581,103.75
1,195,719	7,819,033.35	1,352,436	11,479,075.00	2-Axle Trucks	111,213	1,017,608.00	107,427	702,053.20
408,342	4,880,971.66	494,063	6,562,759.28	3-Axle Trucks	43,808	598,798.50	35,840	427,799.72
527,083	8,336,721.50	556,185	9,828,055.90	4-Axle Trucks	46,484	848,548.00	40,774	643,624.90
4,234,935	83,365,727.19	4,445,139	97,667,165.69	5-Axle Trucks	376,300	8,569,915.00	358,970	7,060,264.99
134,403	3,123,996.15	117,717	3,067,117.20	6-Axle Trucks	8,168	221,595.00	9,752	226,645.65
2,807	85,220.07	3,982	133,835.84	7-Axle Trucks	300	10,188.50	267	8,246.20
-	-	-	-	Permits	-	-	-	-
6,503,289	\$ 107,611,669.92	6,969,522	\$ 128,738,008.91	TOTAL TRUCKS	586,273	\$ 11,266,653.00	553,030	\$ 9,068,634.66
38,319,508	\$ 140,291,280.89	42,884,142	\$ 180,624,616.82	TOTAL TOLL VEHICLES	3,622,532	\$ 15,954,938.60	3,060,593	11,649,738.41
104,698	\$ 383,309.51	117,491	\$ 494,861.96	DAILY AVERAGE	116,856	\$ 514,675.44	98,729	\$ 375,798.01
YTD Rate Change				MTD Rate Change Traffic				
Traffic (toll)		11.91%		Traffic (toll)		18.36%		
Autos		12.88%		Autos		21.08%		
Trucks		7.17%		Trucks		6.01%		
Revenue		28.75%		Revenue		36.96%		
Autos		58.77%		Autos		81.64%		
Trucks		19.63%		Trucks		24.24%		

NOTE: Total toll traffic and toll revenue for the Commission's bridges increased compared to December 2020. The traffic decreased significantly in December 2020 as a result of COVID-19 pandemic. In June 2021, both PA and NJ Governors implemented reopening plans and began to lift the restrictions on gathering. In addition, toll rate adjustments took effect on April 11th, 2021.

* "Discounts" represents rebates for commuter discounts earned when a customer crosses the Commission's bridges 16 times in a calendar month, as well as discounts for employee's, and Commission vehicle's non-revenue crossings. Starting May 2021, the commuter discount rate is reduced from 40% to 20%.

DELAWARE RIVER JOINT TOLL BRIDGE COMMISSION

TRENTON - MORRISVILLE TOLL BRIDGE

COMPARATIVE STATEMENT OF TOLL TRAFFIC AND REVENUE

DECEMBER 2021

JANUARY 1, 2020 DECEMBER 31, 2020 366 DAYS		JANUARY 1, 2021 DECEMBER 31, 2021 365 DAYS		VEHICLE CLASS	MONTH OF DECEMBER 2021 31 DAYS		MONTH OF DECEMBER 2020 31 DAYS	
NUMBER OF VEHICLES	TOTAL REVENUE	NUMBER OF VEHICLES	TOTAL REVENUE		NUMBER OF VEHICLES	TOTAL REVENUE	NUMBER OF VEHICLES	TOTAL REVENUE
6,555,750	\$ 6,592,685.00 (236,698.56)	6,945,708	\$ 10,113,581.25 (205,172.74)	Passenger Discounts *	568,751	\$ 894,355.00 (14,342.33)	521,033	\$ 523,590.00 (16,693.99)
6,555,750	\$ 6,355,986.44	6,945,708	\$ 9,908,408.51	TOTAL PASSENGER	568,751	\$ 880,012.67	521,033	\$ 506,896.01
326,814	2,108,443.35	290,951	2,420,223.30	2-Axle Trucks	30,606	278,541.00	30,188	194,500.80
105,403	1,255,706.40	138,927	1,831,862.40	3-Axle Trucks	13,174	179,886.00	10,013	119,382.00
93,982	1,490,000.00	105,191	1,857,418.80	4-Axle Trucks	8,589	156,928.00	8,105	128,857.60
310,184	6,100,828.00	337,187	7,438,855.50	5-Axle Trucks	26,879	615,317.50	27,441	539,094.00
2,701	63,830.40	3,353	87,036.60	6-Axle Trucks	247	6,783.00	240	5,683.20
190	5,488.00	269	8,719.70	7-Axle Trucks	23	767.00	23	639.60
				Permits				
839,274	\$ 11,024,296.15	875,878	\$ 13,644,116.30	TOTAL TRUCKS	79,518	\$ 1,238,222.50	76,010	\$ 988,157.20
7,395,024	\$ 17,380,282.59	7,821,586	\$ 23,552,524.81	TOTAL TOLL VEHICLES	648,269	\$ 2,118,235.17	597,043	\$ 1,495,053.21
20,205	\$ 47,487.11	21,429	\$ 64,527.47	DAILY AVERAGE	20,912	\$ 68,330.17	19,259	\$ 48,227.52
Rate Change					Rate Change			
Traffic (toll)		5.77%			Traffic (toll)		8.58%	
Autos		5.95%			Autos		9.16%	
Trucks		4.36%			Trucks		4.62%	
Revenue		35.51%			Revenue		41.68%	
Autos		55.89%			Autos		73.61%	
Trucks		23.76%			Trucks		25.31%	

DELAWARE RIVER JOINT TOLL BRIDGE COMMISSION

SCUDDER FALLS TOLL BRIDGE

COMPARATIVE STATEMENT OF TOLL TRAFFIC AND REVENUE

DECEMBER 2021

JANUARY 1, 2020 DECEMBER 31, 2020 366 DAYS		JANUARY 1, 2021 DECEMBER 31, 2021 365 DAYS		VEHICLE CLASS	MONTH OF DECEMBER 2021 31 DAYS		MONTH OF DECEMBER 2020 31 DAYS	
NUMBER OF VEHICLES	TOTAL REVENUE	NUMBER OF VEHICLES	TOTAL REVENUE		NUMBER OF VEHICLES	TOTAL REVENUE	NUMBER OF VEHICLES	TOTAL REVENUE
4,902,761	\$ 6,814,661.45	5,763,196	\$ 8,189,162.10	Passenger	536,685	\$ 773,974.60	381,480	\$ 530,682.10
	(321,643.59)		(246,576.94)	Discounts *		(18,138.45)		(23,251.78)
4,902,761	\$ 6,493,017.86	5,763,196	\$ 7,942,585.16	TOTAL PASSENGER	536,685	\$ 755,836.15	381,480	\$ 507,430.32
169,342	1,203,071.40	207,907	1,781,729.80	2-Axle Trucks	13,462	122,615.00	15,406	109,275.95
42,697	547,000.06	51,626	693,428.18	3-Axle Trucks	3,787	51,576.00	3,628	46,397.72
27,614	472,476.70	31,377	564,543.50	4-Axle Trucks	2,356	43,100.00	1,977	33,722.50
183,657	3,914,483.19	157,024	3,513,173.19	5-Axle Trucks	12,503	285,260.00	13,985	297,150.99
2,467	63,331.35	3,188	85,312.20	6-Axle Trucks	156	4,245.00	201	5,092.05
462	14,328.27	440	14,387.34	7-Axle Trucks	50	1,659.00	39	1,199.00
				Permits				
426,239	\$ 6,214,690.97	451,562	\$ 6,652,574.21	TOTAL TRUCKS	32,314	\$ 508,455.00	35,236	\$ 492,838.21
5,329,000	\$ 12,707,708.83	6,214,758	\$ 14,595,159.37	TOTAL TOLL VEHICLES	568,999	\$ 1,264,291.15	416,716	\$ 1,000,268.53
14,560	\$ 34,720.52	17,027	\$ 39,986.74	DAILY AVERAGE	18,355	\$ 40,783.59	13,442	\$ 32,266.73
Rate Change					Rate Change			
Traffic (toll)		16.62%			Traffic (toll)		36.54%	
Autos		17.55%			Autos		40.68%	
Trucks		5.94%			Trucks		-8.29%	
Revenue		14.85%			Revenue		26.40%	
Autos		22.33%			Autos		48.95%	
Trucks		7.05%			Trucks		3.17%	

DELAWARE RIVER JOINT TOLL BRIDGE COMMISSION

NEW HOPE - LAMBERTVILLE TOLL BRIDGE

COMPARATIVE STATEMENT OF TOLL TRAFFIC AND REVENUE

DECEMBER 2021

JANUARY 1, 2020 DECEMBER 31, 2020 366 DAYS		JANUARY 1, 2021 DECEMBER 31, 2021 365 DAYS		VEHICLE CLASS	MONTH OF DECEMBER 2021 31 DAYS		MONTH OF DECEMBER 2020 31 DAYS	
NUMBER OF VEHICLES	TOTAL REVENUE	NUMBER OF VEHICLES	TOTAL REVENUE		NUMBER OF VEHICLES	TOTAL REVENUE	NUMBER OF VEHICLES	TOTAL REVENUE
1,191,055	\$ 1,203,856.00	1,355,336	\$ 1,830,898.00	Passenger	127,275	\$ 180,190.00	96,621	\$ 97,392.00
	(66,811.28)		(67,131.45)	Discounts *		(3,794.62)		(4,410.53)
1,191,055	\$ 1,137,044.72	1,355,336	\$ 1,763,766.55	TOTAL PASSENGER	127,275	\$ 176,395.38	96,621	\$ 92,981.47
48,158	310,951.55	52,322	441,333.60	2-Axle Trucks	3,976	36,344.00	4,227	27,209.00
14,108	168,235.20	14,942	198,705.60	3-Axle Trucks	977	13,264.50	829	9,855.60
11,871	186,440.00	11,298	199,394.80	4-Axle Trucks	846	15,484.00	800	12,566.40
37,237	733,446.00	38,193	838,051.00	5-Axle Trucks	3,125	71,045.00	2,936	57,814.00
1,922	43,869.60	1,884	49,054.20	6-Axle Trucks	196	5,340.00	145	3,336.00
35	1,000.80	33	1,030.70	7-Axle Trucks	2	63.00	1	40.00
				Permits				
113,331	\$ 1,443,943.15	118,672	\$ 1,727,569.90	TOTAL TRUCKS	9,122	\$ 141,540.50	8,938	\$ 110,821.00
1,304,386	\$ 2,580,987.87	1,474,008	\$ 3,491,336.45	TOTAL TOLL VEHICLES	136,397	\$ 317,935.88	105,559	\$ 203,802.47
3,564	\$ 7,051.88	4,038	\$ 9,565.31	DAILY AVERAGE	4,400	\$ 10,256.00	3,405	\$ 6,574.27
Rate Change				Rate Change				
Traffic (toll)				Traffic (toll)				
Autos				Autos				
Trucks				Trucks				
Revenue				Revenue				
Autos				Autos				
Trucks				Trucks				

DELAWARE RIVER JOINT TOLL BRIDGE COMMISSION

I78 TOLL BRIDGE

COMPARATIVE STATEMENT OF TOLL TRAFFIC AND REVENUE

DECEMBER 2021

JANUARY 1, 2020 DECEMBER 31, 2020 366 DAYS			JANUARY 1, 2021 DECEMBER 31, 2021 365 DAYS			MONTH OF DECEMBER 2021 31 DAYS			MONTH OF DECEMBER 2020 31 DAYS			
NUMBER OF VEHICLES		TOTAL REVENUE	NUMBER OF VEHICLES		TOTAL REVENUE	VEHICLE CLASS	NUMBER OF VEHICLES		TOTAL REVENUE	NUMBER OF VEHICLES		TOTAL REVENUE
6,328,369	\$	6,403,211.00	7,736,341	\$	11,951,396.75	Passenger Discounts *	651,062	\$	1,081,241.00	493,917	\$	498,649.00
		(230,709.87)			(189,814.49)				(13,801.82)			(16,076.77)
6,328,369	\$	6,172,501.13	7,736,341	\$	11,761,582.26	TOTAL PASSENGER	651,062	\$	1,067,439.18	493,917	\$	482,572.23
296,731		1,910,563.20	352,795		3,006,607.85	2-Axle Trucks	27,954		257,033.00	26,326		169,562.90
135,606		1,600,026.00	158,175		2,098,757.70	3-Axle Trucks	15,138		207,306.00	12,444		146,514.00
256,104		4,021,331.20	249,344		4,387,685.60	4-Axle Trucks	21,121		385,224.00	19,940		311,974.40
2,426,563		47,544,240.00	2,593,758		56,907,648.00	5-Axle Trucks	223,636		5,090,140.00	209,551		4,105,064.00
92,030		2,133,576.00	76,637		1,994,689.20	6-Axle Trucks	5,155		139,746.00	6,475		150,093.60
1,297		39,029.20	2,461		83,854.90	7-Axle Trucks	136		4,673.50	124		3,817.60
						Permits						
3,208,331	\$	57,248,765.60	3,433,170	\$	68,479,243.25	TOTAL TRUCKS	293,140	\$	6,084,122.50	274,860	\$	4,887,026.50
9,536,700	\$	63,421,266.73	11,169,511	\$	80,240,825.51	TOTAL TOLL VEHICLES	944,202	\$	7,151,561.68	768,777	\$	5,369,598.73
26,057	\$	173,282.15	30,601	\$	219,837.88	DAILY AVERAGE	30,458	\$	230,695.54	24,799	\$	173,212.86
Rate Change										Rate Change		
Traffic (toll)		17.12%								Traffic (toll)		22.82%
Autos		22.25%								Autos		31.82%
Trucks		7.01%								Trucks		6.65%
Revenue		26.52%								Revenue		33.19%
Autos		90.55%								Autos		121.20%
Trucks		19.62%								Trucks		24.50%

DELAWARE RIVER JOINT TOLL BRIDGE COMMISSION

EASTON - PHILLIPSBURG TOLL BRIDGE

COMPARATIVE STATEMENT OF TOLL TRAFFIC AND REVENUE

DECEMBER 2021

JANUARY 1, 2020 DECEMBER 31, 2020 366 DAYS		JANUARY 1, 2021 DECEMBER 31, 2021 365 DAYS		VEHICLE CLASS	MONTH OF DECEMBER 2021 31 DAYS		MONTH OF DECEMBER 2020 31 DAYS	
NUMBER OF VEHICLES	TOTAL REVENUE	NUMBER OF VEHICLES	TOTAL REVENUE		NUMBER OF VEHICLES	TOTAL REVENUE	NUMBER OF VEHICLES	TOTAL REVENUE
3,966,048	\$ 3,994,240.00	4,376,912	\$ 6,175,995.00	Passenger	383,885	\$ 582,439.50	334,835	\$ 336,594.00
	(140,398.77)		(128,231.21)	Discounts *		(9,365.01)		(9,722.49)
3,966,048	\$ 3,853,841.23	4,376,912	\$ 6,047,763.79	TOTAL PASSENGER	383,885	\$ 573,074.49	334,835	\$ 326,871.51
115,665	747,219.85	127,740	1,083,402.85	2-Axle Trucks	10,454	95,884.00	10,693	69,091.10
35,583	423,620.40	38,004	506,562.90	3-Axle Trucks	3,393	46,431.00	2,849	33,968.40
31,342	495,254.40	34,450	612,809.60	4-Axle Trucks	2,736	50,064.00	2,189	34,616.00
115,438	2,270,194.00	131,456	2,903,804.50	5-Axle Trucks	12,896	294,800.00	9,638	189,614.00
970	22,876.80	1,150	30,441.00	6-Axle Trucks	69	1,878.00	71	1,680.00
49	1,383.60	172	5,420.50	7-Axle Trucks	22	712.00	12	346.40
				Permits	-	-	-	-
299,047	\$ 3,960,549.05	332,972	\$ 5,142,441.35	TOTAL TRUCKS	29,570	\$ 489,769.00	25,452	\$ 329,315.90
4,265,095	\$ 7,814,390.28	4,709,884	\$ 11,190,205.14	TOTAL TOLL VEHICLES	413,455	\$ 1,062,843.49	360,287	\$ 656,187.41
11,653	\$ 21,350.79	12,904	\$ 30,658.10	DAILY AVERAGE	13,337	\$ 34,285.27	11,622	\$ 21,167.34
Rate Change				Rate Change				
Traffic (toll)				Traffic (toll)				14.76%
Autos				Autos				14.65%
Trucks				Trucks				16.18%
Revenue				Revenue				61.97%
Autos				Autos				75.32%
Trucks				Trucks				48.72%

DELAWARE RIVER JOINT TOLL BRIDGE COMMISSION

PORTLAND - COLUMBIA TOLL BRIDGE

COMPARATIVE STATEMENT OF TOLL TRAFFIC AND REVENUE

DECEMBER 2021

JANUARY 1, 2020 DECEMBER 31, 2020 366 DAYS		JANUARY 1, 2021 DECEMBER 31, 2021 365 DAYS		VEHICLE CLASS	MONTH OF DECEMBER 2021 31 DAYS		MONTH OF DECEMBER 2020 31 DAYS	
NUMBER OF VEHICLES	TOTAL REVENUE	NUMBER OF VEHICLES	TOTAL REVENUE		NUMBER OF VEHICLES	TOTAL REVENUE	NUMBER OF VEHICLES	TOTAL REVENUE
1,028,804	\$ 1,041,264.00 (37,929.22)	1,061,878	\$ 1,572,462.25 (44,216.13)	Passenger Discounts *	86,521	\$ 136,321.75 (2,720.62)	75,384	\$ 76,030.00 (2,511.74)
1,028,804	\$ 1,003,334.78	1,061,878	\$ 1,528,246.12	TOTAL PASSENGER	86,521	\$ 133,601.13	75,384	\$ 73,518.26
23,360	151,240.05	27,095	230,176.85	2-Axle Trucks	2,305	21,102.00	1,960	12,655.50
8,407	100,378.80	9,850	131,283.00	3-Axle Trucks	889	12,160.50	636	7,588.80
25,499	406,624.00	30,838	549,270.40	4-Axle Trucks	2,888	52,548.00	1,512	23,985.60
37,332	737,500.00	40,667	897,406.00	5-Axle Trucks	3,436	78,132.50	2,820	55,604.00
196	4,684.80	237	6,320.40	6-Axle Trucks	33	900.00	17	408.00
7	200.00	19	617.50	7-Axle Trucks	1	31.50		
				Permits				
94,801	\$ 1,400,627.65	108,706	\$ 1,815,074.15	TOTAL TRUCKS	9,552	\$ 164,874.50	6,945	\$ 100,241.90
1,123,605	\$ 2,403,962.43	1,170,584	\$ 3,343,320.27	TOTAL TOLL VEHICLES	96,073	\$ 298,475.63	82,329	\$ 173,760.16
3,070	\$ 6,568.20	3,207	\$ 9,159.78	DAILY AVERAGE	3,099	\$ 9,628.25	2,656	\$ 5,605.17
Rate Change					Rate Change			
Traffic (toll)		4.18%			Traffic (toll)		16.69%	
Autos		3.21%			Autos		14.77%	
Trucks		14.67%			Trucks		37.54%	
Revenue		39.08%			Revenue		71.77%	
Autos		52.32%			Autos		81.73%	
Trucks		29.59%			Trucks		64.48%	

DELAWARE RIVER JOINT TOLL BRIDGE COMMISSION

DELAWARE WATER GAP TOLL BRIDGE

COMPARATIVE STATEMENT OF TOLL TRAFFIC AND REVENUE

DECEMBER 2021

JANUARY 1, 2020 DECEMBER 31, 2020 366 DAYS		JANUARY 1, 2021 DECEMBER 31, 2021 365 DAYS		MONTH OF DECEMBER 2021 31 DAYS		MONTH OF DECEMBER 2020 31 DAYS		
NUMBER OF VEHICLES	TOTAL REVENUE	NUMBER OF VEHICLES	TOTAL REVENUE	VEHICLE CLASS	NUMBER OF VEHICLES	TOTAL REVENUE	NUMBER OF VEHICLES	TOTAL REVENUE
6,722,245	\$ 6,782,461.00	7,520,295	\$ 11,455,162.25	Passenger	596,054	\$ 983,642.25	521,145	\$ 524,474.00
-	(217,651.38)		(204,520.79)	Discounts *	-	(14,715.62)	-	(15,166.57)
6,722,245	\$ 6,564,809.62	7,520,295	\$ 11,250,641.46	TOTAL PASSENGER	596,054	\$ 968,926.63	521,145	\$ 509,307.43
193,771	1,246,774.10	266,814	2,286,724.30	2-Axle Trucks	20,185	185,111.00	16,607	106,759.90
62,502	737,712.00	78,708	1,050,345.60	3-Axle Trucks	6,220	84,985.50	5,242	61,723.20
76,840	1,204,136.00	90,130	1,593,450.80	4-Axle Trucks	7,724	141,084.00	5,956	93,256.00
1,113,832	21,853,548.00	1,135,604	24,919,068.00	5-Axle Trucks	92,977	2,115,670.00	91,705	1,798,302.00
34,000	789,028.80	31,154	811,244.40	6-Axle Trucks	2,306	62,541.00	2,594	60,141.60
759	23,554.20	587	19,777.20	7-Axle Trucks	66	2,282.50	67	2,163.60
				Permits				
1,481,704	\$ 25,854,753.10	1,602,997	\$ 30,680,610.30	TOTAL TRUCKS	129,478	\$ 2,591,674.00	122,171	\$ 2,122,346.30
8,203,949	\$ 32,419,562.72	9,123,292	\$ 41,931,251.76	TOTAL TOLL VEHICLES	725,532	\$ 3,560,600.63	643,316	\$ 2,631,653.73
22,415	\$ 88,578.04	24,995	\$ 114,880.14	DAILY AVERAGE	23,404	\$ 114,858.08	20,752	\$ 84,892.06
Rate Change				Rate Change				
Traffic (toll)		11.21%		Traffic (toll)		12.78%		
Autos		11.87%		Autos		14.37%		
Trucks		8.19%		Trucks		5.98%		
Revenue		29.34%		Revenue		35.30%		
Autos		71.38%		Autos		90.24%		
Trucks		18.67%		Trucks		22.11%		

DELAWARE RIVER JOINT TOLL BRIDGE COMMISSION

MILFORD - MONTAGUE TOLL BRIDGE

COMPARATIVE STATEMENT OF TOLL TRAFFIC AND REVENUE

DECEMBER 2021

JANUARY 1, 2020 DECEMBER 31, 2020 366 DAYS		JANUARY 1, 2021 DECEMBER 31, 2021 365 DAYS		VEHICLE CLASS	MONTH OF DECEMBER 2021 31 DAYS		MONTH OF DECEMBER 2020 31 DAYS	
NUMBER OF VEHICLES	TOTAL REVENUE	NUMBER OF VEHICLES	TOTAL REVENUE		NUMBER OF VEHICLES	TOTAL REVENUE	NUMBER OF VEHICLES	TOTAL REVENUE
1,121,187	\$ 1,135,892.00 (36,816.81)	1,154,954	\$ 1,728,630.50 (45,016.44)	Passenger Discounts *	86,026	\$ 137,877.50 (4,877.53)	83,148	\$ 83,943.00 (2,416.48)
1,121,187	\$ 1,099,075.19	1,154,954	\$ 1,683,614.06	TOTAL PASSENGER	86,026	\$ 132,999.97	83,148	\$ 81,526.52
21,878	140,769.85	26,812	228,876.45	2-Axle Trucks	2,271	20,978.00	2,020	12,998.05
4,036	48,292.80	3,831	51,813.90	3-Axle Trucks	230	3,189.00	199	2,370.00
3,831	60,459.20	3,557	63,482.40	4-Axle Trucks	224	4,116.00	295	4,646.40
10,692	211,488.00	11,250	249,159.50	5-Axle Trucks	848	19,550.00	894	17,622.00
117	2,798.40	114	3,019.20	6-Axle Trucks	6	162.00	9	211.20
8	236.00	1	28.00	7-Axle Trucks			1	40.00
				Permits				
40,562	\$ 464,044.25	45,565	\$ 596,379.45	TOTAL TRUCKS	3,579	\$ 47,995.00	3,418	\$ 37,887.65
1,161,749	\$ 1,563,119.44	1,200,519	\$ 2,279,993.51	TOTAL TOLL VEHICLES	89,605	\$ 180,994.97	86,566	\$ 119,414.17
3,174	\$ 4,270.82	3,289	\$ 6,246.56	DAILY AVERAGE	2,890	\$ 5,838.55	2,792	\$ 3,852.07
Rate Change				Rate Change				
Traffic (toll)				Traffic (toll)				
Autos				Autos				
Trucks				Trucks				
Revenue				Revenue				
Autos				Autos				
Trucks				Trucks				



Delaware River Joint Toll Bridge Commission Toll Supported Bridge - Westbound Traffic Counts

December 2021

Bridge	Westbound Volume					
	December 2021	December 2020	% Change	YTD 2021	YTD 2020	% Change
Lower Trenton	415,464	346,767	19.8%	4,949,385	4,312,887	14.8%
Calhoun Street	330,836	252,898	30.8%	3,666,994	3,140,947	16.7%
Washington Crossing	113,569	104,225	9.0%	1,472,446	1,355,544	8.6%
New Hope - Lambertville	222,679	195,802	13.7%	2,588,567	2,062,689	25.5%
Centre Bridge - Stockton ¹	62,589	67,645	-7.5%	869,478	871,955	-0.3%
Uhlerstown - Frenchtown	91,690	61,039	50.2%	1,056,665	953,003	10.9%
Upper Black Eddy - Milford	56,747	52,717	7.6%	650,815	610,773	6.6%
Riegelsville	50,981	42,038	21.3%	605,842	540,191	12.2%
Northampton Street	378,242	323,515	16.9%	4,440,857	3,975,741	11.7%
Riverton - Belvidere	90,204	80,369	12.2%	1,117,096	1,037,592	7.7%
Total	1,813,001	1,527,015	18.7%	21,418,146	18,861,322	13.6%

NOTES:

1. River Road (SR 32) North, and Upper York Road (SR 263) West of Centre Bridge remain closed from Tropical Storm Ida in September 2021.

On 4/11/21, a toll adjustment at the Commission's 8 Toll Bridges was implemented.

On 3/19/20, Due to COVID-19 Pandemic, PA Governor Wolf Orders Closure of Non-Life-Sustaining Businesses at 8 p.m. On 3/23/20, Gov. Wolf begins to issue Stay at Home Orders to specific counties.

On 3/21/20 Due to COVID-19 Pandemic, NJ Governor Murphy Announces Statewide Stay at Home Order, Closure of All Non-Essential Retail Businesses.



Delaware River Joint Toll Bridge Commission Toll-Supported Bridge Traffic Counts December 2021

Bridge	Eastbound				Westbound				Total Volume	
	December 2021		December 2020		December 2021		December 2020			
	Volume	% of Total	Volume	% of Total	Volume	% of Total	Volume	% of Total	December 2021	December 2020
Lower Trenton	79,206	16.0%	69,346	16.7%	415,464	84.0%	346,767	83.3%	494,670	416,113
Calhoun Street	168,912	33.8%	135,006	34.8%	330,836	66.2%	252,898	65.2%	499,748	387,904
Washington Crossing	90,244	44.3%	47,936	31.5%	113,569	55.7%	104,225	68.5%	203,813	152,161
New Hope-Lambertville	156,567	41.3%	135,810	41.0%	222,679	58.7%	195,802	59.0%	379,246	331,612
Centre Bridge-Stockton ¹	48,434	43.6%	55,342	45.0%	62,589	56.4%	67,645	55.0%	111,023	122,987
Uhlerstown-Frenchtown	41,690	31.3%	36,980	37.7%	91,690	68.7%	61,039	62.3%	133,380	98,019
Upper Black Eddy-Milford	48,214	45.9%	41,690	44.2%	56,747	54.1%	52,717	55.8%	104,961	94,407
Riegelsville	44,403	46.6%	37,785	47.3%	50,981	53.4%	42,038	52.7%	95,384	79,823
Northampton Street	129,410	25.5%	123,613	27.6%	378,242	74.5%	323,515	72.4%	507,652	447,128
Riverton-Belvidere	52,221	36.7%	44,670	35.7%	90,204	63.3%	80,369	64.3%	142,425	125,039
Total	859,301	32.2%	728,178	32.3%	1,813,001	67.8%	1,527,015	67.7%	2,672,302	2,255,193

NOTES:

1. River Road (SR 32) North, and Upper York Road (SR 263) West of Centre Bridge remain closed from Tropical Storm Ida in September 2021.

On 4/11/21, a toll adjustment at the Commission's 8 Toll Bridges was implemented.

On 3/19/20, Due to COVID-19 Pandemic, PA Governor Wolf Orders Closure of Non-Life-Sustaining Businesses at 8 p.m. On 3/23/20, Gov. Wolf begins to issue Stay at Home Orders to specific counties.

On 3/21/20 Due to COVID-19 Pandemic, NJ Governor Murphy Announces Statewide Stay at Home Order, Closure of All Non-Essential Retail Businesses.

This Table added in September 2020.



Delaware River Joint Toll Bridge Commission Toll Supported Bridge - Two Way Traffic Counts

December 2021

Bridge	Total Volume					
	December 2021	December 2020	% Change	YTD 2021	YTD 2020	% Change
Lower Trenton	494,670	416,113	18.9%	5,895,098	5,212,653	13.1%
Calhoun Street	499,748	387,904	28.8%	5,557,182	4,820,191	15.3%
Washington Crossing	203,813	152,161	33.9%	2,329,415	2,038,656	14.3%
New Hope - Lambertville	379,246	331,612	14.4%	4,454,221	3,763,235	18.4%
Centre Bridge - Stockton ¹	111,023	122,987	-9.7%	1,582,589	1,642,982	-3.7%
Uhlerstown - Frenchtown	133,380	98,019	36.1%	1,625,464	1,443,708	12.6%
Upper Black Eddy-Milford	104,961	94,407	11.2%	1,232,463	1,161,077	6.1%
Riegelsville	95,384	79,823	19.5%	1,134,040	1,030,592	10.0%
Northampton Street	507,652	447,128	13.5%	6,015,807	5,541,755	8.6%
Riverton - Belvidere	142,425	125,039	13.9%	1,748,510	1,638,772	6.7%
Total	2,672,302	2,255,193	18.5%	31,574,789	28,293,621	11.6%

NOTES:

1. River Road (SR 32) North, and Upper York Road (SR 263) West of Centre Bridge remain closed from Tropical Storm Ida in September 2021.

On 4/11/21, a toll adjustment at the Commission's 8 Toll Bridges was implemented.

On 3/19/20, Due to COVID-19 Pandemic, PA Governor Wolf Orders Closure of Non-Life-Sustaining Businesses at 8 p.m. On 3/23/20, Gov. Wolf begins to issue Stay at Home Orders to specific counties.

On 3/21/20 Due to COVID-19 Pandemic, NJ Governor Murphy Announces Statewide Stay at Home Order, Closure of All Non-Essential Retail Businesses.



Delaware River Joint Toll Bridge Commission Toll Bridge - Two Way Traffic Counts December 2021

Bridge	Total Volume (all classes)					
	December 2021	December 2020	% Change	YTD 2021	YTD 2020	% Change
Trenton - Morrisville	1,603,853	1,395,904	14.9%	19,211,678	17,356,928	10.7%
Scudder Falls ¹	1,199,106	863,852	38.8%	12,529,951	11,090,059	13.0%
New Hope - Lambertville	340,604	258,267	31.9%	3,664,318	3,212,455	14.1%
Interstate 78	1,948,783	1,576,901	23.6%	22,925,366	19,561,768	17.2%
Easton - Phillipsburg	1,089,327	922,479	18.1%	12,168,603	11,083,760	9.8%
Portland - Columbia	204,052	177,174	15.2%	2,490,606	2,342,258	6.3%
Delaware Water Gap	1,402,103	1,248,261	12.3%	17,993,684	16,151,164	11.4%
Milford - Montague	198,006	187,588	5.6%	2,672,463	2,545,514	5.0%
Total	7,985,834	6,630,426	20.4%	93,656,669	83,343,906	12.4%

NOTES:

1. Construction began in June 2017 under contract T-688A for the Scudder Falls Replacement Bridge. In July 2019, SFB became a Toll Bridge. SFB Replacement Project reached substantial completion on December 17, 2021. The "substantial completion" construction milestone means all long-term uninterrupted lane and ramp closures are over for the project. Only short-term travel restrictions will be needed to complete remaining project tasks going forward.

On 4/11/21, a toll adjustment at the Commission's 8 Toll Bridges was implemented.

On 3/19/20, Due to COVID-19 Pandemic, PA Governor Wolf Orders Closure of Non-Life-Sustaining Businesses at 8 p.m. On 3/23/20, Gov. Wolf begins to issue Stay at Home Orders to specific counties.

On 3/21/20 Due to COVID-19 Pandemic, NJ Governor Murphy Announces Statewide Stay at Home Order, Closure of All Non-Essential Retail Businesses.

DELAWARE RIVER JOINT TOLL BRIDGE COMMISSION

Meeting of January 31st, 2022

STATISTICAL SUMMARY OF EXPENDITURES

There follows reports entitled **“Budget vs Actual”** covering the month of December 2021 and the entire fiscal year 2021 relative to Toll Bridges, Toll Supported Bridges and Administration departments.

Total operating expense totaled \$7,319,757 for the month of December. For the fiscal year 2021, total expense amounted to \$71,238,934, which represented 92.36% of the operating budget.

There were three payrolls during the month of December, which resulted in higher than normal payroll related expense. This additional payroll was accounted for in the Commission’s 2021 operating budget.

During 2021 year end closing, accrual adjustments were made for unused sick (-\$17,977), earned vacation time (\$11,233), as well as payroll and pension expenses (\$172,234).

2021 budget surplus totaled \$5,888,957, mainly due to savings in the Regular Employee Salaries and Healthcare Costs. Regular Employee Salaries finished the year with \$1,022,239 budget savings due to high vacancy rate and savings from retirements in year 2021. In addition, Employee Healthcare Benefit Costs were \$1,275,747 or 11.99% under 2021 budget as a result of lower medical/prescription insurance claims and high vacancy rate in year 2021.

2021 EZPass Operating Expense totaled \$8,733,614, which was \$1,382,090 higher compared to year 2020, due to increases in the violation processing cost and EZPass credit card fee charge. We collected more violation administration fee in year 2021. The EZPass toll revenue went up as a result of increase in EZPass penetration rate after the toll rate adjustment in April 2021.

During year 2021, we spent \$59,862 on COVID-19 related expenses. We purchased \$27,924 Personal Protective Equipment (PPE) for our workers, \$16,535 for the installation of divider panels in the boardroom and conference rooms at Scudder Falls Administration Building, and \$15,403 on cleaning supplies and other miscellaneous items.

All unused encumbrances related to operating purchase orders have been removed from the expense reports.

There were no other unusual charges during the year of 2021.

Delaware River Joint Toll Bridge Commission
Budget vs Actual
For the Twelve Months Ending December 31, 2021

TOTAL COMMISSION

	Annual Budget 2021	YTD Budget 2021	Expended For The Month	Expended Year To Date	Encumbered	Remaining Annual Budget
Regular Employee Salaries	\$24,207,016	24,207,016	\$2,785,856	\$23,184,782	\$0	\$1,022,233.47
Part-Tiime Employee Wages	267,948	267,948	31,432	216,450	0	51,498
Overtime Wages	593,554	593,554	91,219	512,277	0	81,277
Pension Contributions	8,201,553	8,201,553	906,102	7,478,570	0	722,983
FICA Contributions	2,020,366	2,020,366	219,042	1,902,502	0	117,865
Regular Employee Healthcare Benefits	10,636,564	10,636,564	934,973	9,360,817	0	1,275,747
Life Insurance Benefits	234,912	234,912	19,328	222,163	0	12,749
Unemployment Compensation Benefits	44,100	44,100	0	17,678	0	26,422
Utility Expense	755,501	755,501	70,169	675,653	0	79,848
Office Expense	309,363	309,363	17,976	182,902	0	126,460
Telecommunication Expense	1,502,447	1,502,447	157,669	1,417,092	0	85,355
Information Technology Expense	912,259	912,259	188,252	796,819	0	115,440
Professional Development/Meetings	531,499	531,499	10,858	136,229	0	395,270
Vehicle Maintenance Expense and Fuel	515,659	515,659	64,671	450,503	0	65,156
Operations Maintenance Expense	1,477,136	1,477,136	189,362	1,177,709	0	299,427
ESS Operating Maintenance Expense	1,246,045	1,246,045	78,831	933,866	0	312,179
Commission Expense	19,448	19,448	1,309	8,166	0	11,282
Toll Collection Expense	84,803	84,803	8,493	68,312	0	16,491
Uniform Expense	191,214	191,214	38,480	153,528	0	37,686
Business Insurance	4,723,456	4,723,456	364,507	4,353,362	0	370,094
Licenses & Inspections Expense	10,594	10,594	607	8,792	0	1,802
Advertising	59,027	59,027	15,851	31,984	0	27,043
Professional Services	1,861,732	1,861,732	368,588	1,532,303	0	329,429
State Police Bridge Security	6,580,762	6,580,762	562,194	6,485,537	0	95,224
EZP Equip/Traffic Counter Maint	1,400,000	1,400,000	99,184	1,190,074	0	209,927
General Contingency	7,250	7,250	0	7,250	0	0
EZPass Operating Expense	8,733,685	8,733,685	911,827	8,733,614	0	70
Total	\$77,127,891	\$77,127,891	\$8,136,780	\$71,238,934	\$0	\$5,888,957

Delaware River Joint Toll Bridge Commission
Budget vs Actual
For the Twelve Months Ending December 31, 2021

ADMINISTRATION*

	Annual Budget 2021	YTD Budget 2021	Expended For The Month	Expended Year To Date	Encumbered	Remaining Annual Budget
OPERATING EXPENSE						
Regular Employee Salaries	\$4,605,495	4,605,495	\$529,823	\$4,407,350	\$0	\$198,144.88
Overtime Wages	7,022	7,022	888	5,122	0	1,900
Pension Contributions	1,439,715	1,439,715	155,432	1,302,900	0	136,816
FICA Contributions	352,781	352,781	33,575	321,593	0	31,188
Regular Employee Healthcare Benefits	1,343,882	1,343,882	118,851	1,194,441	0	149,441
Life Insurance Benefits	44,226	44,226	3,828	41,127	0	3,099
Unemployment Compensation Benefits	44,100	44,100	0	17,678	0	26,422
Utility Expense	96,800	96,800	3,730	89,491	0	7,309
Office Expense	205,120	205,120	12,632	138,095	0	67,025
Telecommunication Expense	131,656	131,656	9,941	114,181	0	17,475
Information Technology Expense	909,714	909,714	188,252	796,819	0	112,896
Professional Development/Meetings	121,872	121,872	3,463	52,734	0	69,138
Vehicle Maintenance Expense and Fuel	34,841	34,841	3,353	30,495	0	4,346
Operations Maintenance Expense	127,544	127,544	39,029	105,279	0	22,265
Commission Expense	19,448	19,448	1,309	8,166	0	11,282
Uniform Expense	9,000	9,000	0	3,624	0	5,376
Business Insurance	600,049	600,049	21,417	256,924	0	343,124
Advertising	59,027	59,027	15,851	31,984	0	27,043
Professional Services	1,256,732	1,256,732	63,767	986,246	0	270,486
General Contingency	7,250	7,250	0	7,250	0	0
OPERATING EXPENSE SUBTOTAL	\$11,416,275	\$11,416,275	\$1,205,141	\$9,911,500	\$0	\$1,504,775
ADM OPS ALLOCATION						
TES Allocation			16,115	139,866		
ADM OPS ALLOCATION SUBTOTAL			\$16,115	\$139,866		
TOTAL EXPENSES			\$1,221,255	\$10,051,365		

Delaware River Joint Toll Bridge Commission
Budget vs Actual
For the Twelve Months Ending December 31, 2021

ADMINISTRATION - OPERATIONS*

	Annual Budget 2021	YTD Budget 2021	Expended For The Month	Expended Year To Date	Encumbered	Remaining Annual Budget
OPERATING EXPENSE						
Regular Employee Salaries	\$3,038,923	3,038,923	\$381,113	\$3,062,452	\$0	(\$23,529.38)
Overtime Wages	36,209	36,209	9,677	26,975	0	9,234
Pension Contributions	1,377,780	1,377,780	156,691	1,289,228	0	88,551
FICA Contributions	337,605	337,605	34,150	330,732	0	6,873
Regular Employee Healthcare Benefits	1,321,150	1,321,150	112,036	1,130,540	0	190,610
Life Insurance Benefits	39,736	39,736	3,296	39,670	0	67
Office Expense	65,571	65,571	3,065	18,762	0	46,809
Telecommunication Expense	137,637	137,637	12,257	110,865	0	26,772
Professional Development/Meetings	393,126	393,126	6,793	81,063	0	312,063
Vehicle Maintenance Expense and Fuel	700	700	22	350	0	350
ESS Operating Maintenance Expense	1,246,045	1,246,045	78,831	933,866	0	312,179
Toll Collection Expense	265	265	0	0	0	265
Uniform Expense	26,208	26,208	1,364	10,190	0	16,017
Business Insurance	83,013	83,013	9,575	85,579	0	(2,566)
Professional Services	605,000	605,000	304,821	546,057	0	58,943
State Police Bridge Security	44,513	44,513	0	0	0	44,513
OPERATING EXPENSE SUBTOTAL	\$8,753,480	\$8,753,480	\$1,113,691	\$7,666,329	\$0	\$1,087,152
ADM OPS AIIOCATION						
TES Allocation			(121,856)	(1,057,627)		
Toll Operation Allocation			(76,733)	(669,211)		
Bridge Maint Allocation			(76,052)	(650,571)		
Maint/Toll Allocation			(27,972)	(244,509)		
PSBS Allocation			(375,002)	(3,425,106)		
ADM OPS AIIOCATION SUBTOTAL			(\$677,614)	(\$6,047,024)		
TOTAL EXPENSES			\$436,077	\$1,619,305		

Delaware River Joint Toll Bridge Commission
Budget vs Actual
For the Twelve Months Ending December 31, 2021

SOUTHERN REGION TOLL BRIDGE

	Annual Budget 2021	YTD Budget 2021	Expended For The Month	Expended Year To Date	Encumbered	Remaining Annual Budget
OPERATING EXPENSE						
Regular Employee Salaries	\$4,180,436	4,180,436	\$487,619	\$4,079,613	\$0	\$100,823.55
Part-Time Employee Wages	50,872	50,872	6,814	28,686	0	22,186
Overtime Wages	163,472	163,472	28,300	164,530	0	(1,058)
Pension Contributions	1,373,061	1,373,061	132,569	1,085,126	0	287,935
FICA Contributions	336,665	336,665	39,758	325,795	0	10,870
Regular Employee Healthcare Benefits	2,027,162	2,027,162	187,912	1,847,478	0	179,684
Life Insurance Benefits	38,688	38,688	3,087	36,669	0	2,019
Utility Expense	221,428	221,428	19,274	209,482	0	11,946
Office Expense	17,083	17,083	1,101	11,831	0	5,251
Telecommunication Expense	182,347	182,347	23,628	160,556	0	21,791
Information Technology Expense	1,679	1,679	0	0	0	1,679
Professional Development/Meetings	4,633	4,633	0	171	0	4,462
Vehicle Maintenance Expense and Fuel	184,459	184,459	21,729	173,487	0	10,971
Operations Maintenance Expense	394,416	394,416	47,086	320,084	0	74,333
Toll Collection Expense	21,612	21,612	2,121	17,095	0	4,517
Uniform Expense	65,259	65,259	14,711	53,183	0	12,076
Business Insurance	1,445,604	1,445,604	119,777	1,436,661	0	8,942
Licenses & Inspections Expense	1,435	1,435	0	2,111	0	(676)
State Police Bridge Security	1,853,026	1,853,026	159,382	1,838,650	0	14,377
EZP Equipment/Traffic Counter Maint	482,964	482,964	34,137	426,153	0	56,811
EZPass Operating Expense	4,391,124	4,391,124	513,771	4,390,336	0	788
OPERATING EXPENSE SUBTOTAL	\$17,437,424	\$17,437,424	\$1,842,777	\$16,607,696	\$0	\$829,728
ADM OPS ALLOCATION						
TES Allocation			21,510	186,690		
Toll Operation Allocation			23,020	200,763		
Bridge Maint Allocation			19,013	162,643		
Maint/Toll Allocation			6,154	53,792		
PSBS Allocation			97,218	896,158		
ADM OPS ALLOCATION SUBTOTAL			\$166,915	\$1,500,046		
TOTAL EXPENSES			\$2,009,692	\$18,107,742		

Delaware River Joint Toll Bridge Commission
Budget vs Actual
For the Twelve Months Ending December 31, 2021

CENTRAL REGION TOLL BRIDGE

	Annual Budget 2021	YTD Budget 2021	Expended For The Month	Expended Year To Date	Encumbered	Remaining Annual Budget
OPERATING EXPENSE						
Regular Employee Salaries	\$4,323,309	4,323,309	\$431,351	\$3,800,133	\$0	\$523,175.40
Part-Tiime Employee Wages	113,450	113,450	15,074	95,946	0	17,504
Overtime Wages	110,218	110,218	16,165	104,309	0	5,909
Pension Contributions	1,394,840	1,394,840	156,554	1,281,107	0	113,733
FICA Contributions	348,013	348,013	35,249	305,442	0	42,571
Regular Employee Healthcare Benefits	2,031,025	2,031,025	182,056	1,814,630	0	216,395
Life Insurance Benefits	39,207	39,207	3,144	35,672	0	3,535
Utility Expense	209,684	209,684	28,925	185,503	0	24,181
Office Expense	11,368	11,368	255	6,497	0	4,871
Telecommunication Expense	432,779	432,779	45,966	425,387	0	7,392
Information Technology Expense	103	103	0	0	0	103
Professional Development/Meetings	5,598	5,598	549	1,980	0	3,618
Vehicle Maintenance Expense and Fuel	146,251	146,251	22,263	132,390	0	13,861
Operations Maintenance Expense	440,318	440,318	32,850	370,391	0	69,926
Toll Collection Expense	28,995	28,995	2,365	21,957	0	7,038
Uniform Expense	27,503	27,503	7,957	25,688	0	1,815
Business Insurance	1,016,008	1,016,008	83,810	1,010,109	0	5,898
Licenses & Inspections Expense	3,544	3,544	328	3,569	0	(25)
State Police Bridge Security	1,794,200	1,794,200	154,322	1,780,280	0	13,920
EZP Equipment/Traffic Counter Maint	407,214	407,214	28,770	337,252	0	69,962
EZPass Operating Expense	2,504,870	2,504,870	229,606	2,505,284	0	(414)
OPERATING EXPENSE SUBTOTAL	\$15,388,496	\$15,388,496	\$1,477,558	\$14,243,527	\$0	\$1,144,969
ADM OPS AIIOCATION						
TES Allocation			27,591	239,474		
Toll Operation Allocation			30,693	267,684		
Bridge Maint Allocation			22,816	195,171		
Maint/Toll Allocation			8,951	78,243		
PSBS Allocation			63,264	583,514		
ADM OPS AIIOCATION SUBTOTAL			\$153,315	\$1,364,087		
TOTAL EXPENSES			\$1,630,872	\$15,607,614		

Delaware River Joint Toll Bridge Commission
Budget vs Actual
For the Twelve Months Ending December 31, 2021

NORTHERN REGION TOLL BRIDGE

	Annual Budget 2021	YTD Budget 2021	Expended For The Month	Expended Year To Date	Encumbered	Remaining Annual Budget
OPERATING EXPENSE						
Regular Employee Salaries	\$4,244,438	4,244,438	\$477,506	\$4,024,492	\$0	\$219,946.18
Part-Time Employee Wages	93,726	93,726	9,544	73,408	0	20,318
Overtime Wages	173,358	173,358	22,273	161,974	0	11,384
Pension Contributions	1,393,413	1,393,413	157,514	1,298,175	0	95,238
FICA Contributions	344,930	344,930	38,853	324,925	0	20,005
Regular Employee Healthcare Benefits	1,966,675	1,966,675	173,756	1,739,337	0	227,338
Life Insurance Benefits	38,672	38,672	2,932	34,735	0	3,937
Utility Expense	147,069	147,069	11,749	135,257	0	11,812
Office Expense	9,357	9,357	924	7,683	0	1,675
Telecommunication Expense	363,461	363,461	44,806	359,801	0	3,660
Information Technology Expense	762	762	0	0	0	762
Professional Development/Meetings	2,097	2,097	53	280	0	1,817
Vehicle Maintenance Expense and Fuel	136,232	136,232	16,598	107,308	0	28,924
Operations Maintenance Expense	392,208	392,208	50,609	303,249	0	88,959
Toll Collection Expense	33,931	33,931	4,007	29,260	0	4,671
Uniform Expense	27,370	27,370	738	26,931	0	439
Business Insurance	964,861	964,861	79,440	958,546	0	6,315
Licenses & Inspections Expense	2,420	2,420	279	2,725	0	(305)
State Police Bridge Security	1,232,736	1,232,736	106,030	1,223,172	0	9,564
EZP Equipment/Traffic Counter Maint	482,949	482,949	34,134	400,224	0	82,725
EZPass Operating Expense	1,837,691	1,837,691	168,450	1,837,995	0	(304)
OPERATING EXPENSE SUBTOTAL	\$13,888,358	\$13,888,358	\$1,400,195	\$13,049,478	\$0	\$838,880
ADM OPS ALLOCATION						
TES Allocation			27,956	242,636		
Toll Operation Allocation			23,020	200,763		
Bridge Maint Allocation			18,252	156,137		
Maint/Toll Allocation			6,713	58,682		
PSBS Allocation			94,896	875,271		
ADM OPS ALLOCATION SUBTOTAL			\$170,837	\$1,533,489		
TOTAL EXPENSES			\$1,571,032	\$14,582,967		

Delaware River Joint Toll Bridge Commission
Budget vs Actual
For the Twelve Months Ending December 31, 2021

SOUTHERN DIVISION TOLL SUPPORTED BRIDGES

	Annual Budget 2021	YTD Budget 2021	Expended For The Month	Expended Year To Date	Encumbered	Remaining Annual Budget
OPERATING EXPENSE						
Regular Employee Salaries	\$1,813,584	1,813,584	\$226,098	\$1,778,307	\$0	\$35,278
Part-Time Employee Wages	4,500	4,500	0	10,320	0	(5,820)
Overtime Wages	52,700	52,700	8,313	27,251	0	25,450
Pension Contributions	582,295	582,295	72,015	596,802	0	(14,507)
FICA Contributions	143,027	143,027	17,826	137,613	0	5,414
Regular Employee Healthcare Benefits	933,715	933,715	73,560	758,346	0	175,368
Life Insurance Benefits	16,342	16,342	1,497	16,454	0	(111)
Utility Expense	39,857	39,857	2,509	29,061	0	10,796
Telecommunication Expense	68,532	68,532	5,734	67,160	0	1,373
Professional Development/Meetings	1,925	1,925	0	0	0	1,925
Vehicle Maintenance Expense and Fuel	5,984	5,984	706	977	0	5,008
Operations Maintenance Expense	60,766	60,766	9,971	35,085	0	25,681
Uniform Expense	19,230	19,230	9,463	23,462	0	(4,232)
Business Insurance	354,009	354,009	29,083	348,787	0	5,222
Licenses & Inspections Expense	1,570	1,570	0	176	0	1,394
State Police Bridge Security	1,023,577	1,023,577	88,040	1,015,635	0	7,941
EZP Equipment/Traffic Counter Maint	13,449	13,449	1,072	13,235	0	214
OPERATING EXPENSE SUBTOTAL	\$5,135,063	\$5,135,063	\$545,888	\$4,858,669	\$0	\$276,394
ADM OPS ALLOCATION						
TES Allocation			14,349	124,541		
Bridge Maint Allocation			7,605	65,057		
Maint/Toll Allocation			3,077	26,896		
PSBS Allocation			63,260	567,015		
ADM OPS ALLOCATION SUBTOTAL			\$88,291	\$783,509		
TOTAL EXPENSES			\$634,179	\$5,642,178		

Delaware River Joint Toll Bridge Commission
Budget vs Actual
For the Twelve Months Ending December 31, 2021

NORTHERN DIVISION TOLL SUPPORTED BRIDGES

	Annual Budget 2021	YTD Budget 2021	Expended For The Month	Expended Year To Date	Encumbered	Remaining Annual Budget
OPERATING EXPENSE						
Regular Employee Salaries	\$2,000,831	2,000,831	\$252,346	\$2,032,436	\$0	\$(31,605)
Part-Time Employee Wages	5,400	5,400	0	8,090	0	(2,690)
Overtime Wages	50,575	50,575	5,603	22,117	0	28,458
Pension Contributions	640,449	640,449	75,326	625,231	0	15,218
FICA Contributions	157,346	157,346	19,631	156,403	0	943
Regular Employee Healthcare Benefits	1,012,955	1,012,955	86,802	876,046	0	136,910
Life Insurance Benefits	18,040	18,040	1,542	17,837	0	204
Utility Expense	40,663	40,663	3,982	26,859	0	13,804
Office Expense	864	864	0	35	0	829
Telecommunication Expense	186,034	186,034	15,337	179,142	0	6,892
Professional Development/Meetings	2,247	2,247	0	0	0	2,247
Vehicle Maintenance Expense and Fuel	7,191	7,191	0	5,495	0	1,696
Operations Maintenance Expense	61,884	61,884	9,817	43,620	0	18,265
Uniform Expense	16,644	16,644	4,247	10,449	0	6,195
Business Insurance	259,913	259,913	21,405	256,755	0	3,158
Licenses & Inspections Expense	1,625	1,625	0	211	0	1,414
State Police Bridge Security	632,709	632,709	54,420	627,800	0	4,909
EZP Equipment/Traffic Counter Maint	13,425	13,425	1,070	13,211	0	214
OPERATING EXPENSE SUBTOTAL	\$5,108,796	\$5,108,796	\$551,530	\$4,901,736	\$0	\$207,059
ADM OPS ALLOCATION						
TES Allocation			14,335	124,420		
Bridge Maint Allocation			8,366	71,563		
Maint/Toll Allocation			3,077	26,896		
PSBS Allocation			56,365	503,149		
ADM OPS ALLOCATION SUBTOTAL			\$82,143	\$726,027		
TOTAL EXPENSES			\$633,673	\$5,627,763		

DELAWARE RIVER JOINT TOLL BRIDGE COMMISSION SYSTEM
STATEMENT OF REVENUE AND EXPENSES FOR THE TWELVE MONTHS ENDED DECEMBER 31, 2021

	Southern Toll Bridges	Central Toll Bridges	Northern Toll Bridges	Toll Bridges Subtotal	Southern Region TSB	Northern Region TSB	TSB Subtotal	Administration Operation	Administration Administrative	ADM Subtotal	TOTAL 2021	TOTAL 2020
TOLL REVENUE												
Net Toll Revenue	40,275,789	88,046,793	45,770,680	174,093,262	-	-	-	-	-	-	174,093,262	136,795,428
EZPass Fee	468,425	1,050,786	533,426	2,052,638	-	-	-	-	-	-	2,052,638	1,965,213
Net Violation Fee Income	3,236,066	3,394,069	2,212,996	8,843,131	-	-	-	-	-	-	8,843,131	5,907,236
REVENUE FROM TOLL	\$ 43,980,280	\$ 92,491,648	\$ 48,517,103	\$ 184,989,030	\$ -	\$ -	\$ -	\$ -	\$ -	\$ -	\$ 184,989,030	\$ 144,667,877
OPERATING EXPENSE												
Regular Employee Salaries	4,079,613	3,800,133	4,024,492	11,904,238	1,778,307	2,032,436	3,810,743	3,062,452	4,407,350	7,469,802	23,184,782	24,323,617
Part-Time Employee Wages	28,686	95,946	73,408	198,040	10,320	8,090	18,410	-	-	-	216,450	110,986
Summer Employee Wages	-	-	-	-	-	-	-	-	-	-	-	-
Overtime Wages	164,530	104,309	161,974	430,813	27,251	22,117	49,368	26,975	5,122	32,097	512,277	286,017
Pension Contributions	1,085,126	1,281,107	1,298,175	3,664,409	596,802	625,231	1,222,034	1,289,228	1,302,900	2,592,128	7,478,570	7,606,437
FICA Contributions	325,795	305,442	324,925	956,162	137,613	156,403	294,016	330,732	321,593	652,324	1,902,502	1,900,569
Regular Employee Healthcare Benefits	1,847,478	1,814,630	1,739,337	5,401,445	758,346	876,046	1,634,392	1,130,540	1,194,441	2,324,981	9,360,817	8,685,409
Life Insurance Benefits	36,669	35,672	34,735	107,076	16,454	17,837	34,291	39,670	41,127	80,797	222,163	250,914
Unemployment Compensation Benefits	-	-	-	-	-	-	-	-	17,678	17,678	17,678	14,920
Utility Expense	209,482	185,503	135,257	530,242	29,061	26,859	55,920	-	89,491	89,491	675,653	690,252
Office Expense	11,831	6,497	7,683	26,010	-	35	35	18,762	138,095	156,856	182,902	171,379
Telecommunication Expense	160,556	425,387	359,801	945,744	67,160	179,142	246,302	110,865	114,181	225,046	1,417,092	1,339,890
Information Technology Expense	-	-	-	-	-	-	-	-	796,819	796,819	796,819	761,573
Professional Development/Meetings	171	1,980	280	2,431	-	-	-	81,063	52,734	133,798	136,229	172,091
Vehicle Maintenance Expense and Fuel	173,487	132,390	107,308	413,185	977	5,495	6,472	350	30,495	30,845	450,503	289,717
Operations Maintenance Expense	320,084	370,391	303,249	993,724	35,085	43,620	78,705	-	105,279	105,279	1,177,709	1,022,480
ESS Operating Maintenance Expense	-	-	-	-	-	-	-	933,866	-	933,866	933,866	1,044,515
Commission Expense	-	-	-	-	-	-	-	-	8,166	8,166	8,166	9,450
Toll Collection Expense	17,095	21,957	29,260	68,312	-	-	-	-	-	-	68,312	57,302
Uniform Expense	53,183	25,688	26,931	105,803	23,462	10,449	33,910	10,190	3,624	13,815	153,528	134,759
Business Insurance	1,436,661	1,010,109	958,546	3,405,317	348,787	256,755	605,542	85,579	256,924	342,503	4,353,362	3,209,145
Licenses & Inspections Expense	2,111	3,569	2,725	8,405	176	211	387	-	-	-	8,792	6,854
Advertising	-	-	-	-	-	-	-	-	31,984	31,984	31,984	17,503
Professional Services	-	-	-	-	-	-	-	546,057	986,246	1,532,303	1,532,303	1,467,467
State Police Bridge Security	1,838,650	1,780,280	1,223,172	4,842,102	1,015,635	627,800	1,643,435	-	-	-	6,485,537	6,195,968
EZP Equip/Traffic Counter Maint	426,153	337,252	400,224	1,163,628	13,235	13,211	26,445	-	-	-	1,190,074	1,143,329
General Contingency	-	-	-	-	-	-	-	-	7,250	7,250	7,250	-
EZPass Operating Expense	4,390,336	2,505,284	1,837,995	8,733,614	-	-	-	-	-	-	8,733,614	7,351,524
TOTAL OP., MAINT., & ADM	\$ 16,607,696	\$ 14,243,527	\$ 13,049,478	\$ 43,900,700	\$ 4,858,669	\$ 4,901,736	\$ 9,760,406	\$ 7,666,329	\$ 9,911,500	\$ 17,577,829	\$ 71,238,934	\$ 68,264,067
ADM OPS ALLOCATION												
TES Allocation	186,690	239,474	242,636	668,801	124,541	124,420	248,961	(1,057,627)	139,866	(917,761)	-	-
Toll Ops Allocation	200,763	267,684	200,763	669,211	-	-	-	(669,211)	-	(669,211)	-	-
Bridge Maint Allocation	162,643	195,171	156,137	513,951	65,057	71,563	136,620	(650,571)	-	(650,571)	-	-
Maint/Toll Allocation	53,792	78,243	58,682	190,717	26,896	26,896	53,792	(244,509)	-	(244,509)	-	-
PSBS Allocation	896,158	583,514	875,271	2,354,943	567,015	503,149	1,070,163	(3,425,106)	-	(3,425,106)	-	-
TOTAL ADM OPS ALLOCATION	\$ 1,500,046	\$ 1,364,087	\$ 1,533,489	\$ 4,397,623	\$ 783,509	\$ 726,027	\$ 1,509,536	\$(6,047,024)	\$ 139,866	\$(5,907,158)	\$ -	\$ -
OTHER OPERATING INC/EXP												
Other Operating Income	-	-	-	-	-	-	-	-	309,108	309,108	309,108	327,565
TOTAL OTHER OP INC	\$ -	\$ -	\$ -	\$ -	\$ -	\$ -	\$ -	\$ -	\$ 309,108	\$ 309,108	\$ 309,108	\$ 327,565
NET OPERATING INC	\$ 25,872,538	\$ 76,884,034	\$ 33,934,136	\$ 136,690,707	\$(5,642,178)	\$(5,627,763)	\$(11,269,941)	\$(1,619,305)	\$(9,742,257)	\$(11,361,562)	\$ 114,059,204	\$ 76,731,374
NON-OPERATING REV/EXP												
Interest Revenue & Unrealized Gain/Loss											(99,916)	6,005,879
Other Non-Operating Revenue											132,155	-
Interest Expense											(27,679,791)	(24,851,368)
Depreciation Expense											(37,300,290)	(35,846,470)
TOTAL NON-OPS REV/EXP											\$(64,947,842)	\$(54,691,959)
CHANGE IN NET ASSETS											\$ 49,111,363	\$ 22,039,415

DELAWARE RIVER JOINT TOLL BRIDGE COMMISSION

Meeting of January 31, 2022

ADMINISTRATION

The following Pages reflect the reports on those items assigned to the Administration Department. Each item is reported separately and page numbered accordingly.

DELAWARE RIVER JOINT TOLL BRIDGE COMMISSION

Meeting of January 31, 2022

PURCHASING REPORT INDEX

MONTH OF DECEMBER 2021

SUBJECT	DESCRIPTION	PAGE NUMBER
Purchasing	Monthly Purchasing Report Covering the Month of December, 2021	1-3

DELAWARE RIVER JOINT TOLL BRIDGE COMMISSION

Meeting of January 31, 2022

MONTHLY PURCHASING REPORT

Month of December 2021

This report itemizes all orders for purchases made for the month of December, 2021, showing the divisions chargeable for the expense and the source of authority for issuance of the Purchase Order. This authority is broken into three categories:

- (1) By authority of the Commission
- (2) By authority of the Executive Director or his designate
- (3) By authority of the Director

The purchasing activities for the month of December, 2021, culminated in the preparation and placement of 30 purchase orders in the total amount of \$144,269.79. For one (1) of these purchases, three (3) price inquiries were sent out for an average of three (3) inquiries per Order ($3/1 = 3.0$).

Procurements of over \$5,000.00 during the period of December, 2021 are shown below:

- One (1) Purchase Order was issued, in the total amount of \$19,739.00 for VMware Software annual renewal;
- One (1) Purchase Order was issued, in the total amount of \$17,220.00 for Contract Management System renewal;
- One (1) Purchase Order was issued, in the total amount of \$14,068.43 for network monitoring software renewal;
- One (1) Purchase Order was let, in the total amount of \$13,256.45 for ESS uniforms;
- A Purchase Order was issued, in the total amount of \$10,076.00 for an HVAC system replacement at NHL.

In addition to the practices employed incidental to purchase of materials, etc., from vendors on a direct basis, the Commission also purchases via direct utilization of the purchasing processes of the State of New Jersey, the Commonwealth of Pennsylvania and other joint purchasing arrangements.

**DELAWARE RIVER JOINT TOLL BRIDGE COMMISSION
REPORT OF PURCHASING ACTIVITIES**

December 2021

PO Number	Vendor Name	General Description	Req Dept	Contract/Resolution/ Comment	** BY AUTHORITY OF **		
					Commission	Director of Purchasing	Director
20210104	STARR UNIFORM	CLOTHING: MAINTENANCE	TM	COSTARS 12		3,203.54	
20210399	STARR UNIFORM	CLOTHING: ESS UNIFORM	ESS	COSTARS 12		13,256.45	
20210443	STARR UNIFORM	CLOTHING: PSBS CLOTHING	ESS	COSTARS 12		9,602.34	
20210608	BRADLEY-SCIOCCHETTI INC	DWG BOILER REPAIR	DWG			6,372.40	
20210609	AMERICAN ASPHALT CO INC	PAVING / MAINTENANCE	TM	NJ T-1609		715.50	
20210610	AMERICAN ASPHALT CO INC	PAVING / MAINTENANCE	TM	NJ T-1609		744.00	
20210611	AMERICAN ASPHALT CO INC	PAVING / MAINTENANCE	TM	NJ T-1609		1,072.50	
20210612	OPEN TEXT INC.	HIGHTAIL FILE SHARING RENEWAL	IT			2,550.00	
20210613	GOVERLAN LLC	REMOTE MANAGEMENT SOFTWARE	IT			5,820.00	
20210614	OPEN TEXT INC.	HIGHTAIL FILE SHARING RENEWAL	IT			2,550.00	
20210615	TRAMMEL TESTINGS, INC.	FUEL TANK TESTING	EP			620.00	
20210616	BINSKY SERVICE CAPITAL RESERVE	SPLIT HVAC SYS REPLACEMENT	NHL	4400-12-20	10,076.00		
20210617	EQUIPMENT TRADE SERVICE CO INC	GRAFFITI REMOVER	TM			2,068.50	
20210618	NALCO COMPANY LLC	BOILER WATER TREATMENT SERVICE	NHL			130.69	
20210619	THE SEWARD JOHNSON ATELIER CAPITAL RESERVE	BRIDGE MONUMENTS RESTORATION	ENG	4521-09-21	7,000.00		
20210620	CDW-G	VMWARE SOFTWARE ANNL RENEW	IT	COSTARS 6		19,739.00	
20210621	OFFICE BASICS	JANITORIAL SUPPLIES	EP	COSTARS 5		2,858.80	
20210622	EMR POWER SYSTEMS LLC	REPAIR OF EMERGENCY GENERATOR	178	NJ T-2848		1,503.10	
20210623	SOLARWINDS. INC.	NET MONITOR SOFTWARE RENEWAL	IT			14,068.43	
20210624	ALTEC INDUSTRIES	BUCKET TRUCK REPAIR	MM			4,222.86	
20210625	FACILITY WIZARD SOFTWARE INCORPORATED	CONTRACT MGT SYSTEM RENEWAL	IT			17,220.00	

**DELAWARE RIVER JOINT TOLL BRIDGE COMMISSION
REPORT OF PURCHASING ACTIVITIES**

December 2021

PO Number	Vendor Name	General Description	Req Dept	Contract/Resolution/ Comment	** BY AUTHORITY OF **		
					Commission	Director of Purchasing	Director
20210626	AQUITAS SOLUTIONS, INC	MAXIMO ENHANCEMENTS	IT			355.32	
20210627	MONTAGE ENTERPRISES	REPAIR - JD 6330 TRACTOR	I78			711.81	
20210628	BINSKY SERVICE	EMERGENCY BOILER REPAIR	TM			858.00	
20210629	BINSKY SERVICE	SAMSUNG AC/HEATER UNIT REPAIR	MM			3,843.00	
20210630	CUMMINS-ALLISON CORPORATION	BANKING EQUIPMENT REPAIRS	TM			376.00	
20210631	SMITH MOTOR CO.	PLOW TRUCK AIR DRYER	EP			557.84	
20210632	DFM ENTERPRISES, INC.	BRIDGEMASTER INSPECTION	MM			2,000.00	
20210633	KOCH 33 FORD	REPAIR-BP-3 ALTENATOR	I78			426.82	
20210634	CDW-G	DISASTER RECOVERY SOFTWARE REN	IT	COSTARS 6		9,746.89	
Purchase Order Count: 30				AUTHORITY TOTALS:	\$17,076.00	\$127,193.79	\$0.00
				GRAND TOTAL:	\$144,269.79		

Delaware River Joint Toll Bridge Commission
Meeting of January 31, 2022

E-ZPASS REPORT
CUSTOMER SERVICE CENTER/VIOLATIONS PROCESSING CENTER (CSC/VPC)
OPERATIONS REPORT FOR THE E-ZPASS SYSTEM
DECEMBER 2021

SUBJECT	DESCRIPTION	PAGE NUMBER
E-ZPass CSC/VPC Operations Report	E-ZPass CSC/VPC Operations Report December 2021	1-4

Delaware River Joint Toll Bridge Commission
Meeting of January 31, 2022

**E-ZPASS REPORT
CUSTOMER SERVICE CENTER/VIOLATIONS PROCESSING CENTER (CSC/VPC)
OPERATIONS REPORT FOR THE E-ZPASS SYSTEM
DECEMBER 2021**

E-ZPass Account and Transponder Information as reported by Conduent State and Local
Solutions, Inc. (CSC/VPC Provider)

Total Number of Migrated DRJTBC and NJ CSC E-ZPass Accounts

Migrated Business Accounts	Migrated Private Accounts	Total Number of Migrated Accounts	Total Number of NJ CSC Active Accounts
1,654	77,339	78,993	3,493,094

Total Number of Migrated DRJTBC (029) Transponders and NJ CSC E-ZPass Transponders

Migrated Business Account Transponders	Migrated Private Account Transponders	Total Number of Migrated Transponders	Total Number of NJ CSC Active Transponders
9,228	131,323	140,551	5,830,469

The Commission will be able to identify 78,993 migrated accounts through a prefix account number (60000). This number will precede the 4-digit account assigned to these accounts. The prefix number was provided in order for the Commission to identify all migrated E-ZPass accounts.

Delaware River Joint Toll Bridge Commission
Meeting of January 31, 2022

E-ZPASS REPORT
CUSTOMER SERVICE CENTER/VIOLATIONS PROCESSING CENTER (CSC/VPC)
OPERATIONS REPORT FOR THE E-ZPASS SYSTEM
DECEMBER 2021

E-ZPass Department Call Activity	Total Calls for December
Account Modification Requests	41
Violation Notification Inquires	49
SFB Inquiries (commuter discount/toll by plate)	44
<i>General Commission Inquiries</i>	
Calls referred to Other Departments (H.R., Eng., ESS)	8
<i>Web-Inquiries</i>	
Account Updates	33
Violations	34
Disputes	47
TOTAL NUMBER OF CALLS	256

E-ZPass account modification requests and violation inquiries represent an increase in calls for December.

SCUDDER FALLS BRIDGE	TOLL-BY-PLATE BILLS AND VIOLATION NOTICES MAILED IN DECEMBER
TOLL BILL A	24,257
TOLL BILL B	10,983
LEVEL 1 VIOLATIONS	9,163
LEVEL 2 VIOLATIONS	4,021

**E-ZPASS REPORT
CUSTOMER SERVICE CENTER/VIOLATIONS PROCESSING CENTER (CSC/VPC)
OPERATIONS REPORT FOR THE E-ZPASS SYSTEM
DECEMBER 2021**

CSC/VPC Post-Migration Collection Update:

As a result of post-migration collection efforts from May 2014 – December 2021, New Jersey E-ZPass reports \$8,994,862.39 collected in tolls and \$32,029,174.52 collected in fees.

Collection Account Updates:

CRST Lincoln Sales - August Settlement: DRJTBC received payment in the amount of \$43,188.15 for violation transactions from February 2016 through July 2019. The full outstanding toll in the amount of \$14,428.15 was paid. Conduent receives a percentage share of the administrative fee. Therefore, DRJTBC received payment for the fees in the amount of \$19,185.00. Commission counsel filed a civil complaint for the outstanding amount. General Counsel for CRST International, Inc. and Commission counsel representing Florio Perucci Steinhardt & Capelli negotiated payment for the entire outstanding amount.

Transcom - August Settlement: DRJTBC received payment in the amount of \$5,000.00 representing outstanding tolls from April 2014-October 2018. Commission counsel filed a civil complaint for the outstanding amount. Counsel for Transcom and Commission counsel representing Florio Perucci Steinhardt & Capelli negotiated payment.

TMT Trucking: On 12/19/19, DRJTBC was awarded \$40,000.00 during an arbitration hearing. The defendant as well as the Commission has 30 days to appeal the verdict. The Commission nor the defendant has appealed the verdict. The current outstanding amount owed to the Commission in tolls is \$19,584.00 and \$31,290.00 in fees.

Jhonatan Trucking: Arbitration awarded to the Commission in the amount of \$75,015.50 for outstanding tolls and fees.

Sakoutis Transport LLC: Settlement complete. Check has been received and processed for \$13,250.00.

**E-Z PASS REPORT
CUSTOMER SERVICE CENTER/VIOLATIONS PROCESSING CENTER (CSC/VPC)
OPERATIONS REPORT FOR THE E-ZPASS SYSTEM
DECEMBER 2021**

Violation Camera Monitoring:

The E-ZPass Department in tandem with TransCore's Field Service Technicians (FSTs) monitor vehicle license plate images in the Southern, Central and Northern Regions through the Commission's Violation Enforcement System (VES).

**IAG, New Jersey Turnpike Authority (NJTA) and Electronic Toll Collection System (ETC)
Meetings and Workshops**

Continue to represent the Commission at the following committees, meetings and workshops:

1. IAG Reciprocity Committee
2. IAG Public Relations & Marketing Committee
3. IAG Legal Committee
4. IAG Rental/Fleet Car Subgroup Committee
5. New Jersey Turnpike Authority Project Status Meetings
6. New Jersey Customer Service Center Requirements Meetings

DELAWARE RIVER JOINT TOLL BRIDGE COMMISSION
Meeting of January 31, 2022

ELECTRONIC TOLL COLLECTION PROGRAM

MONTH OF DECEMBER 2021

SUBJECT	DESCRIPTION	PAGE NUMBER
ETC PROGRAM	Electronic Toll Collection Program Report	1-2

DELAWARE RIVER JOINT TOLL BRIDGE COMMISSION
Meeting of January 31, 2022

ELECTRONIC TOLL COLLECTION PROGRAM
MONTH OF DECEMBER 2021

The following items were recently initiated, accomplished or performed during the above noted month:

Activities for the In-Lane Toll System

1. TransCore is revising the scope of work and associated fee for work associated with the bridge host and cabling to the lane controllers for the Southern Operations and Maintenance Facilities Improvements project.
2. TransCore coordinated the installation of a network connection at the Commission's server room located in the Administration Building at Scudder Falls. This facilitates moving a VPN device from the Trenton-Morrisville Building to the Administration Building. Additionally, TransCore prepared for the installation of a data archive system that will be installed at the Commission Toll Host located in the server room at the Administration Building.
3. TransCore adjusted all lane equipment associated with the Scudder Falls Bridge final lane configuration. Once all potential lane closures are finished by the Scudder Falls Bridge contractor, TransCore will complete the facilities operational test.
4. Commission Staff and TransCore meet monthly to review and discuss system operational and maintenance items. A weekly call also takes place to briefly review system maintenance items for the week.

Activities for the E-ZPass Customer Service Center/Violation Processing Center

1. The New Jersey Turnpike Authority (NJTA), as the lead agency, is facilitating all meetings with the other agencies and Conduent to manage the implementation of outstanding system elements for the New Jersey E-ZPass Customer Service Center.

General Electronic Toll Collection Program Activities

1. Mr. Stracciolini participated in the IAG E-ZPass Executive Management Committee meeting and Policy Committee meetings. At the August 2021 IAG EMC Meeting, Mr. Stracciolini was elected by the members to serve as Vice Chair to the EMC.
2. Mr. Stracciolini is participating in the Non-toll Business Opportunity Task Force and Protocol Planning Working Group.

DELAWARE RIVER JOINT TOLL BRIDGE COMMISSION
Meeting of January 31, 2022

3. Mr. Stracciolini is serving on IAG's Next Generation Equipment Procurement Committee. Notice of award were issued to the four proposing vendors. Vendors are working to provide document for their equipment certification.
4. Mr. Stracciolini served on the evaluation committee for the review of proposals in response to the IAG Interoperability Hub Request for Proposals. MTA Bridges and Tunnels is working to award the contract to the recommended vendor.
5. Mr. Stracciolini assisted the IAG with interviews for their Reciprocity Administrator. This individual will be responsible for the implementation and operation of the IAG Interoperability Hub. The position was offered to an internal IAG candidate and accepted. The IAG now needs to back fill an open position that was vacated by the Reciprocity Administrator.

**Delaware River Joint Toll Bridge Commission
Meeting of January 31, 2022**

CONTRACT COMPLIANCE REPORT INDEX

Month of December 2021

SUBJECT	DESCRIPTION	PAGE NUMBER
Contract Compliance Program Operations Report	Operations Report December 2021	1-15

Delaware River Joint Toll Bridge Commission
Month of December 2021

TABLE OF CONTENTS

IBE PROGRAM

	<u>PAGES</u>
• IBE Program Overview	3
• Compliance Score Overview	4
• IBE Summary Report	5
• Active Professional Projects Payments Detail and Score	6
• Completed Professional Projects Payments Detail and Score	7
• Active Construction Projects Payments, Workforce & Ethnicity Utilization Scores	8 - 9
• Completed Construction Projects Payments, Workforce & Ethnicity Utilization	10 - 12

MWSBE Program

MWSBE Minority (7%), Women (3%), and Small Business (25%) Enterprise Program Overview	13
MWSBE Program Commitments for Professional and Construction (<i>Active & Completed Pie Charts</i>)	14
MWSBE Professional & Construction Projects Final Commitment	15

Delaware River Joint Toll Bridge Commission
Month of December 2021

IBE PROGRAM OVERVIEW

The Delaware River Joint Toll Bridge Commission (Commission) established an IBE Program (MBE/WBE/SBE/DBE/DsBE/VBE) with a target of 25% for all Professional Services and Construction Contracts awarded by the Commission effective July 1, 2014. To date, the Commission has awarded **(72)** contracts with the IBE Program requirements. Currently, there are **(36)** active projects and **(36)** completed projects.

IBE Program Requirements

The Commission began using Elation Systems effective January 2017, as the online system for Payment Verification and Certified Payroll Reporting (CPR). All contracts awarded by the Commission to a Prime Consultant/Prime Contractor and their Subconsultants and Subcontractors use this service free of charge. Online training is available to vendors on how to use Elation Systems. The Contract Compliance Department and Elation Support Staff are available to assist all users.

The Contract Compliance Department (CCD) monitors, posts and reports data in regards to all payments. The CCD also reviews all Certified Payrolls submitted into Elation Systems.

The following are all mandatory requirements:

Company On-Line Registration:

- i. All Primes must register their company and activate an account in Elation Systems; *and*
- ii. All Primes must also ensure that all Subconsultants and Subcontractors register their company and activate an account in Elation Systems.

Payment Verification:

- i. Prime Contractors must post all payments to their Subconsultants and/or Subcontractors in Elation Systems; *and*
- ii. Prime Contractors and their Subconsultants and/or Subcontractors must confirm all payments received in Elation Systems.

Certified Payroll Reporting:

- i. All Prime Contractors are responsible for assigning someone from their staff with the responsibility to review, approve, and upload their CPR(s) on a weekly basis into Elation Systems; *and*
- ii. All Prime Contractors must also ensure that their Subcontractors upload their CPR(s) on a weekly basis into Elation Systems.

Prime Consultants / Contractors IBE Target performance will be displayed / available on the Commission's public website.

Delaware River Joint Toll Bridge Commission
Month of December 2021

Contract Compliance Department Compliance
IBE Scores Overview

The Commission through its Contract Compliance Department has instituted a Compliance Score Ranking that will be included in the Monthly Contract Compliance Report for all Professional Services and Construction Projects.

The Compliance Score Ranking is an ongoing summary of data presented on Active and Completed contracts, which includes the tracking of payments from Prime Consultants and Contractors to IBE Subconsultants and Subcontractors, and the Prime Contractors Workforce Utilization. The Scores will illustrate the progress and participation to meet the Targets by Prime Consultants and Contractors as part of the IBE program.

The complete and timely reporting of payments and certified payrolls to the Elation Systems by the Prime Consultants and Prime Contractors, and their Subconsultants and Subcontractors, will assist the Prime Consultant and Prime Contractor in tracking the data to meet their targets.

Accordingly, each Prime will also be given a final grade at the completion of each project. Additionally, the data will be uploaded onto the Commission's public website on a monthly basis. ***The Score(s) are factored using the following criteria:***

IBE PAYMENTS

The payments by the Prime Consultant / Contractor to each of their IBE Subconsultants / Subcontractors will be calculated based on the criteria set by the Commission's 25% IBE Target.

WORKFORCE UTILIZATION

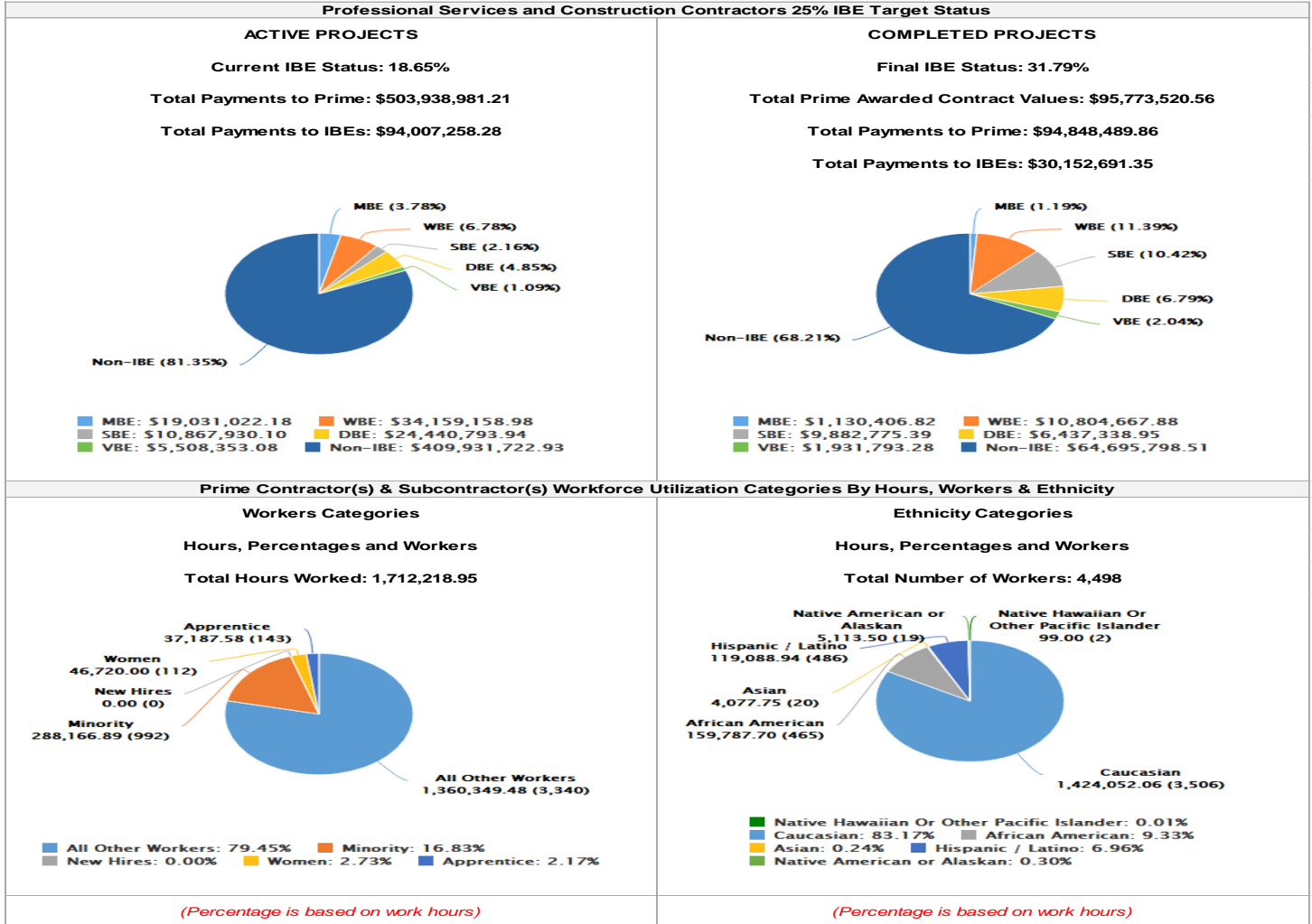
Workforce utilization contains 2 levels of scoring and documents the hourly employee utilization by workforce type, ethnicity and gender.

IBE Payments Legend	
Score Rankings	IBE Commitment Participation
A+	45% & above
A	35% to 44.9%
B+	30% to 34.9%
B	25% to 29.9%
C+	20% to 24.9%
C	15% to 19.9%
D+	10% to 14.9%
D	5% to 9.9%
F	4.9% & below

Workforce Utilization Legend		
Score Rankings	Workforce Commitment Participation	Ethnicity & Gender Participation
A+	30% & above	25% & a above
A	25% to 29.9%	15% to 24.9%
B+	20% to 24.9%	over 15%
B	15% to 19.9%	10% to 14.9%
C+	10% to 14.9%	over 10%
C	10% to 14.9%	7.5% to 9.9%
D+	5% to 9.9%	over 7.5%
D	5% to 9.9%	5% to 7.4%
F	4.9% & below	4.9% & below

Delaware River Joint Toll Bridge Commission Month of December 2021

DECEMBER 2021 IBE SUMMARY REPORT



	Contract Value	Prime P / T / D	IBE P / T / D	IBE Actual	Score
Active Professional and Construction Projects Totals	\$ 640,011,003.74	\$ 503,871,536.97	\$ 94,000,464.85	18.66%	C
Active Professional Services Projects Totals	\$ 102,451,608.94	\$ 80,785,320.53	\$ 18,925,160.86	23.43%	C+
	Contract Value	Prime P / T / D	IBE P / T / D	IBE Actual	Score
Completed Professional and Construction Projects Totals	\$ 95,773,520.56	\$ 94,848,489.86	\$ 30,152,691.35	31.79%	B+
Completed Professional Services Projects Totals	\$ 10,142,487.20	\$ 9,914,226.61	\$ 2,943,632.41	29.69%	B

ACTIVE CONSTRUCTION PROJECTS														
Payments Summary					Workforce Hours Summary 19.87%						Ethnicity Participation Summary			
Total Contracts Value	Total Prime P / T / D	Total IBE P / T / D	Total IBE %	Payments Score (Total IBE Payments)	Total Number of Workers	Total Hours Worked	Caucasian Hours	Total Minority Hours	Total Women Hours	Workforce Score (Total Hours Worked)	Caucasian %	Minority %	Women %	Ethnicity Score (Total Participation)
\$537,559,394.80	\$404,453,213.18	\$72,616,903.45	17.95%	C	3179	1,477,130.65	1,227,274.70	249,855.95	43,639.25	B	83.09%	16.91%	2.95%	A
COMPLETED CONSTRUCTION PROJECTS														
Payments Summary					Workforce Hours Summary 16.63%						Ethnicity Participation Summary			
Total Contracts Value	Total Prime P / T / D	Total IBE P / T / D	Total IBE %	Payments Score (Total IBE Payments)	Total Number of Workers	Total Hours Worked	Caucasian Hours	Total Minority Hours	Total Women Hours	Workforce Score (Total Hours Worked)	Caucasian %	Minority %	Women %	Ethnicity Score (Total Participation)
\$85,631,033.36	\$84,934,263.25	\$27,209,058.94	32.04%	B+	1286	206,122.30	174,377.09	31,745.21	2,524.25	B	84.60%	15.40%	1.22%	A

Delaware River Joint Toll Bridge Commission

Month of December 2021

Active Professional Services Projects Payments Detail Report

Date: From 07/01/2014 To 12/31/2021

IBE Payments Legend	
Score Rankings	IBE Commitment
A+	45% & above
A	35% to 44.9%
B+	30% to 34.9%
B	25% to 29.9%
C+	20% to 24.9%
C	15% to 19.9%
D+	10% to 14.9%
D	5% to 9.9%
F	4.9% & below

	Contract Value	Prime P / T / D	IBE P / T / D	IBE Actual	Score
Active Professional and Construction Projects Totals	\$ 640,011,003.74	\$ 503,871,536.97	\$ 94,000,464.85	18.66%	C
Active Professional Services Projects Totals	\$ 102,451,608.94	\$ 80,785,320.53	\$ 18,925,160.86	23.43%	C+

	Prime Consultants	IBE Firm	Project Title	Contract Value	Prime P / T / D	IBE P / T / D	IBE Actual	Score
1	Gannett Fleming Inc. - Camp Hill, PA		C-519A GANNETT - Southern Operations & Maintenance Facilities Improvements	\$ 4,848,884.54	\$ 3,805,383.92	\$ 906,658.73	23.83%	C+
2	Greenman-Pedersen, Inc.		C-590A PROFESSIONAL ENGINEERING	\$ 1,420,768.65	\$ 1,070,420.02	\$ 458,509.53	42.83%	A
3	Michael Baker International, Inc.		C-660A BAKER - SFB Replacement Project Final Design Services	\$ 33,626,658.74	\$ 33,018,562.37	\$ 6,696,905.69	20.28%	C+
4	McCormick Taylor, Inc.		C-662A McCORMICK - SFB Replacement	\$ 1,800,016.87	\$ 1,430,551.45	\$ 364,088.20	25.45%	B
5	French & Parrello Associates (IBE Prime)	VBE	C-696B FRENCH - TOA/ Engineering Services - NJ Assignment	\$ 500,000.00	\$ 139,135.60	\$ 139,135.60	100.00%	A+
6	Rummel, Klepper and Kahl, LLP		C-701A RK&K - TOA/ Engineering Services for Electronic Toll Collection	\$ 500,000.00	\$ 461,377.87	\$ 91,464.15	19.82%	C
7	IH Engineers, P.C. (IBE Prime)	MBE	C-702B IH ENGS (IBE)- STRUCTURAL / CIVIL TASK ORDER AGREEMENT - NJ	\$ 1,000,000.00	\$ 863,109.07	\$ 863,109.07	100.00%	A+
8	Urban Engineers, Inc.		C-703A URBAN - TOA/ Construction	\$ 500,000.00	\$ 445,990.62	\$ 89,676.75	20.11%	C+
9	Pennoni Associates Inc		C-715A PENNONI ASSOCIATES INC -	\$ 1,000,000.00	\$ 826,516.45	\$ 198,308.65	23.99%	C+
10	Johnson, Mirmiran and Thompson, Inc.		C-716A JMT (JOHNSON, MIRMIRAN & THOMPSON) - Facilities Task Order	\$ 500,000.00	\$ 229,207.43	\$ -	0.00%	F
11	The Gordian Group, Inc.		C-727A THE GORDIAN GROUP, INC.- JOB	\$ 650,000.00	\$ 267,243.19	\$ -	0.00%	F
12	Rummel, Klepper and Kahl, LLP		C-728A RUMMEL, KLEPPER & KAHL - ELECTRONIC TOLL COLLECTION /	\$ 500,000.00	\$ 196,114.43	\$ 8,510.46	4.34%	F
13	French & Parrello Associates (IBE Prime)	VBE	C-729A FRENCH & PARRELLO ASSOCIATES - FACILITIES TASK ORDER	\$ 500,000.00	\$ 15,677.45	\$ 15,677.45	100.00%	A+
14	Arora and Associates, P.C. (IBE Prime)	MBE	C-732A ARORA AND ASSOCIATES, PC.- (IBE) - Structural Civil TOA - NJ	\$ 1,000,000.00	\$ 611,352.27	\$ 611,352.27	100.00%	A+
15	KS Engineers, P.C. (IBE Prime)	MBE	C-733A KS ENGINEERS, P.C. - CONSTRUCTION MANAGEMENT	\$ 500,000.00	\$ 390,966.80	\$ 390,966.80	100.00%	A+
16	WSP/PARSONS BRINCKERHOFF, INC		C-750A WSP - USA - STRUCTURAL / CIVIL TASK ORDER AGREEMENT (TOA)	\$ 1,000,000.00	\$ 48,717.20	\$ -	0.00%	F
17	Traffic Planning and Design, Inc. (IBE Prime)	SBE	C-751A TRAFFIC PLANNING AND DESIGN, INC - Professional Eng. Services	\$ 500,000.00	\$ 46,900.80	\$ 46,900.80	100.00%	A+
18	Remington & Vernick		C-760A PROFESSIONAL ENGINEERING	\$ 500,000.00	\$ -	\$ -	0.00%	N/A
19	TRC Engineers		CI-671A TRC - SFB Replacement Project	\$ 6,515,220.03	\$ 3,982,547.46	\$ 1,401,498.23	35.19%	A
20	WSP/PARSONS BRINCKERHOFF, INC		CI-672A PARSONS (WSP) - SFB Replacement Project Engineering	\$ 7,776,718.32	\$ 4,924,957.80	\$ 1,398,298.09	28.39%	B
21	Gannett Fleming Inc. - Camp Hill, PA		CI-673A GANNETT - SFB Replacement Project Engineering Services for NJ	\$ 6,568,103.32	\$ 5,496,885.66	\$ 1,837,102.25	33.42%	B+
22	Joseph Jingoli & Son, Inc.		CM-519A SOUTHERN OPERATION &	\$ 3,611,070.08	\$ 163,788.88	\$ -	0.00%	F
23	Johnson, Mirmiran and Thompson, Inc.		CM-590A JMT -NORTHAMPTON ST. TSB REHABILITATION, CM/CI SERVICES	\$ 1,554,968.16	\$ -	\$ -	0.00%	N/A
24	Hill International, Inc. - Philadelphia, PA		CM-669A HILL - SFB Replacement Project Construction Management Services	\$ 25,015,066.98	\$ 21,819,033.50	\$ 3,371,248.18	15.45%	C
25	Joseph Jingoli & Son, Inc.		CM-707A JINGOLI - Commission	\$ 564,133.25	\$ 530,880.29	\$ 35,749.96	6.73%	D
26	Transcore LP - Harrisburg, PA		DB-540A TRANSCORE - Electronic Toll Collection System Replacement - Design,	\$ 12,462,964.26	\$ 11,346,449.43	\$ 2,316,211.51	20.41%	C+
27	Schneider Electric - HORSHAM, PA		DB-724A SCHNEIDER ELECTRIC Electronic Surveillance/Detection System	\$ 11,294,820.75	\$ 1,182,625.66	\$ 27,708.76	2.34%	F
28	Bracy Construction Inc		T-519A BRACY Southern Operations &	\$ 56,535,181.25	\$ 1,930,738.01	\$ -	0.00%	F
29	Trumbull Corporation		T-668A TRUMBULL 2 New Jersey - SFB	\$ -	\$ -	\$ -	0.00%	N/A
30	Trumbull Corporation		T-668A TRUMBULL 1 Pennsylvania SFB	\$ 424,129,137.19	\$ 401,933,510.77	\$ 69,366,746.00	17.26%	C
31	Road-Con, Inc.		T-719A ROAD-CON Delaware Water Gap	\$ 3,773,197.85	\$ 3,346,750.90	\$ 481,282.82	14.38%	D+
32	J.D. Eckman, Inc.		TS-590A J.D. ECKMAN NORTHAMPTON	\$ 15,487,427.50	\$ -	\$ -	0.00%	N/A
33	J. Fletcher Creamer & Son, Inc.		TTS-723A J FLETCHER CREAMER On Call Beam Guide Rail & Attenuator	\$ 1,376,666.00	\$ 540,901.80	\$ 78,115.03	14.44%	D+
34	Mount Construction, Co. Inc. (IBE Prime)	SBE	TTS-734A MOUNT CONSTRUCTION (SBE) - JOC North Bridge Construction	\$ 3,500,000.00	\$ 1,104,257.96	\$ 1,104,257.96	100.00%	A+
35	Mount Construction, Co. Inc. (IBE Prime)	SBE	TTS-735A MOUNT CONSTRUCTION (SBE) - JOC Services for Bridge, Highway	\$ 2,500,000.00	\$ 566,743.72	\$ 566,743.72	100.00%	A+
36	RCC BUILDERS & DEVELOPERS, INC. (IBE Prime)	SBE	TTS-736A RCC BUILDERS & DEVELOPERS - JOC for Building and Facility Work North Region	\$ 3,000,000.00	\$ 65,231.99	\$ 65,231.99	100.00%	A+
37	RCC BUILDERS & DEVELOPERS, INC. (IBE Prime)	SBE	TTS-737A RCC BUILDERS & DEVELOPERS - Job Order Contracting for Building & Facility Work SOUTH REGION	\$ 3,500,000.00	\$ 1,069,006.20	\$ 1,069,006.20	100.00%	A+

*Met or Exceeded the Target

*Did Not Meet the Target

*P/T/D = Paid To Date

Delaware River Joint Toll Bridge Commission

Month of December 2021

Completed Professional Services Projects Payments Detail Report

Date: From 07/01/2014 To 12/31/2021

IBE Payments Legend	
Score Rankings	IBE Commitment
A+	45% & above
A	35% to 44.9%
B+	30% to 34.9%
B	25% to 29.9%
C+	20% to 24.9%
C	15% to 19.9%
D+	10% to 14.9%
D	5% to 9.9%
F	4.9% & below

	Contract Value	Prime P / T / D	IBE P / T / D	IBE Actual	Score
Completed Professional and Construction Projects Totals	\$ 95,773,520.56	\$ 94,848,489.86	\$ 30,152,691.35	31.79%	B+
Completed Professional Services Projects Totals	\$ 10,142,487.20	\$ 9,914,226.61	\$ 2,943,632.41	29.69%	B

	Prime Consultants	IBE Firm	Project Title	Contract Value	Prime P / T / D	IBE P / T / D	IBE Actual	Score
1	Burns Engineering, Inc.		C-508A BURNS - I-78 Maintenance	\$ 717,042.74	\$ 717,042.74	\$ 305,795.94	42.65%	A
2	Gannett Fleming Inc. - Camp Hill, PA		C-644A GANNETT - I-78 Bridges & Approach Slab Rehabilitation	\$ 651,157.49	\$ 600,565.63	\$ 42,925.47	7.15%	D
3	Ammann & Whitney		C-650A AMMANN - Riverton / Belvidere	\$ 517,538.84	\$ 451,072.33	\$ 36,347.80	8.06%	D
4	Joseph Jingoli & Son, Inc.		C-657A JINGOLI - TOA/ Building	\$ 297,447.93	\$ 297,447.96	\$ 13,380.00	4.50%	F
5	Pennoni Associates Inc		C-663A PENNONI - SFB Replacement	\$ 237,424.67	\$ 237,424.67	\$ 118,547.24	49.93%	A+
6	Cherry, Weber & Associates, P.C.		C-684A-2 Van Cleef Engineering Associates, LLC - formally - CHERRY	\$ 1,260,000.00	\$ 1,222,340.65	\$ 292,358.15	23.92%	C+
7	Johnson, Mirmiran and Thompson, Inc.		C-696A JMT - TOA/ Engineering Services - PA Assignment	\$ 500,000.00	\$ 436,347.22	\$ 92,842.42	21.28%	C+
8	Greenman-Pedersen, Inc.		C-704A GPI / New Hope-Lambertville Toll	\$ 500,000.00	\$ 610,145.27	\$ 26,570.72	4.35%	F
9	USA Architects (IBE Prime)	SBE	C-707A USA - Commission Administration Building at Scudder Falls	\$ 1,376,451.71	\$ 1,376,354.11	\$ 1,376,354.11	100.00%	A+
10	Jacobs Engineering Group Inc.		CI-566A JACOBS - Portland / Columbia Toll Bridge Approach Roadways	\$ 476,991.53	\$ 476,991.53	\$ 144,473.11	30.29%	B+
11	Jacobs Engineering Group Inc.		CI-665A JACOBS - SFB Replacement Project Engineering Services for PA	\$ 626,965.40	\$ 626,933.76	\$ 44,766.05	7.14%	D
12	STV Inc. - Trenton, NJ		CM-508A STV - I-78 Maintenance Garage	\$ 586,402.81	\$ 582,335.21	\$ 44,851.79	7.70%	D
13	Greenman-Pedersen, Inc.		CM-644A GPI - I-78 Bridges and Approach	\$ 1,545,442.08	\$ 1,429,603.53	\$ 266,934.72	18.67%	C
14	Greenman-Pedersen, Inc.		CM-664A GPI - SFB Replacement Project	\$ 849,622.00	\$ 849,622.00	\$ 137,484.89	16.18%	C

*Met or Exceeded the Target

*Did Not Meet the Target

*P/T/D = Paid To Date

Delaware River Joint Toll Bridge Commission

Month of December 2021

Construction Projects - Summary's & Scores (IBE Payments, Workforce Hours & Ethnicity Participation)

Date: From 07/01/2014 To 12/31/2021

IBE Payments Legend	
Score Rankings	IBE Commitment Participation
A+	45% & above
A	35% to 44.9%
B+	30% to 34.9%
B	25% to 29.9%
C+	20% to 24.9%
C	15% to 19.9%
D+	10% to 14.9%
D	5% to 9.9%
F	4.9% & below

Total of all Primes Contract Values \$537,559,394.80

Total Payments to all Primes \$423,086,216.44

Total Payments to all IBEs \$75,075,303.99

IBE Target 25.00%

IBE Actual 17.74%

Workforce Utilization Legend		
Score Rankings	Workforce Commitment Participation	Ethnicity & Gender Participation
A+	30% & above	25% & above
A	25% to 29.9%	15% to 24.9%
B+	20% to 24.9%	over 15%
B	15% to 19.9%	10% to 14.9%
C+	10% to 14.9%	over 10%
C	10% to 14.9%	7.5% to 9.9%
D+	5% to 9.9%	over 7.5%
D	5% to 9.9%	5% to 7.4%
F	4.9% & below	4.9% & below

ACTIVE CONSTRUCTION PROJECTS														
Payments Summary					Workforce Hours Summary 19.97%					Ethnicity Participation Summary				
Total Contracts Value	Total Prime P / T / D	Total IBE P / T / D	Total IBE %	Payments Score (Total IBE Payments)	Total Number of Workers	Total Hours Worked	Caucasian Hours	Total Minority Hours	Total Women Hours	Workforce Score (Total Hours Worked)	Caucasian %	Minority %	Women %	Ethnicity Score (Total Participation)
\$537,559,394.80	\$423,086,216.44	\$75,075,303.99	17.74%	C	3260	1,506,794.65	1,250,014.97	256,779.68	44,195.75	B	82.96%	17.04%	2.93%	A

DB-540A TRANSORE - Electronic Toll Collection System Replacement - Design, Build & Maintain														
Payments Summary					Workforce Hours Summary 53.31%					Ethnicity Participation Summary				
Total Contracts Value	Total Prime P / T / D	Total IBE P / T / D	Total IBE %	Payments Score (Total IBE Payments)	Total Number of Workers	Total Hours Worked	Caucasian Hours	Total Minority Hours	Total Women Hours	Workforce Score (Total Hours Worked)	Caucasian %	Minority %	Women %	Ethnicity Score (Total Participation)
\$12,462,964.26	\$11,346,449.43	\$2,316,211.51	20.41%	C+	15	2,040.00	952.50	1,087.50	0.00	A+	46.69%	53.31%	0.00%	A+

DB-724A SCHNEIDER ELECTRIC Electronic Surveillance/Detection System Maintenance Contract														
Payments Summary					Workforce Hours Summary 45.89%					Ethnicity Participation Summary				
Total Contracts Value	Total Prime P / T / D	Total IBE P / T / D	Total IBE %	Payments Score (Total IBE Payments)	Total Number of Workers	Total Hours Worked	Caucasian Hours	Total Minority Hours	Total Women Hours	Workforce Score (Total Hours Worked)	Caucasian %	Minority %	Women %	Ethnicity Score (Total Participation)
\$11,294,820.75	\$1,182,625.66	\$27,708.76	2.34%	F	57	717.00	479.00	238.00	91.00	A+	66.81%	33.19%	12.69%	A+

T-519A BRACY Southern Operations & Maintenance Facilities Improvements - Trenton, Morrisville, Langhorne & New Hope														
Payments Summary					Workforce Hours Summary 10.57%					Ethnicity Participation Summary				
Total Contracts Value	Total Prime P / T / D	Total IBE P / T / D	Total IBE %	Payments Score (Total IBE Payments)	Total Number of Workers	Total Hours Worked	Caucasian Hours	Total Minority Hours	Total Women Hours	Workforce Score (Total Hours Worked)	Caucasian %	Minority %	Women %	Ethnicity Score (Total Participation)
\$56,535,181.25	\$1,930,738.01	\$-	0.00%	F	75	6,951.25	6,234.75	716.50	18.50	C	89.69%	10.31%	0.27%	B

T-668A TRUMBULL 2 New Jersey - SFB Replacement Project														
Payments Summary					Workforce Hours Summary 21.46%						Ethnicity Participation Summary			
Total Contracts Value	Total Prime P / T / D	Total IBE P / T / D	Total IBE %	Payments Score (Total IBE Payments)	Total Number of Workers	Total Hours Worked	Caucasian Hours	Total Minority Hours	Total Women Hours	Workforce Score (Total Hours Worked)	Caucasian %	Minority %	Women %	Ethnicity Score (Total Participation)
\$-	\$-	\$-	0.00%	N/A	1689	654,625.24	530,980.44	123,644.80	16,863.00	B+	81.11%	18.89%	2.58%	A

T-668A TRUMBULL 1 Pennsylvania SFB Bridge Replacement Project														
Payments Summary					Workforce Hours Summary 18.64%					Ethnicity Participation Summary				
Total Contracts Value	Total Prime P / T / D	Total IBE P / T / D	Total IBE %	Payments Score (Total IBE Payments)	Total Number of Workers	Total Hours Worked	Caucasian Hours	Total Minority Hours	Total Women Hours	Workforce Score (Total Hours Worked)	Caucasian %	Minority %	Women %	Ethnicity Score (Total Participation)
\$424,129,137.19	\$401,933,510.77	\$69,366,746.00	17.26%	C	1885	815,580.33	689,552.01	126,028.32	25,999.75	B	84.55%	15.45%	3.19%	A

T-719A ROAD-CON Delaware Water Gap Toll Bridge Facility Westbound Toll Plaza Roadway and NJ Approach Repairs.														
Payments Summary					Workforce Hours Summary 23.68%					Ethnicity Participation Summary				
Total Contracts Value	Total Prime P / T / D	Total IBE P / T / D	Total IBE %	Payments Score (Total IBE Payments)	Total Number of Workers	Total Hours Worked	Caucasian Hours	Total Minority Hours	Total Women Hours	Workforce Score (Total Hours Worked)	Caucasian %	Minority %	Women %	Ethnicity Score (Total Participation)
\$3,773,197.85	\$3,346,750.90	\$481,282.82	14.38%	D+	123	9,822.57	7,915.77	1,906.80	419.50	B+	80.59%	19.41%	4.27%	A

TS-590A J.D. ECKMAN NORTHAMPTON STREET TOLL SUPPORTED BRIDGE REHABILITATION														
Payments Summary					Workforce Hours Summary 0.00%					Ethnicity Participation Summary				
Total Contracts Value	Total Prime P / T / D	Total IBE P / T / D	Total IBE %	Payments Score (Total IBE Payments)	Total Number of Workers	Total Hours Worked	Caucasian Hours	Total Minority Hours	Total Women Hours	Workforce Score (Total Hours Worked)	Caucasian %	Minority %	Women %	Ethnicity Score (Total Participation)
\$15,487,427.50	\$-	\$-	0.00%	N/A	0	0.00	0.00	0.00	0.00	N/A	0.00%	0.00%	0.00%	N/A

TTS-723AJ FLETCHER CREAMER On Call Beam Guide Rail & Attenuator Replacement														
Payments Summary					Workforce Hours Summary 37.47%					Ethnicity Participation Summary				
Total Contracts Value	Total Prime P / T / D	Total IBE P / T / D	Total IBE %	Payments Score (Total IBE Payments)	Total Number of Workers	Total Hours Worked	Caucasian Hours	Total Minority Hours	Total Women Hours	Workforce Score (Total Hours Worked)	Caucasian %	Minority %	Women %	Ethnicity Score (Total Participation)
\$1,376,666.00	\$540,901.80	\$78,115.03	14.44%	D+	50	1,764.00	1,103.00	661.00	0.00	A+	62.53%	37.47%	0.00%	A+

Delaware River Joint Toll Bridge Commission

Month of December 2021

Construction Projects - Summary's & Scores (IBE Payments, Workforce Hours & Ethnicity Participation)

Date: From 07/01/2014 To 12/31/2021

IBE Payments Legend	
Score Rankings	IBE Commitment Participation
A+	45% & above
A	35% to 44.9%
B+	30% to 34.9%
B	25% to 29.9%
C+	20% to 24.9%
C	15% to 19.9%
D+	10% to 14.9%
D	5% to 9.9%
F	4.9% & below

Total of all Primes Contract Values \$537,559,394.80

Total Payments to all Primes \$423,086,216.44

Total Payments to all IBEs \$75,075,303.99

IBE Target 25.00%

IBE Actual 17.74%

Workforce Utilization Legend		
Score Rankings	Workforce Commitment Participation	Ethnicity & Gender Participation
A+	30% & above	25% & above
A	25% to 29.9%	15% to 24.9%
B+	20% to 24.9%	over 15%
B	15% to 19.9%	10% to 14.9%
C+	10% to 14.9%	over 10%
C	10% to 14.9%	7.5% to 9.9%
D+	5% to 9.9%	over 7.5%
D	5% to 9.9%	5% to 7.4%
F	4.9% & below	4.9% & below

ACTIVE CONSTRUCTION PROJECTS														
Payments Summary					Workforce Hours Summary 19.97%					Ethnicity Participation Summary				
Total Contracts Value	Total Prime P / T / D	Total IBE P / T / D	Total IBE %	Payments Score (Total IBE Payments)	Total Number of Workers	Total Hours Worked	Caucasian Hours	Total Minority Hours	Total Women Hours	Workforce Score (Total Hours Worked)	Caucasian %	Minority %	Women %	Ethnicity Score (Total Participation)
\$537,559,394.80	\$423,086,216.44	\$75,075,303.99	17.74%	C	3260	1,506,794.65	1,250,014.97	256,779.68	44,195.75	B	82.96%	17.04%	2.93%	A

TTS-734A MOUNT CONSTRUCTION (SBE) - JOC North Bridge Construction														
Payments Summary					Workforce Hours Summary 21.38%					Ethnicity Participation Summary				
Total Contracts Value	Total Prime P / T / D	Total IBE P / T / D	Total IBE %	Payments Score (Total IBE Payments)	Total Number of Workers	Total Hours Worked	Caucasian Hours	Total Minority Hours	Total Women Hours	Workforce Score (Total Hours Worked)	Caucasian %	Minority %	Women %	Ethnicity Score (Total Participation)
\$3,500,000.00	\$1,104,257.96	\$1,104,257.96	100.00%	A+	75	10,822.50	9,308.50	1,514.00	799.50	B+	86.01%	13.99%	7.39%	B

TTS-735A MOUNT CONSTRUCTION (SBE) - JOC Services for Bridge, Highway & Civil Work SOUTH REGION														
Payments Summary					Workforce Hours Summary 19.96%					Ethnicity Participation Summary				
Total Contracts Value	Total Prime P / T / D	Total IBE P / T / D	Total IBE %	Payments Score (Total IBE Payments)	Total Number of Workers	Total Hours Worked	Caucasian Hours	Total Minority Hours	Total Women Hours	Workforce Score (Total Hours Worked)	Caucasian %	Minority %	Women %	Ethnicity Score (Total Participation)
\$2,500,000.00	\$566,743.72	\$566,743.72	100.00%	A+	36	3,135.50	2,509.50	626.00	0.00	B	80.04%	19.96%	0.00%	A

TTS-736A RCC BUILDERS & DEVELOPERS - JOC for Building and Facility Work North Region														
Payments Summary					Workforce Hours Summary 48.50%					Ethnicity Participation Summary				
Total Contracts Value	Total Prime P / T / D	Total IBE P / T / D	Total IBE %	Payments Score (Total IBE Payments)	Total Number of Workers	Total Hours Worked	Caucasian Hours	Total Minority Hours	Total Women Hours	Workforce Score (Total Hours Worked)	Caucasian %	Minority %	Women %	Ethnicity Score (Total Participation)
\$3,000,000.00	\$65,231.99	\$65,231.99	100.00%	A+	2	334.00	172.00	162.00	0.00	A+	51.50%	48.50%	0.00%	A+

TTS-737A RCC BUILDERS & DEVELOPERS - Job Order Contracting for Building & Facility Work SOUTH REGION														
Payments Summary					Workforce Hours Summary 19.88%					Ethnicity Participation Summary				
Total Contracts Value	Total Prime P / T / D	Total IBE P / T / D	Total IBE %	Payments Score (Total IBE Payments)	Total Number of Workers	Total Hours Worked	Caucasian Hours	Total Minority Hours	Total Women Hours	Workforce Score (Total Hours Worked)	Caucasian %	Minority %	Women %	Ethnicity Score (Total Participation)
\$3,500,000.00	\$1,069,006.20	\$1,069,006.20	100.00%	A+	35	1,002.26	807.50	194.76	4.50	B	80.57%	19.43%	0.45%	A

Delaware River Joint Toll Bridge Commission

Month of December 2021

Completed Construction Projects - Summary's & Scores (IBE Payments, Workforce Hours & Ethnicity Participation)

Date: From 07/01/2014 To 12/31/2021

IBE Payments Legend	
Score Rankings	IBE Commitment Participation
A+	45% & above
A	35% to 44.9%
B+	30% to 34.9%
B	25% to 29.9%
C+	20% to 24.9%
C	15% to 19.9%
D+	10% to 14.9%
D	5% to 9.9%
F	4.9% & below

Total of all Primes Contract Values \$85,631,033.36

Total Payments to all Primes \$84,934,263.25

Total Payments to all IBEs \$27,209,058.94

IBE Target 25.00%

IBE Actual 32.04%

Workforce Utilization Legend		
Score Rankings	Workforce Commitment Participation	Ethnicity & Gender Participation
A+	30% & above	25% & above
A	25% to 29.9%	15% to 24.9%
B+	20% to 24.9%	over 15%
B	15% to 19.9%	10% to 14.9%
C+	10% to 14.9%	over 10%
C	10% to 14.9%	7.5% to 9.9%
D+	5% to 9.9%	over 7.5%
D	5% to 9.9%	5% to 7.4%
F	4.9% & below	4.9% & below

COMPLETED CONSTRUCTION PROJECTS														
Payments Summary					Workforce Hours Summary 16.63%						Ethnicity Participation Summary			
Total Contracts Value	Total Prime P / T / D	Total IBE P / T / D	Total IBE %	Payments Score (Total IBE Payments)	Total Number of Workers	Total Hours Worked	Caucasian Hours	Total Minority Hours	Total Women Hours	Workforce Score (Total Hours Worked)	Caucasian %	Minority %	Women %	Ethnicity Score (Total Participation)
\$85,631,033.36	\$84,934,263.25	\$27,209,058.94	32.04%	B+	1286	206,122.30	174,377.09	31,745.21	2,524.25	B	84.60%	15.40%	1.22%	A

T-508A BRACY - I-78 Maintenance Garage Expansion at I-78 PA Welcome Center / Maintenance Facility														
Payments Summary					Workforce Hours Summary 7.39%					Ethnicity Participation Summary				
Total Contracts Value	Total Prime P / T / D	Total IBE P / T / D	Total IBE %	Payments Score (Total IBE Payments)	Total Number of Workers	Total Hours Worked	Caucasian Hours	Total Minority Hours	Total Women Hours	Workforce Score (Total Hours Worked)	Caucasian %	Minority %	Women %	Ethnicity Score (Total Participation)
\$9,845,177.03	\$9,845,176.91	\$1,589,381.54	16.14%	C	244	31,516.58	30,048.08	1,468.50	861.25	D	95.34%	4.66%	2.73%	F

T-514A WEST SIDE - DIII Toll Bridges Facilities Emergency Standby Generators Improvements														
Payments Summary					Workforce Hours Summary 0.00%					Ethnicity Participation Summary				
Total Contracts Value	Total Prime P / T / D	Total IBE P / T / D	Total IBE %	Payments Score (Total IBE Payments)	Total Number of Workers	Total Hours Worked	Caucasian Hours	Total Minority Hours	Total Women Hours	Workforce Score (Total Hours Worked)	Caucasian %	Minority %	Women %	Ethnicity Score (Total Participation)
\$644,686.07	\$644,686.00	\$197,339.99	30.61%	B+	0	0.00	0.00	0.00	0.00	N/A	0.00%	0.00%	0.00%	N/A

T-566A INTERCOUNTY PAVING - PORTLAND COLUMBIA TOLL BRIDGE APPROACH ROADWAY IMPROVEMENTS														
Payments Summary					Workforce Hours Summary 0.00%					Ethnicity Participation Summary				
Total Contracts Value	Total Prime P / T / D	Total IBE P / T / D	Total IBE %	Payments Score (Total IBE Payments)	Total Number of Workers	Total Hours Worked	Caucasian Hours	Total Minority Hours	Total Women Hours	Workforce Score (Total Hours Worked)	Caucasian %	Minority %	Women %	Ethnicity Score (Total Participation)
\$6,317,000.00	\$6,193,334.28	\$1,877,906.86	30.32%	B+	0	0.00	0.00	0.00	0.00	N/A	0.00%	0.00%	0.00%	N/A

T-611A MAGNUM (IBE) NH-L Toll Bridge Salt Storage Facility														
Payments Summary					Workforce Hours Summary 2.16%					Ethnicity Participation Summary				
Total Contracts Value	Total Prime P / T / D	Total IBE P / T / D	Total IBE %	Payments Score (Total IBE Payments)	Total Number of Workers	Total Hours Worked	Caucasian Hours	Total Minority Hours	Total Women Hours	Workforce Score (Total Hours Worked)	Caucasian %	Minority %	Women %	Ethnicity Score (Total Participation)
\$1,439,584.00	\$1,348,934.71	\$1,348,934.71	100.00%	A+	65	5,925.50	5,805.50	120.00	8.00	F	97.97%	2.03%	0.14%	F

T-641A MERCER - Easton / Phillipsburg Ramp C Stabilization														
Payments Summary					Workforce Hours Summary 0.00%					Ethnicity Participation Summary				
Total Contracts Value	Total Prime P / T / D	Total IBE P / T / D	Total IBE %	Payments Score (Total IBE Payments)	Total Number of Workers	Total Hours Worked	Caucasian Hours	Total Minority Hours	Total Women Hours	Workforce Score (Total Hours Worked)	Caucasian %	Minority %	Women %	Ethnicity Score (Total Participation)
\$998,300.00	\$998,300.00	\$998,300.00	100.00%	A+	0	0.00	0.00	0.00	0.00	N/A	0.00%	0.00%	0.00%	N/A

T-644A J.D. ECKMAN - Easton Phillipsburg TB Facility Administration Bldg.														
Payments Summary					Workforce Hours Summary 28.50%					Ethnicity Participation Summary				
Total Contracts Value	Total Prime P / T / D	Total IBE P / T / D	Total IBE %	Payments Score (Total IBE Payments)	Total Number of Workers	Total Hours Worked	Caucasian Hours	Total Minority Hours	Total Women Hours	Workforce Score (Total Hours Worked)	Caucasian %	Minority %	Women %	Ethnicity Score (Total Participation)
\$11,117,003.61	\$11,038,703.72	\$3,066,725.97	27.78%	B	320	47,800.75	35,278.00	12,522.75	1,098.75	A	73.80%	26.20%	2.30%	A+

T-645A MJF Building & Facilities Energy Conservation														
Payments Summary					Workforce Hours Summary 23.54%					Ethnicity Participation Summary				
Total Contracts Value	Total Prime P / T / D	Total IBE P / T / D	Total IBE %	Payments Score (Total IBE Payments)	Total Number of Workers	Total Hours Worked	Caucasian Hours	Total Minority Hours	Total Women Hours	Workforce Score (Total Hours Worked)	Caucasian %	Minority %	Women %	Ethnicity Score (Total Participation)
\$5,376,806.87	\$5,376,806.87	\$5,376,806.87	100.00%	A+	46	9,735.28	7,509.23	2,226.05	65.75	B+	77.13%	22.87%	0.68%	A

Delaware River Joint Toll Bridge Commission

Month of December 2021

Completed Construction Projects - Summary's & Scores (IBE Payments, Workforce Hours & Ethnicity Participation)

Date: From 07/01/2014 To 12/31/2021

IBE Payments Legend	
Score Rankings	IBE Commitment Participation
A+	45% & above
A	35% to 44.9%
B+	30% to 34.9%
B	25% to 29.9%
C+	20% to 24.9%
C	15% to 19.9%
D+	10% to 14.9%
D	5% to 9.9%
F	4.9% & below

Total of all Primes Contract Values \$85,631,033.36

Total Payments to all Primes \$84,934,263.25

Total Payments to all IBEs \$27,209,058.94

IBE Target 25.00%

IBE Actual 32.04%

Workforce Utilization Legend		
Score Rankings	Workforce Commitment Participation	Ethnicity & Gender Participation
A+	30% & above	25% & above
A	25% to 29.9%	15% to 24.9%
B+	20% to 24.9%	over 15%
B	15% to 19.9%	10% to 14.9%
C+	10% to 14.9%	over 10%
C	10% to 14.9%	7.5% to 9.9%
D+	5% to 9.9%	over 7.5%
D	5% to 9.9%	5% to 7.4%
F	4.9% & below	4.9% & below

COMPLETED CONSTRUCTION PROJECTS														
Payments Summary					Workforce Hours Summary 16.63%					Ethnicity Participation Summary				
Total Contracts Value	Total Prime P / T / D	Total IBE P / T / D	Total IBE %	Payments Score (Total IBE Payments)	Total Number of Workers	Total Hours Worked	Caucasian Hours	Total Minority Hours	Total Women Hours	Workforce Score (Total Hours Worked)	Caucasian %	Minority %	Women %	Ethnicity Score (Total Participation)
\$85,631,033.36	\$84,934,263.25	\$27,209,058.94	32.04%	B+	1286	206,122.30	174,377.09	31,745.21	2,524.25	B	84.60%	15.40%	1.22%	A

T-645B SCHNEIDER ELECTRIC Building & Facilities Energy Conservation Measures - Mechanical/Controls														
Payments Summary				Workforce Hours Summary 0.00%						Ethnicity Participation Summary				
Total Contracts Value	Total Prime P / T / D	Total IBE P / T / D	Total IBE %	Payments Score (Total IBE Payments)	Total Number of Workers	Total Hours Worked	Caucasian Hours	Total Minority Hours	Total Women Hours	Workforce Score (Total Hours Worked)	Caucasian %	Minority %	Women %	Ethnicity Score (Total Participation)
\$1,247,159.50	\$1,247,159.50	\$129,525.50	10.39%	D+	7	1,625.50	1,625.50	0.00	0.00	F	100.00%	0.00%	0.00%	F

T-661A TRC - SFB Replacement Project Subsurface Boring & Sampling														
Payments Summary				Workforce Hours Summary 0.00%							Ethnicity Participation Summary			
Total Contracts Value	Total Prime P / T / D	Total IBE P / T / D	Total IBE %	Payments Score (Total IBE Payments)	Total Number of Workers	Total Hours Worked	Caucasian Hours	Total Minority Hours	Total Women Hours	Workforce Score (Total Hours Worked)	Caucasian %	Minority %	Women %	Ethnicity Score (Total Participation)
\$1,438,942.00	\$1,438,941.98	\$234,466.30	16.29%	C	0	0.00	0.00	0.00	0.00	N/A	0.00%	0.00%	0.00%	N/A

T-666A PKF - SFB Replacement Project Construction for PA Noise Walls														
Payments Summary				Workforce Hours Summary 14.94%							Ethnicity Participation Summary			
Total Contracts Value	Total Prime P / T / D	Total IBE P / T / D	Total IBE %	Payments Score (Total IBE Payments)	Total Number of Workers	Total Hours Worked	Caucasian Hours	Total Minority Hours	Total Women Hours	Workforce Score (Total Hours Worked)	Caucasian %	Minority %	Women %	Ethnicity Score (Total Participation)
\$11,394,750.00	\$11,219,737.01	\$3,338,786.23	29.76%	B	42	5,738.00	5,122.00	616.00	241.50	C	89.26%	10.74%	4.21%	B

T-667A AP CONSTRUCTION - SFB Replacement Project Tree Clearing														
Payments Summary				Workforce Hours Summary 0.00%							Ethnicity Participation Summary			
Total Contracts Value	Total Prime P / T / D	Total IBE P / T / D	Total IBE %	Payments Score (Total IBE Payments)	Total Number of Workers	Total Hours Worked	Caucasian Hours	Total Minority Hours	Total Women Hours	Workforce Score (Total Hours Worked)	Caucasian %	Minority %	Women %	Ethnicity Score (Total Participation)
\$1,814,999.39	\$1,721,688.26	\$454,825.01	26.42%	B	0	0.00	0.00	0.00	0.00	N/A	0.00%	0.00%	0.00%	N/A

T-705A SPARWICK - I-78 Toll Plaza Bumper Block Replacement														
Payments Summary					Workforce Hours Summary 0.00%						Ethnicity Participation Summary			
Total Contracts Value	Total Prime P / T / D	Total IBE P / T / D	Total IBE %	Payments Score (Total IBE Payments)	Total Number of Workers	Total Hours Worked	Caucasian Hours	Total Minority Hours	Total Women Hours	Workforce Score (Total Hours Worked)	Caucasian %	Minority %	Women %	Ethnicity Score (Total Participation)
\$160,006.00	\$160,006.00	\$160,006.00	100.00%	A+	0	0.00	0.00	0.00	0.00	N/A	0.00%	0.00%	0.00%	N/A

T-707A Bracy Commission Administration Building at SFB & Adaptive Reuse of the 1799 Building														
Payments Summary					Workforce Hours Summary 12.32%					Ethnicity Participation Summary				
Total Contracts Value	Total Prime P / T / D	Total IBE P / T / D	Total IBE %	Payments Score (Total IBE Payments)	Total Number of Workers	Total Hours Worked	Caucasian Hours	Total Minority Hours	Total Women Hours	Workforce Score (Total Hours Worked)	Caucasian %	Minority %	Women %	Ethnicity Score (Total Participation)
\$21,357,000.00	\$21,468,985.71	\$4,382,167.83	20.41%	C+	435	80,061.86	70,408.20	9,653.66	209.00	C	87.94%	12.06%	0.26%	B

T-708A Allied Painting New Hope-Lambertville Toll Bridge Floor System Rehabilitation -Facility Administration Building														
Payments Summary				Workforce Hours Summary 64.86%						Ethnicity Participation Summary				
Total Contracts Value	Total Prime P / T / D	Total IBE P / T / D	Total IBE %	Payments Score (Total IBE Payments)	Total Number of Workers	Total Hours Worked	Caucasian Hours	Total Minority Hours	Total Women Hours	Workforce Score (Total Hours Worked)	Caucasian %	Minority %	Women %	Ethnicity Score (Total Participation)
\$1,694,000.00	\$1,546,100.00	\$170,944.28	11.06%	D+	26	5,244.00	1,842.50	3,401.50	0.00	A+	35.14%	64.86%	0.00%	A+

Delaware River Joint Toll Bridge Commission

Month of December 2021

Completed Construction Projects - Summary's & Scores (IBE Payments, Workforce Hours & Ethnicity Participation)

Date: From 07/01/2014 To 12/31/2021

IBE Payments Legend	
Score Rankings	IBE Commitment Participation
A+	45% & above
A	35% to 44.9%
B+	30% to 34.9%
B	25% to 29.9%
C+	20% to 24.9%
C	15% to 19.9%
D+	10% to 14.9%
D	5% to 9.9%
F	4.9% & below

Total of all Primes Contract Values \$85,631,033.36

Total Payments to all Primes \$84,934,263.25

Total Payments to all IBEs \$27,209,058.94

IBE Target 25.00%

IBE Actual 32.04%

Workforce Utilization Legend		
Score Rankings	Workforce Commitment Participation	Ethnicity & Gender Participation
A+	30% & above	25% & above
A	25% to 29.9%	15% to 24.9%
B+	20% to 24.9%	over 15%
B	15% to 19.9%	10% to 14.9%
C+	10% to 14.9%	over 10%
C	10% to 14.9%	7.5% to 9.9%
D+	5% to 9.9%	over 7.5%
D	5% to 9.9%	5% to 7.4%
F	4.9% & below	4.9% & below

COMPLETED CONSTRUCTION PROJECTS														
Payments Summary					Workforce Hours Summary 16.63%					Ethnicity Participation Summary				
Total Contracts Value	Total Prime P / T / D	Total IBE P / T / D	Total IBE %	Payments Score (Total IBE Payments)	Total Number of Workers	Total Hours Worked	Caucasian Hours	Total Minority Hours	Total Women Hours	Workforce Score (Total Hours Worked)	Caucasian %	Minority %	Women %	Ethnicity Score (Total Participation)
\$85,631,033.36	\$84,934,263.25	\$27,209,058.94	32.04%	B+	1286	206,122.30	174,377.09	31,745.21	2,524.25	B	84.60%	15.40%	1.22%	A

T-711AR BRACY - Easton Phillipsburg Toll Bridge Salt Storage Building														
Payments Summary					Workforce Hours Summary 15.61%					Ethnicity Participation Summary				
Total Contracts Value	Total Prime P / T / D	Total IBE P / T / D	Total IBE %	Payments Score (Total IBE Payments)	Total Number of Workers	Total Hours Worked	Caucasian Hours	Total Minority Hours	Total Women Hours	Workforce Score (Total Hours Worked)	Caucasian %	Minority %	Women %	Ethnicity Score (Total Participation)
\$1,711,600.00	\$1,666,931.06	\$18,727.94	1.12%	F	77	5,669.75	4,784.50	885.25	0.00	B	84.39%	15.61%	0.00%	A

T-717A BRACY Milford-Montague Toll Bridge Salt Storage Building														
Payments Summary				Workforce Hours Summary 7.70%						Ethnicity Participation Summary				
Total Contracts Value	Total Prime P / T / D	Total IBE P / T / D	Total IBE %	Payments Score (Total IBE Payments)	Total Number of Workers	Total Hours Worked	Caucasian Hours	Total Minority Hours	Total Women Hours	Workforce Score (Total Hours Worked)	Caucasian %	Minority %	Women %	Ethnicity Score (Total Participation)
\$1,244,000.00	\$1,232,810.45	\$70,588.96	5.73%	D	43	3,227.00	2,978.50	248.50	0.00	D	92.30%	7.70%	0.00%	C

T-730A BRACY Southern Operations & Maintenance Facilities Improvements Trenton Morrisville Salt Operations														
Payments Summary					Workforce Hours Summary 6.85%					Ethnicity Participation Summary				
Total Contracts Value	Total Prime P / T / D	Total IBE P / T / D	Total IBE %	Payments Score (Total IBE Payments)	Total Number of Workers	Total Hours Worked	Caucasian Hours	Total Minority Hours	Total Women Hours	Workforce Score (Total Hours Worked)	Caucasian %	Minority %	Women %	Ethnicity Score (Total Participation)
\$3,275,000.00	\$3,234,621.97	\$450,025.89	13.91%	D+	57	5,831.08	5,471.58	359.50	40.00	D	93.83%	6.17%	0.69%	D

TS-639B MOUNT CONSTRUCTION - Lower Trenton TSB Approach Roadways Improvements														
Payments Summary				Workforce Hours Summary 0.00%							Ethnicity Participation Summary			
Total Contracts Value	Total Prime P / T / D	Total IBE P / T / D	Total IBE %	Payments Score (Total IBE Payments)	Total Number of Workers	Total Hours Worked	Caucasian Hours	Total Minority Hours	Total Women Hours	Workforce Score (Total Hours Worked)	Caucasian %	Minority %	Women %	Ethnicity Score (Total Participation)
\$2,090,794.02	\$2,090,794.00	\$2,090,794.00	100.00%	A+	0	0.00	0.00	0.00	0.00	N/A	0.00%	0.00%	0.00%	N/A

TS-650A ROAD-CON - RIVERTON BELVDERE TSB														
Payments Summary					Workforce Hours Summary 0.00%						Ethnicity Participation Summary			
Total Contracts Value	Total Prime P / T / D	Total IBE P / T / D	Total IBE %	Payments Score (Total IBE Payments)	Total Number of Workers	Total Hours Worked	Caucasian Hours	Total Minority Hours	Total Women Hours	Workforce Score (Total Hours Worked)	Caucasian %	Minority %	Women %	Ethnicity Score (Total Participation)
\$652,738.50	\$652,738.50	\$28,347.48	4.34%	F	0	0.00	0.00	0.00	0.00	N/A	0.00%	0.00%	0.00%	N/A

TS-677A SPARWICK - SF TSB Interim Deck Repairs on I-95														
Payments Summary				Workforce Hours Summary 13.62%							Ethnicity Participation Summary			
Total Contracts Value	Total Prime P / T / D	Total IBE P / T / D	Total IBE %	Payments Score (Total IBE Payments)	Total Number of Workers	Total Hours Worked	Caucasian Hours	Total Minority Hours	Total Women Hours	Workforce Score (Total Hours Worked)	Caucasian %	Minority %	Women %	Ethnicity Score (Total Participation)
\$1,003,336.00	\$999,656.00	\$999,656.00	100.00%	A+	8	580.00	501.00	79.00	0.00	C	86.38%	13.62%	0.00%	B

TS-687A CARR & DUFF - Lower Trenton Toll Supported Bridge Replacement of Sign Lighting Elements														
Payments Summary				Workforce Hours Summary 1.50%						Ethnicity Participation Summary				
Total Contracts Value	Total Prime P / T / D	Total IBE P / T / D	Total IBE %	Payments Score (Total IBE Payments)	Total Number of Workers	Total Hours Worked	Caucasian Hours	Total Minority Hours	Total Women Hours	Workforce Score (Total Hours Worked)	Caucasian %	Minority %	Women %	Ethnicity Score (Total Participation)
\$647,000.00	\$647,000.00	\$163,632.58	25.29%	B	14	2,734.00	2,693.00	41.00	0.00	F	98.50%	1.50%	0.00%	F

TS-699A CARR & DUFF LOWER TRENTON TSB APPROACH TRAFFIC SIGNAL EQUIPMENT UPGRADES														
Payments Summary				Workforce Hours Summary 28.52%						Ethnicity Participation Summary				
Total Contracts Value	Total Prime P / T / D	Total IBE P / T / D	Total IBE %	Payments Score (Total IBE Payments)	Total Number of Workers	Total Hours Worked	Caucasian Hours	Total Minority Hours	Total Women Hours	Workforce Score (Total Hours Worked)	Caucasian %	Minority %	Women %	Ethnicity Score (Total Participation)
\$161,150.37	\$161,150.32	\$61,169.00	37.96%	A	11	433.00	309.50	123.50	0.00	A	71.48%	28.52%	0.00%	A+

Delaware River Joint Toll Bridge Commission
Month of December 2021

MINORITY, WOMEN AND SMALL BUSINESS ENTERPRISE PROGRAM

The Delaware River Joint Toll Bridge Commission implemented a one-year Minority Business Enterprise (MBE) pilot program, with a 7% participation goal, and the Women Business Enterprise (WBE) pilot program with a 3% goal. These goals applied to consultants and contractors' participating in the Commission's Capital Program and were effective on September 1, 2008.

At its December 2008 Commission Meeting, the Commission revised the pilot program to specify a 25% Small Business Enterprise (SBE) goal to New Jersey assigned consultant contracts in lieu of the previously specified 7% MBE and 3% WBE goals.

At its December 2010 Commission Meeting, due to the success of the Commission's MWSBE Pilot Program, the Delaware River Joint Toll Bridge Commission adopted a resolution for permanent status of the Minority Business Enterprise (MBE) program, with a 7% participation goal, and the Women Business Enterprise (WBE) program with a 3% goal, and the Small Business Enterprise (SBE) program with a 25% goal. These goals apply to consultants and contractors' participating in the Commission's Capital Program.

The Contract Compliance Department continues to monitor, update and analyze the payments for the MWSBE diversity program.

a) PA Assigned Professional Services Contracts:	7% MBE and 3% WBE
b) No State Assigned Professional Services Contracts:	7% MBE and 3% WBE
c) Capital Plan Construction Contracts:	7% MBE and 3% WBE
d) NJ Assigned Professional Services Contracts:	25% SBE

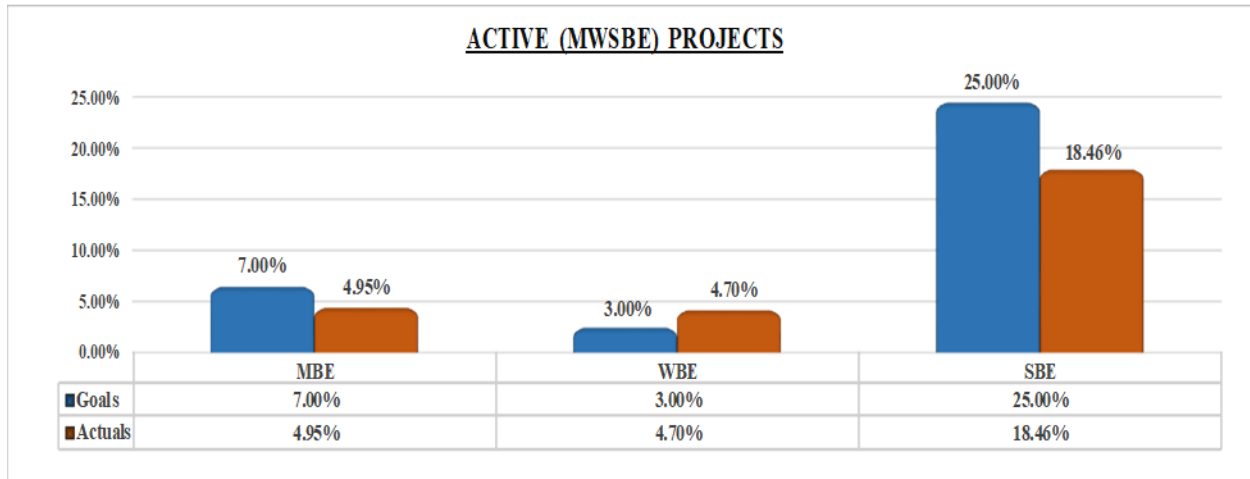
Numerous diversified businesses have benefited and continue to benefit from the Commission's previous M/W/SBE Program. The number of Contracts awarded during the MWSBE Program are as follows:

➤ Active Projects:	5
➤ Completed Projects:	72
➤ Total Capital Program Projects:	77
➤ Total Number of Contractors:	180

As of July 1, 2014 projects fall into the status now commonly referred to as IBE (Identified Business Enterprise) with a projected target to be or to exceed 25% of the total project award amount.

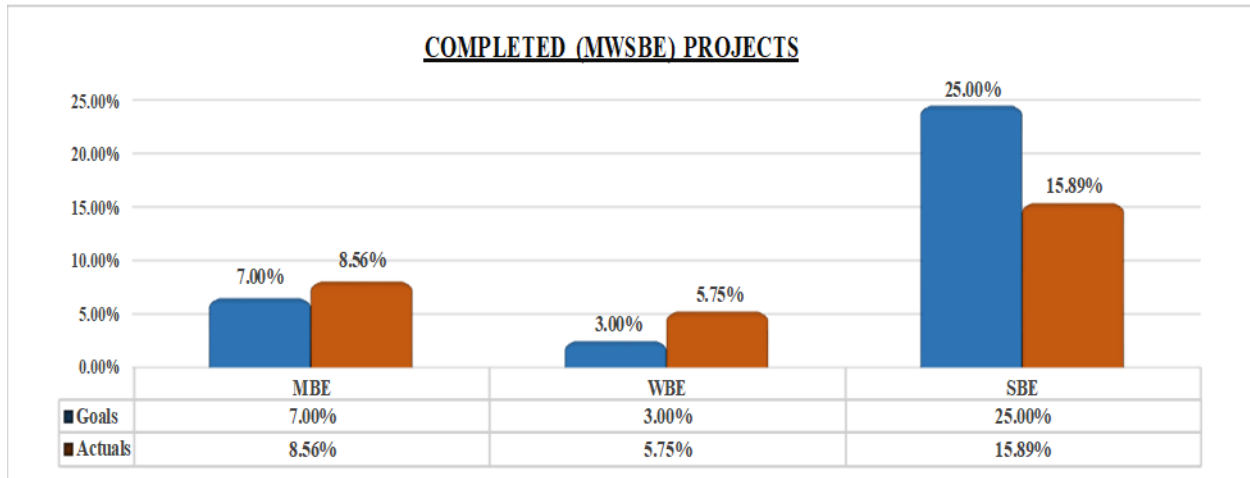
Delaware River Joint Toll Bridge Commission
Month of December 2021

ACTIVE and COMPLETED (MWSBE) PROJECTS PAYMENTS



M/WBE Actual Summary Totals \$26,678,603.35	MBE		WBE		SBE Actual Summary Totals \$1,253,074.27	SBE	
	ACTUAL	PAYMENTS	ACTUAL	PAYMENTS		ACTUAL	PAYMENTS
	4.95%	\$1,319,428.97	4.70%	\$1,253,433.16		18.46%	\$231,333.17

PROJECT NO.	CONTRACTOR / CONSULTANT	PROJECT VALUE	TOTAL PAYMENTS TO DATE	MBE GOAL 7%	MBE PAYMENTS	WBE GOAL 3%	WBE PAYMENTS	SBE GOAL 25%	SBE PAYMENTS
C-502A	AECOM Transp.	\$ 30,397,000.00	\$ 26,395,486.30	4.34%	\$ 1,319,428.97	4.11%	\$ 1,248,433.16		\$ -
C-629A	Hill International	\$ 300,000.00	\$ 147,560.34		\$ -		\$ -	13.66%	\$ 40,993.70
C-556A	Pennoni Associates	\$ 389,614.63	\$ 323,615.98		\$ -		\$ -	25.21%	\$ 98,228.18
C-628B	Louis Berger Group	\$ 1,000,000.00	\$ 781,897.95		\$ -		\$ -	9.21%	\$ 92,111.29
C-599A	McCormick & Taylor	\$ 1,000,000.00	\$ 283,117.05		\$ -	0.50%	\$ 5,000.00		\$ -



M/WBE Actual Summary Totals \$139,098,476.93	MBE		WBE		SBE Actual Summary Totals \$20,593,480.45	SBE	
	ACTUAL	PAYMENTS	ACTUAL	PAYMENTS		ACTUAL	PAYMENTS
	8.56%	\$11,903,166.05	5.75%	\$8,003,051.95		15.89%	\$3,271,639.83

Delaware River Joint Toll Bridge Commission

Month of December 2021

Minority, Women and Small Business Enterprise Payment Reporting Completed Contracts

*Categories highlighted below indicates the Prime has either met or exceeded the target.

PROJECT NO.	CONTRACTOR / CONSULTANT	CONTRACT VALUE	MBE GOAL 7.0 %	MBE PAYMENTS	WBE GOAL 3.0 %	WBE PAYMENTS	SBE GOAL 25.0 %	SBE PAYMENTS
DB-427B	A.P. Construction	\$ 4,356,866.00	10.00%	\$ 435,686.60	7.30%	\$ 318,051.22		
T/TS-573A	A.P. Construction	\$ 7,823,588.00	7.69%	\$ 601,633.92	4.92%	\$ 384,920.53		
T-440BR	A.P. Construction	\$ 4,608,295.33	11.70%	\$ 539,170.55	7.33%	\$ 337,788.05		
TTS-476A-2	A.P. Construction	\$ 3,511,153.06	7.20%	\$ 252,803.02	5.50%	\$ 193,113.42		
T-472A	Allied Painting	\$ 15,595,983.76	9.70%	\$ 1,512,810.42	15.00%	\$ 2,339,397.56		
C-443A	Ammann & Whitney	\$ 770,909.81	10.00%	\$ 77,090.98	14.00%	\$ 107,927.37		
C-445A	Ammann & Whitney	\$ 920,304.08	7.20%	\$ 66,261.89	3.20%	\$ 29,449.73		
C-629B	Michael Baker	\$ 500,000.00					2.79%	\$ 13,937.96
T-474A	Bracy Contracting	\$ 2,660,000.00	6.05%	\$ 160,930.00	2.87%	\$ 76,342.00		
C-474A	Brinjac	\$ 287,603.87	8.00%	\$ 23,008.31	9.00%	\$ 25,884.35		
C-627A	Buchart Horn	\$ 132,374.35						
C-598A	Burns Group	\$ 408,272.00					8.00%	\$ 32,661.76
C-454A	Carroll Engineers	\$ 500,000.00	18.10%	\$ 90,500.00	5.90%	\$ 29,500.00		
C-543A	Cherry Weber	\$ 612,233.00					28.30%	\$ 173,261.94
C-639A	Cherry Weber	\$ 401,455.40	18.10%	\$ 72,663.43	5.90%	\$ 23,685.87		
T-498A	Cornell & Co.	\$ 1,999,015.22	9.30%	\$ 185,908.42	6.30%	\$ 125,937.96		
T-554A	Dayspring Electric	\$ 232,117.66						
C-628A	Dewberry	\$ 474,625.86	9.69%	\$ 46,014.78	13.27%	\$ 62,999.77	9.12%	\$ 43,294.17
C-454B	French & Parello	\$ 500,000.00					17.00%	\$ 85,000.00
C-627B	French & Parello	\$ 276,851.59					5.70%	\$ 28,487.21
C-453A	Gannett Fleming	\$ 1,000,000.00	5.33%	\$ 53,300.00	0.87%	\$ 8,700.00		\$ -
C-598B	Gannett Fleming	\$ 367,353.90					8.95%	\$ 32,878.17
C-566A	Greenman Pedersen	\$ 350,675.02	9.54%	\$ 33,464.64	0.83%	\$ 2,924.37		\$ -
C-599B	Greenman Pedersen	\$ 1,000,000.00					4.00%	\$ 40,000.00
CM-437A	Greenman Pedersen	\$ 2,559,020.59					19.50%	\$ 499,009.02
CM-440B	Greenman Pedersen	\$ 753,336.71					17.64%	\$ 132,888.60
T-441A	H & G Contractors	\$ 1,586,698.00	6.60%	\$ 104,722.07	1.57%	\$ 24,911.16		
C-530A	Hill International	\$ 400,000.00	2.50%	\$ 10,000.00				
CM-427B	Hill International	\$ 629,749.00					13.60%	\$ 85,645.86
CM-447B	Hill International	\$ 973,401.52	4.10%	\$ 39,909.46	2.10%	\$ 20,441.43		
CM-442A	Hill International	\$ 319,826.73					25.14%	\$ 80,404.44
CM-573A	Hill International	\$ 1,038,384.48	6.20%	\$ 64,379.84	5.80%	\$ 60,226.30		
T-506A	HRI	\$ 13,727,411.69	7.17%	\$ 984,255.42	2.91%	\$ 399,467.68		
TS-505A	IEW	\$ 661,352.00	55.00%	\$ 363,743.60	8.93%	\$ 59,058.73		
DB-563A	J. Fletcher Creamer	\$ 1,283,717.00	15.00%	\$ 192,557.55	4.00%	\$ 51,348.68		
TTS-634AR	J. Fletcher Creamer	\$ 896,808.00	8.35%	\$ 74,885.53	0.42%	\$ 3,755.75		
T-437A	J.D. Eckman	\$ 24,412,321.90	7.48%	\$ 1,826,041.68	3.04%	\$ 742,134.59		
C-549AR	Jacobs Engineering	\$ 445,549.98	8.02%	\$ 35,745.16	3.11%	\$ 13,866.11		
TS-442A	James A. Anderson	\$ 2,149,268.62	6.30%	\$ 135,403.92	1.30%	\$ 27,940.49		
TS-443A	James A. Anderson	\$ 2,461,975.00			6.10%	\$ 150,180.48		
T-543A	James D. Morrissey	\$ 6,683,640.40	4.80%	\$ 320,814.74	8.64%	\$ 577,466.53		
CM-444A	JMT	\$ 905,196.00	9.50%	\$ 85,993.62	2.80%	\$ 25,345.49		
CM-506A	JMT	\$ 1,459,000.00	7.65%	\$ 111,613.50	2.40%	\$ 35,016.00		
CM-543A	JMT	\$ 752,729.58					30.60%	\$ 230,335.25
C-506A	K.S. Engineers	\$ 1,156,622.33	63.38%	\$ 733,067.23	13.44%	\$ 155,450.04		
TTS-476A-1	Kyle Conti	\$ 4,128,641.00	0.09%	\$ 3,715.78	9.00%	\$ 371,577.69		
DB-562A	M.L. Ruberton	\$ 344,492.68	8.30%	\$ 28,592.89	3.80%	\$ 13,090.72		
T-475A	Miniscalco	\$ 68,229.51	2.25%	\$ 1,535.16	1.20%	\$ 818.75		
TS-445A	Neshaminy Contractors	\$ 6,285,926.10	16.90%	\$ 1,062,321.51	2.70%	\$ 169,720.00		
TS-447B	Neshaminy Contractors	\$ 8,955,586.24	8.60%	\$ 770,180.42	2.58%	\$ 231,054.12		
C-437B	Parsons Brinkerhoff	\$ 2,254,674.00					22.54%	\$ 508,203.52
C-437A	Pennoni Associates	\$ 764,181.39					24.00%	\$ 183,403.53
C-455B	Remington & Vernick	\$ 400,000.00					2.49%	\$ 9,960.00
TS-444A	Road-Con	\$ 7,814,850.68	4.87%	\$ 380,583.23	0.31%	\$ 24,226.04		
T-639A	Road-Con	\$ 3,324,313.00			13.90%	\$ 462,079.51		
C-621A	Rummel, Klepper & Kahl	\$ 487,881.64	9.01%	\$ 43,941.24	3.16%	\$ 15,427.54		
T-624A	Sparwick	\$ 874,601.00	7.60%	\$ 66,469.68	0.75%	\$ 6,559.51		
C-440B	Stantec	\$ 728,011.79	4.75%	\$ 34,580.56	2.80%	\$ 20,384.33		
C-440A	Stantec	\$ 405,011.03	4.80%	\$ 19,440.53	6.60%	\$ 26,730.73		
C-600A	STV	\$ 800,000.00					12.60%	\$ 100,800.00
CM-472A	STV	\$ 1,728,385.40					23.80%	\$ 411,355.73
CM-474A	STV	\$ 291,172.17						
C-538A	STV	\$ 500,000.00	1.25%	\$ 6,250.00	31.20%	\$ 156,000.00		
CM-443A	STV	\$ 204,152.63	16.75%	\$ 34,195.57	11.00%	\$ 22,456.79		
CM-445A	STV	\$ 682,064.44					26.00%	\$ 177,336.75
CM-498A	STV	\$ 571,665.66	12.00%	\$ 68,599.88	2.40%	\$ 13,719.98		
C-453B	T & M Associates	\$ 1,000,000.00					18.90%	\$ 189,000.00
C-07-11	Transystems	\$ 747,493.55					21.05%	\$ 157,347.39
C-447B	Transystems	\$ 666,016.64	8.00%	\$ 53,281.33	2.00%	\$ 13,320.33		
CM-476A	Trumbull	\$ 699,250.00	13.60%	\$ 95,098.00	6.10%	\$ 42,654.25		
C-505A	Urban Engineers	\$ 154,598.70					36.50%	\$ 56,428.53
C-539A	URS Corporation	\$ 265,070.69						

DELAWARE RIVER JOINT TOLL BRIDGE COMMISSION
January 31, 2022

OPERATIONS INDEX
FOR
INFORMATION TECHNOLOGY

SUBJECT	DESCRIPTION	PAGE NUMBER
Information Technology	Status Report Month of December 2021	1-2





DELAWARE RIVER JOINT TOLL BRIDGE COMMISSION

Meeting of January 2022

Information Technology Department Report Month of December 2021


The following activities under the general heading of Information Technology were recently initiated, accomplished, or performed:

Helpdesk/Deployments:


-  Processed 22 work orders for the month.
-  Includes all software support, IT daily tasks, printer and desktop support, Intranet, news and job postings, telephone support, and form design/updates.
-  Includes configuration and deployment of desktops, laptops, and cell phones.
-  Includes MUNIS, ADP, Maximo, and other Enterprise Software updates and maintenance, and EZ-Pass support.

Projects:

Coronavirus Work from Home Initiative:

-  IT Department has reverted to supporting full-time work-at-home initiatives.

ESS CAD System:


-  IT Department has begun to support the implementation of the ESS Computer Aided Dispatch system.

DELAWARE RIVER JOINT TOLL BRIDGE COMMISSION

Meeting of January 2022

Meetings Attended:

I have begun to serve on the IAG Technical Committee and have attended the following meetings and/or phone conferences:

 **Every Monday: IAG Tech Committee Call:** General IAG Tech Committee discussion and status. Nothing to report.

DELAWARE RIVER JOINT TOLL BRIDGE COMMISSION
Meeting of January 31, 2022

COMMUNICATIONS

The following Pages reflect the reports on those items assigned to the Communications Department. Each item is reported separately and page numbered accordingly.

DELAWARE RIVER JOINT TOLL BRIDGE COMMISSION
Meeting of January 31, 2022

**OPERATIONS INDEX
FOR
COMMUNICATIONS**

SUBJECT	DESCRIPTION	PAGE NUMBER
Communications	Status Report Month of December 2021	1-3

DELAWARE RIVER JOINT TOLL BRIDGE COMMISSION

Meeting of January 31, 2022

COMMUNICATIONS REPORT

December 2021

- **COMMISSION AWARENESS EFFORTS:**

Scudder Falls Bridge Replacement Project – Drafted, distributed and posted a press release announcing that the project had reached “substantial completion” on Dec. 17 and that only sporadic travel restrictions would be needed moving forward until final completion in May 2022. The announcement garnered some online coverage. The change in status also prompted removal or updating of various alerts and detour maps on the project’s and DRJTBC’s websites.

- **MEDIA RELATIONS:**

Hot Topics: Commission opens Scudder Falls Shared-Use Path with ceremony; Scudder Falls Bridge Replacement Project travel changes; Route 29 southbound bypass closure and reopening times; limited short-term travel restrictions at Northampton Street Bridge; 19th century Riegelsville Station (NJ side) restoration work; tolls increasing on NJ Turnpike and Garden State Parkway; no toll hikes on Delaware River Port Authority crossings; Commission assists in investigation of Warren County murder; lawmakers seek to limit/stop NJ toll increases; Scudder Falls substantial completion; Commission employee Julio Guridy leaving Allentown council; I-78 truck fire; NJ Bridge Commissioner Al Komjathy retires from Lambertville Fire Department post; op-ed praises Scudder Falls Shared-Use Path; annual Washington Crossing reenactments; pedestrian fatalities off Commission property on I-80 EB in NJ.

- **WEBSITES:**

- DRJTBC.com: Posted various website scroll messages, alerts and homepage popups. Items included work on I-78, holiday travel period advisory, Scudder Falls and Northampton Street Bridge. Updated content and links for December Commission meeting. Uploaded and published PDF of 2022 Commission meetings. Updated Commissioners page to reflect Pennsylvania vacancy resulting from Commissioner Amy Zanelli’s resignation. Corrected and expanded various aspects of the Commission’s webpage on the Washington Crossing Toll-Supported Bridge. Similar updating will be made to other bridge pages as time allows in 2022.
- SCUDDERFALLSBRIDGE.COM – Updated content to note attainment of substantial completion and elimination of all long-term lane closures.

- **COMMUNITY AFFAIRS:** (Please refer to Community Affairs report)

Proofread the annual safety calendar compiled and designed by Community Affairs Director Jodee Inscho. Updated the PDF detour maps for the NJ Route 175 onramp to I-295 SB and NJ Route 29 SB bypass lane. Assisted on various other Community Affairs matters.

DELAWARE RIVER JOINT TOLL BRIDGE COMMISSION

Meeting of January 31, 2022

INTERNAL/EXTERNAL COMMUNICATIONS

- Recorded a total of 14,683 sessions (visits) during December for the Commission's website – www.drjtbc.org. That's a decrease from the 17,090 sessions recorded in November, but an increase over the 9,432 sessions recorded in December 2020.
- Issued six press releases/travel advisories in December. All but one of these communications pertained to the Scudder Falls project. The outlier was an advisory announcing forthcoming single-lane closures at the Northampton Street Bridge.
- Attended budget review meeting.
- Scheduled and led conference call with media consultants – Pete Peterson and Alex Styer of Bellevue Communications – to discuss a project aimed at developing drawings and silhouettes of the Commission's 20 bridges. The artwork would be used in future annual reports and other Commission communications.
- Contacted artist Vicki Dodson of Virginia to apprise her that Bellevue Communications would be contacting her to perform work for the Commission. Dodson has prior experience doing bridge renderings for the Friends of the Delaware Canal.
- Facilitated response to PA Senator Santarsiero's office inquiry on a Woodside Road wetlands property in Lower Makefield, PA.
- Drafted and procured plaques for departing PA Commissioner Amy Zanelli and long-time New Jersey legal counsel John Casey.
- Posted video on Scudder Falls Shared-Use Path.
- Corrected online error on E-ZPass commuter discount, removing outdated 40-percent figure and replacing it with correct 20-percent discount that has been in effect since April.
- Drafted proclamation for departing PA Commissioner Amy Zanelli.
- Worked with website consultant Myron Mariano of Stokes CG to address access issue in backend of DRJTBC.org website.
- Sent links on Bridge Commission jurisdictional limits to purchasing department.
- Made cursory review of D&R preliminary engineering communication.
- Sorted, categorized and filed various Commission archival photographs that were haphazardly stored in various locations at the former Morrisville administration building.
- Transported to the New Hope maintenance garage an assortment of various framed awards and photographs from the former Morrisville administration building.
- Marked location of future state line marking on the Scudder Falls Bridge's walkway.
- Contacted Pennsylvania Turnpike spokesman Carl DeFebo regarding the role that his agency's toll processor will fill in PennDOT's bridge projects tolling plan.
- Provided response to website inquiry (Morello) concerning the Commission's toll and toll-supported bridges and the –completed/closed status of the Commission toll-rate-setting process.
- Drafted and processed thank you letter to PA Rep. Brian Fitzpatrick for his conveyance of a commemorative flag to mark the Scudder Falls Shared-Use Path's recent opening.
- Initiated conceptual content for an envisioned three-panel interpretative/educational display board to be installed near the former Scudder Falls Bridge's granite pier stone

DELAWARE RIVER JOINT TOLL BRIDGE COMMISSION

Meeting of January 31, 2022

and bearing in front of the 1799 House; a first draft has been completed and forwarded to the chief engineer for his input.

- Forwarded to the Human Resources Department a personnel inquiry that was mistakenly sent to the Scudder Falls project website; subsequently told the public involvement consultant to close the ticket on this inquiry.
- Updated outgoing message to reflect work-from-home status due to rapidly surging Omicron coronavirus infections and hospitalizations.

DELAWARE RIVER JOINT TOLL BRIDGE COMMISSION

Meeting of January 31, 2022

**OPERATIONS INDEX
FOR
COMMUNITY AFFAIRS**

SUBJECT	DESCRIPTION	PAGE NUMBER
Community Affairs	Status Report Month of December 2021	1

DELAWARE RIVER JOINT TOLL BRIDGE COMMISSION
Meeting of January 26, 2022

**Community Affairs Report
December 2021**

The following Community Affairs activities took place during December 2021:

Scudder Falls Bridge Replacement Project- Public Involvement

Assisted in the review and response to messages received via the Commission and Scudder Falls project websites. Assisted in posting weekly construction activity notice on the project website and disseminating information on various road closures, traffic pattern changes and canal towpath closures. Very few public questions now that project has reached substantial completion.

Spoke to neighboring property owner about graffiti on bridge structure adjacent to the canal path. She witness an individual cross her property to access the path, which what she later realized were spray paint cans. She was going to see if there was any footage on her doorbell camera. Relayed information to the Public Safety and Bridge Safety Department.

“Trenton Makes” sign lighting

Coordinated special requests for light shows at the Lower Trenton Toll-Supported Bridge with assistance from Justin Bowers in the Engineering Department. Shows for December include the continuation of Hanukkah, Christmas, Kwanza and New Year’s.

Commission Communications

Completed production printing and distribution of 2022 Training and Safety calendar. Printing process was much improved with assistance from Printshop Technician Kevin Barta and software updates by Associated Imaging Solutions.

Neighboring property drainage issue at Woodside Road

Received continued communication from neighboring property owner on Woodside Road regarding drainage, and subsequent inquiry from State Representative office. Referred all to Executive Director and Engineering.

Riegelsville Truck signs

Assisted Public Safety and Bridge Safety Department on contacting officials in both Pennsylvania and New Jersey to coordinate upgrade of truck signs approaching the Riegelsville Toll-Supported Bridge.

Southern Operations and Maintenance Facilities Improvements

Participated in bi-weekly project status teleconferences. Minimal questions from public at this time.

Various Community Affairs activities

Handled a wide assortment of community affairs tasks during the month, including:

- Coordinated with E-ZPass Department staff regarding various customer questions
- Assisted Purchasing Department with list of street addresses for Commission properties.
- Referred questions about Rt. 22 rockfall mitigation project to NJ Dept of Transportation
- Assisted with various Use of Facilities requests
- Assisted the Communications Department with the posting of various project-related images

DELAWARE RIVER JOINT TOLL BRIDGE COMMISSION

Meeting of January 31, 2022

ENGINEERING

The following Pages reflect the reports on those items assigned to the Engineering Department. Each item is reported separately and page numbered accordingly.

DELAWARE RIVER JOINT TOLL BRIDGE COMMISSION

Meeting of January 31, 2021 PROJECT STATUS REPORT

FACILITY	PM/PAM	CONTRACT DESCRIPTION	PAGE NO.
Trenton-Morrisville Toll Bridge	RJZ/RWL	Southern Operations & Maintenance Facilities Improvements <ul style="list-style-type: none"> Preliminary, Final, & Post Design Services, C-519A Construction Management Services, CM-519A Construction, T-519A 	1-4
Scudder Falls Toll Supported Bridge	KMS/RWL	Scudder Falls Bridge Replacement Project <ul style="list-style-type: none"> Final Design Services, Contract C-660A Construction Contract, T-668A 	4-5
	CTH/KMS	<ul style="list-style-type: none"> Construction Management, CM-669A 	5-6
	CLR/KMS	<ul style="list-style-type: none"> Construction Inspection, PA Approaches, CI-671A Construction Inspection, Main River, CI-672A 	6
	CLR/KMS	<ul style="list-style-type: none"> Construction Inspection, NJ Approaches, CI-673A 	6-7
	KMS/RWL	DMC Services for Construction of the SFB Project <ul style="list-style-type: none"> Oversight of Final Design, C-502A-2I 	7-8
	CTH/KMS	Public Involvement Services <ul style="list-style-type: none"> Design Contract, C-662A 	8
	KMS/RWL	Capital Program Management Consultant (CPMC) & Design Management Consultant (DMC) Services for the I-95/Scudder Falls Bridge Improvement Project <ul style="list-style-type: none"> CPMC Services 2018 through 2021, C-502A-1M 	8
	CAS/RWL	Scudder Falls Park and Ride Pedestrian/Bicycle Trail <ul style="list-style-type: none"> Task Order Assignment No. C-729A-2 	9
New Hope-Lambertville Toll Bridge	HDH/JRB/RWL	East Abutment Stone Veneer Repairs <ul style="list-style-type: none"> Study, C-704A-2 	9
Uhlertown-Frenchtown Toll Supported Bridge	HDH/RWL	Replacement of NJ Upstream Retaining Wall <ul style="list-style-type: none"> Design, C-732A-1 	9-10
I-78 Toll Bridge	WMC/RWL	Power and Communication Infrastructure <ul style="list-style-type: none"> Design Services, C-732A-3 NJ Approach Roadway Joint Rehabilitation <ul style="list-style-type: none"> Design and Construction Inspection, C-751A-2 NJ Approach Roadway Joint Rehabilitation <ul style="list-style-type: none"> Job Order Contract, T/TS 734A-005 	10-11
Centre Bridge-Stockton Toll Supported Bridge	WMC/RWL	Structural Health Monitoring Pilot Program <ul style="list-style-type: none"> Contract C-750A-5 	11
Northampton Street Toll Supported Bridge	MEM/RWL	Rehabilitation <ul style="list-style-type: none"> Design Services, C-590A CM/CI Services CM-590A Construction, TS-590A 	11-12
Easton-Phillipsburg Toll Bridge	CTH/RWL	Facility Parking Lot Improvements <ul style="list-style-type: none"> Design, C-732A-5 	12-13
Riverton-Belvidere Toll Supported Bridge	HDH/MEM	Northwest & Southwest Wingwall Rehabilitation <ul style="list-style-type: none"> C-751A-1 	13

Facilities are listed South to North

The first set of initials indicate the Project Manager and the second set of initial indicate the Program Manager

Project Manager Legend

WMC – M. Cane JRB – J. Bowers
CTH – C. Harney HDH – D. Hettema

Program Manager Legend

RWL – R. Little MEM – M. McCandless
KMS – K. Skeels RLR – R. Rash
CAS – C. Straccioli CLR – C. Rood
RJZ – R. Zakharia

DELAWARE RIVER JOINT TOLL BRIDGE COMMISSION
Meeting of January 31, 2021
PROJECT STATUS REPORT

Delaware Water Gap Toll Bridge	CTH/RWL	Westbound Toll Plaza Roadway and NJ Approach Repairs <ul style="list-style-type: none"> • Design, C-732A-4 • Construction Management, C-733A-2 • Construction, T-719A 	14
Milford-Montague Toll Bridge	CTH/RWL	NJ /PA Approach and Main River Bridge Roadway Repaving <ul style="list-style-type: none"> • Design, C-759A-2 	15
Multiple Facilities and/or Commission-Wide	WMC/RWL	Electronic Surveillance/ Detection System <ul style="list-style-type: none"> • ESS Maintenance Contract, DB-724A • ESS Request For Proposal Development, Contract C-728-4 	15
	CAS/RWL	Electronic Toll Collection <ul style="list-style-type: none"> • Customer Service Center/Violation Processing Center Project, DB-584A 	16
	CAS/RWL	Electronic Toll Collection/Tolling Task Order Consultant <ul style="list-style-type: none"> • NH-L and E-P Toll Bridge Sign Replacement, C-728A-5 	16
	CAS/RWL	Electronic Toll Collection System Replacement <ul style="list-style-type: none"> • Design, Build, and Maintain, DB-540A 	16-17
	WMC/RWL	Job Ordering Contracting <ul style="list-style-type: none"> • Program Manager, C-727A 	17
	HDH/MEM	General Engineering Consultant <ul style="list-style-type: none"> • 2021-2022 Annual Inspections, C-757A 	17-18
	HDH/MEM	Underwater Inspections <ul style="list-style-type: none"> • 2021 Underwater Inspections of the Toll and Toll Supported Bridges, Central & Northern Regions, C-750A-2 • 2021 Underwater Inspections of the Toll and Toll Supported Bridges, Southern Region, C-759A-1 	18-19
	CAS/RWL	Traffic Engineering Consultant <ul style="list-style-type: none"> • 2021-2022 Annual Reports, C-761A 	19
	CAS/RWL	Traffic Count Program Upgrade <ul style="list-style-type: none"> • DR-550A 	19-20

Facilities are listed South to North

The first set of initials indicate the Project Manager and the second set of initial indicate the Program Manager

Project Manager Legend

WMC – M. Cane JRB – J. Bowers
CTH – C. Harney HDH – D. Hettema

Program Manager Legend

RWL – R. Little MEM – M. McCandless
KMS – K. Skeels RLR – R. Rash
CAS – C. Stracciolini CLR – C. Rood
RJZ – R. Zakharia

DELAWARE RIVER JOINT TOLL BRIDGE COMMISSION

**January 31, 2021
PROJECT STATUS REPORT**

SOUTHERN OPERATIONS & MAINTENANCE FACILITIES IMPROVEMENTS

Preliminary, Final & Post Design Services
Contract No. C-519A
(RJZ/RWL)

This contract is for Preliminary, Final and Post-Design Services for space utilization improvements at New Hope Lambertville Toll Bridge Executive Headquarters and the demolition and reconstruction of the Trenton Morrisville Toll Bridge Administration Building as identified under a Task Order Assignment for Space Utilization Program and Concept Study.

In accordance with the Commission's February 26, 2018 Regular Monthly Commission Meeting, this Contract was awarded to Gannett Fleming, Architects Inc. (GF). Accordingly; a Notice of Award and Limited Notice to Proceed was issued to GF effective February 27, 2018.

A Kick-Off Meeting was conducted with GF on March 20, 2018. GF is currently coordinating with all public utilities, completed the Boundary & Topographic surveys, Space Utilization Program to address the Commission's current operations and anticipated needs in the foreseeable future as well as Final Design. A Concept Design and preliminary Phasing options were submitted and presented to the Commission on 10/28/19 with an advance Contract T-730A that covers Trenton Morrisville's salt and fueling operation's needs. The purpose of this advance Contract T-730A was to complete the new salt operation at this location and have it fully operational for the winter of 2020-2021. This was being planned to take place prior to the demolition of the existing building together with the current salt operation. The second Contract T-519A was publically bid on April 12, 2021 to cover the construction of the balance of the Southern Operations & Maintenance needs in a multi-phased construction.

An NPDES permit Pre-Application meeting was held with Bucks County Soil Conservation on September 26, 2019 in connection with the Southern Operations Facility intended to be built at Morrisville, NPDES and Erosion & Sediment Control permits were submitted on December 4, 2019 and both approvals were obtained on March 18, 2020. In addition; building systems phasing coordination meetings were conducted on 11/25/19, 12/6/19 and 12/18/19. Electronic Bids for Contract T-730A were received on March 5, 2020, Construction Contract award was made to the apparent Low Bidder's, Bracy Construction, Inc. at the April 27th Regular Monthly Meeting, Construction was substantially completed on November 6, 2020 and Project was completed on November 20, 2020 on schedule under budget. GF provided Post Design services through-out construction and this Project.

In connection with Resolution No. 4076-12-18 and the new real estate property acquisition at Langhorne to house the Commission's Southern Maintenance Facility; GF completed the Boundary and Topographic Land Surveys necessary for Lot Consolidation in Bucks County, Environmental Assessment Phase I and Phase II.

A second advanced Final Design submission was made by GF on 12/2/19 for the Langhorne Site to implement the environmental remediation as listed in the Phase II report,

DELAWARE RIVER JOINT TOLL BRIDGE COMMISSION

January 31, 2021

PROJECT STATUS REPORT

demolition of ten (10) existing buildings and secure the site with perimeter fencing. Using one of the Commission's standing Job Order Contractor RCC Builders Contract TTS-737A-2 was executed January 22, 2020. GF provided Post Design services through-out construction and this Project was closed June 15, 2020.

As part of an NPDES permit application process for this site, screening for suspected Bog Turtles and other federally endangered species' was made on June 14th, 2019 by the US Army Corp. of Engineers (ACOE) and found that the Project site does not include a Bog Turtle Habitat. In light of these results an environmental permitting pre-application meetings were held on June 20th 2019 and January 23, 2020 with PADEP in attendance together with the US Army Corps of Engineers as relates to a joint permit for wetland and storm water impact and mitigation at this Langhorne site. Also; as a pre-requisite to obtain NPDES permit approval, a SHPO survey was made and a determination that there are no historic properties exist on site was obtained on March 24, 2020. In addition; ACOE conducted a survey on March 16th 2020, and determined that none of their jurisdictional waters or wetlands exist on this site. Furthermore; the ACOE biologist who provided this survey agreed that the pond that exists on-site is man-made and therefore is not considered jurisdictional based on his field inspection. Additionally; two state identified endangered species were identified by the Pennsylvania Natural Diversity Inventory (PNDI) to potentially exist on-site. The design team initiated field surveys on March 13th 2020 and field traps were placed to determine if their habitat exists within the project limits to develop a mitigation plan. Survey concluded and PNDI concurred on September 9 2020 that none exists within the Commission's property.

A request for site Access Easement to Big Oak Road through PECO's neighboring property was made on November 1 2019, conditional approval was received and an easement agreement has been received from PECO. GF prepared the Legal Description and Plot Plan and Commission's Real Estate Counsels filed this easement with the County's Clerk's Office.

A General Permit GP-7 for minor wetland crossing was submitted on November 4, 2020 and an approval was received from PA DEP on December 22, 2020.

A Bucks County Soil Erosion and Sediment Control (SE&SC) Permit was submitted together with an NPDES Permit on August 24, 2020 and an SE&SC permit approval was received April 23, 2021. NPDES conditional approval was received on September 27, 2021 pending PADEP approval of ACT 537 Sewage Planning Module which was received November 15, 2021 to address the local sewage disposal capacity that will be exceeded due to this Project.

Constructability, Peer and Code review meetings were conducted on February 18, February 19 and February 24, 2021. Final Design submission and Bid Documents were received on April 9, 2021. Project public bid advertisement was made on April 12, 2021, virtual Pre-Bid meeting and site visits were made on April 19 and April 29, 2021 and electronic Bid Opening was made on June 2 2021. Three bids were received, reviewed and a Construction Contract Award was made at the June 2021 Regular Monthly Meeting.

DELAWARE RIVER JOINT TOLL BRIDGE COMMISSION

January 31, 2021

PROJECT STATUS REPORT

Currently GF is providing professional services Post-Design services for Contract T-519A by attending all Project meetings, responding to requests for information, review submittals and assist in resolving and clarifying the contract documents.

Construction Management
Contract No. CM-519A
(RJZ/RWL)

This contract is for Construction Management (CM) Services in connection with the demolition and new construction of the Southern Operations and Maintenance Facilities Improvements Project. As part of the CM services the Consultant scope of work includes Constructability Review of the Bid Documents during the Pre-Construction phase of T-519A.

Joseph Jingoli & Son, Inc. (JJS) was issued Notice of Award and Limited Notice to Proceed effective January 26, 2021. A meeting was held with the Consultant on February 3 to review the Commission's expectations of the consultant's services during the Pre-Construction phase of T-519A. Constructability Review was provided by the Consultant on the Pre-Final Design Submission, attended its design review meeting on February 24, 2021, and reviewed the Final Design Submission to confirm all comments have been addressed.

JJS attended the Pre-Construction Meeting on July 29, 2021, and is currently conducting bi-weekly progress meetings along with processing Architectural Supplementary Instructions, Contractor's Submittals and Request for Information as part of providing construction management services

Construction
Contract No. T-519A
(RJZ/RWL)

Contract T-519A was awarded to Bracy Construction, Inc. at the Commission Regular Monthly Meeting of June 28, 2021.

This Contract will cover the southern operations & maintenance needs in a multi-phased construction. Specifically; The Project includes the demolition of the existing Trenton Morrisville Toll Bridge Administration Building and Maintenance Garage, construction of new Operations Building which will include the Primary Control Center and Toll Collection functions as well as a separate Vehicle Storage Building that will support Maintenance needs and Salt Operation for this location. This Project also include Construction of new salt storage building, fueling island, deicing equipment, maintenance garage that will include a wash bay, welding shop, vehicle maintenance and vehicle storage bays along with support spaces such as: offices, lockers and recreation and conference rooms. This Project also includes the installation of new Fleet Management System to be integrated into the Commission-Wide Fleet Management System at the New Hope Lambertville Toll Bridge Facility.

DELAWARE RIVER JOINT TOLL BRIDGE COMMISSION

January 31, 2021

PROJECT STATUS REPORT

Notice of Award and Limited Notice to Proceed was issued to the Contractor on June 28, 2021. Contractor submitted all preliminary documents necessary for executing the agreement and issuing Notice to Proceed was made effective July 27, 2021. Pre-Construction Meeting was conducted on July 29, 2021, and the Contractor continues preparing submittals of the Long Lead Delivery Items as required to meet the Project Schedule. Utilities coordination and relocation are in progress at both the Langhorne & Trenton Morrisville site. Rammed Aggregate Piers as a form of ground improvements, Demarcation Building envelope and waterproofing were completed at Trenton Morrisville site. At the Langhorne Site, utility coordination, rough grading and clearing continues, salt building footings were completed and its cast in place concrete wall construction is currently in progress under Phase 1.

SCUDDER FALLS TOLL SUPPORTED BRIDGE SCUDDER FALLS BRIDGE REPLACEMENT PROJECT

Final Design
Contract No. C-660A
(KMS/RWL)

During the December reporting period Michael Baker Jr., Incorporated (Baker) of Hamilton New Jersey continued their construction phase support services efforts to review and respond to various Requests for Information and submittals from the Contractor and the Construction Manager; and, participated in Contract T-668A Progress Meetings, Schedule Meetings and various technical meetings involving design and field issues with the Contractor and CM/CI team, all via conference call.

Construction
Contract No. T-668A
(KMS/RWL)

Trumbull Corporation of Pittsburgh, PA (Trumbull) was awarded the Scudder Falls Bridge Replacement Construction Contract T-668A in the amount of \$396,000,000.00 at the Commission's January 30, 2017 Meeting. The Commission issued a full Notice to Proceed on March 3, 2017.

Weekly Conference Call Meetings continued between the Contractor and the Commission's Project team to discuss Project schedule, progress, and planning for ongoing and/or upcoming construction activities. Trumbull continued to make required project submittals throughout this reporting period for ongoing and upcoming construction activities but no new Requests for Information (RFIs) were submitted. To date there have been a total of 917 Contractor RFIs and a total of 1,702 Contractor Submittals. Trumbull and the Construction Manager (Hill/Jacobs) have also been coordinating on the Baseline CPM Schedule progress updates.

During the December reporting period Trumbull continued construction in work areas extending throughout the project limits in order to complete parallel activities on the project. Final lane configurations in both directions along I-295 were completed. However, periodic lane and

DELAWARE RIVER JOINT TOLL BRIDGE COMMISSION

January 31, 2021

PROJECT STATUS REPORT

shoulder closures continued throughout the Project for completion of secondary roadway elements. The Substantial Completion milestone date was December 15th with only a handful of contract items needing to be completed.

In **Pennsylvania**, during the December time period, the Contractor continued with the following roadway construction activities: work at the bottom of stormwater Basin “A” at the Route 332 interchange; work on the PennDOT trash enclosure at the PA Welcome Center; installation of the underground water quality basin structure near River Road; miscellaneous punch-list work along the Shared Use Path, completed final paving, line striping, and the installation of raised pavement markers; and ITS, ESS and highway lighting in various locations.

On the **Main River Bridge (MRB)**, during the December period, the work included the following; stripping of deck forms and overhangs at the New Jersey-bound MRB structure; punch list item work; and installation of drainage downspout pipe on the underside of the bridge.

On September 1st and 2nd Hurricane Ida dropped heavy rains along the Delaware River up to the New York border resulting in flooding in the Scudder Falls Bridge area. High river levels topped the work platform, or trestle causeway, in the river. Damage to the platform was significant rendering it unusable without repairs. The River levels detached and/or damaged a large portion of the timber decking. A heavy build-up of debris from up river collected on the platform, which contributed to the damage to the platform structure and deck. During this reporting period, Trumbull continued removing the storm debris -n conjunction with the removal of the in-river work platform trestle

In **New Jersey**, during the December period, the Contractor continued with surface course paving along both directions of I-295; installed landscaping and guiderail along the I-295SB entrance Ramp from NJ Route 175 (Ramp M) and opened the ramp to traffic; TS and highway lighting installation at various locations; installed landscaping, guiderail and riprap along NJ Route 29 SB; completed final paving, line striping and installed raised pavement markers.

Construction Management
Contract No. CM-669A
(CTH/KMS)

At the October 31, 2016 Commissioners Meeting, the Commission awarded Contract No. CM-669A, Construction Management Services for the Scudder Falls Bridge Replacement project to Hill International (Hill) of Philadelphia, PA for an amount not-to-exceed \$25,015,066.98. Hill was provided with Notice of Award and Limited Notice to proceed on November 2, 2016. Hill was then issued a Full Notice to Proceed on January 31, 2017, in parallel with the award of the Scudder Falls Bridge Replacement Contract T-668A at the same meeting.

The Hill team continues to supply construction management personnel as necessary, monitor Trumbull’s performance and progress, conduct bi-weekly progress meetings, oversee and coordinate the three (3) construction inspection firms, perform utility coordination in NJ & PA,

DELAWARE RIVER JOINT TOLL BRIDGE COMMISSION

January 31, 2021

PROJECT STATUS REPORT

perform schedule reviews, conduct bi-weekly scheduling meetings, maintain document control, perform health and safety inspections, adjust project staffing as required, address material testing and inspection plan requirements, prepare monthly contractor invoices and manage overall project budget.

Construction Inspection of the Pennsylvania Approach Contract No. CI-671A (CLR/KMS)

This Contract is for Construction Inspection (CI) Professional Services for the PA Approach Roadway Improvements portion of the Scudder Falls Bridge Replacement Project, Contract T-668A. TRC Engineers, Inc. (TRC) of Plymouth Meeting, PA was awarded this contract at the February 27, 2017 Commissioners' Meeting and issued a full Notice to Proceed effective March 29, 2017.

As work on the Pennsylvania Approach Roadway portion of the project nears completion there is a reduced need for inspectors. Over the reporting period TRC reduced the number of inspectors by one and are now providing two (2) full time inspectors to provide inspection for the remaining work. The inspectors continue to work under the supervision of the Construction Manager. Also, during this reporting period, Invoice No. 55 and Monthly Progress Report No. 55 were received from TRC and subsequently reviewed.

Construction Inspection of the Main River Bridge Contract No. CI-672A (CLR/KMS)

This Contract is for Construction Inspection (CI) Professional Services for the Main River Bridge portion of the Scudder Falls Bridge Replacement Project, Contract T-668A. WSP/Parsons Brinckerhoff, Incorporated (PB) of Lawrenceville, NJ was awarded this contract at the February 27, 2017 Commissioners' Meeting and issued a full Notice to Proceed effective March 22, 2017.

As work on the Main River Bridge portion of the project nears completion there is a reduced need for inspectors. Over the reporting period PB reduced the number of inspectors by one, and are now providing two (2) full time inspectors to provide inspection of the remaining work. All inspectors continue to work under the supervision of the Construction Manager. Also, during this reporting period, Invoice 54 and Monthly Progress Report 54 were received from PB and subsequently reviewed.

Construction Inspection of New Jersey Approach Contract No. CI-673A (CLR/KMS)

This Contract is for Construction Inspection (CI) Professional Services for the NJ Approach Roadway Improvements portion of the Scudder Falls Bridge Replacement Project, Contract T-668A. Gannett Fleming, Inc. (GF) of South Plainfield, NJ was awarded this contract at

DELAWARE RIVER JOINT TOLL BRIDGE COMMISSION

January 31, 2021

PROJECT STATUS REPORT

the February 27, 2017 Commissioners' Meeting and issued a full Notice to Proceed effective March 29, 2017.

During this reporting period GF continued to provide three (3) full time inspectors to provide inspection and material testing for the work on the New Jersey Approach Roadway portion of the Project, with all inspectors working under the supervision of the Construction Manager. Also, during this reporting period, Invoice 55 and Monthly Progress Report 55 were received from GF and subsequently reviewed.

DESIGN MANAGEMENT CONSULTANT SERVICES

T-668A CONSTRUCTION

Task Order Assignment No. C-502A-2I

KMS/RWL

AECOM is providing DMC services during the construction of the Scudder Falls Bridge Replacement Project, Contract T-668A, under this Task Order Assignment, which began on April 1, 2017. The DMC Services include support to the Commission in the following:

Environmental Agency Coordination – Continuous services providing Project-wide assistance with environmental activities including agency site visits; contractor inquiries associated with existing permits obtained by the Commission; and, monitoring and implementation of existing environmental mitigation stipulations associated with pre-construction project permits and agency agreements.

Environmental Permitting – There were no environmental permitting activities performed during this reporting period.

Environmental Monitoring Services – Continuous services throughout construction to meet project permit requirements. Services performed during this reporting period included weekly monitoring of the project site for compliance with environmental stormwater management requirements by AECOM sub-consultant ACT Engineers

Contracts C-660A and T-668A Progress Support - DMC services during this reporting period included participation in the work flow for review and distribution of the contractor's submittals for review and responses; ongoing coordination with the Baker Team to expedite contractor submittal responses to meet project schedules; design and/or construction issue troubleshooting and resolution support with involvement in the various technical issues meetings with the CM and the Contractor; existing facility interface coordination support; liaison to the Commission Operations, Public Safety Bridge Security, and Purchasing Departments for maintenance of the existing equipment and other roadway appurtenances within the SFB Project construction zone; and, required coordination to facilitate outside parties interface with the project such as utility companies, adjacent municipalities, and State DOT's.

DELAWARE RIVER JOINT TOLL BRIDGE COMMISSION

January 31, 2021

PROJECT STATUS REPORT

CI Contract Administration – AECOM staff serve as Project Managers for the three (3) Construction Inspection (CI) contracts associated with the Scudder Falls Bridge project. This includes coordination with the CI firms for the supplying of inspectors to the project as requested by the Construction Manager; and, administration of the CI contracts and address any contractual needs. Staffing level management for the CI firms has been ongoing due to the completion of contract work, and the reduced need for inspection services.

PUBLIC INVOLVEMENT SERVICES

Final Design Services
Contract No. C-662A
(CTH/KMS)

McCormick Taylor, Inc. (MT) was awarded this Public Involvement (PI) Contract at the Commission's September 28, 2015 Meeting, and issued Notice to Proceed effective October 29, 2015. MT's public involvement effort focuses on regularly communicating project activities to officials, stakeholders and the public, as well as informing motorists of near-term construction stage travel implications, performing public involvement initiatives and market research activities and development of discussion guides and analysis related the implementation of the new toll, and payment options related to All-Electronic Tolling. MT has finalized a new project specific logo and has created a new project specific website that went live on October 4, 2018. MT submitted a revised public involvement toll-implementation strategy and timeline to Commission staff for application and roll-out. MT continues to monitor the toll-free information line calls, compiling and responding to calls as well as project specific e-mails related to construction and toll implementation.

CAPITAL PROGRAM MANAGEMENT CONSULTANT (CPMC) & DESIGN MANGEMENT CONSULTANT (DMC) SERVICES FOR THE I-95/SCUDDER FALLS BRIDGE IMPROVEMENT PROJECT

CPMC SERVICES – 2018 THROUGH 2021

Task Order Assignment No. C-502A-1M
(KMS/RWL)

Task Order Assignment 502A-1M, Capital Program Management Consultant (CPMC) Services for 2018 through 2021 began in April 2018. AECOM is currently providing one (1) part-time Project Manager to oversee and administer various design and construction projects that are being advanced in the Capital Improvement Program. No activities were performed by CPMC Staff during this reporting period.

DELAWARE RIVER JOINT TOLL BRIDGE COMMISSION

**January 31, 2021
PROJECT STATUS REPORT**

SCUDDER FALLS PARK AND RIDE PEDESTRIAN/BICYCLE TRAIL Task Order Assignment No. C-729A-2 (CAS/RWL)

Commission Staff prepared a Problem Statement for the design of a pedestrian/bicycle trail located at our Scudder Falls Park and Ride facility. The installation of the pedestrian/bicycle trail will provide connectivity from a planned Yardley Borough trail to the Commission's existing trail that leads to the 1799 House. The Commission's proposed trail will start at the southeast corner of Taylorsville Road and Woodside Road and terminate at the entrance to the existing trail located at the eastern side of the park and ride lot and leads to the 1799 House.

French & Parrello Associates (FPA) completed the initial site survey. Existing as-built documentation from the Administration Building project was provided to FPA for their information.

NEW HOPE-LAMBERTVILLE TOLL BRIDGE New Hope-Lambertville Toll Bridge Stone Veneer Repairs Contract No. C-704A-2 (MEM/RWL)

At the end of March 2019 a section of the stone veneer façade at the east abutment of the New Hope – Lambertville Toll Bridge (Route 202) came loose and separated from the structural abutment. Greenman-Pederson, Inc. (GPI) was given the task to investigate the cause, and determine a solution for the issue. The consultant was given Notice to Proceed on 4/29/2019. The consultant went out in the field on 5/15 and 5/16/19 to assess the condition of the stone veneer at both abutments of the NH-L Toll Bridge. A preliminary report was received June 7th, 2019. The report was finalized 7/15/2019. Preliminary design/repair documents were received 8/9/2019, and reviewed by 8/23/19. Final design documents were received electronically on 9/13/2019. Maintenance forces have improved the fencing around the deteriorated section at the NJ abutment facade.

A construction cost estimate was developed by our Job Order Contractor, RCC Builders & Developers (RCC). Due to excessive costs, a change in scope of work have been made and the design consultant has provide revised bid documents. RCC is in the process of re-evaluating and revising the construction cost estimate.

UHLERSTOWN-FRENCHTOWN TOLL SUPPORTED BRIDGE Replacement of NJ Upstream Retaining Wall Contract No. C-732A-1 (HDH/RWL)

DELAWARE RIVER JOINT TOLL BRIDGE COMMISSION

January 31, 2021

PROJECT STATUS REPORT

The stone masonry retaining wall to the north of the Bridge Monitor Shelter in Frenchtown is deteriorated and in need of replacement. Arora and Associates, P.C. has been given the task to design a new retaining wall that would keep the appearance of the existing wall in mind. Arora was given Notice To Proceed on 8/16/2019. A Preliminary Design submission has been received 9/4/2019. Upon review by the Commission, the consultant has been asked to provide an additional design option, which would include acquiring additional property. Consultant provided additional Engineer's estimate on 10/17/2019. Since the replacement of the wall is hampered by the location of the property line, a meeting is being set up with Frenchtown Borough, owner of the adjacent property, to discuss easement. Meeting with Mayor of Frenchtown on 12/20/2019 regarding construction. The adjacent property is part of the Borough's Recreation and Open Space Inventory, there are on-going follow up discussions with NJDEP Green Acres Program.

Since the discussion with Green Acres to purchase additional property fell through, a meeting was held with Arora on February 19, 2021 to discuss moving forward with a design to replace the wall in-place. On February 26, 2021 meeting was held with Frenchtown Borough to discuss some additional improvements to benefit the adjacent Sunbeam Lenape Park. On the same date, a meeting between Arora, Commission personnel and JCP&L was held to discuss relocating the utility pole on Commission property. On March 18, 2021 a meeting was held at the site with the contractor and the design consultant to discuss constructability of the new retaining wall. Awaiting approval of construction easement, currently with SHPO, and signed agreement from JCP&L.

Meeting was held in November between Engineering, JCP&L (Utility Company) and Arora. Representative from JCP&L requested the agreement be revised to include the planned load center (electric service) center for the Borough of Frenchtown and to specify the temporary support required for the utility pole on Commission property. While awaiting a final signed agreement with JCP&L, Arora is finalizing the Design Plans for the wall under the assumption the agreement with JCP&L will be acceptable.

INTERSTATE 78 TOLL BRIDGE

I-78 Toll Bridge Power and Communication Infrastructure

Design Services

Contract No. C-732A-3

(WMC/RWL)

Arora and Associates completed the concept level ITS plan for the I-78 Toll Bridge facility to be used together with the expanded camera coverage plan to quantifying the project power and communication requirements. Additional work activities include evaluating network architecture options as well as identifying additional power sources along the corridor.

I-78 Toll Bridge NJ Approach Roadway Joint Rehabilitation

Design and Construction Inspection

Contract No. C-751A-2

(WMC/RWL)

DELAWARE RIVER JOINT TOLL BRIDGE COMMISSION

January 31, 2021

PROJECT STATUS REPORT

Traffic Planning and Design (TPD) continued to provide post design as well as construction inspection services in support of the rehabilitation of deteriorated longitudinal asphalt joints on I-78 throughout the Commission's New Jersey jurisdiction.

I-78

**Contract No. T/TS-734A-005
(WMC/RWL)**

Mount Construction Company achieved substantial completion of the rehabilitation of various asphalt transverse and longitudinal joints throughout the NJ approach of the I-78 Toll Bridge. The project also includes sealing, pothole repairs, striping and replacement of raised pavement markers.

CENTRE BRIDGE- STOCKTON TOLL SUPPORTED BRIDGE

**Structural Health Monitoring Pilot Program
Contract No. C-750A-5
(WMC/RWL)**

On December 23, 2021, WSP USA was provided with notice-to-proceed with design, acquisition, installation, calibration and training in support of a wireless structural health monitoring system at the Centre Bridge-Stockton Toll-Supported Bridge.

NORTHAMPTON STREET TOLL SUPPORTED BRIDGE

**Northampton Street Toll Supported Bridge Rehabilitation
Design Services
Contract No. C-590A
(MEM/RWL)**

At the April 27, 2020 Commissioners Meeting, the Commission awarded Contract No. C-590A, Northampton Street Toll-Supported Bridge Rehabilitation Design to Greenman-Pedersen, Inc. (GPI) of Lebanon, NJ. GPI was provided with Notice of Award and Limited Notice to Proceed the same date. GPI was then issued a Full Notice to Proceed on May 15, 2020.

A contract kick-off meeting was held on May 14, 2020. Field condition assessments commenced on May 18, 2020 and have been completed. On June 12, 2020 GPI submitted their Draft Condition Assessment and Recommendation Report along with their Draft Architectural Lighting Concept Study Report. On September 11, 2020 GPI submitted their Preliminary Design plans and specification. On October 30, 2020 GPI submitted the Pre-Final Design submission that was originally scheduled for October 16, 2020 but has been adjusted to October 30, 2020 to better align with the Commission's needs for coordination with Public Officials. On December 18, 2020

DELAWARE RIVER JOINT TOLL BRIDGE COMMISSION

January 31, 2021

PROJECT STATUS REPORT

GPI submitted the Final Design documents. A virtual Public Officials Presentation of the project was conducted on June 16, 2021 followed by a virtual Open House Presentation on June 23, 2021.

The project was posted for bid on July 20, 2021. A virtual pre-bid meeting was conducted on July 27, 2021. Bids were received and open during a virtual public bid opening held at 2:00 PM on Tuesday August 31, 2021 and evaluated by GPI. At the September 27, 2021 Commission Meeting authorization was granted to award the construction contract to J.D. Eckman of Atglen, PA for the not-to-exceed amount of \$15,487,427.50. GPI continues to perform post design services in support of the project.

CM/CI Services
Contract No. CM-590A
(MEM/RWL)

At the September 27, 2021 Commission Meeting authorization was granted to award the Construction Management/Construction Inspection Services contract (CM-590A) to Johnson, Mirmiran and Thompson, Inc. (JMT) of Philadelphia for the not-to-exceed amount of \$1,554,968.16. Johnson, Mirmiran and Thompson, Inc. of Philadelphia was issued Notice of Award/Limited Notice to proceed effective September 28, 2021. A project kick-off meeting has held on October 15, 2021 and a project field view was conducted by JMT with the contractor and the designer on October 19. The full Notice to Proceed was issued November 5, 2021. JMT continues to manage the early action items in support of the project.

Construction
Contract No. TS-590A
(MEM/RWL)

At the September 27, 2021 Commissioners Meeting, the Commission awarded Contract No. TS-590A, Northampton Street Toll-Supported Bridge Rehabilitation to J.D. Eckman Inc. of Atglen, PA for an amount not-to-exceed \$15,487,427.50. J.D. Eckman was provided with Notice of Award/Limited Notice to proceed on September 28, 2021. A project field view was conducted by the construction manager, with the contractor and the designer on October 19. The full Notice to Proceed was issued on November 15, 2021. J.D. Eckman has developed and submitted early action submittals for review and has commenced mobilization activities. J.D. Eckman has initiated some preliminary field work.

EASTON-PHILLIPSBURG TOLL BRIDGE

Facility Parking Lot Improvements
Design
Task Order Assignment No. C-732A-5
(CTH/RWL)

Arora and Associates was issued Notice to Proceed effective March 30, 2021. A project kick-off meeting was held with Arora on April 6, 2021. This Task Order Assignment is to perform

DELAWARE RIVER JOINT TOLL BRIDGE COMMISSION

January 31, 2021

PROJECT STATUS REPORT

design services for repaving the Easton-Phillipsburg Toll Bridge Facility Parking Lot, renewal of settled sidewalk and curb along the Ramp C retaining wall, replacement of a fire hydrant and water main located in the parking lot, and connection of garage floor drains to the sanitary sewer. Arora submitted their Preliminary Design documents on April 30, 2021. The documents have been reviewed by Commission staff and comments were provided to Arora for consideration. Arora provided final design documents on August 27, 2021. The construction documents were provided to the selected Job Order Contractor and a draft proposal was submitted accordingly. The draft proposal has been reviewed by Arora and the Commission and comments have been provided to the Job Order Contractor for further review.

RIVERTON-BELVIDERE TOLL SUPPORTED BRIDGE

Northwest & Southwest Wingwall Rehabilitation
Contract No. C-751A-1
(HDH/MEM)

The masonry wingwalls at the northwest and southwest corners of the Riverton – Belvidere Toll Supported Bridge are in need of repair, rehabilitation or replacement. The walls exhibits vertical misalignment, areas of bulging stones, missing mortar and water staining as a result of water seeping through the wall. The sidewalk along the high side of the northwest wall exhibits signs of settlement and the concrete monument on the high side of the wall has settled and rotated.

Traffic Planning and Design, Inc. (TPD) was provided with Notice To Proceed on June 16, 2021. On Wednesday, June 23, 2021, a Kick-Off meeting was held via Microsoft Teams with personnel from TPD. Sub-consultant is performing soil borings. TPD submitted an initial draft Alternatives Analysis Submission report the beginning of September. A meeting was held on October 14, 2021, to review the proposed solutions in the report and discuss any other future alternatives.

A revised analysis report was submitted on November 5, 2021. This report included an interim recommendation to monitor the northwest wingwall for further movement at three month intervals for a year. A meeting was held with TPD on November 17, 2021 to discuss this recommendation, and TPD was given the go-ahead to start the survey-based monitoring work on November 18, 2021.

An initial Survey of the Northwest wingwall was done by Navarro&Wright, subconsultant to TPD, on December 1, 2021. Reflective targets and plates were attached to the wall. Next field survey will be done three month from the initial survey.

DELAWARE RIVER JOINT TOLL BRIDGE COMMISSION

**January 31, 2021
PROJECT STATUS REPORT**

DELAWARE WATER GAP TOLL BRIDGE

**Westbound Toll Plaza Roadway and New Jersey Approach Repairs
Design**

**Task Order Assignment No. C-732A-4
(CTH/RWL)**

Arora and Associates was issued Notice to Proceed effective October 1, 2020. A project kick-off meeting was held with Arora on October 6, 2020 and a field view was held on October 8, 2020. This Task Order Assignment is to perform final design for replacing/rehabilitating the pavement at the Delaware Water Gap toll plaza and the I-80 NJ Approach Roadway.

The designer submitted the final version of the Preliminary Design/Condition Report. Arora submitted final design documents for T-719A on January 15, 2021. Bids were opened for T-719A on February 23, 2021. Arora is performing project closeout activities.

**CM/CI SERVICES
Task Order Assignment No. C-733A-2
(CTH/RWL)**

KS Engineers (KSE) was issued Notice to Proceed effective March 30, 2021. A project kick-off meeting was held with KSE on April 6, 2021. KSE is providing a part time Project Manager, full time Resident Engineer, full time Office Engineer/Inspector and part time Scheduler throughout the duration of this task order assignment. KSE attended a kick-off meeting with the contractor (Road-Con), conducted job progress meetings and performing construction management, inspection and schedule monitoring activities. KSE is performing project closeout activities.

**CONSTRUCTION
Contract No. T-719A
(CTH/RWL)**

At the March 29, 2021 Commissioners Meeting, the Commission awarded Contract No. T-719A, Delaware Water Gap Toll Bridge Facility Westbound Toll Plaza Roadway and NJ Approach Repairs to Road-Con, Inc. of West Chester, PA for an amount not-to-exceed \$3,773,197.85. Road-Con was provided with Notice of Award/Limited Notice to proceed on March 30, 2021 and a full Notice-to-Proceed was given on April 22, 2021. A kick-off meeting was held with Road-Con on April 27, 2021. Road-Con has commenced construction. Substantial and Final Completion were achieved in November and December 2021 accordingly. The project is in the process of being closed out.

DELAWARE RIVER JOINT TOLL BRIDGE COMMISSION

**January 31, 2021
PROJECT STATUS REPORT**

MILFORD-MONTAGUE TOLL BRIDGE

**NEW JERSEY/PENNSYLVANIA APPROACH & MAIN RIVER BRIDGE ROADWAY
REPAVING - DESIGN
Task Order Assignment No. C-759A-2
(CTH/RWL)**

Naik Consulting Group was issued Notice to Proceed effective December 2, 2021. A project kick-off meeting was held with Naik on December 7, 2021 and a field views were held on November 10th & December 16th 2021. This Task Order Assignment is to provide preliminary, final and post design services for replacing/rehabilitating the pavement at the NJ & PA approach roadway and to resurface the Main River Bridge deck. Also included is the milling and resurfacing of the Operations Building Parking Lot as well as various drainage improvements along the Pennsylvania approach.

Naik is currently performing preliminary design.

MULTIPLE FACILITIES AND/OR COMMISSION-WIDE

ELECTRONIC SURVEILLANCE / DETECTION SYSTEM

**ESS Maintenance Contract
Contract No. DB-724A
(WMC/RWL)**

Schneider Electric Building Americas, Inc. continued to provide maintenance services in support of the Electronic Surveillance / Detection System under the direction of the Commission's Public Safety and Bridge Security, who operates the system from the Primary Control Center located at the New Jersey State Police's Regional Operation and Information Center (ROIC) in West Trenton, New Jersey.

**ESS Request For Proposal Development
Contract No. C-728A-4
(WMC/RWL)**

Rummel, Klepper & Kahl (RK&K) conducted a series of work sessions focused on revising technical specifications, defining system enhancements, supporting ongoing/future projects, etc. and provided a partial draft submission in support of the procurement of a vendor to provide maintenance and other related services for the ESS to commence on or before the conclusion of the term of the existing ESS Maintenance Contract.

DELAWARE RIVER JOINT TOLL BRIDGE COMMISSION

**January 31, 2021
PROJECT STATUS REPORT**

ELECTRONIC TOLL COLLECTION

Customer Service Center/Violation Processing Center Project
Contract No. DB-584A
(CAS/RWL)

The New Jersey Turnpike Authority (NJTA), as the lead agency, is facilitating all meetings with the other agencies and Conduent to manage the implementation of outstanding system elements for the New Jersey E-ZPass Customer Service Center.

New Hope-Lambertville and Easton-Phillipsburg Toll Bridge Sign
Task Order Assignment No. C-728A-5
(CAS/RWL)

A task order assignment was executed for RK&K to prepare plans and specification for the replacement of two (2) overhead roadway sign panels required as a result of the recent toll adjustment. One panel is located on the New Hope – Lambertville Toll Bridge and the other is located on the Easton – Phillipsburg Toll Bridge. Both signs are over the westbound travel lanes in advance of the toll plazas.

The plans and specifications were provide to Gordian who generated a job order to obtain pricing from Mount Construction Company to complete the work. Gordian submitted the price proposal from Mount Construction. The price was reviewed by RK&K and Commission Staff and was determined to be acceptable. Mount Construction and Gordian are finalizing the job order contract documents.

ELECTRONIC TOLL COLLECTION SYSTEM REPLACEMENT

Design, Build and Maintain
Contract No. DB-540A
(CAS/RWL)

TransCore is revising the scope of work and associated fee for work associated with the bridge host and cabling to the lane controllers for the Southern Operations and Maintenance Facilities Improvements project.

TransCore coordinated the installation of a network connection at the Commission's server room located in the Administration Building at Scudder Falls. This facilitates moving a VPN device from the Trenton-Morrisville Building to the Administration Building. Additionally, TransCore prepared for the installation of a data archive system that will be installed at the Commission Toll Host located in the server room at the Administration Building.

TransCore adjusted all lane equipment associated with the Scudder Falls Bridge final lane configuration. Once all potential lane closures are finished by the Scudder Falls Bridge contractor, TransCore will complete the facilities operational test.

DELAWARE RIVER JOINT TOLL BRIDGE COMMISSION

January 31, 2021

PROJECT STATUS REPORT

Commission Staff and TransCore meet monthly to review and discuss system operational and maintenance items. A weekly call also takes place to briefly review system maintenance items for the week.

JOB ORDER CONTRACTING SERVICES

Job Order Contracting Program Manager
Contract No. C-727A
(WMC/RWL)

Gordian Group's activities included providing program management services in support of individual job orders.

GENERAL ENGINEERING CONSULTANT

2021-2022 Annual Inspections
Contract No. C-757A
(HDH/MEM)

As the Commission's General Engineering Consultant (GEC), Pickering, Corts & Summerson (PCS) is providing Annual Inspection Services for the Toll Bridges in 2021, and Toll Supported bridges in 2022. PCS was provided with Limited NTP on February 23, 2021, and Notice to Proceed on April 12, 2021. A kick-off meeting was held virtually April 9, 2021 via Microsoft Teams, and attended by representatives from Operations in all three Regions; Engineering and PCS.

As of June 25, 2021 Interim inspections have been completed at the following Toll Supported Bridges: Riverton Belvedere, Centre Bridge Stockton, Lower Trenton, Calhoun Street, Washington Crossing, New Hope Lambertville, Uhlerstown Frenchtown, Riegelsville and Northampton Street. This completes all Interim Inspection work.

On July 15, 2021, after a dump truck overturned on the east (NJ) approach the GEC inspected the north approach guiderail, parapet and bridge parapet for impact damage.

As of July 31, 2021 Regular inspections have been completed at the following Toll Bridges: Easton Phillipsburg Toll Bridge (Route 22), Broad Street Viaduct (approach structure to the EPTB), all approach structures at the PA side of the EPTB, I-78 Toll Bridges (East & Westbound), NJ and PA approach structures to the I-78 main river bridges, Delaware Water Gap toll Bridges (East & Westbound), the Portland-Columbia Toll bridge, NJ approach structures to the PCTB, Trenton-Morrisville, the NJ and PA approach structures to the TMTB, New Hope Lambertville, and approach structures to the NHLTB. In addition, sign structures and retaining walls associated with the TMTB, NHLTB, DWGTB, the EPTB, I-78TB, MMTB and the PCTB have been inspected.

As of September 29, 2021, Facilities inspections have been completed at all Toll Bridges. The completion of the inspection of (6) bridge, (4) sign structure, and retaining wall structures associated with the Scudder Falls Toll Bridge is anticipated the first week of October, 2021. The

DELAWARE RIVER JOINT TOLL BRIDGE COMMISSION

January 31, 2021

PROJECT STATUS REPORT

three (3) pedestrian bridges located at SFTB will be scheduled for inspection once the main river bridge walkway is open to pedestrian and bicycle traffic.

As of October 25, 2021, the majority of the inspection work at the Scudders Falls Toll Bridge Facility has been completed. Nighttime sign reflectivity inspection has been scheduled for the first week of November, starting in the Northern Region.

With exception of three shared use path structures at Scudder Falls, which opened for use mid-November, all field work has been completed.

A Draft Maintenance Report was submitted on December 3rd, 2021. The Draft Annual report was submitted on December 17, 2021. During the month of December, reports were reviewed by Engineering and Maintenance. A meeting was held with the GEC on January 6, 2021 to discuss any comments/changes to the reports.

Final-Draft reports are anticipated by mid-January, to be approved by Engineering within two weeks; Final reports to be submitted the first week of February.

A Kick-Off meeting for the Toll-Supported Bridge Inspection part of the project is anticipated in late February.

UNDERWATER INSPECTIONS

2021 Underwater Inspection of the Toll and Toll Supported Bridges
Central and Northern Regions
Contract No. C-750A-2
(HDH/MEM)

This project will provide underwater inspection services at all of the Commission's main river bridges in Central and Northern Regions. National bridge inspection standards (NBIS), require regular underwater inspections at intervals not to exceed 60 months. The Commission last performed underwater inspections on all of its bridges in 2016, with the exception of the Scudders Falls Toll Bridge, located in the southern region, which will be an initial evaluation. The inspections for the Central and Northern regions were performed in August and September of 2016.

WSP USA, Inc. (WSP) was provided with Notice to Proceed on May 4, 2021. On Wednesday, May 26, 2021, a Kick-Off meeting was held via Microsoft Teams with personnel from WSP and its subconsultant PCS. As of August 31, underwater inspection at Uhlerstown-Frenchtown, Upper Black Eddy, Riegelsville, I-78, Northampton Street and the Easton Philipsburg bridges have been completed. As of the end of September, the remaining bridges at Riverton-Belvedere, Portland-Columbia, Delaware Water Gap and Milford-Montague have been inspected.

All Draft-Preliminary Underwater Inspection Reports have been submitted and reviewed; a Final-Draft report was submitted January 7, 2022.

DELAWARE RIVER JOINT TOLL BRIDGE COMMISSION

January 31, 2021 PROJECT STATUS REPORT

2021 Underwater Inspection of the Toll and Toll Supported Bridges
Southern Region
Contract No. C-759A-1
(HDH/MEM)

This project will provide underwater inspection services at all of the Commission's main river bridges in the Southern Region. National bridge inspection standards (NBIS), require regular underwater inspections at intervals not to exceed 60 months. The Commission last performed underwater inspections for the Southern Region in November of 2016, with the exception of the Scudders Falls Toll Bridge, which will be an initial evaluation.

Naik Consulting Group (Naik) was provided with Notice to Proceed on October 13, 2021. On Monday, October 18, 2021, a Kick-Off meeting was held via Microsoft Teams with personnel from WSP and its subconsultant W. J. Castle & Associates (Castle). Castle is scheduled to start the inspections the first week of November.

As of the end of December, all bridges in the Southern District have been inspected with the exception of Scudders Falls. Castle's diving operations have been delayed due to higher than anticipated water levels. The Scudder Falls Bridges will be inspected early 2022, once water levels are deemed safe; and after all construction debris and the trestle have been removed. A preliminary Draft Report for New Hope Lambertville Toll Supported Bridge has been submitted for review on December 22, 2021.

TRAFFIC ENGINEERING CONSULTANT 2021–2022 Annual Reports Contract No. C-761A (CAS/RWL)

2021 traffic data was provided to Pennoni Associates so they may compile the data and begin developing the 2022 traffic and revenue forecast. Commission Staff provided a list of projects in 2021 and 2022 that may have a traffic impact.

TRAFFIC COUNT PROGRAM UPGRADE Contract No. DR-550A (CAS/RWL)

A Purchase Order was issued to Signal Service, Inc., West Chester, PA for the traffic counters, server and additional materials. Signal Service is a member of the Pennsylvania Department of General Services COSTARS Program (Cooperative Purchasing Contract No. 4400012659). The COSTARS Program sets the pricing for the traffic counters, auxiliary equipment, and software to be purchased.

As the Commission expanded its wide area network (WAN) to the toll supported bridges, the traffic counters were all transitioned from the cellular modems to the WAN for the transmission

DELAWARE RIVER JOINT TOLL BRIDGE COMMISSION

January 31, 2021

PROJECT STATUS REPORT

of data. Commission staff is working with Signal Service to transition the counters for the free direction of the Toll Bridges from cellular modems to the WAN.

Commission Staff worked with Signal Service to adjust the equipment at the Scudder Falls Bridge with the facility transitioning to its final lane configuration.

DELAWARE RIVER JOINT TOLL BRIDGE COMMISSION
Meeting of January 31, 2022

OPERATIONS

The following Pages reflect the reports on those items assigned to the Operations Department. Each item is reported separately and page numbered accordingly.

DELAWARE RIVER JOINT TOLL BRIDGE COMMISSION
Meeting of January 31, 2022

OPERATIONS INDEX
FOR
PUBLIC SAFETY & BRIDGE SECURITY

SUBJECT	DESCRIPTION	PAGE NUMBER
Public Safety & Bridge Security	Status Reports Month of December 2021	1-32

DELAWARE RIVER JOINT TOLL BRIDGE COMMISSION

Meeting of January 31, 2022

PUBLIC SAFETY AND BRIDGE SECURITY

Month of December 2021

The below-listed items represent meetings, communications, tasks, and projects involving the Public Safety and Bridge Security Department (PSBS):

Radio System

- Public Safety and Bridge Security (PSBS) personnel alone, and in conjunction with the New Jersey State Police investigated various DRJTBC radio issues during the Month of December 2021.
- During the month of December, PSBS installed and programmed new radios for various new vehicles.
- PSBS personnel continue to work with the Regions and IT to update the Maximo radio inventory database.

Access Control System

- During the month of December, the Access Control System (ACS) database was audited and pictures were updated for employees and contractor cards.
- Various employee ACS rights were updated and/or changed at the request of supervisors.
- Various door alarms and ACS issues were investigated and addressed.

Public Safety & Bridge Security

- During the month of December, PSBS continued functional use and testing of the BriefCam Analytics for Electronic Surveillance System (ESS) cameras.
- During the month of December, PSBS continued to social distance the Primary & Secondary Control Center (PCC, SCC) staff by utilizing the SCC at NHL Toll Bridge.
- During the month of December, PSBS continued to social distance staff by using the Upper Black Eddy-Milford (UBE) Toll Supported Bridge to house Central Region Assistant Coordinators and the Scudder Falls Toll Bridge for Southern Region Assistant Coordinators.
- During the month of December, PSBS personnel continued work with Schneider Electric on various new capital projects such as the additional cameras at Trenton-Morrisville (TM) on the east side of the bridge toward Broad Street, new cameras at Lumberville Ravens Rock pedestrian bridge along with the new PCC and SCC .

DELAWARE RIVER JOINT TOLL BRIDGE COMMISSION

Meeting of January 31, 2022

PUBLIC SAFETY AND BRIDGE SECURITY

Month of December 2021

- PSBS personnel reviewed and purged the ESS video storage database that contains copies of videos requested by DRJTBC personnel and outside agencies.
- PSBS PCC and SCC continues to operate 24/7 and detected, documented, and assisted the Regional bridges with various emergencies, traffic, and security related incidents.
- During the month of December, PSBS worked with Human Resources (HR) on various internal investigations.
- During the month of December, PSBS personnel worked with several police departments and DRJTBC personnel on various inquiries and investigations. As a result, PSBS personnel investigated thirty-eight (32) video requests. Please see the attached “ESS Request Video Report” for a summary of information on each request.
- During the month of December, PSBS continued work with Signal Service Inc., to install an oversized vehicle detection laser system at Riverton-Belvidere (RB). The design for a similar system at the Lower Trenton (LT) Toll Supported Bridge is ongoing, as well as the installation of a traffic signal on the PA side of Centre Bridge-Stockton.

Miscellaneous

- During the month of December, PSBS staff worked in conjunction with Engineering to develop the next request for proposal (RFP) for the Electronic Security and Surveillance (ESS) maintenance contract.
- During the month of December, PSBS worked in conjunction with Operations to review and critique the Commission’s response and recovery from Hurricane Ida.
- During the month of December, PSBS Staff attended the Operations Meetings.
- During the month of December, PSBS continued to work with Engineering and the Executive Director for the construction of the Southern Operations & Maintenance Facilities – Primary Control Center Project and the Secondary Control Center Project.
- During the month of December, Work has started on the Secondary Control Center (SCC), Computer Aided Dispatch System (CAD) and Carousel integrated phone system. PSBS Staff along with Engineering are conducting Bi-Weekly meetings with Motorola and Carousel regarding the CAD and phone system.

Request Number	Request Date	Request_Agency	Requestor	Location	Incident Type	DRJTBC Requestor
3069	12/2/21	DRJTBC	Steve Mongiovi	TM	Motor Vehicle Accident	Stephen Mongiovi

2 Car MVA

PCC advised OIC of 2 vehicles stopped on the bridge RT.1 SB before the TP. Trenton Radio called PCC and confirmed it was a 2 car MVA with no injuries. Vehicles have moved to the zebra stripes past the plaza. OIC on scene. Drivers are exchanging info and will depart scene. Traffic builds up in the left lane, cars are stopped. The Dodge caravan rear ends the Hyundai Kona.

[Release Info](#)

3070	12/3/21	Bristol Borough PD	Sgt. Peter Faight (215) 788-7813	Calhoun St.	Hit & Run MVA	Mark Leary Jr
------	---------	--------------------	-------------------------------------	-------------	---------------	---------------

Fatal Hit & Run Invest for Bristol Borough PD

All surveillance video retained by the Delaware River Joint Toll Bridge Commission covering vehicle traffic entering, about to enter or crossing the Calhoun Street Bridge between Morrisville, Pennsylvania and Trenton, New Jersey between the hours of 7:00 AM and 11:59 PM on November 22, 2021.

[Release Info](#)

3071	12/3/21	Easton PD	Ofc. Klotz (610) 250-2282	Northampton	Hit & Run MVA	Nicholas Knechel
------	---------	-----------	------------------------------	-------------	---------------	------------------

A yellow Ford Ranger traveling SB on Larry Holmes Dr. strikes a gray sedan on the passenger side traveling NB on Larry Holmes Dr. and making a left onto Northampton St. Both vehicles initially stop with the gray sedan later leaving the scene.

Ofc. Klotz requested video of the MVA be locked at 6:52am on cameras NHST01,05,11 and 13.

[Release Info](#)

Request Number	Request Date	Request_Agency	Requestor	Location	Incident Type	DRJTBC Requestor
3072	12/3/21	DRJTBC	Matt Jones	TM	Hit & Run MVA	Matt Jones

Property damage

Stake body truck travels through lane 4 of the toll plaza and strikes the Transcor camera before continuing into Pennsylvania without stopping.

[Release Info](#)

3073	12/6/21	DRJTBC	M. Leary Jr	Washington Cross	Other	Mark Leary Jr
------	---------	--------	-------------	------------------	-------	---------------

Looking for a vehicle that strikes the electrical box on the bridge.

Video shows a white van traveling EB appear to strike the electrical box that was knocked down on the footwalk side.

[Release Info](#)

3074	12/6/21	Warren County Prosecutors Office	Det. David Dias (908) 645-4533	Northampton	Homicide	Mark Leary Jr
------	---------	----------------------------------	-----------------------------------	-------------	----------	---------------

Warren County Homicide Invest

Warren County Homicide Invest

[Release Info](#)

Request Number	Request Date	Request_Agency	Requestor	Location	Incident Type	DRJTBC Requestor
3075	12/6/21	Drijtbc	Jim Montgomery	Calhoun St.	Other	James Montgomery

PCC received call from TPD about possible Code 100 only information was Male named Rahim, PCC informed CS BM's and BP1 as TPD arrived on scene. Trenton PD made contact and put male in custody. Cleared scene.

PCC received call from TPD about possible Code 100 only information was Male named Rahim, PCC informed CS BM's and BP1 as TPD arrived on scene. Trenton PD made contact and put male in custody. Cleared scene.

[Release Info](#)

3076	12/7/21	DRJTBC	M. Wahl	TM	Other	Michael Wahl
------	---------	--------	---------	----	-------	--------------

TM OIC notified PCC of the person doing the graffiti @ RT.1, NB Warren St Off Ramp is Captured on TM. 26. LT.1,8,12, & 15.PCC made a video of these images.

type up to 500 charactersTM OIC notified PCC of the person doing the graffiti @ RT.1, NB Warren St Off Ramp is Captured on TM. 26. LT.1,8,12, & 15.PCC made a video of these images

[Release Info](#)

3078	12/7/21	DRJTBC	Steve Mongiovi	Calhoun St.	Hit & Run MVA	Stephen Mongiovi
------	---------	--------	----------------	-------------	---------------	------------------

Hit & Run MVA

A dark colored SUV traveling on the RT.29 SB off ramp from Calhoun St. turns their wheel to the left, hops the median and strikes a GMC Terrain that was waiting at the top of the Calhoun St. off ramp from RT.29 SB

[Release Info](#)

Request Number	Request Date	Request_Agency	Requestor	Location	Incident Type	DRJTBC Requestor
3079	12/8/21	DRJTBC	Nicholas Knechel	PC	Motor Vehicle Accident	Nicholas Knechel

A TT with a black cab trailering an oversized load from NJ to PA strikes the EzPass sign on the overhead structure just prior to the plaza. The vehicle attempts to turn around in front of the plaza backing over the guiderail causing damage to it as well as the grass area adjacent to the guiderail.

A TT with a black cab trailering an oversized load from NJ to PA strikes the EzPass sign on the overhead structure just prior to the plaza. The vehicle attempts to turn around in front of the plaza backing over the guiderail causing damage to it as well as the grass area adjacent to the guiderail.

[Release Info](#)

3080	12/8/21	Lopatcong Twp. PD	Det. Robert Stefano (908) 763-9384	EP	Police Investigation	Nicholas Knechel
------	---------	-------------------	---------------------------------------	----	----------------------	------------------

A maroon colored sedan with a black front fender on the front passenger side passes through lane 5 of the plaza traveling WB.

Director Wright requested video be locked for Det. Stefano from Lopatcong Twp. PD. He was searching for a maroon colored sedan with a black front passenger side fender that passed through EP traveling WB at approximately 3:52am.

[Release Info](#)

3081	12/9/21	DRJTBC	Nicholas Knechel	TM	Motor Vehicle Accident	Nicholas Knechel
------	---------	--------	------------------	----	------------------------	------------------

A red coupe traveling SB strikes the attenuator between lanes 4 and 5 on the front passenger side of the vehicle.

A red coupe traveling SB strikes the attenuator between lanes 4 and 5 on the front passenger side of the vehicle.

[Release Info](#)

Request Number	Request Date	Request_Agency	Requestor	Location	Incident Type	DRJTBC Requestor
3082	12/11/21	DRJTBC	M. Wahl	TM	Motor Vehicle Accident	Michael Wahl

TM OIC notified SCC of a 2 vehicle MVA @ the RT 1 SB entrance from PA. Ave on ramp involving A Gray Nissan NJ. Tag. C72-NKF.& TT that Fled scene. PASP on scene. Seq.# 210646245, Op.# 37636, no Injuries PCC able to see an A Duie Pile Trailer but unable to get any further Info from Video.

TM OIC notified SCC of a 2 vehicle MVA @ the RT 1 SB entrance from PA. Ave on ramp involving A Gray Nissan NJ. Tag. C72-NKF.& TT that Fled scene. PASP on scene. Seq.# 210646245, Op.# 37636, no Injuries PCC able to see an A Duie Pile Trailer but unable to get any further Info from Video.

[Release Info](#)

3083	12/12/21	DRJTBC	M. Wahl	Calhoun St.	Motor Vehicle Accident	Michael Wahl
------	----------	--------	---------	-------------	------------------------	--------------

CJ BM reports an off property MVA, vehicle traveling EB from Bridge crosses into the WB traffic lanes strikes guardrail and stops.PCC notifies Trenton P.D. occupants of vehicle appear to abandon vehicle and flee scene. Seq.#210648851, Op.# 14418. Video saved.

CJ BM reports an off property MVA, vehicle traveling EB from Bridge crosses into the WB traffic lanes strikes guardrail and stops.PCC notifies Trenton P.D. occupants of vehicle appear to abandon vehicle and flee scene. Seq.#210648851, Op.# 14418. Video saved.

[Release Info](#)

3084	12/12/21	DRJTBC	M. Wahl	Northampton	Motor Vehicle Accident	Michael Wahl
------	----------	--------	---------	-------------	------------------------	--------------

NP BM reports a 2 car MVA in the intersection of L. Homes Drive & Northampton ST. off DRJTBC property. BM request Easton P.D, & tow, no injuries. Video saved.

NP BM reports a 2 car MVA in the intersection of L. Homes Drive & Northampton ST. off DRJTBC property. BM request Easton P.D, & tow, no injuries. Video saved.

[Release Info](#)

ESS Request Video

1/3/2022

Request Number	Request Date	Request_Agency	Requestor	Location	Incident Type	DRJTBC Requestor
3085	12/13/21	Easton PD	Det. Benjamin Mastrofilippo	Northampton	Other	Matt Jones

Arson investigation

Video requested in relation to an arson that occurred in the City of Easton.

[Release Info](#)

3086	12/14/21	DRJTBC	Nicholas Knechel	Riverton-Belvidere	Hit & Run MVA	Nicholas Knechel
------	----------	--------	------------------	--------------------	---------------	------------------

A white 5th wheel Dodge Ram pickup towing a flatbed trailer from NJ to PA strikes mirrors with a white Chevy pickup traveling from PA to NJ.

The Chevy pickup stops in front of the NJ shelter. The Dodge 5th wheel pickup stops in front of the Riverton Motel momentarily then leaves the scene.

[Release Info](#)

3087	12/15/21	DRJTBC	Matt Skrebel	TM	Motor Vehicle Accident	Matt Skrebel
------	----------	--------	--------------	----	------------------------	--------------

2 car MVA WB on bridge. Sedan comes into left lane striking center divider and is also struck by a pickup truck traveling SB in the left lane. Both vehicles then proceed to right lane and stop.

[Release Info](#)

Request Number	Request Date	Request_Agency	Requestor	Location	Incident Type	DRJTBC Requestor
3088	12/15/21	Falls Twp Police	Ofc. G. Thomas #100 (215) 949-9100	TM	Police Investigation	Denis Stites

Police request video for a stolen vehicle accident and the drivers fled. One suspect was on DRJTBC property

Video exported to z drive. Video for Falls Twp police for stolen vehicle investigation.

[Release Info](#)

3089	12/15/21	Pennsylvania State Police	TPR. A. Stauffer (215) 942-3900	Washington Cross	Police Investigation	Stephen Mongiovi
------	----------	---------------------------	------------------------------------	------------------	----------------------	------------------

PSP MVA Investigation

A truck with a red trailer traveling WB from NJ to PA strikes a Volvo traveling EB from PA to NJ. The red trailer has an NJ REG: 19436T. Incident was not reported to Bridge Monitor

[Release Info](#)

3090	12/17/21	DRJTBC	M. Wahl	Scudder Falls	Motor Vehicle Accident	Michael Wahl
------	----------	--------	---------	---------------	------------------------	--------------

Vehicle traveling NB on Rt. 29 just before the Rt. 29 roundabout strikes the median and crosses into SB Rt.29 lanes, turns around and travels SB to the Rt. 29 south roundabout and becomes disabled .NJSP notified PCC of possible DMV SB Rt29 past south round about, BP1 was notified and was on 295 patrol. BP1 came up on scene and reported damage to front driver side tire. BP1 advised driver acting strange. NJSP arrived on scene took driver into custody, and MV towed. SEQ#210666288 OP# 1671

type up to 500 characters Vehicle traveling NB on Rt. 29 just before the Rt. 29 roundabout strikes the median and crosses into SB Rt.29 lanes, turns around and travels SB to the Rt. 29 south roundabout and becomes disabled .NJSP notified PCC of DMV SB Rt29 past south round about, BP1 notified and on 295 patrol. BP1 came up on scene and reported damage to front driver side tire. BP1 advised driver strange. NJSP arrived on scene took driver into custody, and will MV towed. SEQ#210666288 OP# 1671

[Release Info](#)

Request Number	Request Date	Request_Agency	Requestor	Location	Incident Type	DRJTBC Requestor
3091	12/18/21	DRJTBC	Matt Jones	TM	Motor Vehicle Accident	Matt Jones

1-car MVA

Grey Toyota sedan strikes guardrail multiple times on RT1 NB before coming to a rest in the right shoulder near Pennsylvania Ave.

[Release Info](#)

3092	12/18/21	Drjtbc	Jim Montgomery	Northampton	Pedestrian Accident	James Montgomery
------	----------	--------	----------------	-------------	---------------------	------------------

2 Pedestrians walking across the street are struck by a Nissan SUV that was turning onto the street at the Union Square intersection. An 82yr old female sustained facial and ankle injuries. MV remained on scene. NJSP and EMS were dispatched. Female was taken to St. Luke's the other RMA. SEQ# 210672120 OP#37636

2 Pedestrians walking across the street are struck by a Nissan SUV that was turning onto the street at the Union Square intersection. An 82yr old female sustained facial and ankle injuries. MV remained on scene. NJSP and EMS were dispatched. Female was taken to St. Luke's the other RMA. SEQ# 210672120 OP#37636

[Release Info](#)

3093	12/19/21	Morrisville PD	Ofc. William Smith (215) 295-8111	Calhoun St.	Hit & Run MVA	Nicholas Knechel
------	----------	----------------	--------------------------------------	-------------	---------------	------------------

A red pickup can be seen heading North on Delmorr Ave. and crossing over East Trenton Ave. continuing North on Delmorr Ave. The vehicle passes through the area during the approximate time frame given by Ofc. Smith.

Ofc. Smith is investigating a hit & run accident involving a red pickup truck that occurred on 12-19-2021. The vehicle was last believed to be heading North on Delmorr Ave. at approximately 3:55am. Ofc. Smith requested video of the CS bridge be searched and locked for that date and time period.

[Release Info](#)

Request Number	Request Date	Request_Agency	Requestor	Location	Incident Type	DRJTBC Requestor
3094	12/20/21	DRJTBC	D Stites - PCC	I78	Fire	Denis Stites

Vehicle fire on 78EB at the 0.1MM. The trailer is fully engulfed with the cab separated. Vehicle is on the right shoulder. OIC on scene. Warren County sending fire and EMS. NJSP contacted to respond. Seq. #210675251 Op. #11092

TT fire EB right shoulder. Numerous agencies on scene. Right and center lanes closed. Estimated time to reopen is 10AM. Video book marked and exported to z drive

[Release Info](#)

3095	12/20/21	Drjtbc	Jim Montgomery	Washington Cross	Hit & Run MVA	James Montgomery
------	----------	--------	----------------	------------------	---------------	------------------

White Altima travelling from NJ to PA hits mirrors with a red Chevy travelling PA to NJ on the bridge. Chevy keeps going, the Altima stops on PA side and requests PSP. No injuries. PCC unable to get REG of red car. SEQ# 210678093 OP#26008

White Altima travelling from NJ to PA hits mirrors with a red Chevy travelling PA to NJ on the bridge. Chevy keeps going, the Altima stops on PA side and requests PSP. No injuries. PCC unable to get REG of red car. SEQ# 210678093 OP#26008

[Release Info](#)

3096	12/26/21	DRJTBC	D Stites - PCC	Calhoun St.	Hit & Run MVA	Denis Stites
------	----------	--------	----------------	-------------	---------------	--------------

CJ reports car has stopped at shelter stating his car and another car struck mirrors and wants NJSP. NJSP dispatched SQ#210692418 OP#20892

Vehicle traveling WB strikes mirrors with vehicle EB. Vehicle traveling WB left the scene. NJSP and BP 1 on scene and scene now clear. Video book marked and exported to z drive

[Release Info](#)

Request Number	Request Date	Request_Agency	Requestor	Location	Incident Type	DRJTBC Requestor
3097	12/28/21	DRJTBC	Nicholas Knechel	EP	Motor Vehicle Accident	Nicholas Knechel

A white TT traveling WB through Lane 2 attempts to back up before passing through the toll plaza. While backing up the TT strikes a white box truck on the front of the vehicle.

A white TT traveling WB through Lane 2 attempts to back up before passing through the toll plaza. While backing up the TT strikes a white box truck on the front of the vehicle.

[Release Info](#)

3098	12/28/21	DRJTBC	Steve Mongiovi	Calhoun St.	Hit & Run MVA	Stephen Mongiovi
------	----------	--------	----------------	-------------	---------------	------------------

Hit & Run MVA

BP8 traveling EB was struck by a white Dodge Ram (PA)ZFY0277 traveling WB resulting in damage to BP8's drivers side mirror

[Release Info](#)

3099	12/28/21	Allentown Police Department	DET. Miguel Villa (610) 437-7751	I78	Police Investigation	Stephen Mongiovi
------	----------	-----------------------------	-------------------------------------	-----	----------------------	------------------

Allentown PD Investigation

DET. M. Villa of Allenton PD searching for a silver Dodge Caravan with temporary plate 262113T

[Release Info](#)

Request Number	Request Date	Request_Agency	Requestor	Location	Incident Type	DRJTBC Requestor
3100	12/29/21	NJSP	Detective II P. Toma #7703 (908) 996-2864	Uhlerstown-Frenc	Police Investigation	Denis Stites

requesting assistance in freezing/obtaining video footage from the Uhlerstown-Frenchtown Bridge on the date of Sunday December 26th beginning at 10:00 PM and ending Monday December 27th at 10:00 AM. This is in reference to an on-going stolen vehicle investigation where the suspect is known to have traveled over the bridge during this time period. We're requesting this footage from all camera angles

Vehicle info: Chevy S10 - NJ Reg (P15LXC). Video exported to z drive

[Release Info](#)

3102	12/30/21	Newtown Township Police Dept.	Daniel Bartle, Detective Corpora (215) 579-1000	Scudder Falls	Police Investigation	Denis Stites
------	----------	-------------------------------	--	---------------	----------------------	--------------

Daniel Bartle, Detective Corporal working a stolen vehicle investigation, case# 20211230M9726 and am requesting that video footage from 12/30/2021 from 03:00am through 07:00am, be preserved for the following locations:l295 (SB) onramp from Taylorsville Road - Pennsylvania;l295 (SB) crossing the Scudders Falls Bridge from PA into NJ

Our suspect vehicle (unknown make/model/color) was following the stolen vehicle, which is a black colored 2020 Range Rover with PA reg# LDJ0744. Video locked and exported to z drive

[Release Info](#)

December 2021

Bridges	N/R Accidents		Traffic Accidents		Motorist Assists		Other	
	NJ	PA	NJ	PA	NJ	PA	NJ	PA
Milford-Montague 40	0	0	0	0	0	0	0	0
Delaware Water Gap 41	0	0	1	1	2	0	0	0
Portland Pedestrian 42	0	0	0	0	0	0	0	0
Portland – Columbia 43	0	0	0	0	0	0	0	0
Riverton – Belvidere 44	0	0	2	0	0	0	0	0
Rt 22 EP 45	0	0	3	1	4	0	1	0
Northampton St 46	0	0	2	0	0	0	1	0
I-78 47	0	2	4	5	5	4	2	0
Riegelsville 48	0	0	0	0	0	0	0	0
Upper Black Eddy Milford 49	0	1	0	0	0	0	0	0
Uhlerstown Frenchtown 50	0	0	1	0	0	1	0	0
Lumberville Raven Rock 51	0	0	0	0	0	0	0	0
Centre Bridge Stockton 52	0	0	1	0	0	0	0	0
New Hope Lambertville Toll 53	0	0	2	0	0	0	1	0
New Hope Lambertville 54	0	0	0	0	0	0	0	0
Washington Crossing 55	0	0	2	0	0	0	2	0
Scudder Falls 56	0	0	4	0	4	0	1	0
Calhoun St 57	0	0	1	1	2	0	0	0
Lower Trenton 58	0	0	1	0	1	0	0	0
Morrisville Trenton 59	0	1	2	2	3	0	0	0

	Citations	Warnings	Security Checks
New Jersey State Police	102	9	591
Pennsylvania State Police	75	28	736

December 2021 Overweight Crossings-Central Region

12/31/2021

Bridge	Total Turnarounds	Total Overweights	Total Manned	Total Unmanned	NJSP Response	Summons Issued	Warnings Issued	PSP Response	Citations Issued	Warnings Issued2	Local Police Response	No Response Requested
Riverton-Belvidere	68	4	1	3	3	3	0	0	0	0	2	1
Northampton St.	621	5	5	0	3	2	1	2	0	2	0	0
Riegelsville	191	1	1	0	0	0	0	1	1	0	0	0
Uhlerstown - Frenchtown	16	2	1	1	1	1	0	1	1	0	0	0
December Totals	896	12	8	4	7	6	1	4	2	2	2	1
Bridge	Total Turnarounds	Total Overweights	Total Manned	Total Unmanned	NJSP Response	Summons Issued	Warnings Issued	PSP Response	Citations Issued	Warnings Issued	Local Police Response	No Response Requested
Riverton-Belvidere	1082	45	17	28	35	23	14	5	2	3	2	4
Northampton St.	6609	49	49	0	31	15	16	19	3	15	0	2
Riegelsville	2089	7	7	1	5	2	2	2	2	0	0	0
Uhlerstown - Frenchtown	955	19	3	15	15	11	4	3	3	0	0	1
Year to Date Totals	10735	120	76	44	86	51	36	29	10	18	2	7

December 2021 Overweight Crossings-Southern Region

12/31/2021

Bridge	Total Turnarounds	Total Overweights	Total Manned	Total Unmanned	NJSP Response	Summons Issued	Warnings Issued	PSP Response	Citations Issued	Warnings Issued2	Local Police Response	No Response
Lower Trenton	11	0	0	0	0	0	0	0	0	0	0	0
Calhoun Street	71	3	3	0	0	0	0	3	2	1	0	0
Washington Crossing	111	0	0	0	0	0	0	0	0	0	0	0
New Hope	100	0	0	0	0	0	0	0	0	0	0	0
Lambertville												
Centre Bridge	58	3	0	3	3	1	2	0	0	0	0	0
Stockton												
December Totals	351	6	3	3	3	1	2	3	2	1	0	0
Bridge	Total Turnarounds	Total Overweights	Total Manned	Total Unmanned	NJSP Response	Summons Issued	Warnings Issued	PSP Response	Citations Issued	Warnings Issued	Local Police Response	No Response
Lower Trenton	1535	288	0	288	10	5	5	277	120	157	0	1
Calhoun Street	1024	33	27	6	10	7	3	21	8	13	0	2
Washington Crossing	1865	28	14	14	15	11	4	12	6	6	0	1
New Hope	1141	16	16	0	6	2	4	10	5	5	0	0
Lambertville												
Centre Bridge	874	65	1	64	64	46	18	0	0	0	0	1
Stockton												
Year to Date Totals	6439	430	58	372	105	71	34	320	139	181	0	5

SR/CR December 2021 YTD Overweight Turnarounds/Crossings Report

Southern Region Bridge	Total Turnarounds	NJ Side Turnarounds	PA Side Turnarounds	Total Overweights
Lower Trenton	11	11	0	0
Calhoun Street	71	53	18	3
Washington Crossing	111	104	7	0
New Hope Lambertville	100	21	79	0
Centre Bridge Stockton	58	49	9	3
YTD SR Totals	351	238	113	6
Central Region Bridge	Total Turnarounds	NJ Side Turnarounds	PA Side Turnarounds	Total Overweights
Riverton-Belvidere	68	64	4	4
Northampton St.	621	594	27	5
Riegelsville	191	140	51	1
Uhlerstown - Frenchtown	16	16	0	2
YTD CR Totals	896	814	82	12
Southern/Central Region Bridges	Total Turnarounds	Total Turnarounds NJ Side	Total Turnarounds PA Side	Total Overweights
December YTD SR/CR Totals	17189	14711	2476	555

DELAWARE RIVER JOINT TOLL BRIDGE COMMISSION

MONTHLY ACTIVITY SERVICES RENDERED REPORT

BRIDGE Riverton-Belvidere

MONTH December

YEAR 2021

ACTIVITY/SERVICE	WEEK OF 4-Dec	WEEK OF 11-Dec	WEEK OF 18-Dec	WEEK OF 25-Dec	TOTAL
Hours Worked	168	168	168	336	840
Patrols	84	77	84	152	397
Overweight Crossings	1	0	0	3	4
Overweights Refused	9	13	36	16	74
Pass Through	8	6	2	4	20
Disabled Vehicles	0	0	0	0	0
Accidents	0	0	1	0	1
State / Local Police Requested	2	3	13	8	26
Fire Dept. Requested	0	0	0	0	0
EMS/ First Aid Requests	0	0	0	0	0
Traffic Control	6	5	19	6	36
Jumpers/Code 100	0	0	0	0	0
Public Interactions	48	43	31	43	165
Bicycle Warnings	0	0	1	3	4
Equipment Check	15	15	15	15	60

NOTES:

DELAWARE RIVER JOINT TOLL BRIDGE COMMISSION

MONTHLY ACTIVITY SERVICES RENDERED REPORT

BRIDGE Northampton Street

MONTH December

YEAR 2021

ACTIVITY/SERVICE	WEEK OF 4-Dec	WEEK OF 11-Dec	WEEK OF 18-Dec	WEEK OF 25-Dec	TOTAL
Hours Worked	336	336	336	672	1680
Patrols	160	152	164	319	795
Overweight Crossings	2	2	0	1	5
Overweights Refused	183	166	170	217	736
Pass Through	4	1	3	1	9
Disabled Vehicles	0	0	1	0	1
Accidents	0	0	1	0	1
State / Local Police Requested	2	2	3	2	9
Fire Dept. Requested	0	0	0	0	0
EMS/ First Aid Requests	0	0	2	0	2
Traffic Control	27	22	35	25	109
Jumpers/Code 100	0	0	0	1	1
Public Interactions	126	150	153	229	658
Bicycle Warnings	1	3	2	12	18
Equipment Check	18	19	19	38	94

NOTES:

--

DELAWARE RIVER JOINT TOLL BRIDGE COMMISSION

MONTHLY ACTIVITY SERVICES RENDERED REPORT

BRIDGE Riegelsville

MONTH December

YEAR 2021

ACTIVITY/SERVICE	WEEK OF 4-Dec	WEEK OF 11-Dec	WEEK OF 18-Dec	WEEK OF 25-Dec	TOTAL
Hours Worked	336	336	336	672	1680
Patrols	163	147	164	302	776
Overweight Crossings	1	0	0	0	1
Overweights Refused	44	53	48	66	211
Pass Through	4	0	0	0	4
Disabled Vehicles	0	0	0	0	0
Accidents	0	0	0	0	0
State / Local Police Requested	0	1	0	1	2
Fire Dept. Requested	0	0	0	0	0
EMS/ First Aid Requests	0	0	0	0	0
Traffic Control	5	0	4	19	28
Jumpers/Code 100	0	0	0	0	0
Public Interactions	32	33	56	96	217
Bicycle Warnings	1	0	1	3	5
Equipment Check	26	22	25	48	121

NOTES:

DELAWARE RIVER JOINT TOLL BRIDGE COMMISSION

MONTHLY ACTIVITY SERVICES RENDERED REPORT

BRIDGE Upper Black Eddy-Milford

MONTH December

YEAR 2021

ACTIVITY/SERVICE	WEEK OF 4-Dec	WEEK OF 11-Dec	WEEK OF 18-Dec	WEEK OF 25-Dec	TOTAL
Hours Worked	8	15.5	4	24	51.5
Patrols	3	8	2	12	25
Overweight Crossings	0	0	0	0	0
Overweights Refused	0	0	0	0	0
Pass Through	0	0	0	0	0
Disabled Vehicles	0	0	0	0	0
Accidents	0	0	0	0	0
State / Local Police Requested	0	0	0	0	0
Fire Dept. Requested	0	0	0	0	0
EMS/ First Aid Requests	0	0	0	0	0
Traffic Control	0	0	0	0	0
Jumpers/Code 100	0	0	0	0	0
Public Interactions	1	5	1	16	23
Bicycle Warnings	0	0	0	0	0
Equipment Check	2	2	1	3	8

NOTES:

DELAWARE RIVER JOINT TOLL BRIDGE COMMISSION

MONTHLY ACTIVITY SERVICES RENDERED REPORT

BRIDGE Uhlerstown-Frenchtown

MONTH December

YEAR 2021

ACTIVITY/SERVICE	WEEK OF 4-Dec	WEEK OF 11-Dec	WEEK OF 18-Dec	WEEK OF 25-Dec	TOTAL
Hours Worked	83	60	15	160	318
Patrols	41	28	7	80	156
Overweight Crossings	1	1	0	0	2
Overweights Refused	32	38	15	51	136
Pass Through	1	18	4	11	34
Disabled Vehicles	0	0	0	0	0
Accidents	0	0	0	0	0
State / Local Police Requested	0	1	0	0	1
Fire Dept. Requested	0	0	0	0	0
EMS/ First Aid Requests	0	0	0	0	0
Traffic Control	9	1	0	2	12
Jumpers/Code 100	0	0	0	0	0
Public Interactions	31	38	5	91	165
Bicycle Warnings	2	2		1	5
Equipment Check	7	7	2	14	30

NOTES:

--

DELAWARE RIVER JOINT TOLL BRIDGE COMMISSION

MONTHLY ACTIVITY SERVICES RENDERED REPORT

BRIDGE Portland-Columbia Pedestrian

MONTH December

YEAR 2021

ACTIVITY/SERVICE	WEEK OF 4-Dec	WEEK OF 11-Dec	WEEK OF 18-Dec	WEEK OF 25-Dec	TOTAL
Hours Worked	0	0	0	0	0
Patrols	14	15	14	30	73
Overweight Crossings	0	0	0	0	0
Overweights Refused	0	0	0	0	0
Pass Through	0	0	0	0	0
Disabled Vehicles	0	0	0	0	0
Accidents	0	0	0	0	0
State / Local Police Requested	0	0	0	0	0
Fire Dept. Requested	0	0	0	0	0
EMS/ First Aid Requests	0	0	0	0	0
Traffic Control	0	0	0	0	0
Jumpers/Code 100	0	0	0	0	0
Public Interactions	0	0	0	0	0
Bicycle Warnings	0	0	0	0	0
Equipment Check	0	0	0	0	0

NOTES:

DELAWARE RIVER JOINT TOLL BRIDGE COMMISSION

MONTHLY ACTIVITY SERVICES RENDERED REPORTBRIDGE Centre-Bridge StocktonMONTH DecemberYEAR 2021

ACTIVITY/SERVICE	WEEK OF 11-Dec	WEEK OF 18-Dec	WEEK OF 25-Dec	WEEK OF 31-Dec	TOTAL
Hours Worked	76	68	92	171	407
Patrols	35	34	45	46	160
Overweight Crossings	0	1	0	2	3
Overweights Refused	13	13	17	15	58
Pass Through	4	3	4	4	15
Disabled Vehicles	0	0	0	0	0
Accidents	0	0	0	0	0
Police Requests	0	0	0	2	2
Fire Dept. Requests	0	0	0	0	0
EMS / First Aid Requests	0	0	0	0	0
Traffic Control	4	9	4	3	20
Jumpers / Code 100	0	0	0	0	0
Public Interactions	40	49	48	31	168
Bicycle Warnings	0	0	1	2	3
Other	0	0	0	0	0

NOTES:

DELAWARE RIVER JOINT TOLL BRIDGE COMMISSION

MONTHLY ACTIVITY SERVICES RENDERED REPORTBRIDGE New Hope - LambertvilleMONTH DecemberYEAR 2021

ACTIVITY/SERVICE	WEEK OF 11-Dec	WEEK OF 18-Dec	WEEK OF 25-Dec	WEEK OF 31-Dec	TOTAL
Hours Worked	192	336	336	624	1488
Patrols	73	116	124	128	441
Overweight Crossings	0	0	0	0	0
Overweights Refused	18	28	29	25	100
Pass Through	2	1	9	1	13
Disabled Vehicles	0	0	0	0	0
Accidents	0	1	0	0	1
Police Requests	1	0	0	0	1
Fire Dept. Requests	0	0	0	0	0
EMS / First Aid Requests	0	1	0	0	1
Traffic Control	9	10	15	14	48
Jumpers / Code 100	0	0	0	0	0
Public Interactions	245	326	349	274	1194
Bicycle Warnings	7	3	6	7	23
Other	0	0	0	0	0

NOTES:

DELAWARE RIVER JOINT TOLL BRIDGE COMMISSION

MONTHLY ACTIVITY SERVICES RENDERED REPORT

BRIDGE Washington Crossing

MONTH December

YEAR 2021

ACTIVITY/SERVICE	WEEK OF 11-Dec	WEEK OF 18-Dec	WEEK OF 25-Dec	WEEK OF 31-Dec	TOTAL
Hours Worked	96	168	168	312	744
Patrols	42	66	67	68	243
Overweight Crossings	0	0	0	0	0
Overweights Refused	22	33	22	34	111
Pass Through	3	2	0	1	6
Disabled Vehicles	0	0	0	0	0
Accidents	0	1	1	0	2
Police Requests	0	1	0	0	1
Fire Dept. Requests	0	0	0	0	0
EMS / First Aid Requests	0	0	0	0	0
Traffic Control	21	24	22	17	84
Jumpers / Code 100	0	0	0	0	0
Public Interactions	57	53	68	2044	2222

DELAWARE RIVER JOINT TOLL BRIDGE COMMISSION

MONTHLY ACTIVITY SERVICES RENDERED REPORT

Bicycle Warnings	2	5		2	9
Other	0	0	0	0	0

NOTES:BRIDGE Calhoun StreetMONTH DecemberYEAR 2021

ACTIVITY/SERVICE	WEEK OF 11-Dec	WEEK OF 18-Dec	WEEK OF 25-Dec	WEEK OF 31-Dec	TOTAL
Hours Worked	192	304	328	616	1440
Patrols	73	123	114	111	421
Overweight Crossings	1	1	0	0	2
Overweights Refused	10	29	6	26	71
Pass Through	0	3	0	0	3
Disabled Vehicles	0	0	1	1	2
Accidents	0	1	0	0	1
Police Requests	1	3	1	0	5
Fire Dept. Requests	0	0	0	0	0
EMS / First Aid Requests	0	0	0	0	0

DELAWARE RIVER JOINT TOLL BRIDGE COMMISSION

MONTHLY ACTIVITY SERVICES RENDERED REPORT

Traffic Control	4	14	2	2	22
Jumpers / Code 100	0	1	0	0	1
Public Interactions	25	69	16	69	179
Bicycle Warnings	5	5	10	6	26
Other	0	0	0	0	0

NOTES:

BRIDGE Lower Trenton

MONTH December

YEAR 2021

ACTIVITY/SERVICE	WEEK OF 11-Dec	WEEK OF 18-Dec	WEEK OF 25-Dec	WEEK OF 31-Dec	TOTAL
Hours Worked	12	24	0	0	36
Patrols	0	0	0	0	0
Overweight Crossings	0	0	0	0	0
Overweights Refused	11	0	0	0	11
Pass Through	0	0	0	0	0
Disabled Vehicles	0	0	0	0	0
Accidents	0	1	0	0	1

DELAWARE RIVER JOINT TOLL BRIDGE COMMISSION

MONTHLY ACTIVITY SERVICES RENDERED REPORT

Police Requests	0	1	0	0	1
Fire Dept. Requests	0	0	0	0	0
EMS / First Aid Requests	0	0	0	0	0
Traffic Control	0	0	0	0	0
Jumpers / Code 100	0	0	0	0	0
Public Interactions	0	0	0	0	0
Bicycle Warnings	0	0	0	0	0
Other	0	0	0	0	0

NOTES:

BRIDGE Lumberville - Raven Rock

MONTH December

YEAR 2021

ACTIVITY/SERVICE	WEEK OF 11-Dec	WEEK OF 18-Dec	WEEK OF 25-Dec	WEEK OF 31-Dec	TOTAL
Hours Worked	0	0	0	0	0
Patrols	11	8	14	24	57
Overweight Crossings	0	0	0	0	0
Overweights Refused	0	0	0	0	0

DELAWARE RIVER JOINT TOLL BRIDGE COMMISSION

MONTHLY ACTIVITY SERVICES RENDERED REPORT

Pass Through	0	0	0	0	0
Disabled Vehicles	0	0	0	0	0
Accidents	0	0	0	0	0
Police Requests	0	0	0	0	0
Fire Dept. Requests	0	0	0	0	0
EMS / First Aid Requests	0	0	0	0	0
Traffic Control	0	0	0	0	0
Jumpers / Code 100	0	0	0	0	0
Public Interactions	0	0	0	0	0
Bicycle Warnings	0	0	0	0	0
Other	0	0	0	0	0

NOTES:

2021

AC Monthly Activity Report

December 2021

Location	Bridge Checks	Overweights	Accidents	Jumpers	Disabled Vehicles	Medical Emergencies
Lower Trenton	87	0	1	0	0	0
Calhoun Street	147	3	3	1	6	0
Scudder Falls	344	0	3	0	17	0
Washington Crossing	84	0	0	0	0	0
New Hope	38	0	0	0	0	0
Lambertville	31	3	0	0	0	0
Centre Bridge	57	0	0	0	0	0
Stockton	105	2	0	0	0	0
Lumberville	128	0	0	0	0	0
RavenRock	164	1	0	0	0	0
Uhlersown	233	5	1	1	0	1
Frenchtown	119	4	0	0	0	0
Upper Black Eddy	66	0	0	0	0	0
Milford						
Riegelsville						
Northampton St.						
Riverton						
Belvidere						
Portland Columbia						
Totals	1603	0	8	2	23	1

Yearly Totals

Location	Bridge Checks	Overweights	Accidents	Jumpers	Disabled Vehicles	Medical Emergencies
Lower Trenton	1391	288	17	2	14	3
Calhoun Street	1718	107	30	1	26	5
Scudder Falls	4026	0	47	0	167	1
Washington Crossing	1168	28	20	0	1	1
New Hope	959	16	9	0	5	3
Lambertville	788	65	4	1	2	1
Centre Bridge	527	0	0	1	0	1
Stockton						
Lumberville						
RavenRock						

Location	Bridge Checks	Overweights	Accidents	Jumpers	Disabled Vehicles	Medical Emergencies
Uhlersown	1098	18	3	0	1	0
Frenchtown						
Upper Black Eddy	1265	0	1	0	0	1
Milford						
Riegelsville	1650	8	0	0	0	0
Northampton St.	2440	51	10	2	0	4
Riverton						
Belvidere	1168	45	6	0	0	0
Portland Columbia	548	0	1	0	0	0
Totals	18746	626	148	7	216	20

DELAWARE RIVER JOINT TOLL BRIDGE COMMISSION

Meeting of January 31, 2022

Operations Report Index

Maintenance and Toll Operations

SUBJECT	DESCRIPTION	PAGE NUMBER
Maintenance and Toll	Status report Month of December 2021	1-8

DELAWARE RIVER JOINT TOLL BRIDGE COMMISSION
Meeting of January 31, 2022

MAINTENANCE AND TOLL OPERATIONS
MONTH OF DECEMBER 2021

- Participated in Teams meeting to discuss the purchase of a snow blower for the Scudder Falls Bridge.
- Participated in Teams meeting to discuss the comparison of different types of Street Sweepers for maintenance operations.
- Participated in Teams meeting to discuss information on the use of Joma Plow Blade System for snow operations.
- Participated in Teams in T-519A - Southern Operations and Maintenance Facilities Improvements (Bi-Weekly Progress Mtg.)
- Participated in weekly conference call with Toll Lieutenants to discuss Garda, Part Time Toll Collector New Hires, Projects, Holiday schedules.
- Participated in monthly Toll Sergeant's meetings to discuss TM project, DWG project and Holiday schedules.
- Senior Director approved invoice from J. Fletcher Creamer for emergency Guide Rail repair at Frenchtown Toll Supported Bridge.
- Senior Director scheduled Hartford Steam Boiler company to perform inspections of boilers at nine locations.
- Senior Director reviewed Use of Facilities requests and forwarded Certificates of Insurance for review and approval.
- Senior Director prepared monthly Maintenance and Toll reports for the December 2021 staff agenda meeting.
- Senior Director prepared and forwarded report of Use of Commission Facilities for the month of December 2021 to the First Senior Director of Operations.

Maintenance Operations

- Director of Maintenance provided Senior Director with monthly reports of activities completed for the month of December from Regional Maintenance Supervisors.

DELAWARE RIVER JOINT TOLL BRIDGE COMMISSION
Meeting of January 31, 2022

- Director of Maintenance moderated weekly conference call with Regional Maintenance Supervisors to discuss winter weather preparations, ongoing projects and vehicle/equipment repair updates.
- Trenton Morrisville maintenance crews milled and patched potholes on Route 1 South roadway.
- Trenton Morrisville maintenance crews installed bollards for safety at the bottom of Taylorsville road.
- Trenton Morrisville maintenance crews repaired circulating pump that controls hot water at AET building.
- Trenton Morrisville maintenance crews removed Graffiti from multiple locations at Scudder Falls bridge.
- Trenton Morrisville crews responded to numerous snow and ice events in the Month of December.
- New Hope maintenance crews cleaned debris graded it with topsoil and put down geotextile landscape fabric and rip rock for repairs on the New Jersey side of New Hope Toll Bridge.
- New Hope Maintenance crews continued crack sealing of parking lot at new Hope Administration building.
- New Hope Maintenance crews installed signs along 202 South to keep trucks off Route 32.
- New Hope maintenance crews constructed storage sheds for portable generators to be placed at the TSB shelters in the Southern region.
- New Hope Maintenance crews responded to numerous snow and ice events in the Month of December.
- I-78 Maintenance crews Installed new light pole, breakaway base and light fixture from motor vehicle accident.
- I-78 Maintenance crews trimmed trees along Eastbound and Westbound I-78 highway.
- I-78 Maintenance crews assisted with traffic control and cleanup on highway after major accident.

DELAWARE RIVER JOINT TOLL BRIDGE COMMISSION
Meeting of January 31, 2022

- I-78 Maintenance crews replaced blown out lights under route 519 overpass.
- I-78 Maintenance crews filled potholes along North and Southbound roadways on Route I-78.
- I-78 Maintenance crews responded to numerous snow and ice events in the Month of December.
- Easton Phillipsburg Maintenance crews replaced light pole on route 611 ramp damaged after vehicle accident.
- Easton Phillipsburg Maintenance crews cut and removed guide rail on Snyder St. after motor vehicle accident.
- Easton Phillipsburg maintenance crews made emergency light pole repair on Northampton St. Toll Supported Bridge.
- Easton Phillipsburg maintenance crews responded to numerous snow and ice events in the Month of December.
- Portland-Columbia Maintenance crews made repairs to attenuator after motor vehicle accident.
- Portland-Columbia maintenance crews replaced garage door windows
- Portland- Columbia maintenance crews removed overhead sign damaged in motor vehicle accident.
- Portland – Columbia maintenance crews responded to numerous snow and ice events in the Month of December.
- Delaware Water Gap Maintenance crews assisted New Hope maintenance by sending maintenance employees to operate backhoe during restoration of washout area.
- Delaware Water Gap maintenance crews repaired garage furnace water leak.
- Delaware Water Gap maintenance crews responded to numerous snow and ice events in the Month of December.
- Milford-Montague maintenance crews installed Mohawk TP-18 vehicle lift, and Dual Trough Turf Kit.

DELAWARE RIVER JOINT TOLL BRIDGE COMMISSION
Meeting of January 31, 2022

- Milford-Montague maintenance crews installed fencing up around all shrubs around building.
- Milford-Montague maintenance crews ran conduit and wire for new lift installation.
- Milford-Montague maintenance crews replaced old post sign on route 209 South.
- Milford-Montague maintenance crews responded to numerous snow and ice events in the Month of December.

Toll Operations

- Director of Tolls tracked part time Toll Collector hours worked to determine if they are eligible for an hourly increase.
- Director of Tolls prepared and forwarded weekly toll cash deposits and cash transaction reports.
- Director of Tolls provided weekly report on daily cash pickups by armored car service.
- Director held monthly Sergeants conference call meeting to provide updates and discuss items of interest:
 - Christmas Holiday schedule.
 - Covid-19 Omicron
 - TM project
 - Part Time Toll Collectors
 - Safety
 - ADP
- Director of Toll and Deputy Director of Toll continue to conduct interviews for Part-Time Toll Collectors, schedule onboarding and training.
- Director of Tolls held weekly Toll Lieutenants conference call meeting.
- Director of Toll and Deputy Director of Toll continue to review monthly Toll Collector variance reports and report any discrepancies.
- Director of Toll participated in Transcore weekly conference calls to discuss toll system issues and updates.

DELAWARE RIVER JOINT TOLL BRIDGE COMMISSION
Meeting of January 31, 2022

Fleet Department

Vehicle & Equipment Status

- Four Mack trucks received for Scudder Falls
- Sweeper demonstration with Timmerman for Elgin Sweeper scheduled for February 8, 2022.
- Five single axle Mack truck chassis sent to up fitter.
- Bridge master inspection completed.
- Roadwatch Temperature gauges installed at Trenton Morrisville and Scudder Falls.
- Rubber blades for snowplows picked from EM Kutz and delivered to Southern Region.

Vehicle & Equipment Repairs

- NH- replaced pressure sensor on loader.
- MM- Chevy 6500 at dealership for antifreeze leak- under warranty.
- NH- 2019 Mack drivetrain issue- at Bergey for repair. Under warranty.
- TM- Sweeper out of service. Waiting on parts.
- TM- Four new tires for BP vehicle installed.
- TM- Mack returned from Transedge. Transmission repair and coolant lines replaced. Hub assembly repaired; Wheel speed sensor also replaced.

Miscellaneous Items

- Recalls received and forwarded to RMS to schedule and complete.
- Registration renewals submitted as needed.
- Added new vehicles/ equipment to Fleet insurance as needed.
- Supplied accounting with new asset spread sheets.
- Added assets into Maximo.
- NJDMV is still weeks/ months behind in processing vehicle registrations.

Southern Region**LeVar Talley, Director of Maintenance****Richard Taitt Deputy Director of Maintenance****Larry Dubin, Regional Maintenance Supervisor, Trenton-Morrisville****Charles Slack, Regional Maintenance Supervisor, New Hope-Lambertville****Trenton-Morrisville Toll Bridge**

Task	JAN	FEB	MAR	APR	MAY	JUN	JUL	AUG	SEP	OCT	NOV	DEC	Total Man-hours
Bridge Maintenance	48	16	16	8	60	120	152	0	0	16	8	8	452
Bldg./Facilities Maintenance	1,574	1,008	1,888	1,280	1,555	1,723	1866	2,050	2,023	1,664	496	488	17,615
Grounds Maintenance	216	8	272	456	928	984	776	796	888	624	152	72	6,172
Road Maintenance	88	40	242	360	48	80	88	144	32	568	72	48	1,810
Snow/Ice Maintenance	280	883	136	0	0	0	0	0	0	0	16	0	1,315
Vehicle Maintenance	328	244	324	244	208	256	296	272	332	112	32	56	2,704
Miscellaneous	120	72	80	24	72	74	16	132	72	72	0	24	758
Total Man-hours	2,654	2,271	2,958	2,372	2,871	3,237	3,194	3,394	3,347	3,056	776	696	30,826

New Hope-Lambertville Toll Bridge

Task	JAN	FEB	MAR	APR	MAY	JUN	JUL	AUG	SEP	OCT	NOV	DEC	Total Man-hours
Bridge Maintenance	200	8	184	352	256	296	384	304	40	96	88	136	2,344
Bldg./Facilities Maintenance	408	506	832	568	416	692	540	626	512	496	432	893	6,921
Grounds Maintenance	304	64	320	448	768	814	740	875	784	456	480	392	6,445
Road Maintenance	248	32	336	160	16	80	216	208	168	416	188	216	2,284
Snow/Ice Maintenance	430	1,749	48	48	0	0	0	40	72	232	128	120	2,867
Vehicle Maintenance	328	120	272	240	256	280	220	332	272	120	236	240	2,916
Miscellaneous	352	80	264	104	48	72	56	80	56	64	160	64	1,400
Total Man-hours	2,270	2,559	2,256	1,920	1,760	2,234	2,156	2,465	1,904	1,880	1,712	2061	25,177

Central Region

LeVar Talley, Director of Maintenance

Richard Taitt Deputy Director of Maintenance

Robert Varju, Regional Maintenance Supervisor, I-78

Nat Amato, Regional Maintenance Supervisor, Easton-Phillipsburg

Easton-Phillipsburg Toll Bridge

Task	JAN	FEB	MAR	APR	MAY	JUN	JUL	AUG	SEP	OCT	NOV	DEC	Total Man-hours
Bridge Maintenance	336	192	520	552	696	648	616	536	312	480	344	424	5,656
Bldg./Facilities Maintenance	808	440	960	744	504	560	480	512	464	600	528	784	7,384
Grounds Maintenance	128	24	328	392	624	784	704	624	816	664	536	448	6,072
Road Maintenance	24	24	216	160	96	96	184	312	240	176	136	80	1,744
Snow/Ice Maintenance	176	896	24	0	0	0	0	8	0	16	24	40	1,184
Vehicle Maintenance	280	136	424	264	224	256	272	328	248	312	352	408	3,504
Miscellaneous	96	72	88	88	112	120	96	120	120	120	128	88	1,248
Total Man-hours	1,848	1,784	2,560	2,200	2,256	2,464	2,352	2,440	2,200	2,368	2,048	2,272	26,792

I-78 Toll Bridge

Task	JAN	FEB	MAR	APR	MAY	JUN	JUL	AUG	SEP	OCT	NOV	DEC	Total Man-hours
Bridge Maintenance	0	0	0	56	48	96	0	0	80	0	0	0	280
Bldg./Facilities Maintenance	986	656	1020	760	748	920	748	956	1,092	602	736	586	9,810
Grounds Maintenance	308	0	496	548	776	744	552	704	592	520	520	464	6,224
Road Maintenance	48	48	204	80	40	80	256	48	161	168	212	156	1,501
Snow/Ice Maintenance	256	1,344	24	40	0	0	0	0	0	0	128	116	1,908
Vehicle Maintenance	208	120	342	264	240	212	160	224	248	263	312	248	2,841
Miscellaneous	182	0	152	64	48	24	0	96	204	104	32	144	1,050
Total Man-hours	1,988	2,168	2,238	1,812	1,900	2,076	1,716	2,028	2,377	1,657	1,940	1,714	23,614

Northern Region**LeVar Talley, Director of Maintenance****Richard Taitt Deputy Director of Maintenance****James Gower, Regional Maintenance Supervisor****Matt Meeker, Regional Maintenance Supervisor - Milford-Montague****Portland-Columbia Toll Bridge**

Task	JAN	FEB	MAR	APR	MAY	JUN	JUL	AUG	SEP	OCT	NOV	DEC	Total Man-hours
Bridge Maintenance	0	64	0	0	104	58	8	0	24	0	0	16	274
Bldg./Facilities Maintenance	445	488	508	394	278	348	256	354	352	325	234	290	4,272
Grounds Maintenance	90	46	176	386	328	558	404	548	448	374	200	246	3,804
Road Maintenance	6	0	126	172	228	60	48	159	115	168	126	130	1,338
Snow/Ice Maintenance	248	1,118	32	0	0	0	0	10	0	16	142	36	1,602
Vehicle Maintenance	91	142	272	192	32	148	80	201	108	104	168	112	1,650
Miscellaneous	32	42	0	52	0	70	24	50	78	8	24	8	388
Total Man-hours	912	1,900	1,114	1,196	970	1,242	820	1,322	1,125	995	894	838	13,328

Delaware Water Gap Toll Bridge

Task	JAN	FEB	MAR	APR	MAY	JUN	JUL	AUG	SEP	OCT	NOV	DEC	Total Man-hours
Bridge Maintenance	0	0	16	8	184	8	264	80	8	0	0	16	584
Bldg./Facilities Maintenance	1,094	608	1,012	958	608	776	796	720	824	852	697	768	9,713
Grounds Maintenance	216	168	280	344	352	283	424	576	356	224	224	304	3,751
Road Maintenance	0	8	198	88	136	120	120	72	133	152	131	16	1,174
Snow/Ice Maintenance	180	677	62	24	0	0	0	0	0	8	24	96	1,071
Vehicle Maintenance	232	132	376	176	248	248	200	260	184	104	120	184	2,464
Miscellaneous	8	37	64	41	80	72	148	350	304	204	141	215	1,664
Total Man-hours	1,730	1630	2,008	1,639	1,608	1,507	1,952	2,058	1,809	1,544	1,337	1,599	20,421

Milford-Montague Toll Bridge

Task	JAN	FEB	MAR	APR	MAY	JUN	JUL	AUG	SEP	OCT	NOV	DEC	Total Man-hours
Bridge Maintenance	0	0	0	0	80	32	64	0	0	0	0	0	176
Bldg./Facilities Maintenance	509	432	584	581	488	552	520	600	640	544	396	616	6,462
Grounds Maintenance	0	0	16	168	112	104	120	128	32	88	16	8	792
Road Maintenance	0	0	16	16	32	56	24	48	64	0	80	0	336
Snow/Ice Maintenance	24	224	8	0	0	0	0	0	0	0	8	16	280
Vehicle Maintenance	96	48	208	104	80	120	104	88	40	112	72	176	1,248
Miscellaneous	24	0	16	0	32	0	0	8	73	48	24	0	225
Total Man-hours	653	704	848	869	824	864	832	872	849	792	596	816	9,519

DELAWARE RIVER JOINT TOLL BRIDGE COMMISSION

Meeting of January 31, 2022

USE OF FACILITIES REQUEST REPORT

MONTH OF DECEMBER 2021

SUBJECT	DESCRIPTION	PAGE NUMBER
Use of Facilities	Use of Facilities Request-Month of December 2021	1

DELAWARE RIVER JOINT TOLL BRIDGE COMMISSION

Meeting of January 31, 2022

PROPERTY REPORT

Use of Commission Facilities

Facility	Organization	Date/Time	Description of Use
Washington Crossing Bridge	Friends of Washington Crossing Park	December 7, 2021	Washington Crossing the Delaware Reenactment
Washington Crossing Bridge	Friends of Washington Crossing Park	December 25, 2021	Washington Crossing the Delaware Reenactment

DELAWARE RIVER JOINT TOLL BRIDGE COMMISSION
Meeting of January 31, 2022

OPERATIONS INDEX

FOR

TRAINING AND EMPLOYEE SAFETY

SUBJECT	DESCRIPTION	PAGE NUMBER
Training & Employee Safety	Status Reports Month of December 2021	1 of 7

DELAWARE RIVER JOINT TOLL BRIDGE COMMISSION

TRAINING AND EMPLOYEE SAFETY DEPARTMENT MONTH OF DECEMBER 2021

The below-listed items represent meetings, communications, tasks, and accomplishments of the Training and Employee Safety Department:

The Training & Employee Safety (TES) Department instructed and/or facilitated (13) virtual and/or in-person training courses during the Month of December. This consisted of (58) sessions and (113) Commission Employees trained during the month. The following training topics were covered during the month of December.

Note: ** Denotes Instructor Lead Training (ILT)

- A Motivators Tool Kit 1.0
- A New Way to Train Employees 1.0
- Accommodating Employees with Mental Health Disabilities 3.0
- Active Listening 1.0
- Adobe Illustrator CC-New- Horizons **
- Adobe Photoshop CC-New Horizons **
- Alcohol and Drug Awareness 1.0
- Barriers to Communication Success Part One 1.0
- Barriers to Communication Success Part Two 1.0
- Be Assertive the Right Way 2.0
- Be Likeable 1.0
- Bloodborne Pathogens and Your Exposure Control Plan 1.0
- Chemical Safety 1.0
- Cold Stress Hazards TBT **
- Communicating Effectively 2.0
- Communication and Ethics 1.0
- Communication and Social Skills-Resolving Conflict 1.0
- Conflict Management 2.0
- CPR Basics for Everyone-Adult and Child 1.0
- CPR/AED/First Aid-Hunterdon Healthcare **
- Culture Series-Being an Ally 1.0
- Dealing with Stressful People 1.0
- Driver Safety Awareness 1.0
- Employee Rights-Job Protection Rights in the US 2.0
- Employee rights-Privacy 2.0
- Excel 20213 Basic 1.0
- Excellence in Customer Service 1.0
- Expectancy Theory 1.0
- Extrinsic and Intrinsic Rewards 1.0

- F – 250 Patrol Truck Training **
- Family Medical Leave Act for Managers 1.0
- Feedback and Non-Verbal Communication 1.0
- Fire Safety and Prevention 1.0
- First Aid-Bleeding 1.0
- First-Aid Primary Survey 1.0
- First-Aid Secondary Survey 1.0
- Five Steps to Problem Solving and Diffusing Upset Customers 1.0
- Five Tips for Managers and Supervisors 1.0
- Flagger Training Certification-PSATS **
- Handling Conflict and Negotiation Ethically 1.0
- Handling Conflicts in Low-Value Relationships 1.0
- Identifying the Causes of Conflict 1.0
- Infant CPR Basics 1.0
- Italics, the Apostrophe, Dash, and Ellipses 1.0
- JOMA Plow Blade System Demo **
- Learner Welcome Course
- Managing Conflict in the Workplace 1.0
- Microsoft Office 365 for the Web (Teams)-New Horizons **
- Personal Protective Equipment (PPE)-TES **
- Returning to the Office During the Covid-19 Pandemic **
- Snow Blower Safety- TBT **
- Thomas -Kilman Conflict Model 1.0
- Toll Collector Orientation **
- Traffic Control Coordinator Designation-CAIT Rutgers **
- Understanding Conflict in the Workplace 1.0
- Why Emergency Preparedness Matters 1.0
- Win-Win Negotiations for Conflict Resolution 1.0

Training/SAP Litmos (Learning Management System)

- Trained PT Toll Collectors in PPE Protocol
- Created course /modules for instructor lead training classes
- Facilitated weekly TEAMS calls for TES Personnel
- Provided an overview of F-250 Patrol Truck
- Facilitated Flagger Training Certifications with PSATS Personnel
- Assisted in the coordination of the JOMA Plow Blade System Demonstration
- Coordinated Traffic Control Coordinator training (Via Rutgers)
- Attended Adobe Illustrator, Adobe Photoshop, Microsoft Office 365 Training through New Horizons (Online Platform)
- Facilitated CPR/AED/First Aid training at Scudder Falls

- Attended the recent Litmos Product Release Webinar
- Facilitated (2) Microsoft-TEAMS Video based Toolbox Talks

Administrative -

- Conducted TES meetings via Microsoft-Teams
- Assigned TES Personnel with details/Reviewed Weekly Reports
- Prepared and reviewed minutes from TES Weekly Meetings
- Coordinated WFH schedule for TES Personnel (Status change 12/22/21)
- Prepared One day WFH schedule for TES Personnel beginning 1/18/22)
- Monitored Daily Contact Tracing and Daily Attendance Calendar
- Briefed Staff regarding modifications to Job Descriptions and Responsibilities
- Ensured that All Monthly Training Courses were uploaded into Litmos
- Prepared Monthly TES Report/Convert to PDF for Submission
- Review of Content Library in SAP-Litmos for updates/new courses
- Reviewed and Approved Toolbox Talks Topics for January
- Scheduled CPR/AED/ First Aid Certification for January (Currently postponed)
- Coordinate Traffic Control Coordinator training in January
- Assisted Community Affairs Dept. with the annual Commission Calendar
- Printed and Laminated CPR Cards for Distribution to Staff
- Monitored/Approved ADP timekeeping for TES Staff
- Uploaded new training certifications for DRJTBC Personnel
- Attended Operations Staff Meetings and briefed TES Personnel
- Assist DRJTBC Employees in accessing the Learning Management System
- Reviewed content entered in for accuracy
- Ran CPR Compliance Reports for various Departments/updated training records
- Reviewed Skill Path Training Classes to be offered in January
- Ordered Departmental supplies as needed
- Ran weekly report on employee updates imported from ADP
- Accepted training sessions in Munis/processed applicable invoices
- Facilitated the December Monthly WPSC Meeting @ the DWG
- Scheduled the Workplace Safety Committee Meeting for January of 2022
- Disseminated Monthly Communication for Managers Newsletter
- Actively coordinating Underground Storage Tanks (UST) Training with PA DEP Instructor for affected maintenance Personnel.

State Police/Liaison Collaboration

- Reviewed/Approved State Police MOU Invoices
- Obtained accident reports from NJSP/PSP Liaisons as requested by HR

- Conducted Background Checks for four new hires (4)

Employee Safety

- Uploaded monthly Toolbox Talks videos into TEAMS for virtual training
- Recorded Toolbox Talks presentations to be accessed via Microsoft Teams
- Prepared informational handouts to supplement safety topic discussions
- Follow-up Workplace Safety Committee Meeting issues/concerns
- Facilitated WPSC Meeting, Reviewed Old Business and Discussed New Business
- Brief incoming WPSC Chairman on pending matters of concern
- Inventoried all AED units (including toll supported bridges)
- Inventoried/Replenished First Aid Kits as needed (All Regions)
- Inspected and prepared equipment for CPR/AED Training (i.e., batteries/pads)
- Inspected Fire Safety Equipment (Live Fire/Electric

Course Name	Date Completed	Employee	Business Unit
A Motivators Tool Kit 1.0	12/03/2021	Jodee Inscho	Communications
A New Way to Train Employees 1.0	12/14/2021	Ralph Reppert	Public Safety & Bridge Security
Accommodating Employees with Mental Health Disabilities 3.0 (US)	12/07/2021	Aminah El-Burki	Training & Employee Safety
Active Listening 1.0	12/03/2021	Jodee Inscho	Communications
	12/07/2021	Aminah El-Burki	Training & Employee Safety
	12/14/2021	Ralph Reppert	Public Safety & Bridge Security
	12/16/2021	Sandra Hoagland	Public Safety & Bridge Security
Adobe Illustrator CC - New Horizons**	12/07/2021	Randy S. Piazza Jr.	Maintenance & Toll Operations
Adobe Photoshop CC - New Horizons**	12/14/2021	Kellie M. Thoms	Maintenance & Toll Operations
Alcohol and Drug Awareness 1.0 (US)	12/15/2021	Joseph Mazak	Public Safety & Bridge Security
Barriers to Communication Success, Part One 1.0	12/14/2021	Ralph Reppert	Public Safety & Bridge Security
Barriers to Communication Success, Part Two 1.0	12/14/2021	Ralph Reppert	Public Safety & Bridge Security
Be Assertive the Right Way 2.0	12/17/2021	Ralph Reppert	Public Safety & Bridge Security
Be Likeable 1.0	12/15/2021	Aminah El-Burki	Training & Employee Safety
Bloodborne Pathogens and Your Exposure Control Plan 1.0 (US)	12/15/2021	Joseph Mazak	Public Safety & Bridge Security
Chemical Safety 1.0 (US)	12/21/2021	Joseph Mazak	Public Safety & Bridge Security
Cold Stress Hazards - TBT**	12/07/2021	Ernest Rath	Maintenance & Toll Operations
	12/07/2021	Jamie Franks	Maintenance & Toll Operations
	12/07/2021	Kyle L Williams	Maintenance & Toll Operations
	12/07/2021	Leon Werkheiser Jr	Maintenance & Toll Operations
	12/07/2021	Matthew Stock	Maintenance & Toll Operations
	12/07/2021	Paul Wallace	Maintenance & Toll Operations
	12/07/2021	Steve Borger	Maintenance & Toll Operations
	12/07/2021	Taylor Perry	Maintenance & Toll Operations
	12/07/2021	Walter George	Maintenance & Toll Operations
	12/09/2021	Daniel Vander Berg	Maintenance & Toll Operations
	12/09/2021	John Cerra	Maintenance & Toll Operations
	12/09/2021	Matthew W Meeker	Maintenance & Toll Operations
	12/09/2021	Michael Curnkey	Maintenance & Toll Operations
	12/14/2021	Brian J Keith	Maintenance & Toll Operations
	12/14/2021	Daniel Steele	Maintenance & Toll Operations
	12/14/2021	Greg Lohrman	Maintenance & Toll Operations
	12/14/2021	Jared Rivera	Maintenance & Toll Operations
	12/14/2021	Jean-Philippe Michel	Maintenance & Toll Operations
	12/14/2021	John J Penrose	Maintenance & Toll Operations
	12/14/2021	Jordan H Purdy	Maintenance & Toll Operations
	12/14/2021	Mark Simonetta	Maintenance & Toll Operations
	12/14/2021	Matthew Gary	Maintenance & Toll Operations
	12/14/2021	Nat Amato	Maintenance & Toll Operations
	12/14/2021	Paul Panto	Maintenance & Toll Operations
	12/14/2021	Richard Kisselbach	Maintenance & Toll Operations
	12/14/2021	Robert Coates	Maintenance & Toll Operations
	12/14/2021	Robert Varju	Maintenance & Toll Operations
	12/14/2021	Stephen J Bosga	Maintenance & Toll Operations
	12/14/2021	Wayne R Stamets	Maintenance & Toll Operations
	12/14/2021	Wayne Villante	Maintenance & Toll Operations
	12/16/2021	Aaron M Schermerhorn	Maintenance & Toll Operations
	12/16/2021	Alexie Reyes	Maintenance & Toll Operations
	12/16/2021	Anthony Sassani	Maintenance & Toll Operations
	12/16/2021	Austin McCleery	Maintenance & Toll Operations
	12/16/2021	Charles Slack Jr. II	Maintenance & Toll Operations
	12/16/2021	Christopher A Jackson	Maintenance & Toll Operations
	12/16/2021	Donald Day	Maintenance & Toll Operations
	12/16/2021	George Farrell IV	Maintenance & Toll Operations
	12/16/2021	Harry W Fawkes Jr	Maintenance & Toll Operations
	12/16/2021	Jared Burd	Maintenance & Toll Operations
	12/16/2021	John W Anderson IV	Maintenance & Toll Operations
	12/16/2021	Joseph Ritts	Maintenance & Toll Operations
	12/16/2021	Kenneth Terry	Maintenance & Toll Operations
	12/16/2021	Manuel Rivera	Maintenance & Toll Operations
	12/16/2021	Matthew Satmary	Maintenance & Toll Operations
	12/16/2021	Michael A Paleafico	Maintenance & Toll Operations
	12/16/2021	Michael Carosi	Maintenance & Toll Operations
	12/16/2021	Michael E Schermerhorn Jr.	Maintenance & Toll Operations
	12/16/2021	Nicholas Kapral	Maintenance & Toll Operations
	12/16/2021	Rayford Johnson II	Maintenance & Toll Operations
	12/16/2021	Richard C Hett	Maintenance & Toll Operations
	12/16/2021	Richard L. Fleming Jr.	Maintenance & Toll Operations
	12/16/2021	Robert Williamson	Maintenance & Toll Operations
	12/16/2021	Shaun Profy	Maintenance & Toll Operations
	12/16/2021	Stephen Bartzak	Maintenance & Toll Operations
	12/21/2021	Scott Sheldon	Maintenance & Toll Operations
Communicating Effectively 2.0	12/09/2021	Aminah El-Burki	Training & Employee Safety
Communication and Ethics 1.0	12/09/2021	William D. Wright	Executive Office
Communication and Social Skills - Resolving Conflict 1.0	12/15/2021	Aminah El-Burki	Training & Employee Safety
Conflict Management 2.0	12/15/2021	Aminah El-Burki	Training & Employee Safety
CPR Basics for Everyone - Adult and Child 1.0 (US)	12/21/2021	Joseph Mazak	Public Safety & Bridge Security
CPR/AED/First Aid - Hunterdon Healthcare**	12/06/2021	Christopher Kopach	Maintenance & Toll Operations

	12/06/2021	Crystal Coles	Maintenance & Toll Operations
	12/06/2021	Daniel Unangst	Maintenance & Toll Operations
	12/06/2021	Ernesto Minardi	Maintenance & Toll Operations
	12/06/2021	Francis Flynn III	Maintenance & Toll Operations
	12/06/2021	Matthew T Scerbo	Maintenance & Toll Operations
	12/13/2021	Cynthia Marlow	Maintenance & Toll Operations
	12/13/2021	David K Burd	Chief Administrative Officer Departments
	12/13/2021	Joanna Cruz	Chief Administrative Officer Departments
	12/13/2021	Kevin Cavanaugh	Finance
	12/13/2021	Martin J. Clark	Chief Administrative Officer Departments
	12/13/2021	Tammy Bunda	Finance
	12/13/2021	Brian Feller	Maintenance & Toll Operations
	12/13/2021	John Dyksen	Maintenance & Toll Operations
	12/13/2021	Maria Housby	Maintenance & Toll Operations
	12/13/2021	Scott Sheldon	Maintenance & Toll Operations
	12/13/2021	Travis Utter	Maintenance & Toll Operations
	12/13/2021	William J. Luscik	Maintenance & Toll Operations
Culture Series - Being an Ally 1.0	12/09/2021	William D. Wright	Executive Office
Dealing with Stressful People 1.0	12/09/2021	William D. Wright	Executive Office
Driver Safety Awareness 1.0 (US)	12/10/2021	William D. Wright	Executive Office
	12/21/2021	Joseph Mazak	Public Safety & Bridge Security
Employee Rights - Job Protection Rights in the U.S. 2.0	12/22/2021	William D. Wright	Executive Office
Employee Rights - Privacy 2.0	12/22/2021	William D. Wright	Executive Office
Excel 2013 Basic 1.0	12/10/2021	Kenneth O Terry	Public Safety & Bridge Security
	12/15/2021	Nadine Pasciullo	Engineering
Excellence in Customer Service 1.0	12/10/2021	Kenneth O Terry	Public Safety & Bridge Security
Expectancy Theory 1.0	12/14/2021	Kenneth O Terry	Public Safety & Bridge Security
Extrinsic and Intrinsic Rewards 1.0	12/14/2021	Kenneth O Terry	Public Safety & Bridge Security
F250 Patrol Truck Training**	12/02/2021	Jonathan Cheslock	Maintenance & Toll Operations
	12/02/2021	William Kresge	Maintenance & Toll Operations
	12/13/2021	Daniel J. Pagano Sr.	Maintenance & Toll Operations
	12/13/2021	Daniel Palmisano	Maintenance & Toll Operations
	12/13/2021	David Wiener	Maintenance & Toll Operations
	12/13/2021	Richard Porvaznik	Maintenance & Toll Operations
	12/13/2021	Wanda Jordine	Maintenance & Toll Operations
	12/23/2021	Amy Martinelli	Maintenance & Toll Operations
	12/23/2021	Anthony R Gordon	Maintenance & Toll Operations
	12/23/2021	Bruno C Hennings III	Maintenance & Toll Operations
	12/23/2021	Floyd W Southard Jr.	Maintenance & Toll Operations
	12/23/2021	Ryan Anthony Blackmon	Maintenance & Toll Operations
	12/23/2021	Sandra Ledner	Maintenance & Toll Operations
	12/23/2021	Steven Berman	Maintenance & Toll Operations
	12/23/2021	Susan Lobb	Maintenance & Toll Operations
Family Medical Leave Act for Managers 1.0 (US)	12/14/2021	Kenneth O Terry	Public Safety & Bridge Security
Feedback and Non-Verbal Communication 1.0	12/15/2021	Kenneth O Terry	Public Safety & Bridge Security
Fire Safety and Prevention 1.0 (US)	12/21/2021	Kenneth O Terry	Public Safety & Bridge Security
First Aid - Bleeding 1.0	12/21/2021	Kenneth O Terry	Public Safety & Bridge Security
First Aid - Primary Survey 1.0	12/21/2021	Kenneth O Terry	Public Safety & Bridge Security
First Aid - Secondary Survey 1.0	12/21/2021	Kenneth O Terry	Public Safety & Bridge Security
Five Steps to Problem-Solving and Diffusing Upset Customers 1.0	12/21/2021	Kenneth O Terry	Public Safety & Bridge Security
Five Tips for New Managers and Supervisors 1.0	12/22/2021	Kenneth O Terry	Public Safety & Bridge Security
Flagger Training Certification - PSATS**	12/02/2021	Joseph Mazak	Public Safety & Bridge Security
	12/08/2021	Steven Horvath	Public Safety & Bridge Security
	12/15/2021	Frank Kostolanci	Public Safety & Bridge Security
	12/15/2021	Tonya Mecsey	Public Safety & Bridge Security
	12/17/2021	Linda M Hewitt	Public Safety & Bridge Security
	12/21/2021	Joey Rogers	Public Safety & Bridge Security
Handling Conflict and Negotiation Ethically 1.0	12/15/2021	Joseph Mazak	Public Safety & Bridge Security
Handling Conflicts in Low-Value Relationships 1.0	12/15/2021	Joseph Mazak	Public Safety & Bridge Security
Identifying the Causes of Conflict 1.0	12/15/2021	Joseph Mazak	Public Safety & Bridge Security
Infant CPR Basics 1.0 (US)	12/21/2021	Joseph Mazak	Public Safety & Bridge Security
Italics, the Apostrophe, Dash, and Ellipses 1.0 (US)	12/10/2021	Nadine Pasciullo	Engineering
JOMA Plow Blade System Demo**	12/07/2021	Aaron M Schermerhorn	Maintenance & Toll Operations
	12/07/2021	James Gower	Maintenance & Toll Operations
	12/07/2021	John J Penrose	Maintenance & Toll Operations
	12/07/2021	John W Anderson IV	Maintenance & Toll Operations
	12/07/2021	LeVar Talley	Maintenance & Toll Operations
	12/07/2021	Michael Schermerhorn	Maintenance & Toll Operations
	12/07/2021	Nat Amato	Maintenance & Toll Operations
	12/07/2021	Robert Larsen	Maintenance & Toll Operations
	12/07/2021	Robert Varju	Maintenance & Toll Operations
	12/07/2021	Shaun Profy	Maintenance & Toll Operations
	12/07/2021	Stephen J Bosga	Maintenance & Toll Operations
Learner Welcome Course	12/02/2021	Tyler Ramsin	Chief Administrative Officer Departments
	12/08/2021	Nadine Pasciullo	Engineering
Managing Conflict in the Workplace 1.0	12/07/2021	Aminah El-Burki	Training & Employee Safety
Microsoft Office 365 for the Web (with Teams) - New Horizons**	12/20/2021	Justin Bowers	Engineering
Personal Protective Equipment (PPE) - TES**	12/21/2021	Stephanie Neumuller	Maintenance & Toll Operations
Toll Collector Orientation**	12/21/2021	Stephanie Neumuller	Maintenance & Toll Operations

Returning to the Office During the Covid-19 Pandemic	12/06/2021	Quiana Caro	Maintenance & Toll Operations
Snow Blower Safety - TBT**	12/07/2021	Ernest Rath	Maintenance & Toll Operations
	12/07/2021	Jamie Franks	Maintenance & Toll Operations
	12/07/2021	Kyle L Williams	Maintenance & Toll Operations
	12/07/2021	Leon Werkheiser Jr	Maintenance & Toll Operations
	12/07/2021	Matthew Stock	Maintenance & Toll Operations
	12/07/2021	Paul Wallace	Maintenance & Toll Operations
	12/07/2021	Steve Borger	Maintenance & Toll Operations
	12/07/2021	Taylor Perry	Maintenance & Toll Operations
	12/07/2021	Walter George	Maintenance & Toll Operations
	12/09/2021	Daniel Vander Berg	Maintenance & Toll Operations
	12/09/2021	John Cerra	Maintenance & Toll Operations
	12/09/2021	Matthew W Meeker	Maintenance & Toll Operations
	12/09/2021	Michael Curnkey	Maintenance & Toll Operations
	12/14/2021	Brian J Keith	Maintenance & Toll Operations
	12/14/2021	Daniel Steele	Maintenance & Toll Operations
	12/14/2021	Greg Lohrman	Maintenance & Toll Operations
	12/14/2021	Jared Rivera	Maintenance & Toll Operations
	12/14/2021	Jean-Philippe Michel	Maintenance & Toll Operations
	12/14/2021	John J Penrose	Maintenance & Toll Operations
	12/14/2021	Jordan H Purdy	Maintenance & Toll Operations
	12/14/2021	Mark Simonetta	Maintenance & Toll Operations
	12/14/2021	Matthew Gary	Maintenance & Toll Operations
	12/14/2021	Nat Amato	Maintenance & Toll Operations
	12/14/2021	Paul Panto	Maintenance & Toll Operations
	12/14/2021	Richard Kisselbach	Maintenance & Toll Operations
	12/14/2021	Robert Coates	Maintenance & Toll Operations
	12/14/2021	Robert Varju	Maintenance & Toll Operations
	12/14/2021	Stephen J Bosga	Maintenance & Toll Operations
	12/14/2021	Wayne R Stamets	Maintenance & Toll Operations
	12/14/2021	Wayne Villante	Maintenance & Toll Operations
	12/16/2021	Aaron M Schermerhorn	Maintenance & Toll Operations
	12/16/2021	Alexie Reyes	Maintenance & Toll Operations
	12/16/2021	Anthony Sassani	Maintenance & Toll Operations
	12/16/2021	Austin McCleery	Maintenance & Toll Operations
	12/16/2021	Charles Slack Jr. II	Maintenance & Toll Operations
	12/16/2021	Christopher A Jackson	Maintenance & Toll Operations
	12/16/2021	Donald Day	Maintenance & Toll Operations
	12/16/2021	George Farrell IV	Maintenance & Toll Operations
	12/16/2021	Harry W Fawkes Jr	Maintenance & Toll Operations
	12/16/2021	Jared Burd	Maintenance & Toll Operations
	12/16/2021	John W Anderson IV	Maintenance & Toll Operations
	12/16/2021	Joseph Ritts	Maintenance & Toll Operations
	12/16/2021	Kenneth Terry	Maintenance & Toll Operations
	12/16/2021	Manuel Rivera	Maintenance & Toll Operations
	12/16/2021	Matthew Satmary	Maintenance & Toll Operations
12/16/2021	Michael A Paleafico	Maintenance & Toll Operations	
12/16/2021	Michael Carosi	Maintenance & Toll Operations	
12/16/2021	Michael E Schermerhorn Jr.	Maintenance & Toll Operations	
12/16/2021	Nicholas Kapral	Maintenance & Toll Operations	
12/16/2021	Rayford Johnson II	Maintenance & Toll Operations	
12/16/2021	Richard C Hett	Maintenance & Toll Operations	
12/16/2021	Richard L. Fleming Jr.	Maintenance & Toll Operations	
12/16/2021	Robert Williamson	Maintenance & Toll Operations	
12/16/2021	Shaun Profy	Maintenance & Toll Operations	
12/16/2021	Stephen Bartzak	Maintenance & Toll Operations	
12/21/2021	Scott Sheldon	Maintenance & Toll Operations	
Thomas-Kilmann Conflict Model 1.0	12/15/2021	Joseph Mazak	Public Safety & Bridge Security
Toll Collector Orientation**	12/14/2021	Quiana Caro	Maintenance & Toll Operations
Traffic Control Coordinator Designation - CAIT Rutgers**	12/16/2021	Harald Simon	Maintenance & Toll Operations
	12/16/2021	Jordan H Purdy	Maintenance & Toll Operations
	12/16/2021	Mitchell Vance	Maintenance & Toll Operations
Understanding Conflict in the Workplace 1.0	12/15/2021	Joseph Mazak	Public Safety & Bridge Security
Why Emergency Preparedness Matters 1.0 (US)	12/21/2021	Joseph Mazak	Public Safety & Bridge Security
Win-Win Negotiations for Conflict Resolution 1.0	12/15/2021	Joseph Mazak	Public Safety & Bridge Security
COURSES TAUGHT IN DECEMBER: 58		# of Employees Trained: 113	