

DELAWARE RIVER
JOINT TOLL BRIDGE COMMISSION
MINUTES
MEETING OF DECEMBER 22, 2025

DELAWARE RIVER JOINT TOLL BRIDGE COMMISSION

MEMBERS OF THE COMMISSION

NEW JERSEY

HONORABLE ALADAR KOMJATHY

Chairman

HONORABLE MICHAEL B. LAVERY

HONORABLE WALTER ORCUTT

HONORABLE LORI CIESLA

HONORABLE YUKI MOORE LAURENTI

Treasurer

PENNSYLVANIA

HONORABLE PAMELA JANVEY

Vice Chair

HONORABLE DANIELLA YOUNG

HONORABLE ISMAIL A. SHAHID

HONORABLE DANIEL GRACE

HONORABLE JOHN D. CHRISTY

Secretary

DELAWARE RIVER JOINT TOLL BRIDGE COMMISSION

STANDING COMMITTEES

FINANCE, INSURANCE MANAGEMENT AND OPERATIONS

PENNSYLVANIA: Janvey*, Shahid

NEW JERSEY: Ciesla, Komjathy

PROJECTS, PROPERTY AND EQUIPMENT

PENNSYLVANIA: Christy, Young

NEW JERSEY: Lavery*, Orcutt

PROFESSIONAL SERVICES

PENNSYLVANIA: Christy*, Janvey

NEW JERSEY: Komjathy, Orcutt

PERSONNEL

PENNSYLVANIA: Young, Grace

NEW JERSEY: Laurenti, Komjathy*

AUDIT COMMITTEE

PENNSYLVANIA: Janvey, Shahid*

NEW JERSEY: Laurenti, Lavery

ADMINISTRATIVE COMMITTEE

PENNSYLVANIA: Grace, Shahid

NEW JERSEY: Ciesla, Laurenti*

Chairman and Vice Chair are Ex-Officio of All Committees

*Chairperson of Committee

DELAWARE RIVER JOINT TOLL BRIDGE COMMISSION
RECAPITULATION OF COMMITTEE MEMBERSHIP

Lavery	(1)	Projects, Property and Equipment (Chairperson)
	(2)	Audit Committee
Laurenti	(1)	Personnel
	(2)	Audit Committee
	(3)	Administrative Committee (Chairperson)
Orcutt	(1)	Projects, Property and Equipment
	(2)	Professional Services
Ciesla	(1)	Finance, Insurance Management Operations
	(2)	Administrative Committee
Komjathy	(1)	Ex-Officio of all Committees
	(2)	Finance, Insurance Management Operations
	(3)	Professional Services
	(4)	Personnel (Chairperson)
Janvey	(1)	Ex-Officio of all Committees
	(2)	Finance, Insurance Management and Operations (Chairperson)
	(3)	Audit Committee
	(4)	Professional Services
Grace	(1)	Administrative Committee
	(2)	Personnel Committee (Chairperson)
Christy	(1)	Projects, Property and Equipment
	(2)	Professional Services (Chairperson)
Young	(1)	Projects, Property and Equipment
	(2)	Personnel
Shahid	(1)	Finance, Insurance Management Operations
	(2)	Audit Committee (Chairperson)
	(3)	Administrative Committee

DELAWARE RIVER JOINT TOLL BRIDGE COMMISSION

PROFESSIONAL ASSOCIATES

CONSULTING ENGINEERS

PICKERING, CORTS & SUMMERSON, INC.
Newtown, Pennsylvania

GENERAL COUNSEL

ARCHER
Philadelphia, Pennsylvania

FLORIO, PERRUCCI, STEINHARDT & CAPPELLI
Phillipsburg, New Jersey

LABOR COUNSEL

STRADLEY, RONON
Philadelphia, Pennsylvania

CHISEA, SHAHINIAN & GIANTOMASI
West Orange, New Jersey

AUDITOR

MERCADIEN, P.C.
Hamilton, New Jersey

FINANCIAL ADVISOR

ACACIA FINANCIAL GROUP
Mt. Laurel, New Jersey

COMMUNICATIONS CONSULTANT

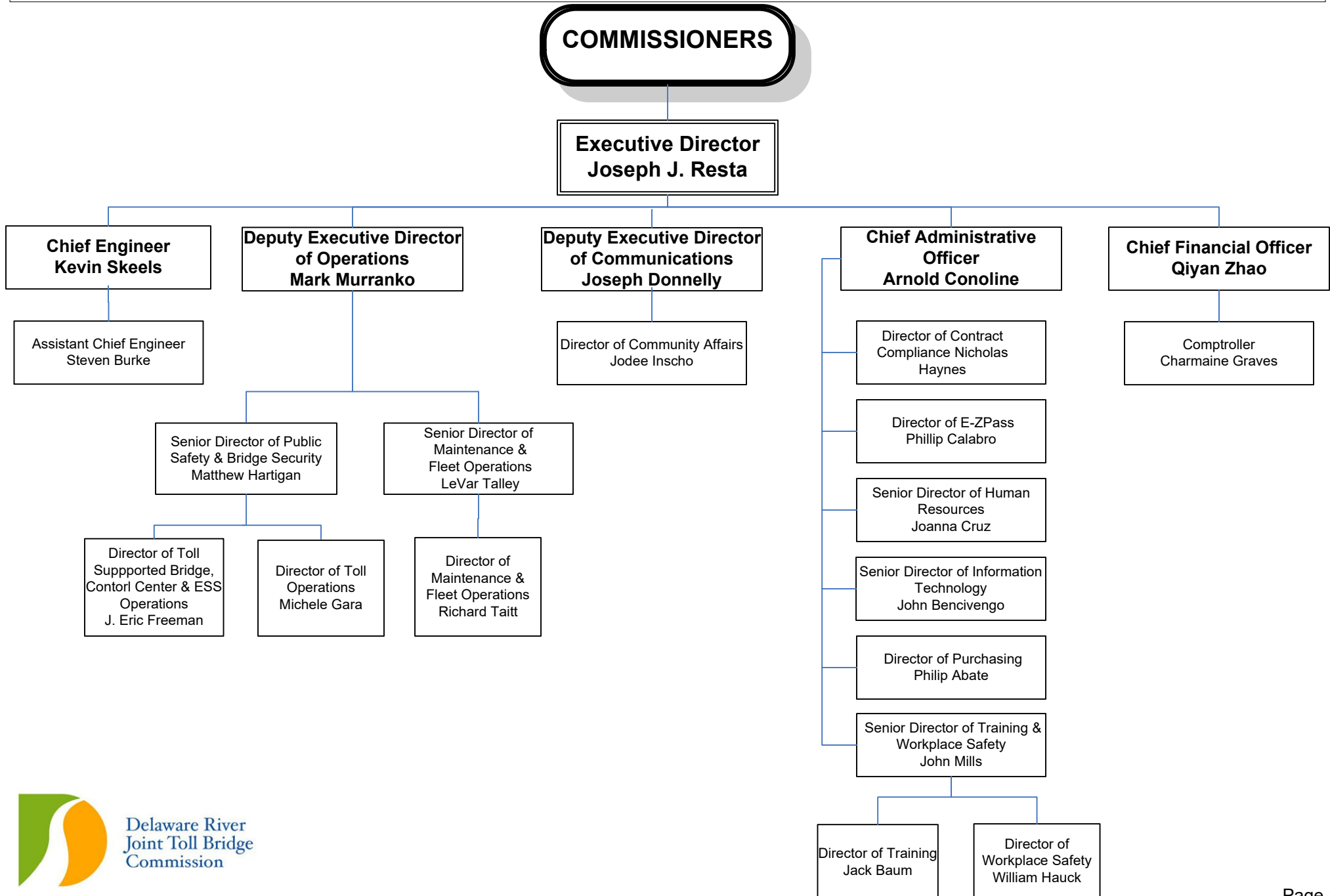
BELLEVUE COMMUNICATIONS
Philadelphia, Pennsylvania

INVESTMENT ADVISOR

STONERIDGE PMG ADVISORS, LLC
Radnor, Pennsylvania

DELAWARE RIVER JOINT TOLL BRIDGE COMMISSION

ORGANIZATION CHART



DELAWARE RIVER JOINT TOLL BRIDGE COMMISSION

Meeting of December 22, 2025

INDEX TO MINUTES

	PAGE
1. Call to Order.....	1
2. Appearances.....	1 - 2
3. Roll Call.....	2
4. Welcome Remarks of the Executive Director	2
5. Introduction of Comments from the Public.....	2
6. Executive Director’s Report.....	2 - 3
7. Approval of Minutes for Commission Meeting held November 24, 2025.....	3
8. Approval of Operations Report-Month of November 2025.....	3 - 4
9. Approval of the 2026 Operating Budget.....	4 - 5
10. Approval of the 2026-2027 Capital Plan.....	6
11. 2026 Bond Issue Reimbursement.....	6 - 7
12. Renewal of Property Insurance Policies.....	7 - 8
13. Renewal of Liability Insurance Policies.....	8 - 9
14. Workers’ Compensation Insurance Renewal Plan Year 12/31/2025-12/31/2026	9
15. Appointment of Andrew LaFord to Toll- Supported Bridge Monitor II, Central Region.....	10
16. Appointment of Shawn Bochini to Toll-Supported Bridge Monitor II, Central Region.....	10 - 11
17. Appointment of Gregory Dean to Toll-Supported Bridge Monitor II, Central Region.....	11

DELAWARE RIVER JOINT TOLL BRIDGE COMMISSION

Meeting of December 22, 2025

18. Appointment of Jeffrey Ellis to Toll-Supported Bridge Monitor II, Central Region.....	11 - 12
19. Appointment of Zach Vegh to Toll-Supported Bridge Monitor II, Central Region.....	12
20. Appointment of Nicholas Dinatale to Toll-Supported Bridge Monitor II, Central Region.....	12 - 13
21. Appointment of Thomas Holden to Toll-Supported Bridge Monitor II, Southern Region.....	13
22. Appointment of Michael Roberts to Control Center Monitor II.....	13 - 14
23. Transfer of Donald Kwasnicki to Control Center Monitor II.....	14
24. Promotion of Public Safety & Bridge Security Employee (1) Individual.....	14
25. Approval of Retirement Benefits, John Mills Sr. Director of Training and Employee Safety.....	15
26. Approve Payment of Invoices, Chiesa, Shahinian & Giantomasi, NJ Labor Counsel.....	16
27. Approve Payment of Invoices, Archer Law, PA General Counsel.....	16 - 17
28. Approve Payment of Invoices, Stradley Ronon, PA Labor Counsel.....	17
29. Approve Payment of Invoices, Florio, Perrucci, Steinhardt and Cappelli, NJ General Counsel	17 - 18
30. Invite Any Comments from the Public.....	18 - 20
31. Scheduling of the January 26, 2026 Meeting.....	20
32. Adjournment.....	20 - 21

DELAWARE RIVER JOINT TOLL BRIDGE COMMISSION
Meeting of December 22, 2025

CALL TO ORDER

The Regular Monthly Meeting of the Delaware River Joint Toll Bridge Commission was called to order at the Scudder Falls Administration Building via Microsoft Teams and in person on Monday, December 22, 2025, at 10:33 a.m. pursuant to notice properly forwarded to each member in compliance with the by-laws. Joseph J. Resta, Executive Director presided at this meeting.

APPEARANCES:

COMMISSION MEMBERS:

Hon. Aladar Komjathy (New Jersey)
Hon. Pamela Janvey (Pennsylvania)
Hon. Daniel Grace (Pennsylvania)
Hon. Yuki Moore Laurenti (New Jersey)
Hon. Lori Ciesla (New Jersey)
Hon. John Christy (Pennsylvania)
Hon. Michael Lavery (New Jersey)
Hon. Daniella Young (Pennsylvania)
Hon. Ismail Shahid (Pennsylvania) (Joined the meeting at 10:43am)
Hon. Walter Orcutt (New Jersey)

COMMISSION MEMBERS ABSENT:

COMMISSION COUNSEL:

Shelley Smith, Archer Law, Pennsylvania
Katy Fina, Florio, Perrucci, Steinhardt & Cappelli, New Jersey
Brian O’Neill, Chiesa, Shahinian & Giantomasi, New Jersey
Jonathan Bloom, Stradley Ronon, Pennsylvania

GOVERNORS’ REPRESENTATIVES:

Dorian Smith, NJ Governor’s Office
Anthony Luker, PA Governor’s Office

COMMISSION STAFF MEMBERS:

Joseph Resta, Executive Director
Arnold Conoline, Chief Administrative Officer
Kevin Skeels, Chief Engineer
Qiyen (Tracy) Zhao, Chief Financial Officer
Joseph Donnelly, Deputy Executive Director of Communications

DELAWARE RIVER JOINT TOLL BRIDGE COMMISSION
Meeting of December 22, 2025

Charmaine Graves, Comptroller
Charles Stracciolini, Program Manager of Technology
Mark Murranko, Deputy Executive Director of Operations
Jodee Inscho, Director of Community Affairs
Donna Tronolone, Administrative Generalist, Executive Office
Heather McConnell, Executive Administrative Generalist/Commissioner Liaison

PROFESSIONAL ASSOCIATES:

Alex Styer, Bellevue Associates

OTHERS:

Bill Kucas, Washington Crossing, PA.

ROLL CALL

Joseph Resta, Executive Director, in his capacity as Secretary for this Meeting called the roll, and at the conclusion thereof, reported that there was a quorum present-there being four members present from the Commonwealth of Pennsylvania and five members present from the State of New Jersey.

WELCOMING REMARKS OF THE EXECUTIVE DIRECTOR

Executive Director Resta welcomed those persons whose identities are set forth hereinabove under "Appearances".

INTRODUCE ANY COMMENTS FROM THE PUBLIC

Executive Director Resta addressed the meeting and said:

We welcome visitors to the meeting. With us this morning we have Mr. Bill Kucas from Washington Crossing. This is the portion of the meeting where we invite any comments on today's agenda from the public. Procedures for public comments are as follows: Speakers will be allowed one three-minute time period to provide comments. There will be no repeat speakers and no yielding time to another speaker. If you have comments that are not related to today's agenda, there is a portion for new business comments a little bit later on in the proceedings this morning. So, are there any comments on today's agenda? Thank you.

EXECUTIVE DIRECTOR'S REPORT

Good morning, commissioners, today's agenda includes our year-end resolutions that prepare us to operate into 2026. The collective of policies that make up our Business Insurance renewals have been prepared for your consideration today for an effective date of January 1st. The most impactful resolutions for consideration are in connection with the 2026 Operating Budget, and 2026-2027

DELAWARE RIVER JOINT TOLL BRIDGE COMMISSION
Meeting of December 22, 2025

Capital Plan. Commissioners and staff have been working for months on the budgets, we thank our commissioners for their unpaid service and ask for their support for these resolutions today.

As we look towards 2026, we anticipate many changes. On January 1st, the Commission's uniform toll increase goes into effect, providing funding for additional debt service for capital projects including interchange all-electronic toll conversions. The Commission encourages toll-by-plate customers to get E-ZPass, it saves money, helps the environment, and is safer and more convenient.

The currently in construction New Hope-Lambertville Toll Bridge AET Conversion is expected to be completed in 2026, along with the commencement of a similar project at the Trenton-Morrisville Toll Bridge. These projects, along with projects at the I-78, Easton-Phillipsburg, Portland-Columbia, Delaware Water Gap, and Milford-Montague Toll Bridges are expected to be accomplished over the next three years, along with the replacement of the in-lane electronic toll collection system.

Happy Holidays Commissioners, safe travels to all, this concludes my comments for today.

APPROVAL OF MINUTES FOR REGULAR COMMISSION MEETING NOVEMBER 24, 2025

R: 5326-12-25-ADM-01-12-25

Executive Director Resta addressed the meeting and requested the adoption of a Resolution approving the Minutes of the Commission Meeting held November 24, 2025.

At the conclusion of the review, Chairman Komjathy moved and Vice Chair Janvey seconded the adoption of the following Resolution:

"RESOLVED: by the Delaware River Joint Toll Bridge Commission at its Regular Meeting assembled this 22nd Day of December 2025 that the Minutes of the Regular Commission Meeting held on November 24, 2025, are hereby approved."

Executive Director Resta reported that there were five affirmative votes from New Jersey, and four affirmative votes from Pennsylvania.

Executive Director Resta then invited any further questions on the Resolution. No further questions were presented, and the Resolution was unanimously adopted.

APPROVAL OF OPERATIONS REPORT-MONTH OF NOVEMBER 2025

R: 5327-12-25-ADM-02-12-25

Executive Director Resta addressed the meeting and asked if there were any questions on any of the reports contained in the "Operations Report".

At the conclusion of the review, Vice Chair Janvey moved and Chairman Komjathy seconded the adoption of the following Resolution:

DELAWARE RIVER JOINT TOLL BRIDGE COMMISSION
Meeting of December 22, 2025

“**RESOLVED:** by the Delaware River Joint Toll Bridge Commission at its Regular Meeting assembled this 22nd Day of December 2025 that the Operations Report, which reflects Commission activity for the month of November 2025, is hereby approved.”

Executive Director Resta reported that there were five affirmative votes from New Jersey, and four affirmative votes from Pennsylvania.

Executive Director Resta then invited any further questions on the Resolution. No further questions were presented, and the Resolution was unanimously adopted.

APPROVAL OF THE 2026 OPERATING BUDGET

R: 5328-12-25-FIN-01-12-25

Executive Director Resta addressed the Meeting and asked the Commission Members, if, after their review, there were any questions.

At the conclusion of the review, Vice Chair Janvey moved and Chairman Komjathy seconded the adoption of the following Resolution:

“**RESOLVED:** that the Commission adopt the 2026 Operating Budget: and

“**WHEREAS,** the Final Draft of the 2026 Operating Budget was transmitted to the Commission Members prior to the conduct of this Meeting; and

“**WHEREAS,** the preparation of the Final Draft of the Operating Budget for 2026, as distributed to the Commission, was preceded by analysis of matters pertinent to such Budget; and

“**WHEREAS,** the Commission's Chairman, Aladar G. Komjathy, complied with the spirit, as well as the letter of the Commission's By-Laws, by appointing all of the Commission Members from both the State of New Jersey and the Commonwealth of Pennsylvania to serve as the Commission's 'Executive Committee' to review the 2026 Operating Budget: and

“**WHEREAS,** the Members of the Commission from the State of New Jersey, Yuki Moore Laurenti, Lori Ciesla, Michael B. Lavery, Walter Orcutt and Chairman Aladar G. Komjathy along with the Members from the Commonwealth of Pennsylvania, Daniel H. Grace, John D. Christy, Daniella Young, Ismail A. Shahid and Vice Chairwoman Pamela Janvey, have met the responsibilities while functioning as the Commission's 'Executive Committee' and have thoroughly reviewed the aforementioned Final Draft of the 2026 Operating Budget supported by narrative details and schedules contained therein, and have satisfied themselves that such Budget as presented contains all pertinent ramifications associated with the operations of the Commission for calendar year 2026; and

“**WHEREAS,** such Members of the Commission, while functioning as the 'Executive Committee,'

DELAWARE RIVER JOINT TOLL BRIDGE COMMISSION
Meeting of December 22, 2025

note and approve the 2026 Operating Budget in the amount of \$111,214,000 and in addition, state herein, for the public record, satisfaction that such Budget, in such amount is set forth in its entirety and supported in all respects, by the details which are attached to such Budget: and

“NOW THEREFORE, BE IT RESOLVED, by the Delaware River Joint Toll Bridge Commission, at its Regular Meeting assembled this 22nd day of December 2025, that it hereby approves the 2026 Operating Budget in the amount of \$111,214,000

“AND BE IT FURTHER RESOLVED, the arrangements detailed in the salary data supporting the 2026 Operating Budget, set forth by department the 2026 gross salaries previously approved by the Commission for each authorized employee, and provides the basis for the figures contained in the 2026 Operating Budget respectively entitled (a) ‘Regular Employee Salaries;’ (b) ‘Pension Contributions;’ (c) ‘FICA Contributions;’ (d) Regular Employee Health Care Benefits;’ and (e) ‘Life Insurance Benefits;’

“AND BE IT FURTHER RESOLVED that the adoption of the 2026 Operating Budget additionally authorizes its implementation, on behalf of the Commission, by the Executive Director, Joseph J. Resta, and such implementation is to be applicable and effective commencing January 1, 2026:

“AND BE IT FURTHER RESOLVED that the Commission identifies the Operating Fund as the source of funds required for any and all disbursements occasioned as an outgrowth of execution of the authorities contained herein.”

Executive Director Resta reported that there were four affirmative votes from New Jersey, and four affirmative votes from Pennsylvania.

Commissioner Ciesla has been recorded as casting a no vote on this resolution.

Chairman Komjathy addressed the meeting and said:

I would just like to make a quick comment here. I want to thank the staff, Executive Director Resta, Tracy and all the senior administrative staff for the numerous hours that were put in to prepare the budget. Many of the Commissioners sat through Tuesday afternoon calls for a couple months. I'm proud to say that the Commission operates, you know, very efficiently and every nickel, dime and quarter that comes through here is looked after. So, I just want to thank the staff for the wonderful job that they did.

Executive Director Resta addressed the meeting and said:

Thank you, sir.

Executive Director Resta then invited any further questions on the Resolution. No further questions were presented, and the Resolution was adopted.

DELAWARE RIVER JOINT TOLL BRIDGE COMMISSION
Meeting of December 22, 2025

APPROVAL OF 2026-2027 CAPITAL PLAN

R:5329-12-25-FIN-02-12-25

Executive Director Resta addressed the Meeting and asked the Commission Members, if, after their review, there were any questions.

At the conclusion of the review, Chairman Komjathy moved and Vice Chair Janvey seconded the adoption of the following Resolution:

“RESOLVED: by the Delaware River Joint Toll Bridge Commission at its Regular Meeting assembled this 22nd Day of December 2025, hereby adopts the 2026-2027 Capital Plan in the aggregate amount of \$337,260,488, and

“RESOLVED: The General Reserve Fund is identified as the source of funds required.”

Executive Director Resta reported that there were five affirmative votes from New Jersey, and four affirmative votes from Pennsylvania.

Executive Director Resta then invited any further questions on the Resolution. No further questions were presented, and the Resolution was unanimously adopted.

2026 BOND ISSUE REIMBURSEMENT

R:5330-12-25-FIN-03-12-25

Executive Director Resta addressed the Meeting and asked the Commission Members, if, after their review, there were any questions.

At the conclusion of the review, Commissioner Lavery moved and Commissioner Grace seconded the adoption of the following Resolution:

“WHEREAS, The Delaware River Joint Toll Bridge Commission (the **“Commission”**), is a bi-state agency created by a bi-state compact executed in December of 1934 between the Commonwealth of Pennsylvania and the State of New Jersey, and consented to by the Congress of the United States of America (the **“Compact”**); and

“WHEREAS, The Commission is authorized by the Compact to issue tax-exempt and/or taxable revenue bonds to pay costs of capital improvements included within the Commission’s capital plan, together with all necessary and incidental equipment, apparatus, structures and appurtenances and including all rights-of-way and easements and all personal property that is necessary or desirable for the efficient operation of such improvements, including, without limitation, all real and personal property and rights therein and any appurtenances that are necessary or useful and convenient therefor; and

“WHEREAS, by Resolution of the Board of Commissioners (the **“Board”**) of the Commission, the Board currently intends and reasonably expects that the Commission will issue tax-exempt

DELAWARE RIVER JOINT TOLL BRIDGE COMMISSION
Meeting of December 22, 2025

and/or taxable bonds to pay the costs of capital expenditures associated with its toll and toll supported bridges and other capital projects within the Commission’s capital plan (collectively, the “**Project**”) and to reimburse the Commission for the costs of such capital expenditures from proceeds of a future bond issue on a first-in, first-out basis; and

“**WHEREAS**, The Board of the Commission desires to declare the intent of the Commission to reimburse itself, from the proceeds of a future bond issue, for such prior expenditures described above.

“**NOW, THEREFORE, BE IT RESOLVED**, that the Board hereby declares its intent under Treasury Regulation § 1.150-2 to reimburse the Commission for capital expenditures from proceeds of a future bond issue, on a first-in, first-out basis, subject to the following conditions: 1. The maximum principal amount of bonds expected to be issued to finance the Project is \$185,000,000 2. Pending the issuance of such bonds, the Commission may pay costs of the Project with its own funds, which amounts may be reimbursed with the proceeds from the bonds, *provided* that: a. the bonds shall not be used to reimburse any expenditure paid more than sixty (60) days prior to the date hereof; and b. the reimbursement from the proceeds of the bonds shall be made not more than eighteen (18) months after the later of (i) the date the original expenditure was paid, or (ii) the date the Project is placed in service, but in no event more than three (3) years after the date of the original expenditure was paid; *provided further* that the limitations of this Paragraph 2 shall not apply to qualified “preliminary expenditures” (such as pre-construction architectural and engineering expenditures), to the extent permitted by Treasury Regulation § 1.150-2(f); and.

“**BE IT FURTHER RESOLVED**, By the Delaware River Joint Toll Bridge Commission at its Regular Meeting assembled this 22nd Day of December 2025, that Issuance of bonds shall be subject to (i) the adoption of a resolution by the Commission authorizing the incurrence thereof and (ii) the execution of documentation acceptable to the responsible officers of the Commission providing for payment of principal, interest, and redemption price of the bonds.”

Executive Director Resta reported that there were five affirmative votes from New Jersey, and four affirmative votes from Pennsylvania.

Executive Director Resta then invited any further questions on the Resolution. No further questions were presented, and the Resolution was unanimously adopted.

RENEWAL OF PROPERTY INSURANCE POLICIES

R: 5331-12-25-INS-01-12-25

Executive Director Resta addressed the Meeting and asked the Commission Members, if, after their review, there were any questions.

At the conclusion of the review, Commissioner Orcutt moved and Commissioner Christy seconded the adoption of the following Resolution:

DELAWARE RIVER JOINT TOLL BRIDGE COMMISSION
Meeting of December 22, 2025

“**RESOLVED:** by the Delaware River Joint Toll Bridge Commission at its Regular Meeting assembled this 22nd Day of December 2025, that the Commission authorizes the renewal of the following Property Insurance policies as recommended by Brown & Brown in their presentation dated December 17, 2025, for the term December 31, 2025 through December 31, 2026: Bridge Property (Primary and Excess) including Flood, Bridge Terrorism, Buildings and Contents, Contractors Equipment, Boiler and Machinery.

“**RESOLVED:** That the Commission authorizes the Executive Director to affect the renewal of the aforementioned Property insurance policies.”

Commissioner Ciesla addressed the meeting and said:

I need to abstain due to a conflict of interest with some of the policies.

Executive Director Resta addressed the meeting and said:

Thank you, Commissioner.

Executive Director Resta reported that there were four affirmative votes from New Jersey, and four affirmative votes from Pennsylvania.

Vice Chair Janvey addressed the meeting and said:

If I might. Brown and Brown, once again, amazed me with the good job they did. I was expecting a lot worse than this, so they did a great job.

Executive Director Resta addressed the meeting and said:

Thank you.

Executive Director Resta then invited any further questions on the Resolution. No further questions were presented, and the Resolution was adopted.

RENEWAL OF LIABILITY INSURANCE POLICIES

R: 5332-12-25-INS-02-12-25

Executive Director Resta addressed the Meeting and asked the Commission Members, if, after their review, there were any questions.

At the conclusion of the review, Commissioner Grace moved and Commissioner Laurenti seconded the adoption of the following Resolution:

“**RESOLVED:** by the Delaware River Joint Toll Bridge Commission at its Regular Meeting assembled this 22nd Day of December 2025, that the Commission authorizes the renewal of the following Liability insurance policies as recommended by Brown & Brown in their presentation

DELAWARE RIVER JOINT TOLL BRIDGE COMMISSION
Meeting of December 22, 2025

dated December 17, 2025 for the term December 31, 2025 through December 31, 2026: Directors & Officers/Employment Practices Liability, Fiduciary Liability, Cyber Liability, Crime, Professional Liability (A&E), General Liability, Commercial Auto Liability and Physical Damage, Umbrella/Excess Liability, Drone Liability

“RESOLVED: that the Commission authorizes the Executive Director to affect the renewal of the aforementioned Liability insurance policies.

Commissioner Ciesla addressed the meeting and said:

I have to abstain on this too, due to a conflict of interest with some of the policies.

Executive Director Resta addressed the meeting and said:

Thank you.

Executive Director Resta reported that there were four affirmative votes from New Jersey, and four affirmative votes from Pennsylvania.

Executive Director Resta then invited any further questions on the Resolution. No further questions were presented, and the Resolution was adopted.

Commissioner Shahid joined the meeting at 10:43am

WORKERS’ COMPENSATION INSURANCE RENEWAL PLAN YEAR 12/31/2025-12/31/2026

R: 5333-12-25-INS-03-12-25

Executive Director Resta addressed the Meeting and asked the Commission Members, if, after their review, there were any questions.

At the conclusion of the review, Commissioner Orcutt moved and Commissioner Young seconded the adoption of the following Resolution:

“RESOLVED: by the Delaware River Joint Toll Bridge Commission at its Regular Meeting assembled this 22nd Day of December 2025, that, as recommended by Brown & Brown, our broker for Workers’ Compensation coverage, the Commission authorizes the Executive Director to affect the purchase of Workers’ Compensation insurance coverage from Crum & Forster on a pre-funded large deductible program with cash collateral for policy year commencing December 31, 2025 to December 31, 2026.

Executive Director Resta reported that there were five affirmative votes from New Jersey, and five affirmative votes from Pennsylvania.

Executive Director Resta then invited any further questions on the Resolution. No further questions were presented, and the Resolution was unanimously adopted.

DELAWARE RIVER JOINT TOLL BRIDGE COMMISSION
Meeting of December 22, 2025

APPOINTMENT OF ANDREW LAFORD TO TOLL-SUPPORTED BRIDGE MONITOR II, CENTRAL REGION

R: 5334-12-25-PER-01-12-25

Executive Director Resta addressed the Meeting and asked the Commission Members, if, after their review, there were any questions.

At the conclusion of the review, Commissioner Lavery moved and Commissioner Grace seconded the adoption of the following Resolution:

“RESOLVED: by the Delaware River Joint Toll Bridge Commission at its Regular Meeting assembled this 22nd Day of December 2025, that Andrew LaFord be appointed to the position of Toll-Supported Bridge Monitor II, Central Region, in the Public Safety and Bridge Security Division. Compensation shall be set at \$48,000 per annum, which is the starting salary for the Toll-Supported Bridge Monitor II position in accordance with the Salary Table effective January 1, 2025. The appointment to be made pending satisfactory completion of the required personnel processing.”

Executive Director Resta reported that there were five affirmative votes from New Jersey, and five affirmative votes from Pennsylvania.

Executive Director Resta then invited any further questions on the Resolution. No further questions were presented, and the Resolution was unanimously adopted.

APPOINTMENT OF SHAWN BOCHINI TO TOLL-SUPPORTED BRIDGE MONITOR II, CENTRAL REGION

R: 5335-12-25-PER-02-12-25

Executive Director Resta addressed the Meeting and asked the Commission Members, if, after their review, there were any questions.

At the conclusion of the review, Commissioner Ciesla moved and Vice Chair Janvey seconded the adoption of the following Resolution:

“RESOLVED: by the Delaware River Joint Toll Bridge Commission at its Regular Meeting assembled this 22nd Day of December 2025, that Shawn Bochini be appointed to the position of Toll-Supported Bridge Monitor II, Central Region, in the Public Safety and Bridge Security Division. Compensation shall be set at \$48,000 per annum, which is the starting salary for the Toll-Supported Bridge Monitor II position in accordance with the Salary Table effective January 1, 2025. The appointment to be made pending satisfactory completion of the required personnel processing.”

Executive Director Resta reported that there were five affirmative votes from New Jersey, and five affirmative votes from Pennsylvania.

DELAWARE RIVER JOINT TOLL BRIDGE COMMISSION
Meeting of December 22, 2025

Executive Director Resta then invited any further questions on the Resolution. No further questions were presented, and the Resolution was unanimously adopted.

APPOINTMENT OF GREGORY DEAN TO TOLL-SUPPORTED BRIDGE MONITOR II, CENTRAL REGION

R: 5336-12-25-PER-03-12-25

Executive Director Resta addressed the Meeting and asked the Commission Members, if, after their review, there were any questions.

At the conclusion of the review, Chairman Komjathy moved and Commissioner Grace seconded the adoption of the following Resolution:

“RESOLVED: by the Delaware River Joint Toll Bridge Commission at its Regular Meeting assembled this 22nd Day of December 2025, that Gregory Dean be appointed to the position of Toll-Supported Bridge Monitor II, Central Region, in the Public Safety and Bridge Security Division. Compensation shall be set at \$48,000 per annum, which is the starting salary for the Toll-Supported Bridge Monitor II position in accordance with the Salary Table effective January 1, 2025. The appointment to be made pending satisfactory completion of the required personnel processing.”

Executive Director Resta reported that there were five affirmative votes from New Jersey, and five affirmative votes from Pennsylvania.

Executive Director Resta then invited any further questions on the Resolution. No further questions were presented, and the Resolution was unanimously adopted.

APPOINTMENT OF JEFFREY ELLIS TO TOLL-SUPPORTED BRIDGE MONITOR II, CENTRAL REGION

R: 5337-12-25-PER-04-12-25

Executive Director Resta addressed the Meeting and asked the Commission Members, if, after their review, there were any questions.

At the conclusion of the review, Commissioner Ciesla moved and Commissioner Young seconded the adoption of the following Resolution:

“RESOLVED: by the Delaware River Joint Toll Bridge Commission at its Regular Meeting assembled this 22nd Day of December 2025, that Jeffrey Ellis be appointed to the position of Toll-Supported Bridge Monitor II, Central Region, in the Public Safety and Bridge Security Division. Compensation shall be set at \$48,000 per annum, which is the starting salary for the Toll-Supported Bridge Monitor II position in accordance with the Salary Table effective January 1, 2025. The appointment to be made pending satisfactory completion of the required personnel processing.”

Executive Director Resta reported that there were five affirmative votes from New Jersey, and five affirmative votes from Pennsylvania.

DELAWARE RIVER JOINT TOLL BRIDGE COMMISSION
Meeting of December 22, 2025

Executive Director Resta then invited any further questions on the Resolution. No further questions were presented, and the Resolution was unanimously adopted.

APPOINTMENT OF ZACH VEGH TO TOLL-SUPPORTED BRIDGE MONITOR II, CENTRAL REGION

R: 5338-12-25-PER-05-12-25

Executive Director Resta addressed the Meeting and asked the Commission Members, if, after their review, there were any questions.

At the conclusion of the review, Vice Chair Janvey moved and Commissioner Laurenti seconded the adoption of the following Resolution:

“RESOLVED: by the Delaware River Joint Toll Bridge Commission at its Regular Meeting assembled this 22nd Day of December 2025, that Zach Vegh be appointed to the position of Toll-Supported Bridge Monitor II, Central Region, in the Public Safety and Bridge Security Division. Compensation shall be set at \$48,000 per annum, which is the starting salary for the Toll-Supported Bridge Monitor II position in accordance with the Salary Table effective January 1, 2025. The appointment to be made pending satisfactory completion of the required personnel processing.”

Executive Director Resta reported that there were five affirmative votes from New Jersey, and five affirmative votes from Pennsylvania.

Executive Director Resta then invited any further questions on the Resolution. No further questions were presented, and the Resolution was unanimously adopted.

APPOINTMENT OF NICHOLAS DINATALE TO TOLL-SUPPORTED BRIDGE MONITOR II, SOUTHERN REGION

R: 5339-12-25-PER-06-12-25

Executive Director Resta addressed the Meeting and asked the Commission Members, if, after their review, there were any questions.

At the conclusion of the review, Commissioner Grace moved and Commissioner Lavery seconded the adoption of the following Resolution:

“RESOLVED: by the Delaware River Joint Toll Bridge Commission at its Regular Meeting assembled this 22nd Day of December 2025, that Nicholas DiNatale be appointed to the position of Toll-Supported Bridge Monitor II, Southern Region, in the Public Safety and Bridge Security Division. Compensation shall be set at \$48,000 per annum, which is the starting salary for the Toll-Supported Bridge Monitor II position in accordance with the Salary Table effective January 1, 2025. The appointment to be made pending satisfactory completion of the required personnel processing.”

Executive Director Resta reported that there were five affirmative votes from New Jersey, and five affirmative votes from Pennsylvania.

DELAWARE RIVER JOINT TOLL BRIDGE COMMISSION
Meeting of December 22, 2025

Executive Director Resta then invited any further questions on the Resolution. No further questions were presented, and the Resolution was unanimously adopted.

APPOINTMENT OF THOMAS HOLDEN TO TOLL-SUPPORTED BRIDGE MONITOR II, SOUTHERN REGION

R: 5340-12-25-PER-07-12-25

Executive Director Resta addressed the Meeting and asked the Commission Members, if, after their review, there were any questions.

At the conclusion of the review, Commissioner Laurenti moved and Commissioner Grace seconded the adoption of the following Resolution:

“RESOLVED: by the Delaware River Joint Toll Bridge Commission at its Regular Meeting assembled this 22nd Day of December 2025, that Thomas Holden be appointed to the position of Toll-Supported Bridge Monitor II, Southern Region, in the Public Safety and Bridge Security Division. Compensation shall be set at \$48,000 per annum, which is the starting salary for the Toll-Supported Bridge Monitor II position in accordance with the Salary Table effective January 1, 2025. The appointment to be made pending satisfactory completion of the required personnel processing.”

Executive Director Resta reported that there were five affirmative votes from New Jersey, and five affirmative votes from Pennsylvania.

Executive Director Resta then invited any further questions on the Resolution. No further questions were presented, and the Resolution was unanimously adopted.

APPOINTMENT OF MICHAEL ROBERTS TO CONTROL CENTER MONITOR II

R: 5341-12-25-PER-08-12-25

Executive Director Resta addressed the Meeting and asked the Commission Members, if, after their review, there were any questions.

At the conclusion of the review, Commissioner Orcutt moved and Commissioner Christy seconded the adoption of the following Resolution:

“RESOLVED: by the Delaware River Joint Toll Bridge Commission at its Regular Meeting assembled this 22nd Day of December 2025, that Michael Roberts be appointed to the position of Control Center Monitor II, in the Public Safety and Bridge Security Division. Compensation shall be set at \$51,283, which is the starting salary for the Control Center Monitor II position in accordance with the Salary Table effective January 1, 2025. The appointment to be made pending satisfactory completion of the required personnel processing.”

Executive Director Resta reported that there were five affirmative votes from New Jersey, and five affirmative votes from Pennsylvania.

DELAWARE RIVER JOINT TOLL BRIDGE COMMISSION
Meeting of December 22, 2025

Executive Director Resta then invited any further questions on the Resolution. No further questions were presented, and the Resolution was unanimously adopted.

TRANSFER OF DONALD KWASNICKI TO CONTROL CENTER MONITOR II

R: 5342-12-25-PER-09-12-25

Executive Director Resta addressed the Meeting and asked the Commission Members, if, after their review, there were any questions.

At the conclusion of the review, Chairman Komjathy moved and Vice Chair Janvey seconded the adoption of the following Resolution:

“RESOLVED: by the Delaware River Joint Toll Bridge Commission at its Regular Meeting assembled this 22nd Day of December 2025, that Donald Kwasnicki be transferred to the position of Control Center Monitor II, in the Public Safety and Bridge Security Division. Compensation shall be set at \$51,283, which is the starting salary for the Control Center Monitor II position in accordance with the Salary Table effective January 1, 2025. The appointment to be made pending satisfactory completion of the required personnel processing.”

Executive Director Resta reported that there were five affirmative votes from New Jersey, and five affirmative votes from Pennsylvania.

Executive Director Resta then invited any further questions on the Resolution. No further questions were presented, and the Resolution was unanimously adopted.

PROMOTION OF PUBLIC SAFETY & BRIDGE SECURITY EMPLOYEE (1) INDIVIDUAL

R: 5343-12-25-PER-10-12-25

Executive Director Resta addressed the Meeting and asked the Commission Members, if, after their review, there were any questions.

At the conclusion of the review, Vice Chair Janvey moved and Commissioner Lavery seconded the adoption of the following Resolution:

“RESOLVED: by the Delaware River Joint Toll Bridge Commission at its Regular Meeting assembled this 22nd Day of December 2025, that the Commission authorizes the Executive Director to affect the promotion of the following employee, at the stated salary at the beginning of the pay period immediately following their position anniversary date, in accordance with established policy: Willie Figueroa SR Toll Supported Bridge Monitor I \$58,297.”

Executive Director Resta reported that there were five affirmative votes from New Jersey, and five affirmative votes from Pennsylvania.

Executive Director Resta then invited any further questions on the Resolution. No further questions were presented, and the Resolution was unanimously adopted.

DELAWARE RIVER JOINT TOLL BRIDGE COMMISSION
Meeting of December 22, 2025

APPROVAL OF RETIREMENT BENEFITS, JOHN MILLS, SR. DIRECTOR OF TRAINING AND EMPLOYEE SAFETY

R: 5344-12-25-PER-11-12-25

Executive Director Resta addressed the Meeting and asked the Commission Members, if, after their review, there were any questions.

Chairman Komjathy addressed the meeting and said:

I'll make the motion, and I want to wish Director Mills the best in his retirement. He started here with the state police, and then he was our liaison and now senior director of the training division. Best wishes to him in his retirement.

At the conclusion of the review, Chairman Komjathy moved and Commissioner Grace seconded the adoption of the following Resolution:

“RESOLVED: by the Delaware River Joint Toll Bridge Commission at its Regular Meeting assembled this 22nd Day of December 2025, that subject to applicable practices and procedures, the Commission approves the provision of retirement benefits to John Mills who is to retire on March 31, 2026.”

Executive Director Resta reported that there were five affirmative votes from New Jersey, and five affirmative votes from Pennsylvania.

Executive Director Resta then invited any further questions on the Resolution. No further questions were presented, and the Resolution was unanimously adopted.

APPROVAL OF RETIREMENT BENEFITS, ROBERT SAVELLI, TOLL-SUPPORTED BRIDGE MONITOR I

R: 5345-12-25-PER-12-12-25

Executive Director Resta addressed the Meeting and asked the Commission Members, if, after their review, there were any questions.

At the conclusion of the review, Commissioner Lavery moved and Commissioner Grace seconded the adoption of the following Resolution:

“RESOLVED: by the Delaware River Joint Toll Bridge Commission at its Regular Meeting assembled this 22nd Day of December 2025, that subject to applicable practices and procedures, the Commission approves the provision of retirement benefits to Robert Savelli who is to retire on March 2, 2026.”

Executive Director Resta reported that there were five affirmative votes from New Jersey, and five affirmative votes from Pennsylvania.

Executive Director Resta then invited any further questions on the Resolution. No further questions were presented, and the Resolution was unanimously adopted.

DELAWARE RIVER JOINT TOLL BRIDGE COMMISSION
Meeting of December 22, 2025

Executive Director Resta addressed the meeting and said:

The next item for today's consideration is ratification of payment to counsel at the Bridge Commission. We will recite all four of these and do one voice vote.

APPROVAL FOR PAYMENT OF INVOICES, CHIESA, SHAHINIAN & GIANTOMASI, NJ LABOR COUNSEL

R: 5346-12-25-ACCT-01-12-25

Executive Director Resta addressed the Meeting and asked the Commission Members, if, after their review, there were any questions.

At the conclusion of the review, Vice Chair Janvey moved and Chairman Komjathy seconded the adoption of the following Resolution:

“RESOLVED: by the Delaware River Joint Toll Bridge Commission at its Regular Meeting assembled this 22nd Day of December 2025, authorizes payment of invoice #657909 in the total amount due of \$2,975.00 for professional services rendered by Chiesa, Shahinian & Giantomasi, New Jersey Labor Counsel.

“RESOLVED: Identifying the Operating Fund as the source of funds required for any and all disbursements.”

Executive Director Resta reported that there were five affirmative votes from New Jersey, and five affirmative votes from Pennsylvania.

Executive Director Resta then invited any further questions on the Resolution. No further questions were presented, and the Resolution was unanimously adopted.

APPROVE PAYMENT OF INVOICES, ARCHER LAW, PA GENERAL COUNSEL

R: 5347-12-25-ACCT-02-12-25

Executive Director Resta addressed the Meeting and asked the Commission Members, if, after their review, there were any questions.

At the conclusion of the review, Vice Chair Janvey moved and Chairman Komjathy seconded the adoption of the following Resolution:

“RESOLVED: By the Delaware River Joint Toll Bridge Commission at its Regular Meeting assembled this 22nd Day of December 2025, authorizes payment of invoices #4373591, #4373592, #4373594, #4373593 and #4373594 in the total amount of \$2,325.00 for Professional Services Rendered by Archer Law, Pennsylvania General Counsel.

“RESOLVED: Identifying the Operating Fund as the source of funds required for any and all disbursements.”

DELAWARE RIVER JOINT TOLL BRIDGE COMMISSION
Meeting of December 22, 2025

Executive Director Resta reported that there were five affirmative votes from New Jersey, and five affirmative votes from Pennsylvania.

Executive Director Resta then invited any further questions on the Resolution. No further questions were presented, and the Resolution was unanimously adopted.

APPROVE PAYMENT OF INVOICES, STRADLEY RONON, PA LABOR COUNSEL

R: 5348-12-25-ACCT-03-12-25

Executive Director Resta addressed the Meeting and asked the Commission Members, if, after their review, there were any questions.

At the conclusion of the review, Vice Chair Janvey moved and Chairman Komjathy seconded the adoption of the following Resolution:

“RESOLVED: By the Delaware River Joint Toll Bridge Commission at its Regular Meeting assembled this 22nd Day of December 2025, authorizes payment of invoices # 25112631, and #25112632 in the total amount of \$6,220.00 for Professional Services Rendered by Stradley Ronon, PA Labor Counsel.

“RESOLVED: Identifying the Operating Fund as the source of funds required for any and all disbursements.”

Executive Director Resta reported that there were five affirmative votes from New Jersey, and five affirmative votes from Pennsylvania.

Executive Director Resta then invited any further questions on the Resolution. No further questions were presented, and the Resolution was unanimously adopted.

APPROVE PAYMENT OF INVOICES, FLORIO, PERRUCCI, STEINHARDT AND CAPPELLI, NJ GENERAL COUNSEL

R: 5349-12-25-ACCT-04-12-25

Executive Director Resta addressed the Meeting and asked the Commission Members, if, after their review, there were any questions.

At the conclusion of the review, Vice Chair Janvey moved and Chairman Komjathy seconded the adoption of the following Resolution:

“RESOLVED: By the Delaware River Joint Toll Bridge Commission at its Regular Meeting assembled this 22nd Day of December 2025, authorizes payment of invoices #656977, and #656331 in the total amount due of \$2,124.15 for Capital and Non-Capital Professional Services Rendered by Florio, Perrucci, Steinhardt and Cappelli, NJ Legal Counsel

“RESOLVED: Identifying the Operating Fund as the source of funds required for any and all disbursements.”

DELAWARE RIVER JOINT TOLL BRIDGE COMMISSION
Meeting of December 22, 2025

Executive Director Resta reported that there were five affirmative votes from New Jersey, and five affirmative votes from Pennsylvania.

Executive Director Resta then invited any further questions on the Resolution. No further questions were presented, and the Resolution was unanimously adopted.

INVITE ANY COMMENTS FROM THE PUBLIC

Executive Director Resta addressed the meeting and said:

This is the portion of the meeting where we invite any further new business comments from the public. Mr. Kucas, do you wish to make a statement?

Bill Kucas of Washington Crossing addressed the meeting and said:

Can I sit or stand?

Executive Director Resta addressed the meeting and said:

You can stand and come close.

Bill Kucas of Washington Crossing addressed the meeting and said:

I was just wondering what was happening with the old Washington Crossing Bridge. If there is any progress or changes made on that?

Executive Director Resta addressed the meeting and said:

We are in the midst of almost three-year NEPA process, so 2026, there is going to be a meeting with stakeholder group first and then public meetings would be after that. It would be probably towards the end of the first quarter of 2026.

Bill Kucas of Washington Crossing addressed the meeting and said:

So like maybe March?

Executive Director Resta addressed the meeting and said:

No. First quarter would be like maybe by March.

Bill Kucas of Washington Crossing addressed the meeting and said:

March or something like that. Is it leaning in any direction?

Executive Director Resta addressed the meeting and said:

No. This is an alternatives analysis.

DELAWARE RIVER JOINT TOLL BRIDGE COMMISSION
Meeting of December 22, 2025

Bill Kucas of Washington Crossing addressed the meeting and said:

Okay.

Executive Director Resta addressed the meeting and said:

And the alternatives, you know, there are I think five or six alternatives.

Bill Kucas of Washington Crossing addressed the meeting and said:

Cool. There will be like a summary that is posted on your website?

Executive Director Resta addressed the meeting and said:

Yes. There already is a website attached to the project and the alternatives analysis is up there.

Feel free to go to that.

Bill Kucas of Washington Crossing addressed the meeting and said:

It's up there already?

Executive Director Resta addressed the meeting and said:

Yes.

Bill Kucas of Washington Crossing addressed the meeting and said:

Thank you very much. Have a nice holiday.

Executive Director Resta addressed the meeting and said:

Okay. Thank you.

Vice Chair Janvey addressed the meeting and said:

I would just like to say, I can only speak -- well, Al and -- I think we both agree, we want to thank the Commissioners for everything they have done this year. We have been through a lot of interesting times, and everybody has come through, and I really do appreciate it. And I know Al does, too.

Chairman Komjathy addressed the meeting and said:

Well, I also -- the beginning of the year started with a whole shift change. We got a new board member on board. We did a toll increase, financing of the bonds and then plus our budget. We have had two major projects going on both Lambertville and Frenchtown both now successfully

DELAWARE RIVER JOINT TOLL BRIDGE COMMISSION
Meeting of December 22, 2025

done on time and under budget. So, a lot of that is due to the diligence of our fine employees.

Vice Chair Janvey addressed the meeting and said:

It's been a busy year. We have a great staff.

Chairman Komjathy addressed the meeting and said:

We are very lucky, and they work very hard. I know last week, especially with the snow that was somewhat a bigger storm than expected, but we got through it and there were no problems because our folks are well-trained, and I think we have a pretty good -- I know we have a very good work force here. So, again, I appreciate all your time and effort Commissioners put in. I know lots of times we come to these meetings a lot of the stuff is done on the other committee meetings and things that we have done, so I want to thank everybody for their efforts. Thank you very much. I wish you all happy holidays, merry Christmas, happy new year, happy Hanukkah. So, all of you, thank you again.

Executive Director Resta addressed the meeting and said:

Thank you.

SCHEDULING OF THE JANUARY 26, 2026 MEETING

Executive Director Resta addressed the Meeting and stated that the Commission's next meeting is scheduled to be held Monday, January 26, 2026.

This meeting will be called to Order at 10:30 a.m. at the Scudder Falls Administration Building, 1199 Woodside Road, Yardley, PA 19067.


Executive Director Resta assured the Commission Members that an "Official Notice of Meeting" would be forwarded to each and every Member of the Commission.

ADJOURNMENT

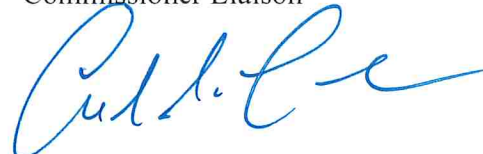
Chairman Komjathy then moved that the Meeting be adjourned, and Commissioner Grace seconded. The voice vote was unanimously affirmative, and the Meeting was adjourned at 10:58 a.m., Monday, December 22, 2025.

DELAWARE RIVER JOINT TOLL BRIDGE COMMISSION
Meeting of December 22, 2025

Prepared and submitted by:


HEATHER L. MCCONNELL
Executive Administrative Generalist/
Commissioner Liaison

Attested by:


ARNOLD J. CONOLINE
Assistant Secretary/Treasurer

Approved by:


JOSEPH J. RESTA
Executive Director

DELAWARE RIVER JOINT TOLL BRIDGE COMMISSION

Meeting of December 22, 2025

SUBJECT	DESCRIPTION	PAGE NUMBER
Accounting	Status of Cash Balances at November 30, 2025	1
Accounting	Status of Bond Retirement at November 30, 2025	2
Accounting	Status of Investments at November 30, 2025	3-6
Accounting	Status of Toll Traffic and Revenue & Toll Supported Traffic Month of November 2025 Compared with Month of November 2024	7-22
Accounting	Statistical Summary of Expenditures on Toll Bridges and Toll Supported Bridges Accounts for the Period November 1, 2025, through November 30, 2025	23-31
Accounting	Statement of Revenue and Expenses: Eleven Month Period ending November 30, 2025	32

DELAWARE RIVER JOINT TOLL BRIDGE COMMISSION

Meeting of December 22, 2025

There follows Cash Balances of the Commission at November 30, 2025 for the information and review of the Members:

COMMISSION CASH DEPOSITS

Wells Fargo Bank, N. A.

Revenue Fund	6,820,614
Payroll Fund	57,303
Insurance Clearing Account	750,000
TOTAL	\$ 7,627,917

CASH DEPOSIT GUARANTEES

Wells Fargo Bank PA ACT 72 FULL BALANCE

DELAWARE RIVER JOINT TOLL BRIDGE COMMISSION

Meeting of December 22, 2025

STATUS OF BRIDGE REVENUE BONDS AT November 30, 2025

Maturity	SERIES 2015			SERIES 2017			SERIES 2019A			SERIES 2019B			Total	
	Yield	Principal Amount	Maturities & Calls	Yield	Principal Amount	Maturities & Calls	Yield	Principal Amount	Maturities & Calls	Yield	Principal Amount	Maturities & Calls	Average Yield	Remaining Outstanding
7/1/2019	0	2,410,000	2,410,000											
7/1/2020	1.62%	2,540,000	2,540,000	1.00%	945,000	945,000	1.17%	505,000	505,000	1.17%	6,015,000	6,015,000		-
7/1/2021	1.86%	2,540,000	2,540,000	1.00%	875,000	875,000	1.20%	435,000	435,000	1.20%	5,945,000	5,945,000		-
7/1/2022	2.10%	2,695,000	2,695,000	1.81%	1,740,000	1,740,000	1.23%	455,000	455,000	1.23%	6,255,000	6,255,000		-
7/1/2023	2.34%	2,795,000	2,795,000	2.03%	1,865,000	1,865,000	1.25%	480,000	480,000	1.25%	6,565,000	6,565,000		-
7/1/2024	2.43%	2,935,000	2,935,000	2.31%	1,970,000	1,970,000	1.31%	8,015,000	8,015,000	1.31%	6,830,000	6,830,000		-
7/1/2025	2.55%	3,015,000	3,015,000	2.52%	1,070,000	1,070,000	1.40%	8,170,000	8,170,000	1.40%	7,195,000	7,195,000		-
7/1/2026	2.73%	3,180,000					1.49%	8,585,000		1.49%	7,515,000		1.69%	19,280,000
7/1/2027	3.10%	4,540,000		2.80%	20,000		1.59%	5,800,000		1.59%	7,880,000		1.97%	18,240,000
7/1/2028	3.28%	3,380,000		2.95%	35,000		1.69%	9,410,000		1.69%	8,300,000		1.95%	21,125,000
7/1/2029	3.04%	3,480,000	3,480,000	3.08%	8,380,000		1.77%	3,725,000		1.77%	8,670,000		2.30%	20,775,000
7/1/2030	3.10%	3,670,000	3,670,000	3.19%	8,845,000		1.85%	3,930,000		1.85%	9,045,000		2.39%	21,820,000
7/1/2031	3.14%	3,785,000	3,785,000	3.27%	10,765,000		1.91%	4,055,000		1.91%	9,520,000		2.51%	24,340,000
7/1/2032	3.55%	545,000		3.35%	14,735,000		1.97%	725,000		1.97%	9,995,000		2.79%	26,000,000
7/1/2033	3.56%	10,595,000		3.41%	15,715,000		2.09%	760,000					3.43%	27,070,000
7/1/2034	3.60%	11,020,000		3.47%	16,500,000		2.16%	800,000					3.48%	28,320,000
7/1/2035	3.64%	11,460,000		3.52%	17,325,000		2.21%	835,000					3.53%	29,620,000
7/1/2036	3.73%	11,920,000		3.56%	18,190,000		2.25%	880,000					3.59%	30,990,000
7/1/2037		N/A		3.59%	22,015,000		2.29%	925,000					3.54%	22,940,000
7/1/2038		N/A		3.64%	23,115,000		2.32%	970,000					3.59%	24,085,000
7/1/2039		N/A		3.64%	24,270,000		2.35%	1,020,000					3.59%	25,290,000
7/1/2040		N/A		3.64%	25,485,000		2.50%	1,070,000					3.59%	26,555,000
7/1/2041		N/A		3.64%	26,760,000		2.50%	1,125,000					3.59%	27,885,000
7/1/2042		N/A		3.64%	28,100,000		2.50%	1,180,000					3.59%	29,280,000
7/1/2043		N/A		3.69%	15,930,000		2.50%	1,240,000					3.60%	17,170,000
7/1/2043		N/A		4.04%	13,575,000								4.04%	13,575,000
7/1/2044		N/A		3.69%	16,590,000		2.50%	1,300,000					3.60%	17,890,000
7/1/2044		N/A		4.04%	14,255,000								4.04%	14,255,000
7/1/2045		N/A		3.69%	17,275,000		3.04%	1,365,000					3.64%	18,640,000
7/1/2045		N/A		4.04%	14,965,000								4.04%	14,965,000
7/1/2046		N/A		3.69%	17,990,000		3.04%	1,405,000					3.64%	19,395,000
7/1/2046		N/A		4.04%	15,715,000								4.04%	15,715,000
7/1/2047		N/A		3.69%	18,745,000		3.04%	1,450,000					3.64%	20,195,000
7/1/2047		N/A		4.04%	16,490,000								4.04%	16,490,000
7/1/2048							3.04%	1,490,000					3.04%	1,490,000
7/1/2049							3.04%	1,535,000					3.04%	1,535,000
		\$ 86,505,000	\$ 29,865,000		\$ 430,250,000	\$ 8,465,000		\$ 73,640,000	\$ 18,060,000		\$ 99,730,000	\$ 38,805,000		\$ 594,930,000



**Delaware River Joint TBC
Purchases Report
Sorted by Fund - Maturity Date
November 1, 2025 - November 30, 2025**

CUSIP	Investment #	Fund	Sec. Type	Issuer	Original Par Value	Purchase Date	Payment Periods	Principal Purchased	Accrued Interest at Purchase	Rate at Purchase	Maturity Date	YTM	Ending Book Value
General Reserve Fund													
3134HB7H8	11200	01GRF	FAC	FHLMC	3,000,000.00	11/20/2025	05/20 - 11/20	3,000,000.00		4.000	11/20/2030	4.000	3,000,000.00
3130B8MA7	11201	01GRF	FAC	FHLB	3,000,000.00	11/26/2025	05/26 - 11/26	3,000,000.00		3.900	11/26/2030	3.900	3,000,000.00
				Subtotal	6,000,000.00			6,000,000.00	0.00				6,000,000.00
				Total Purchases	6,000,000.00			6,000,000.00	0.00				6,000,000.00



**Delaware River Joint TBC
Investment Classification
Sorted by Fund - Maturity Date
November 30, 2025**

DRJTBC

CUSIP	Investment #	Fund	Issuer	Investment Class	Par Value	YTM	Maturity Date	Market Price	Market Date	Market Value	Book Value	Reported Value
Debt Service Fund												
38145C752	10113	01DSF	Goldman Sachs Ila Fed Port	Amort	82.74	2.990		100.000	11/30/2025	82.74	82.74	82.74
Subtotal					82.74	2.990				82.74	82.74	82.74
General Reserve Fund												
38145C752	10115	01GRF	Goldman Sachs Ila Fed Port	Amort	0.00			100.000	11/30/2025	0.00	0.00	0.00
PAINVEST	10050	01GRF	PA Invest	Amort	0.00			100.000	11/30/2025	0.00	0.00	0.00
PAINVEST	10462	01GRF	PA Invest	Amort	47,485,419.67	4.070		100.000	11/30/2025	47,485,419.67	47,485,419.67	47,485,419.67
49474E3Z4	10991	01GRF	King County Washington	Fair	560,000.00	4.364	12/01/2025	100.008	11/30/2025	560,048.94	560,000.00	560,048.94
05254JAA8	11004	01GRF	Aust & NZ Banking Group	Fair	3,000,000.00	4.777	12/08/2025	99.999	11/30/2025	2,999,994.00	3,000,166.34	2,999,994.00
592179KD6	11121	01GRF	METLIFE	Fair	2,000,000.00	5.135	01/06/2026	100.119	11/30/2025	2,002,396.00	1,999,742.61	2,002,396.00
592179KD6	11139	01GRF	METLIFE	Fair	2,000,000.00	4.486	01/06/2026	100.119	11/30/2025	2,002,396.00	2,000,950.30	2,002,396.00
742718BH1	11150	01GRF	Procter & Gamble CO	Fair	2,093,000.00	3.897	01/15/2026	100.258	11/30/2025	2,098,399.94	2,099,294.95	2,098,399.94
64966MYL7	10944	01GRF	City of New York	Fair	3,000,000.00	2.642	04/01/2026	99.841	11/30/2025	2,995,256.17	3,006,026.52	2,995,256.17
57629W6F2	11116	01GRF	Mass Mutual Global	Fair	2,250,000.00	5.350	04/10/2026	100.128	11/30/2025	2,252,891.25	2,243,567.21	2,252,891.25
57629W6F2	11120	01GRF	Mass Mutual Global	Fair	2,000,000.00	5.151	04/10/2026	100.128	11/30/2025	2,002,570.00	1,995,580.41	2,002,570.00
53943SED5	11199	01GRF	Lloyd Bank Corp	Fair	5,000,000.00	3.966	05/13/2026	98.177	11/30/2025	4,908,880.00	4,913,066.67	4,908,880.00
58989V2F0	11129	01GRF	Met Tower Global Fund	Fair	2,000,000.00	4.853	06/20/2026	100.755	11/30/2025	2,015,100.00	2,005,682.43	2,015,100.00
54438CYL0	10955	01GRF	Los Angeles CA Community	Fair	1,480,000.00	3.339	08/01/2026	98.295	11/30/2025	1,454,778.24	1,462,084.86	1,454,778.24
826200AD9	11141	01GRF	SIEMENS	Fair	2,500,000.00	4.364	08/17/2026	101.467	11/30/2025	2,536,690.00	2,529,658.10	2,536,690.00
91282CHY0	11041	01GRF	U.S. Treasury	Fair	1,000,000.00	4.911	09/15/2026	100.726	11/30/2025	1,007,265.62	997,909.66	1,007,265.62
06375M3Z6	11034	01GRF	Bank of Montreal	Fair	3,000,000.00	5.583	09/21/2026	99.617	11/30/2025	2,988,531.00	3,000,000.00	2,988,531.00
882724WT0	10915	01GRF	Texas Public Finance Authority	Fair	7,500,000.00	1.289	10/01/2026	100.862	11/30/2025	7,564,650.00	7,723,613.80	7,564,650.00
059189N55	11185	01GRF	City of Baltimore	Fair	910,000.00	4.024	10/15/2026	102.016	11/30/2025	928,346.41	924,879.79	928,346.41
771196CE0	11128	01GRF	ROCHE HLDGS INC	Fair	3,500,000.00	4.842	11/13/2026	101.151	11/30/2025	3,540,313.00	3,513,049.15	3,540,313.00
5253JAZ4	11142	01GRF	Aust & NZ Banking Group	Fair	3,000,000.00	4.255	01/18/2027	100.997	11/30/2025	3,029,919.00	3,015,716.68	3,029,919.00
64953BBM9	11127	01GRF	New York Life Global	Fair	2,000,000.00	4.837	04/02/2027	101.331	11/30/2025	2,026,630.00	2,001,487.53	2,026,630.00
29446MAE2	11097	01GRF	EQUINOR ASA	Fair	1,000,000.00	4.833	04/06/2027	99.120	11/30/2025	991,207.00	977,300.27	991,207.00
57629W4S6	11126	01GRF	Mass Mutual Global	Fair	3,000,000.00	4.867	04/09/2027	101.416	11/30/2025	3,042,501.00	3,008,650.91	3,042,501.00
64971MT44	11176	01GRF	NYC Transitional Fin Authority	Fair	2,000,000.00	4.310	05/01/2027	101.896	11/30/2025	2,037,938.38	2,025,430.14	2,037,938.38
74172WAJ5	11188	01GRF	Prince George County Rev	Fair	560,000.00	3.976	05/01/2027	100.151	11/30/2025	560,850.97	557,575.45	560,850.97
166764BX7	11073	01GRF	Chevron Corp	Fair	3,000,000.00	4.379	05/11/2027	97.550	11/30/2025	2,926,527.00	2,904,704.63	2,926,527.00
90327QD97	11124	01GRF	USAA CAP CORP	Fair	5,000,000.00	5.048	06/01/2027	102.090	11/30/2025	5,104,530.00	5,013,815.72	5,104,530.00

**Delaware River Joint TBC
Investment Classification
November 30, 2025**

CUSIP	Investment #	Fund	Issuer	Investment Class	Par Value	YTM	Maturity Date	Market Price	Market Date	Market Value	Book Value	Reported Value
General Reserve Fund												
649907XF4	11100	01GRF	New York State Dormitory Auth	Fair	1,000,000.00	5.049	07/01/2027	101.469	11/30/2025	1,014,694.85	997,970.71	1,014,694.85
3130B2WX9	11148	01GRF	Federal Home Loan Bank	Fair	3,000,000.00	3.666	10/01/2027	99.776	11/30/2025	2,993,295.00	3,000,000.00	2,993,295.00
3130B3JC8	11158	01GRF	Federal Home Loan Bank	Fair	1,500,000.00	4.310	10/22/2027	100.176	11/30/2025	1,502,647.50	1,500,000.00	1,502,647.50
40139LBG7	11098	01GRF	Guardian Life Global Funding	Fair	3,000,000.00	4.853	10/28/2027	102.829	11/30/2025	3,084,885.00	3,035,981.75	3,084,885.00
64966MGP8	11169	01GRF	City of New York	Fair	1,000,000.00	4.391	12/01/2027	99.137	11/30/2025	991,371.20	982,443.35	991,371.20
64952WEY5	11111	01GRF	New York Life Global	Fair	3,000,000.00	5.020	01/09/2028	101.849	11/30/2025	3,055,491.00	2,990,191.91	3,055,491.00
3130AYLF1	11094	01GRF	Federal Home Loan Bank	Fair	3,000,000.00	4.535	01/14/2028	100.068	11/30/2025	3,002,043.00	2,999,078.58	3,002,043.00
3136GA6V6	11162	01GRF	Federal National Mtg Assn	Fair	5,000,000.00	4.650	01/27/2028	100.112	11/30/2025	5,005,610.00	5,000,000.00	5,005,610.00
3130B4WZ0	11172	01GRF	Federal Home Loan Bank	Fair	5,000,000.00	4.550	02/18/2028	100.127	11/30/2025	5,006,380.00	5,000,000.00	5,006,380.00
3130B5HW1	11173	01GRF	Federal Home Loan Bank	Fair	1,610,000.00	4.280	03/13/2028	100.125	11/30/2025	1,612,012.50	1,610,000.00	1,612,012.50
3130B5LN6	11175	01GRF	Federal Home Loan Bank	Fair	4,000,000.00	4.300	03/24/2028	100.143	11/30/2025	4,005,728.00	4,000,000.00	4,005,728.00
13063DGC6	11040	01GRF	State of California	Fair	2,000,000.00	5.035	04/01/2028	99.775	11/30/2025	1,995,517.56	1,936,554.19	1,995,517.56
3134HBML2	11178	01GRF	Federal Home Loan Mtg Corp	Fair	2,000,000.00	4.248	04/24/2028	100.147	11/30/2025	2,002,946.00	2,000,000.00	2,002,946.00
637639AK1	11104	01GRF	National Securities Clearing	Fair	4,000,000.00	4.641	05/30/2028	102.472	11/30/2025	4,098,896.00	4,032,043.56	4,098,896.00
01266HFL8	11050	01GRF	Albemarle Cnty VA Economic	Fair	3,000,000.00	5.260	06/01/2028	100.700	11/30/2025	3,021,020.48	3,002,541.56	3,021,020.48
686053DR7	11171	01GRF	Oregon School Board Assn	Fair	2,289,489.48	4.283	06/30/2028	102.082	11/30/2025	2,337,165.40	2,319,432.01	2,337,165.40
898365AP6	11066	01GRF	Boston College	Fair	2,550,000.00	4.705	07/01/2028	101.957	11/30/2025	2,599,922.53	2,539,032.36	2,599,922.53
3136GAGW3	11180	01GRF	Federal National Mtg Assn	Fair	4,400,000.00	4.043	08/10/2028	100.209	11/30/2025	4,409,204.80	4,402,379.24	4,409,204.80
91282CJA0	11042	01GRF	U.S. Treasury	Fair	1,000,000.00	4.806	09/30/2028	103.031	11/30/2025	1,030,312.50	995,465.22	1,030,312.50
67080LAA3	11063	01GRF	Nuveen LLC	Fair	5,000,000.00	5.034	11/01/2028	99.834	11/30/2025	4,991,715.00	4,859,064.81	4,991,715.00
91282CJN2	11060	01GRF	U.S. Treasury	Fair	2,000,000.00	4.257	11/30/2028	102.468	11/30/2025	2,049,375.00	2,006,265.27	2,049,375.00
64952WFF5	11149	01GRF	New York Life Global	Fair	1,850,000.00	4.045	01/29/2029	101.912	11/30/2025	1,885,381.25	1,884,745.57	1,885,381.25
649902S53	11192	01GRF	New York State Dormitory Auth	Fair	4,000,000.00	4.248	02/15/2029	103.879	11/30/2025	4,155,169.59	4,164,012.13	4,155,169.59
3130B0KB4	11105	01GRF	Federal Home Loan Bank	Fair	3,000,000.00	5.000	03/20/2029	100.348	11/30/2025	3,010,455.00	3,000,000.00	3,010,455.00
95662NSL3	11154	01GRF	West Virginia Housing	Fair	510,000.00	4.207	05/01/2029	106.062	11/30/2025	540,920.89	538,146.31	540,920.89
3136GAK24	11183	01GRF	Federal National Mtg Assn	Fair	5,000,000.00	4.150	07/11/2029	100.289	11/30/2025	5,014,470.00	5,000,000.00	5,014,470.00
3130B2N43	11144	01GRF	Federal Home Loan Bank	Fair	4,000,000.00	4.000	09/10/2029	99.874	11/30/2025	3,994,976.00	4,000,000.00	3,994,976.00
3134HBEU1	11177	01GRF	Federal Home Loan Mtg Corp	Fair	3,083,000.00	4.119	09/19/2029	100.198	11/30/2025	3,089,104.34	3,091,520.83	3,089,104.34
95662NSM1	11155	01GRF	West Virginia Housing	Fair	505,000.00	4.800	11/01/2029	106.333	11/30/2025	536,982.20	535,710.82	536,982.20
3130B6DA1	11179	01GRF	Federal Home Loan Bank	Fair	3,000,000.00	4.150	05/07/2030	100.366	11/30/2025	3,010,992.00	3,000,000.00	3,010,992.00
57604TAC0	11194	01GRF	Commonwealth of	Fair	3,850,000.00	4.155	06/01/2030	103.101	11/30/2025	3,969,388.73	3,990,682.27	3,969,388.73
3130B6V60	11181	01GRF	Federal Home Loan Bank	Fair	5,000,000.00	4.570	07/08/2030	100.311	11/30/2025	5,015,560.00	5,000,000.00	5,015,560.00
3130B7G57	11186	01GRF	Federal Home Loan Bank	Fair	1,700,000.00	4.198	08/12/2030	100.032	11/30/2025	1,700,559.30	1,700,000.00	1,700,559.30
3136GANV7	11187	01GRF	Federal National Mtg Assn	Fair	3,830,000.00	4.116	08/19/2030	100.056	11/30/2025	3,832,171.61	3,827,287.26	3,832,171.61
3130B7LE2	11189	01GRF	Federal Home Loan Bank	Fair	5,000,000.00	4.000	09/09/2030	99.983	11/30/2025	4,999,160.00	5,000,000.00	4,999,160.00
3136GARY7	11193	01GRF	Federal National Mtg Assn	Fair	5,000,000.00	3.749	09/10/2030	99.406	11/30/2025	4,970,335.00	5,000,000.00	4,970,335.00

**Delaware River Joint TBC
Investment Classification
November 30, 2025**

CUSIP	Investment #	Fund	Issuer	Investment Class	Par Value	YTM	Maturity Date	Market Price	Market Date	Market Value	Book Value	Reported Value
General Reserve Fund												
3130B8AY8	11197	01GRF	Federal Home Loan Bank	Fair	2,500,000.00	3.740	09/20/2030	99.381	11/30/2025	2,484,542.50	2,500,000.00	2,484,542.50
3130B8AV4	11196	01GRF	Federal Home Loan Bank	Fair	2,500,000.00	3.800	10/15/2030	99.413	11/30/2025	2,485,347.50	2,500,000.00	2,485,347.50
3134HB7H8	11200	01GRF	Federal Home Loan Mtg Corp	Fair	3,000,000.00	4.000	11/20/2030	99.666	11/30/2025	2,990,004.00	3,000,000.00	2,990,004.00
3130B8MA7	11201	01GRF	Federal Home Loan Bank	Fair	3,000,000.00	3.900	11/26/2030	99.845	11/30/2025	2,995,350.00	3,000,000.00	2,995,350.00
				Subtotal	230,515,909.15	4.236				231,555,132.82	230,905,923.51	231,555,132.82
Operating Fund												
38145C752	10108	01OF	Goldman Sachs Ila Fed Port	Amort	376,342.66	2.990		100.000	11/30/2025	376,342.66	376,342.66	376,342.66
91282CJV4	11165	01OF	U.S. Treasury	Fair	8,645,000.00	4.272	01/31/2026	100.050	11/30/2025	8,649,390.02	8,644,667.74	8,649,390.02
				Subtotal	9,021,342.66	4.219				9,025,732.68	9,021,010.40	9,025,732.68
Reserve Maintenance Fund												
38145C752	10106	01RMF	Goldman Sachs Ila Fed Port	Amort	694,789.08	2.990		100.000	11/30/2025	694,789.08	694,789.08	694,789.08
91282CJV4	11166	01RMF	U.S. Treasury	Fair	15,962,000.00	4.272	01/31/2026	100.050	11/30/2025	15,970,105.66	15,961,386.53	15,970,105.66
				Subtotal	16,656,789.08	4.219				16,664,894.74	16,656,175.61	16,664,894.74
Scudder Falls Insurance Reserv												
38145C752	10506	01SFIR	Goldman Sachs Ila Fed Port	Amort	1,413,277.99	0.001		100.000	11/30/2025	1,413,277.99	1,413,277.99	1,413,277.99
				Subtotal	1,413,277.99	0.001				1,413,277.99	1,413,277.99	1,413,277.99
Debt Service Reserve Fund Comm												
38145C752	10994	06DSRF	Goldman Sachs Ila Fed Port	Amort	1,042,934.33	2.990		100.000	11/30/2025	1,042,934.33	1,042,934.33	1,042,934.33
91282CJV4	11164	06DSRF	U.S. Treasury	Fair	47,625,000.00	4.260	01/31/2026	100.050	11/30/2025	47,649,184.45	47,624,140.96	47,649,184.45
91282CJV4	11168	06DSRF	U.S. Treasury	Fair	1,017,000.00	4.257	01/31/2026	100.050	11/30/2025	1,017,516.44	1,016,986.54	1,017,516.44
				Subtotal	49,684,934.33	4.233				49,709,635.22	49,684,061.83	49,709,635.22
				Total	307,292,335.95	4.215				308,368,756.19	307,680,532.08	308,368,756.19

DELAWARE RIVER JOINT TOLL BRIDGE COMMISSION
Meeting of December 22, 2025
TOLL TRAFFIC AND REVENUE STATISTICS (November 2025)

Summary: The Commission recorded a decrease in total toll revenue for November 2025 in comparison to the November 2024 traffic and revenue statistics. Total toll traffic also reflected a slight decrease for the month. [It should be noted that the Commission eliminated cash toll collections at TM, I78, EP, and DWG at 11:00 PM on January 12, 2025. In addition, it should be noted that 2024 was a leap year].

Analysis of November 2025 / November 2024 toll revenue data comparison:

- Total toll revenue decreased by **\$689,121** or **4.18** percent at the Commission's eight toll bridges for the month of November.
- Commercial-vehicle toll revenue decreased \$592,635 or 5.47 percent.
- Passenger-vehicle toll revenue decreased \$96,486 or 1.70 percent.

Analysis of November 2025 / November 2024 traffic data comparison:

- Total toll traffic decreased by **5,044** vehicles, or **0.13** percent for the month.
- Commercial-vehicle traffic decreased by 36,977 vehicles, or 6.53 percent.
- Passenger-vehicle toll traffic increased by 31,933 vehicles, or 0.98 percent.
- Average daily toll traffic for the Commission's toll bridges for November 2025 was 127,459 total vehicles as compared to the 127,627 total vehicles recorded in November 2024, a decrease on average of 168 vehicles a day.
- Total recorded westbound traffic volume at the ten toll supported bridges for November 2025 increased by 49,552 vehicles, or 2.9 percent as compared to November 2024. Average daily westbound traffic on the toll supported bridges was 59,221 vehicles in November 2025 as compared to 57,569 vehicles in November 2024.

Traffic analysis for November 2025:

- Total toll traffic for the eight toll bridges is reflecting a 0.99 percent decrease through the first eleven months of 2025 as compared to the same eleven-month period of 2024.
- Westbound traffic on the ten toll supported bridges reflects a decrease of 2.5 percent for the first eleven months of 2025 when compared to 2024.

REGION REVIEW:

Southern Region

Total toll traffic at Trenton-Morrisville (TM) reflected a 1.83 percent increase for November 2025 when compared to November 2024 as the result of the increase of 17,735 cars and the decrease of 5,356 trucks. The Scudder Falls Bridge recorded a 0.24 percent decrease in total toll traffic for November 2025 compared to November 2024 due to an increase of 1,550 cars and a decrease of 3,192 trucks. At New Hope-Lambertville (NHL), a decrease of 8,040 cars combined with a decrease of 2,058 trucks resulted in a decrease of 6.80 percent in total toll traffic for November 2025 as compared to November 2024.

Central Region

The I-78 Toll Bridge recorded an increase of 2.89 percent in total toll traffic for the month of November 2025 when compared to November 2024 as the result of the increase of 41,226 cars and the decrease of 14,825 trucks. At the Easton-Phillipsburg (EP) Toll Bridge, the decrease of 2,497 passenger vehicles combined with the decrease of 5,487 trucks generated a 1.78 percent decrease in total toll traffic for November 2025 as compared to November 2024.

Northern Region

Portland-Columbia (PC) recorded a 0.60 percent increase in total toll traffic during November 2025 compared to November 2024 as the result of the decrease of 80 automobiles and the increase of 674 trucks. At the Delaware Water Gap (DWG) Toll Bridge, the decrease of 15,931 passenger vehicles combined with the decrease of 5,935 trucks generated a decrease of 2.82 percent in total toll traffic for November 2025 when compared to November 2024. At Milford-Montague (MM), decreases of 2,030 passenger vehicles and 798 trucks produced a 3.06 percent decrease in total toll traffic for the month of November 2025 as compared to November 2024.

E-ZPass Penetration Rates

The table below provides a comparison of the *E-ZPass* penetration rates for the Commission's eight (8) toll bridges for the months of November 2025 and November 2024, and the year-to-date periods ending November 30, 2025 and November 30, 2024.

		<i>E-ZPass</i> PENETRATION RATES					
		NOV. 2025	NOV. 2024	Change in Monthly Percentage	YTD 2025	YTD 2024	Change in YTD Percentage
All Toll Bridges	Cars	88.09	84.77	3.32	87.03	84.78	2.25
	Trucks	91.91	88.18	3.73	88.49	88.01	0.48
	Total	88.62	85.27	3.35	87.25	85.27	1.98
Trenton - Morrisville	Cars	88.00	83.65	4.35	86.71	83.79	2.92
	Trucks	91.17	87.71	3.46	86.55	86.24	0.31
	Total	88.29	84.06	4.23	86.70	84.04	2.66
Scudder Falls	Cars	92.68	91.83	0.85	91.98	91.94	0.04
	Trucks	92.62	89.97	2.65	89.96	89.70	0.26
	Total	92.67	91.74	0.93	91.88	91.83	0.05
New Hope - Lambertville	Cars	94.45	93.14	1.31	93.66	92.97	0.69
	Trucks	93.54	89.69	3.85	90.28	89.86	0.42
	Total	94.39	92.85	1.54	93.36	92.71	0.65
I-78	Cars	85.62	80.85	4.77	84.18	81.07	3.11
	Trucks	92.57	88.77	3.80	89.22	88.80	0.42
	Total	87.51	83.19	4.32	85.67	83.40	2.27
Easton - Phillipsburg	Cars	88.52	85.64	2.88	88.39	86.17	2.22
	Trucks	91.43	84.50	6.93	87.94	85.55	2.39
	Total	88.71	85.56	3.15	88.35	86.12	2.23
Portland - Columbia	Cars	88.34	88.10	0.24	88.04	86.17	1.87
	Trucks	91.05	86.95	4.10	88.00	87.92	0.08
	Total	88.67	87.97	0.70	88.03	86.37	1.66
Delaware Water Gap	Cars	84.35	79.46	4.89	82.74	79.78	2.96
	Trucks	90.84	87.65	3.19	87.70	87.43	0.27
	Total	85.45	80.87	4.58	83.63	81.10	2.53
Milford - Montague	Cars	89.54	87.95	1.59	87.64	85.36	2.28
	Trucks	91.79	88.30	3.49	85.90	85.03	0.87
	Total	89.61	87.96	1.65	87.57	85.35	2.22

Starting 11pm on January 12th, 2025, the Commission ceased cash toll collections at TM, I-78, EP and DWG, and completed soft AET conversions at all toll bridges.

DELAWARE RIVER JOINT TOLL BRIDGE COMMISSION
ALL TOLL BRIDGES
COMPARATIVE STATEMENT OF TOLL TRAFFIC AND REVENUE

NOVEMBER 2025

JANUARY 1, 2024 NOVEMBER 30, 2024 335 DAYS		JANUARY 1, 2025 NOVEMBER 30, 2025 334 DAYS		VEHICLE CLASS	MONTH OF NOVEMBER 2025 30 DAYS		MONTH OF NOVEMBER 2024 30 DAYS	
NUMBER OF VEHICLES	TOTAL REVENUE	NUMBER OF VEHICLES	TOTAL REVENUE		NUMBER OF VEHICLES	TOTAL REVENUE	NUMBER OF VEHICLES	TOTAL REVENUE
36,465,120	\$ 63,511,596.20	36,102,160	\$ 61,800,449.75	Passenger	3,294,589	\$ 5,583,259.50	3,262,656	\$ 5,688,592.90
-	(321,626.25)		(454,075.50)	Discounts *	-	(15,832.50)	-	(24,679.50)
36,465,120	\$ 63,189,969.95	36,102,160	\$ 61,346,374.25	TOTAL PASSENGER	3,294,589	\$ 5,567,427.00	3,262,656	\$ 5,663,913.40
1,300,162	11,887,142.30	1,291,662	11,760,392.95	2-Axle Trucks	93,915	854,028.00	112,609	1,029,196.00
453,902	6,209,623.50	446,305	6,101,166.00	3-Axle Trucks	38,924	530,235.00	41,690	570,598.50
492,109	8,997,444.00	450,496	8,228,688.00	4-Axle Trucks	38,737	703,044.00	41,096	751,276.00
4,137,311	94,237,212.50	4,133,302	94,145,052.50	5-Axle Trucks	348,985	7,921,360.00	361,913	8,242,217.50
98,683	2,679,402.00	99,279	2,695,833.00	6-Axle Trucks	8,395	226,470.00	8,512	230,901.00
5,017	166,995.50	3,136	106,913.50	7-Axle Trucks	234	7,888.50	347	11,471.00
6,487,184	\$ 124,177,819.80	6,424,180	\$ 123,038,045.95	TOTAL TRUCKS	529,190	\$ 10,243,025.50	566,167	\$ 10,835,660.00
42,952,304	\$ 187,367,789.75	42,526,340	\$ 184,384,420.20	TOTAL TOLL VEHICLES	3,823,779	\$ 15,810,452.50	3,828,823	\$ 16,499,573.40
128,216	\$ 559,306.84	127,324	\$ 552,049.16	DAILY AVERAGE	127,459	\$ 527,015.08	127,627	\$ 549,985.78
YTD Rate Change				MTD Rate Change Traffic				
Traffic (toll)		-0.99%		Traffic (toll)		-0.13%		
Autos		-1.00%		Autos		0.98%		
Trucks		-0.97%		Trucks		-6.53%		
Revenue		-1.59%		Revenue		-4.18%		
Autos		-2.92%		Autos		-1.70%		
Trucks		-0.92%		Trucks		-5.47%		

* "Discounts" The Commuter Discount was eliminated effective January 1st, 2024. The commuter discount reported in the January 2024 Comparatives represented the discounts issued for trips made in December 2023. "Discounts" now represents adjustments for employee and Commission vehicle non-revenue crossings.

NOTE: On January 12, 2025 at 11:00 PM the Commission eliminated Cash Toll collections at TM, I78, EP, and DWG.
NOTE: 2024 was a Leap Year

DELAWARE RIVER JOINT TOLL BRIDGE COMMISSION
TRENTON - MORRISVILLE TOLL BRIDGE
COMPARATIVE STATEMENT OF TOLL TRAFFIC AND REVENUE

NOVEMBER 2025

JANUARY 1, 2024 NOVEMBER 30, 2024 335 DAYS		JANUARY 1, 2025 NOVEMBER 30, 2025 334 DAYS		MONTH OF NOVEMBER 2025 30 DAYS		MONTH OF NOVEMBER 2024 30 DAYS		
NUMBER OF VEHICLES	TOTAL REVENUE	NUMBER OF VEHICLES	TOTAL REVENUE	VEHICLE CLASS	NUMBER OF VEHICLES	TOTAL REVENUE	NUMBER OF VEHICLES	TOTAL REVENUE
6,769,639	\$ 11,868,540.25 (45,975.75)	6,935,786	\$ 11,889,794.00 (95,131.50)	Passenger Discounts *	626,710	\$ 1,062,145.50 (4,195.00)	608,975	\$ 1,070,642.00 (2,813.00)
6,769,639	\$ 11,822,564.50	6,935,786	\$ 11,794,662.50	TOTAL PASSENGER	626,710	\$ 1,057,950.50	608,975	\$ 1,067,829.00
254,518	2,323,992.00	244,633	2,229,987.00	2-Axle Trucks	18,249	166,027.00	22,386	204,439.00
126,928	1,736,613.00	116,164	1,589,662.50	3-Axle Trucks	9,798	133,320.00	11,452	156,469.50
106,311	1,946,728.00	88,464	1,616,000.00	4-Axle Trucks	8,225	148,878.00	7,874	143,540.00
293,178	6,701,725.00	317,678	7,266,092.50	5-Axle Trucks	25,874	588,800.00	25,610	584,232.50
8,097	221,640.00	9,022	246,087.00	6-Axle Trucks	745	20,100.00	804	21,867.00
2,234	71,337.00	168	5,456.50	7-Axle Trucks	17	549.50	138	4,361.00
791,266	\$ 13,002,035.00	776,129	\$ 12,953,285.50	TOTAL TRUCKS	62,908	\$ 1,057,674.50	68,264	\$ 1,114,909.00
7,560,905	\$ 24,824,599.50	7,711,915	\$ 24,747,948.00	TOTAL TOLL VEHICLES	689,618	\$ 2,115,625.00	677,239	\$ 2,182,738.00
22,570	\$ 74,103.28	23,090	\$ 74,095.65	DAILY AVERAGE	22,987	\$ 70,520.83	22,575	\$ 72,757.93
Rate Change				Rate Change				
Traffic (toll)		2.00%		Traffic (toll)		1.83%		
Autos		2.45%		Autos		2.91%		
Trucks		-1.91%		Trucks		-7.85%		
Revenue		-0.31%		Revenue		-3.07%		
Autos		-0.24%		Autos		-0.93%		
Trucks		-0.37%		Trucks		-5.13%		

DELAWARE RIVER JOINT TOLL BRIDGE COMMISSION
 SCUDDER FALLS TOLL BRIDGE
 COMPARATIVE STATEMENT OF TOLL TRAFFIC AND REVENUE

NOVEMBER 2025

JANUARY 1, 2024 NOVEMBER 30, 2024 335 DAYS		JANUARY 1, 2025 NOVEMBER 30, 2025 334 DAYS		MONTH OF NOVEMBER 2025 30 DAYS		MONTH OF NOVEMBER 2024 30 DAYS		
NUMBER OF VEHICLES	TOTAL REVENUE	NUMBER OF VEHICLES	TOTAL REVENUE	VEHICLE CLASS	NUMBER OF VEHICLES	TOTAL REVENUE	NUMBER OF VEHICLES	TOTAL REVENUE
7,002,297	\$ 11,388,591.70 (49,307.29)	7,087,314	\$ 11,551,290.25 (38,603.50)	Passenger Discounts *	641,862	\$ 1,039,229.50 (1,411.00)	640,312	\$ 1,044,160.40 (2,902.00)
7,002,297	\$ 11,339,284.41	7,087,314	\$ 11,512,686.75	TOTAL PASSENGER	641,862	1,037,818.50	640,312	\$ 1,041,258.40
189,616	1,723,394.30	192,726	1,751,626.95	2-Axle Trucks	13,662	123,903.00	16,850	153,100.00
34,288	466,567.50	34,732	472,687.50	3-Axle Trucks	2,896	39,400.50	2,940	40,099.50
25,393	464,064.00	28,210	515,744.00	4-Axle Trucks	2,323	42,322.00	2,232	40,812.00
126,844	2,891,535.00	133,849	3,047,990.00	5-Axle Trucks	11,353	257,485.00	11,429	260,355.00
2,133	58,200.00	2,213	60,324.00	6-Axle Trucks	178	4,848.00	158	4,296.00
220	7,584.00	196	6,714.50	7-Axle Trucks	21	713.00	16	555.50
378,494	\$ 5,611,344.80	391,926	\$ 5,855,086.95	TOTAL TRUCKS	30,433	\$ 468,671.50	33,625	\$ 499,218.00
7,380,791	\$ 16,950,629.21	7,479,240	\$ 17,367,773.70	TOTAL TOLL VEHICLES	672,295	\$ 1,506,490.00	673,937	\$ 1,540,476.40
22,032	\$ 50,598.89	22,393	\$ 51,999.32	DAILY AVERAGE	22,410	\$ 50,216.33	22,465	\$ 51,349.21
Rate Change				Rate Change				
Traffic (toll)		1.33%		Traffic (toll)		-0.24%		
Autos		1.21%		Autos		0.24%		
Trucks		3.55%		Trucks		-9.49%		
Revenue		2.46%		Revenue		-2.21%		
Autos		1.53%		Autos		-0.33%		
Trucks		4.34%		Trucks		-6.12%		

DELAWARE RIVER JOINT TOLL BRIDGE COMMISSION
 NEW HOPE - LAMBERTVILLE TOLL BRIDGE
 COMPARATIVE STATEMENT OF TOLL TRAFFIC AND REVENUE

NOVEMBER 2025

JANUARY 1, 2024 NOVEMBER 30, 2024 335 DAYS		JANUARY 1, 2025 NOVEMBER 30, 2025 334 DAYS		MONTH OF NOVEMBER 2025 30 DAYS		MONTH OF NOVEMBER 2024 30 DAYS		
NUMBER OF VEHICLES	TOTAL REVENUE	NUMBER OF VEHICLES	TOTAL REVENUE	VEHICLE CLASS	NUMBER OF VEHICLES	TOTAL REVENUE	NUMBER OF VEHICLES	TOTAL REVENUE
1,425,133	\$ 2,318,266.25 (29,532.58)	1,409,920	\$ 2,281,120.50 (65,408.50)	Passenger Discounts *	128,179	\$ 204,818.00 (2,755.00)	136,219	\$ 221,213.75 (2,565.50)
1,425,133	\$ 2,288,733.67	1,409,920	\$ 2,215,712.00	TOTAL PASSENGER	128,179	\$ 202,063.00	136,219	\$ 218,648.25
62,668	570,139.00	67,727	590,303.00	2-Axle Trucks	4,733	42,638.00	6,432	58,546.00
13,093	178,303.50	14,771	201,154.50	3-Axle Trucks	1,288	17,527.50	1,240	16,836.00
9,512	174,336.00	10,038	183,728.00	4-Axle Trucks	743	13,480.00	795	14,560.00
42,379	963,300.00	40,142	913,792.50	5-Axle Trucks	3,183	72,120.00	3,555	80,827.50
3,385	91,935.00	3,550	96,486.00	6-Axle Trucks	291	7,869.00	275	7,464.00
37	1,190.00	33	1,067.50	7-Axle Trucks	5	157.50	4	126.00
131,074	\$ 1,979,203.50	136,261	\$ 1,986,531.50	TOTAL TRUCKS	10,243	\$ 153,792.00	12,301	\$ 178,359.50
1,556,207	\$ 4,267,937.17	1,546,181	\$ 4,202,243.50	TOTAL TOLL VEHICLES	138,422	\$ 355,855.00	148,520	\$ 397,007.75
4,645	\$ 12,740.11	4,629	\$ 12,581.57	DAILY AVERAGE	4,614	\$ 11,861.83	4,951	\$ 13,233.59
Rate Change				Rate Change				
Traffic (toll)		-0.64%		Traffic (toll)		-6.80%		
Autos		-1.07%		Autos		-5.90%		
Trucks		3.96%		Trucks		-16.73%		
Revenue		-1.54%		Revenue		-10.37%		
Autos		-3.19%		Autos		-7.59%		
Trucks		0.37%		Trucks		-13.77%		

DELAWARE RIVER JOINT TOLL BRIDGE COMMISSION
 178 TOLL BRIDGE
 COMPARATIVE STATEMENT OF TOLL TRAFFIC AND REVENUE

NOVEMBER 2025

JANUARY 1, 2024 NOVEMBER 30, 2024 335 DAYS		JANUARY 1, 2025 NOVEMBER 30, 2025 334 DAYS		MONTH OF NOVEMBER 2025 30 DAYS		MONTH OF NOVEMBER 2024 30 DAYS		
NUMBER OF VEHICLES	TOTAL REVENUE	NUMBER OF VEHICLES	TOTAL REVENUE	VEHICLE CLASS	NUMBER OF VEHICLES	TOTAL REVENUE	NUMBER OF VEHICLES	TOTAL REVENUE
7,168,919	\$ 12,930,757.50 (25,995.40)	7,373,059	\$ 12,980,585.75 (35,120.00)	Passenger Discounts *	685,542	\$ 1,191,035.00 (892.00)	644,316	\$ 1,165,043.75 (899.00)
7,168,919	\$ 12,904,762.10	7,373,059	\$ 12,945,465.75	TOTAL PASSENGER	685,542	\$ 1,190,143.00	644,316	\$ 1,164,144.75
335,678	3,077,647.00	338,664	3,098,850.00	2-Axle Trucks	25,108	229,079.00	27,784	254,691.00
146,424	2,002,873.50	149,761	2,046,751.50	3-Axle Trucks	13,153	179,329.50	14,389	197,001.00
206,084	3,763,134.00	186,738	3,405,740.00	4-Axle Trucks	16,487	299,294.00	18,604	340,056.00
2,346,834	53,410,307.50	2,364,256	53,798,300.00	5-Axle Trucks	196,490	4,454,912.50	204,700	4,658,542.50
55,121	1,494,906.00	52,360	1,420,320.00	6-Axle Trucks	4,107	110,460.00	4,701	127,431.00
1,531	51,604.00	1,768	60,039.00	7-Axle Trucks	119	4,010.50	111	3,736.00
3,091,672	\$ 63,800,472.00	3,093,547	\$ 63,830,000.50	TOTAL TRUCKS	255,464	\$ 5,277,085.50	270,289	\$ 5,581,457.50
10,260,591	\$ 76,705,234.10	10,466,606	\$ 76,775,466.25	TOTAL TOLL VEHICLES	941,006	\$ 6,467,228.50	914,605	\$ 6,745,602.25
30,629	\$ 228,970.85	31,337	\$ 229,866.67	DAILY AVERAGE	31,367	\$ 215,574.28	30,487	\$ 224,853.41
Rate Change				Rate Change				
Traffic (toll)		2.01%		Traffic (toll)		2.89%		
Autos		2.85%		Autos		6.40%		
Trucks		0.06%		Trucks		-5.48%		
Revenue		0.09%		Revenue		-4.13%		
Autos		0.32%		Autos		2.23%		
Trucks		0.05%		Trucks		-5.45%		

DELAWARE RIVER JOINT TOLL BRIDGE COMMISSION
 EASTON - PHILLIPSBURG TOLL BRIDGE
 COMPARATIVE STATEMENT OF TOLL TRAFFIC AND REVENUE

NOVEMBER 2025

JANUARY 1, 2024 NOVEMBER 30, 2024 335 DAYS		JANUARY 1, 2025 NOVEMBER 30, 2025 334 DAYS		MONTH OF NOVEMBER 2025 30 DAYS		MONTH OF NOVEMBER 2024 30 DAYS		
NUMBER OF VEHICLES	TOTAL REVENUE	NUMBER OF VEHICLES	TOTAL REVENUE	VEHICLE CLASS	NUMBER OF VEHICLES	TOTAL REVENUE	NUMBER OF VEHICLES	TOTAL REVENUE
4,524,732	\$ 7,779,372.75 (38,746.76)	4,572,539	\$ 7,725,446.75 (69,588.50)	Passenger Discounts *	412,776	\$ 695,801.75 (1,838.50)	415,273	\$ 717,860.50 (2,826.50)
4,524,732	\$ 7,740,625.99	4,572,539	\$ 7,655,858.25	TOTAL PASSENGER	412,776	\$ 693,963.25	415,273	\$ 715,034.00
131,515	1,203,768.00	140,410	1,279,566.00	2-Axle Trucks	9,560	86,749.00	11,907	109,088.00
36,093	496,531.50	37,880	519,873.00	3-Axle Trucks	3,120	42,727.50	3,494	48,226.50
31,996	584,560.00	27,744	505,404.00	4-Axle Trucks	2,032	36,640.00	2,464	45,124.00
162,602	3,712,192.50	171,906	3,919,657.50	5-Axle Trucks	12,845	292,027.50	15,140	345,850.00
1,770	48,315.00	2,307	63,117.00	6-Axle Trucks	142	3,900.00	183	4,983.00
39	1,256.50	52	1,666.00	7-Axle Trucks	5	157.50	3	94.50
364,015	\$ 6,046,623.50	380,299	\$ 6,289,283.50	TOTAL TRUCKS	27,704	\$ 462,201.50	33,191	\$ 553,366.00
4,888,747	\$ 13,787,249.49	4,952,838	\$ 13,945,141.75	TOTAL TOLL VEHICLES	440,480	\$ 1,156,164.75	448,464	\$ 1,268,400.00
14,593	\$ 41,155.97	14,829	\$ 41,751.92	DAILY AVERAGE	14,683	\$ 38,538.83	14,949	\$ 42,280.00
Rate Change				Rate Change				
Traffic (toll)		1.31%		Traffic (toll)		-1.78%		
Autos		1.06%		Autos		-0.60%		
Trucks		4.47%		Trucks		-16.53%		
Revenue		1.15%		Revenue		-8.85%		
Autos		-1.10%		Autos		-2.95%		
Trucks		4.01%		Trucks		-16.47%		

DELAWARE RIVER JOINT TOLL BRIDGE COMMISSION

PORTLAND - COLUMBIA TOLL BRIDGE

COMPARATIVE STATEMENT OF TOLL TRAFFIC AND REVENUE

NOVEMBER 2025

JANUARY 1, 2024 NOVEMBER 30, 2024 335 DAYS		JANUARY 1, 2025 NOVEMBER 30, 2025 334 DAYS		VEHICLE CLASS	MONTH OF NOVEMBER 2025 30 DAYS		MONTH OF NOVEMBER 2024 30 DAYS	
NUMBER OF VEHICLES	TOTAL REVENUE	NUMBER OF VEHICLES	TOTAL REVENUE		NUMBER OF VEHICLES	TOTAL REVENUE	NUMBER OF VEHICLES	TOTAL REVENUE
1,085,722	\$ 1,876,288.25	953,990	\$ 1,626,835.00	Passenger	87,622	\$ 148,745.00	87,702	\$ 148,848.50
	(44,038.36)		(43,438.00)	Discounts *		(1,330.00)		(4,556.00)
1,085,722	\$ 1,832,249.89	953,990	\$ 1,583,397.00	TOTAL PASSENGER	87,622	\$ 147,415.00	87,702	\$ 144,292.50
34,157	311,098.00	29,674	269,742.00	2-Axle Trucks	2,173	19,800.00	2,950	26,828.00
12,864	176,190.00	13,584	185,485.50	3-Axle Trucks	1,439	19,498.50	1,001	13,714.50
43,213	790,590.00	44,752	820,962.00	4-Axle Trucks	4,142	75,552.00	3,223	59,258.00
45,216	1,028,602.50	45,005	1,022,390.00	5-Axle Trucks	4,086	92,565.00	4,009	91,265.00
363	9,951.00	536	14,604.00	6-Axle Trucks	42	1,149.00	27	741.00
10	322.00	13	409.50	7-Axle Trucks	2	63.00		
135,823	\$ 2,316,753.50	133,564	\$ 2,313,593.00	TOTAL TRUCKS	11,884	\$ 208,627.50	11,210	\$ 191,806.50
1,221,545	\$ 4,149,003.39	1,087,554	\$ 3,896,990.00	TOTAL TOLL VEHICLES	99,506	\$ 356,042.50	98,912	\$ 336,099.00
3,646	\$ 12,385.08	3,256	\$ 11,667.63	DAILY AVERAGE	3,317	\$ 11,868.08	3,297	\$ 11,203.30
Rate Change					Rate Change			
Traffic (toll)		-10.97%			Traffic (toll)		0.60%	
Autos		-12.13%			Autos		-0.09%	
Trucks		-1.66%			Trucks		6.01%	
Revenue		-6.07%			Revenue		5.93%	
Autos		-13.58%			Autos		2.16%	
Trucks		-0.14%			Trucks		8.77%	

DELAWARE RIVER JOINT TOLL BRIDGE COMMISSION
DELAWARE WATER GAP TOLL BRIDGE
COMPARATIVE STATEMENT OF TOLL TRAFFIC AND REVENUE

NOVEMBER 2025

JANUARY 1, 2024 NOVEMBER 30, 2024 335 DAYS		JANUARY 1, 2025 NOVEMBER 30, 2025 334 DAYS		MONTH OF NOVEMBER 2025 30 DAYS		MONTH OF NOVEMBER 2024 30 DAYS		
NUMBER OF VEHICLES	TOTAL REVENUE	NUMBER OF VEHICLES	TOTAL REVENUE	VEHICLE CLASS	NUMBER OF VEHICLES	TOTAL REVENUE	NUMBER OF VEHICLES	TOTAL REVENUE
7,403,681	\$ 13,459,149.50	6,739,440	\$ 11,979,284.25	Passenger	625,218	\$ 1,095,612.50	641,149	\$ 1,169,576.50
	(44,709.25)		(48,036.00)	Discounts *		(1,556.00)	-	(2,783.00)
7,403,681	\$ 13,414,440.25	6,739,440	\$ 11,931,248.25	TOTAL PASSENGER	625,218	\$ 1,094,056.50	641,149	\$ 1,166,793.50
261,756	2,400,605.00	249,496	2,281,689.00	2-Axle Trucks	18,563	168,894.00	21,669	198,582.00
80,572	1,102,320.00	75,792	1,035,690.00	3-Axle Trucks	7,016	95,505.00	6,979	95,560.50
67,330	1,232,064.00	61,827	1,130,760.00	4-Axle Trucks	4,608	83,622.00	5,770	105,430.00
1,113,147	25,367,245.00	1,052,910	24,004,525.00	5-Axle Trucks	94,568	2,150,167.50	96,802	2,205,910.00
27,461	744,858.00	29,012	787,305.00	6-Axle Trucks	2,873	77,682.00	2,334	63,300.00
937	33,397.50	874	30,549.00	7-Axle Trucks	65	2,237.50	74	2,563.00
1,551,203	\$ 30,880,489.50	1,469,911	\$ 29,270,518.00	TOTAL TRUCKS	127,693	\$ 2,578,108.00	133,628	\$ 2,671,345.50
8,954,884	\$ 44,294,929.75	8,209,351	\$ 41,201,766.25	TOTAL TOLL VEHICLES	752,911	\$ 3,672,164.50	774,777	\$ 3,838,139.00
26,731	\$ 132,223.67	24,579	\$ 123,358.58	DAILY AVERAGE	25,097	\$ 122,405.48	25,826	\$ 127,937.97
Rate Change				Rate Change				
Traffic (toll)		-8.33%		Traffic (toll)		-2.82%		
Autos		-8.97%		Autos		-2.48%		
Trucks		-5.24%		Trucks		-4.44%		
Revenue		-6.98%		Revenue		-4.32%		
Autos		-11.06%		Autos		-6.23%		
Trucks		-5.21%		Trucks		-3.49%		

Note: Multiple sinkholes along Interstate 80 near Wharton, NJ, about 35 miles east of the Delaware Water Gap Toll Bridge, forced a full shutdown of the highway in both directions starting March 19, 2025. Repairs were fully completed and all westbound lanes reopened on June 14, 2025.

DELAWARE RIVER JOINT TOLL BRIDGE COMMISSION
MILFORD - MONTAGUE TOLL BRIDGE
COMPARATIVE STATEMENT OF TOLL TRAFFIC AND REVENUE

NOVEMBER 2025

JANUARY 1, 2024 NOVEMBER 30, 2024 335 DAYS		JANUARY 1, 2025 NOVEMBER 30, 2025 334 DAYS		MONTH OF NOVEMBER 2025 30 DAYS		MONTH OF NOVEMBER 2024 30 DAYS		
NUMBER OF VEHICLES	TOTAL REVENUE	NUMBER OF VEHICLES	TOTAL REVENUE	VEHICLE CLASS	NUMBER OF VEHICLES	TOTAL REVENUE	NUMBER OF VEHICLES	TOTAL REVENUE
1,084,997	\$ 1,890,630.00 (43,320.86)	1,030,112	\$ 1,766,093.25 (58,749.50)	Passenger Discounts *	86,680	\$ 145,872.25 (1,855.00)	88,710	\$ 151,247.50 (5,334.50)
1,084,997	\$ 1,847,309.14	1,030,112	\$ 1,707,343.75	TOTAL PASSENGER	86,680	\$ 144,017.25	88,710	\$ 145,913.00
30,254	276,499.00	28,332	258,629.00	2-Axle Trucks	1,867	16,938.00	2,631	23,922.00
3,640	50,224.50	3,621	49,861.50	3-Axle Trucks	214	2,926.50	195	2,691.00
2,270	41,968.00	2,723	50,350.00	4-Axle Trucks	177	3,256.00	134	2,496.00
7,111	162,305.00	7,556	172,305.00	5-Axle Trucks	586	13,282.50	668	15,235.00
353	9,597.00	279	7,590.00	6-Axle Trucks	17	462.00	30	819.00
9	304.50	32	1,011.50	7-Axle Trucks			1	35.00
43,637	\$ 540,898.00	42,543	\$ 539,747.00	TOTAL TRUCKS	2,861	\$ 36,865.00	3,659	\$ 45,198.00
1,128,634	\$ 2,388,207.14	1,072,655	\$ 2,247,090.75	TOTAL TOLL VEHICLES	89,541	\$ 180,882.25	92,369	\$ 191,111.00
3,369	\$ 7,128.98	3,212	\$ 6,727.82	DAILY AVERAGE	2,985	\$ 6,029.41	3,079	\$ 6,370.37
Rate Change				Rate Change				
Traffic (toll)		-4.96%		Traffic (toll)		-3.06%		
Autos		-5.06%		Autos		-2.29%		
Trucks		-2.51%		Trucks		-21.81%		
Revenue		-5.91%		Revenue		-5.35%		
Autos		-7.58%		Autos		-1.30%		
Trucks		-0.21%		Trucks		-18.44%		



Delaware River Joint Toll Bridge Commission Toll Supported Bridge - Westbound Traffic Counts November 2025

Bridge	Westbound Volume					
	November 2025	November 2024	% Change	YTD 2025	YTD 2024	% Change
Lower Trenton	438,309	437,544	0.2%	4,925,874	5,087,320	-3.2%
Calhoun Street ¹	307,308	314,865	-2.4%	3,541,590	3,426,401	3.4%
Washington Crossing	134,641	129,153	4.2%	1,478,298	1,439,419	2.7%
New Hope-Lambertville ²	148,883	123,395	20.7%	1,540,248	1,929,597	-20.2%
Centre Bridge-Stockton	90,247	81,553	10.7%	1,033,026	863,079	19.7%
Uhlerstown-Frenchtown ³	104,722	95,202	10.0%	206,167	943,250	-78.1%
Upper Black Eddy-Milford ^{3,4}	56,467	59,109	-4.5%	830,142	571,280	45.3%
Riegelsville	50,432	48,305	4.4%	573,623	546,056	5.0%
Northampton Street	370,981	367,804	0.9%	4,203,509	4,150,396	1.3%
Riverton-Belvidere	74,636	70,144	6.4%	842,469	719,720	17.1%
Total	1,776,626	1,727,074	2.9%	19,174,946	19,676,518	-2.5%

NOTES:

- In 2024, traffic counter was recalibrated several times to get more accurate counts. Construction by NJDOT on US Route 29 in New Jersey had lane closures into December 2024, which may have affected counts. Traffic counts will continue to be monitored monthly.
- In October 2024, eastbound traffic was still detoured over the US Route 202 NH-L TB, under Contract No. TS-694A NH-L TSB Rehabilitation. In October 2024, the traffic counter was reconfigured to count WB traffic only, under Contract No. TS-694A NH-L TSB Rehabilitation. On February 14, 2025, the eastbound traffic detour was removed and the bridge was reopened to two-way traffic. On Monday, March 3, 2025, the traffic counter was reconfigured for two-way traffic. Periodic work under Contract No. TS-694A NH-L TSB Rehabilitation continued into November 2025. Construction under Contract No. T-754A New Hope-Lambertville Toll Bridge All Electronic Tolling (AET) Conversion & PA Abutment Backwall Replacement began on June 18, 2025. Traffic is limited to one lane in each direction over the US Route 202 NH-L TB. Effects of this work can be seen in traffic increases in both directions over the NH-L TSB.
- On February 20, 2025, westbound (PA bound) traffic detoured under Contract No. TS-642A U-F TSB Rehabilitation. Traffic counter was reconfigured to one-way eastbound (NJ bound) counts on Monday, March 3, 2025. On October 18, 2025, two-way traffic resumed across the bridge, but only on weekends. On October 29, 2025, the bridge was reopened to two-way traffic, with periodic short-term closures on weekdays only; which will continue until project completion. Traffic counter is expected to be back online in December 2025 due to a delay with the new pole installation under Contract No. TS-642A U-F TSB Rehabilitation. November 2025 data was extrapolated and increased by 1.0% based on a total volume increase for all toll-supported bridges, excluding those impacted by construction from the TS-642A and TS-694A projects (NH-L TSB, CB-S TSB, U-F TSB, & UBE-M TSB).
- Total traffic volume appears to be correct. However, based on the geometry on the bridge, the location of the traffic sensor, and the driving habits of motorists, we will continue to monitor the Eastbound/Westbound directional percentage split.
**Due to the narrowness of many of the toll-supported bridges, some vehicles drive over the centerline when there is no oncoming traffic, causing directional misclassification.*



Delaware River Joint Toll Bridge Commission Toll-Supported Bridge Traffic Counts November 2025

Bridge	Eastbound				Westbound				Total Volume	
	November 2025		November 2024		November 2025		November 2024		November 2025	November 2024
	Volume	% of Total	Volume	% of Total	Volume	% of Total	Volume	% of Total		
Lower Trenton	81,544	15.7%	82,569	15.9%	438,309	84.3%	437,544	84.1%	519,853	520,113
Calhoun Street ¹	212,826	40.9%	204,526	39.4%	307,308	59.1%	314,865	60.6%	520,134	519,391
Washington Crossing	60,918	31.2%	70,051	35.2%	134,641	68.8%	129,153	64.8%	195,559	199,204
New Hope-Lambertville ²	130,833	46.8%	-	0.0%	148,883	53.2%	123,395	100.0%	279,716	123,395
Centre Bridge-Stockton	62,354	40.9%	64,081	44.0%	90,247	59.1%	81,553	56.0%	152,601	145,634
Uhlerstown-Frenchtown ³	96,484	48.0%	87,713	48.0%	104,722	52.0%	95,202	52.0%	201,207	182,915
Upper Black Eddy-Milford ^{3,4}	60,090	51.6%	74,765	55.8%	56,467	48.4%	59,109	44.2%	116,557	133,874
Riegelsville	39,906	44.2%	39,022	44.7%	50,432	55.8%	48,305	55.3%	90,338	87,327
Northampton Street	158,860	30.0%	161,158	30.5%	370,981	70.0%	367,804	69.5%	529,841	528,962
Riverton-Belvidere	49,912	40.1%	50,328	41.8%	74,636	59.9%	70,144	58.2%	124,548	120,472
Total	953,727	34.9%	834,213	32.6%	1,776,626	65.1%	1,727,074	67.4%	2,730,354	2,561,287

NOTES:

- In 2024, traffic counter was recalibrated several times to get more accurate counts. Construction by NJDOT on US Route 29 in New Jersey had lane closures into December 2024, which may have affected counts. Traffic counts will continue to be monitored monthly.
- In October 2024, eastbound traffic was still detoured over the US Route 202 NH-L TB, under Contract No. TS-694A NH-L TSB Rehabilitation. In October 2024, the traffic counter was reconfigured to count WB traffic only, under Contract No. TS-694A NH-L TSB Rehabilitation. On February 14, 2025, the eastbound traffic detour was removed and the bridge was reopened to two-way traffic. On Monday, March 3, 2025, the traffic counter was reconfigured for two-way traffic. Periodic work under Contract No. TS-694A NH-L TSB Rehabilitation continued into November 2025. Construction under Contract No. T-754A New Hope-Lambertville Toll Bridge All Electronic Tolling (AET) Conversion & PA Abutment Backwall Replacement began on June 18, 2025. Traffic is limited to one lane in each direction over the US Route 202 NH-L TB. Effects of this work can be seen in traffic increases in both directions over the NH-L TSB.
- On February 20, 2025, westbound (PA bound) traffic detoured under Contract No. TS-642A U-F TSB Rehabilitation. Traffic counter was reconfigured to one-way eastbound (NJ bound) counts on Monday, March 3, 2025. On October 18, 2025, two-way traffic resumed across the bridge, but only on weekends. On October 29, 2025, the bridge was reopened to two-way traffic, with periodic short-term closures on weekdays only; which will continue until project completion. Traffic counter is expected to be back online in December 2025 due to a delay with the new pole installation under Contract No. TS-642A U-F TSB Rehabilitation. November 2025 data was extrapolated and increased by 1.0% based on a total volume increase for all toll-supported bridges, excluding those impacted by construction from the TS-642A and TS-694A projects (NH-L TSB, CB-S TSB, U-F TSB, & UBE-M TSB).

20



Delaware River Joint Toll Bridge Commission Toll Supported Bridge - Two Way Traffic Counts November 2025

Bridge	Total Volume					
	November 2025	November 2024	% Change	YTD 2025	YTD 2024	% Change
Lower Trenton	519,853	520,113	0.0%	5,874,978	6,060,500	-3.1%
Calhoun Street ¹	520,134	519,391	0.1%	5,983,322	5,652,698	5.8%
Washington Crossing	195,559	199,204	-1.8%	2,178,908	2,239,872	-2.7%
New Hope-Lambertville ²	279,716	123,395	126.7%	2,812,744	2,050,610	37.2%
Centre Bridge-Stockton	152,601	145,634	4.8%	1,723,718	1,546,601	11.5%
Uhlerstown-Frenchtown ³	201,207	182,915	10.0%	813,731	1,607,349	-49.4%
Upper Black Eddy-Milford ^{3,4}	116,557	133,874	-12.9%	1,562,638	1,293,077	20.8%
Riegelsville	90,338	87,327	3.4%	1,012,885	981,849	3.2%
Northampton Street	529,841	528,962	0.2%	6,015,927	5,959,843	0.9%
Riverton-Belvidere	124,548	120,472	3.4%	1,423,658	1,374,162	3.6%
Total	2,730,354	2,561,287	6.6%	29,402,508	28,766,561	2.2%

NOTES:

- In 2024, traffic counter was recalibrated several times to get more accurate counts. Construction by NJDOT on US Route 29 in New Jersey had lane closures into December 2024, which may have affected counts. Traffic counts will continue to be monitored monthly.
- In October 2024, eastbound traffic was still detoured over the US Route 202 NH-L TB, under Contract No. TS-694A NH-L TSB Rehabilitation. In October 2024, the traffic counter was reconfigured to count WB traffic only, under Contract No. TS-694A NH-L TSB Rehabilitation. On February 14, 2025, the eastbound traffic detour was removed and the bridge was reopened to two-way traffic. On Monday, March 3, 2025, the traffic counter was reconfigured for two-way traffic. Periodic work under Contract No. TS-694A NH-L TSB Rehabilitation continued into November 2025. Construction under Contract No. T-754A New Hope-Lambertville Toll Bridge All Electronic Tolling (AET) Conversion & PA Abutment Backwall Replacement began on June 18, 2025. Traffic is limited to one lane in each direction over the US Route 202 NH-L TB. Effects of this work can be seen in traffic increases in both directions over the NH-L TSB.
- On February 20, 2025, westbound (PA bound) traffic detoured under Contract No. TS-642A U-F TSB Rehabilitation. Traffic counter was reconfigured to one-way eastbound (NJ bound) counts on Monday, March 3, 2025. On October 18, 2025, two-way traffic resumed across the bridge, but only on weekends. On October 29, 2025, the bridge was reopened to two-way traffic, with periodic short-term closures on weekdays only; which will continue until project completion. Traffic counter is expected to be back online in December 2025 due to a delay with the new pole installation under Contract No. TS-642A U-F TSB Rehabilitation. November 2025 data was extrapolated and increased by 1.0% based on a total volume increase for all toll-supported bridges, excluding those impacted by construction from the TS-642A and TS-694A projects (NH-L TSB, CB-S TSB, U-F TSB, & UBE-M TSB).
- Total traffic volume appears to be correct. However, based on the geometry on the bridge, the location of the traffic sensor, and the driving habits of motorists, we will continue to monitor the Eastbound/Westbound directional percentage split.



Delaware River Joint Toll Bridge Commission Toll Bridge - Two Way Traffic Counts November 2025

Bridge	Total Volume (all classes)					
	November 2025	November 2024	% Change	YTD 2025	YTD 2024	% Change
Trenton-Morrisville	1,581,087	1,560,520	1.3%	17,693,323	17,822,097	-0.7%
Scudder Falls	1,401,828	1,402,010	0.0%	15,691,276	15,407,182	1.8%
New Hope-Lambertville ^{1, 1A}	263,997	436,587	-39.5%	3,468,827	4,623,583	-25.0%
Interstate 78 ²	1,975,086	1,941,698	1.7%	22,160,949	21,728,959	2.0%
Easton - Phillipsburg	1,035,157	1,033,955	0.1%	11,538,610	11,451,390	0.8%
Portland-Columbia ^{3,4}	208,515	207,104	0.7%	2,275,970	2,583,088	-11.9%
Delaware Water Gap ^{3,4}	1,540,509	1,552,070	-0.7%	16,671,500	17,959,029	-7.2%
Milford - Montague	189,628	192,391	-1.4%	2,280,032	2,355,411	-3.2%
Total	8,195,807	8,326,335	-1.6%	91,780,487	93,930,739	-2.3%

NOTES:

1. On January 30, 2024, eastbound traffic detour set in place due to construction under Contract No. TS-694A NH-L TSB Rehabilitation. On February 17, 2025, NH-L TSB eastbound traffic detour was removed and the bridge was reopened to two-way traffic. Construction began for Contract T-754A New Hope-Lambertville Toll Bridge All Electronic Tolling (AET) Conversion & PA Abutment Backwall Replacement on June 18, 2025. Effects of this work can be seen in traffic increases in both directions over the NH-L TSB.

1A. Traffic counter was removed on July 7, 2025 and will be relocated in the future under Contract No. T-754A, therefore the northbound traffic was estimated. November 2024 traffic volume was used by estimating the increased traffic from TS-694A NH-L TSB Rehabilitation project and subtracting the amount from the November 2024 NH-L TB NB traffic count. The normalized November 2024 volume was then adjusted by a growth factor for November 2025.

2. Construction for Contract T-766A I-78 NJ Roadway Rehabilitation and Power & Communication Infrastructure Improvements began on April 15, 2024. Final completion was reached on July 16, 2025.

3. On December 6, 2022, a portion of Route 611 North of Portland was closed indefinitely after a rockfall occurred in Delaware Water Gap Borough. On November 9, 2024, this portion of Route 611 was re-opened to traffic in a long-term temporary configuration of one lane, alternating via traffic signals. It will remain in this configuration until a permanent solution is decided on in the future.

4. Between December 2024 and March 2025, multiple sink holes appeared along the Interstate 80 (I-80) corridor near Wharton, NJ, about 35 miles East of the DWG Toll Bridge. On March 19, 2025, Interstate 80 was shut down in both directions. On June 21, 2025 Interstate 80 was re-opened with all lanes in both directions. Effects of this were seen in monthly traffic counts at Delaware Water Gap and Portland – Columbia Toll Bridges.

DELAWARE RIVER JOINT TOLL BRIDGE COMMISSION

Meeting of December 22nd, 2025

STATISTICAL SUMMARY OF EXPENDITURES

There follow reports entitled "**Budget vs Actual**" covering the month of November 2025 relative to Toll Bridges, Toll Supported Bridges and Administration Departments.

Total operating expenses plus encumbrance totaled \$7,600,644 for the month of November. For the 2025 fiscal period, total expenses plus encumbrances amounted to \$82,870,668 which represents 84.99% of 2025 year-to-date operating budget.

There were no unusual expenses during the month.

Delaware River Joint Toll Bridge Commission
Budget vs Actual
For the Eleven Months Ending November 30, 2025

TOTAL COMMISSION

	Annual Budget 2025	YTD Budget 2025	Expended For The Month	Expended Year To Date	Encumbered	Remaining Annual Budget
Regular Employee Salaries	\$27,551,941	25,412,004	\$2,050,760	\$24,607,470	\$0	\$2,944,472
Part-Time Employee Wages	579,342	539,398	14,400	235,975	0	343,367
Overtime Wages	2,912,290	2,670,130	171,960	1,786,715	0	1,125,575
Pension Contributions	10,188,616	9,407,365	647,109	7,779,431	0	2,409,185
FICA Contributions	2,458,505	2,269,987	170,232	2,102,996	0	355,509
Regular Employee Healthcare Benefits	14,780,447	13,550,142	986,419	11,076,743	0	3,703,705
Life Insurance Benefits	308,512	282,889	18,871	254,110	0	54,402
Unemployment Compensation Benefits	241,000	241,000	24,320	204,584	0	36,416
Utility Expense	1,110,739	1,030,376	92,704	848,271	61,067	201,402
Office Expense	395,286	367,121	6,365	194,557	12,656	188,072
Telecommunication Expense	1,689,809	1,569,303	104,216	1,291,111	17,866	380,832
Information Technology Expense	1,316,844	1,249,725	47,016	965,828	97,702	253,314
Professional Development/Meetings	821,169	770,235	83,361	450,972	19,100	351,097
Vehicle Maintenance Expense and Fuel	842,995	791,839	7,443	509,425	149,993	183,577
Operations Maintenance Expense	2,286,736	2,178,012	118,663	1,142,653	226,951	917,132
ESS Operating Maintenance Expense	1,499,400	1,374,405	59,868	736,195	117,745	645,460
Commission Expense	26,448	24,244	1,070	11,871	0	14,577
Toll Collection Expense	13,755	13,692	0	5,605	0	8,150
Uniform Expense	339,765	312,431	28,229	160,081	20,841	158,843
Business Insurance	6,390,459	5,651,692	491,782	5,133,009	0	1,257,450
Licenses & Inspections Expense	26,593	24,376	749	10,891	0	15,702
Advertising	50,958	47,087	14,830	21,425	9,377	20,156
Professional Services	4,236,012	3,909,799	79,582	1,240,554	1,631	2,993,827
State Police Bridge Security	8,058,398	7,386,892	632,763	6,866,501	0	1,191,897
ETC Equip/Traffic Counter Maint	1,500,000	1,376,441	103,364	1,121,659	2,502	375,839
General Contingency	500,000	500,000	0	0	0	500,000
ETC Operating Expense	15,879,666	14,556,413	1,804,136	13,374,606	0	2,505,059
Total	\$106,005,685	\$97,506,999	\$7,760,211	\$82,133,237	\$737,431	\$23,135,017

Delaware River Joint Toll Bridge Commission
Budget vs Actual
For the Eleven Months Ending November 30, 2025

ADMINISTRATION*

	Annual Budget 2025	YTD Budget 2025	Expended For The Month	Expended Year To Date	Encumbered	Remaining Annual Budget
OPERATING EXPENSE						
Regular Employee Salaries	\$6,736,631	6,217,012	\$503,405	\$6,120,594	\$0	\$616,037
Part-Time Employee Wages	472,000	432,668	14,400	179,300	0	292,700
Overtime Wages	10,101	9,259	1,474	11,046	0	(945)
Pension Contributions	2,158,834	1,992,777	143,627	1,739,471	0	419,363
FICA Contributions	521,633	481,509	33,021	456,108	0	65,525
Regular Employee Healthcare Benefits	2,854,332	2,616,729	170,750	1,996,676	0	857,656
Life Insurance Benefits	72,521	66,478	3,157	59,721	0	12,800
Unemployment Compensation Benefits	241,000	241,000	24,320	204,584	0	36,416
Utility Expense	148,700	137,306	8,715	113,485	0	35,215
Office Expense	269,325	251,416	5,209	148,043	9,730	111,552
Telecommunication Expense	151,419	138,292	8,715	107,691	0	43,728
Information Technology Expense	1,306,000	1,240,501	47,016	965,828	97,702	242,470
Professional Development/Meetings	686,207	647,567	80,974	423,262	17,400	245,545
Vehicle Maintenance Expense and Fuel	57,019	58,409	562	44,005	5,882	7,132
Operations Maintenance Expense	196,050	179,795	9,582	94,176	8,891	92,983
Commission Expense	26,448	24,244	1,070	11,871	0	14,577
Uniform Expense	10,747	9,852	5,569	8,957	0	1,790
Business Insurance	519,404	269,872	24,749	4,096	0	515,308
Licenses & Inspections Expense	500	458	0	104	0	396
Advertising	50,958	47,087	14,830	21,425	9,377	20,156
Professional Services	1,557,512	1,455,040	65,946	901,199	1,631	654,682
General Contingency	500,000	500,000	0	0	0	500,000
OPERATING EXPENSE SUBTOTAL	\$18,547,343	\$17,017,271	\$1,167,092	\$13,611,643	\$150,613	\$4,785,087
ADM OPS AIIOCATION						
TES Allocation			(171,668)	(1,554,268)		
ADM OPS AIIOCATION SUBTOTAL			(\$171,668)	(\$1,554,268)		
			\$0	\$0		
TOTAL EXPENSES			\$995,424	\$12,057,376		

* Includes Executive, Human Resources, Accounting, EZPass, Purchasing, Information Technology, Community Affairs, Contract/Compliance, and Training & Employee Safety.

Delaware River Joint Toll Bridge Commission
Budget vs Actual
For the Eleven Months Ending November 30, 2025

ADMINISTRATION - OPERATIONS*

	Annual Budget 2025	YTD Budget 2025	Expended For The Month	Expended Year To Date	Encumbered	Remaining Annual Budget
OPERATING EXPENSE						
Regular Employee Salaries	\$4,349,098	4,019,666	\$319,937	\$3,844,833	\$0	\$504,265
Overtime Wages	352,988	323,943	26,283	250,774	0	102,214
Pension Contributions	1,973,952	1,822,337	145,758	1,738,823	0	235,128
FICA Contributions	474,120	437,704	32,995	413,225	0	60,895
Regular Employee Healthcare Benefits	2,334,846	2,140,500	143,801	1,740,717	0	594,129
Life Insurance Benefits	61,040	55,961	5,411	51,020	0	10,020
Utility Expense	144,800	131,965	24,179	104,584	0	40,216
Office Expense	54,524	50,115	915	20,008	1,309	33,207
Telecommunication Expense	178,103	168,759	7,139	111,817	6,208	60,077
Professional Development/Meetings	110,451	101,116	1,948	26,569	1,700	82,182
Vehicle Maintenance Expense and Fuel	133,797	128,380	(15,390)	77,019	29,438	27,340
Operations Maintenance Expense	390,495	400,404	2,470	210,037	9,518	170,941
ESS Operating Maintenance Expense	1,499,400	1,374,405	59,868	736,195	117,745	645,460
Uniform Expense	63,630	58,543	1,811	21,535	8,643	33,452
Business Insurance	343,071	314,482	27,413	300,441	0	42,629
Licenses & Inspections Expense	3,015	2,764	109	1,260	0	1,755
Professional Services	2,678,500	2,454,759	13,637	339,355	0	2,339,145
OPERATING EXPENSE SUBTOTAL	\$15,145,829	\$13,985,804	\$798,286	\$9,988,212	\$174,562	\$4,983,055
ADM OPS AIIOCATION						
TES Allocation			29,871	270,447		
Toll Operation Allocation			(79,812)	(865,476)		
Bridge Maint Allocation			(216,931)	(2,963,561)		
PSBS Allocation			(414,013)	(4,819,997)		
ADM OPS AIIOCATION SUBTOTAL			(\$680,885)	(\$8,378,588)		
TOTAL EXPENSES			\$117,400	\$1,609,624		

* Includes Engineering, Maintenance/Toll Operation, Southern Region Maintenance Center, Public Safety and Bridge Security.

Delaware River Joint Toll Bridge Commission
Budget vs Actual
For the Eleven Months Ending November 30, 2025

SOUTHERN REGION TOLL BRIDGE

	Annual Budget 2025	YTD Budget 2025	Expended For The Month	Expended Year To Date	Encumbered	Remaining Annual Budget
OPERATING EXPENSE						
Regular Employee Salaries	\$3,425,617	3,157,322	\$295,073	\$3,232,482	\$0	\$193,134
Part-Time Employee Wages	30,000	30,000	0	20,946	0	9,054
Overtime Wages	604,912	554,459	31,101	351,567	0	253,344
Pension Contributions	1,283,898	1,185,725	90,612	1,011,091	0	272,807
FICA Contributions	310,672	286,916	24,775	273,794	0	36,878
Regular Employee Healthcare Benefits	1,881,896	1,725,251	137,419	1,455,023	0	426,873
Life Insurance Benefits	37,384	34,289	2,541	32,126	0	5,258
Utility Expense	283,105	261,803	17,918	225,756	17,140	40,209
Office Expense	25,305	23,196	0	14,781	567	9,957
Telecommunication Expense	221,119	208,077	10,116	144,874	0	76,245
Information Technology Expense	6,079	5,355	0	0	0	6,079
Professional Development/Meetings	6,993	6,410	0	100	0	6,892
Vehicle Maintenance Expense and Fuel	226,089	215,449	(8,680)	100,344	42,348	83,397
Operations Maintenance Expense	400,543	370,402	11,171	196,980	52,527	151,035
Toll Collection Expense	4,279	4,264	0	1,662	0	2,617
Uniform Expense	91,355	84,476	10,702	49,915	9,003	32,436
Business Insurance	2,213,818	2,029,341	175,115	1,922,338	0	291,480
Licenses & Inspections Expense	5,015	4,597	64	2,186	0	2,829
State Police Bridge Security	2,485,813	2,278,670	195,207	2,118,316	0	367,497
ETC Equipment/Traffic Counter Maint	523,333	479,963	36,318	400,026	417	122,891
ETC Operating Expense	6,314,931	5,788,707	716,831	5,317,836	0	997,094
OPERATING EXPENSE SUBTOTAL	\$20,382,156	\$18,734,674	\$1,746,284	\$16,872,145	\$122,003	\$3,388,008
ADM OPS AIIOCATION						
TES Allocation			40,216	364,114		
Toll Operation Allocation			29,650	321,524		
Bridge Maint Allocation			113,330	1,593,094		
PSBS Allocation			120,202	1,400,347		
ADM OPS AIIOCATION SUBTOTAL			\$303,399	\$3,679,079		
TOTAL EXPENSES			\$2,049,683	\$20,551,224		

Delaware River Joint Toll Bridge Commission
Budget vs Actual
For the Eleven Months Ending November 30, 2025

CENTRAL REGION TOLL BRIDGE

	Annual Budget 2025	YTD Budget 2025	Expended For The Month	Expended Year To Date	Encumbered	Remaining Annual Budget
OPERATING EXPENSE						
Regular Employee Salaries	\$3,374,610	3,107,772	\$240,264	\$2,966,649	\$0	\$407,961
Part-Time Employee Wages	30,000	30,000	0	20,553	0	9,447
Overtime Wages	330,767	303,308	33,195	251,536	0	79,230
Pension Contributions	1,179,763	1,089,650	75,839	918,208	0	261,555
FICA Contributions	285,660	263,840	20,788	246,417	0	39,244
Regular Employee Healthcare Benefits	1,821,254	1,669,655	138,169	1,410,504	0	410,749
Life Insurance Benefits	35,356	32,431	2,039	29,084	0	6,272
Utility Expense	271,246	254,135	30,004	217,818	34,312	19,116
Office Expense	12,678	11,728	241	6,083	539	6,056
Telecommunication Expense	478,370	442,825	30,775	390,862	11,658	75,850
Information Technology Expense	403	28	0	0	0	403
Professional Development/Meetings	6,198	4,990	438	1,040	0	5,157
Vehicle Maintenance Expense and Fuel	233,666	205,345	20,513	164,969	32,959	35,738
Operations Maintenance Expense	593,677	564,214	72,102	346,855	40,127	206,694
Toll Collection Expense	6,981	6,957	0	2,937	0	4,043
Uniform Expense	57,627	52,825	6,535	22,493	2,430	32,703
Business Insurance	1,254,985	1,150,407	100,385	1,102,233	0	152,752
Licenses & Inspections Expense	4,247	3,893	97	2,337	0	1,910
State Police Bridge Security	2,185,638	2,003,509	171,605	1,862,195	0	323,443
ETC Equipment/Traffic Counter Maint	442,222	405,531	30,730	328,835	278	113,110
ETC Operating Expense	5,322,980	4,879,416	597,220	4,479,100	0	843,879
OPERATING EXPENSE SUBTOTAL	\$17,928,326	\$16,482,459	\$1,570,940	\$14,770,708	\$122,303	\$3,035,315
ADM OPS AIIOCATION						
TES Allocation			35,116	317,940		
Toll Operation Allocation			25,891	280,761		
Bridge Maint Allocation			23,276	291,769		
PSBS Allocation			91,944	1,067,026		
ADM OPS AIIOCATION SUBTOTAL			\$176,228	\$1,957,495		
TOTAL EXPENSES			\$1,747,168	\$16,728,203		

Delaware River Joint Toll Bridge Commission
Budget vs Actual
For the Eleven Months Ending November 30, 2025

NORTHERN REGION TOLL BRIDGE

	Annual Budget 2025	YTD Budget 2025	Expended For The Month	Expended Year To Date	Encumbered	Remaining Annual Budget
OPERATING EXPENSE						
Regular Employee Salaries	\$3,720,105	3,431,508	\$271,698	\$3,298,139	\$0	\$421,966
Part-Time Employee Wages	40,000	40,000	0	15,176	0	24,824
Overtime Wages	461,515	423,144	20,474	254,345	0	207,170
Pension Contributions	1,331,516	1,230,021	80,946	1,016,062	0	315,454
FICA Contributions	322,875	298,261	22,203	271,499	0	51,376
Regular Employee Healthcare Benefits	2,079,641	1,906,536	151,700	1,604,095	0	475,546
Life Insurance Benefits	39,425	36,172	2,105	31,255	0	8,170
Utility Expense	165,769	155,904	6,709	123,741	9,615	32,413
Office Expense	11,718	10,742	0	5,642	511	5,566
Telecommunication Expense	386,067	358,551	27,200	309,098	0	76,969
Information Technology Expense	4,362	3,841	0	0	0	4,362
Professional Development/Meetings	6,047	5,319	0	0	0	6,047
Vehicle Maintenance Expense and Fuel	187,571	180,556	9,266	123,000	39,366	25,206
Operations Maintenance Expense	542,184	510,698	21,209	240,976	94,280	206,929
Toll Collection Expense	2,495	2,471	0	1,006	0	1,489
Uniform Expense	66,828	61,323	1,228	26,899	184	39,746
Business Insurance	1,158,115	1,061,610	92,586	1,017,081	0	141,035
Licenses & Inspections Expense	4,420	4,052	479	3,631	0	789
State Police Bridge Security	1,497,868	1,373,051	117,631	1,276,483	0	221,386
ETC Equipment/Traffic Counter Maint	523,333	479,963	36,316	388,629	417	134,288
ETC Operating Expense	4,241,755	3,888,290	490,084	3,577,670	0	664,086
OPERATING EXPENSE SUBTOTAL	\$16,793,611	\$15,462,010	\$1,351,832	\$13,584,425	\$144,372	\$3,064,814
ADM OPS AIIOCATION						
TES Allocation			32,889	297,774		
Toll Operation Allocation			24,271	263,191		
Bridge Maint Allocation			21,874	274,190		
PSBS Allocation			86,219	1,000,580		
ADM OPS AIIOCATION SUBTOTAL			\$165,252	\$1,835,735		
TOTAL EXPENSES			\$1,517,085	\$15,420,160		

Delaware River Joint Toll Bridge Commission
Budget vs Actual
For the Eleven Months Ending November 30, 2025

SOUTHERN DIVISION TOLL SUPPORTED BRIDGES

	Annual Budget 2025	YTD Budget 2025	Expended For The Month	Expended Year To Date	Encumbered	Remaining Annual Budget
OPERATING EXPENSE						
Regular Employee Salaries	\$2,765,453	2,548,053	\$179,206	\$2,311,433	\$0	\$454,020
Part-Time Employee Wages	3,671	3,365	0	0	0	3,671
Overtime Wages	552,172	506,160	29,960	332,358	0	219,814
Pension Contributions	1,056,664	975,385	47,075	595,497	0	461,166
FICA Contributions	254,079	234,535	15,921	201,137	0	52,942
Regular Employee Healthcare Benefits	1,875,532	1,719,418	121,752	1,424,733	0	450,799
Life Insurance Benefits	29,178	26,747	1,477	23,077	0	6,101
Utility Expense	56,857	52,018	2,465	34,834	0	22,024
Office Expense	11,500	10,542	0	0	0	11,500
Telecommunication Expense	72,949	66,920	5,258	58,328	0	14,620
Professional Development/Meetings	3,025	2,773	0	0	0	3,025
Vehicle Maintenance Expense and Fuel	3,729	3,174	1,172	89	0	3,640
Operations Maintenance Expense	96,798	89,779	1,509	29,219	16,589	50,990
Uniform Expense	24,672	22,583	1,993	17,197	0	7,475
Business Insurance	537,056	492,303	42,548	468,006	0	69,050
Licenses & Inspections Expense	5,370	4,923	0	549	0	4,821
State Police Bridge Security	1,149,840	1,054,024	90,232	979,163	0	170,677
ETC Equipment/Traffic Counter Maint	5,556	5,492	0	2,085	695	2,776
OPERATING EXPENSE SUBTOTAL	\$8,504,101	\$7,818,193	\$540,567	\$6,477,705	\$17,284	\$2,009,112
ADM OPS AIIOCATION						
TES Allocation			16,736	151,526		
Bridge Maint Allocation			47,212	663,639		
PSBS Allocation			57,479	671,991		
ADM OPS AIIOCATION SUBTOTAL			\$121,427	\$1,487,156		
TOTAL EXPENSES			\$661,994	\$7,964,861		

Delaware River Joint Toll Bridge Commission
Budget vs Actual
For the Eleven Months Ending November 30, 2025

NORTHERN DIVISION TOLL SUPPORTED BRIDGES

	Annual Budget 2025	YTD Budget 2025	Expended For The Month	Expended Year To Date	Encumbered	Remaining Annual Budget
OPERATING EXPENSE						
Regular Employee Salaries	\$3,121,027	2,875,841	\$241,176	\$2,833,339	\$0	\$287,688
Part-Time Employee Wages	3,671	3,365	0	0	0	3,671
Overtime Wages	599,836	549,858	29,473	335,088	0	264,748
Pension Contributions	1,185,070	1,094,007	63,252	760,279	0	424,792
FICA Contributions	284,921	263,027	20,529	240,816	0	44,105
Regular Employee Healthcare Benefits	1,913,808	1,754,508	122,829	1,444,994	0	468,814
Life Insurance Benefits	32,990	30,244	2,142	27,826	0	5,164
Utility Expense	40,263	37,245	2,713	28,054	0	12,209
Office Expense	10,235	9,382	0	0	0	10,235
Telecommunication Expense	201,782	185,878	15,013	168,440	0	33,342
Professional Development/Meetings	2,247	2,060	0	0	0	2,247
Vehicle Maintenance Expense and Fuel	1,124	525	0	0	0	1,124
Operations Maintenance Expense	66,989	62,720	619	24,411	5,019	37,560
Uniform Expense	24,906	22,831	391	13,084	580	11,241
Business Insurance	364,010	333,677	28,985	318,814	0	45,196
Licenses & Inspections Expense	4,025	3,690	0	824	0	3,201
State Police Bridge Security	739,239	677,638	58,088	630,345	0	108,894
ETC Equipment/Traffic Counter Maint	5,556	5,492	0	2,085	695	2,776
OPERATING EXPENSE SUBTOTAL	\$8,601,699	\$7,911,987	\$585,210	\$6,828,398	\$6,294	\$1,767,007
ADM OPS AIIOCATION						
TES Allocation			16,840	152,468		
Bridge Maint Allocation			11,238	140,870		
PSBS Allocation			58,169	680,053		
ADM OPS AIIOCATION SUBTOTAL			\$86,247	\$973,391		
TOTAL EXPENSES			\$671,457	\$7,801,789		

DELAWARE RIVER JOINT TOLL BRIDGE COMMISSION SYSTEM
STATEMENT OF REVENUE AND EXPENSES FOR THE ELEVEN MONTHS ENDED NOVEMBER 30, 2025

	Southern Toll Bridges	Central Toll Bridges	Northern Toll Bridges	Toll Bridges Subtotal	Southern Region TSB	Northern Region TSB	TSB Subtotal	Administration Operation	Administration Administrative	ADM Subtotal	TOTAL 2025	TOTAL 2024
TOLL REVENUE												
Net Toll Revenue	44,476,907	86,689,703	44,989,738	176,156,349	-	-	-	-	-	-	176,156,349	181,240,125
EZPass Fee	683,037	1,381,788	741,315	2,806,140	-	-	-	-	-	-	2,806,140	2,799,200
Net Violation Fee Income	1,747,218	547,389	1,055,252	3,349,859	-	-	-	-	-	-	3,349,859	(2,234,329)
REVENUE FROM TOLL	\$ 46,907,163	\$ 88,618,880	\$ 46,786,305	\$ 182,312,348	\$ -	\$ -	\$ -	\$ -	\$ -	\$ -	\$ 182,312,348	\$ 181,804,996
OPERATING EXPENSE												
Regular Employee Salaries	3,232,482	2,966,649	3,298,139	9,497,271	2,311,433	2,833,339	5,144,772	3,844,833	6,120,594	9,965,427	24,607,470	24,493,870
Part-Time Employee Wages	20,946	20,553	15,176	56,675	-	-	-	-	179,300	179,300	235,975	894,214
Summer Employee Wages	-	-	-	-	-	-	-	-	-	-	-	-
Overtime Wages	351,567	251,536	254,345	857,449	332,358	335,088	667,446	250,774	11,046	261,820	1,786,715	176,472
Pension Contributions	1,011,091	918,208	1,016,062	2,945,361	595,497	760,279	1,355,776	1,738,823	1,739,471	3,478,295	7,779,431	7,796,066
FICA Contributions	273,794	246,417	271,499	791,709	201,137	240,816	441,953	413,225	456,108	869,334	2,102,996	2,030,197
Regular Employee Healthcare Benefits	1,455,023	1,410,504	1,604,095	4,469,623	1,424,733	1,444,994	2,869,727	1,740,717	1,996,676	3,737,392	11,076,743	10,427,632
Life Insurance Benefits	32,126	29,084	31,255	92,465	23,077	27,826	50,903	51,020	59,721	110,741	254,110	260,136
Unemployment Compensation Benefits	-	-	-	-	-	-	-	-	204,584	204,584	204,584	(17,362)
Utility Expense	225,756	217,818	123,741	567,314	34,834	28,054	62,887	104,584	113,485	218,069	848,271	671,096
Office Expense	14,781	6,083	5,642	26,506	-	-	-	20,008	148,043	168,051	194,557	255,930
Telecommunication Expense	144,874	390,862	309,098	844,834	58,328	168,440	226,769	111,817	107,691	219,508	1,291,111	1,219,740
Information Technology Expense	-	-	-	-	-	-	-	-	965,828	965,828	965,828	931,311
Professional Development/Meetings	100	1,040	-	1,140	-	-	-	26,569	423,262	449,831	450,972	199,593
Vehicle Maintenance Expense and Fuel	100,344	164,969	123,000	388,313	89	-	89	77,019	44,005	121,024	509,425	504,212
Operations Maintenance Expense	196,980	346,855	240,976	784,811	29,219	24,411	53,629	210,037	94,176	304,213	1,142,653	1,457,612
ESS Operating Maintenance Expense	-	-	-	-	-	-	-	736,195	-	736,195	736,195	822,439
Commission Expense	-	-	-	-	-	-	-	-	11,871	11,871	11,871	13,953
Toll Collection Expense	1,662	2,937	1,006	5,605	-	-	-	-	-	-	5,605	66,035
Uniform Expense	49,915	22,493	26,899	99,308	17,197	13,084	30,281	21,535	8,957	30,492	160,081	110,117
Business Insurance	1,922,338	1,102,233	1,017,081	4,041,652	468,006	318,814	786,820	300,441	4,096	304,538	5,133,009	5,098,168
Licenses & Inspections Expense	2,186	2,337	3,631	8,154	549	824	1,373	1,260	104	1,364	10,891	12,818
Advertising	-	-	-	-	-	-	-	-	21,425	21,425	21,425	30,791
Professional Services	-	-	-	-	-	-	-	339,355	901,199	1,240,554	1,240,554	1,010,140
State Police/Bridge Security	2,118,316	1,862,195	1,276,483	5,256,993	979,163	630,345	1,609,508	-	-	-	6,866,501	6,646,894
ETC Equip/Traffic Counter Maint	400,026	328,835	388,629	1,117,489	2,085	2,085	4,170	-	-	-	1,121,659	1,119,669
General Contingency	-	-	-	-	-	-	-	-	-	-	-	174,115
ETC Operating Expense	5,317,836	4,479,100	3,577,670	13,374,606	-	-	-	-	-	-	13,374,606	9,731,303
TOTAL OP., MAINT., & ADM	\$ 16,872,145	\$ 14,770,708	\$ 13,584,425	\$ 45,227,279	\$ 6,477,705	\$ 6,828,398	\$ 13,306,103	\$ 9,988,212	\$ 13,611,643	\$ 23,599,856	\$ 82,133,237	\$ 76,137,161
ADM OPS ALLOCATION												
TES Allocation	364,114	317,940	297,774	979,827	151,526	152,468	303,993	270,447	(1,554,268)	(1,283,821)	-	-
Toll Ops Allocation	321,524	280,761	263,191	865,476	-	-	-	(865,476)	-	(865,476)	-	-
Bridge Maint Allocation	1,593,094	291,769	274,190	2,159,052	663,639	140,870	804,509	(2,963,561)	-	(2,963,561)	-	-
Maint/Toll Allocation	-	-	-	-	-	-	-	-	-	-	-	-
PSBS Allocation	1,400,347	1,067,026	1,000,580	3,467,953	671,991	680,053	1,352,044	(4,819,997)	-	(4,819,997)	-	-
TOTAL ADM OPS ALLOCATION	\$ 3,679,079	\$ 1,957,495	\$ 1,835,735	\$ 7,472,309	\$ 1,487,156	\$ 973,391	\$ 2,460,547	\$(8,378,588)	\$(1,554,268)	\$(9,932,856)	\$ -	\$ -
OTHER OPERATING INC/EXP												
Other Operating Income	-	2,287	-	2,287	-	-	-	-	320,676	320,676	322,963	246,115
TOTAL OTHER OP INC	\$ -	\$ 2,287	\$ -	\$ 2,287	\$ -	\$ -	\$ -	\$ -	\$ 320,676	\$ 320,676	\$ 322,963	\$ 246,115
NET OPERATING INC	\$ 26,355,939	\$ 71,892,964	\$ 31,366,145	\$ 129,615,048	\$(7,964,861)	\$(7,801,789)	\$(15,766,650)	\$(1,609,624)	\$(11,736,699)	\$(13,346,324)	\$ 100,502,074	\$ 105,913,951
NON-OPERATING REV/EXP												
Interest Revenue & Unrealized Gain/Loss											13,358,909	14,194,034
Other Non-Operating Revenue											96,325	385,755
Interest Expense											(23,202,063)	(23,703,484)
Depreciation Expense											(18,132,558)	(18,629,640)
TOTAL NON-OPS REV/EXP											\$(27,879,387)	\$(27,753,335)
CHANGE IN NET ASSETS											\$ 72,622,687	\$ 78,160,616

DELAWARE RIVER JOINT TOLL BRIDGE COMMISSION

Meeting of December 22, 2025

ADMINISTRATION

The following Pages reflect the reports on those items assigned to the Administration Department. Each item is reported separately and page numbered accordingly.

DELAWARE RIVER JOINT TOLL BRIDGE COMMISSION

Meeting December 22, 2025

PURCHASING REPORT INDEX

MONTH OF NOVEMBER 2025

SUBJECT	DESCRIPTION	PAGE NUMBER
Purchasing	Monthly Purchasing Report covering the month of November 2025	1-4

DELAWARE RIVER JOINT TOLL BRIDGE COMMISSION

Meeting of December 22, 2025

MONTHLY PURCHASING REPORT

Month of November 2025

This report itemizes all orders for purchases made for the month of November 2025, showing the divisions chargeable for the expense and the source of authority for issuance of the Purchase Order. This authority is broken into three categories:

- (1) By authority of the Commission
- (2) By authority of the Executive Director or his designate
- (3) By authority of the Director

The purchasing activities for the month of November 2025, culminated in the preparation and placement of 36 purchase orders in the total amount of \$283,003.38. There were no quotes for the month of November.

Significant procurements are shown below:

- One (1) Purchase Order was issued, in the total amount of \$139,000.00 for the replacement of ESS radio equipment;
- One (1) Purchase Order was issued, in the total amount of \$32,091.84 for laptop replacements;
- Four (4) Purchase Order's were issued, in the total amount of \$22,440.00 for guiderail and attenuator repairs/replacements at TM and SF;
- One (1) Purchase Order was issued, in the total amount of \$17,742.00 for ESS equipment installation at the vehicle storage garage at TM;
- One (1) Purchase Order was issued, in the total amount of \$16,550.00 for the installation of an E-ZPass transaction window at SF.

In addition to the practices employed incidental to purchase of materials, etc., from vendors on a direct basis, the Commission also purchases via direct utilization of the purchasing processes of the State of New Jersey, the Commonwealth of Pennsylvania and other joint purchasing arrangements.

**DELAWARE RIVER JOINT TOLL BRIDGE COMMISSION
REPORT OF PURCHASING ACTIVITIES**

November 2025

PO Number	Vendor Name	General Description	Req Dept	Contract/Resolution/ Comment	** BY AUTHORITY OF **		Director
					Commission	Director of Purchasing	
20250679	PETROCHOICE	LUBRICANTS, OIL & GREASE	I78	PA CONTRACT #4400024060		434.13	
20250680	SARTINI PLUMBING AND HEATING	EMERGENCY PLUMBING REPAIR I-78 WELCOME CENTER	I78			2,531.69	
20250681	HILLTOP SALES & SERVICE, INC.	I78- GATOR DOOR- INVOICE	I78			2,192.56	
20250682	GOODYEAR AUTO SERVICE CENTER	NHL- TIRE ORDER- INVOICE	NHL			1,171.96	
20250683	PERFORMANCE TIRE CO.	EP- TIRE ORDER- INVOICE	EP			4,598.44	
20250684	LLS LED LIGHTING SALES	DMX LED DRIVER TRENTON MAKES SIGN	ENG			890.00	
20250685	MOTOROLA SOLUTIONS, INC. CAPITAL RESERVE	MM Radio equipment replacement	ESS	NJT-0109	139,000.00		
20250686	GRAINGER	SAFETY WEAR (Grainger Safety Shoe Program)	TES			1,509.28	
20250687	ACS SERVICES LLC	SERVICE CALL BOILERS NOT RUNNING-SFADM (ACS)	AB SF			585.00	
20250688	NATIONAL HIGHWAY PRODUCTS	TM TRAFFIC SIGNS -NATIONAL HIGHWAY PRODUCTS	TM	PA COSTARS 024-013		2,639.44	
20250689	SIEMENS INDUSTRY, iNC.	SMOKE DETECTOR REPAIR-SRMC-SIEMENS	SRMC			1,762.51	
20250690	CALHOUN ASSOCIATES, INC.	PLEATED AIR FILTERS-SRMC (CALHOUN ASSOCIATES INC)	SRMC			675.43	
20250691	ACS SERVICES LLC	HVAC PM MAINTENANCE 2ND HALF-ACS	SFT			2,725.00	
20250692	E.M. KUTZ, INC.	MAG PUMP (REPLACEMENTS)	DWG			2,530.54	
20250693	SCHNEIDER ELECTRIC BUILDING AMERICAS, INC.	HVAC CONTROLLER REPLACEMENT	DWG			4,873.00	
20250694	ALTEC INDUSTRIES CAPITAL RESERVE	I78- V&E#2025-210-N-05-2025- UPGRADES TO 2010 BUCK	I78		7,187.43		
20250695	GEORGE ALLEN WASTEWATER	SEPTIC TANK (NHL) GEORGE ALLEN WASTEWATER MGMT.	NHL			425.00	
20250696	SCHNEIDER ELECTRIC BUILDING AMERICAS, INC.	T-519A SO. OPS VSB ESS EQUIPMENT	ENG	R5072-12-24	17,742.00		

**DELAWARE RIVER JOINT TOLL BRIDGE COMMISSION
REPORT OF PURCHASING ACTIVITIES**

November 2025

PO Number	Vendor Name	General Description	Req Dept	Contract/Resolution/ Comment	** BY AUTHORITY OF **		Director
					Commission	Director of Purchasing	
CAPITAL RESERVE							
20250697	PMG SM PA LLC	SEALMASTER AQUAPHALT-NHL	NHL	PA COSTARS 29			1,719.00
20250698	AIR CENTER, INC	I-78 AIR COMPRESSOR REPAIR	I78				367.65
20250699	WASTE MANAGEMENT	WASTE MANAGEMENT SERVICES-LANDFILL (SR)	MULTI				866.39
20250700	DELL MARKETING LP	LAPTOP REPLACEMENTS	IT	COSTARS 3			32,091.84
20250701	4IMPRINT	PROMOTIONAL PRODUCTS	CCOMPL				5,728.14
20250702	ACS SERVICES LLC	I-78 BOILER ROOM REPAIRS	I78				540.00
20250703	COOPER ELECTRIC SUPPLY CO	TRENTON MAKES SILICONE JUMPER CABLE REEL	ENG	COSTARS 8			1,136.67
20250704	J. FLETCHER CREAMER & SONS , INC	GUIDE RAIL & ATTENUATOR RPLCMNT SRVC	TM	TTS-783A			5,820.00
20250705	J. FLETCHER CREAMER & SONS , INC	GUIDE RAIL & ATTENUATOR RPLCMNT SRVC	TM	TTS-783A			5,000.00
20250706	J. FLETCHER CREAMER & SONS , INC	GUIDE RAIL & ATTENUATOR RPLACMNT SRVC	SFT	TTS-783A			1,500.00
20250707	FRED BEANS FORD	I78- FORD EDGE REPAIRS- INVOICE	I78				1,476.92
20250708	GPRS INC	WATER LEAK REPAIR STOCKTON TSB	NDTS				2,200.00
20250709	OFFICE BASICS	AIR FRESHNERS-SRMC	SRMC	COSTARS 5			276.44
20250710	STARR UNIFORM	CLOTHING: MAINTENANCE UNIFORM-STARR UNIFORM	SRMC	COSTARS 12			279.92
20250711	J. FLETCHER CREAMER & SONS , INC	GUIDE RAIL & ATTENUATOR RPLCMNT SRVC	TM	TTS-783A			10,120.00
20250712	ACS SERVICES LLC	CRAC UNIT UPS MODULE REPLACEMENT-SFAB (ACS)	AB SF				2,515.00
20250713	UNITED RENTALS	UNITED RENTALS-LT "TRENTON MAKES SIGN"	SDTS				1,342.00
20250714	PAUL RABINOWITZ GLASS CO., INC.	E-ZPASS TRANSACTION WINDOW INSTALL @ SF	AB SF			16,550.00	

**DELAWARE RIVER JOINT TOLL BRIDGE COMMISSION
REPORT OF PURCHASING ACTIVITIES**

November 2025

PO Number	Vendor Name	General Description	Req Dept	Contract/Resolution/ Comment	** BY AUTHORITY OF **		
					Commission	Director of Purchasing	Director

CAPITAL RESERVE

Purchase Order Count: 36	AUTHORITY TOTALS:	<u><u>\$180,479.43</u></u>	<u><u>\$102,523.95</u></u>	<u><u>\$0.00</u></u>
	GRAND TOTAL:	<u><u>\$283,003.38</u></u>		

Delaware River Joint Toll Bridge Commission
Meeting of December 22, 2025

**E-ZPASS/CUSTOMER SERVICE REPORT
NOVEMBER 2025**

SUBJECT	DESCRIPTION	PAGE NUMBER
E-ZPass/Customer Service Operations Report	E-ZPass/Customer Service November	1-3

Delaware River Joint Toll Bridge Commission
Meeting of December 22, 2025

**E-ZPASS/CUSTOMER SERVICE REPORT
NOVEMBER 2025**

E-ZPass Account and Transponder Information as reported by Conduent State and Local Solutions, Inc. (CSC/VPC Provider)

Total Number of Migrated DRJTBC and NJ CSC E-ZPass Accounts

Migrated Business Accounts	Migrated Private Accounts	Total Number of Migrated Accounts	Total Number of NJ CSC Active Accounts
1,654	77,339	78,993	4,225,202

Total Number of Migrated DRJTBC (029) Transponders and NJ CSC E-ZPass Transponders

Migrated Business Account Transponders	Migrated Private Account Transponders	Total Number of Migrated Transponders	Total Number of NJ CSC Active Transponders
9,228	131,323	140,551	6,610,990

**E-ZPASS/CUSTOMER SERVICE REPORT
NOVEMBER 2025**

Customer Service Report:

CSRs perform service with quick responses to:

- Emails
- Phone Calls
- Service Requests
- Commission E-ZPass Issues

Total Calls	Total Minutes and Average Duration	Average Wait Time
358	1,484 minutes – 4:15 minutes per call	0:00

Web Inquiries (Acct Updates, Violations, Disputes)	91
Service Requests (Acct Updates, Violation Notifications, E-ZPass + TBP Inquiries)	103

Computer kiosks are accessible for customer use if needed at both locations.

Walk-ins

I-78	DWG	SF	Total
19	5	7	31

Toll Monitoring:

- Bridge vehicle views were a total of 14,523 per day for all 8 bridges - Volume would depend on bridge size and use
- Total monthly vehicle views 363,075
- Average views per CSR, per day is calculated from the total daily views of 14,523 divided by 8 CSRs = 1,815 per day average
- Weekly CSR volume will depend on the assigned bridge, which is on a rotating basis. A CSR may have MM, a low volume bridge one week, and SF, a high volume bridge the next week, giving the average for the week

**E-ZPASS/CUSTOMER SERVICE REPORT
NOVEMBER 2025**

Other current E-ZPass duties include:

- Assisting law enforcement
- Notifying Toll Audit and In-lane when any issues we see arise
- Monitoring Superload crossings
- Daily calls with other Agencies in the NJ Consortium

CSC/VPC Post-Migration Collection Update:

As a result of post-migration collection efforts from May 2014 – November 2025, New Jersey E-ZPass reports \$27,802,162.49 collected in tolls and \$67,539,051.74 collected in fees.

DELAWARE RIVER JOINT TOLL BRIDGE COMMISSION
Meeting of December 22, 2025

ELECTRONIC TOLL COLLECTION PROGRAM

MONTH OF NOVEMBER 2025

SUBJECT	DESCRIPTION	PAGE NUMBER
ETC PROGRAM	Electronic Toll Collection Program Report	1-5

DELAWARE RIVER JOINT TOLL BRIDGE COMMISSION
Meeting of December 22, 2025

ELECTRONIC TOLL COLLECTION PROGRAM
MONTH OF NOVEMBER 2025

The following items were recently initiated, accomplished or performed during the above noted month:

Activities for the In-Lane Toll System

1. Commission Staff are working with TransCore and the NJ E-ZPass CSC provider, Conduent, to implement IAG Interface Control Document (ICD) version 1.60. This will allow CSCs to receive data and process transactions from other transponder protocols such as SeGo and 6C, in addition to the current TDM protocol, as well as other functionalities. Testing is complete with the NJ E-ZPass CSC and the Inter Agency Group Hub. Implementation of the IAG ICD 1.60 is now complete. After successful roll out of the IAG ICD 1.6 software, TransCore continued to participate in daily NJ E-ZPass CSC meetings to review the system status and catch-up of file transfer and transaction processing.
2. Lane equipment cleaning is a constant activity during this time of year. Firmware upgrades are continuing on all UPS units. In addition, UPS units are affected by the extreme heat and battery conditions are being checked. Also, all lane cameras are being checked for image clarity.
3. TransCore was notified of the 2026 toll rates that are expected to go into effect on January 1, 2026.
4. Commission Staff and TransCore meet monthly to review and discuss system operational and maintenance items. A weekly call also takes place to briefly review system maintenance items for the week.

Activities for the E-ZPass Customer Service Center/Violation Processing Center

1. Commission Staff are working with the New Jersey E-ZPass Customer Service Center (NJ E-ZPass CSC) provider, Conduent, to implement IAG Interface Control Document (ICD) version 1.60. This will allow CSCs to receive data and process transactions from other transponder protocols such as SeGo and 6C, in addition to the current TDM protocol, as well as other functionalities. Testing is completed with the NJ E-ZPass CSC and the Inter Agency Group Hub and implementation is now complete. After successful roll out of the IAG ICD 1.6 software, Commission Staff continued to participate in daily NJ E-ZPass CSC meetings to review the system status and catch-up of file transfer and transaction processing.

DELAWARE RIVER JOINT TOLL BRIDGE COMMISSION
Meeting of December 22, 2025

2. Conduent continues to develop the real time digital payment function at the NJ E-ZPass CSC for toll by plate customers. Conduent revised the terms and conditions that will be displayed on the NJ E-ZPass website, and comments were provided from the NJTA. Conduent has released this functionality into the NJ CSC software, and they are proceeding with testing it through a small group of individuals.
3. The NJ E-ZPass CSC launched the Amnesty Program in June 2025. NJ MVC legislation was passed and NJTA is working with the MVC on the programs. There are two programs: the Amnesty Program and the Vehicle Registration Suspension Program. The Amnesty Program must run for 180 days, with no lookback timeframe, meaning the program can go back as far as the violator wants to pay. Violation transactions after the start of the program are NOT eligible. The program is open to all violators (from any state), with tolls and fees that are \$500 or more prior to June 2025. The program must offer a 25% reduction of the fees, the program will collect 100% of the toll revenue. When applying payment, 100% of the toll amount will be satisfied first, followed by AET fees and administrative fees. The amount owed must be paid in full of no payment plan. A violator may make arrangements for a payment plan, outside of the Amnesty Program. For the NJ MVC Vehicle Registration Suspension, the transactions criteria include all NJ E-ZPass agency violations, unpaid tolls, administration fees and AET fees totaling \$500 or more; or 60 or more violations with at least one having occurred after January 2024 (legislation date).
4. Conduent was notified of the 2026 toll rates that are expected to go into effect on January 1, 2026.
5. The NJTA, as the lead agency, is facilitating all meetings with the other agencies and Conduent to manage the implementation of outstanding system elements for the New Jersey E-ZPass Customer Service Center.

AET Program

1. Rummel, Klepper & Kahl, LLP (RK&K) participated in New Hope – Lambertville All Electronic Tolling related meetings with PKF for the construction project as needed. During the reporting period RK&K prepared responses to Requests for Information (RFI) from the construction team and issued change of plans as needed. Additionally, RK&K completed several reviews of construction submittals from the contractor.
2. Commission Staff, TransCore and the RK&K team participated in bi-weekly project status meetings. TransCore submitted the revised schedule and currently addressing review comments. TransCore submitted several revised chapters of the system Detailed Design Document. These documents were distributed for review and

DELAWARE RIVER JOINT TOLL BRIDGE COMMISSION
Meeting of December 22, 2025

comments were provided to TransCore. RK&K reviewed the documents to confirm that our comments were addressed, and the documents were finalized by TransCore.

3. TransCore submitted the revised Master Test Plan that addressed previously provided review comments. The RK&K team is reviewing the document to confirm that the comments were addressed.
4. TransCore staff continue to meet with the New Hope – Lambertville Toll Bridge AET Conversion construction team to discuss the construction progress and to coordinate the all-electronic-tolling equipment installation and testing schedules.
5. TransCore continues to coordinate the delivery of toll host servers that will be installed at two separate Equinix locations. Lane equipment for the New Hope – Lambertville Toll Bridge AET system continues to be received and staged at TransCore’s Houston location.
6. TransCore planned a follow-up meeting with Conduent to coordinate connectivity testing between the new in-lane toll system and the NJ Customer Service Center.
7. Commission Staff and Atkins Réalis USA Inc. held several Trenton – Morrisville Toll Bridge All Electronic Tolling project status meetings. Atkins Réalis continues to prepare a proposal for the superstructure replacement of the Route 1 over Route 29 northbound bridge (NJ Route 29 NB Overpass). The initiative for the superstructure replacement is based on recent inspection findings and evaluations. If found acceptable, a Consultant Agreement Modification will be prepared for execution.
8. Atkins Réalis continues to prepare a report summarizing the results of the workshop that discussed the preliminary roadway alignment options, toll gantry location, toll gantry options and roadway/barrier design elements. They are also preparing the Design Criteria Report. Atkins Réalis submitted the draft Quality Assurance Plan and it was reviewed by Commission Staff. Comments were provided to Atkins Réalis to address.
9. Atkins Réalis followed up with PennDOT regarding the Route 1 / Pennsylvania Avenue interchange concept design. PennDOT agreed with advancing the round-about concept to preliminary and final design.
10. Atkins Réalis completed a walk-through of the new Trenton – Morrisville Operations Building and existing toll plaza tunnel. During this field meeting they met with Resident Engineer from the Operations Building construction team to gain an

DELAWARE RIVER JOINT TOLL BRIDGE COMMISSION
Meeting of December 22, 2025

understanding of existing electrical conduits, pathways for cables into the demarcation building, and existing systems located within the toll plaza tunnel. Atkins prepared a list of potential construction activities for maintaining the existing toll plaza tunnel and converting it to storage space.

General Electronic Toll Collection Program Activities

1. Mr. Stracciolini facilitated the IAG E-ZPass Executive Management Committee meetings. At the August 2025 IAG EMC Meeting, Mr. Stracciolini was elected by the members to serve as Chair to the EMC.
2. Mr. Stracciolini facilitated the IAG Service Corporation meetings. At the December 12, 2024, IAG Service Corp. Board of Directors Meeting, a resolution was approved electing and appointing Mr. Stracciolini as the Chair of the IAG Service Corporation, effective December 12, 2024.
3. Mr. Stracciolini participated on the IAG Policy Committee meetings.
4. Mr. Stracciolini is participating in the Non-toll Business Opportunity Task Force.
5. Mr. Stracciolini is serving on the International Bridge, Tunnel & Turnpike Association's (IBTTA) 2025 Engineering and Construction Task Force and the Toll Revenue Assurance Committee.

**Delaware River Joint Toll Bridge Commission
Meeting of December 22, 2025**

**CONTRACT COMPLIANCE REPORT INDEX
Month of November 2025**

SUBJECT	DESCRIPTION	PAGE NUMBER
Contract Compliance Program Operations Report	Operations Report November 2025	1-20

**Delaware River Joint Toll Bridge Commission
Meeting of December 22, 2025**

**CONTRACT COMPLIANCE REPORT INDEX
Month of November 2025**

TABLE OF CONTENTS

IBE PROGRAM

	PAGES
• IBE Program Overview	3
• Compliance IBE Scores Overview	4
• IBE Summary Reports	5
• Active Construction Projects Payments, Workforce & Ethnicity Utilization Scores	6-8
• Active Professional Projects Payments Detail and Scores	9-10
• Completed Construction Projects Payments, Workforce & Ethnicity Utilization Scores	11-15
• Completed Professional Projects Payments Detail and Scores	16-17

MWSBE Program

• MWSBE Minority (7%), Women (3%), and Small Business (25%) Enterprise Program Overview	18
• MWSBE Program Commitments for Professional and Construction (Active & Completed Pie Charts)	19
• MWSBE Professional & Construction Projects Final Commitment	20

Delaware River Joint Toll Bridge Commission
Meeting of December 22, 2025

IBE PROGRAM OVERVIEW

The Delaware River Joint Toll Bridge Commission (Commission) established an IBE Program (MBE/WBE/SBE/DBE/DsBE/VBE) with a target of 25% for all Professional Services and Construction Contracts awarded by the Commission effective July 1, 2014. To date, the Commission has awarded **(109)** contracts with the IBE Program requirements. Currently, there are **(53) active** projects and **(56) completed** projects.

IBE Program Requirements

The Commission began using Elation Systems effective January 2017, as the online system for Payment Verification and Certified Payroll Reporting (CPR). All contracts awarded by the Commission to a Prime Consultant/Prime Contractor and their Subconsultants and Subcontractors use this service free of charge. Online training is available to vendors on how to use Elation Systems. The Contract Compliance Department and Elation Support Staff are available to assist all users.

The Contract Compliance Department (CCD) monitors, posts and reports data in regard to all payments. The CCD also reviews all Certified Payrolls submitted into Elation Systems.

The following are all mandatory requirements:

Company On-Line Registration:

- i. All Primes must register their company and activate an account in Elation Systems; and*
- ii. All Primes must also ensure that all Subconsultants and Subcontractors register their company and activate an account in Elation Systems.*

Payment Verification:

- i. Prime Contractors must post all payments to their Subconsultants and/or Subcontractors in Elation Systems; and*
- ii. Prime Contractors and their Subconsultants and/or Subcontractors must confirm all payments received in Elation Systems.*

Certified Payroll Reporting:

- i. All Prime Contractors are responsible for assigning someone from their staff with the responsibility to review, approve, and upload their CPR(s) on a weekly basis into Elation Systems; and*
- ii. All Prime Contractors must also ensure that their Subcontractors upload their CPR(s) on a weekly basis into Elation Systems.*

Prime Consultants / Contractors IBE Target performance will be displayed / available on the Commission's public website.

**Delaware River Joint Toll Bridge Commission
Meeting of December 22, 2025**

**Contract Compliance Department
Compliance IBE Scores Overview**

The Commission through its Contract Compliance Department has instituted a Compliance Score Ranking that will be included in the Monthly Contract Compliance Report for all Professional Services and Construction Projects.

The Compliance Score Ranking is an ongoing summary of data presented on Active and Completed contracts, which includes the tracking of payments from Prime Consultants and Contractors to IBE Subconsultants and Subcontractors, and the Prime Contractors Workforce Utilization. The Scores will illustrate the progress and participation to meet the Targets by Prime Consultants and Contractors as part of the IBE program.

The complete and timely reporting of payments and certified payrolls to the Elation Systems by the Prime Consultants and Prime Contractors, and their Subconsultants and Subcontractors, will assist the Prime Consultant and Prime Contractor in tracking the data to meet their targets.

Accordingly, each Prime will also be given a final grade at the completion of each project. Additionally, the data will be uploaded onto the Commission’s public website monthly.

The Score(s) are factored using the following criteria:

IBE PAYMENTS

The payments by the Prime Consultant / Contractor to each of their IBE Subconsultants / Subcontractors will be calculated based on the criteria set by the Commission’s 25% IBE Target.

WORKFORCE UTILIZATION

Workforce utilization contains two levels of scoring and documents the hourly employee utilization by workforce type, ethnicity and gender.

IBE Payments Legend	
Score Rankings	IBE Commitment Participation
A+	45% & above
A	35% to 44.9%
B+	30% to 34.9%
B	25% to 29.9%
C+	20% to 24.9%
C	15% to 19.9%
D+	10% to 14.9%
D	5% to 9.9%
F	4.9% & below

Workforce Utilization Legend		
Score Rankings	Workforce Commitment Participation	Ethnicity & Gender Participation
A+	30% & above	25% & a above
A	25% to 29.9%	15% to 24.9%
B+	20% to 24.9%	over 15%
B	15% to 19.9%	10% to 14.9%
C+	10% to 14.9%	over 10%
C	10% to 14.9%	7.5% to 9.9%
D+	5% to 9.9%	over 7.5%
D	5% to 9.9%	5% to 7.4%
F	4.9% & below	4.9% & below

Delaware River Joint Toll Bridge Commission

Meeting of December 22, 2025

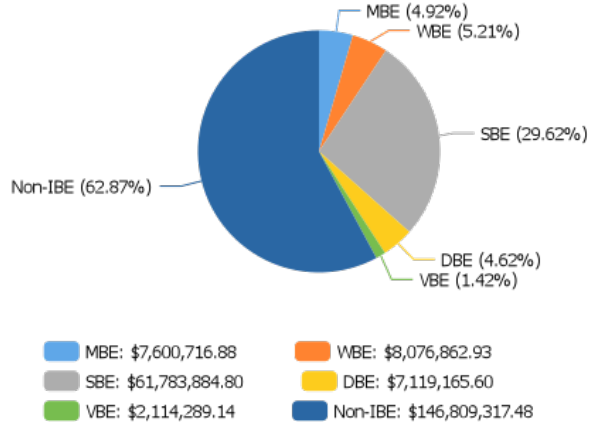
Summary - Professional Services and Construction Contractors 25% IBE Target Status

ACTIVE PROJECTS

Current IBE Status: 37.13%

Total Payments to Prime: \$146,809,317.48

Total Payments to IBEs: \$86,694,919.35



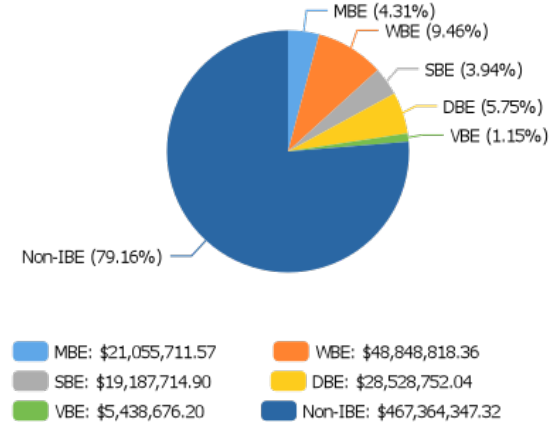
COMPLETED PROJECTS

Final IBE Status: 20.84%

Total Prime Awarded Contract Values: \$590,368,527.06

Total Payments to Prime: \$467,364,347.32

Total Payments to IBEs: \$123,004,178.74

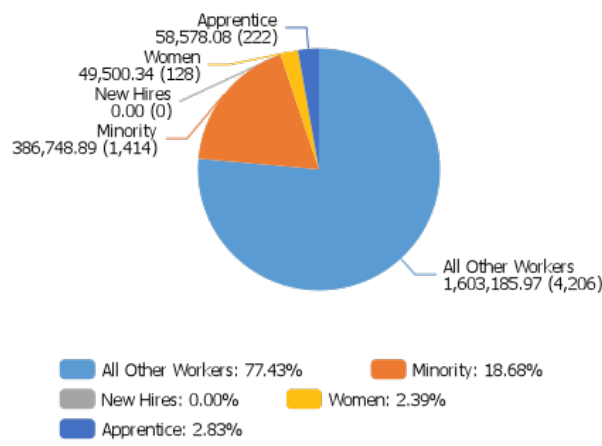


Summary - Prime Contractor(s) & Subcontractor(s) Workforce Utilization Categories By Hours, Workers & Ethnicity

Workers Categories

Hours, Percentages and Workers

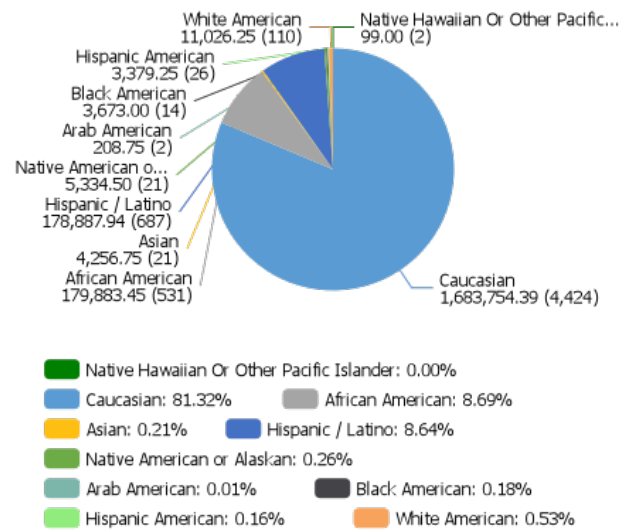
Total Hours Worked: 2,070,503.28



Ethnicity Categories

Hours, Percentages and Workers

Total Number of Workers: 5,838



(Percentage is based on work hours)

(Percentage is based on work hours)

Active Professional & Construction Projects Payment Summary		Initial Contract Value	Prime P / T / D	IBE P / T / D	IBE Actual	Score
Professional and Construction Projects Totals		\$301,513,652.84	\$146,809,317.48	\$86,694,919.35	37.13%	A
Professional Services Projects Totals		\$89,375,859.94	\$50,520,567.68	\$19,604,615.52	27.96%	B
Completed Professional & Construction Projects Payment Summary		Contract Value	Prime P / T / D	IBE P / T / D	IBE Actual	Score
Professional and Construction Projects Totals		\$590,368,526.06	\$467,364,347.32	\$123,004,178.74	20.84%	C+
Professional Services Projects Totals		\$56,480,327.36	\$38,940,072.49	\$17,540,254.87	31.06%	B+

ACTIVE CONSTRUCTION PROJECTS														
Payments Summary				Workforce Hours Summary 28.37%						Ethnicity Participation Summary				
Initial Contract Value	Total Prime P / T / D	Total IBE P / T / D	Total IBE %	Payments Score (Total IBE Payments)	Total Number of Workers	Total Hours Worked	Caucasian Hours	Total Minority Hours	Total Women Hours	Workforce Score (Total Hours Worked)	Caucasian %	Minority %	Women %	Ethnicity Score (Total Participation)
\$212,137,792.90	\$96,288,749.80	\$67,090,303.83	41.06%	A	1,569	332,154.58	241,318.83	90,835.75	3,390.34	A	72.65%	27.35%	1.02%	A+

COMPLETED CONSTRUCTION PROJECTS														
Payments Summary				Workforce Hours Summary 19.68%						Ethnicity Participation Summary				
Total Contracts Value	Total Prime P / T / D	Total IBE P / T / D	Total IBE %	Payments Score (Total IBE Payments)	Total Number of Workers	Total Hours Worked	Caucasian Hours	Total Minority Hours	Total Women Hours	Workforce Score (Total Hours Worked)	Caucasian %	Minority %	Women %	Ethnicity Score (Total Participation)
\$533,888,198.70	\$428,424,274.83	\$105,463,923.87	19.75%	C	4,444	1,738,348.70	1,442,435.56	295,913.14	46,110.00	B	82.98%	17.02%	2.65%	A

Delaware River Joint Toll Bridge Commission

Meeting of December 22, 2025

Active Construction Projects - Summary's & Scores (IBE Payments, Workforce Hours & Ethnicity Participation)

Date: From 07/01/2014 To 11/30/2025

IBE Payments Legend	
Score Rankings	IBE Commitment Participation
A+	45% & above
A	35% to 44.9%
B+	30% to 34.9%
B	25% to 29.9%
C+	20% to 24.9%
C	15% to 19.9%
D+	10% to 14.9%
D	5% to 9.9%
F	4.9% & below

Total of all Primes Contract Values **\$212,137,792.90**

Total Payments to all Primes **\$96,288,749.80**

Total Payments to all IBEs **\$67,090,303.83**

IBE Target **25.00%**

IBE Actual **41.06%**

Workforce Utilization Legend		
Score Rankings	Workforce Commitment Participation	Ethnicity & Gender Participation
A+	30% & above	25% & above
A	25% to 29.9%	15% to 24.9%
B+	20% to 24.9%	over 15%
B	15% to 19.9%	10% to 14.9%
C+	10% to 14.9%	over 10%
C	10% to 14.9%	7.5% to 9.9%
D+	5% to 9.9%	over 7.5%
D	5% to 9.9%	5% to 7.4%
F	4.9% & below	4.9% & below

ACTIVE CONSTRUCTION PROJECTS														
Payments Summary					Workforce Hours Summary 28.37%					Ethnicity Participation Summary				
Initial Contract Value	Total Prime P / T / D	Total IBE P / T / D	Total IBE %	Payments Score (Total IBE Payments)	Total Number of Workers	Total Hours Worked	Caucasian Hours	Total Minority Hours	Total Women Hours	Workforce Score (Total Hours Worked)	Caucasian %	Minority %	Women %	Ethnicity Score (Total Participation)
\$212,137,792.90	\$96,288,749.80	\$67,090,303.83	41.06%	A	1,569	332,154.58	241,318.83	90,835.75	3,390.34	A	72.65%	27.35%	1.02%	A+

DB-540A/B/C TRANSCORE, LP - Electronic Toll Collection System Replacement - Design, Build & Maintain														
Payments Summary					Workforce Hours Summary 53.31%					Ethnicity Participation Summary				
Initial Contract Value	Total Prime P / T / D	Total IBE P / T / D	Total IBE %	Payments Score (Total IBE Payments)	Total Number of Workers	Total Hours Worked	Caucasian Hours	Total Minority Hours	Total Women Hours	Workforce Score (Total Hours Worked)	Caucasian %	Minority %	Women %	Ethnicity Score (Total Participation)
\$13,575,398.74	\$11,230,227.20	\$2,316,211.51	17.10%	C	15	2,040.00	952.50	1,087.50	0.00	A+	46.69%	53.31%	0.00%	A+

DB-724A SCHNEIDER ELECTRIC Electronic Surveillance/Detection System Maintenance Contract														
Payments Summary					Workforce Hours Summary 45.89%					Ethnicity Participation Summary				
Initial Contract Value	Total Prime P / T / D	Total IBE P / T / D	Total IBE %	Payments Score (Total IBE Payments)	Total Number of Workers	Total Hours Worked	Caucasian Hours	Total Minority Hours	Total Women Hours	Workforce Score (Total Hours Worked)	Caucasian %	Minority %	Women %	Ethnicity Score (Total Participation)
\$5,217,520.75	\$1,402,730.84	\$215,551.42	13.32%	D+	57	717.00	479.00	238.00	91.00	A+	66.81%	33.19%	12.69%	A+

DB-768B DYNAMIC SECURITY, LLC (IBE) dba SECUNI / Network Video Management System (NVMS) Integrator Services														
Payments Summary					Workforce Hours Summary 0.00%					Ethnicity Participation Summary				
Initial Contract Value	Total Prime P / T / D	Total IBE P / T / D	Total IBE %	Payments Score (Total IBE Payments)	Total Number of Workers	Total Hours Worked	Caucasian Hours	Total Minority Hours	Total Women Hours	Workforce Score (Total Hours Worked)	Caucasian %	Minority %	Women %	Ethnicity Score (Total Participation)
\$104,074.00	\$-	\$87,232.80	100.00%	A+	0	0.00	0.00	0.00	0.00	N/A	0.00%	0.00%	0.00%	N/A

DB-792A TRANSCORE, LP - In-Lane All Electronic Toll Collection System (Design, Build and Maintain)														
Payments Summary					Workforce Hours Summary 0.00%					Ethnicity Participation Summary				
Initial Contract Value	Total Prime P / T / D	Total IBE P / T / D	Total IBE %	Payments Score (Total IBE Payments)	Total Number of Workers	Total Hours Worked	Caucasian Hours	Total Minority Hours	Total Women Hours	Workforce Score (Total Hours Worked)	Caucasian %	Minority %	Women %	Ethnicity Score (Total Participation)
\$9,701,499.00	\$1,980,426.42	\$-	0.00%	N/A	0	0.00	0.00	0.00	0.00	N/A	0.00%	0.00%	0.00%	N/A

T-519A BRACY CONSTRUCTION, INC. / Southern Operations and Maintenance Facilities Improvements - Trenton Morrisville, Langhorne, and New Hope														
Payments Summary					Workforce Hours Summary 19.95%					Ethnicity Participation Summary				
Initial Contract Value	Total Prime P / T / D	Total IBE P / T / D	Total IBE %	Payments Score (Total IBE Payments)	Total Number of Workers	Total Hours Worked	Caucasian Hours	Total Minority Hours	Total Women Hours	Workforce Score (Total Hours Worked)	Caucasian %	Minority %	Women %	Ethnicity Score (Total Participation)
\$59,300,150.96	\$48,719,528.01	\$8,541,725.04	14.92%	D+	613	117,892.58	94,901.58	22,991.00	529.84	B	80.50%	19.50%	0.45%	A

T-754A PKF-MARK III, INC / New Hope - Lambertville Toll Bridge All Electronic Tolling (AET) Conversion & PA Abutment Backwall Replacement														
Payments Summary					Workforce Hours Summary 15.23%					Ethnicity Participation Summary				
Initial Contract Value	Total Prime P / T / D	Total IBE P / T / D	Total IBE %	Payments Score (Total IBE Payments)	Total Number of Workers	Total Hours Worked	Caucasian Hours	Total Minority Hours	Total Women Hours	Workforce Score (Total Hours Worked)	Caucasian %	Minority %	Women %	Ethnicity Score (Total Participation)
\$11,863,715.00	\$2,572,760.80	\$-	0.00%	N/A	93	9,545.00	8,671.00	874.00	580.00	B	90.84%	9.16%	6.08%	C

Delaware River Joint Toll Bridge Commission

Meeting of December 22, 2025

Active Construction Projects - Summary's & Scores (IBE Payments, Workforce Hours & Ethnicity Participation)

Date: From 07/01/2014 To 11/30/2025

IBE Payments Legend	
Score Rankings	IBE Commitment Participation
A+	45% & above
A	35% to 44.9%
B+	30% to 34.9%
B	25% to 29.9%
C+	20% to 24.9%
C	15% to 19.9%
D+	10% to 14.9%
D	5% to 9.9%
F	4.9% & below

Total of all Primes Contract Values \$212,137,792.90

Total Payments to all Primes \$96,288,749.80

Total Payments to all IBEs \$67,090,303.83

IBE Target 25.00%

IBE Actual 41.06%

Workforce Utilization Legend		
Score Rankings	Workforce Commitment Participation	Ethnicity & Gender Participation
A+	30% & above	25% & above
A	25% to 29.9%	15% to 24.9%
B+	20% to 24.9%	over 15%
B	15% to 19.9%	10% to 14.9%
C+	10% to 14.9%	over 10%
C	10% to 14.9%	7.5% to 9.9%
D+	5% to 9.9%	over 7.5%
D	5% to 9.9%	5% to 7.4%
F	4.9% & below	4.9% & below

T-766A CRISDEL GROUP, INC. / I-78 NJ Roadway Rehabilitation and Power & Communication Infrastructure Improvements														
Payments Summary				Workforce Hours Summary 36.28%						Ethnicity Participation Summary				
Initial Contract Value	Total Prime P / T / D	Total IBE P / T / D	Total IBE %	Payments Score (Total IBE Payments)	Total Number of Workers	Total Hours Worked	Caucasian Hours	Total Minority Hours	Total Women Hours	Workforce Score (Total Hours Worked)	Caucasian %	Minority %	Women %	Ethnicity Score (Total Participation)
\$22,494,884.42	\$15,614,209.79	\$6,335,785.34	28.86%	B	203	29,869.50	19,139.00	10,730.50	107.00	A+	64.08%	35.92%	0.36%	A+

TS-590A J.D. ECKMAN, INC. / Northampton St. TSB Rehabilitation														
Payments Summary				Workforce Hours Summary 22.68%						Ethnicity Participation Summary				
Initial Contract Value	Total Prime P / T / D	Total IBE P / T / D	Total IBE %	Payments Score (Total IBE Payments)	Total Number of Workers	Total Hours Worked	Caucasian Hours	Total Minority Hours	Total Women Hours	Workforce Score (Total Hours Worked)	Caucasian %	Minority %	Women %	Ethnicity Score (Total Participation)
\$15,487,427.50	\$10,879,493.81	\$3,917,310.23	26.47%	B	111	35,867.50	27,733.25	8,134.25	0.00	B+	77.32%	22.68%	0.00%	A

TS-642A ANSELM I & DeCICCO (IBE) / Uhlerstown - Frenchtown Toll-Supported Bridge Rehabilitation														
Payments Summary				Workforce Hours Summary 40.00%						Ethnicity Participation Summary				
Initial Contract Value	Total Prime P / T / D	Total IBE P / T / D	Total IBE %	Payments Score (Total IBE Payments)	Total Number of Workers	Total Hours Worked	Caucasian Hours	Total Minority Hours	Total Women Hours	Workforce Score (Total Hours Worked)	Caucasian %	Minority %	Women %	Ethnicity Score (Total Participation)
\$22,216,237.00	\$-	\$12,249,271.17	100.00%	A+	103	39,449.00	23,855.50	15,593.50	185.00	A+	60.47%	39.53%	0.47%	A+

TS-694A/B/C/D/E ANSELM I & DeCICCO (IBE) / New Hope Lambertville TSB Rehabilitation														
Payments Summary				Workforce Hours Summary 42.02%						Ethnicity Participation Summary				
Initial Contract Value	Total Prime P / T / D	Total IBE P / T / D	Total IBE %	Payments Score (Total IBE Payments)	Total Number of Workers	Total Hours Worked	Caucasian Hours	Total Minority Hours	Total Women Hours	Workforce Score (Total Hours Worked)	Caucasian %	Minority %	Women %	Ethnicity Score (Total Participation)
\$27,589,084.53	\$-	\$24,606,703.06	100.00%	A+	148	57,129.75	33,129.75	24,000.00	8.00	A+	57.99%	42.01%	0.01%	A+

TTS-734A MOUNT CONSTRUCTION CO., INC. (IBE) / JOC - Bridge, Highway & Civil Work - North Region														
Payments Summary				Workforce Hours Summary 26.07%						Ethnicity Participation Summary				
Initial Contract Value	Total Prime P / T / D	Total IBE P / T / D	Total IBE %	Payments Score (Total IBE Payments)	Total Number of Workers	Total Hours Worked	Caucasian Hours	Total Minority Hours	Total Women Hours	Workforce Score (Total Hours Worked)	Caucasian %	Minority %	Women %	Ethnicity Score (Total Participation)
\$7,000,000.00	\$-	\$6,962,308.81	100.00%	A+	148	22,646.75	18,609.25	4,037.50	1,866.50	A	82.17%	17.83%	8.24%	A

TTS-735A MOUNT CONSTRUCTION CO., INC. (IBE) / JOC - Bridge, Highway & Civil Work - South Region														
Payments Summary				Workforce Hours Summary 20.75%						Ethnicity Participation Summary				
Initial Contract Value	Total Prime P / T / D	Total IBE P / T / D	Total IBE %	Payments Score (Total IBE Payments)	Total Number of Workers	Total Hours Worked	Caucasian Hours	Total Minority Hours	Total Women Hours	Workforce Score (Total Hours Worked)	Caucasian %	Minority %	Women %	Ethnicity Score (Total Participation)
\$2,500,000.00	\$-	\$1,858,204.45	100.00%	A+	97	8,008.50	6,369.50	1,639.00	23.00	B+	79.53%	20.47%	0.29%	A

TTS-783A J. FLETCHER CREAMER & SON, INC. / On-Call Beam Guide Rail and Attenuator Replacement														
Payments Summary				Workforce Hours Summary 33.51%						Ethnicity Participation Summary				
Initial Contract Value	Total Prime P / T / D	Total IBE P / T / D	Total IBE %	Payments Score (Total IBE Payments)	Total Number of Workers	Total Hours Worked	Caucasian Hours	Total Minority Hours	Total Women Hours	Workforce Score (Total Hours Worked)	Caucasian %	Minority %	Women %	Ethnicity Score (Total Participation)
\$2,087,801.00	\$303,750.00	\$-	0.00%	N/A	51	1,046.00	695.50	350.50	0.00	A+	66.49%	33.51%	0.00%	A+

Delaware River Joint Toll Bridge Commission

Meeting of December 22, 2025

Active Construction Projects - Summary's & Scores (IBE Payments, Workforce Hours & Ethnicity Participation)

Date: From 07/01/2014 To 11/30/2025

IBE Payments Legend	
Score Rankings	IBE Commitment Participation
A+	45% & above
A	35% to 44.9%
B+	30% to 34.9%
B	25% to 29.9%
C+	20% to 24.9%
C	15% to 19.9%
D+	10% to 14.9%
D	5% to 9.9%
F	4.9% & below

Total of all Primes Contract Values \$212,137,792.90

Total Payments to all Primes \$96,288,749.80

Total Payments to all IBEs \$67,090,303.83

IBE Target 25.00%

IBE Actual 41.06%

Workforce Utilization Legend		
Score Rankings	Workforce Commitment Participation	Ethnicity & Gender Participation
A+	30% & above	25% & above
A	25% to 29.9%	15% to 24.9%
B+	20% to 24.9%	over 15%
B	15% to 19.9%	10% to 14.9%
C+	10% to 14.9%	over 10%
C	10% to 14.9%	7.5% to 9.9%
D+	5% to 9.9%	over 7.5%
D	5% to 9.9%	5% to 7.4%
F	4.9% & below	4.9% & below

TTS-784A MOUNT CONSTRUCTION CO., INC. / JOC - Bridge, Highway, and Civil Work - North Region														
Payments Summary					Workforce Hours Summary 21.78%					Ethnicity Participation Summary				
Initial Contract Value	Total Prime P / T / D	Total IBE P / T / D	Total IBE %	Payments Score (Total IBE Payments)	Total Number of Workers	Total Hours Worked	Caucasian Hours	Total Minority Hours	Total Women Hours	Workforce Score (Total Hours Worked)	Caucasian %	Minority %	Women %	Ethnicity Score (Total Participation)
\$3,000,000.00	\$856,307.41	\$-	0.00%	N/A	25	2,887.50	2,258.50	629.00	0.00	B+	78.22%	21.78%	0.00%	A

TTS-785A MOUNT CONSTRUCTION CO., INC. / JOC - Bridge, Highway, and Civil Work - South Region														
Payments Summary					Workforce Hours Summary 28.86%					Ethnicity Participation Summary				
Initial Contract Value	Total Prime P / T / D	Total IBE P / T / D	Total IBE %	Payments Score (Total IBE Payments)	Total Number of Workers	Total Hours Worked	Caucasian Hours	Total Minority Hours	Total Women Hours	Workforce Score (Total Hours Worked)	Caucasian %	Minority %	Women %	Ethnicity Score (Total Participation)
\$4,000,000.00	\$180,719.58	\$-	0.00%	N/A	25	1,840.00	1,309.00	531.00	0.00	A	71.14%	28.86%	0.00%	A+

TTS-786A MOUNT CONSTRUCTION CO., INC. / JOC - Building and Facility Work - North Region														
Payments Summary					Workforce Hours Summary 0.00%					Ethnicity Participation Summary				
Initial Contract Value	Total Prime P / T / D	Total IBE P / T / D	Total IBE %	Payments Score (Total IBE Payments)	Total Number of Workers	Total Hours Worked	Caucasian Hours	Total Minority Hours	Total Women Hours	Workforce Score (Total Hours Worked)	Caucasian %	Minority %	Women %	Ethnicity Score (Total Participation)
\$3,000,000.00	\$140,294.57	\$-	0.00%	N/A	5	257.00	257.00	0.00	0.00	F	100.00%	0.00%	0.00%	F

TTS-787A A.P. CONSTRUCTION, INC. / JOC - Building and Facility Work - South Region														
Payments Summary					Workforce Hours Summary 0.00%					Ethnicity Participation Summary				
Initial Contract Value	Total Prime P / T / D	Total IBE P / T / D	Total IBE %	Payments Score (Total IBE Payments)	Total Number of Workers	Total Hours Worked	Caucasian Hours	Total Minority Hours	Total Women Hours	Workforce Score (Total Hours Worked)	Caucasian %	Minority %	Women %	Ethnicity Score (Total Participation)
\$3,000,000.00	\$2,408,301.37	\$-	0.00%	N/A	21	2,958.50	2,958.50	0.00	0.00	F	100.00%	0.00%	0.00%	F

Delaware River Joint Toll Bridge Commission

Meeting of December 22, 2025

Active Professional Services Projects Payments Detail Report

Date: From 07/01/2014 To 11/30/2025

IBE Payments Legend	
Score Rankings	IBE Commitment Participation
A+	45% & above
A	35% to 44.9%
B+	30% to 34.9%
B	25% to 29.9%
C+	20% to 24.9%
C	15% to 19.9%
D+	10% to 14.9%
D	5% to 9.9%
F	4.9% & below

Summary	Initial Contract Value	Prime P / T / D	IBE P / T / D	IBE Actual	Score
Professional and Construction Projects Totals	\$301,513,652.84	\$146,809,317.48	\$86,694,919.35	37.13%	A
Professional Services Projects Totals	\$89,375,859.94	\$50,520,567.68	\$19,604,615.52	27.96%	B

Prime Consultants	IBE Firm	Project Title	Initial Contract Value	Prime P / T / D	IBE P / T / D	IBE Actual	Score
Gannett Fleming Inc. - Camp Hill, PA		C-519A GANNETT FLEMING ARCHITECTS, INC. / Southern Operations & Maintenance Facilities Improvements - Consulting Engineer Agreement	\$5,112,368.62	\$3,609,758.23	\$1,158,885.33	24.30%	C+
Greenman-Pedersen, Inc.		C-590A GREENMAN-PEDERSEN, INC. / Northampton St. TSB Rehabilitation - Preliminary, Final and Post Design - Consulting Engineer Agreement	\$1,504,783.15	\$906,645.35	\$540,453.22	37.35%	A
WSP USA, Inc. - PHILADELPHIA, PA		C-642A WSP USA, INC. / Uhlertown Frenchtown TSB Rehabilitation - Preliminary, Final and Post Design - Consulting Engineer Agreement	\$1,953,930.92	\$1,332,744.56	\$556,384.18	29.45%	B
Michael Baker International, Inc.		C-660A MICHAEL BAKER, JR., INC. / SFB Replacement Project Final Design Services - Consulting Engineer Agreement	\$33,626,658.74	\$26,783,020.09	\$6,808,784.95	20.27%	C+
Greenman-Pedersen, Inc.		C-694A GREENMAN-PEDERSEN, INC. / New Hope Lambertville TSB Rehabilitation - Preliminary, Final and Post Design - Consulting Engineer Agreement	\$2,280,484.05	\$1,340,041.00	\$676,716.89	33.55%	B+
French & Parrello Associates		C-696B FRENCH & PARRELLO ASSOCIATES, P.A. / TOA - Facilities - NJ - Consulting Engineer Agreement	\$500,000.00	\$98,391.08	\$40,744.52	29.28%	B
HDR Engineering, Inc. - Pittsburgh, PA		C-697A HDR ENGINEERING, INC. / Preliminary Engineering and Environmental Documentation for the Washington Crossing Bridge Replacement - Consulting Engineer Agreement	\$8,061,761.62	\$1,792,943.50	\$518,078.46	22.42%	C+
Greenman-Pedersen, Inc.		C-704A GREENMAN-PEDERSEN, INC. / TOA - New Hope-Lambertville Toll Bridge Salt Storage Building - CM/CI Services	\$610,849.20	\$583,574.55	\$26,570.72	4.35%	F
Johnson, Mirmiran and Thompson, Inc.		C-716A JOHNSON, MIRMIRAN & THOMPSON / TOA - Facilities - Consulting Engineer Agreement	\$500,000.00	\$273,048.65	\$48,594.97	15.11%	C
The Gordian Group, Inc.		C-727A THE GORDIAN GROUP, INC. / JOC - Program Manager Consultant - Consulting Engineer Agreement	\$2,950,000.00	\$841,342.11	\$729,008.62	46.42%	A+
Rummel, Klepper and Kahl, LLP		C-728A RUMMEL, KLEPPER & KAHL / TOA - Electric Toll Collection / Tolling - PA - Consulting Engineer Agreement	\$500,000.00	\$385,325.84	\$114,472.44	22.90%	C+
French & Parrello Associates (IBE Prime)	VBE	C-729A FRENCH & PARRELLO ASSOCIATES, P.A. (IBE) / TOA - Facilities - NJ - Consulting Engineer Agreement	\$500,000.00	\$-	\$99,472.30	100.00%	A+
WSP/PARSONS BRINCKERHOFF, INC		C-750A WSP USA, INC. / TOA - Structural / Civil - Consulting Engineer Agreement	\$1,000,000.00	\$631,081.04	\$125,019.51	16.53%	C
Traffic Planning and Design, Inc.		C-751A TRAFFIC PLANNING AND DESIGN, INC. / TOA - Construction Inspection - Consulting Engineer Agreement	\$500,000.00	\$343,562.59	\$30,950.72	8.26%	D
Rummel, Klepper and Kahl, LLP		C-754A RUMMEL, KLEPPER & KAHL, LLP / New Hope Lambertville TB All Electronic Tolling (AET) Conversion Design - Consulting Engineer Agreement	\$1,540,341.14	\$1,062,170.04	\$378,351.50	26.26%	B
Pickering, Corts & Summerson, Inc. (IBE Prime)	SBE	C-757A-1 PICKERING, CORTS & SUMMERSON (IBE) / Professional Engineering Services for 2023-2024 Annual Inspections - Consulting Engineer Agreement	\$748,898.24	\$-	\$650,654.06	100.00%	A+
Naik Consulting Group, P.C. (IBE Prime)	DBE	C-759A NAIK CONSULTING GROUP, PC (IBE) / TOA - Structural / Civil - Consulting Engineer Agreement	\$1,000,000.00	\$-	\$755,490.09	100.00%	A+
Remington & Vernick		C-760A REMINGTON & VERNICK ENGINEERS, INC. / TOA - Construction Management Services - Consulting Engineer Agreement	\$500,000.00	\$256,245.95	\$60,290.60	19.05%	C
Pennoni Associates Inc		C-761A PENNONI ASSOCIATES, INC. / Traffic Engineering Consultant 2021-2022 Annual Reports - Consulting Engineer Agreement	\$303,088.00	\$176,465.60	\$-	0.00%	N/A
Arora and Associates, P.C. (IBE Prime)	MBE	C-766A ARORA & ASSOCIATES, PC (IBE) / I-78 NJ Roadway Rehabilitation and Power & Communication Infrastructure - Final and Post Design - Consulting Engineer Agreement	\$2,900,943.54	\$-	\$2,680,003.04	100.00%	A+
Traffic Planning and Design, Inc.		C-769A TRAFFIC PLANNING & DESIGN, INC. / TOA - Structural / Civil - Consulting Engineer Agreement	\$1,000,000.00	\$656,504.00	\$176,429.07	21.18%	C+
Rummel, Klepper and Kahl, LLP		C-770A RUMMEL, KLEPPER & KAHL, LLP / TOA - Electronic Toll Collection / Tolling - Consulting Engineer Agreement	\$1,250,000.00	\$518,149.24	\$104,153.36	16.74%	C
French & Parrello Associates		C-771A FRENCH & PARRELLO ASSOCIATES, P.A. / TOA - Facilities - Consulting Engineer Agreement	\$1,165,540.60	\$794,535.31	\$158,793.65	16.66%	C

*Met or Exceeded the Target

*Did Not Meet the Target

*P/T/D = Paid To Date

Delaware River Joint Toll Bridge Commission

Meeting of December 22, 2025

Active Professional Services Projects Payments Detail Report

Date: From 07/01/2014 To 11/30/2025

IBE Payments Legend	
Score Rankings	IBE Commitment Participation
A+	45% & above
A	35% to 44.9%
B+	30% to 34.9%
B	25% to 29.9%
C+	20% to 24.9%
C	15% to 19.9%
D+	10% to 14.9%
D	5% to 9.9%
F	4.9% & below

Prime Consultants	IBE Firm	Project Title	Initial Contract Value	Prime P / T / D	IBE P / T / D	IBE Actual	Score
KS Engineers, P.C. (IBE Prime)	MBE	C-772A KS ENGINEERS, PC (IBE) / TOA - Construction Inspection - Consulting Engineer Agreement	\$500,000.00	\$-	\$389,645.24	100.00%	A+
IH Engineers, P.C. (IBE Prime)	SBE	C-782A IH ENGINEERS, PC (IBE) / Underwater Substructure Improvement Design - All Regions - Professional Engineering Services Agreement	\$1,866,074.12	\$-	\$843,414.15	100.00%	A+
Traffic Planning and Design, Inc.		C-788A TRAFFIC PLANNING & DESIGN, INC. / TOA - Structural / Civil - Consulting Engineer Agreement	\$976,551.83	\$445,102.96	\$18,607.36	4.01%	F
Pennoni Associates Inc		C-789A PENNONI ASSOCIATES, INC. / TOA - Consulting Engineer Agreement	\$500,000.00	\$115,826.74	\$-	0.00%	N/A
Traffic Planning and Design, Inc.		C-802A TRAFFIC PLANNING AND DESIGN, INC. / TOA - PROFESSIONAL ENGINEERING SERVICES - STRUCTURAL / CIVIL	\$1,000,000.00	\$-	\$-	0.00%	N/A
French & Parrello Associates		C-803A FRENCH & PARRELLO ASSOCIATES, PA / TOA - Consulting Engineer Agreement	\$1,000,000.00	\$50,876.20	\$66,126.56	56.52%	A+
STV, INC		C-804A STV, INC. / TOA - Professional Engineering Services - Construction Inspection Services	\$500,000.00	\$-	\$-	0.00%	N/A
Joseph Jingoli & Son, Inc.		CM-519A JOSEPH JINGOLI & SON, INC. / Southern Operations & Maintenance Facilities Improvements - Consulting Engineer Agreement	\$3,611,070.08	\$2,443,502.42	\$909,743.89	27.13%	B
Johnson, Mirmiran and Thompson, Inc.		CM-590A JOHNSON, MIRMIRAN AND THOMPSON, INC. / Northampton St. TSB Rehabilitation - CM / CI Services - Consulting Engineer Agreement	\$1,279,571.54	\$954,373.01	\$325,198.53	25.41%	B
Urban Engineers, Inc.		CM-642A URBAN ENGINEERS, INC. / UHLERSTOWN - FRENCHTOWN TSB REHABILITATION / CONSTRUCTION MANAGEMENT & INSPECTION SERVICES	\$1,587,138.62	\$586,866.02	\$21,384.00	3.52%	F
Urban Engineers, Inc.		CM-694A URBAN ENGINEERS, INC. / New Hope Lambertville TSB Rehabilitation - CM / CI Services - Consulting Engineer Agreement	\$1,664,394.93	\$1,116,823.05	\$340,034.30	23.34%	C+
STV Inc. - Trenton, NJ		CM-754A STV, INC. / New Hope - Lambertville Toll Bridge - All Electronic Tolling Conversion & PA Abutment Backwall Replacement - CM & CI Services	\$2,476,202.84	\$466,651.31	\$-	0.00%	N/A
Greenman-Pedersen, Inc.		CM-766A GREENMAN-PEDERSEN, INC. / I-78 NJ Roadway Rehabilitation and Power & Communication Infrastructure Improvements - CM / CI Services - Consulting Engineer Agreement	\$2,405,208.16	\$1,954,997.24	\$252,159.29	11.42%	D+

*Met or Exceeded the Target

*Did Not Meet the Target

*P/T/D = Paid To Date

Delaware River Joint Toll Bridge Commission

Meeting of December 22, 2025

Completed Construction Projects - Summary's & Scores (IBE Payments, Workforce Hours & Ethnicity Participation)

Date: From 07/01/2014 To 11/30/2025

IBE Payments Legend	
Score Rankings	IBE Commitment Participation
A+	45% & above
A	35% to 44.9%
B+	30% to 34.9%
B	25% to 29.9%
C+	20% to 24.9%
C	15% to 19.9%
D+	10% to 14.9%
D	5% to 9.9%
F	4.9% & below

Total of all Primes Contract Values \$533,888,198.70

Total Payments to all Primes \$428,424,274.83

Total Payments to all IBEs \$105,463,923.87

IBE Target 25.00%

IBE Actual 19.75%

Workforce Utilization Legend		
Score Rankings	Workforce Commitment Participation	Ethnicity & Gender Participation
A+	30% & above	25% & above
A	25% to 29.9%	15% to 24.9%
B+	20% to 24.9%	over 15%
B	15% to 19.9%	10% to 14.9%
C+	10% to 14.9%	over 10%
C	10% to 14.9%	7.5% to 9.9%
D+	5% to 9.9%	over 7.5%
D	5% to 9.9%	5% to 7.4%
F	4.9% & below	4.9% & below

COMPLETED CONSTRUCTION PROJECTS														
Payments Summary					Workforce Hours Summary 19.68%					Ethnicity Participation Summary				
Total Contracts Value	Total Prime P / T / D	Total IBE P / T / D	Total IBE %	Payments Score (Total IBE Payments)	Total Number of Workers	Total Hours Worked	Caucasian Hours	Total Minority Hours	Total Women Hours	Workforce Score (Total Hours Worked)	Caucasian %	Minority %	Women %	Ethnicity Score (Total Participation)
\$533,888,198.70	\$428,424,274.83	\$105,463,923.87	19.75%	C	4,444	1,738,348.70	1,442,435.56	295,913.14	46,110.00	B	82.98%	17.02%	2.65%	A

T-508A BRACY - I-78 Maintenance Garage Expansion at I-78 PA Welcome Center / Maintenance Facility														
Payments Summary					Workforce Hours Summary 7.39%					Ethnicity Participation Summary				
Total Contracts Value	Total Prime P / T / D	Total IBE P / T / D	Total IBE %	Payments Score (Total IBE Payments)	Total Number of Workers	Total Hours Worked	Caucasian Hours	Total Minority Hours	Total Women Hours	Workforce Score (Total Hours Worked)	Caucasian %	Minority %	Women %	Ethnicity Score (Total Participation)
\$9,845,176.91	\$8,255,795.37	\$1,589,381.54	16.14%	C	244	31,516.58	30,048.08	1,468.50	861.25	D	95.34%	4.66%	2.73%	F

T-514A WEST SIDE - DIII Toll Bridges Facilities Emergency Standby Generators Improvements														
Payments Summary					Workforce Hours Summary 0.00%					Ethnicity Participation Summary				
Total Contracts Value	Total Prime P / T / D	Total IBE P / T / D	Total IBE %	Payments Score (Total IBE Payments)	Total Number of Workers	Total Hours Worked	Caucasian Hours	Total Minority Hours	Total Women Hours	Workforce Score (Total Hours Worked)	Caucasian %	Minority %	Women %	Ethnicity Score (Total Participation)
\$644,686.00	\$447,346.01	\$197,339.99	30.61%	B+	0	0.00	0.00	0.00	0.00	N/A	0.00%	0.00%	0.00%	N/A

T-566A INTERCOUNTY PAVING - PORTLAND COLUMBIA TOLL BRIDGE APPROACH ROADWAY IMPROVEMENTS														
Payments Summary					Workforce Hours Summary 0.00%					Ethnicity Participation Summary				
Total Contracts Value	Total Prime P / T / D	Total IBE P / T / D	Total IBE %	Payments Score (Total IBE Payments)	Total Number of Workers	Total Hours Worked	Caucasian Hours	Total Minority Hours	Total Women Hours	Workforce Score (Total Hours Worked)	Caucasian %	Minority %	Women %	Ethnicity Score (Total Participation)
\$6,193,334.28	\$4,315,427.42	\$1,877,906.86	30.32%	B+	0	0.00	0.00	0.00	0.00	N/A	0.00%	0.00%	0.00%	N/A

T-611A MAGNUM (IBE) NH-L Toll Bridge Salt Storage Facility														
Payments Summary					Workforce Hours Summary 2.16%					Ethnicity Participation Summary				
Total Contracts Value	Total Prime P / T / D	Total IBE P / T / D	Total IBE %	Payments Score (Total IBE Payments)	Total Number of Workers	Total Hours Worked	Caucasian Hours	Total Minority Hours	Total Women Hours	Workforce Score (Total Hours Worked)	Caucasian %	Minority %	Women %	Ethnicity Score (Total Participation)
\$1,348,934.71	\$-	\$1,348,934.71	100.00%	A+	65	5,925.50	5,805.50	120.00	8.00	F	97.97%	2.03%	0.14%	F

T-641A MERC0 - Easton / Phillipsburg Ramp C Stabilization														
Payments Summary					Workforce Hours Summary 0.00%					Ethnicity Participation Summary				
Total Contracts Value	Total Prime P / T / D	Total IBE P / T / D	Total IBE %	Payments Score (Total IBE Payments)	Total Number of Workers	Total Hours Worked	Caucasian Hours	Total Minority Hours	Total Women Hours	Workforce Score (Total Hours Worked)	Caucasian %	Minority %	Women %	Ethnicity Score (Total Participation)
\$998,300.00	\$-	\$998,300.00	100.00%	A+	0	0.00	0.00	0.00	0.00	N/A	0.00%	0.00%	0.00%	N/A

T-644A J.D. ECKMAN - Easton Phillipsburg TB Facility Administration Bldg.														
Payments Summary					Workforce Hours Summary 28.50%					Ethnicity Participation Summary				
Total Contracts Value	Total Prime P / T / D	Total IBE P / T / D	Total IBE %	Payments Score (Total IBE Payments)	Total Number of Workers	Total Hours Worked	Caucasian Hours	Total Minority Hours	Total Women Hours	Workforce Score (Total Hours Worked)	Caucasian %	Minority %	Women %	Ethnicity Score (Total Participation)
\$11,038,703.72	\$7,971,977.75	\$3,066,725.97	27.78%	B	320	47,800.75	35,278.00	12,522.75	1,098.75	A	73.80%	26.20%	2.30%	A+

Delaware River Joint Toll Bridge Commission

Meeting of December 22, 2025

Completed Construction Projects - Summary's & Scores (IBE Payments, Workforce Hours & Ethnicity Participation)

Date: From 07/01/2014 To 11/30/2025

IBE Payments Legend	
Score Rankings	IBE Commitment Participation
A+	45% & above
A	35% to 44.9%
B+	30% to 34.9%
B	25% to 29.9%
C+	20% to 24.9%
C	15% to 19.9%
D+	10% to 14.9%
D	5% to 9.9%
F	4.9% & below

Total of all Primes Contract Values \$533,888,198.70

Total Payments to all Primes \$428,424,274.83

Total Payments to all IBEs \$105,463,923.87

IBE Target 25.00%

IBE Actual 19.75%

Workforce Utilization Legend		
Score Rankings	Workforce Commitment Participation	Ethnicity & Gender Participation
A+	30% & above	25% & above
A	25% to 29.9%	15% to 24.9%
B+	20% to 24.9%	over 15%
B	15% to 19.9%	10% to 14.9%
C+	10% to 14.9%	over 10%
C	10% to 14.9%	7.5% to 9.9%
D+	5% to 9.9%	over 7.5%
D	5% to 9.9%	5% to 7.4%
F	4.9% & below	4.9% & below

T-645A MJF Building & Facilities Energy Conservation														
Payments Summary					Workforce Hours Summary 23.54%					Ethnicity Participation Summary				
Total Contracts Value	Total Prime P / T / D	Total IBE P / T / D	Total IBE %	Payments Score (Total IBE Payments)	Total Number of Workers	Total Hours Worked	Caucasian Hours	Total Minority Hours	Total Women Hours	Workforce Score (Total Hours Worked)	Caucasian %	Minority %	Women %	Ethnicity Score (Total Participation)
\$5,376,806.87	\$-	\$5,376,806.87	100.00%	A+	46	9,735.28	7,509.23	2,226.05	65.75	B+	77.13%	22.87%	0.68%	A

T-645B SCHNEIDER ELECTRIC Building & Facilities Energy Conservation Measures - Mechanical/Controls														
Payments Summary					Workforce Hours Summary 0.00%					Ethnicity Participation Summary				
Total Contracts Value	Total Prime P / T / D	Total IBE P / T / D	Total IBE %	Payments Score (Total IBE Payments)	Total Number of Workers	Total Hours Worked	Caucasian Hours	Total Minority Hours	Total Women Hours	Workforce Score (Total Hours Worked)	Caucasian %	Minority %	Women %	Ethnicity Score (Total Participation)
\$1,247,159.50	\$1,117,634.00	\$129,525.50	10.39%	D+	7	1,625.50	1,625.50	0.00	0.00	F	100.00%	0.00%	0.00%	F

T-661A TRC - SFB Replacement Project Subsurface Boring & Sampling														
Payments Summary					Workforce Hours Summary 0.00%					Ethnicity Participation Summary				
Total Contracts Value	Total Prime P / T / D	Total IBE P / T / D	Total IBE %	Payments Score (Total IBE Payments)	Total Number of Workers	Total Hours Worked	Caucasian Hours	Total Minority Hours	Total Women Hours	Workforce Score (Total Hours Worked)	Caucasian %	Minority %	Women %	Ethnicity Score (Total Participation)
\$1,438,941.98	\$1,204,475.68	\$234,466.30	16.29%	C	0	0.00	0.00	0.00	0.00	N/A	0.00%	0.00%	0.00%	N/A

T-666A PKF - SFB Replacement Project Construction for PA Noise Walls														
Payments Summary					Workforce Hours Summary 14.94%					Ethnicity Participation Summary				
Total Contracts Value	Total Prime P / T / D	Total IBE P / T / D	Total IBE %	Payments Score (Total IBE Payments)	Total Number of Workers	Total Hours Worked	Caucasian Hours	Total Minority Hours	Total Women Hours	Workforce Score (Total Hours Worked)	Caucasian %	Minority %	Women %	Ethnicity Score (Total Participation)
\$11,219,737.01	\$7,880,950.78	\$3,338,786.23	29.76%	B	42	5,738.00	5,122.00	616.00	241.50	C	89.26%	10.74%	4.21%	B

T-667A AP CONSTRUCTION - SFB Replacement Project Tree Clearing														
Payments Summary					Workforce Hours Summary 0.00%					Ethnicity Participation Summary				
Total Contracts Value	Total Prime P / T / D	Total IBE P / T / D	Total IBE %	Payments Score (Total IBE Payments)	Total Number of Workers	Total Hours Worked	Caucasian Hours	Total Minority Hours	Total Women Hours	Workforce Score (Total Hours Worked)	Caucasian %	Minority %	Women %	Ethnicity Score (Total Participation)
\$1,721,688.26	\$1,266,863.25	\$454,825.01	26.42%	B	0	0.00	0.00	0.00	0.00	N/A	0.00%	0.00%	0.00%	N/A

T-668A TRUMBULL 2 New Jersey - SFB Replacement Project														
Payments Summary					Workforce Hours Summary 21.57%					Ethnicity Participation Summary				
Total Contracts Value	Total Prime P / T / D	Total IBE P / T / D	Total IBE %	Payments Score (Total IBE Payments)	Total Number of Workers	Total Hours Worked	Caucasian Hours	Total Minority Hours	Total Women Hours	Workforce Score (Total Hours Worked)	Caucasian %	Minority %	Women %	Ethnicity Score (Total Participation)
\$-	\$-	\$-	0.00%	N/A	1,729	666,190.74	539,434.44	126,756.30	16,967.50	B+	80.97%	19.03%	2.55%	A

T-668A TRUMBULL 1 Pennsylvania SFB Bridge Replacement Project														
Payments Summary					Workforce Hours Summary 18.76%					Ethnicity Participation Summary				
Total Contracts Value	Total Prime P / T / D	Total IBE P / T / D	Total IBE %	Payments Score (Total IBE Payments)	Total Number of Workers	Total Hours Worked	Caucasian Hours	Total Minority Hours	Total Women Hours	Workforce Score (Total Hours Worked)	Caucasian %	Minority %	Women %	Ethnicity Score (Total Participation)
\$437,608,416.90	\$361,963,552.65	\$75,644,864.25	17.29%	C	1,953	841,284.08	709,643.76	131,640.32	26,191.25	B	84.35%	15.65%	3.11%	A

Delaware River Joint Toll Bridge Commission

Meeting of December 22, 2025

Completed Construction Projects - Summary's & Scores (IBE Payments, Workforce Hours & Ethnicity Participation)

Date: From 07/01/2014 To 11/30/2025

IBE Payments Legend	
Score Rankings	IBE Commitment Participation
A+	45% & above
A	35% to 44.9%
B+	30% to 34.9%
B	25% to 29.9%
C+	20% to 24.9%
C	15% to 19.9%
D+	10% to 14.9%
D	5% to 9.9%
F	4.9% & below

Total of all Primes Contract Values **\$533,888,198.70**

Total Payments to all Primes **\$428,424,274.83**

Total Payments to all IBEs **\$105,463,923.87**

IBE Target **25.00%**

IBE Actual **19.75%**

Workforce Utilization Legend		
Score Rankings	Workforce Commitment Participation	Ethnicity & Gender Participation
A+	30% & above	25% & above
A	25% to 29.9%	15% to 24.9%
B+	20% to 24.9%	over 15%
B	15% to 19.9%	10% to 14.9%
C+	10% to 14.9%	over 10%
C	10% to 14.9%	7.5% to 9.9%
D+	5% to 9.9%	over 7.5%
D	5% to 9.9%	5% to 7.4%
F	4.9% & below	4.9% & below

T-705A SPARWICK - I-78 Toll Plaza Bumper Block Replacement														
Payments Summary					Workforce Hours Summary 0.00%					Ethnicity Participation Summary				
Total Contracts Value	Total Prime P / T / D	Total IBE P / T / D	Total IBE %	Payments Score (Total IBE Payments)	Total Number of Workers	Total Hours Worked	Caucasian Hours	Total Minority Hours	Total Women Hours	Workforce Score (Total Hours Worked)	Caucasian %	Minority %	Women %	Ethnicity Score (Total Participation)
\$160,006.00	\$-	\$160,006.00	100.00%	A+	0	0.00	0.00	0.00	0.00	N/A	0.00%	0.00%	0.00%	N/A

T-707A Bracy Commission Administration Building at SFB & Adaptive Reuse of the 1799 Building														
Payments Summary					Workforce Hours Summary 12.32%					Ethnicity Participation Summary				
Total Contracts Value	Total Prime P / T / D	Total IBE P / T / D	Total IBE %	Payments Score (Total IBE Payments)	Total Number of Workers	Total Hours Worked	Caucasian Hours	Total Minority Hours	Total Women Hours	Workforce Score (Total Hours Worked)	Caucasian %	Minority %	Women %	Ethnicity Score (Total Participation)
\$21,468,985.71	\$17,086,817.88	\$4,382,167.83	20.41%	C+	435	80,061.86	70,408.20	9,653.66	209.00	C	87.94%	12.06%	0.26%	B

T-708A Allied Painting New Hope-Lambertville Toll Bridge Floor System Rehabilitation -Facility Administration Building														
Payments Summary					Workforce Hours Summary 64.86%					Ethnicity Participation Summary				
Total Contracts Value	Total Prime P / T / D	Total IBE P / T / D	Total IBE %	Payments Score (Total IBE Payments)	Total Number of Workers	Total Hours Worked	Caucasian Hours	Total Minority Hours	Total Women Hours	Workforce Score (Total Hours Worked)	Caucasian %	Minority %	Women %	Ethnicity Score (Total Participation)
\$1,546,100.00	\$1,375,155.72	\$170,944.28	11.06%	D+	26	5,244.00	1,842.50	3,401.50	0.00	A+	35.14%	64.86%	0.00%	A+

T-711AR BRACY - Easton Phillipsburg Toll Bridge Salt Storage Building														
Payments Summary					Workforce Hours Summary 15.61%					Ethnicity Participation Summary				
Total Contracts Value	Total Prime P / T / D	Total IBE P / T / D	Total IBE %	Payments Score (Total IBE Payments)	Total Number of Workers	Total Hours Worked	Caucasian Hours	Total Minority Hours	Total Women Hours	Workforce Score (Total Hours Worked)	Caucasian %	Minority %	Women %	Ethnicity Score (Total Participation)
\$1,666,931.06	\$1,648,203.12	\$18,727.94	1.12%	F	77	5,669.75	4,784.50	885.25	0.00	B	84.39%	15.61%	0.00%	A

T-717A BRACY Milford-Montague Toll Bridge Salt Storage Building														
Payments Summary					Workforce Hours Summary 7.70%					Ethnicity Participation Summary				
Total Contracts Value	Total Prime P / T / D	Total IBE P / T / D	Total IBE %	Payments Score (Total IBE Payments)	Total Number of Workers	Total Hours Worked	Caucasian Hours	Total Minority Hours	Total Women Hours	Workforce Score (Total Hours Worked)	Caucasian %	Minority %	Women %	Ethnicity Score (Total Participation)
\$1,232,810.45	\$1,162,221.49	\$70,588.96	5.73%	D	43	3,227.00	2,978.50	248.50	0.00	D	92.30%	7.70%	0.00%	C

T-719A ROAD-CON Delaware Water Gap Toll Bridge Facility Westbound Toll Plaza Roadway and NJ Approach Repairs.														
Payments Summary					Workforce Hours Summary 23.68%					Ethnicity Participation Summary				
Total Contracts Value	Total Prime P / T / D	Total IBE P / T / D	Total IBE %	Payments Score (Total IBE Payments)	Total Number of Workers	Total Hours Worked	Caucasian Hours	Total Minority Hours	Total Women Hours	Workforce Score (Total Hours Worked)	Caucasian %	Minority %	Women %	Ethnicity Score (Total Participation)
\$3,554,825.27	\$2,944,773.45	\$610,051.82	17.16%	C	123	9,822.57	7,915.77	1,906.80	419.50	B+	80.59%	19.41%	4.27%	A

T-730A BRACY Southern Operations & Maintenance Facilities Improvements Trenton Morrisville Salt Operations														
Payments Summary					Workforce Hours Summary 6.85%					Ethnicity Participation Summary				
Total Contracts Value	Total Prime P / T / D	Total IBE P / T / D	Total IBE %	Payments Score (Total IBE Payments)	Total Number of Workers	Total Hours Worked	Caucasian Hours	Total Minority Hours	Total Women Hours	Workforce Score (Total Hours Worked)	Caucasian %	Minority %	Women %	Ethnicity Score (Total Participation)
\$3,234,621.97	\$2,784,596.08	\$450,025.89	13.91%	D+	57	5,831.08	5,471.58	359.50	40.00	D	93.83%	6.17%	0.69%	D

Delaware River Joint Toll Bridge Commission

Meeting of December 22, 2025

Completed Construction Projects - Summary's & Scores (IBE Payments, Workforce Hours & Ethnicity Participation)

Date: From 07/01/2014 To 11/30/2025

IBE Payments Legend	
Score Rankings	IBE Commitment Participation
A+	45% & above
A	35% to 44.9%
B+	30% to 34.9%
B	25% to 29.9%
C+	20% to 24.9%
C	15% to 19.9%
D+	10% to 14.9%
D	5% to 9.9%
F	4.9% & below

Total of all Primes Contract Values \$533,888,198.70

Total Payments to all Primes \$428,424,274.83

Total Payments to all IBEs \$105,463,923.87

IBE Target 25.00%

IBE Actual 19.75%

Workforce Utilization Legend		
Score Rankings	Workforce Commitment Participation	Ethnicity & Gender Participation
A+	30% & above	25% & above
A	25% to 29.9%	15% to 24.9%
B+	20% to 24.9%	over 15%
B	15% to 19.9%	10% to 14.9%
C+	10% to 14.9%	over 10%
C	10% to 14.9%	7.5% to 9.9%
D+	5% to 9.9%	over 7.5%
D	5% to 9.9%	5% to 7.4%
F	4.9% & below	4.9% & below

T-746A ROAD-CON, INC. / Trenton Morrisville TB Roadway repaving and Deck Sealing Improvements														
Payments Summary					Workforce Hours Summary 25.00%					Ethnicity Participation Summary				
Total Contracts Value	Total Prime P / T / D	Total IBE P / T / D	Total IBE %	Payments Score (Total IBE Payments)	Total Number of Workers	Total Hours Worked	Caucasian Hours	Total Minority Hours	Total Women Hours	Workforce Score (Total Hours Worked)	Caucasian %	Minority %	Women %	Ethnicity Score (Total Participation)
\$-	\$-	\$-	0.00%	N/A	5	64.00	48.00	16.00	0.00	A	75.00%	25.00%	0.00%	A+

T-746B ROAD-CON, INC. / Trenton Morrisville TB Roadway Repaving and Deck Sealing Improvements														
Payments Summary					Workforce Hours Summary 23.18%					Ethnicity Participation Summary				
Total Contracts Value	Total Prime P / T / D	Total IBE P / T / D	Total IBE %	Payments Score (Total IBE Payments)	Total Number of Workers	Total Hours Worked	Caucasian Hours	Total Minority Hours	Total Women Hours	Workforce Score (Total Hours Worked)	Caucasian %	Minority %	Women %	Ethnicity Score (Total Participation)
\$5,603,676.34	\$4,949,916.35	\$653,759.99	11.67%	D+	107	11,213.25	8,617.50	2,595.75	3.00	B+	76.85%	23.15%	0.03%	A

TS-639B MOUNT CONSTRUCTION - Lower Trenton TSB Approach Roadways Improvements														
Payments Summary					Workforce Hours Summary 0.00%					Ethnicity Participation Summary				
Total Contracts Value	Total Prime P / T / D	Total IBE P / T / D	Total IBE %	Payments Score (Total IBE Payments)	Total Number of Workers	Total Hours Worked	Caucasian Hours	Total Minority Hours	Total Women Hours	Workforce Score (Total Hours Worked)	Caucasian %	Minority %	Women %	Ethnicity Score (Total Participation)
\$2,090,794.00	\$-	\$2,090,794.00	100.00%	A+	0	0.00	0.00	0.00	0.00	N/A	0.00%	0.00%	0.00%	N/A

TS-650A ROAD-CON - RIVERTON BELVIDERE TSB														
Payments Summary					Workforce Hours Summary 0.00%					Ethnicity Participation Summary				
Total Contracts Value	Total Prime P / T / D	Total IBE P / T / D	Total IBE %	Payments Score (Total IBE Payments)	Total Number of Workers	Total Hours Worked	Caucasian Hours	Total Minority Hours	Total Women Hours	Workforce Score (Total Hours Worked)	Caucasian %	Minority %	Women %	Ethnicity Score (Total Participation)
\$652,738.50	\$624,391.02	\$28,347.48	4.34%	F	0	0.00	0.00	0.00	0.00	N/A	0.00%	0.00%	0.00%	N/A

TS-677A SPARWICK - SF TSB Interim Deck Repairs on I-95														
Payments Summary					Workforce Hours Summary 13.62%					Ethnicity Participation Summary				
Total Contracts Value	Total Prime P / T / D	Total IBE P / T / D	Total IBE %	Payments Score (Total IBE Payments)	Total Number of Workers	Total Hours Worked	Caucasian Hours	Total Minority Hours	Total Women Hours	Workforce Score (Total Hours Worked)	Caucasian %	Minority %	Women %	Ethnicity Score (Total Participation)
\$999,656.00	\$-	\$999,656.00	100.00%	A+	8	580.00	501.00	79.00	0.00	C	86.38%	13.62%	0.00%	B

TS-687A CARR & DUFF - Lower Trenton Toll Supported Bridge Replacement of Sign Lighting Elements														
Payments Summary					Workforce Hours Summary 1.50%					Ethnicity Participation Summary				
Total Contracts Value	Total Prime P / T / D	Total IBE P / T / D	Total IBE %	Payments Score (Total IBE Payments)	Total Number of Workers	Total Hours Worked	Caucasian Hours	Total Minority Hours	Total Women Hours	Workforce Score (Total Hours Worked)	Caucasian %	Minority %	Women %	Ethnicity Score (Total Participation)
\$647,000.00	\$483,367.42	\$163,632.58	25.29%	B	14	2,734.00	2,693.00	41.00	0.00	F	98.50%	1.50%	0.00%	F

TS-699A CARR & DUFF LOWER TRENTON TSB APPROACH TRAFFIC SIGNAL EQUIPMENT UPGRADES														
Payments Summary					Workforce Hours Summary 28.52%					Ethnicity Participation Summary				
Total Contracts Value	Total Prime P / T / D	Total IBE P / T / D	Total IBE %	Payments Score (Total IBE Payments)	Total Number of Workers	Total Hours Worked	Caucasian Hours	Total Minority Hours	Total Women Hours	Workforce Score (Total Hours Worked)	Caucasian %	Minority %	Women %	Ethnicity Score (Total Participation)
\$161,150.32	\$99,981.32	\$61,169.00	37.96%	A	11	433.00	309.50	123.50	0.00	A	71.48%	28.52%	0.00%	A+

Delaware River Joint Toll Bridge Commission

Meeting of December 22, 2025

Completed Construction Projects - Summary's & Scores (IBE Payments, Workforce Hours & Ethnicity Participation)

Date: From 07/01/2014 To 11/30/2025

IBE Payments Legend	
Score Rankings	IBE Commitment Participation
A+	45% & above
A	35% to 44.9%
B+	30% to 34.9%
B	25% to 29.9%
C+	20% to 24.9%
C	15% to 19.9%
D+	10% to 14.9%
D	5% to 9.9%
F	4.9% & below

Total of all Primes Contract Values \$533,888,198.70

Total Payments to all Primes \$428,424,274.83

Total Payments to all IBEs \$105,463,923.87

IBE Target 25.00%

IBE Actual 19.75%

Workforce Utilization Legend		
Score Rankings	Workforce Commitment Participation	Ethnicity & Gender Participation
A+	30% & above	25% & above
A	25% to 29.9%	15% to 24.9%
B+	20% to 24.9%	over 15%
B	15% to 19.9%	10% to 14.9%
C+	10% to 14.9%	over 10%
C	10% to 14.9%	7.5% to 9.9%
D+	5% to 9.9%	over 7.5%
D	5% to 9.9%	5% to 7.4%
F	4.9% & below	4.9% & below

TTS-723A J FLETCHER CREAMER On Call Beam Guide Rail & Attenuator Replacement														
Payments Summary					Workforce Hours Summary 38.70%					Ethnicity Participation Summary				
Total Contracts Value	Total Prime P / T / D	Total IBE P / T / D	Total IBE %	Payments Score (Total IBE Payments)	Total Number of Workers	Total Hours Worked	Caucasian Hours	Total Minority Hours	Total Women Hours	Workforce Score (Total Hours Worked)	Caucasian %	Minority %	Women %	Ethnicity Score (Total Participation)
\$954,657.60	\$840,828.07	\$113,829.53	11.92%	D+	55	2,315.50	1,419.50	896.00	0.00	A+	61.30%	38.70%	0.00%	A+

TTS-736A RCC BUILDERS & DEVELOPERS (IBE) / JOC for Building and Facility Work North Region														
Payments Summary					Workforce Hours Summary 48.50%					Ethnicity Participation Summary				
Total Contracts Value	Total Prime P / T / D	Total IBE P / T / D	Total IBE %	Payments Score (Total IBE Payments)	Total Number of Workers	Total Hours Worked	Caucasian Hours	Total Minority Hours	Total Women Hours	Workforce Score (Total Hours Worked)	Caucasian %	Minority %	Women %	Ethnicity Score (Total Participation)
\$68,665.26	\$-	\$68,665.26	100.00%	A+	2	334.00	172.00	162.00	0.00	A+	51.50%	48.50%	0.00%	A+

TTS-737A RCC BUILDERS & DEVELOPERS (IBE) - Job Order Contracting for Building & Facility Work SOUTH REGION														
Payments Summary					Workforce Hours Summary 19.88%					Ethnicity Participation Summary				
Total Contracts Value	Total Prime P / T / D	Total IBE P / T / D	Total IBE %	Payments Score (Total IBE Payments)	Total Number of Workers	Total Hours Worked	Caucasian Hours	Total Minority Hours	Total Women Hours	Workforce Score (Total Hours Worked)	Caucasian %	Minority %	Women %	Ethnicity Score (Total Participation)
\$1,163,694.08	\$-	\$1,163,694.08	100.00%	A+	35	1,002.26	807.50	194.76	4.50	B	80.57%	19.43%	0.45%	A

Delaware River Joint Toll Bridge Commission

Meeting of December 22, 2025

Completed Professional Services Projects Payments Detail Report

Date: From 07/01/2014 To 11/30/2025

IBE Payments Legend	
Score Rankings	IBE Commitment Participation
A+	45% & above
A	35% to 44.9%
B+	30% to 34.9%
B	25% to 29.9%
C+	20% to 24.9%
C	15% to 19.9%
D+	10% to 14.9%
D	5% to 9.9%
F	4.9% & below

Summary	Contract Value	Prime P / T / D	IBE P / T / D	IBE Actual	Score
Professional and Construction Projects Totals	\$590,368,526.06	\$467,364,347.32	\$123,004,178.74	20.84%	C+
Professional Services Projects Totals	\$56,480,327.36	\$38,940,072.49	\$17,540,254.87	31.06%	B+

Prime Consultants	IBE Firm	Project Title	Contract Value	Prime P / T / D	IBE P / T / D	IBE Actual	Score
Burns Engineering, Inc.		C-508A BURNS - I-78 Maintenance Garage Expansion	\$717,042.74	\$411,246.80	\$305,795.94	42.65%	A
Gannett Fleming Inc. - Camp Hill, PA		C-644A GANNETT - I-78 Bridges & Approach Slab Rehabilitation	\$600,565.63	\$557,640.16	\$42,925.47	7.15%	D
Ammann & Whitney		C-650A AMMANN - Riverton / Belvidere TSB Critical Member Strengthening - Design	\$451,072.33	\$414,724.53	\$36,347.80	8.06%	D
Joseph Jingoli & Son, Inc.		C-657A JINGOLI - TOA / Building Construction Management Services - PA Assignment Level 3 Toll Bridge Facilities Energy Contract	\$297,447.96	\$284,067.96	\$13,380.00	4.50%	F
McCormick Taylor, Inc.		C-662A McCORMICK - SFB Replacement Public Involvement Services	\$1,579,419.61	\$1,196,433.77	\$382,985.84	24.25%	C+
Pennoni Associates Inc		C-663A PENNONI - SFB Replacement Project Traffic Engineering Services Pre-construction Traffic Study	\$237,424.67	\$118,877.43	\$118,547.24	49.93%	A+
Cherry, Weber & Associates, P.C.		C-684A-1/2 Van Cleef Engineering Associates, LLC - formally - CHERRY WEBER ENG.-General Engineering Services 2015-2018 Annual Inspections for contract C-684A-1	\$1,222,340.65	\$929,982.50	\$292,358.15	23.92%	C+
Johnson, Mirmiran and Thompson, Inc.		C-696A JMT - TOA / Engineering Services - PA Assignment	\$436,347.22	\$343,504.80	\$92,842.42	21.28%	C+
Rummel, Klepper and Kahl, LLP		C-701A RK&K - TOA / Engineering Services for Electronic Toll Collection Systems	\$461,812.98	\$370,348.83	\$91,464.15	19.81%	C
IH Engineers, P.C. (IBE Prime)	MBE	C-702B IH ENGS (IBE)- STRUCTURAL / CIVIL TASK ORDER AGREEMENT - NJ ASSIGNMENT	\$863,109.07	\$-	\$863,109.07	100.00%	A+
Urban Engineers, Inc.		C-703A URBAN - TOA / Construction Management Services for PA Assignment	\$445,990.62	\$356,313.87	\$89,676.75	20.11%	C+
USA Architects (IBE Prime)	SBE	C-707A USA - Commission Administration Building at Scudder Falls	\$1,376,354.11	\$9,298.69	\$1,367,055.42	99.32%	A+
Pennoni Associates Inc		C-715A PENNONI ASSOCIATES INC -Structural/Civil Task Order Agreement - PA Assignment	\$826,516.45	\$628,207.80	\$198,308.65	23.99%	C+
Arora and Associates, P.C. (IBE Prime)	MBE	C-732A ARORA AND ASSOCIATES, PC. (IBE) / TOA - Structural / Civil - NJ - Consulting Engineer Agreement	\$788,087.07	\$-	\$788,087.07	100.00%	A+
KS Engineers, P.C. (IBE Prime)	MBE	C-733A KS ENGINEERS, P.C. - CONSTRUCTION MANAGEMENT SERVICES TASK ORDER AGREEMENT FOR PROFESSIONAL ENGINEERING SERVICES	\$459,522.55	\$-	\$459,522.55	100.00%	A+
Pickering, Corts & Summerson, Inc. (IBE Prime)	SBE	C-757A - PICKERING, CORTS & SUMMERSON -- SBE - PROFESSIONAL ENGINEERING SERVICES FOR THE GENENRAL ENGINEERING SERVICES 2021-2021 ANNUAL INSPECTION	\$531,101.62	\$-	\$531,101.62	100.00%	A+
Jacobs Engineering Group Inc.		CI-566A JACOBS - Portland / Columbia Toll Bridge Approach Roadways Improvements	\$476,991.53	\$332,518.42	\$144,473.11	30.29%	B+
Jacobs Engineering Group Inc.		CI-665A JACOBS - SFB Replacement Project Engineering Services for PA Noise Walls Construction	\$626,933.76	\$582,167.71	\$44,766.05	7.14%	D
TRC Engineers		CI-671A TRC - SFB Replacement Project Engineering Services for PA Approach Improvements	\$4,191,312.55	\$2,789,756.02	\$1,401,556.53	33.44%	B+
WSP/PARSONS BRINCKERHOFF, INC		CI-672A PARSONS (WSP) - SFB Replacement Project Engineering Services for Main River Bridge Replacement	\$5,398,968.46	\$4,000,670.37	\$1,398,298.09	25.90%	B
Gannett Fleming Inc. - Camp Hill, PA		CI-673A GANNETT - SFB Replacement Project Engineering Services for NJ Approach Construction	\$6,084,459.84	\$4,151,515.64	\$1,932,944.20	31.77%	B+
STV Inc. - Trenton, NJ		CM-508A STV - I-78 Maintenance Garage Expansion Engineering Services for Construction Management	\$582,335.21	\$537,483.42	\$44,851.79	7.70%	D
Greenman-Pedersen, Inc.		CM-644A GPI - I-78 Bridges and Approach Slabs Rehabilitation Construction Management / Inspection Services	\$1,429,603.53	\$1,162,668.81	\$266,934.72	18.67%	C

*Met or Exceeded the Target

*Did Not Meet the Target

*P/T/D = Paid To Date

Delaware River Joint Toll Bridge Commission

Meeting of December 22, 2025

Completed Professional Services Projects Payments Detail Report

Date: From 07/01/2014 To 11/30/2025

IBE Payments Legend	
Score Rankings	IBE Commitment Participation
A+	45% & above
A	35% to 44.9%
B+	30% to 34.9%
B	25% to 29.9%
C+	20% to 24.9%
C	15% to 19.9%
D+	10% to 14.9%
D	5% to 9.9%
F	4.9% & below

Prime Consultants	IBE Firm	Project Title	Contract Value	Prime P / T / D	IBE P / T / D	IBE Actual	Score
Greenman-Pedersen, Inc.		CM-664A GPI - SFB Replacement Project PA Noise Walls Construction Management Services	\$849,622.00	\$712,137.11	\$137,484.89	16.18%	C
Hill International, Inc. - Philadelphia, PA		CM-669A HILL - SFB Replacement Project Construction Management Services	\$25,015,064.91	\$18,555,377.52	\$6,459,687.39	25.82%	B
Joseph Jingoli & Son, Inc.		CM-707A JINGOLI - Commission Administration Building at Scudder Falls - Construction Management Services	\$530,880.29	\$495,130.33	\$35,749.96	6.73%	D

*Met or Exceeded the Target

*Did Not Meet the Target

*P/T/D = Paid To Date

**Delaware River Joint Toll Bridge Commission
Meeting of December 22, 2025**

MINORITY, WOMEN AND SMALL BUSINESS ENTERPRISE PROGRAM

The Delaware River Joint Toll Bridge Commission implemented a one-year Minority Business Enterprise (MBE) pilot program, with a 7% participation goal, and the Women Business Enterprise (WBE) pilot program with a 3% goal. These goals applied to consultants and contractors' participating in the Commission's Capital Program and were effective on September 1, 2008.

At its December 2008 Commission Meeting, the Commission revised the pilot program to specify a 25% Small Business Enterprise (SBE) goal to New Jersey assigned consultant contracts in lieu of the previously specified 7% MBE and 3% WBE goals.

At its December 2010 Commission Meeting, due to the success of the Commission's MWSBE Pilot Program, the Delaware River Joint Toll Bridge Commission adopted a resolution for permanent status of the Minority Business Enterprise (MBE) program, with a 7% participation goal, and the Women Business Enterprise (WBE) program with a 3% goal, and the Small Business Enterprise (SBE) program with a 25% goal. These goals apply to consultants and contractors' participating in the Commission's Capital Program.

The Contract Compliance Department continues to monitor, update and analyze the payments for the MWSBE diversity program.

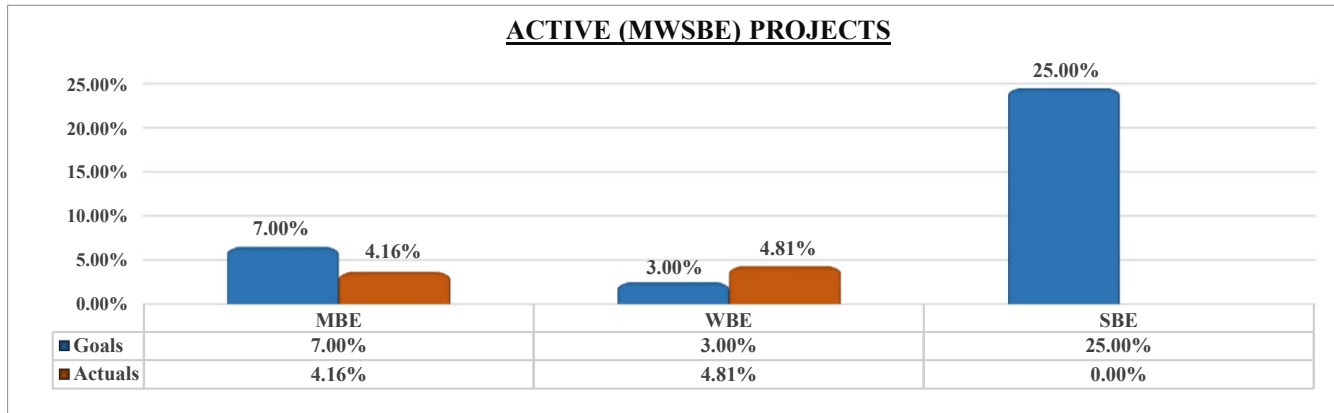
- | | |
|---|-------------------|
| a) PA Assigned Professional Services Contracts: | 7% MBE and 3% WBE |
| b) No State Assigned Professional Services Contracts: | 7% MBE and 3% WBE |
| c) Capital Plan Construction Contracts: | 7% MBE and 3% WBE |
| d) NJ Assigned Professional Services Contracts: | 25% SBE |

Numerous diversified businesses have benefited and continue to benefit from the Commission's previous M/W/SBE Program. The number of Contracts awarded during the MWSBE Program are as follows:

- | | |
|-----------------------------------|-----|
| ➤ Active Projects: | 1 |
| ➤ Completed Projects: | 76 |
| ➤ Total Capital Program Projects: | 77 |
| ➤ Total Number of Contractors: | 180 |

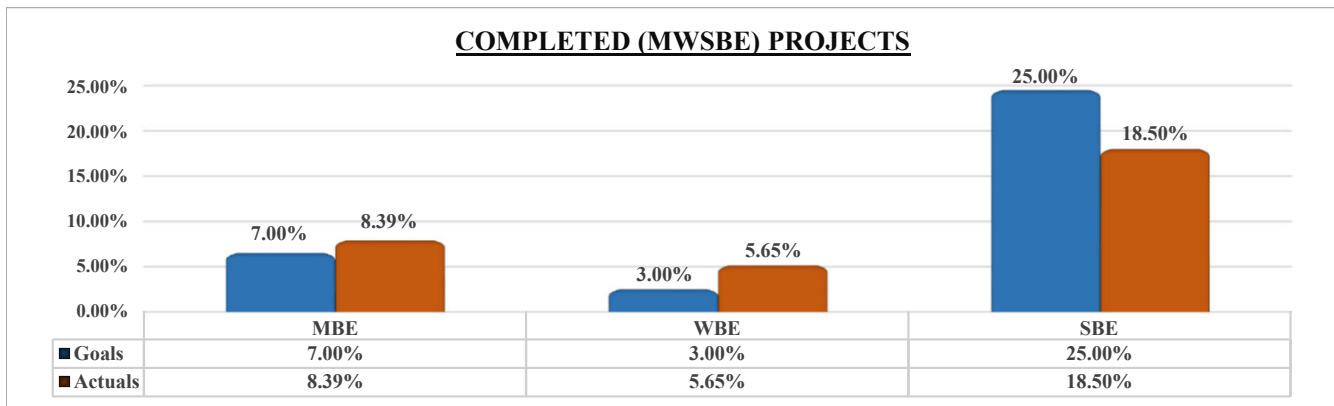
As of July 1, 2014 projects fall into the status now commonly referred to as **IBE (Identified Business Enterprise)** with a projected target to be or to exceed 25% of the total project award amount.

ACTIVE and COMPLETED (MWSBE) PROJECTS PAYMENTS



M/WBE Actual Summary Totals \$2,836,555.02	MBE		WBE		SBE Actual Summary Totals \$0.00	SBE	
	ACTUAL	PAYMENTS	ACTUAL	PAYMENTS		ACTUAL	PAYMENTS
	4.16%	\$1,319,428.97	4.81%	\$1,526,489.64		0.00%	\$0.00

PROJECT NO.	CONTRACTOR / CONSULTANT	PROJECT VALUE	TOTAL PAYMENTS TO DATE	MBE GOAL 7%	MBE PAYMENTS	WBE GOAL 3%	WBE PAYMENTS	SBE GOAL 25%	SBE PAYMENTS
C-502A	AECOM Transp.	\$ 34,099,000.00	\$ 31,733,432.19	4.16%	\$ 1,319,428.97	4.81%	\$ 1,526,489.64		\$ -



M/WBE Actual Summary Totals \$141,820,320.30	MBE		WBE		SBE Actual Summary Totals \$18,938,470.71	SBE	
	ACTUAL	PAYMENTS	ACTUAL	PAYMENTS		ACTUAL	PAYMENTS
	8.39%	\$11,903,166.05	5.65%	\$8,008,051.95		18.50%	\$3,502,973.00

The details relative to the Completed Projects data above are available in the following page.

**Delaware River Joint Toll Bridge Commission
Meeting of December 22, 2025**

**Minority, Women and Small Business Enterprise Payment Reporting for
Completed Contracts**

*Categories highlighted below indicates the Prime has either met or exceeded the target.

PROJECT NO.	CONTRACTOR / CONSULTANT	CONTRACT VALUE	MBE GOAL 7.0 %	MBE PAYMENTS	WBE GOAL 3.0 %	WBE PAYMENTS	SBE GOAL 25.0 %	SBE PAYMENTS
DB-427B	A.P. Construction	\$ 4,356,866.00	10.00%	\$ 435,686.60	7.30%	\$ 318,051.22		
T/TS-573A	A.P. Construction	\$ 7,823,588.00	7.69%	\$ 601,633.92	4.92%	\$ 384,920.53		
T-440BR	A.P. Construction	\$ 4,608,295.33	11.70%	\$ 539,170.55	7.33%	\$ 337,788.05		
TTS-476A-2	A.P. Construction	\$ 3,511,153.06	7.20%	\$ 252,803.02	5.50%	\$ 193,113.42		
T-472A	Allied Painting	\$ 15,595,983.76	9.70%	\$ 1,512,810.42	15.00%	\$ 2,339,397.56		
C-443A	Ammann & Whitney	\$ 770,909.81	10.00%	\$ 77,090.98	14.00%	\$ 107,927.37		
C-445A	Ammann & Whitney	\$ 920,304.08	7.20%	\$ 66,261.89	3.20%	\$ 29,449.73		
C-732A	Arora and Associates, PC	\$ 788,087.07	100.00%	\$ 788,087.07				
C-629B	Michael Baker	\$ 500,000.00					2.79%	\$ 13,937.96
T-474A	Bracy Contracting	\$ 2,660,000.00	6.05%	\$ 160,930.00	2.87%	\$ 76,342.00		
C-474A	Brinjac	\$ 287,603.87	8.00%	\$ 23,008.31	9.00%	\$ 25,884.35		
C-627A	Buchart Horn	\$ 132,374.35						
C-598A	Burns Group	\$ 408,272.00					8.00%	\$ 32,661.76
C-454A	Carroll Engineers	\$ 500,000.00	18.10%	\$ 90,500.00	5.90%	\$ 29,500.00		
C-543A	Cherry Weber	\$ 612,233.00					28.30%	\$ 173,261.94
C-639A	Cherry Weber	\$ 401,455.40	18.10%	\$ 72,663.43	5.90%	\$ 23,685.87		
T-498A	Cornell & Co.	\$ 1,999,015.22	9.30%	\$ 185,908.42	6.30%	\$ 125,937.96		
T-554A	Dayspring Electric	\$ 232,117.66						
C-628A	Dewberry	\$ 474,625.86	9.69%	\$ 46,014.78	13.27%	\$ 62,999.77	9.12%	\$ 43,294.17
C-454B	French & Parello	\$ 500,000.00					17.00%	\$ 85,000.00
C-627B	French & Parello	\$ 276,851.59					5.70%	\$ 28,487.21
C-453A	Gannett Fleming	\$ 1,000,000.00	5.33%	\$ 53,300.00	0.87%	\$ 8,700.00		\$ -
C-598B	Gannett Fleming	\$ 367,353.90					8.95%	\$ 32,878.17
C-566A	Greenman Pedersen	\$ 350,675.02	9.54%	\$ 33,464.64	0.83%	\$ 2,924.37		\$ -
C-599B	Greenman Pedersen	\$ 1,000,000.00					4.00%	\$ 40,000.00
CM-437A	Greenman Pedersen	\$ 2,559,020.59					19.50%	\$ 499,009.02
CM-440B	Greenman Pedersen	\$ 753,336.71					17.64%	\$ 132,888.60
T-441A	H & G Contractors	\$ 1,586,698.00	6.60%	\$ 104,722.07	1.57%	\$ 24,911.16		
C-530A	Hill International	\$ 400,000.00	2.50%	\$ 10,000.00				
CM-427B	Hill International	\$ 629,749.00					13.60%	\$ 85,645.86
CM-447B	Hill International	\$ 973,401.52	4.10%	\$ 39,909.46	2.10%	\$ 20,441.43		
CM-442A	Hill International	\$ 319,826.73					25.14%	\$ 80,404.44
CM-573A	Hill International	\$ 1,038,384.48	6.20%	\$ 64,379.84	5.80%	\$ 60,226.30		
C-629A	Hill International	\$ 147,560.34					13.66%	\$ 40,993.70
T-506A	HRI	\$ 13,727,411.69	7.17%	\$ 984,255.42	2.91%	\$ 399,467.68		
TS-505A	IEW	\$ 661,352.00	55.00%	\$ 363,743.60	8.93%	\$ 59,058.73		
DB-563A	J. Fletcher Creamer	\$ 1,283,717.00	15.00%	\$ 192,557.55	4.00%	\$ 51,348.68		
TTS-634AR	J. Fletcher Creamer	\$ 896,808.00	8.35%	\$ 74,885.53	0.42%	\$ 3,755.75		
T-437A	J.D. Eckman	\$ 24,412,321.90	7.48%	\$ 1,826,041.68	3.04%	\$ 742,134.59		
C-549AR	Jacobs Engineering	\$ 445,549.98	8.02%	\$ 35,745.16	3.11%	\$ 13,866.11		
TS-442A	James A. Anderson	\$ 2,149,268.62	6.30%	\$ 135,403.92	1.30%	\$ 27,940.49		
TS-443A	James A. Anderson	\$ 2,461,975.00			6.10%	\$ 150,180.48		
T-543A	James D. Morrissey	\$ 6,683,640.40	4.80%	\$ 320,814.74	8.64%	\$ 577,466.53		
CM-444A	JMT	\$ 905,196.00	9.50%	\$ 85,993.62	2.80%	\$ 25,345.49		
CM-506A	JMT	\$ 1,459,000.00	7.65%	\$ 111,613.50	2.40%	\$ 35,016.00		
CM-543A	JMT	\$ 752,729.58					30.60%	\$ 230,335.25
C-506A	K.S. Engineers	\$ 1,156,622.33	63.38%	\$ 733,067.23	13.44%	\$ 155,450.04		
TTS-476A-1	Kyle Conti	\$ 4,128,641.00	0.09%	\$ 3,715.78	9.00%	\$ 371,577.69		
C-628B	Louis Berger Group	\$ 781,897.95					9.21%	\$ 92,111.29
DB-562A	M.L. Ruberton	\$ 344,492.68	8.30%	\$ 28,592.89	3.80%	\$ 13,090.72		
T-475A	Miniscalco	\$ 68,229.51	2.25%	\$ 1,535.16	1.20%	\$ 818.75		
TS-445A	Neshaminy Contractors	\$ 6,285,926.10	16.90%	\$ 1,062,321.51	2.70%	\$ 169,720.00		
TS-447B	Neshaminy Contractors	\$ 8,955,586.24	8.60%	\$ 770,180.42	2.58%	\$ 231,054.12		
C-437B	Parsons Brinkerhoff	\$ 2,254,674.00					22.54%	\$ 508,203.52
C-437A	Pennoni Associates	\$ 764,181.39					24.00%	\$ 183,403.53
C-455B	Remington & Vernick	\$ 400,000.00					2.49%	\$ 9,960.00
TS-444A	Road-Con	\$ 7,814,850.68	4.87%	\$ 380,583.23	0.31%	\$ 24,226.04		
T-639A	Road-Con	\$ 3,324,313.00			13.90%	\$ 462,079.51		
T-746B	Road-Con	\$ 5,603,676.34	1.40%	\$ 116,459.43	1.50%	\$ 84,149.60	3.14%	\$ 175,970.46
C-621A	Rummel, Klepper & Kahl	\$ 487,881.64	9.01%	\$ 43,941.24	3.16%	\$ 15,427.54		
T-624A	Sparwick	\$ 874,601.00	7.60%	\$ 66,469.68	0.75%	\$ 6,559.51		
C-440B	Stantec	\$ 728,011.79	4.75%	\$ 34,580.56	2.80%	\$ 20,384.33		
C-440A	Stantec	\$ 405,011.03	4.80%	\$ 19,440.53	6.60%	\$ 26,730.73		
C-600A	STV	\$ 800,000.00					12.60%	\$ 100,800.00
CM-472A	STV	\$ 1,728,385.40					23.80%	\$ 411,355.73
CM-474A	STV	\$ 291,172.17						
C-538A	STV	\$ 500,000.00	1.25%	\$ 6,250.00	31.20%	\$ 156,000.00		
CM-443A	STV	\$ 204,152.63	16.75%	\$ 34,195.57	11.00%	\$ 22,456.79		
CM-445A	STV	\$ 682,064.44					26.00%	\$ 177,336.75
CM-498A	STV	\$ 571,665.66	12.00%	\$ 68,599.88	2.40%	\$ 13,719.98		
C-453B	T & M Associates	\$ 1,000,000.00					18.90%	\$ 189,000.00
C-07-11	Transsystems	\$ 747,493.55					21.05%	\$ 157,347.39
C-447B	Transsystems	\$ 666,016.64	8.00%	\$ 53,281.33	2.00%	\$ 13,320.33		
CM-476A	Trumbull	\$ 699,250.00	13.60%	\$ 95,098.00	6.10%	\$ 42,654.25		
C-505A	Urban Engineers	\$ 154,598.70					36.50%	\$ 56,428.53
C-539A	URS Corporation	\$ 265,070.69						

DELAWARE RIVER JOINT TOLL BRIDGE COMMISSION

Meeting of December 22, 2025

**OPERATIONS INDEX
FOR
INFORMATION TECHNOLOGY**

SUBJECT	DESCRIPTION	PAGE NUMBER
Information Technology	Status Report Month of November 2025	1-2

DELAWARE RIVER JOINT TOLL BRIDGE COMMISSION

Meeting of December 2025

Information Technology Department Report Month of November 2025

The following activities under the general heading of Information Technology were recently initiated, accomplished, or performed:

Helpdesk/Deployments:

- Processed 23 work orders for the month of September.
- Includes all software support, IT daily tasks, printer and desktop support, Intranet, news and job postings, telephone support, and form design/updates.
- Includes configuration and deployment of desktops, laptops, and cell phones.
- Includes MUNIS, ADP, Maximo, ESS CAD/RMS, and other Enterprise Software updates and maintenance, and EZ-Pass support.

Projects:

CAD/RMS Implementation:

- All desktops have been deployed and we are resolving the final punch list of issues.

PSBS Mobile Data Terminal Deployment:

- We are currently configuring and deploying Mobile Data Terminals to the various Commission patrol vehicles.

Security, Upgrades, and Migration Initiative:

- We continue to roll out Windows 11 and will continue through October/November.

Network Upgrades:

- We have deployed new network equipment at several sites and will continue to do so through the end of the year.

Telephone System Upgrades:

- We are in the process of upgrading our telephone desktop sets over the next several months.


Maximo Upgrade:

- We have started planning a new project to start an upgrade to the next version of Maximo; our Asset Management system.

DELAWARE RIVER JOINT TOLL BRIDGE COMMISSION

Meeting of December 2025

Meetings Attended:

-  **Every Monday: IAG Tech Committee Call:** General IAG Tech Committee discussion and status. Nothing to report.

**DELAWARE RIVER JOINT TOLL BRIDGE
COMMISSION
Meeting of December 22, 2025**

OPERATIONS

INDEX FOR

TRAINING AND EMPLOYEE SAFETY

SUBJECT	DESCRIPTION	PAGE NUMBER
Training & Employee Safety	Status Report Month of November 2025	1 of 2

DELAWARE RIVER JOINT TOLL BRIDGE COMMISSION

TRAINING AND EMPLOYEE SAFETY DEPARTMENT
MONTH OF NOVEMBER 2025

The activities delineated below represent meetings, communications, tasks, and/or accomplishments of the Training and Employee Safety Department for the Month of November 2025

- 11/03: Assisted with Day 1 (Week #7) of Basic Supervisors Training @ NHL
- 11/04: Assisted with Day 2 of Basic Supervisors Training @ NHL
- 11/05: Assisted with Day 3 of Basic Supervisors Training @ NHL
- 11/05: Submitted TES Monthly Operations Report
- 11/06: Presented the October Operations Report at the Staff Mtg (Via Teams)
- 11/06: Assisted with Day 4 of Basic Supervisors Training @ NHL
- 11/06: TES WPS Director/Maintenance Coordinator participate in a follow-up mtg with the Delaware DOT Regional Operations Leadership Forum
- 11/07: Assisted with the 5th/final day of Basic Supervisors Training for personnel that attended Session #5
- 11/07: WPS Director attended the NJ DOT Highway Safety Strategies Workshop (Ewing)
- 11/10: Assisted with Day 1 (Week #8) of Basic Supervisors Training at NHL
- 11/10: Previewed an online Defensive Driving Course offered via the NSC
- 11/12: Assisted with Day 3 of Basic Supervisors Training @ NHL
- 11/12: Met with the Employee Safety Manual Committee @ EP
- 11/13: Assisted with Day 4 of Basic Supervisors Training @ NHL
- 11/13: Inventoried AED's/First Aid supplies at Southern Region Facilities
- 11/13: Coordinated Work Zone Safety Awareness Training in each region
- 11/14: Assisted with the 5th/final day of Basic Supervisors Training at NHL for personnel that attended Session #6
- 11/17: PSBS Training Coordinator facilitates Day 1 of Onboarding for (6) new hires (NHL)
- 11/17: TES Manager facilitates Stormwater Management Refresher Training @ DWG
- 11/18: Facilitate Day 2 of PSBS Onboarding @ NHL

- 11/18: Coordinate “Harassment Prevention in the Workplace” Training @ SF
- 11/18: TES personnel attend a Snow Operations Meeting at NHL
- 11/19: Facilitate Day 4 of PSBS Onboarding at NHL
- 11/19: Facilitated Annual Storm Water Management Refresher Training @ SRMC
- 11/20: Facilitate Day 4 of PSBS Onboarding @ NHL
- 11/20: Coordinated/chaired the monthly WPSC Meeting at the DWG
- 11/21: Facilitated Day 5 of PSBS Onboarding held at NHL

DELAWARE RIVER JOINT TOLL BRIDGE COMMISSION

Meeting of December 22, 2025

COMMUNICATIONS

The following Pages reflect the reports on those items assigned to the Communications Department. Each item is reported separately and page numbered accordingly.

DELAWARE RIVER JOINT TOLL BRIDGE COMMISSION
Meeting of December 22, 2025

OPERATIONS INDEX
FOR
COMMUNICATIONS

SUBJECT	DESCRIPTION	PAGE NUMBER
Communications	Status Report Month of November 2025	1-3

DELAWARE RIVER JOINT TOLL BRIDGE COMMISSION
Meeting of December 22, 2025

COMMUNICATIONS REPORT
November 2025

- **COMMISSION AWARENESS EFFORTS:**

Toll Comments Report – Completed 200-plus-page Public Comments & Hearing Process Report on the proposed system-wide 2026 toll adjustments. The report was compiled in accordance with the Commission’s toll hearings and public comments policy. The report consists of the following elements: summary of proposed toll changes; summary of the toll-setting and comment process; images of legal advertisements; webpage of proposed 2026 toll rates; webpage of hearings, comments, and approval process; press releases issued for this toll-setting process; remote/virtual hearings information; deployment of variable message signs (VMS) and photographs; Facebook posts; and a summary of the comment process results. All applicable comments were then listed followed by respective staff responses. The report was provided to Commissioners prior to deliberations and action on the proposed tolls. (Commissioners approved the proposed toll rate changes Nov. 24.) Communications was assisted by Community Affairs Director Jodee Inscho; CFO Qiyang Zhao; Toll Traffic & Revenue Analyst Michael Immordino; Administrative Generalist Kim Carr; Executive Administrative Generalist/Commissioner Liaison Heather McConnell; Deputy Director of Maintenance Nat Amato; Program Manager-Technologies Chip Stracciolini; Assistant Chief Engineer Steve Burke; Deputy Director of E-ZPass Matt Hartigan, Jr.; and Pete Peterson and Alex Styer of Bellevue Communications at various intervals during the preparation of this report.

Uhlerstown-Frenchtown Bridge Rehabilitation Project – Issued press releases announcing daytime closures of the bridge’s vehicular lanes to address various tasks at the bridge’s portals during mid-November. Bridge had reopened to two-way traffic during October. Press releases and alerts also were issued for periodic flagger-controlled alternating single-lane travel restrictions during the month. The bridge rehabilitation project’s webpage was extensively updated in early November. Updating of the two-week lookahead on the project webpage also continued on a weekly basis. The featured project box also was updated on the Commission’s homepage.

2026 Toll Adjustment Approval – Crafted and vetted a three-page press release on the Commission’s Nov. 24 approval of the new toll-rate schedule for 2026. The Commission’s media consultant – Bellevue Communications – proofread the communication and then distributed the final release and posted it to the website. The press release contained links to toll comparison charts and DRJTBC webpages listing the toll rates and an accompanying webpage that explained the public comment and review process. The link to Executive Director Joe Resta’s explanatory YouTube video also was provided. The press release also included graphics of the base rates for passenger vehicles and larger vehicles (Class 2-7). The press release generated television, radio, print, and online coverage throughout the Commission’s service jurisdiction as well as regionally and nationally over the course of the ensuing week.

Hot Topics - headlines:

Delaware River Joint Toll Bridge Commission raising toll prices (multiple media outlets broadcast, print, online); Toll increases coming to Delaware River bridges; here’s how much

DELAWARE RIVER JOINT TOLL BRIDGE COMMISSION
Meeting of December 22, 2025

more you will pay to cross (multiple media outlets broadcast, print, online); Delaware River bridge tolls are going up, but you can save \$3 on every crossing (multiple media outlets broadcast, print, online); Bridge in Hunterdon County, NJ will be closed to traffic for part of each day next week (Uhlerstown-Frenchtown); Motorists could again face delays on New Hope-Lambertville Free Bridge; Weekday detours to end at Uhlerstown-Frenchtown Bridge; Calhoun Street Bridge construction Begins; Weekday traffic detours scheduled at Delaware River Bridge (Uhlerstown-Frenchtown); Bridge in Hunterdon County, NJ will be open Friday with limited restrictions (Uhlerstown-Frenchtown); New laws will take effect in New Jersey in January 2026 – here’s what you need to know (includes new DRJTBC toll rates); Phillipsburg mayor urges DRJTBC to halt ‘unjustifiable’ toll hike; cites affordability mandate and flawed management; New Hope Bridge will have alternating lane closures this week; New Jersey laws changing in January 2026; minimum wage jump, toll increases, veteran support, and more you need to know now; New Hope-Lambertville Toll Bridge traffic could be stopped up to 15 minutes Nov. 12-13; New Hope-Lambertville Bridge lane closures to start next week; Contracts awarded for ultrasonic testing of critical connections at six Commission bridges; New Hope-Lambertville Bridge travel restrictions Nov. 24-25; Two New Jersey men face felony charges in theft of Ford Raptor from Pennsylvania dealership (accused seen on DRJTBC camera crossing bridge); Calhoun Street Bridge construction begins with lane closures this week; Construction this month on New Hope-Lambertville Bridge will cause lane reductions;

- **WEBSITE:**

Posted various banner scroll messages regarding proposed toll adjustment, Scudder Falls overnight lane restrictions for deck sealing work; Delaware Water Gap Toll Bridge maintenance lane closures ; homepage pop-up messages for Uhlerstown-Frenchtown project and proposed toll adjustment; posted alerts on various project-related travel restrictions at Commission bridges and facilities; updated the 2026 Toll Adjustments Comments, Hearings, and Approval Process webpage as warranted; reviewed and posted the November Commission meeting notice, inserted Teams meeting link, teleconferencing info, and meeting agenda onto the Public Access-Commission Meetings webpage for the Nov. 24 Commission meeting; posted the September and October Contract Compliance reports;

- **COMMUNITY AFFAIRS** (Please refer to Community Affairs report)

Drafted VMS message for daytime detours at Uhlerstown-Frenchtown Bridge; referred Belvidere fire department issue regarding the Riverton-Belvidere Bridge to Community Affairs Director Jodee Inscho.

INTERNAL/EXTERNAL COMMUNICATIONS

- Recorded a total of 19,376 sessions (visits) to Commission’s website – www.drjtbc.org – during November 2025. (Note: There was a discernable jump in sessions on Nov. 25, the day after Commissioners authorized toll rate increases for 2026.) November’s count was a steep decrease from October’s record-setting 26,349 sessions, but a substantial increase over the 13,381 sessions recorded in November 2024. Most visited webpages during November were TOLL BY PLATE, current toll rates, proposed toll-rate schedule for 2026, career opportunities, and toll violations.

DELAWARE RIVER JOINT TOLL BRIDGE COMMISSION
Meeting of December 22, 2025

- Drafted and issued nine press releases in November. Overnight traffic stoppages at the New Hope-Lambertville (Route 202) Toll Bridge (2), flagger-controlled travel restrictions at the New Hope-Lambertville Toll-Supported Bridge (2), weekday travel restrictions at the Uhlerstown-Frenchtown Toll-Supported Bridge (2), off-peak single-lane travel at the Calhoun Street Toll-Supported Bridge, the 2026 toll adjustments approval, and contracts awarded for ultrasonic testing of critical connections at six Commission bridges.
- Provided Bellevue Communications contract figures to Shawnda Bolton.
- Reviewed and edited E-ZPass essay for Program Manager-Technologies Chip Stracciolini.
- Posted Facebook page item on Scudder Falls Shared Use Path closure.
- Represented the DRJTBC at the Lehigh Valley Chamber of Commerce's transportation committee meeting.
- Secured back-up information for various Bellevue Communications invoices.
- Compiled videos and photographs of toll adjustment VMS deployments from Nat Amato, Bill Kresge, and Matt Meeker.
- Provided response to Bucks County Courier News reporter Jess Rohan inquiries regarding Uhlerstown-Frenchtown Bridge travel restrictions and bridge pins.
- Reviewed Commission meeting toll resolution and recommended insertion of toll table provided by Finance Department.
- Attended Commission budget review meetings.
- Worked with AECOM engineering consultant Vince Fisher on press release for Calhoun Street Bridge travel restrictions.
- Posted Facebook item on Uhlerstown-Frenchtown Bridge daytime detours and shared post on group pages for that service area.
- Requested refund of sales tax on Newspaper Archives subscription.
- Resumed research effort on Commission's Portland-Columbia jurisdiction.
- Posted clarification comment on Metrotrails Facebook post regarding the former Portland-Columbia covered bridge and the role of the DRJTBC's predecessor agency – Joint Commission for Elimination of (private) Toll Bridges – Pennsylvania-New Jersey.
- Provided background information and links to Bellevue Communications regarding press release on pending contract award for ultrasonic testing of pins on select Commission bridges; rewrote/expanded subsequent submitted press release with assistance of Assistant Chief Engineer Steve Burke.
- Attended progress meeting on Washington Crossing Toll-Supported Bridge Alternatives Analysis.
- Provided interview to WRNJ news reporter Joyce Estey regarding 2026 toll adjustment Commission action.
- Created press release stationery for New Hope-Lambertville Toll Bridge open-road AET gantry installation.

DELAWARE RIVER JOINT TOLL BRIDGE COMMISSION

Meeting of December 22, 2025

**OPERATIONS INDEX
FOR
COMMUNITY AFFAIRS**

SUBJECT	DESCRIPTION	PAGE NUMBER
Community Affairs	Status Report Month of November 2025	1-2

Community Affairs Report November 2025

The following Community Affairs activities took place in October of 2025

Uhlerstown-Frenchtown Toll-Supported Bridge Rehabilitation

Attended bi-weekly project meetings. Provided information on daytime closures to community leaders. Participated in project scheduling update discussions, including programming and testing of light shows. Spoke to Maintenance staff about production of state line signage. Adjusted tentative plans for “opening” event, based on limited light shows before Christmas, full functionality will not be available until at least mid-January.

Proposed Toll Adjustment Hearings and Public Comments

Reviewed final public comments and submitted them for inclusion in report.

Scudder Falls Deck Sealing and Shared Used Path Improvements

Prepared and posted notices along the canal paths on both sides of the bridge of the path closures as work schedule warranted. Provided updated information to Public Safety and Bridge Security Department on closure schedule.

Bridge lighting

Programmed monthly shows and updated website. New Hope-Lambertville lights are currently only partially functioning, as work on the electrical system continues. November shows included holidays, medical awareness and social service campaigns and local fraternity Founders’ Day. Northampton Street Bridge featured the annual “Fight for the Lights” with the winning Easton High School colors displayed for the holiday weekend. A replica of the bridge that was created for the Halloween parade, was a prominent feature in Easton’s pre-game bonfire.



DELAWARE RIVER JOINT TOLL BRIDGE COMMISSION
Meeting of December 22, 2025

Washington Crossing Alternative Analysis

Reviewed initial project video submitted by HDR. Visited several local venues with Ingrid Koehler of ACT Engineering to identify locations for upcoming public scoping meetings. Relayed information and recommendations to W. Michael Cane.

New Hope-Lambertville Toll Bridge AET Conversion

No public comments or concerns received on the project. Continue to monitor work schedule for items that warrant community notification.

Easton Mural

Coordinated meeting with representatives from the City of Easton (Department of Community and Economic Development) and Discover Lehigh Valley. They are requesting permission to have a mural painted on the Route 22 wall along Bushkill Drive at Third Street. Commission officials are initially receptive to the proposal and will review further.

Various Community Affairs activities

Handled a wide assortment of community affairs tasks during the month, including:

- Received information from PSBS regarding non-emergency use of Riverton-Belvidere Bridge by local fire company. (Requires follow-up.)
- Assisted with several Use of Facilities requests, including annual Turkey Trot at New Hope-Lambertville Bridge
- Attended New Jersey League of Municipalities. Attended education sessions on Use of Social Media, Crises Communications, and Keeping Civility in Civil Discourse
- Assisted the Communications Department by proofreading various news releases and communications, and editing/enhancing various images.

DELAWARE RIVER JOINT TOLL BRIDGE COMMISSION

Meeting of December 22, 2025

ENGINEERING

The following Pages reflect the reports on those items assigned to the Engineering Department. Each item is reported separately and page numbered accordingly.

DELAWARE RIVER JOINT TOLL BRIDGE COMMISSION
Meeting of December 22, 2025
PROJECT STATUS REPORT

FACILITY	PM/PAM	CONTRACT DESCRIPTION	PAGE NO.
Trenton-Morrisville Toll Bridge/Langhorne	RJZ/KMS	Southern Operations & Maintenance Facilities Improvements <ul style="list-style-type: none"> • Design, C-519A • CM/CI Services, CM-519A • Construction, T-519A 	1
	HMS/SJB	TM TB ESS Cameras Infrastructure Improvements – NJ Approach <ul style="list-style-type: none"> • Design, TOA No. C-803A-1 	2
	EVO/SJB	TM TB Miscellaneous Substructure Spall Repairs <ul style="list-style-type: none"> • Design, C-788A-3 	3
	CAS/KMS	TM TB AET & PA Avenue Interchange <ul style="list-style-type: none"> • Design, C-691A 	4
Lower Trenton Toll-Supported Bridge	EVO/SJB	Lower Trenton TSB Truck Warning System (Pilot) & NJ Bridge Monitor Shelter <ul style="list-style-type: none"> • Final Design, TOA No. C-771A-7 	5
Calhoun Street Toll-Supported Bridge	VMF/MEM	Decorative Knee Brace Replacement <ul style="list-style-type: none"> • Design, TOA No. C-788A-2 • Construction, JOC No. T/TS-787A-005 	6
Scudder Falls Toll Bridge	CLR/SJB	Scudder Falls Bridge Replacement Project <ul style="list-style-type: none"> • Final Design, C-660A • Construction, T-668A 	7
	CLR/SJB	DMC Services for T-668A Construction of the SFB Project <ul style="list-style-type: none"> • Oversight of Final Design, TOA No. C-502A-1M 	7
	EVO/SJB	SF TB Bridge Facility Deck Sealing & Shared-Use Path PPC Overlay Improvements <ul style="list-style-type: none"> • Design, TOA No. C-759A-5 • CI Services, TOA No. C-804A-1 • Construction, JOC No. T/TS-785A-005 	8
Washington Crossing Toll-Supported Bridge	WMC/KMS	Washington Crossing Bridge Alternative Analysis <ul style="list-style-type: none"> • Preliminary Engineering /Environmental Documentation, C-697A 	10
New Hope-Lambertville Toll-Supported Bridge	MEM/SJB	NH-L TSB Rehabilitation <ul style="list-style-type: none"> • Design, C-694A • CM/CI Services, CM-694A • Construction, TS-694A 	11
New Hope-Lambertville Toll Bridge	CAS/KMS	NH-L TB All Electronic Tolling (AET) Conversion Design <ul style="list-style-type: none"> • Design, C-754A 	12
	VMF/CAS	<ul style="list-style-type: none"> • CM/CI, Services, CM-754A • Construction, T-754A 	12
	MEM/SJB	NH-L TB Pennsylvania Abutment Backwall Reconstruction <ul style="list-style-type: none"> • Design, TOA C-769A-3 	13
Centre Bridge-Stockton Toll-Supported Bridge	VMF/MEM	CB-S TSB Bearing and Bridge Seat Rehabilitation <ul style="list-style-type: none"> • Design, TOA No. C-769A-2 	14

Facilities are listed South to North

The first set of initials indicate the Project Manager and the second set of initial indicate the Program Manager

Project Manager Legend

Program Manager Legend

WMC – M. Cane	CLR – C. Rood	KMS – K. Skeels	MEM – M. McCandless
JRB – J. Bowers	VMF-Vincent Fischer	SJB – S. Burke	CAS – C. Stracciolini
HMS – H. Sewekow	EVO – E. Van-Otoo		RJZ – R. Zakharia

DELAWARE RIVER JOINT TOLL BRIDGE COMMISSION
Meeting of December 22, 2025
PROJECT STATUS REPORT

FACILITY	PM/PAM	CONTRACT DESCRIPTION	PAGE NO.
Lumberville-Raven Rock Toll-Supported Bridge	HMS/SJB	L-RR TSPB Concept Design for Architectural Lighting & Electronic Surveillance/Detection System Installation <ul style="list-style-type: none"> • Final Design, TOA No. C-803A-2 	15
Uhlerstown-Frenchtown Toll-Supported Bridge	MEM/KMS	Uhlerstown-Frenchtown TSB Rehabilitation <ul style="list-style-type: none"> • Design, C-642A • CM/CI Services, CM-642A • Construction, TS-642A 	15
I-78 Toll Bridge	CLR/SJB	I-78 NJ Roadway Rehab and Power & Communication Infrastructure Upgrades <ul style="list-style-type: none"> • Design, C-766A 	17
Easton-Phillipsburg Toll Bridge	HMS/MEM	E-P TB Broad Street Viaduct Sidewalk Replacement <ul style="list-style-type: none"> • Design, TOA No. C-789A-1 	17
Portland-Columbia Toll Bridge	MEM/SJB	NJ Route 46 Overpass Fascia Girder Repairs Inspection & Design <ul style="list-style-type: none"> • Design, TOA No. C-788A-8 	18
Delaware Water Gap Toll Bridge	CLR/RJZ	DWG Space Utilization Program Study including New Salt Storage and Equipment Storage Buildings <ul style="list-style-type: none"> • Study, TOA No. C-771A-8 	18
Milford-Montague Toll Bridge	MEM/KMS	Structural Analysis and Repairs <ul style="list-style-type: none"> • Design, TOA No. C-788A-4 	19
	HMS/SJB	M-M TB New Storage Building <ul style="list-style-type: none"> • Design, TOA No. C-789A-2 	19
Multiple Facilities and/or Commission-Wide	CLR/SJB	Capital Program Management Consultant (CPMC) & Design Management Consultant (DMC) Services for the I-95/Scudder Falls Bridge Improvement Project <ul style="list-style-type: none"> • CPMC Services 2024 through 2028, C-502A-1N 	20
	MEM/SJB	Underwater Substructure Improvements Design – All Regions <ul style="list-style-type: none"> • Design, C-782A 	20
	MEM/SJB	Bridge Inspection Platform Layout and Design Toll-Supported Bridges <ul style="list-style-type: none"> • Design, TOA No. C-788A-5 	21
	WMC/KMS	Bridge Monitor Shelter Enhancements Program Development <ul style="list-style-type: none"> • TOA No. C-771A-1 	22
	WMC/KMS	Electronic Surveillance/Detection System <ul style="list-style-type: none"> • Network Video Management System (NVMS) Integrator Services, DB-768A 	22
	CAS/KMS	Electronic Toll Collection <ul style="list-style-type: none"> • Customer Service Center/Violation Processing Center Project, DB-584A 	22
	CAS/KMS	Electronic Toll Collection System Replacement <ul style="list-style-type: none"> • Design, Build, and Maintain, DB-540A 	23

Facilities are listed South to North

The first set of initials indicate the Project Manager and the second set of initial indicate the Program Manager

Project Manager Legend

WMC – M. Cane
 JRB – J. Bowers
 HMS – H. Sewekow
 CLR – C. Rood
 VMF-Vincent Fischer
 EVO – E. Van-Otoo

Program Manager Legend

KMS – K. Skeels
 SJB – S. Burke
 MEM – M. McCandless
 CAS – C. Stracciolini
 RJZ – R. Zakharia

DELAWARE RIVER JOINT TOLL BRIDGE COMMISSION
Meeting of December 22, 2025
PROJECT STATUS REPORT

FACILITY	PM/PAM	CONTRACT DESCRIPTION	PAGE NO.
	WMC/KMS	Job Ordering Contracting Services <ul style="list-style-type: none"> • Program Manager, C-727A • T/TS-784A, JOC For Bridge, Highway and Civil Work- North Region • T/TS-785A, JOC For Bridge, Highway and Civil Work- South Region • T/TS-786A, JOC Services for Building and Facility Work- North Region • T/TS-787A, JOC Services for Building and Facility Work - South Region 	24
	HMS/MEM	General Engineering Consultant <ul style="list-style-type: none"> • 2023-2026 Annual Inspections, C-757A 	25
	JRB/SJB	Toll Plaza Restriping – All Regions <ul style="list-style-type: none"> • TOA No. C-760A-6 	26
	CAS/KMS	Traffic Engineering Consultant- 2025 Annual Report <ul style="list-style-type: none"> • TOA No. C-761A 	26
	JRB/CAS	Traffic Count Program Upgrade <ul style="list-style-type: none"> • DR-550A 	26
	CAS/KMS	Soft AET Program Management and Roadway Sign Replacement <ul style="list-style-type: none"> • Phase 2 Design, TOA No. C-770A-3 	28
	CAS/KMS	In-Lane All Electronic Toll Collection System Design, Build and Maintain <ul style="list-style-type: none"> • Design, Build and Maintain, DB-792A 	29
	CAS/KMS	New Jersey E-ZPass Services <ul style="list-style-type: none"> • Design, Build and Maintain, DB-791A 	29

Facilities are listed South to North

The first set of initials indicate the Project Manager and the second set of initial indicate the Program Manager

Project Manager Legend

Program Manager Legend

WMC – M. Cane	CLR – C. Rood	KMS – K. Skeels	MEM – M. McCandless
JRB – J. Bowers	VMF-Vincent Fischer	SJB – S. Burke	CAS – C. Stracciolini
HMS – H. Sewekow	EVO – E. Van-Otoo		RJZ – R. Zakharia

DELAWARE RIVER JOINT TOLL BRIDGE COMMISSION

**December 22, 2025
PROJECT STATUS REPORT**

TRENTON- MORRISVILLE TOLL BRIDGE/LANGHORNE

**SOUTHERN OPERATIONS & MAINTENANCE FACILITIES
IMPROVEMENTS**

Preliminary, Final & Post Design Services
Contract No. C-519A
(RJZ/KMS)

This contract is for Preliminary, Final and Post-Design Services for space utilization improvements at New Hope Lambertville Toll Bridge Executive Headquarters and the demolition and reconstruction of the Trenton Morrisville Toll Bridge Administration Building as identified under a Task Order Assignment for Space Utilization Program and Concept Study.

In accordance with the Commission's February 26, 2018, Regular Monthly Commission Meeting, this Contract was awarded to Gannett Fleming, Architects Inc. (GF). Accordingly, a Notice of Award and Limited Notice to Proceed was issued to GF effective February 27, 2018.

Currently GF is providing post-Design services for Contract T-519A by attending all project meetings, responding to requests for information, reviewing submittals, assisting in resolving conflicts in the field and clarifying the contract documents.

Construction Management/Construction Inspection Services
Contract No. CM-519A
(RJZ/KMS)

This contract is for Construction Management (CM) and Construction Inspection (CI) Services in connection with the demolition and new construction of the Southern Operations and Maintenance Facilities Improvements Project. Joseph Jingoli & Son, Inc. (JJS) was issued Notice of Award and Limited Notice to Proceed effective January 26, 2021.

JJS is currently conducting bi-weekly progress meetings along with overseeing the facility commissioning, punch list completion and contractor submittal and RFI closeouts as part of providing construction management services.

Construction
Contract No. T-519A
(RJZ/KMS)

Contract T-519A is a multi-phase, 4-year primary construction contract for the demolition and new construction of the Southern Operations and Maintenance Facilities Improvements Project. It was awarded to Bracy Construction, Inc. at the Commission Regular Monthly Meeting of June 28, 2021. Notice of Award and Limited Notice to Proceed was issued to the Contractor on June 29, 2021; Notice to Proceed was made effective July 27, 2021, and a Pre-Construction Meeting was conducted on July 29, 2021.

DELAWARE RIVER JOINT TOLL BRIDGE COMMISSION

December 22, 2025 PROJECT STATUS REPORT

At the **Trenton Morrisville** site, at the **new operations building**, Commission staff that occupied a temporary office trailer set at the Toll Plaza level since relocated on May 19, 2023, moved into the permanent offices on June 17, 2025. Contractor completed exterior wall waterproofing, brick façade exterior metal architectural panels and roof coping. Ceiling grid, elevator installation, windows and storefronts, interior partition walls sheet rock and painting, Mechanical, Electrical and Plumbing, flooring and interior finishes activities are complete. Removal of five (5) underground storage tanks, demolition of reconstruction of the existing courtyard, as well as new curbs, paving and sidewalks installation activities are complete. Site work including Toll Plaza area and landscaping is complete. Furniture delivery, installation and configuration activities are complete. Mechanical equipment start-up and Commissioning activities are near completion. Building systems installation and primary control center configuration are also near completion. Commission Staff commenced moving into the Operation Building on October 27, 2025, and now it is complete. Punch-list activities continue through-out the facility, Training for the site emergency Generator was provided and the balance of the training is expected to be completed early December 2025.

At the **new maintenance garage** location, the contractor completed footers, steel erection and metal roof deck, under-slab utilities' rough-in and storm water installation. Concrete slab on grade was poured, perimeter wall installation and interior wall partition is complete, and the contractor completed radiant floor piping and rough-in Mechanical, Electrical and Plumbing throughout the building. Contractor also completed the split face masonry block and architectural metal panels façade, coping, fascia, roofing, and overhead door installation activities. Interior and exterior door installation, painting, flooring and finishes activities are complete. Door Hardware, mechanical equipment installation and equipment start-up activities are in progress.

At the **Langhorne site**, punch-list work and commissioning efforts continued along with Close-Out of final construction details throughout the reporting period.

ELECTRONIC SURVEILLANCE/DETECTION SYSTEM (ESS) CAMERAS AND INFRASTRUCTURE IMPROVEMENTS – NJ APPROACH

Task Order Assignment No. C-803A-1
(HMS/SJB)

On June 20, 2025, the Commission provided French and Parrello Associates (FPA) with Notice-to-Proceed for design services in support of construction of ESS cameras and infrastructure improvements on the Trenton-Morrisville toll bridge NJ approach. Commission Staff and the FPA team participated in a project kick-off meeting on July 1, 2025. Technical and field coordination meetings between the Commission and FPA were held during the reporting period. FPA is in the process of developing final design plans to go out to bid.

DELAWARE RIVER JOINT TOLL BRIDGE COMMISSION

**December 22, 2025
PROJECT STATUS REPORT**

TRENTON - MORRISVILLE TB MISCELLANEOUS SUBSTRUCTURE SPALL REPAIRS

**Design
Contract No. C-788A-3
(EVO/SJB)**

This Task Order Assignment (TOA) with Traffic Planning and Design, Inc. (TPD) is for professional consultant design services, encompassing project management and coordination, verification of facility condition assessment, preliminary and final design of plans, specifications, construction schedule, engineer's estimate, and post-design services for the Trenton-Morrisville Toll Bridge Miscellaneous Substructure Spall Repairs. The not-to-exceed amount for this TOA is \$129,794.95. The contract also includes an item for chloride testing of the Ramp I & Ramp Y bridge over Bridge Street due to the extensive delamination in the northerly pier cap, as well as the repair of spalls with exposed prestressed strands at the ends of beams and superstructure members.

The TPD contract was fully executed on April 24, 2025, and the Notice to Proceed was effective on April 28, 2025. A project Kick-off meeting was held on May 2, 2025. TPD began their field inspections and coring the caps on bridge IY for chloride testing on June 6, 2025. They continued their inspection on June 20, 2025, focusing on the west end of the prestressed beams.

The first progress meeting was held on June 6, 2025. On June 30, 2025, the Commission's General Engineering Consultant Pickering, Corts & Summerson conducted additional hands-on inspection of the bridge carrying Route 1 over Route 29 NB to review their previous inspection findings in comparison to TPD findings. On July 2, 2025 a meeting was held to review the field inspection investigation, discussing the overall condition of the bridge and the typical beam deterioration. TPD has completed the load ratings for Beam 6 on the bridge carrying Route 1 over Route 29 NB and has determined that traffic restrictions are not required at this time. On July 3, 2025, TPD completed the load ratings for the deteriorated beams on the structure and provided their analysis to the Commission. TPD submitted a final Facility Condition Assessment Report on September 8, 2025. On October 24, 2025 a meeting was held with personnel from TPD, Vector Corrosion, and the Commission to discuss the electrochemical chloride extraction (ECE) process, alternative methods (specifically galvanic anodes) to remediate high levels of chlorides in Ramp IY Piers chloride remediation costs, schedule impact of alternate remediation method and TPD's recommendation.

Following a meeting with TPD on November 10, 2025, a decision was made to use embedded anodes for chloride remediation. While the estimated costs for embedded anodes and Electrochemical Chloride Extraction (ECE) are comparable, the embedded anodes were selected to eliminate the risk of damage to ECE equipment, which would otherwise remain on-site for over four months.

DELAWARE RIVER JOINT TOLL BRIDGE COMMISSION

December 22, 2025

PROJECT STATUS REPORT

Corrosion potential testing (half-cell testing) of pier caps and columns is required to identify the probability of active corrosion regardless of the remediation method chosen; this testing is estimated at **\$12,857.08**.

On November 14, 2025, TPD submitted a project modification for **\$65,455.17**. This amount funds the testing mentioned above and covers increased project scope changes necessitated by existing structural conditions. Additionally, TPD submitted revised plans and specifications for the Job Order Contract (JOC) on November 26, 2025. These documents are currently under review, and comments will be provided to TPD by December 10, 2025.

TRENTON-MORRISVILLE TOLL BRIDGE ALL ELECTRONIC TOLLING and PA AVENUE INTERCHANGE

Design

Contract No. C-691A

(CAS/ KMS)

Commission Staff and Atkins Réalis USA Inc. held several project status meetings. Atkins Réalis continues to prepare a proposal for the superstructure replacement of the Route 1 over Route 29 northbound bridge (NJ Route 29 NB Overpass). The initiative for the superstructure replacement is based on recent inspection findings and evaluations. If found acceptable, a Consultant Agreement Modification will be prepared for execution.

Atkins Réalis continues to prepare a report summarizing the results of the workshop that discussed the preliminary roadway alignment options, toll gantry location, toll gantry options and roadway/barrier design elements. They are also preparing the Design Criteria Report. Atkins Réalis submitted the draft Quality Assurance Plan, which was reviewed by Commission Staff. Comments were provided to Atkins Réalis to address.

Atkins Réalis followed up with PennDOT regarding the Route 1 / Pennsylvania Avenue interchange concept design. PennDOT agreed with advancing the round-about concept to preliminary and final design.

Atkins Réalis completed a walk-through of the new Trenton – Morrisville Operations Building and existing toll plaza tunnel. During this field meeting they met with the Resident Engineer from the Operations Building construction team to gain an understanding of existing electrical conduits, pathways for cables into the demarcation building, and existing systems located within the toll plaza tunnel. Atkins prepared a list of potential construction activities for maintaining the existing toll plaza tunnel with modifications.

DELAWARE RIVER JOINT TOLL BRIDGE COMMISSION

December 22, 2025

PROJECT STATUS REPORT

LOWER TRENTON TOLL – SUPPORTED BRIDGE

**LOWER TRENTON TSB TRUCK WARNING SYSTEM (PILOT) and NJ BRIDGE
MONITOR SHELTER**

Final Design

Task Order Assignment No. C-771A-7

(EVO/SJB)

Under Task Order Assignment No. C-771A-2 French & Parrello Associates provided conceptual design services for the development of a new pilot over height vehicle detection system for the New Jersey approach to the Lower Trenton TSB. The work of that assignment was completed with acceptance of the final Concept Report dated March 6, 2024.

This project includes the design and eventual construction of a Bridge Monitor Shelter on the New Jersey approach to the Lower Trenton Toll-Supported Bridge. Conceptual layouts of the proposed Shelter have been created in conjunction with the over height detection system layout. The concepts include the need to establish construction and property easements with the City of Trenton.

On May 14, 2024, the Commission provided French & Parrello Associated with Notice-to-Proceed for final design services for the development of a new over height vehicle detection system for the New Jersey approach to the Lower Trenton TSB. A project kickoff meeting was held on May 21, 2024. On November 22, 2024, final design plans were sent to the Job Order Contractor (Mount Construction) for pricing. On December 5, 2024, a joint scoping meeting including FPA, and Mount was held at the site. On April 27, 2024, Mount provided a cost proposal and on April 28, 2024, FPA provided their comments on the cost proposal. On July 3, 2024, Mount provided a revised cost proposal and on July 23, 2024, FPA provided their comments on the cost proposal.

On September 4, 2024, Commission personnel met with City of Trenton personnel to discuss temporary construction and permanent property easements needed for this project. On January 3, 2025, DRJTBC attorneys completed an appraisal for the two City of Trenton properties that are needed for temporary construction and permanent easements for the project. On June 27, 2025, DRJTBC staff and attorneys met with City officials to discuss the project and steps needed to obtain construction and permanent property easements, with the goal of getting City Council resolutions on the agenda for their September 2025 meeting. On August 25, 2025, DRJTBC attorneys sent a draft easement agreement and draft amendment to the City's lease with the State for their review and consideration. Coordination with the City is ongoing.

DELAWARE RIVER JOINT TOLL BRIDGE COMMISSION

December 22, 2025

PROJECT STATUS REPORT

CALHOUN STREET TOLL – SUPPORTED BRIDGE

DECORATIVE KNEE BRACE REPLACEMENT

Design

Task Order Assignment Contract No.C-788A-2
(VMF/MEM)

On December 14, 2023, a Tractor Trailer crossed the CSTSB from Pennsylvania to New Jersey, and damaged five (5) end portal decorative brackets along the downstream truss.

Traffic Planning and Design, Inc. (TPD) was provided with Notice to Proceed on February 27, 2024 to design the removal and replacement of five (5) damaged ornamental cast iron portal frame brackets over the eastbound travel lane. Part of TPD’s scope under this Task Order Assignment includes finding foundries that can mold and produce the castings required. TPD provided an Addendum on March 7, 2025, revising the paint system for the faying surfaces of the bridge. TPD continued providing post-award construction phase services as necessary, during the reporting period.

Construction

Job Order Contract No. T/TS-787A-005
(VMF/MEM)

This Job Order Contract for an amount not-to-exceed \$171,495.80 is to remove and replace five (5) end portal decorative knee braces that were damaged by a tractor trailer that crossed the bridge on December 14, 2023.

The project was issued to Job Order Contractor, A.P. Construction (AP) with Notice to Proceed issued April 7, 2025. A preconstruction meeting was held on April 2, 2025, and work began to remove the damaged knee braces on April 9, 2025. The five damaged knee braces were removed by April 16, 2025, and the five unpainted areas of the bridge portal structure were tool cleaned and painted with a prime and finish coat of paint by April 22, 2025. The least damaged knee brace was shipped to Architectural Iron Company (AIC) of Milford PA on April 23, 2025 to be replicated for five new replacement knee braces. There is a 34 to 38-week lead time for the fabrication of the new knee braces. AIC submitted shop drawings of the new knee braces on June 30, 2025 and a mold was made from the sample knee brace provided and the mold was shipped from AIC to Fairmount Foundry, Inc. (FFI) of Hamburg, PA in late September 2025, where a knee brace was cast from the mold. This newly cast knee brace was shipped back to AIC and inspected by AP on October 21, 2025. AP subsequently accepted the cast knee brace and AIC released the remaining four braces for production. AIC shipped the 5 new knee brace castings and the one original knee brace provided as a sample to AP on November 11, 2025 fully painted. AP installed the 5 new knee braces on the Calhoun St. Bridge between November 17 to November 25, 2025, including touchup painting. AP also installed and painted 3 missing washers on one of the existing

DELAWARE RIVER JOINT TOLL BRIDGE COMMISSION

December 22, 2025

PROJECT STATUS REPORT

knee braces per the contract. AP completed all field work and demobilized from the site on November 25, 2025. AP is coordinating the delivery of the knee brace mold to the Commission.

SCUDDER FALLS TOLL BRIDGE

SCUDDER FALLS BRIDGE REPLACEMENT PROJECT

Final Design

Contract No. C-660A
(CLR/SJB)

During the reporting period Michael Baker Jr., Incorporated (Baker) of Hamilton New Jersey was not requested to respond to any issues.

Construction

Contract No. T-668A
(CLR/SJB)

The remaining open permit-related issue is that the Bucks County Soil Conservation District (BCCD) Office had not yet signed-off on closeout of the National Pollutant Discharge Elimination System (NPDES) and Erosion and Sediment Control (E&S) permits. A final inspection with the BCCD took place, which identified sufficient grass establishment within the project limits. A Notice of Termination (NOT) has been submitted to BCCD by Michael Baker, the Engineer of Record. This executed NOT will close out the project permits and represent final project approval by the Pennsylvania regulatory agencies.

DESIGN MANAGEMENT CONSULTANT SERVICES

Oversight of Final Design

Task Order Assignment No. C-502A-1M
(CLR/SJB)

AECOM has provided DMC services throughout the construction of the Scudder Falls Bridge Replacement Project, Contract T-668A under Task Order Assignment C-502A-2I. The remaining unexpended funds in Task Order Assignment C-502A-2I have been transferred over to Task Order Assignment C-502A-1M and Task Order Assignment C-502A-2I has been closed out. Remaining DMC services on the Scudder Falls Project will be completed under the C-502A-1M Task order Assignment.

The remaining DMC Services include support to the Commission in the following and assistance with various project close-out activities:

Environmental Permitting – The remaining effort under this task was to coordinate a final inspection of the project site performed by the Bucks County Soil Conservation District (BCSCD) to obtain final acceptance of all BCSCD Permitting work. BCSCD self-visited the site on July 2, 2025 during the reporting period. Verbal acceptance was received from the BCSCD representative as to the adequacy of established vegetation. Commission staff, in conjunction with

DELAWARE RIVER JOINT TOLL BRIDGE COMMISSION

December 22, 2025

PROJECT STATUS REPORT

the final designer Michael Baker International, and the General Contractor Trumble Corporation have submitted the project Notice of Termination (NOT). After signatures by the parties are received on the NOT of the project, Permit Completion Forms will then be sent to the BCSCD, PADEP and the USACE. This will close-out all outstanding permitting work associated with the project other than the continued five-year monitoring period for the PA Wetlands Mitigation Site. The Commission is awaiting a response from the regulatory agency(ies).

Environmental Monitoring Services – Continuous services were provided throughout construction to meet project permit requirements. Year 2 monitoring activities for the PA Wetlands Mitigation Site, by ACT Engineers will continue through 2028. This includes monthly monitoring well readings of the groundwater levels within the wetlands site. Wetlands Monitoring Report #4 was submitted to US Army Corps of Engineers for their review on December 19, 2024.

Right of Way Transfers – Working with Commission staff and attorneys to transfer certain property and easements to NJDOT, PennDOT and Lower Makefield Township. These properties and easements were acquired by DRJTBC to construct the project but are located within jurisdiction of these other agencies or municipalities.

Contracts C-660A and T-668A Progress Support - Support of open issues resolution to achieve project acceptance by the Bucks County Soil Conservation District in Pennsylvania.

DMC Services for these remaining efforts occur on a sporadic as-needed basis

SCUDDER FALLS TOLL BRIDGE FACILITY DECK SEALING & SHARED USE PATH PPC OVERLAY IMPROVEMENTS

Design

Task Order Assignment No. C-759A-5
(EVO/SJB)

The Commission has implemented a periodic deck sealing program at specific bridges to prolong the useful service life of the bridge decks and to mitigate the need for potential future maintenance. The Commission engaged Task Order Consultant, NAIK, under the standing professional services task order agreement, to provide design services for the bridge deck sealing of the bridges associated with the Trenton–Morrisville Toll Bridge Facility, the Scudder Fall Toll Bridge Facility and Shared Use Path PPC Overlay Improvements, and the Interstate 78 Toll Bridge Facility.

The final design bid documents, addressing all Commission comments to the pre-final design, was received on April 28, 2023. The project to seal decks at all 3 Toll Bridge facility bridge decks (T-764A) was advertised for bids on May 2, 2023. A virtual Bid Opening was held on Thursday June 1, 2023, at 2:00 PM. No bids were received.

NAIK repackaged the bid documents into three individual projects (1. Trenton–Morrisville Toll Bridge Facility; 2. the Scudder Fall Toll Bridge Facility, and 3. the Interstate 78 Toll Bridge Facility) for incorporation into other Capital construction contracts. The TMTB deck sealing was completed as part of Contract T-746A in 2024; the I-78 deck sealing was completed as part of

DELAWARE RIVER JOINT TOLL BRIDGE COMMISSION

December 22, 2025

PROJECT STATUS REPORT

Contract T-766A in 2025; the Scudder Falls project will be completed under a Job Order Contract with Mount Construction Company. The job order contract to perform the work at the Scudder Falls Facility structures was executed in September 2025 with work start on September 29, 2025. Naik will perform construction phase support services.

During this reporting period NAIK reviewed project submittal for Temporary Removal Tape. The submittal was Approved on November 9, 2025. NAIK will review the submittals for the permanent pavement markings once the information is submitted by the contractor paint striping operation scheduled to begin in December 2025.

Construction Inspection
Task Order Assignment No. C-804A-1
(EVO/SJB)

At the March 31, 2025 Commissioners' Meeting, the Commission awarded Contract No. C-804A, Construction Inspection Services for the Scudder Falls Toll Bridge Deck Sealing and Shared Use Path PPC Overlay Improvements project to STV, Incorporated (STV) of Lawrenceville, New Jersey for an amount not-to-exceed of \$145,189.59. STV was provided with the Contract Notice to Proceed effective September 12, 2025. A Kick-Off meeting was held on September 19, 2025 with representatives from STV, AECOM and DRJTBC.

STV continued full time inspection services on the project. The inspector submitted daily inspection reports. STV revised and resubmitted several reports based on feedback received from the Commission. STV's project manager has attended all progress meetings, and the inspector has maintained continuous communication with the Commission's project manager.

Construction
Job Order Contract No. T/TS-785A-005
(EVO/SJB)

All work in this project, consisting of, but not limited to, the following items of work, shall be carried out according to the Contract Plans, Specifications, and Special Provisions within the specified construction time limitations. Specific work at the Scudder Falls Toll Bridge Deck Sealing and Shared Use Path PPC Overlay Improvements include, but are not limited to:

- 1) Bridge deck sealing for selected bridges and other structures on Scudder Falls Toll Bridge facility including the Main River Bridge, Pennsylvania Canal Overpass, Taylorsville Road Overpass, and a portion of the New Jersey section of the Shared Used Path.
- 2) Restriping damaged striping caused by bridge deck sealing.
- 3) Removing and replacing the Polyester Polymer Concrete Overlay (average approximately 1 ¼" thick) on the Pennsylvania and Main River Bridge Portions of the Shared Use Path.

DELAWARE RIVER JOINT TOLL BRIDGE COMMISSION

December 22, 2025

PROJECT STATUS REPORT

A Pre-Construction meeting was held on September 19, 2025 with representatives from STV, Naik, Mount Construction Company (Mount), Eastern Highway Specialists, CMTS, AECOM, and DRJTBC in attendance. On October 1, 2025, a Pre-Activity meeting for the placement of MMA and PPC was held with representatives from STV, Naik, Mount, Eastern Highway Specialists, CMTS, AECOM, and DRJTBC in attendance. The final price proposal was approved on September 23, 2025 in the amount of \$2,614,520.02. A Notice to Proceed was issued to Mount on September 25, 2025, and project work started on September 29, 2025.

The contractor installed Maintenance and Protection of Traffic (MPT) signage on the roadway for the upcoming traffic detours and deployed Variable Message Sign (VMS) boards during the week of September 30, 2025. This preparation supports the planned work on the PA Shared Use Path (SUP). The contractor and the Commission have since updated their respective VMS boards to inform the public of the PA SUP closures.

Mount Construction implemented lane and shoulder closures in both directions from PA to NJ and NJ to PA between Taylorsville Road Overpass and the Main River Bridge. The Pennsylvania Canal Overpass bridge deck was also included in this operation. The subcontractor, Eastern Highway Specialists (EHS), continued to execute the shot blasting and the placement of MMA deck sealing throughout the project limits. Mount and EHS conducted night-time operations for the MMA placement for ramps to minimize impact to traffic. MMA deck sealing is still required in portions of the left lanes, right lanes, auxiliary lanes and shoulders in both the NJ to PA and the PA to NJ directions. The MMA deck sealing is scheduled to be completed by December 5, 2025, weather permitting.

EHS completed the scarification operation on the PA SUP on October 21, 2025 and started the Polymer Portland Cement (PPC) placement on October 22, 2025. The PA SUP PPC placement was completed on November 7, 2025. The contractor has also supplied a flagger on Woodside Road near the entrance of the PA SUP to maintain required access to the canal path for the duration of the project. The PPC placement on the Main River Bridge is scheduled for completion in May 2026 due to temperature restrictions.

EHS also performed additional PPC repair at the PA abutment on the Main River Bridge roadway in the direction from NJ to PA. The work originally started on November 10, 2025 and was performed under a Force Account. Due to a patch failure a portion of the repair work was redone on November 21, 2025 in the NJ to PA direction in the center lane.

WASHINGTON CROSSING TOLL- SUPPORTED BRIDGE

WASHINGTON CROSSING BRIDGE ALTERNATIVES ANALYSIS

Contract No. C-697A
(WMC/KMS)

At the June 24, 2024 Commissioners Meeting, the Commission awarded Contract No. C-697A, to HDR Engineering, Inc. of Philadelphia, PA. HDR Engineering and their team of sub-consultants are providing preliminary engineering and environmental documentation type services

DELAWARE RIVER JOINT TOLL BRIDGE COMMISSION

December 22, 2025

PROJECT STATUS REPORT

in support of the analysis of improvement alternatives for the Delaware River crossing between Upper Makefield Township, PA and Hopewell Township, NJ.

Throughout the reporting period, work efforts focused on travel demand modeling, lead agency coordination, preparation of alternatives, and historic bridge rehabilitation analysis. Preparations for interagency committee meetings as well as the Public Scoping Meeting continue. Other activities included field verification of surveys, public involvement, and utility identification.

NEW HOPE-LAMBERTVILLE TOLL-SUPPORTED BRIDGE

NH-L TSB REHABILITATION

Design

Contract No. C-694A

(MEM/SJB)

At the February 27, 2023 Commissioners Meeting, the Commission awarded Contract No. C-694A, New Hope - Lambertville Toll-Supported Bridge Rehabilitation Design to Greenman-Pedersen, Inc. (GPI) of Lebanon, NJ for an amount not-to-exceed \$1,895,132.27. GPI was provided with Notice of Award and Limited Notice to Proceed on February 28, 2023. GPI was then issued a Full Notice to Proceed on March 22, 2023 with the execution of the Agreement with the Commission.

The construction Contract was awarded at the Commission's November 2023 meeting. The contract work under this project is complete. However, there is some electrical troubleshooting work that is in still being addressed. GPI continues to provide support services though the project close-out phase, including electrical troubleshooting design support.

Construction Management/Inspection Services

Contract No. CM-694A

(MEM/SJB)

At the November 20, 2023 Commission Meeting, authorization was granted to award the Construction Management/Construction Inspection Services contract (CM-694A) to Urban Engineers, Inc. (Urban) of Philadelphia for the not-to-exceed amount of \$1,209,96.08. Urban Engineers, Inc. of Philadelphia was issued Notice of Award and a Limited Notice to proceed effective November 21, 2023. A project kick-off meeting has held on November 30, 2023. The full Notice to Proceed was issued December 21, 2023, with the execution of the Agreement with the Commission.

During this reporting period, the contractor continued to perform electrical issues troubleshooting. The contractor has re-installed underdeck platforms in order to access and repair electrical utility boxes and wiring connections. Urban continues to provide CM/CI support services for the project electrical troubleshooting.

DELAWARE RIVER JOINT TOLL BRIDGE COMMISSION

December 22, 2025 PROJECT STATUS REPORT

Construction
Contract No. TS-694A
(MEM/SJB)

The Construction Contract was Awarded to Anselmi & DeCicco, Inc. (A&D) of Maplewood, NJ for a not-to-exceed amount of \$25,072,471.06 at the Commission's November 2023 Meeting. LNTP provided November 20, 2023 and Full Notice to Proceed on December 20, 2023.

Throughout the reporting period the Contractor continued to perform electrical system troubleshooting of the esthetic lighting system to address ongoing issues. A&D reinstalled below deck access platforms in span 6 and additional electrical inspections were performed on September 29, 2025. The contractor has re-installed underdeck platforms in the remaining spans across the bridge in order to access and repair electrical utility boxes and wiring connections. Repair and retrofit of the boxes and connections commenced on December 1, 2025.

NEW HOPE-LAMBERTVILLE TOLL BRIDGE

NH-L TB ALL ELECTRONIC TOLLING (AET) CONVERSION DESIGN

Design
Contract No. C-754A
(CAS/ KMS)

Rummel, Klepper & Kahl, LLP (RK&K) participated in project related meetings with PKF for the construction project as needed. During the reporting period RK&K prepared responses to Requests for Information (RFI) from the construction team and issued change of plans as needed. Additionally, RK&K completed several reviews of construction submittals from the contractor.

Construction Management/Construction Inspection Services
Contract No. CM-754A
(VMF/CAS)

At the April 28, 2025, Commissioners' Meeting, the Commission awarded Contract No. CM-754A, Construction Management/Construction Inspection Services for the New Hope-Lambertville Toll Bridge All Electronic Tolling (AET) Conversion & PA Abutment Backwall Replacement Project to STV, Incorporated (STV) of Lawrenceville, New Jersey for an amount not-to-exceed of \$2,476,202.84. STV was provided with the Notice of Award and Limited Notice to Proceed effective April 29, 2025. A CM/CI Kick-off Meeting was held on May 2, 2025 and STV was issued their Notice to Proceed on May 15, 2025. STV participated in a transfer-of-Knowledge meeting on May 23, 2025 with the Designer, RK&K and TransCore and conducted the Pre-Construction and Scheduling Conferences PKF in late May 2025. STV's inspection team of Resident Engineer, Office Engineer/Inspector and two Inspectors continued providing CM/CI Services throughout the reporting period. STV conducted eleven (11) progress meetings and numerous pre-activity and IT coordination meetings throughout this same period.

DELAWARE RIVER JOINT TOLL BRIDGE COMMISSION

December 22, 2025 PROJECT STATUS REPORT

Construction
Contract No. T -754A
(VMF/CAS)

This Contract is the AET Tolling Implementation Plan, Phase 4 hard conversion of the southbound US 202 Pennsylvania toll facility to an open-road, highway speed, All Electronic Tolling (AET) system with a single-full span gantry over a reconstructed roadway that improves the US 202 roadway geometry at the existing toll facility. The project also includes the staged construction of the abutment backwall on the PA side of the New Hope-Lambertville Toll Bridge and the demolition of the existing toll plaza with a new tunnel egress.

At the April 28, 2025 Commissioners' Meeting, the Commission awarded Contract No. T-754A, New Hope-Lambertville Toll Bridge All Electronic Tolling (AET) Conversion & PA Abutment Backwall Replacement to PKF-MARK III, Incorporated (PKF) of Newtown, Pennsylvania for an amount not-to-exceed \$11,863,715.00. PKF was provided with Notice of Award and Limited Notice to Proceed effective April 29, 2025 and full Notice to Proceed was issued effective June 5, 2025. A Scheduling Conference and Pre-Construction Meeting were held on May 2 and May 29, 2025 respectively. PKF mobilized, cleared trees, set temporary barrier, striping and channelizing devised and implemented Stage 1, Phase A of this project on June 30, 2025. PKF implemented Stage 1, Phase B of this project on July 14, 2025. The activities performed in Phase B to date included: shifting all traffic to the northbound bridge; funneling all southbound toll traffic to toll lane #1; demolishing the other 3 toll lanes, booths and canopy; removal of the southbound abutment backwall; forming and pouring the new southbound abutment backwall including the refurbished tooth dam in the concrete header; installation of the new toll gantry foundations and support towers; setting of the gantry monotube; continue converting the old stairwell into the new IT room; install new underground conduit for the tolling equipment to the new IT room; remove the old and provide a temporary HVAC system to the tunnel; excavating, forming and pouring the new stair tower foundation; installing the precast stair egress headhouse; installing new drainage; forming and pouring concrete barrier and roadway sections in the southbound direction in the new roadway configuration.

NEW HOPE-LAMBERTVILLE TB - PA ABUTMENT BACKWALL RECONSTRUCTION

Design
Task Order Agreement No. C-769A-3
(MEM/SJB)

During past annual inspections of the New Hope-Lambertville Toll Bridge, findings included the rotation of the Pennsylvania abutment toward the bridge. Monitoring has continued over the past few annual inspections, with slight movement. This movement is to the point that an in-depth inspection needed to take place to prepare the scope of work for rehabilitation of the abutment. Traffic Planning & Design (TPD) under Structural/Civil Task Order Assignment No.

DELAWARE RIVER JOINT TOLL BRIDGE COMMISSION

December 22, 2025

PROJECT STATUS REPORT

C-769A-3, executed October 24, 2024, was tasked with performing the inspection and determining the scope of the necessary action.

Removal of the stone veneer façade on both sides of the abutment exposed a large diagonal crack through the entire length of the abutment backwall. However, it was found that the lower abutment did not rotate and remains in stable condition. The recommendation by TPD, which received Commission concurrence, was to replace the back wall in its entirety. Under modification No. 1 to this Task Order Agreement TPD performed the design of the back wall replacement and prepared the necessary construction documents.

During the progression of design, the Commission decided to combine the Pennsylvania abutment backwall Reconstruction project and the All-Electronic Tolling Phase 4 Hard Conversion construction project into one (1) construction contract. Rummel, Klepper & Kahl, LLP (RK&K) performed the New Hope-Lambertville Toll Bridge AET Conversion design under contract C-754A. TPD and RK&K collaborated to combine the contract documents from each project and issue a single construction contract T-754A, which was advertised for bid on March 13, 2025. Bids were received on April 15, 2025 and the contract awarded at the Commission's April 28, 2025 meeting. A Notice of Award / Limited Notice to Proceed was issued to the successful bidder PKF-Mark III, Incorporated of Newtown, Pennsylvania the same day. The Contract was executed and the full Notice to Proceed was issued on June 5, 2025.

The construction of the backwall replacement is underway. TPD performed post-design, post-award services throughout the reporting period.

CENTRE BRIDGE- STOCKTON TOLL-SUPPORTED BRIDGE

CB-S TSB BEARING & BRIDGE SEAT REHABILITATION

Design

Task Order Assignment No. C-769A-2
(VMF/MEM)

During the biannual inspection of the Toll-Supported bridges, the Commission's General Engineering Consultant (GEC) identified several areas that require repair at the Centre Bridge-Stockton Toll- Supported Bridge (CBSTSB). The areas of concern are identified as loose, missing and/or bent anchor bolts at the truss and sidewalk bearings with associated spalls in the bridge seats resulting in loss of bearing area. Additional areas of repair are identified at the deck joints and bridge seats of the single span bridge over the Canal at the west approach of CBSTSB.

Traffic Planning and Design, Inc (TPD) was provided with Notice to Proceed on December 13, 2022, for the design of the repairs. An inspection crew from TPD started an in-depth field inspection the week of January 9, 2023, for the purposes of determining the approach to the design and construction of the repairs. A Preliminary Condition Assessment Report (CAR) on the CBSTB conditions was submitted the end of January 2023.

DELAWARE RIVER JOINT TOLL BRIDGE COMMISSION

December 22, 2025

PROJECT STATUS REPORT

A Draft CAR for the approach structure to the CBS-TSB bridge (York Road over the PA Canal) was submitted February 14th, 2023 and was reviewed by Engineering. In addition to the CAR, TPD has provided a Load Rating Analysis for this structure. The Preliminary Load Rating was received by the Commission on March 30th, 2023 and has been reviewed. The final Load Rating Report was accepted the end of May, 2023.

Preliminary assessment reports for the structure over the canal, and for the main river bridge have been received, reviewed, and accepted. Recommendations from this report will be incorporated into a future project for rehabilitation of the bridge.

Final design documents for the stringer bearing repairs on the main river bridge as well as miscellaneous pier bearing repairs were completed on May 23, 2024.

The final design construction documents have been provided to A.P. Construction (AP) on May 24, 2024. AP provided their first cost proposal for Job Order Contract T/TS-787A-003 on August 21, 2024. TPD provided comments and assisted in the price proposal negotiations for the initial and second price proposal submitted by AP on January 31, 2025. TPD has reviewed the scaffolding and jacking plans submitted by A.P. Construction on August 22, 2025 and will continue to be involved in the price proposal and schedule review/negotiations until ultimately providing their recommendation for acceptance.

LUMBERVILLE – RAVEN ROCK TOLL-SUPPORTED BRIDGE

L-RR PEDESTRIAN BRIDGE (LRRTSB) ARCHITECTURAL LIGHTING & ELECTRONIC SURVEILLANCE/DETECTION SYSTEM (ESS) DESIGN

Task Order Assignment No. C-803A-2

(HMS/SJB)

On June 3, 2025, the Commission provided French and Parrello Associates (FPA) with Notice-to-Proceed for design services in support of construction of architectural lighting and ESS infrastructure at the Lumberville-Raven Rock toll supported bridge. Commission Staff and the FPA team participated in a project kick-off meeting on June 13, 2025. Technical coordination meetings between the Commission and FPA were held during the reporting period. FPA is in the process of developing final design plans to go out to bid.

UHLERSTOWN-FRENCHTOWN TOLL-SUPPORTED BRIDGE

UHLERSTOWN-FRENCHTOWN TSB REHABILITATION

Design

Contract No. C-642A

(MEM/KMS)

At the January 29, 2024 Commissioners Meeting, the Commission awarded Contract No. C-642A, Uhlerstown - Frenchtown Toll-Supported Bridge Rehabilitation Design to WSP USA,

DELAWARE RIVER JOINT TOLL BRIDGE COMMISSION

December 22, 2025

PROJECT STATUS REPORT

Inc. (WSP) of Exton, PA for an amount not-to-exceed \$1,771,189.56. WSP was provided with Notice of Award and Limited Notice to Proceed on January 29, 2024. A project Kick-Off meeting was held on February 6, 2024. The Agreement was executed and the full Notice to Proceed was issued on February 23, 2024.

During the reporting period, WSP continued to provide construction support services for the project, including review of submittals, general construction support, attending status meetings, and providing responses to RFIs.

Construction Management/Inspection Services Contract CM-642A (MEM/KMS)

At the December 2024 Meeting, the Commission awarded Contract No. CM-642A, Construction Management/Inspection Services for the Uhlerstown-Frenchtown Toll-Supported Bridge Rehabilitation Project, to Urban Engineers, Inc. of Cherry Hill, NJ (Urban) for a not-to-exceed amount of \$1,587,138.62. Urban was provided with Notice of Award and Limited Notice to Proceed effective December 23, 2024. The full Notice to Proceed was authorized effective March 19, 2025.

The CM/CI field office has been established in Frenchtown, NJ. The team continues to manage and inspect the construction activities. During the reporting period, the CM team has been facilitating the processing of contractor submittals and RFIs.

Construction Contract No. TS-642A (MEM/KMS)

At the December 2024 Meeting, the Commission awarded Contract No. TS-642A, Uhlerstown-Frenchtown Toll-Supported Bridge Rehabilitation, to Anselmi & DeCicco, Inc. of Maplewood, NJ (Anselmi) for a not-to-exceed amount of \$22,216,237.00. Anselmi was provided with Notice of Award and Limited Notice to Proceed effective December 23, 2024. The Agreement for this project has been executed and the full Notice to Proceed was issued on January 24, 2025.

With the exception of touch-up, blast cleaning and painting of the bridge has been completed and the above deck containment system has been removed. The bridge sidewalk has been installed and was opened to pedestrians on Wednesday August 27, 2025, in time for the Labor Day Weekend events in Frenchtown, NJ. Installation of the new bridge roadway guide railing is complete.

The detour of eastbound traffic commenced on February 20, 2025. In the evening of October 28, 2025 the bridge was reopened to two (2) way traffic. Some minor traffic interferences may be required but it is anticipated that two-way traffic will be maintained through the remainder of the project. The Contractor continues to install electrical infrastructure, esthetic lighting fixtures, and to complete miscellaneous underdeck construction work.

DELAWARE RIVER JOINT TOLL BRIDGE COMMISSION

**December 22, 2025
PROJECT STATUS REPORT**

I-78 TOLL BRIDGE

**I-78 TB NEW JERSEY ROADWAY REHABILITATION AND POWER &
COMMUNICATION INFRASTRUCTURE UPGRADES**

Design
Contract No. C-766A
(CLR/SJB)

This Contract is for professional consultant design services to include verification of condition assessment, preliminary and final design, and post-design services for the rehabilitation of the I-78 New Jersey Approach Roadway and reassessment of the preliminary design documents associated with the I-78 Power and Communication Infrastructure Design Services as developed by Arora and Associates, P.C. in October 2022 along with the preliminary and final design and post design services for the I-78 Power and Communication Infrastructure Design.

Arora and Associates, P.C was issued a Notice of Award and Limited Notice to Proceed effective May 23, 2023. A project kick-off meeting was held with Arora on May 31, 2023. The Contract was fully executed on June 20, 2023, with full Notice to Proceed effective June 22, 2023.

The Construction Contractor reached Contract Final Completion on July 16, 2025. During this reporting period Arora continued finalizing the I-78 Stormwater Mapping deliverable.

EASTON-PHILLIPSBURG TOLL BRIDGE

E-P TB BROAD STREET VIADUCT SIDEWALK REPLACEMENT

Task Order Assignment No. C-789A-1
(HMS/MEM)

On March 11, 2025, the Commission provided Pennoni Associates with Notice-to-Proceed for design services in support of replacement/rehabilitation of upstream and downstream sidewalks on the Easton-Phillipsburg toll bridge Broad Street viaduct. Commission Staff and the Pennoni team participated in a project kick-off meeting on March 25, 2025. Field condition assessment commenced on April 15, 2025 and has been completed. Pennoni Associates has submitted the Conditions Assessment Report, which is under review by Commission staff. Pennoni is in the process of developing preliminary design plans.

DELAWARE RIVER JOINT TOLL BRIDGE COMMISSION

**December 22, 2025
PROJECT STATUS REPORT**

PORTLAND – COLUMBIA TOLL BRIDGE

NJ ROUTE 46 OVERPASS FASCIA GIRDER INSPECTION AND DESIGN

**Design
Task Order Assignment C-788A-8
(MEM/SJB)**

On the afternoon of 7/18/2024 NJDOT’s contractor (Greene Construction) for their NJ Route 46 Pavement Reconstruction Contract No. 000148100 was working on Route 46 WB, excavating their roadway below the Commission’s bridge, Ramp over US Route 46 (#341). This bridge carries NJDOT Route 94 as an approach structure to the Portland-Columbia Toll Bridge. The excavator struck the lower flange of the south fascia girder (close to mid-span). A portion of the bottom flange was struck, which resulted in out-of-plane bending and a noticeable indentation in the flange and paint system failure. Based upon a visual inspection by personnel from the Commission’s Engineering Department on 7/19/24, no rips or tears were immediately identified, nor any distress noted at the adjacent diaphragm or the nearest bearing. The bridge remains in-service with no current legal load restriction.

The overall objective of this task order assignment is to perform an inspection of the damaged girder and to prepare the necessary construction documents to allow a contractor to perform necessary repairs. TPD was provided with Notice to Proceed on March 5, 2025 to design repairs to the damaged girder. TPD has performed their field inspections and provided their findings. The repair contract documents have been completed and provided to the NJDOT contractor. These repairs have been completed and during this reporting period, this task is being closed out.

DELAWARE WATER GAP TOLL BRIDGE

SPACE UTILIZATION PROGRAM STUDY INCLUDING NEW SALT STORAGE AND EQUIPMENT STORAGE BUILDINGS

**Study
Task Order Assignment No. C-771A-8
(CLR/RJZ)**

This Task Order Assignment (TOA) with French & Parrello Associates (FPA) is for professional engineering services to perform a Space Utilization Study for the Delaware Water Gap Toll Bridge facilities. This includes new Salt Storage and Equipment Storage Buildings on recently purchased properties adjacent to the Toll Plaza and assess the space utilization of the existing Administration Building for an amount not-to-exceed of \$270,035.71. FPA was provided with the Notice to Proceed effective January 29, 2025.

During this reporting period FPA adequately addressed the comments Commission Staff had on the draft Final Concept Study Report and submitted in the Final Concept Study Report. This report includes sketches for both the existing and future DWG TB Administrative and

DELAWARE RIVER JOINT TOLL BRIDGE COMMISSION

December 22, 2025

PROJECT STATUS REPORT

Maintenance Buildings; the proposed new Fuel Management Systems at E-P TB, P-C TB, DWG TB and M-M TB Facilities; the final location for a Bridge Officer Shelter within the DWG TB Administrative Building; recommendations of replacing the electrical feed for the DWG TB main river bridge lighting; and an updated layout for the new DWG TB Salt Storage and Equipment Storage Buildings along with a construction cost estimate. The submission of this final report fulfills the requirements of this TOA and as such this TOA will be closed out.

MILFORD – MONTAGUE TOLL BRIDGE

STRUCTURAL ANALYSIS AND REPAIRS

Design

Task Order Assignment No. C-788A-4
(MEM/KMS)

During the biannual inspection of the Toll bridges, the Commission’s General Engineering Consultant (GEC) and Commission personnel identified areas that require repair at the Milford-Montague Toll Bridge (MMTB). Areas of concern included: locations where the light post standards are attached to the top chord of the trusses; an incorrectly set curb plate at the pier 3 deck joint damaged during snowplow operations; severe concrete deterioration at the approach parapets; large spalls at the pier cap & bridge seats; differential between panels at the sidewalk mid-span.

Traffic Planning and Design, Inc (TPD) was provided with Notice to Proceed on October 21, 2024 to design repairs and verify/update bridge load ratings. TPD performed field visits to the bridge site in November, 2024. The project recommendations report was submitted, reviewed and accepted in July 2025. On September 25, 2025 TPD submitted a draft scope of work for the final design of this project, which is under review by Commission staff.

MILFORD-MONTAGUE TOLL BRIDGE STORAGE BUILDING

Task Order Assignment No. C-789A-2
(HMS/SJB)

On June 6, 2025, the Commission provided Pennoni Associates with Notice-to-Proceed for design services in support of construction of a storage building at the Milford-Montague toll bridge facility. Commission Staff and the Pennoni team participated in a project kick-off meeting on June 11, 2025. Field survey and condition assessment commenced on June 18, 2025 and has been completed. Pennoni Associates has submitted final design plans for review.

DELAWARE RIVER JOINT TOLL BRIDGE COMMISSION

**December 22, 2025
PROJECT STATUS REPORT**

MULTIPLE FACILITIES AND/OR COMMISSION-WIDE

**CAPITAL PROGRAM MANAGEMENT CONSULTANT (CPMC) &
DESIGN MANAGEMENT CONSULTANT (DMC) SERVICES FOR CAPITAL
IMPROVEMENT PROJECTS**

CPMC SERVICES THROUGH DECEMBER 31, 2028

**Task Order Assignment No. C-502A-1N
(CLR/SJB)**

Task Order Assignment No. C-502A-1N was authorized on April 8, 2024 for the continuation of Capital Program Management Consultant (CPMC) Services through December 31, 2028. The budget currently authorized for this assignment is anticipated to cover full-staff CPMC Services through December 31, 2025. Services under this Task Order Assignment from January 1, 2026 through December 31, 2028. Under Task Order Assignment 502A-1M, AECOM continues to provide Capital Program Management Consultant (CPMC) Staff Augmentation Services for delivery of the Commission’s Capital Program. AECOM is currently providing four (4) full-time Project Managers to oversee and administer various design and construction projects that are being advanced in the Capital Improvement Program.

CPMC staff will continue to provide support to the Commission in advancing the Capital Program in the following areas: procurement assistance, scheduling and cost control, programming/planning, Project Management, Program Area Management, technical support, design oversight and support, construction oversight and support, and oversight and support of the Job Order Contract (JOC) construction work, all including coordination with multiple Commission departments outside of Engineering.

UNDERWATER SUBSTRUCTURE IMPROVEMENTS DESIGN – ALL REGIONS

**Design
Contract No. C-782A
(MEM/SJB)**

IH Engineers, P.C. of Princeton, New Jersey was awarded this contract and given full notice to proceed with the delivery of the executed agreement on August 18, 2023. In 2021 the Commission performed the 5-year interval underwater inspections of each of its river crossing bridges, to meet National Bridge Inspection Standards (NBIS) requirements. The findings of these inspections identified the need for bridge substructure repair and/or rehabilitation of existing scour remediation measures at bridge substructures below the water level. IH’s scope is to prepare a **Substructure Foundation Report (SFR)**, identifying foundation types and assessing vulnerability to scour at each of the Commission’s Delaware River crossings. followed by a **Condition Assessment Report (CAR)** recommending any repairs or maintenance required to mitigate potential effects of scour.).

DELAWARE RIVER JOINT TOLL BRIDGE COMMISSION

December 22, 2025

PROJECT STATUS REPORT

IH's subconsultants GPI and JMT have completed the in-depth field inspections for the preparation of the CAR and SFR. Draft CAR and SFR documents have undergone the submittal/review cycle between Commission staff and IH Engineers prior to meeting with NJDEP. A pre-application meeting with NJDEP was conducted on April 2, 2024 to review potential grout bag repair methods included in the CAR. NJDEP does not allow this method of construction in an underwater environment that is not completely "dry". Alternate repair methods are being developed by IH as the CAR continues to be progressed. IH is finalizing their reports and working on the preliminary design to support the effort to acquire the necessary permits.

IH has continued to work on both the **CAR** and **SFR**. A copy of both reports has been forwarded for constructability review under task order C-788A-6. Task Order Consultant TPD and their subconsultant Childs Engineering has performed a peer-review of the documents for four (4) bridges in the **CAR**. A meeting between Engineering and IH was held November 22nd to discuss Commission and TPD/Childs comments on the **SFR**. Revised pages of the SFR were received late December and were reviewed by Commission staff and TPD/Childs.

A meeting with IH was held on May 28th at the Commission Admin building to discuss report submissions, delays in schedule and constructability of proposed design in the CAR report. A follow-up meeting with IH was held on June 5th to discuss constructability of the CAR report. IH and the Engineering Department held 'workshop' meetings to finalize the Condition Assessment Report and its recommendations. A revised Corrective Action Report was resubmitted on September 4, 2025 and is currently under review.

BRIDGE INSPECTION PLATFORM LAYOUT AND DESIGN TOLL-SUPPORTED BRIDGES

Design

Task Order Assignment No. C-788A-5
(MEM/SJB)

The purpose of this project is to develop detailed temporary rigging access platforms, cabling and attachment details for internal Commission use. Rigging access is needed to inspect and maintain the underside of the Commission's Toll-Supported Bridges. The rigging system shall be designed to be efficiently installed, operated, and maneuvered by Commission staff.

Traffic Planning and Design, Inc (TPD) was provided with Notice to Proceed on September 24, 2024. A kick-off meeting was held on October 6. After field site visits during the October month, a meeting was held with Maintenance, Engineering, TPD and TPD's subconsultant Malick Sherer (MS). A draft report was received on January 20th, 2025 was reviewed by Commission staff. A progress Meeting was held March 20, 2025, during which TPD was asked to take an additional review of the more difficult to access bridges.

DELAWARE RIVER JOINT TOLL BRIDGE COMMISSION

December 22, 2025
PROJECT STATUS REPORT

BRIDGE MONITOR SHELTER ENHANCEMENTS PROGRAM DEVELOPMENT

Task Order Assignment No. C-771A-1
(WMC/KMS)

French & Parrello Associates, P.A. and their sub-consultant, USA Architects, Planners + Interior Designers are developing a system-wide program to enhance the Commission's inventory of bridge monitor shelters. A draft report was provided and is currently under review by Commission staff.

ELECTRONIC SURVEILLANCE / DETECTION SYSTEM NETWORK VIDEO MANAGEMENT SYSTEM (NVMS) INTEGRATOR SERVICES

Contract No. DB-768A
(WMC/KMS)

Dynamic Security, LLC (dba Secuni) continued to provide maintenance services of headend type equipment in support of the Electronic Surveillance / Detection System (ESS) under the direction of the Commission's Public Safety and Bridge Security Department, who operates the system from the Control Centers located at the New Jersey State Police's Regional Operation and Information Center (ROIC) in West Trenton, New Jersey and the New Hope-Lambertville Toll Bridge facility in New Hope, Pennsylvania.

Throughout the reporting period, work efforts focused on developing the implementation plan for the deployment of an Endpoint Detection and Response solution across the ESS.

ELECTRONIC TOLL COLLECTION CUSTOMER SERVICE CENTER/VIOLATION PROCESSING CENTER PROJECT

Contract No. DB-584A
(CAS/KMS)

Commission Staff are working with the New Jersey E-ZPass Customer Service Center (NJ E-ZPass CSC) provider, Conduent, to implement IAG Interface Control Document (ICD) version 1.60. This will allow CSCs to receive data and process transactions from other transponder protocols such as SeGo and 6C, in addition to the current TDM protocol, as well as other functionalities. Testing is completed with the NJ E-ZPass CSC and the Inter Agency Group Hub and implementation is now complete. After successful roll out of the IAG ICD 1.6 software, Commission Staff continued to participate in daily NJ E-ZPass CSC meetings to review the system status and catch-up of file transfer and transaction processing.

Conduent continues to develop the **real time digital payment function** at the NJ E-ZPass CSC for toll by plate customers. Conduent revised the terms and conditions that will be displayed on the NJ E-ZPass website, and comments were provided from the NJTA. Conduent has released this functionality into the NJ CSC software, and they are proceeding with testing it through a small group of individuals.

DELAWARE RIVER JOINT TOLL BRIDGE COMMISSION

December 22, 2025

PROJECT STATUS REPORT

The NJ E-ZPass CSC launched the Amnesty Program in June 2025. NJ MVC legislation was passed and NJTA is working with the MVC on the programs. There are two programs: the Amnesty Program and the Vehicle Registration Suspension Program. The Amnesty Program must run for 180 days, with no lookback timeframe, meaning the program can go back as far as the violator wants to pay. Violation transactions after the start of the program are NOT eligible. The program is open to all violators (from any state), with tolls and fees that are \$500 or more prior to June 2025. The program must offer a 25% reduction of the fees, the program will collect 100% of the toll revenue. When applying payment, 100% of the toll amount will be satisfied first, followed by AET fees and administrative fees. The amount owed must be paid in full or no payment plan. A violator may make arrangements for a payment plan, outside of the Amnesty Program. For the NJ MVC Vehicle Registration Suspension, the transactions criteria include all NJ E-ZPass agency violations, unpaid tolls, administration fees and AET fees totaling \$500 or more; or 60 or more violations with at least one having occurred after January 2024 (legislation date).

At the Commissioners November 24th meeting new toll rates were approved in support of the proposed Capital Program update. Conduent was notified of the 2026 toll rates that are expected to go into effect on January 1, 2026.

The NJTA, as the lead agency, is facilitating all meetings with the other agencies and Conduent to manage the implementation of outstanding system elements for the New Jersey E-ZPass Customer Service Center.

ELECTRONIC TOLL COLLECTION SYSTEM REPLACEMENT

Design, Build and Maintain

Contract No. DB-540A

(CAS/KMS)

Commission Staff are working with TransCore and the NJ E-ZPass CSC provider, Conduent, to implement IAG Interface Control Document (ICD) version 1.60. This will allow CSCs to receive data and process transactions from other transponder protocols such as SeGo and 6C, in addition to the current TDM protocol, as well as other functionalities. Testing is complete with the NJ E-ZPass CSC and the Inter Agency Group Hub. Implementation of the IAG ICD 1.60 is now complete. After successful roll out of the IAG ICD 1.6 software, TransCore continued to participate in daily NJ E-ZPass CSC meetings to review the system status and catch-up of file transfer and transaction processing.

Lane equipment cleaning is a constant activity during this time of year. Firmware upgrades are continuing on all UPS units. In addition, UPS units are affected by the extreme heat and battery conditions are being checked. Also, all lane cameras are being checked for image clarity.

At the Commissioners November 24th meeting new toll rates were approved in support of the proposed Capital Program update. TransCore was notified of the 2026 toll rates that are expected to go into effect on January 1, 2026.

DELAWARE RIVER JOINT TOLL BRIDGE COMMISSION

December 22, 2025

PROJECT STATUS REPORT

Commission Staff and TransCore meet monthly to review and discuss system operational and maintenance items. A weekly call also takes place to briefly review system maintenance items for the week.

**JOB ORDER CONTRACTING SERVICES
JOB ORDER CONTRACTING PROGRAM MANAGER
Contract No. C-727A
(WMC/KMS)**

The Gordian Group continued to provide program management services in support of the Commission’s Job Order Contracting Program involving development of price proposals within the information management software as well as the construction management services in support of each individual job order.

Additional work involved initiation of updates to the front-end bid documents as well as the Construction Task Catalog and supplementary Technical Specifications to be used to procure contractors to provide job order contracting type construction services.

**JOB ORDER CONTRACTING SERVICES
FOR BRIDGE, HIGHWAY, AND CIVIL WORK – NORTH REGION
Contract No. T/TS-784A
(WMC/KMS)**

Representatives from Mount Construction Company participated in a training session on June 28, 2023 involving the JOC Information Management Software, using the Construction Task Catalog and the understanding the Job Order Development Process.

Notice-to-Proceed was issued effective July 1, 2023.

**JOB ORDER CONTRACTING SERVICES
FOR BRIDGE, HIGHWAY, AND CIVIL WORK – SOUTH REGION
Contract No. T/TS-785A
(WMC/KMS)**

Representatives from Mount Construction Company participated in a training session on June 28, 2023 involving the JOC Information Management Software, using the Construction Task Catalog and the understanding the Job Order Development Process.

Notice-to-Proceed was issued effective July 1, 2023.

DELAWARE RIVER JOINT TOLL BRIDGE COMMISSION

**December 22, 2025
PROJECT STATUS REPORT**

**JOB ORDER CONTRACTING SERVICES
FOR BUILDING AND FACILITY WORK – NORTH REGION
Contract No. T/TS-786A
(WMC/KMS)**

Representatives from Mount Construction Company participated in a training session on June 28, 2023 involving the JOC Information Management Software, using the Construction Task Catalog and the understanding the Job Order Development Process.

Notice-to-Proceed was issued effective July 1, 2023.

**JOB ORDER CONTRACTING SERVICES
FOR BUILDING AND FACILITY WORK – SOUTH REGION
Contract No. T/TS-787A
(WMC/KMS)**

Representatives from A.P. Construction participated in a training session on June 28, 2023 involving the JOC Information Management Software, using the Construction Task Catalog and the understanding the Job Order Development Process.

Notice-to-Proceed was issued effective July 1, 2023.

**GENERAL ENGINEERING CONSULTANT
2023-2026 Annual Inspections
Contract No. C-757A
(HMS/MEM)**

As the Commission’s General Engineering Consultant (GEC), Pickering, Corts & Summerson (PCS) provided Annual Inspection Services for Toll Bridges in 2021 and 2023, and Toll-Supported bridges in 2022 and 2024. A modification to the GEC contract in November of 2024 provided PCS a second and last extension for the 2025-2026 cycle inspections.

Toll Bridges and Facilities were inspected April through August of 2025. Facilities and grounds at all Toll Bridges and the Langhorne Maintenance Yard have been inspected. Field inspections for the Toll Bridges are complete. Interim Inspections for the Load-Posted Toll-Supported Bridges began in the 2nd week of April of 2025 and are complete. Toll-Supported Bridges and Facilities Annual Regular Inspections will take place in 2026. PCS is updating the 2025 Inspection Report and Field Notes as well as the Maintenance Report. PCS has submitted draft versions of the 2025 Inspection Report, Field Notes, and the Maintenance Report for review.

DELAWARE RIVER JOINT TOLL BRIDGE COMMISSION

**December 22, 2025
PROJECT STATUS REPORT**

TOLL PLAZA RESTRIPING
Design
Task Order Assignment No. C-760A-6
(JRB/SJB)

Under this Task Order Assignment (TOA) the Consultant, Remington & Vernick Engineers (RVE), is providing professional consulting services to review, analyze, provide alternatives, and prepare construction plans for revised toll plaza and approach restriping at the seven (7) traditional toll plazas.

A kickoff meeting was held on October 5, 2023, via MS Teams. A research assessment report was submitted to the Commission on October 19, 2023, and a meeting was held on October 24, 2023, to discuss it. A revised report was submitted on November 20, 2023, for internal review and coordination. A status meeting was held on February 14, 2024. RVE submitted an updated assessment report based on additional Commission comments on February 21 and it is currently under review. RVE submitted preliminary plans on April 1, 2024, and comments were provided back to RVE on April 22. Plans for Interstate 78 and Trenton – Morrisville were finalized on May 20 and provided to Engineering staff to incorporate into the current T-766A I-78 I-NJ Roadway Rehabilitation and Power & Communication Infrastructure Improvements project and for the current procurement of T-746A Trenton – Morrisville Toll Bridge Roadway Paving and Deck Sealing Improvements. The Commission has received final submission for the remaining five (5) toll plazas, which is under review.

Due to timing of the upcoming AET conversion projects, the Commission is now investigating modifying scope of this project to include incorporating the new toll plaza striping with additional full facility restriping at the Easton – Phillipsburg, Portland – Columbia, and Delaware Water Gap Toll Bridges as they were last striped in 2015, 2015, and 2021, respectively.

TRAFFIC ENGINEERING CONSULTANT
2021–2022/ 2023-2024 Annual Reports
Task Order Assignment No. C-761A
(CAS/ KMS)

Commission Staff has initiated the 2025 Traffic Engineering Report preparation with Pennoni Engineers. 2025 traffic data from the Commission’s Toll Bridges and Toll Supported Bridges was provided to Pennoni Engineers.

TRAFFIC COUNT PROGRAM UPGRADE
Contract No. DR-550A
(JRB/CAS)

A Purchase Order was issued to Signal Service, Inc. of West Chester, PA (SS) for new overhead traffic counters radar units and support materials in April 2023. SS is a member of the Pennsylvania Department of General Services COSTARS Program.

DELAWARE RIVER JOINT TOLL BRIDGE COMMISSION

December 22, 2025 PROJECT STATUS REPORT

Commission staff and Signal Service continue to monitor and reconfigure or recalibrate the sensors at many bridges when needed. There are a few bridges that are problematic, including Uhlerstown – Frenchtown, Upper Black Eddy – Milford, and Riverton – Belvidere where narrow approach roadways coupled with steel guiderail has caused issues with radar counts.

At the New Hope-Lambertville Toll-Supported bridge, on September 9, 2024, the traffic counter was relocated to the PA Approach. Counts continue to be monitored due to relocation of the traffic counter during construction and with removal of the one-way closure.

SS was issued a Purchase Order for 2025 Maintenance Services, including quarterly preventative maintenance, on January 27, 2025.

On March 3, SS was on-site at Uhlerstown – Frenchtown and New Hope – Lambertville Toll-Supported Bridges to reconfigure the counters. Uhlerstown – Frenchtown was reconfigured due to ongoing construction under TS-642A U-F TSB Rehabilitation to account for the closure of the bridge in one direction. The New Hope – Lambertville TSB counter was reconfigured due to the lifting of the one-way closure under TS-694A NH-L TSB Rehabilitation, which has been ongoing for over a year. Additionally, the traffic counter was moved during construction and the closure and was not previously configured for two-way traffic counting at its current location.

On March 25, SS revisited Uhlerstown – Frenchtown TSB to reconfigure the traffic counter due to a lane shift of the closed lane for Contract No. TS-642A. It is anticipated there will be more lane shifts in the future as the contractor performs work, and each lane shift would require a recalibration to the counters to be able to account for traffic counting in a physically different location. Engineering staff and SS will try to coordinate recalibrations in a timely manner when traffic is shifted, but it is expected this will result in the loss of data for several days or weeks after a lane shift.

On March 25, SS began quarterly maintenance on all traffic counters. On March 25 and 26, SS performed maintenance on the Center – Bridge Stockton, Uhlerstown – Frenchtown, Upper Black Eddy – Milford, Riegelsville, Lower Trenton, Calhoun Street, and Washington Crossing Toll-Supported Bridges. Maintenance was also performed on the Scudder Falls Toll Bridge. Maintenance will continue into April on the remaining bridges.

On March 31, SS continued quarterly maintenance on New Hope – Lambertville, Northampton Street, and Riverton – Belvidere Toll-Supported bridges. Maintenance was also performed on Portland – Columbia Toll Bridge.

On April 29, maintenance was performed on Easton – Phillipsburg and Trenton – Morrisville Toll Bridges.

On July 7, 8, 9, and 10, quarterly maintenance was performed at all sites except New Hope – Lambertville Toll Bridge. The counter at that site was removed from service on July 7 due to

DELAWARE RIVER JOINT TOLL BRIDGE COMMISSION

December 22, 2025

PROJECT STATUS REPORT

ongoing construction under T-754A New Hope – Lambertville Toll Bridge AET Conversion & PA Abutment Backwall Replacement. It will be relocated as part of the construction contract.

On August 8, representatives from Engineering and ESS met on-site at Uhlerstown – Frenchtown TSB to identify the location of the new pole to be installed under TS-642A Uhlerstown – Frenchtown TSB Rehabilitation to accommodate the traffic counter and an ESS camera.

Third Quarter maintenance began on September 2nd at Washington Crossing TSB after SS was called out for an issue with the counter. After replacing a bad media converter, SS began quarterly maintenance. Quarterly maintenance was then performed on the following bridges on the following dates:

- September 8th: Lower Trenton, Calhoun Street, New Hope – Lambertville TSB
- September 9th: Centre Bridge - Stockton, Uhlerstown – Frenchtown, Upper Black Eddy – Milford, Riegelsville
- September 16th: Trenton - Morrisville TB, Scudder Falls TB, Interstate 78 TB, Easton – Phillipsburg TB
- September 17th: Riverton – Belvidere, Portland Columbia TB, Delaware Water Gap TB
- September 18th: Northampton Street, Milford – Montague TB

Quarterly maintenance was not performed at New Hope – Lambertville TB since the counter is offline due construction for Contract No. T-754A.

Fourth Quarter maintenance was performed on November 19th at Center Bridge – Stockton, Upper Black Eddy – Milford, and Riegelsville Toll-Supported Bridges and on November 20th at Trenton – Morrisville TB, Scudder Falls TB, and Washington Crossing TSB.

Engineering and SS will continue monitoring any issues with the sensors at other Toll-Supported Bridges where geometry and roadway appurtenances cause problems.

ELECTRONIC TOLL COLLECTION / TOLLING TASK ORDER CONSULTANT SOFT AET PROGRAM MANAGEMENT AND ROADWAY SIGN DESIGN

Task Order Assignment No. C-770A-3
(CAS/ KMS)

The RK&K team is providing program management services for the transition to All Electronic Tolling (AET) under this task order assignment. The team reviewed several revised chapters of the System Detailed Design Document, and these chapters were finalized by TransCore. Additionally, the RK&K team has coordinated activity by TransCore for the New Hope – Lambertville Toll Bridge All Electronic Tolling project. Further, the RK&K team participated with Commission Staff and TransCore on project status meetings.

RK&K prepared and submitted the final invoice for this Task Order Assignment. Once the invoice is processed, Commission Staff will prepare a Task Order Assignment closeout modification for execution.

DELAWARE RIVER JOINT TOLL BRIDGE COMMISSION

December 22, 2025
PROJECT STATUS REPORT

IN-LANE ALL ELECTRONIC TOLL COLLECTION SYSTEM DESIGN, BUILD & MAINTAIN

Contract No. DB-792A
(CAS/ KMS)

Commission Staff, TransCore and the RK&K team participated in bi-weekly project status meetings. TransCore submitted the revised schedule and currently addressing review comments. TransCore submitted several revised chapters of the system Detailed Design Document. These documents were distributed for review and comments were provided to TransCore. RK&K reviewed the documents to confirm that our comments were addressed, and the documents were finalized by TransCore.

TransCore staff continue to meet with the New Hope – Lambertville Toll Bridge AET Conversion construction team to discuss the construction progress and to coordinate the all-electronic-tolling equipment installation and testing schedules. TransCore submitted the revised Master Test Plan that addressed previously provided review comments. The RK&K team is reviewing the document to confirm that the comments were addressed.

TransCore continues to coordinate the delivery of toll host servers that will be installed at two separate Equinix locations. Lane equipment for the New Hope – Lambertville Toll Bridge AET system continues to be received and staged at TransCore’s Houston location.

TransCore planned a follow-up meeting with Conduent to coordinate connectivity testing between the new in-lane toll system and the NJ Customer Service Center.

NEW JERSEY E-ZPASS SERVICES

Contract No. DB-791A
(CAS/ KMS)

For the Customer Service Center Services for the New Jersey E-ZPass Group (Category A), the New Jersey Turnpike Authority (NJTA) awarded the agreements at their Board Meeting. The NJTA issued their findings from the procurement challenge, concluding that the NJTA properly determined TransCore to be the most qualified responsible proposer. Accordingly, the hearing officer recommended that the award to TransCore should be sustained and the protest of Conduent be dismissed. Contract documents were provided from the NJTA for Category A Customer Service Center Services for the New Jersey E-ZPass Group and for Category B for License Plate Review Services for the New Jersey E-ZPass Group. The documents were provided to Commission counsel for review prior to execution.

As TransCore submits various documents, they are being reviewed by the implementation team that includes North Highland and HNTB under contract with the New Jersey Turnpike Authority. Commission Staff are participating on their assigned implementation team meetings as needed. Meetings were held to review the business rules, the AET accounts/toll bills and the

DELAWARE RIVER JOINT TOLL BRIDGE COMMISSION

December 22, 2025

PROJECT STATUS REPORT

system architecture. Additionally, TransCore facilitated an initial meeting with Conduent, the current NJ CSC vendor, to discuss data migration.

The New Jersey Turnpike Authority issued a Request for Proposals for Category D Merchant Services. Proposals were received and review by the technical evaluation committee is underway.

DELAWARE RIVER JOINT TOLL BRIDGE COMMISSION

Meeting of December 22, 2025

OPERATIONS

The following Pages reflect the reports on those items assigned to the Operations Department. Each item is reported separately and page numbered accordingly.

DELAWARE RIVER JOINT TOLL BRIDGE COMMISSION

Meeting of December 22, 2025

**OPERATIONS INDEX
FOR
PUBLIC SAFETY & BRIDGE SECURITY**

SUBJECT	DESCRIPTION	PAGE NUMBER
Public Safety & Bridge Security	Status Reports Month of November 2025	1-31

DELAWARE RIVER JOINT TOLL BRIDGE COMMISSION
Meeting of December 2025

PUBLIC SAFETY AND BRIDGE SECURITY
Month of November 2025

The following items represent meetings, communications, tasks, and projects involving the Public Safety and Bridge Security Department (PSBS) during the month of November 2025:

Radio System

- PSBS personnel and the New Jersey State Police investigated various DRJTBC radio issues during November 2025. The Portland-Columbia Intelligent Repeater issue continues to be investigated.
- The ESS Maintenance staff continued to work with the Regions and IT to update the Maximo radio inventory database.

Access Control System

- The ESS Maintenance staff continued upgrading components of the Commission's access control system and adjusting doors to ensure the security of Commission facilities.
- The Access Control System (ACS) database was audited, and pictures were updated for employees' and contractor cards.
- Various employee ACS rights were updated and changed at the supervisors' request.
- Various door alarms and ACS issues were investigated and addressed.
- Contractor and consultant temporary badges were issued for Trenton-Morrisville so the contractor can address the "punch list." The temporary badges for the New Hope-Lambertville AET conversion project are still active.

Public Safety & Bridge Security

- PSBS continued to arrange various Pennsylvania State Police (PSP) enforcement details and safety checks at Commission bridges. These details have resulted in various summonses and warnings being issued for motor vehicle violations, overweight violations and trucks being placed out of service for safety violations.
- PSBS Control Center (CC) continues to operate 24/7, detects, documents, and assists the regional bridges with various emergencies, traffic, and security-related incidents.
- PSBS worked with Human Resources (HR) on various internal investigations.

DELAWARE RIVER JOINT TOLL BRIDGE COMMISSION
Meeting of December 2025

PUBLIC SAFETY AND BRIDGE SECURITY
Month of November 2025

- PSBS personnel worked with several police departments and DRJTBC personnel on various inquiries and investigations. As a result, PSBS personnel investigated 48 video requests.
- PSBS Staff attended the I-78 NJ Roadway Rehabilitation and Power & Communication Infrastructure meeting. Some ongoing issues have been addressed. The system is fully functional, however is still under review. Camera analytics are also being tested.
- PSBS personnel reviewed and purged the ESS video storage database that contains copies of videos requested by DRJTBC personnel and outside agencies.
- Work and testing continued on the Computer-Aided Dispatch System (CAD).
- PSBS attended and participated in the DRJTBC Monthly WPSC meeting.
- PSBS completed monthly NJSP and PSP billing processing.
- PSBS assisted in Security details for the DRJTBC monthly Committee and Commission meetings.
- New trainees at the Control Center, Toll and Toll-Supported Bridges continue to progress toward their respective squads.
- PSBS Staff conducted and participated in interviews for vacant Toll-Supported Bridge Monitor positions, Control Center positions, and Administrative Generalist/Inventory Control Specialist.
- PSBS personnel assisted local and state law enforcement, providing traffic control for the New Hope-Lambertville Turkey Trot event on Thanksgiving morning.

Electronic Security Surveillance (ESS) Maintenance

- Responded to and closed 49 Maximo work orders for the Commission's ESS and radio systems.
- Worked with Engineering on a preliminary design for the Trenton-Morrisville fiber and camera upgrade project.
- Worked with the Uhlerstown-Frenchtown rehab project contractors and reinstalled 18 cameras back onto the bridge deck.

DELAWARE RIVER JOINT TOLL BRIDGE COMMISSION
Meeting of December 2025

PUBLIC SAFETY AND BRIDGE SECURITY
Month of November 2025

- Upgraded the media converters and networked all the field switches on the Uhlerstown-Frenchtown Toll-Supported Bridge and the New Hope-Lambertville Toll-Supported Bridge.
- Worked with the I78 T-766A camera and infrastructure extension project on investigating the issues with PTZ cameras and determining the solution.
- Completed Toll-Supported generator Preventive Maintenance (PM).
- Worked with Secuni to install the gate arm at I78 for the Alpha roadway access gate.
- Pulled access control cables to the 3rd floor at the New Hope-Lambertville administration building to extend access control to the 3rd floor.
- Continued working with Engineering to construct the Southern Operations & Maintenance Facilities – Trenton-Morrisville Control Center Project.
- Completed all the facility door PM's in the southern region.

Miscellaneous Items

- PSBS personnel worked with the Training and Employee Safety Department to administer the PSBS on-boarding process.
- Public Safety and Bridge Security (PSBS), along with Training and Employee Safety, conducted various practical training exercises throughout all three Regions.

Toll Department

In November 2025, Director and/or Deputy Director of Toll Bridge Operations:

- Participated in the Toll Bridge Corporal promotional process
- Attended the bi-weekly NHL AET progress meetings
- Attended the Southern Operations and Facilities bi-weekly meeting via Teams
- Held weekly Teams meetings with Toll Lieutenants and DDOT to keep staff informed of any updates

DELAWARE RIVER JOINT TOLL BRIDGE COMMISSION
Meeting of December 2025

PUBLIC SAFETY AND BRIDGE SECURITY
Month of November 2025

- Continue to coordinate the cross-training of Toll Bridge and Toll Supported Bridge personnel
- Attended monthly TransCore Maintenance meeting
- Participated in TransCore weekly Teams meetings and assist with any toll system updates
- Coordinated toll lane closures with TransCore and Maintenance for toll system updates and repairs
- Toll personnel continues to monitor the toll equipment and toll lanes daily
- Continue to work with TES and coordinate the training for Toll Personnel
- Continue to monitor traffic flow to adjust lane closures if needed
- Approve and monitor payroll / address any ADP or portal issues
- Visited toll locations to meet with staff and discuss any issues

November 2025

Bridges	N/R Accidents		Reportable Accidents		Motorist Assists		Other	
	NJ	PA	NJ	PA	NJ	PA	NJ	PA
Milford-Montague Toll Bridge (R0440)		0		0		0		2
Delaware Water Gap Toll Bridge (N0641)		1		1		0		4
Portland-Columbia Toll-Supported Pedestrian Bridge (M0642)		0		0		0		0
Portland-Columbia Toll Bridge (M0643)		0		0		0		0
Riverton-Belvidere Toll-Supported Bridge (M0644)		0		0		0		2
Easton-Phillipsburg Toll Bridge (M0645)		0		0		0		2
Northampton Street Toll-Supported Bridge (M0646)		0		0		0		1
I-78 Toll Bridge (M0647)		4		3		4		33
Riegelsville Toll-Supported Bridge (M0248)		1		0		0		0
Upper Black Eddy-Milford Toll-Supported Bridge (M0249)		0		0		0		0
Uhlerstown-Frenchtown Toll-Supported Bridge (M0250)		0		0		0		0
Lumberville-Raven Rock Toll-Supported Pedestrian Bridge (M0251)		0		0		0		0
Centre Bridge-Stockton Toll-Supported Bridge (M0252)		0		0		0		0
New Hope-Lambertville Toll Bridge (M0253)		0		0		0		4
New Hope-Lambertville Toll-Supported Bridge (M0254)		0		0		0		4
Washington Crossing Toll-Supported Bridge (M0355)		0		0		0		0
Scudder Falls Toll Bridge (M0356)		0		1		0		1
Calhoun Street Toll-Supported Bridge (M0357)		0		0		0		1
Lower Trenton Toll-Supported Bridge (M0358)		2		0		0		8
Trenton-Morrisville Toll Bridge (M0359)		1		0		0		3

	Citations	Warnings	Security Checks
New Jersey State Police			
Pennsylvania State Police	127	189	742

PCAD Call Summary Report

This report details listed CAD calls for service for DRJTBC bridges for the month of October 2025.

	Motor Vehicle Stop	Motorist Aid	Mv-Accident	Property Check
BELVIDERE BRIDGE-WAR B150	8	0	0	0
CALHOUN ST. BRIDGE-MER C060	0	1	0	0
FRENCHTOWN BRIDGE-HUN C040	1	0	0	0
LAMBERTVILLE BRIDGE-HUN C040	6	0	1	0
LAMBERTVILLE TOLL BRIDGE-HUN C040	1	0	0	0
MORRISVILLE-TRENTON TOLL-MER C060	0	1	3	0
NORTHAMPTON ST BRIDGE-WAR B150	1	0	0	0
PHILLIPSBURG TOLL BRIDGE-WAR B110	3	1	0	2
PHILLIPSBURG TOLL BRIDGE-WAR B150	7	3	2	0
SCUDDER FALLS BRIDGE-MER C060	0	0	0	1
STOCKTON BRIDGE-HUN C040	2	0	0	0
WASHINGTON CROSSING-MER C060	1	0	1	0
Total	30	6	7	3

PCAD Summons Summary Report

This report details PCAD Summonses and Warnings for DRJTBC bridges for the month of October 2025

	Summons	Warning	Total
BELVIDERE BRIDGE-WAR B150	1	5	6
COLUMBIA TOLL BRIDGE-WAR B020	6	0	6
FRENCHTOWN BRIDGE-HUN C040	1	0	1
LAMBERTVILLE BRIDGE-HUN C040	20	1	21
LAMBERTVILLE TOLL BRIDGE-HUN C040	0	1	1
MORRISVILLE-TRENTON TOLL-MER C060	4	0	4
PHILLIPSBURG TOLL BRIDGE-WAR B110	7	0	7
PHILLIPSBURG TOLL BRIDGE-WAR B150	14	1	15
STOCKTON BRIDGE-HUN C040	0	1	1
WASHINGTON CROSSING-MER C060	2	0	2
Total	55	9	64

**e-Daily Time and Items Activity
Summary Report**

This report details eDaily entries for DRJTBC Summonses and Warnings for B020, B110, B150, C040, and C060 between October 1st, 2025 and October 31st, 2025.

		10/2025
B150	DRJTBC Summonses	44
	DRJTBC Warnings	82
	Total	126

PSP DRJTBC ACTIVITY REPORT FOR: November 2025

Relative to DRJTBC property, members of PSP investigated a total of **fourteen (14)** collisions during the month of **November 2025**. Of these collisions, **nine (9)** were non-reportable crashes and there were **five (5)** reportable crashes. A total of **742** Domestic Security Checks were conducted by PSP on the twenty (20) bridges owned by the DRJTBC.

SUMMARY TRAFFIC ENFORCEMENT:

TRAFFIC CITATIONS: 127
WRITTEN WARNINGS: 189

*MCSAP traffic citations and warnings are included in the above totals.

MCSAP ENFORCEMENT:

MCSAP INSPECTIONS: 59
TRAFFIC CITATIONS (Involving CMVs): 73
WRITTEN WARNINGS: 132

INCIDENTS:

Motor Carrier Safety	59
Traffic Violation – Other	11
Disabled Motorist	4
DUI	0
Theft / Theft – Fraud/Forgery	0
Escort – Super Load – Oversize	0
Traffic Violation – Flee/Elude	0
Road Hazard – Animal – Debris	1
Request Assist – Other Agency/Local PD/Etc.	0
Refer to Other Agency/PD	2

Significant Events:

PA 2025-1407773 Criminal Mischief

On 11/16/2025, Pennsylvania State Police - Troop M - Trevoise responded to the Lower Trenton Toll Supported Bridge, Morrisville Borough, Bucks County, for the report of a Criminal Mischief. On 11/16/2025, a DRJTBC employee discovered graffiti on the underpass, owned by the DRJTBC. It was unclear how long the graffiti had been there and no CCTV cameras recorded the incident. Trooper Igor KARLOV investigating.

PA 2025-1431228 Criminal Mischief

On 11/21/2025, the Pennsylvania State Police - Troop R - Blooming Grove responded to the Milford – Montague (US-206) Toll Bridge, Dingman Township, Pike County, for the report of a Criminal Mischief. On 11/20/25 at approximately 1920 hours, an unknown suspect was captured on CCTV footage spray painting unknown graffiti under the bridge onto one of the bridge support pillars. The

suspect was seen entering/exiting from the area from Milford Beach trail area.
Trooper Ryan JOYCE investigating.

Commercial Vehicle Enforcement details were held at the Interstate 78 Toll Bridge and the Trenton - Morrisville (US-1) Toll Bridge. 46 inspections were conducted which resulted in the issuance of 44 traffic citations and 130 warnings/other violations being documented. 11 operators and 7 vehicles were placed Out of Service (OOS).

Future enforcement details will continue to be conducted on the Trenton-Morrisville (US 1) Toll Bridge, the I-78 Toll Bridge, and other DRJTBC Bridges, as necessary.

November 2025 Overweight Crossings-Central Region

11/30/2025

Bridge	Total Turnarounds	Total Overweights	Total Manned	Total Unmanned	NJSP Response	Summons Issued	Warnings Issued	PSP Response	Citations Issued	Warnings Issued2	Local Police Response	No Response
Riverton-Belvidere	176	3	1	1	1	0	1	1	0	1	0	1
Northampton St.	640	0	0	0	0	0	0	0	0	0	0	0
Riegelsville	221	0	0	0	0	0	0	0	0	0	0	0
Uhlerstown - Frenchtown	167	0	0	0	0	0	0	0	0	0	0	0
November Totals	1204	3	1	1	1	0	1	1	0	1	0	1

Bridge	Total Turnarounds	Total Overweights	Total Manned	Total Unmanned	NJSP Response	Summons Issued	Warnings Issued	PSP Response	Citations Issued	Warnings Issued	Local Police Response	No Response
Riverton-Belvidere	1853	25	7	17	16	5	11	6	4	2	0	3
Northampton St.	7774	42	42	0	21	6	14	14	8	6	0	7
Riegelsville	2879	4	4	0	3	0	3	1	0	1	0	0
Uhlerstown - Frenchtown	680	13	3	10	13	5	8	0	0	0	0	0
	0	0	0	0	0	0	0	0	0	0	0	0
Year to Date Totals	13186	84	56	27	53	16	36	21	12	9	0	10

November 2025 Overweight Crossings-Southern Region

11/30/2025

Bridge	Total Turnarounds	Total Overweights	Total Manned	Total Unmanned	NJSP Response	Summons Issued	Warnings Issued	PSP Response	Citations Issued	Warnings Issued2	Local Police Response	No Response
Lower Trenton	249	11	3	8	2	1	1	8	2	6	0	1
Calhoun Street	132	0	0	0	0	0	0	0	0	0	0	0
Washington Crossing	186	1	0	1	1	1	0	0	0	0	0	0
New Hope	188	6	6	0	1	1	0	4	0	4	0	1
Lambertville	84	1	0	1	1	1	0	0	0	0	0	0
Centre Bridge												
Stockton												
November Totals	839	19	9	10	5	4	1	12	2	10	0	2
Bridge	Total Turnarounds	Total Overweights	Total Manned	Total Unmanned	NJSP Response	Summons Issued	Warnings Issued	PSP Response	Citations Issued	Warnings Issued	Local Police Response	No Response
Lower Trenton	2790	158	6	152	6	2	4	145	44	101	0	7
Calhoun Street	1311	16	16	0	6	4	2	8	1	7	0	2
Washington Crossing	1807	15	4	11	11	11	0	4	0	4	0	0
New Hope	2093	18	18	0	7	6	1	9	0	9	0	2
Lambertville	1107	27	2	25	25	16	9	2	1	1	0	0
Centre Bridge												
Stockton												
Year to Date Totals	9108	234	46	188	55	39	16	168	46	122	0	11

2025 Overweight Turnaround/Overweight Crossing Report YTD

Totals

Belvidere	January	February	March	April	May	June	July	August	September	October	November	December	Year to date totals
Turnarounds	171	133	107	164	176	210	146	184	208	178	176		1853
NJ Side	151	114	91	150	141	168	126	162	177	165	155		1600
PA Side	20	19	16	10	35	42	20	22	31	13	21		249
Overweight Crossings	1	2	2	0	1	2	4	4	3	3	3		25
Northampton Street	January	February	March	April	May	June	July	August	September	October	November	December	Year to date totals
Turnarounds	672	527	574	662	728	817	806	806	832	710	640		7774
NJ Side	636	500	545	629	667	751	748	746	761	647	587		7217
PA Side	36	27	29	33	61	66	58	60	71	63	53		557
Overweight Crossings	0	5	2	7	6	7	4	3	5	3	0		42
Riegelsville	January	February	March	April	May	June	July	August	September	October	November	December	Year to date totals
Turnarounds	162	136	190	306	354	299	286	312	324	289	221		2879
NJ Side	116	109	148	234	243	212	212	230	261	213	152		2130
PA Side	46	27	42	72	111	87	74	82	63	76	69		749
Overweight Crossings	0	0	1	0	0	0	0	1	2	0	0		4
Frenchtown	January	February	March	April	May	June	July	August	September	October	November	December	Year to date totals
Turnarounds	121	151	34	33	31	27	22	34	38	22	167		680
NJ Side	118	141	6	33	1	1	4	4	0	18	152		478
PA Side	3	10	28	0	30	26	18	30	38	4	15		202
Overweight Crossings	2	2	0	0	0	2	1	0	1	5	0		13
Centre Bridge Stockton	January	February	March	April	May	June	July	August	September	October	November	December	Year to date totals
Turnarounds	66	95	84	49	114	112	125	135	125	118	84		1107
NJ Side	59	89	80	39	99	85	113	122	118	112	66		982
PA Side	7	6	4	10	15	27	12	13	7	6	18		125
Overweight Crossings	4	0	2	5	8	4	2	0	0	1	1		27
New Hope Lambertville	January	February	March	April	May	June	July	August	September	October	November	December	Year to date totals
Turnarounds	192	188	140	136	216	212	201	233	185	202	188		2093
NJ Side	188	180	136	97	201	180	154	219	173	160	145		1833
PA Side	4	8	4	39	15	32	47	14	12	42	43		260

Belvidere	January	February	March	April	May	June	July	August	September	October	November	December	Year to date totals
Overweight Crossings	0	1	0	1	1	2	2	0	1	4	6		18
Washington Crossing	January	February	March	April	May	June	July	August	September	October	November	December	Year to date totals
Turnarounds	113	115	131	121	215	225	188	156	144	213	186		1807
NJ Side	110	93	106	110	198	190	172	147	140	206	169		1641
PA Side	3	22	25	11	17	35	16	9	4	7	17		166
Overweight Crossings	3	2	2	0	1	1	1	0	1	3	1		15
Calhoun Street	January	February	March	April	May	June	July	August	September	October	November	December	Year to date totals
Turnarounds	66	129	113	69	137	140	176	140	73	136	132		1311
NJ Side	51	101	91	55	121	125	139	123	66	107	93		1072
PA Side	15	28	22	14	16	15	37	17	7	29	39		239
Overweight Crossings	4	0	1	2	0	0	3	4	1	1	0		16
Lower Trenton	January	February	March	April	May	June	July	August	September	October	November	December	Year to date totals
Turnarounds	37	228	285	96	269	389	310	394	269	344	249		2870
NJ Side	37	214	275	90	261	370	297	370	260	331	236		2741
PA Side	0	14	10	6	8	19	13	24	9	13	13		129
Overweight Crossings	0	9	10	19	32	17	23	13	17	7	11		158

2025 Supervisor Report YTD

Totals

Belvidere	January	February	March	April	May	June	July	August	September	October	November	December	Year to date totals
Bridge Checks	63	60	47	34	45	42	67	94	56	105	83		696
Code 100	0	0	0	0	0	0	0	0	0	0	0		0
DMV	0	0	0	0	0	0	0	0	0	0	0		0
Medical Emergency	0	1	0	0	0	0	0	0	0	0	0		1
MVA	0	0	0	0	1	0	1	0	1	0	1		4
Overweight Crossings	1	2	2	0	1	2	4	4	3	3	3		25
Northampton Street	January	February	March	April	May	June	July	August	September	October	November	December	Year to date totals
Bridge Checks	170	121	138	96	129	96	161	199	142	212	148		1612
Code 100	0	0	0	1	1	1	0	1	0	0	0		4
DMV	0	0	0	0	0	0	0	0	1	1	0		2
Medical Emergency	2	0	0	0	0	1	0	0	0	0	2		5
MVA	2	0	0	0	1	1	1	4	0	0	2		11
Overweight Crossings	0	5	2	7	6	7	4	3	5	3	0		42
Riegelsville	January	February	March	April	May	June	July	August	September	October	November	December	Year to date totals
Bridge Checks	124	60	106	75	102	69	141	168	120	165	116		1246
Code 100	0	0	0	0	0	0	0	0	0	0	0		0
DMV	0	0	0	0	0	0	1	0	0	0	0		1
Medical Emergency	0	1	0	0	0	1	1	0	0	0	0		3
MVA	1	0	0	0	0	0	1	2	0	0	1		5
Overweight Crossings	0	2	1	0	0	0	0	1	2	0	0		6
UBE	January	February	March	April	May	June	July	August	September	October	November	December	Year to date totals
Bridge Checks	53	59	44	37	46	43	71	96	53	102	71		675
Code 100	0	0	0	0	0	0	0	0	0	0	0		0
DMV	0	0	0	0	0	0	0	0	0	0	0		0
Medical Emergency	0	0	0	0	0	0	0	0	0	0	0		0
MVA	0	0	0	0	0	0	0	0	0	0	0		0
Overweight Crossings	0	0	0	0	0	0	0	0	0	0	0		0
Frenchtown	January	February	March	April	May	June	July	August	September	October	November	December	Year to date totals

Belvidere	January	February	March	April	May	June	July	August	September	October	November	December	Year to date totals
Bridge Checks	49	59	43	33	50	45	80	109	66	112	85		731
Code 100	0	0	0	0	0	0	0	0	0	0	0		0
DMV	0	0	0	0	0	0	0	0	0	0	1		1
Medical Emergency	0	0	0	0	0	0	0	0	0	0	0		0
MVA	1	0	0	0	0	0	0	0	0	0	2		3
Overweight Crossings	2	2	0	0	0	2	1	0	1	5	0		13
LVRR Pedestrian	January	February	March	April	May	June	July	August	September	October	November	December	Year to date totals
Bridge Checks	21	48	44	40	61	23	42	53	55	62	39		488
Code 100	0	0	0	0	0	0	0	0	0	0	0		0
Medical Emergency	0	0	0	0	0	0	0	0	0	0	0		0
Centre Bridge Stockton	January	February	March	April	May	June	July	August	September	October	November	December	Year to date totals
Bridge Checks	77	72	71	89	104	53	88	99	103	100	68		924
Code 100	0	0	0	0	0	0	0	0	0	0	0		0
DMV	0	0	0	0	0	0	0	0	0	0	0		0
Medical Emergency	0	0	0	0	0	0	0	0	0	0	0		0
MVA	0	0	0	0	1	0	0	1	0	0	0		2
Overweight Crossings	4	0	2	5	0	4	2	0	0	1	1		19
New Hope Lambertville	January	February	March	April	May	June	July	August	September	October	November	December	Year to date totals
Bridge Checks	76	94	81	103	119	61	91	109	123	133	82		1072
Code 100	0	0	0	0	0	0	0	0	0	0	0		0
DMV	0	0	0	0	0	0	0	0	0	0	0		0
Medical Emergency	0	0	0	1	0	0	0	0	1	0	0		2
MVA	0	0	0	0	0	0	0	0	0	0	0		0
Overweight Crossings	0	1	0	1	1	2	2	0	1	4	6		18
Washington Crossing	January	February	March	April	May	June	July	August	September	October	November	December	Year to date totals
Bridge Checks	123	127	145	154	154	74	149	144	162	156	107		1495
Code 100	0	0	0	0	0	0	0	0	0	0	0		0
DMV	0	1	0	4	0	0	0	0	0	1	1		7
Medical Emergency	0	0	0	0	0	0	0	0	2	2	0		4
MVA	2	2	0	3	1	2	0	2	1	6	3		22
Overweight Crossings	3	2	2	0	1	1	1	0	1	3	1		15

Belvidere	January	February	March	April	May	June	July	August	September	October	November	December	Year to date totals
Scudder Falls	January	February	March	April	May	June	July	August	September	October	November	December	Year to date totals
Bridge Checks	288	272	274	267	266	163	310	319	296	335	269		3059
Code 100	0	0	0	0	0	0	0	0	0	0	0		0
DMV	3	6	10	8	11	3	5	10	10	15	15		96
Medical Emergency	0	0	0	0	0	0	0	1	0	0	0		1
MVA	1	4	2	1	0	1	4	2	2	4	4		25
Calhoun Street	January	February	March	April	May	June	July	August	September	October	November	December	Year to date totals
Bridge Checks	128	121	138	145	143	82	139	169	154	161	109		1489
Code 100	0	0	0	0	0	0	0	0	0	0	0		0
DMV	2	2	1	0	1	2	4	2	1	5	2		22
Medical Emergency	0	0	0	0	0	1	1	0	0	1	0		3
MVA	2	1	0	1	1	1	0	1	1	1	2		11
Overweight Crossings	4	0	1	2	0	0	3	4	0	1	0		15
Lower Trenton	January	February	March	April	May	June	July	August	September	October	November	December	Year to date totals
Bridge Checks	107	116	129	134	134	81	155	176	155	167	111		1465
Code 100	0	0	0	0	0	0	0	0	0	0	0		0
DMV	0	1	0	0	0	3	5	0	1	2	3		15
Medical Emergency	0	0	0	0	0	1	0	0	0	0	0		1
MVA	4	1	0	1	1	3	4	3	0	8	5		30
Overweight Crossings	0	9	10	19	32	17	23	13	17	7	11		158

DELAWARE RIVER JOINT TOLL BRIDGE COMMISSION

MONTHLY ACTIVITY SERVICES RENDERED REPORT

BRIDGE Riverton-Belvidere

MONTH November

YEAR 2025

ACTIVITY/SERVICE	WEEK OF 1-Nov	WEEK OF 8-Nov	WEEK OF 15-Nov	WEEK OF 22-Nov	WEEK OF 29-Nov	TOTAL
Hours Worked	168	168	168	168	184	856
Patrols	74	70	65	71	72	352
Overweight Crossings	2	0	0	0	1	3
Overweights Refused	41	42	39	33	21	176
Pass Through	20	24	21	26	12	103
Disabled Vehicles	0	0	0	0	0	0
Accidents	0	0	1	0	0	1
Police Requests	5	4	9	9	4	31
Fire Dept. Requests	0	0	0	0	0	0
EMS / First Aid Requests	0	0	0	0	0	0
Traffic Control	13	17	16	3	8	57
Jumpers / Code 100	0	0	0	0	0	0
Public Interactions	90	80	57	23	36	286
Bicycle Warnings	2	2	0	1	0	5
Equipment Checks	14	14	11	13	15	67

NOTES:

DELAWARE RIVER JOINT TOLL BRIDGE COMMISSION

MONTHLY ACTIVITY SERVICES RENDERED REPORT

BRIDGE Northampton Street

MONTH November

YEAR 2025

ACTIVITY/SERVICE	WEEK OF 1-Nov	WEEK OF 8-Nov	WEEK OF 15-Nov	WEEK OF 22-Nov	WEEK OF 29-Nov	TOTAL
Hours Worked	346	343	336	336	342	1703
Patrols	149	156	147	141	140	733
Overweight Crossings	0	0	0	0	0	0
Overweights Refused	137	122	114	133	134	640
Pass Through	16	3	5	3	6	33
Disabled Vehicles	0	0	0	0	0	0
Accidents	0	0	1	1	0	2
Police Requests	2	1	1	0	0	4
Fire Dept. Requests	0	0	0	0	0	0
EMS / First Aid Requests	0	1	0	1	0	2
Traffic Control	44	17	15	16	21	113
Jumpers / Code 100	0	0	0	0	0	0
Public Interactions	131	151	72	93	118	565
Bicycle Warnings	14	18	5	13	11	61
Equipment Checks	20	24	25	21	19	109

NOTES:

DELAWARE RIVER JOINT TOLL BRIDGE COMMISSION

MONTHLY ACTIVITY SERVICES RENDERED REPORT

BRIDGE Riegelsville

MONTH November

YEAR 2025

ACTIVITY/SERVICE	WEEK OF 1-Nov	WEEK OF 8-Nov	WEEK OF 15-Nov	WEEK OF 22-Nov	WEEK OF 29-Nov	TOTAL
Hours Worked	340	336	336	336	344	1692
Patrols	150	153	144	157	145	749
Overweight Crossings	0	0	0	0	0	0
Overweights Refused	46	52	26	47	50	221
Pass Through	5	4	4	0	3	16
Disabled Vehicles	0	0	0	0	0	0
Accidents	0	0	0	1	0	1
Police Requests	0	0	0	1	0	1
Fire Dept. Requests	0	0	0	0	0	0
EMS / First Aid Requests	0	0	0	0	0	0
Traffic Control	17	3	1	1	44	66
Jumpers / Code 100	0	0	0	0	0	0
Public Interactions	67	54	48	35	42	246
Bicycle Warnings	2	0	4	0	0	6
Equipment Checks	30	28	28	27	29	142

NOTES:

DELAWARE RIVER JOINT TOLL BRIDGE COMMISSION

MONTHLY ACTIVITY SERVICES RENDERED REPORT

BRIDGE Upper Black Eddy-Milford

MONTH November

YEAR 2025

ACTIVITY/SERVICE	WEEK OF 1-Nov	WEEK OF 8-Nov	WEEK OF 15-Nov	WEEK OF 22-Nov	WEEK OF 29-Nov	TOTAL
Hours Worked	104	96	96	120	124	540
Patrols	48	45	36	51	50	230
Overweight Crossings	0	0	0	0	0	0
Overweights Refused	0	0	0	0	0	0
Pass Through	0	0	0	0	0	0
Disabled Vehicles	0	0	0	0	0	0
Accidents	0	0	0	0	0	0
Police Requests	0	0	0	0	0	0
Fire Dept. Requests	0	0	0	0	0	0
EMS / First Aid Requests	0	0	0	0	0	0
Traffic Control	0	0	0	0	0	0
Jumpers / Code 100	0	0	0	0	0	0
Public Interactions	32	50	28	47	48	205
Bicycle Warnings	0	9	2	2	9	22
Equipment Checks	9	8	6	10	7	40

NOTES:

DELAWARE RIVER JOINT TOLL BRIDGE COMMISSION

MONTHLY ACTIVITY SERVICES RENDERED REPORT

BRIDGE Uhlerstown-Frenchtown

MONTH November

YEAR 2025

ACTIVITY/SERVICE	WEEK OF 1-Nov	WEEK OF 8-Nov	WEEK OF 15-Nov	WEEK OF 22-Nov	WEEK OF 29-Nov	TOTAL
Hours Worked	196	156	168	168	188	876
Patrols	86	59	75	64	75	359
Overweight Crossings	0	0	0	0	0	0
Overweights Refused	34	26	60	17	30	167
Pass Through	21	24	19	4	13	81
Disabled Vehicles	0	0	1	0	0	1
Accidents	1	0	1	0	0	2
Police Requests	3	0	8	0	0	11
Fire Dept. Requests	0	0	0	0	0	0
EMS / First Aid Requests	0	0	0	0	0	0
Traffic Control	4	0	4	0	0	8
Jumpers / Code 100	0	0	0	0	0	0
Public Interactions	69	54	35	21	70	249
Bicycle Warnings	6	5	7	0	0	18
Equipment Checks	14	14	11	10	13	62

NOTES:

DELAWARE RIVER JOINT TOLL BRIDGE COMMISSION

MONTHLY ACTIVITY SERVICES RENDERED REPORT

BRIDGE Portland-Columbia Pedestrian Bridge

MONTH November

YEAR 2025

ACTIVITY/SERVICE	WEEK OF 1-Nov	WEEK OF 8-Nov	WEEK OF 15-Nov	WEEK OF 22-Nov	WEEK OF 29-Nov	TOTAL
Hours Worked	0	0	0	0	0	0
Patrols	0	0	0	0	0	0
Overweight Crossings	0	0	0	0	0	0
Overweights Refused	0	0	0	0	0	0
Pass Through	0	0	0	0	0	0
Disabled Vehicles	0	0	0	0	0	0
Accidents	0	0	0	0	0	0
Police Requests	0	0	0	0	0	0
Fire Dept. Requests	0	0	0	0	0	0
EMS / First Aid Requests	0	0	0	0	0	0
Traffic Control	0	0	0	0	0	0
Jumpers / Code 100	0	0	0	0	0	0
Public Interactions	0	0	0	0	0	0
Bicycle Warnings	0	0	0	0	0	0
Equipment Checks	0	0	0	0	0	0

NOTES:

DELAWARE RIVER JOINT TOLL BRIDGE COMMISSION

MONTHLY ACTIVITY SERVICES RENDERED REPORT

BRIDGE Centre-Bridge Stockton

MONTH November

YEAR 2025

ACTIVITY/SERVICE	WEEK OF 8-Nov	WEEK OF 15-Nov	WEEK OF 22-Nov	WEEK OF 30-Nov	TOTAL
Hours Worked	142	132	120	168	562
Patrols	45	56	54	60	215
Overweight Crossings	0	0	1	0	1
Overweights Refused	28	14	25	17	84
Pass Through	4	8	7	4	23
Disabled Vehicles	0	0	0	0	0
Accidents	0	0	0	0	0
Police Requests	0	0	1	0	1
Fire Dept. Requests	0	0	0	0	0
EMS / First Aid Requests	0	0	0	0	0
Traffic Control	28	6	9	22	65
Jumpers / Code 100	0	0	0	0	0
Public Interactions	65	57	115	88	325
Bicycle Warnings	18	4	1	8	31
Other	0	0	0	0	0

NOTES:

DELAWARE RIVER JOINT TOLL BRIDGE COMMISSION

MONTHLY ACTIVITY SERVICES RENDERED REPORT

DELAWARE RIVER JOINT TOLL BRIDGE COMMISSION

MONTHLY ACTIVITY SERVICES RENDERED REPORT

BRIDGE New Hope - Lambertville

MONTH November

YEAR 2025

ACTIVITY/SERVICE	WEEK OF 8-Nov	WEEK OF 15-Nov	WEEK OF 22-Nov	WEEK OF 30-Nov	TOTAL
Hours Worked	384	336	336	348	1404
Patrols	156	132	116	128	532
Overweight Crossings	3	1	2	0	6
Overweights Refused	58	53	47	30	188
Pass Through	12	12	3	6	33
Disabled Vehicles	0	0	0	0	0
Accidents	0	0	0	0	0
Police Requests	3	2	2	0	7
Fire Dept. Requests	0	0	0	0	0
EMS / First Aid Requests	1	0	1	0	2
Traffic Control	35	18	15	34	102
Jumpers / Code 100	0	0	0	0	0
Public Interactions	520	429	464	549	1962
Bicycle Warnings	22	22	15	22	81
Other	0	0	0	0	0

NOTES:

DELAWARE RIVER JOINT TOLL BRIDGE COMMISSION

MONTHLY ACTIVITY SERVICES RENDERED REPORT

BRIDGE Washington Crossing

MONTH November

YEAR 2025

ACTIVITY/SERVICE	WEEK OF 8-Nov	WEEK OF 15-Nov	WEEK OF 22-Nov	WEEK OF 30-Nov	TOTAL
Hours Worked	192	168	168	192	720
Patrols	27	32	35	31	125
Overweight Crossings	0	0	1	0	1
Overweights Refused	56	28	64	38	186
Pass Through	4	4	3	3	14
Disabled Vehicles	0	0	0	1	1
Accidents	1	0	1	1	3
Police Requests	0	0	2	1	3
Fire Dept. Requests	0	0	0	0	0
EMS / First Aid Requests	0	0	0	0	0
Traffic Control	47	4	18	14	83
Jumpers / Code 100	0	0	0	0	0
Public Interactions	24	76	23	20	143

DELAWARE RIVER JOINT TOLL BRIDGE COMMISSION

MONTHLY ACTIVITY SERVICES RENDERED REPORT

Bicycle Warnings	3	9	3	4	19
Other	0	0	0	0	0

NOTES:

BRIDGE Calhoun Street

MONTH November

YEAR 2025

ACTIVITY/SERVICE	WEEK OF 8-Nov	WEEK OF 15-Nov	WEEK OF 22-Nov	WEEK OF 30-Nov	TOTAL
Hours Worked	384	336	336	384	1440
Patrols	94	83	57	83	317
Overweight Crossings	0	0	0	0	0
Overweights Refused	35	29	43	25	132
Pass Through	2	1	3	2	8
Disabled Vehicles	1	1	0	0	2
Accidents	1	0	1	0	2
Police Requests	0	0	0	0	0
Fire Dept. Requests	0	0	0	0	0
EMS / First Aid Requests	0	0	0	0	0

DELAWARE RIVER JOINT TOLL BRIDGE COMMISSION

MONTHLY ACTIVITY SERVICES RENDERED REPORT

Traffic Control	0	0	20	4	24
Jumpers / Code 100	0	0	0	0	0
Public Interactions	0	5	31	7	43
Bicycle Warnings	5	7	17	10	39
Other	0	0	0	0	0

NOTES:

BRIDGE Lower Trenton

MONTH November

YEAR 2025

ACTIVITY/SERVICE	WEEK OF 8-Nov	WEEK OF 15-Nov	WEEK OF 22-Nov	WEEK OF 30-Nov	TOTAL
Hours Worked	180	156	264	336	936
Patrols	164	152	128	144	588
Overweight Crossings	5	1	0	4	10
Overweights Refused	61	67	59	62	249
Pass Through	3	3	1	2	9
Disabled Vehicles	1	1	1	0	3
Accidents	2	1	1	1	5

DELAWARE RIVER JOINT TOLL BRIDGE COMMISSION

MONTHLY ACTIVITY SERVICES RENDERED REPORT

Police Requests	7	1	1	6	15
Fire Dept. Requests	0	0	0	0	0
EMS / First Aid Requests	0	0	0	0	0
Traffic Control	8	11	27	4	50
Jumpers / Code 100	0	0	0	0	0
Public Interactions	36	24	50	37	147
Bicycle Warnings	8	13	7	15	43
Other	0	0	0	0	0

NOTES:

BRIDGE Lumberville - Raven Rock

MONTH November

YEAR 2025

ACTIVITY/SERVICE	WEEK OF 8-Nov	WEEK OF 15-Nov	WEEK OF 22-Nov	WEEK OF 30-Nov	TOTAL
Hours Worked	8	11	12	8	39
Patrols	0	0	0	0	0
Overweight Crossings	0	0	0	0	0
Overweights Refused	0	0	0	0	0

DELAWARE RIVER JOINT TOLL BRIDGE COMMISSION

MONTHLY ACTIVITY SERVICES RENDERED REPORT

Pass Through	0	0	0	0	0
Disabled Vehicles	0	0	0	0	0
Accidents	0	0	0	0	0
Police Requests	0	0	0	0	0
Fire Dept. Requests	0	0	0	0	0
EMS / First Aid Requests	0	0	0	0	0
Traffic Control	0	0	0	0	0
Jumpers / Code 100	0	0	0	0	0
Public Interactions	0	0	0	0	0
Bicycle Warnings	0	0	0	0	0
Other	0	0	0	0	0

NOTES:

DELAWARE RIVER JOINT TOLL BRIDGE COMMISSION

Meeting of December 22, 2025

**OPERATIONS INDEX
FOR
MAINTENANCE & FLEET**

SUBJECT	DESCRIPTION	PAGE NUMBER
Maintenance & Fleet	Status Reports Month of November 2025	1-7

DELAWARE RIVER JOINT TOLL BRIDGE COMMISSION
Meeting of December 22, 2025

Month of November 2025

Trenton-Morrisville/Southern Region Maintenance Center

Sweep RT 1
Clean the floors at LH good house keeping
Fixed headache bar at Cal st both sides
Removed graffiti down in Trenton
Fix LT sign
Deep clean and washed all mowers
Took a couple Mack trucks for inspection
Replace signs from accident from incident # 2025-00002712
Fixed toilet at LT
Took 2 chevy trucks for recalls

Scudder Falls

Swept 295 multiple times
Winter PM was performed by ACS
Cut back landscaping at the SF Admin for winter
State Police License Plate reader completed 295 East
Fire Suppression System were inspected

New Hope-Lambertville

Assisted LH/TM Maint in repairing the LT sign.
Assisted LH Maintenance trimming grass around SF Admin.
Reset License plate readers for NJSP at CBS and WC.
Cleaned mowers and put them away for winter.
Installed snow fence along the 32 off ramp.
Repaired the Jersey barrier on the NJ approach at WCTSB.
Hung Christmas decorations for the City of Lambertville.
Cut brush along 29 off.
Leaf cleanup at all TSB approaches and shelters.
Patched potholes along 202 NB.

I-78

Sat night road work two right lanes closed for crack sealing
Front end alignment on BP-26
Milled asphalt bump west side of plaza

I-78 (continued)

Cleaned and inspected outfalls
New microwave in toll kitchen
Fluid filmed all snow trucks
Cleaned drains on bridge west bound
Repaired light on ORT overhead sign
Sat night road work west of plaza for crack sealing

Easton-Phillipsburg

Road repair Route 22 and ramps (crack sealing, potholes, etc.)
NHST Arch lighting repairs
Trimmed trees and brush at Frenchtown for cameras
Fluid film undercoating on all vehicles
Installed all salt spreaders on Vbox's
Concrete work in EPgarage
Repaired lift gate on F250
Prepped for snow season (salt and spreaders at all TSB's)
Cleaned out clogged inlet at Milford
Line markings on catch basins

Portland-Columbia

Had lane closure and cleaned drain inlets along barriers in PA
Cleaned and checked all drain inlets in PA and NJ
Took BP13 to dealer for catalytic converter replacement under warranty
Took BP 13 to NJ for state vehicle inspection
Sprayed Fluid film on all vehicles for winter
Set up brine spreading system on new cone truck
Made 1500-gal brine
Repaired road watch temp gage on BP-13
Cleaned up downed trees in storage yard

Delaware Water Gap

Prepped all trucks/equipment for winter
Repaired sink in men's toll locker room
Repaired roof leak over office area
Repaired urinal leak in men's room
Trimmed shrubs in all beds
Assisted Schneider electric in replacing 3 controllers for HVAC
Repaired coolant leak on Mack

Delaware Water Gap (continued)

Had display screen replaced on lane blade truck
Repaired/rewired two lights on bridge deck

Fleet Department

Highlights

- All new assets accounted for in Maximo with appropriate registration and insurances as required.
- Kenworth chassis for NHL cone/ TMA vehicle is at J-TECH for upfitting. ETA still early December.
- All items under 2025 V&E Capital budget have been received except for three. One TMA Cone Truck (NHL), two Mack Plow Spreader trucks (DWG & I78 facilities).
- Vehicle upfitting updated with auto insurance carrier. Updating completed by J Palitto and A Schermerhorn.

Last phase of auction for 2025 nearing completion. Almost all purchases have been picked up.

Repairs

- **NHL**- Tires ordered for patrol and maintenance pickup vehicles.
- **NHL**- Replacement tires received for patrol vehicles.
- **PC**- Replacement muffler installed for tar pot from ND.
- **I78**- Tire order received.
- **DWG**- Tire order received.
- **NHL**- Sign board control/brain unit ordered- installing in house.
- **I78**- Replacement toolbox system ordered.
- **PC**- Parts ordered for chipper repair.
- **NHL**- Chevy 6500 springs, tires, in house rehab complete.

Miscellaneous Items

- Recalls received and forwarded to RMS to schedule and complete.
- Registration renewals submitted as needed. DMV has multiple vehicles in backlog regarding registrations. Fleet is in communication with NJ DMV weekly regarding the outstanding overdue items.
- Added new vehicles/ equipment to Fleet insurance as needed.
- Supplied accounting with new asset spread sheets.

2025-2026 Vehicle and Equipment Purchases- Status Update

V&E Item #	Vehicle/ Equipment Description	Location	Location #	New or Replacement	V&E Purchases Originally Approved	G/L Account	2025-2026 Capital Budget	Budget Transfer In/Out	Revised V&E Budget	Actual Cost	Remaining Budget
2025-135-N-02-2025	20' Tilt Deckover Style Trailer	LH	135	N	2025	61213599-9911-2500A	\$20,000.00		\$20,000.00	\$14,329.74	\$5,670.26
2025-135-N-03-2025	20' Landscape Style Trailer	LH	135	N	2025	61213599-9911-2500A	\$15,000.00		\$15,000.00	\$8,492.32	\$6,507.68
2025-135-N-05-2025	Crash Truck with Attenuator and Arrow Board- (Med Duty Chassis 25,000-34,000 GVW- Includes Upfitting & ESS Radio)	LH	135	N	2025	61213599-9911-2500A	\$210,000.00		\$210,000.00	\$157,926.78	\$52,073.22
2025-135-R-04-2025	20' Jet Motor Work Boat (120Hp Jet Outboard)	LH	135	R	2025	61213599-9911-2500A	\$80,000.00		\$80,000.00	\$71,076.00	\$8,924.00
2025-135-N-01-2025	Hydraulic Brine Dispenser Tank- (1750 Gallon Capacity)	LH	135	N	2025	61213599-9911-2500A	\$30,000.00		\$30,000.00	\$22,629.75	\$7,370.25
2018-115-N-01-2025	Med Size Bucket Truck (To replace used unit inherited from NHL)	SF	115	N	2018	61111599-9911-2100A	\$275,000.00		\$275,000.00	\$204,436.00	\$70,564.00
2025-120-N-01-2025	Laneblade (attachment only- to be installed on Maximo Asset #20022)	NHL	120	N	2025	61112099-9911-2500A	\$50,000.00		\$50,000.00	\$41,510.00	\$8,490.00
2025-120-N-02-2025	Zero Turn 48" Mower	NHL	120	N	2025	61112099-9911-2500A	\$20,000.00		\$20,000.00	\$8,598.00	\$11,402.00
2025-120-N-05-2025	Backhoe (With trench bucket, forks, & 1.3yd bucket)	NHL	120	N	2025	61112099-9911-2500A	\$200,000.00		\$200,000.00	\$159,900.00	\$40,100.00
2025-120-R-06-2025	Sewer Jet Machine (To be shared in Southern Region)	NHL	120	R	2025	61112099-9911-2500A	\$120,000.00		\$120,000.00	\$98,175.60	\$21,824.40
2025-120-R-03-2025	Pickup Style Truck- Extended Cab-(Min 3/4Ton, includes 9' Plow, upfitting, & ESS Radio)	NHL	120	R	2025	61112099-9911-2500A	\$130,000.00		\$130,000.00	\$76,579.76	\$53,420.24
2025-120-N-04-2025	Cone, Brine, TMA Vehicle- (Med Duty Chassis- 33,000Lb GVW- Included upfitting & ESS Radio)	NHL	120	N	2025	61112099-9911-2500A	\$295,000.00		\$295,000.00	\$250,667.00	\$44,333.00
2025-120-R-07-2025	Portable Air Compressor	NHL	120	R	2025	61112099-9911-2500A	\$40,000.00		\$40,000.00	\$33,427.73	\$6,572.27
2025-210-R-04-2025	Tractor with Cab & Rear Flail Cutting Deck	I-78	210	R	2025	62121099-9911-2500A	\$60,000.00		\$60,000.00	\$51,490.89	\$8,509.11
2025-210-N-03-2025	Attenuator Unit (To be installed on existing Mack Truck- Maximo Asset #20005)	I-78	210	N	2025	62121099-9911-2500A	\$80,000.00		\$80,000.00	\$57,475.92	\$22,524.08
2025-210-N-01-2025	Van Style Vehicle- w/ articulating boom/ bucket (Includes upfitting & ESS Radio)	I-78	210	N	2025	62121099-9911-2500A	\$160,000.00		\$160,000.00	\$132,228.00	\$27,772.00
2025-210-R-02-2025	Severe Duty Tandem Axle Cab & Chassis w/ Wing Plow (66,000lb GVW Chassis- includes upfitting & ESS Radio)	I-78	210	R	2025	62121099-9911-2500A	\$490,000.00		\$490,000.00	\$452,779.54	\$37,220.46
2025-210-N-05-2025	Upgrades to 2010 Bucket Vehicle- (Replacement of hoses, wire and hose insulation, rubber items, etc.- Maximo Asset #15095) Rehabilitation will extend the vehicle a minimum of five years,	I-78	210	N	2025	62121099-9911-2500A	\$10,000.00		\$10,000.00	\$0.00	\$10,000.00
2023-220-R-01-2025	Ford F-750 size Dump vehicle w/10' plow, stainless spreader (Quote# 06272022 Trius-replacing 10' F650 vehicle)	EP	220	R	2023	62122099-9911-2300A	\$225,000.00		\$225,000.00	\$190,937.49	\$34,062.51
2025-220-R-01-2025	Laneblade (attachment only- to be installed on Maximo Asset #20006)	EP	220	R	2025	62122099-9911-2500A	\$50,000.00		\$50,000.00	\$41,510.00	\$8,490.00
2025-220-R-02-2025	36" Snow Broom	EP	220	R	2025	62122099-9911-2500A	\$7,000.00		\$7,000.00	\$9,600.00	-\$2,600.00
2025-220-R-03-2025	36" Snow Broom	EP	220	R	2025	62122099-9911-2500A	\$7,000.00		\$7,000.00	\$7,000.00	\$0.00
2025-220-N-07-2025	Snow Machine with Plow, Spreader and Snow Blower	EP	220	N	2025	62122099-9911-2500A	\$50,000.00		\$50,000.00	\$39,507.75	\$10,492.25
2025-220-N-09-2025	Attachments for Tractor- Snow Blower, Mower deck, Plow, Bagger, & Rotary Broom (Maximo Asset #20052- To be transferred to EP Facility from MM Facility)	EP	220	N	2025	62122099-9911-2500A	\$15,000.00		\$15,000.00	\$12,562.24	\$2,437.76
2022-220-R-02-2025	Aerial Lift Van, Insulated Boom	EP	220	R	2022	62122099-9911-2200A	\$190,000.00		\$190,000.00	\$162,972.00	\$27,028.00
2025-220-N-08-2025	Sweeper Machine (To be shared in Central Region)	EP	220	N	2025	62122099-9911-2500A	\$350,000.00		\$350,000.00	\$350,000.00	\$0.00
2025-220-R-06-2025	Sewer Jet Machine (To be shared in Central Region)	EP	220	R	2025	62122099-9911-2500A	\$120,000.00		\$120,000.00	\$98,175.60	\$21,824.40
2025-220-R-04-2025	Pickup Style Truck- Extended Cab, Long Bed, Plow & Spreader (1Ton vehicle- includes upfitting & ESS Radio)	EP	220	R	2025	62122099-9911-2500A	\$150,000.00		\$150,000.00	\$80,935.77	\$69,064.23
2025-220-R-05-2025	Pickup Style Truck- Extended Cab, Long Bed, Plow & Spreader (1Ton vehicle-includes upfitting & ESS Radio)	EP	220	R	2025	62122099-9911-2500A	\$150,000.00		\$150,000.00	\$80,935.77	\$69,064.23
2025-310-N-01-2025	Laneblade (attachment only- to be installed on existing Patrol vehicle Maximo Asset #20010)	PC	310	N	2025	63131099-9911-2500A	\$50,000.00		\$50,000.00	\$41,510.00	\$8,490.00
2025-320-R-02-2025	Electric Welder	DWG	320	R	2025	63132099-9911-2500A	\$10,000.00		\$10,000.00	\$7,092.31	\$2,907.69
2025-320-R-03-2025	Pickup Liftgate (For existing vehicle- Maximo Asset #20076)	DWG	320	R	2025	63132099-9911-2500A	\$10,000.00		\$10,000.00	\$5,870.00	\$4,130.00
2025-320-R-04-2025	Arrow Board Trailer	DWG	320	R	2025	63132099-9911-2500A	\$12,000.00		\$12,000.00	\$6,240.43	\$5,759.57

2025-2026 Vehicle and Equipment Purchases- Status Update

V&E Item #	Vehicle/ Equipment Description	Location	Location #	New or Replacement	V&E Purchases Originally Approved	G/L Account	2025-2026 Capital Budget	Budget Transfer In/Out	Revised V&E Budget	Actual Cost	Remaining Budget
2025-320-R-01-2025	Sewer Jet Machine (To be shared in Northern Region)	DWG	320	R	2025	63132099-9911-2500A	\$120,000.00		\$120,000.00	\$98,175.60	\$21,824.40
2025-320-N-05-2025	Severe Duty Single Axle Cab & Chassis w/ Wing Plow (43,000 GVW- includes upfitting & ESS Radio)	DWG	320	N	2025	63132099-9911-2500A	\$455,000.00		\$455,000.00	\$412,536.54	\$42,463.46
2025-330-N-01-2025	Laneblade (attachment only- to be installed on existing Patrol Vehicle Maximo Asset #20158)	MM	330	N	2025	63133099-9911-2500A	\$50,000.00		\$50,000.00	\$41,510.00	\$8,490.00
							\$4,306,000.00			\$3,521,794.53	\$784,205.47

Southern Region**Richard Taitt, Director of Maintenance****Nat Amato, Deputy Director of Maintenance****Larry Dubin, Regional Maintenance Supervisor, Trenton-Morrisville****Charles Slack, Regional Maintenance Supervisor, New Hope-Lambertville****Trenton-Morriville Toll Bridge**

Task	JAN	FEB	MAR	APR	MAY	JUN	JUL	AUG	SEP	OCT	NOV	DEC	Total Staffing-Hours
Bridge Maintenance	160	96	224	240	56	232	232	216	104	8	48		1,616
Bldg./Facilities Maintenance	2,840	2,112	2,848	2,736	2,288	1,800	2344	2,461	2,232	2,232	1,912		25,805
Grounds Maintenance	200	240	600	816	816	768	968	736	512	640	440		6,736
Road Maintenance	160	112	176	264	72	104	320	296	128	168	184		1,984
Snow/Ice Maintenance	728	744	0	0	0	0	0	0	8	0	0		1,480
Vehicle Maintenance	376	272	360	256	312	192	272	320	344	432	360		3,496
Miscellaneous	40	64	96	24	96	144	24	240	328	448	296		1,800
Total Man-hours	4,504	3,640	4,304	4,336	3,640	3,240	4,160	4,269	3,656	3,928	3,240	0	42,917

New Hope-Lambertville Toll Bridge

Task	JAN	FEB	MAR	APR	MAY	JUN	JUL	AUG	SEP	OCT	NOV	DEC	Total Staffing-Hours
Bridge Maintenance	72	32	160	304	192	448	488	200	120	88	132		2,236
Bldg./Facilities Maintenance	788	544	712	496	616	484	484	536	436	644	412		6,152
Grounds Maintenance	96	104	368	392	368	464	456	288	488	528	288		3,840
Road Maintenance	184	232	120	352	160	224	168	360	288	136	128		2,352
Snow/Ice Maintenance	632	624	80	24	0	0	0	0	64	408	232		2,064
Vehicle Maintenance	216	104	232	160	144	48	136	336	216	144	176		1,912
Miscellaneous	136	104	240	176	360	192	80	128	232	120	184		1,952
Total Man-hours	2,124	1,744	1,912	1,904	1,840	1,860	1,812	1,848	1,844	2,068	1,552	0	20,508

Central Region**Richard Taitt, Director of Maintenance****Nat Amato, Deputy Director of Maintenance****Steve Bosga, Regional Maintenance Supervisor, I-78****Matthew Gary, Regional Maintenance Supervisor, Easton-Phillipsburg****Easton-Phillipsburg Toll Bridge**

Task	JAN	FEB	MAR	APR	MAY	JUN	JUL	AUG	SEP	OCT	NOV	DEC	Total Staffing-Hours
Bridge Maintenance	368	272	416	304	560	336	624	616	264	48	0		3,808
Bldg./Facilities Maintenance	744	496	632	880	688	472	568	520	560	664	352		6,576
Grounds Maintenance	360	200	752	1,104	832	808	880	816	808	760	504		7,824
Road Maintenance	432	256	704	224	216	344	304	96	504	352	520		3,952
Snow/Ice Maintenance	504	608	0	0	0	0	0	0	0	120	0		1,232
Vehicle Maintenance	232	160	304	152	136	224	208	248	352	392	200		2,608
Miscellaneous	0	0	24	32	56	48	0	48	40	144	40		432
Total Man-hours	2,640	1,992	2,832	2,696	2,488	2,232	2,584	2,344	2,528	2,480	1,616	0	26,432

I-78 Toll Bridge

Task	JAN	FEB	MAR	APR	MAY	JUN	JUL	AUG	SEP	OCT	NOV	DEC	Total Staffing-Hours
Bridge Maintenance	0	0	0	0	40	0	0	0	0	0	0		40
Bldg./Facilities Maintenance	1,256	936	1,120	864	744	652	696	688	752	800	632		9,140
Grounds Maintenance	152	200	472	496	576	816	752	824	568	560	264		5,680
Road Maintenance	16	8	320	192	48	0	280	296	376	280	336		2,152
Snow/Ice Maintenance	312	376	0	0	0	0	0	0	0	0	0		688
Vehicle Maintenance	304	200	192	240	216	136	128	160	320	304	272		2,472
Miscellaneous	8	24	80	32	16	0	8	8	16	48	40		280
Total Man-hours	2,048	1,744	2,184	1,824	1,640	1,604	1,864	1,976	2,032	1,992	1,544	0	20,452

Northern Region

Richard Taitt, Director of Maintenance

Nat Amato, Deputy Director of Maintenance

William Kresge, Regional Maintenance Supervisor - Portland Columbia

Leon Werkheiser, Regional Maintenance Supervisor - Delaware Water Gap

Matt Meeker, Regional Maintenance Supervisor - Milford-Montague

Portland-Columbia Toll Bridge

Task	JAN	FEB	MAR	APR	MAY	JUN	JUL	AUG	SEP	OCT	NOV	DEC	Total Staffing-Hours
Bridge Maintenance	0	0	270	144	16	16	0	0	0	18	0		464
Bldg./Facilities Maintenance	556	438	422	444	400	388	458	258	242	488	274		4,368
Grounds Maintenance	136	148	122	261	268	266	238	282	278	212	141		2,352
Road Maintenance	0	0	25	195	12	0	40	148	184	116	124		844
Snow/Ice Maintenance	110	218	32	0	0	0	0	0	0	0	100		460
Vehicle Maintenance	232	158	218	90	118	75	60	104	206	246	188		1,695
Miscellaneous	8	32	64	110	8	24	0	40	8	96	24		414
Total Man-hours	1,042	994	1,153	1,244	822	769	796	832	918	1,176	851	0	10,597

Delaware Water Gap Toll Bridge

Task	JAN	FEB	MAR	APR	MAY	JUN	JUL	AUG	SEP	OCT	NOV	DEC	Total Staffing-Hours
Bridge Maintenance	0	8	16	311	136	16	32	84	144	8	24		779
Bldg./Facilities Maintenance	992	852	1,020	920	520	604	608	768	1,076	1,020	552		8,932
Grounds Maintenance	216	188	224	376	544	560	660	564	276	256	216		4,080
Road Maintenance	208	65	244	80	220	176	216	216	128	100	96		1,749
Snow/Ice Maintenance	168	384	0	64	0	0	0	0	8	104	88		816
Vehicle Maintenance	320	208	192	128	160	196	128	136	124	136	184		1,912
Miscellaneous	40	24	56	64	72	184	80	64	40	152	32		808
Total Man-hours	1,944	1,729	1,752	1,943	1,652	1,736	1,724	1,832	1,796	1,776	1,192	0	19,076

Milford-Montague Toll Bridge

Task	JAN	FEB	MAR	APR	MAY	JUN	JUL	AUG	SEP	OCT	NOV	DEC	Total Staffing-Hours
Bridge Maintenance	0	0	0	144	16	0	0	40	0	0	0		200
Bldg./Facilities Maintenance	670	540	638	544	472	520	626	480	502	628	480		6,100
Grounds Maintenance	62	64	112	148	312	292	236	290	194	182	162		2,054
Road Maintenance	0	0	32	56	24	32	136	138	132	96	52		698
Snow/Ice Maintenance	69	76	0	4	0	0	0	0	0	0	12		161
Vehicle Maintenance	176	144	202	88	200	178	192	240	134	190	194		1,938
Miscellaneous	0	0	16	24	48	64	24	48	168	8	8		408
Total Man-hours	977	824	1,000	1,008	1,072	1,086	1,214	1,236	1,130	1,104	908	0	11,559

DELAWARE RIVER JOINT TOLL BRIDGE COMMISSION

Meeting of DECEMBER 2025

USE OF FACILITIES REQUEST REPORT

MONTH OF NOVEMBER 2025

SUBJECT	DESCRIPTION	PAGE NUMBER
Use of Facilities	Use of Facilities Request-Month of November/December 2025	1

DELAWARE RIVER JOINT TOLL BRIDGE COMMISSION

Meeting of DECEMBER 2025

PROPERTY REPORT

Use of Commission Facilities

Facility	Organization	Date/Time	Description of Use
New Hope Toll Bridge	Asphalt Paving Systems Inc.	April 2, 2025, through November 28, 2025	UOF Asphalt Paving Systems Inc. Route 206 Construction Signs
Easton Phillipsburg	Comcast Cable	May 19, 2025, through November 19, 2025.	Trench asphalt and place coax under Thruway.
Easton Phillipsburg – Intersection of N. Main St & Broad St	Skoda Contracting	September 22, 2025, through October 3, 2025	Removal of below ground regulator pits (natural gas) and installation of approx 20' of 4" plastic gas main. Fully restore any disturbed areas.
Easton Phillipsburg	UGI	Around October 28, 2025; between the hours 7:00am- 4:00pm	Abandon existing gas main underneath SR 22 on Commission property. Running from SR 611 north of SR 22 to Larry Holmes Dr.
New Hope-Lambertville TSB	Greater Lambertville Chamber of Commerce	November 27, 2025	10th Annual Two Town Turkey Trot