

DELAWARE RIVER
JOINT TOLL BRIDGE COMMISSION
MINUTES
MEETING OF APRIL 29, 2019

DELAWARE RIVER JOINT TOLL BRIDGE COMMISSION

MEMBERS OF THE COMMISSION

NEW JERSEY

HONORABLE MICHAEL B. LAVERY
Chairman

HONORABLE GEOFFREY S. STANLEY

HONORABLE GARRETT LEONARD VAN VLIET

HONORABLE LORI CIESLA

HONORABLE YUKI MOORE LAURENTI
Treasurer

PENNSYLVANIA

HONORABLE WADUD AHMAD
Vice Chairman

VACANT

HONORABLE PAMELA JANVEY
Secretary

HONORABLE DANIEL GRACE

HONORABLE JOHN D. CHRISTY

DELAWARE RIVER JOINT TOLL BRIDGE COMMISSION

STANDING COMMITTEES

FINANCE, INSURANCE MANAGEMENT AND OPERATIONS

PENNSYLVANIA: Janvey, Vacant

NEW JERSEY: Ciesla*, Laurenti

PROJECTS, PROPERTY AND EQUIPMENT

PENNSYLVANIA: Ahmad, Christy*

NEW JERSEY: Stanley, Van Vliet

PROFESSIONAL SERVICES

PENNSYLVANIA: Ahmad, Grace

NEW JERSEY: Lavery*, Van Vliet

PERSONNEL

PENNSYLVANIA: Grace, Janvey*

NEW JERSEY: Ciesla, Stanley

AUDIT COMMITTEE

PENNSYLVANIA: Ahmad*, Janvey

NEW JERSEY: Lavery, Laurenti

ADMINISTRATIVE COMMITTEE

PENNSYLVANIA: Grace, Vacant

NEW JERSEY: Laurenti*, Ciesla

Chairman and Vice Chairman Ex-Officio of all Committees

*Chairman of Committee

**DELAWARE RIVER JOINT TOLL BRIDGE COMMISSION
RECAPITULATION OF COMMITTEE MEMBERSHIP**

Lavery	(1)	Ex-Officio of all Committees
	(2)	Professional Services Committee (Chairperson)
	(3)	Audit Committee
Ciesla	(1)	Finance, Insurance Management and Operations Committee(Chairperson)
	(2)	Personnel Committee
	(3)	Administrative Committee
Ahmad	(1)	Projects, Property and Equipment Committee
	(2)	Professional Services Committee
	(3)	Audit Committee (Chairperson)
Grace	(1)	Professional Services
	(2)	Personnel Committee
	(3)	Administrative Committee
Janvey	(1)	Finance, Insurance Management and Operations Committee
	(2)	Personnel Committee (Chairperson)
	(3)	Audit Committee
Laurenti	(1)	Finance, Insurance Management and Operations Committee
	(2)	Audit Committee
	(3)	Administrative Committee (Chairperson)
Christy	(1)	Projects, Property and Equipment Committee (Chairperson)
Stanley	(1)	Projects, Property and Equipment Committee
	(2)	Personnel Committee
Vacant(PA)	(1)	Finance, Insurance Management and Operations Committee
	(2)	Administrative Committee
Van Vliet	(1)	Projects, Property and Equipment Committee
	(2)	Professional Services Committee

DELAWARE RIVER JOINT TOLL BRIDGE COMMISSION

PROFESSIONAL ASSOCIATES

CONSULTING ENGINEERS

CHERRY, WEBER & ASSOCIATES
Freehold, NJ

LEGAL COUNSEL

ARCHER
Philadelphia, Pennsylvania

FLORIO, PERRUCCI, STEINHARDT & CAPPELLI
Phillipsburg, New Jersey

EMPLOYMENT COUNSEL

STRADLEY, RONON, STEVENS & YOUNG
Philadelphia, Pennsylvania

CHIESA SHAHINIAN & GIANTOMASI
West Orange, New Jersey

AUDITOR

ZELENKOWSKI AXELROD, LLC
Jamison, Pennsylvania

FINANCIAL ADVISOR

ACACIA FINANCIAL
GROUP
Mt. Laurel, NJ

COMMUNICATIONS CONSULTANT

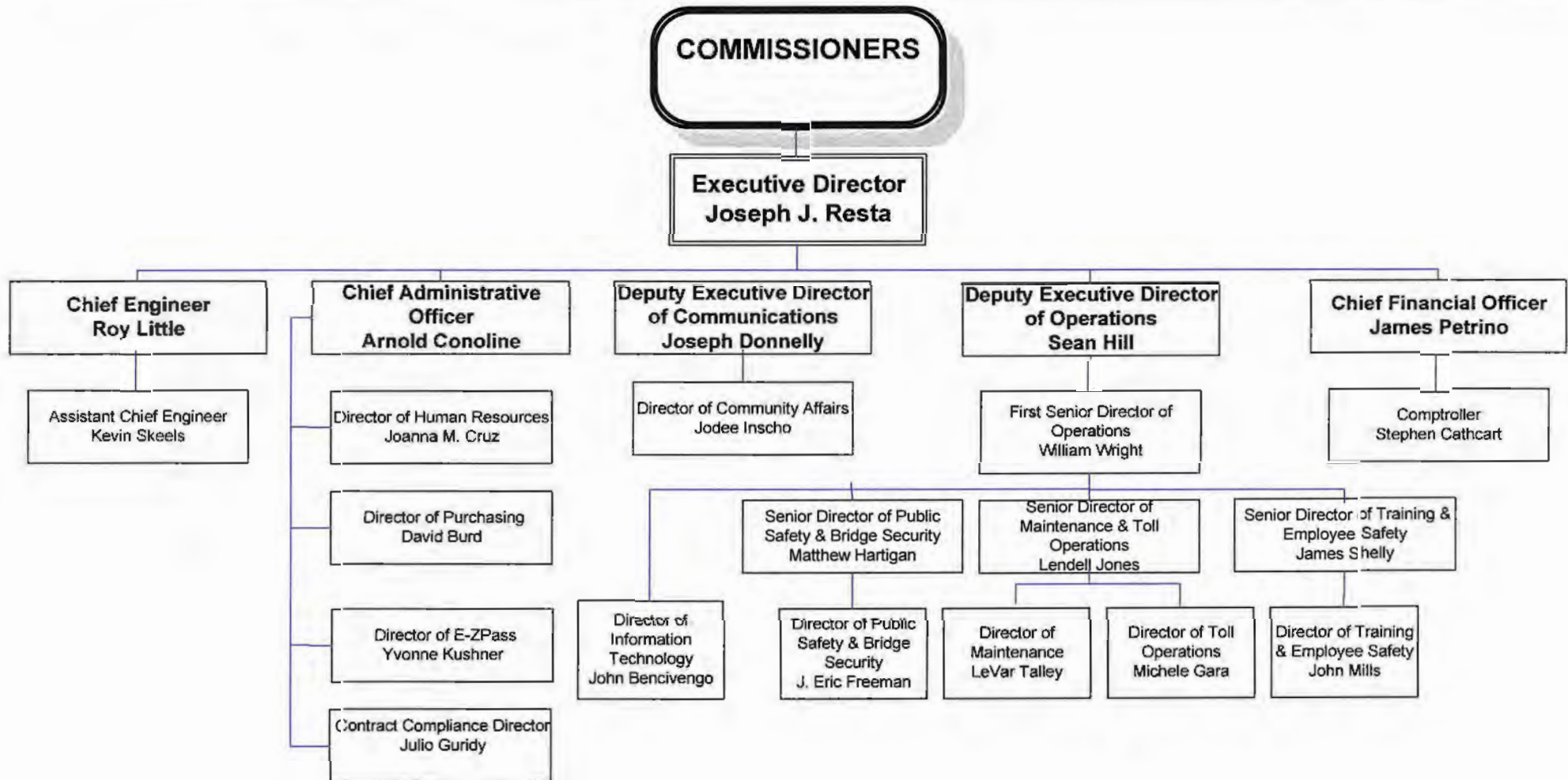
BELLVUE COMMUNICATIONS
Philadelphia, Pennsylvania

INVESTMENT ADVISOR

WILMINGTON TRUST
Wilmington, Delaware

DELAWARE RIVER JOINT TOLL BRIDGE COMMISSION

ORGANIZATION CHART



DELAWARE RIVER JOINT TOLL BRIDGE COMMISSION

Meeting of April 29, 2019

INDEX TO MINUTES

	PAGE
1. Call to Order	1
2. Appearances.....	1 - 2
3. Roll Call.....	2
4. Welcome Remarks of Chairman	2
5. Introduction of Comments from the Public	2
6. Executive Director's Report	2 - 3
7. Approval of Minutes for Commission Meeting Held March 25, 2019.....	3 - 4
8. Approval of Operations Report Month of March 2019	4
9. Appointment of Transaction Swap Financial Advisor from the Financial Advisory Pool.....	4
10. Appointment of Senior Managing Underwriter From the Investment Banking and Underwriter Pool	5 - 6
11. Easton-Phillipsburg Toll Bridge Salt Storage Building, Contract T-711AR	6
12. Job Order Contracting Services for Bridge Highway And Civil Work-Northern Region-T/TS-734A.....	6 - 7
13. Job Order Contracting Services for Bridge Highway And Civil Work-Southern Region Contract T/TS-735A.....	7
14. Job Order Contracting Services for Building and Facility Work-Northern Region Contract T/TS-736A.....	8
15. Job Ordering Contracting Services for Building and Facility Work-Southern Region Contract T/TS-737A.....	8 - 9

DELAWARE RIVER JOINT TOLL BRIDGE COMMISSION

Meeting of April 29, 2019

16.	Extension of New Jersey State Police Agreement for Law Enforcement Services dated May 1, 2014 through May 1, 2020, or until a Successor Agreement is Reached, Whichever Occurs Sooner	9 - 10
17.	Appointment of Donald Day to Maintenance Worker III, Southern Region.....	10
18.	Appointment of Gregory Rickert to Maintenance Worker III, Southern Region.....	11
19.	Appointment of Travis Utter to Maintenance Worker III, Northern Region	11 - 12
19.	Appointment of Daniel Steele to Maintenance Worker III, Central Region.....	10
20.	Approval for Payment of Invoices Stradley Ronon, PA Labor Counsel.....	12
21.	Approval for Payment of Invoices Archer Law, PA Legal Counsel	12 - 13
22.	Approval for Payment of Invoices Florio, Perrucci, Steinhardt And Cappelli, NJ Legal Counsel	13
22.	Approval for Payment of Invoices Chisea Shahinian & Giantomasi, NJ Labor Counsel.....	13 - 14
23.	Invite any Comments from the Public	14
24.	Scheduling of the May 20, 2019 “Annual Meeting-Election of Officers”	14
25.	Adjournment	14 - 15

DELAWARE RIVER JOINT TOLL BRIDGE COMMISSION

Meeting of April 29, 2019

CALL TO ORDER

The Regular Monthly Meeting of the Delaware River Joint Toll Bridge Commission was called to Order at the New Hope Executive Offices, 2492 River Road, New Hope, PA. 18938-9519, on Monday, April 29, 2019 at 10:30 a.m. pursuant to notice properly forwarded to each member in compliance with the by-laws. Michael Lavery, Chairman, presided at this meeting.

APPEARANCES

COMMISSION MEMBERS:

Hon. Wadud Ahmad (Pennsylvania)
Hon. John Christy (Pennsylvania) (Via Conference Call)
Hon. Pamela Janvey (Pennsylvania)
Hon. Lori Ciesla (New Jersey) (Via Conference Call)
Hon. Michael Lavery (New Jersey)
Hon. Geoffrey S. Stanley (New Jersey)
Hon. Garrett Van Vliet (New Jersey)

COMMISSION MEMBERS ABSENT:

Hon. Yuki Moore Laurenti (New Jersey)
Hon. Daniel Grace (Pennsylvania)

COMMISSION COUNSEL:

Doug Steinhardt, Florio, Perrucci, Steinhardt & Cappelli, New Jersey
Shelley Smith, Archer Law, Pennsylvania
Jon Bloom, Stradley Ronon, Pennsylvania
John Casey, Chiesa Shahnian & Giantomasi, New Jersey

GOVERNORS REPRESENTATIVES:

Chelsea Guzowski, PA Governor's Office
Adam Sternbach, NJ Governor's Office (Via Conference Call)

COMMISSION STAFF MEMBERS:

Joseph J. Resta, Executive Director
Sean Hill, Deputy Executive Director of Operations
Roy Little, Chief Engineer
James Petrino, Chief Financial Officer
Arnold Conoline, Chief Administrative Officer
Joseph Donnelly, Deputy Executive Director of Communications
Stephen Cathcart, Comptroller

DELAWARE RIVER JOINT TOLL BRIDGE COMMISSION

Meeting of April 29, 2019

Julio Guridy, Director of Contract Compliance
Jodee Inscho, Director of Community Affairs
Charles Stracciolini, Program Manager of Technology
Joanna Cruz, Human Resources Director
Heather McConnell, Administrative Generalist Executive Office

OTHERS:

ROLL CALL

Joseph Resta, Executive Director, in his capacity as Secretary for this Meeting called the roll, and at the conclusion thereof, reported that there was a quorum present-there being three members present from the Commonwealth of Pennsylvania and four members present from the State of New Jersey.

WELCOMING REMARKS OF CHAIRMAN

Chairman Lavery welcomed those persons whose identities are set forth hereinabove under "Appearances".

INTRODUCE ANY COMMENTS FROM THE PUBLIC

Chairman Lavery addressed the meeting and invited any comments from the public on items pertaining to today's Agenda. No questions were presented.

EXECUTIVE DIRECTORS REPORT

Joseph Resta, Executive Director, addressed the meeting and said;

Thank you, Mr. Chairman, my brief comments today are on a few important topics we are considering today.

The Commission is currently evaluating financial opportunities for later in 2019 that may include the marketing and sale of tax-exempt bonds for new capital projects, along with the potential for replacing variable rate bonds with fixed rate bonds and defeasement of prior bond issues for annual debt service savings. Providing the complex analysis regarding these opportunities for Commissioner Review requires financial markets expertise. So, up for consideration today are resolutions concerning selections of a Transaction Swap Advisor and Transaction Financial Advisor from the Commission's previously procured Financial Advisor Pool; along with a Senior Managing Underwriter from the Commission's previously procured Investment Banking & Underwriter Pool. These entities, along with PA and NJ Bond Counsel selected at last month's meeting, will round out the preliminary team that will provide all of the information required from

DELAWARE RIVER JOINT TOLL BRIDGE COMMISSION

Meeting of April 29, 2019

which Commissioners can make decisions regarding whether or not the DRJTBC will be in the bond market later in 2019.

A contract award involving a Salt Storage Building at our Easton-Phillipsburg site is also placed on the agenda for Commissioner's consideration today. Last year saw the completion of a similar facility constructed at our Milford-Montague site, we've awarded and will soon commence construction on a salt storage building here at our New Hope-Lambertville site, and have additional facilities planned for our Trenton-Morrisville and Langhorne sites. These buildings, along with other salt buildings at other Commission locations, will provide the Commission the ability to purchase in the fall what is hoped to be an entire winter season's requirements for salt, without re-supply. It's a plan we began two years ago and will be finished in schedule with other capital improvement projects through 2022.

We also have four (4) Job Order Contracting contract awards for: Bridge, Highway, & Civil Work; Building & Facility Work in the Northern Tier of our 140 mile jurisdiction; with similar contracts scheduled for the Southern Region. These contracts are designed for the Commission's smaller capital projects that we have had issues with receiving competitive bids on, as well as providing the on-call services that this program will provide for emergent capital needs.

Lastly, an extension of the contract for services from the New Jersey State Police is for your consideration today. We've been working with NJSP and the Pennsylvania State Police on new, longer-term contracts, and require an extension with NJSP until that work is complete. The Commission is fortunate to be able to receive services from both the New Jersey and Pennsylvania State Police, two of the most highly trained forces in the country, services that the DRJTBC could not otherwise complete on its own.

Mr. Chairman, this concludes my report.

APPROVAL OF MINUTES FOR COMMISSION MEETING HELD MARCH 25, 2019

R: 4133-04-19-ADM-01-04-19

Chairman Lavery addressed the meeting and requested the adoption of a Resolution approving the Minutes of the Commission Meeting held March 25, 2019.

At the conclusion of the review, Commissioner Stanley moved and Vice Chairman Ahmad seconded the adoption of the following Resolution:

"RESOLVED, by the Delaware River Joint Toll Bridge Commission at its Regular Meeting assembled this 29th day of April 2019 that the Minutes of the Commission Meeting held on March 25, 2019 be and the same hereby are approved."

DELAWARE RIVER JOINT TOLL BRIDGE COMMISSION

Meeting of April 29, 2019

Chairman Lavery invited any questions on the Resolution. No questions were presented and the Resolution was unanimously adopted.

APPROVAL OF OPERATIONS REPORT FOR THE MONTH OF MARCH 2019

R: 4134-04-19- ADM-02-04-19

Chairman Lavery addressed the meeting and asked if there were any questions on any of the reports contained in the "Operations Report".

At the conclusion of the review, Vice Chairman Ahmad moved and Commissioner Janvey seconded the adoption of the following Resolution:

"RESOLVED, by the Delaware River Joint Toll Bridge Commission at its Regular Meeting assembled this 29th day of April 2019 that the Operations Report, which reflects Commission activity for the month of March 2019 are hereby approved."

Chairman Lavery then invited any questions on the Resolution. No questions were presented and the Resolution was unanimously adopted.

APPOINTMENT OF TRANSACTION SWAP FINANCIAL ADVISOR FROM THE FINANCIAL ADVISORY POOL

R: 4135-04-19-FIN-01-04-19

Chairman Lavery addressed the Meeting and asked the Commission Members if, after their review, there were any questions.

At the conclusion of the review, Vice Chairman Ahmad moved and Commissioner VanVliet seconded the adoption of the following Resolution

"RESOLVED, by the Delaware River Joint Toll Bridge Commission at its Regular Meeting assembled this 29th day of April 2019 via this Resolution, The Commission hereby selects from the Financial Advisory Pool and appoints Acacia Financial Group to serve as Transaction Swap Advisor in relation to potential issuance of bonds for purposes of refunding prior obligations of the Commission, to the extent that such issuance affects or requires action with respect to associated swap agreements.

"RESOLVED: The Commission hereby authorizes the Executive Director to negotiate the terms of this engagement with the selected firm and to take all other actions necessary and desirable to effectuate this appointment in the best interests of the Commission."

Chairman Lavery then invited any questions on the Resolution. No questions were presented and the Resolution was unanimously adopted.

DELAWARE RIVER JOINT TOLL BRIDGE COMMISSION

Meeting of April 29, 2019

APPOINTMENT OF TRANSACTION FINANCIAL ADVISOR FROM THE FINANCIAL ADVISORY POOL

R: 4136-04-19- FIN-02-04-19

Chairman Lavery addressed the Meeting and asked the Commission Members if, after their review, there were any questions.

At the conclusion of the review, Commissioner Stanley moved and Commissioner Van Vliet seconded the adoption of the following Resolution

“RESOLVED, by the Delaware River Joint Toll Bridge Commission at its Regular Meeting assembled this 29th day of April 2019 via this Resolution, The Commission hereby selects from the Financial Advisory Pool and appoints Phoenix Capital Partners to serve as Transaction Financial Advisor in relation to potential issuance of bonds for capital projects and/or refunding of prior obligations of the Commission.

“RESOLVED: The Commission hereby authorizes the Executive Director to negotiate the terms of this engagement with the selected firm and to take all other actions necessary and desirable to effectuate this appointment in the best interests of the Commission.”

Chairman Lavery then invited any questions on the Resolution. No questions were presented and the Resolution was unanimously adopted.

APPOINTMENT OF SENIOR MANAGING UNDERWRITER FROM THE INVESTMENT BANKING AND UNDERWRITER POOL

R: 4137-04-19- FIN-03-04-19

Chairman Lavery addressed the Meeting and asked the Commission Members if, after their review, there were any questions.

At the conclusion of the review, Vice Chairman Ahmad moved and Commissioner Stanley seconded the adoption of the following Resolution,

“RESOLVED, by the Delaware River Joint Toll Bridge Commission at its Regular Meeting assembled this 29th day of April 2019 via this Resolution, The Commission hereby selects from the Investment Banking and Underwriter Pool and appoints Siebert Cisneros Shank & Co. LLC to serve as Senior Managing Underwriter in connection with the potential issuance of bonds for capital projects and/or refunding of prior obligations of the Commission.

“RESOLVED: The Commission hereby authorizes the Executive Director to negotiate the

DELAWARE RIVER JOINT TOLL BRIDGE COMMISSION

Meeting of April 29, 2019

terms of this engagement with the selected firm and to take all other actions necessary and desirable to effectuate this appointment in the best interests of the Commission.”

Chairman Lavery then invited any questions on the Resolution. No questions were presented and the Resolution was unanimously adopted.

EASTON-PHILLIPSBURG TOLL BRIDGE SALT STORAGE BUILDING, CONTRACT T-711AR

R: 4138-04-19 -ENG-01-04-19

Chairman Lavery addressed the Meeting and asked the Commission Members if, after their review, there were any questions.

At the conclusion of the review, Vice Chairman Ahmad moved and Commissioner Stanley seconded the adoption of the following Resolution:

“RESOLVED, by the Delaware River Joint Toll Bridge Commission at its Regular Meeting assembled this 29th day of April 2019, via this Resolution, That the Commission award the construction Contract No. T-711AR, Easton-Phillipsburg Toll Bridge Salt Storage Building to the lowest responsible bidder, Bracy Construction, Inc. of Allentown, PA for an amount not-to exceed \$1,711,600.00 and identify the General Reserve Fund as the source of funds required for payment of any invoices.

“RESOLVED: The Executive Director is hereby authorized to approve and execute all necessary contracts on behalf of the Commission.”

Chairman Lavery then invited any questions on the Resolution. No questions were presented and the Resolution was unanimously adopted.

JOB ORDER CONTRACTING SERVICES FOR BRIDGE HIGHWAY AND CIVIL WORK-NORTHERN REGION T/TS-734A

R: 4139-04-19- ENG -02-04-19

Chairman Lavery addressed the Meeting and asked the Commission Members if, after their review, there were any questions.

At the conclusion of the review, Vice Chairman Ahmad moved and Commissioner Stanley seconded the adoption of the following Resolution:

“RESOLVED, by the Delaware River Joint Toll Bridge Commission at its Regular Meeting assembled this 29th day of April 2019, via this Resolution, That the Commission award Contract

DELAWARE RIVER JOINT TOLL BRIDGE COMMISSION

Meeting of April 29, 2019

No. T/TS-734A, Job Order Contracting Services for Bridge Highway and Civil Work - North Region, to Mount Construction Co., Inc. of Berlin, NJ for a three (3) year period for an amount not-to-exceed \$3,500,000.

“RESOLVED: Identify the General Reserve Fund as the source of funds required for payment of any invoices.

“RESOLVED: The Executive Director is hereby authorized to approve and execute all necessary contracts on behalf of the DRJTBC.”

Chairman Lavery then invited any questions on the Resolution. No questions were presented and the Resolution was unanimously adopted.

JOB ORDER CONTRACTING SERVICES FOR BRIDGE HIGHWAY AND CIVIL WORK-SOUTHERN REGION CONTRACT T/TS-735A

R: 4140-04-19-ENG -03-04-19

Chairman Lavery addressed the Meeting and asked the Commission Members if, after their review, there were any questions.

At the conclusion of the review, Commissioner Janvey moved and Vice Chairman Ahmad seconded the adoption of the following Resolution:

“RESOLVED, by the Delaware River Joint Toll Bridge Commission at its Regular Meeting assembled this 29th day of April 2019, via this Resolution, That the Commission award Contract No. T/TS-735A, Job Order Contracting Services for Bridge Highway and Civil Work - South Region, to Mount Construction Co., Inc. of Berlin, NJ for a three (3) year period for an amount not-to-exceed \$2,500,000.

“RESOLVED: Identify the General Reserve Fund as the source of funds required for payment of any invoices.

“RESOLVED: The Executive Director is hereby authorized to approve and execute all necessary contracts on behalf of the DRJTBC.”

Chairman Lavery then invited any questions on the Resolution. No questions were presented and the Resolution was unanimously adopted.

DELAWARE RIVER JOINT TOLL BRIDGE COMMISSION

Meeting of April 29, 2019

JOB ORDER CONTRACTING SERVICES FOR BUILDING AND FACILITY WORK- NORTHERN REGION CONTRACT T/TS-736A

R: 4141-04-19- ENG -04-04-19

Chairman Lavery addressed the Meeting and asked the Commission Members if, after their review, there were any questions.

At the conclusion of the review, Vice Chairman Ahmad moved and Commissioner Van Vliet seconded the adoption of the following Resolution:

“RESOLVED, by the Delaware River Joint Toll Bridge Commission at its Regular Meeting assembled this 29th day of April 2019, via this Resolution, That the Commission award Contract No. T/TS-736A, Job Order Contracting Services for Building and Facility Work - North Region, to RCC Builders & Developers, Inc. of Paterson, NJ for a three (3) year period for an amount not-to-exceed \$3,000,000

“RESOLVED: Identify the General Reserve Fund as the source of funds required for payment of any invoices.

“RESOLVED: The Executive Director is hereby authorized to approve and execute all necessary contracts on behalf of the DRJTBC.”

Chairman Lavery then invited any questions on the Resolution. No questions were presented and the Resolution was unanimously adopted.

JOB ORDER CONTRACTING SERVICES FOR BUILDING AND FACILITY WORK- SOUTHERN REGION CONTRACT T/TS-737A

R: 4142-04-19- ENG -05-04-19

Chairman Lavery addressed the Meeting and asked the Commission Members if, after their review, there were any questions.

At the conclusion of the review, Vice Chairman Ahmad moved and Commissioner Janvey seconded the adoption of the following Resolution:

“RESOLVED, by the Delaware River Joint Toll Bridge Commission at its Regular Meeting assembled this 29th day of April 2019, via this Resolution, That the Commission award Contract No. T/TS-737A, Job Order Contracting Services for Building and Facility Work - South Region, to RCC Builders & Developers, Inc. of Paterson, NJ for a three (3) year period for an amount not-to-exceed \$3,500,000

DELAWARE RIVER JOINT TOLL BRIDGE COMMISSION

Meeting of April 29, 2019

“RESOLVED: Identify the General Reserve Fund as the source of funds required for payment of any invoices.

“RESOLVED: The Executive Director is hereby authorized to approve and execute all necessary contracts on behalf of the DRJTBC.”

Chairman Lavery then invited any questions on the Resolution. No questions were presented and the Resolution was unanimously adopted.

EXTENSION OF NEW JERSEY STATE POLICE AGREEMENT FOR LAW ENFORCEMENT SERVICES DATED MAY 1, 2014 THROUGH MAY 1, 2020, OR UNTIL A SUCCESSOR AGREEMENT IS REACHED, WHICHEVER OCCURS SOONER

R: 4143-04-19- PROF -01-04-19

Chairman Lavery addressed the Meeting and asked the Commission Members if, after their review, there were any questions.

At the conclusion of the review, Commissioner Van Vliet moved and Vice Chairman Ahmad seconded the adoption of the following Resolution:

“WHEREAS: On May 1, 2014, the Commission entered into a Memorandum of Understanding (the “MOU”) with the New Jersey State Police for the provision of law enforcement services; and

“WHEREAS: The initial term of the MOU runs from May 1, 2014 through May 1, 2019, with two optional one-year renewal periods; and

“WHEREAS: The Commission and the New Jersey State Police may enter into a successor agreement prior to May 1, 2020; and

“WHEREAS: The Commission proposes that it exercise the first one-year extension to renew the May 1, 2014 MOU through May 1, 2020, or until a successor agreement is reached, whichever occurs sooner.

“NOW, THEREFORE, the Commission, at its Regular Meeting assembled this 29th day of April, 2019, hereby resolves as follows:

“RESOVLED: That the Executive Director is hereby authorized to execute an extension of the May 1, 2014 Memorandum of Understanding with the New Jersey State Police for the provision of law enforcement services until May 1, 2020, or until a successor agreement is reached, whichever occurs sooner.

DELAWARE RIVER JOINT TOLL BRIDGE COMMISSION

Meeting of April 29, 2019

Chairman Lavery then invited any questions on the Resolution. No questions were presented and the Resolution was unanimously adopted.

APPOINTMENT OF DONALD DAY TO MAINTENANCE WORKER III, SOUTHERN REGION

R: 4144-04-19-- PER -01-04-19

Chairman Lavery addressed the Meeting and asked the Commission Members if, after their review, there were any questions.

At the conclusion of the review, Vice Chairman Ahmad moved and Commissioner Van Vliet seconded the adoption of the following Resolution:

“RESOLVED, by the Delaware River Joint Toll Bridge Commission at its Regular Meeting assembled this 29th day of April 2019, via this Resolution, That Donald Day be appointed to the position of Maintenance Worker III, Southern Region in the Maintenance and Toll Operations Division, pursuant to the Operations Reorganization approved by the Board of Commissioners at the October 2017 Commission meeting. Compensation shall be set at \$40,000 per annum, which is the introductory step in the pay scale for the Maintenance Worker III position (\$40,000 - \$44,000), in accordance with the salary table approved by the Board of Commissioners at the October 2017 Commission meeting, and effective for all appointments, promotions and reclassifications made on or after November 20, 2017. The promotion to be made pending satisfactory completion of the required personnel processing.”

Chairman Lavery then invited any questions on the Resolution. No questions were presented and the Resolution was unanimously adopted.

APPOINTMENT OF GREGGORY RICKERT TO MAINTENANCE WORKER III, SOUTHERN REGION

R: 4145-04-19-- PER -02-04-19

Chairman Lavery addressed the Meeting and asked the Commission Members if, after their review, there were any questions.

At the conclusion of the review, Vice Chairman Ahmad moved and Commissioner Van Vliet seconded the adoption of the following Resolution:

“RESOLVED, by the Delaware River Joint Toll Bridge Commission at its Regular Meeting assembled this 29th day of April 2019, via this Resolution, That Gregory Rickert be appointed to the position of Maintenance Worker III, Southern Region in the Maintenance and Toll Operations Division, pursuant to the Operations Reorganization approved by the Board of Commissioners at the October 2017 Commission meeting. Compensation shall be set at \$40,000

DELAWARE RIVER JOINT TOLL BRIDGE COMMISSION

Meeting of April 29, 2019

per annum, which is the introductory step in the pay scale for the Maintenance Worker III position (\$40,000 - \$44,000), in accordance with the salary table approved by the Board of Commissioners at the October 2017 Commission meeting, and effective for all appointments, promotions and reclassifications made on or after November 20, 2017. The promotion to be made pending satisfactory completion of the required personnel processing.”

Chairman Lavery then invited any questions on the Resolution. No questions were presented and the Resolution was unanimously adopted.

APPOINTMENT OF DANIEL STEELE TO MAINTENANCE WORKER III, CENTRAL REGION

R: 4146-04-19-- PER -03-04-19

Chairman Lavery addressed the Meeting and asked the Commission Members if, after their review, there were any questions.

At the conclusion of the review, Vice Chairman Ahmad moved and Commissioner Stanley seconded the adoption of the following Resolution:

“**RESOLVED**, by the Delaware River Joint Toll Bridge Commission at its Regular Meeting assembled this 29th day of April 2019, via this Resolution, That Daniel Steele be appointed to the position of Maintenance Worker III, Central Region in the Maintenance and Toll Operations Division, pursuant to the Operations Reorganization approved by the Board of Commissioners at the October 2017 Commission meeting. Compensation shall be set at \$40,000 per annum, which is the introductory step in the pay scale for the Maintenance Worker III position (\$40,000 - \$44,000), in accordance with the salary table approved by the Board of Commissioners at the October 2017 Commission meeting, and effective for all appointments, promotions and reclassifications made on or after November 20, 2017. The promotion to be made pending satisfactory completion of the required personnel processing.”

Chairman Lavery then invited any questions on the Resolution. No questions were presented and the Resolution was unanimously adopted.

APPOINTMENT OF TRAVIS UTTER TO MAINTENANCE WORKER III, NORTHERN REGION

R: 4147-04-19-- PER -04-04-19

Chairman Lavery addressed the Meeting and asked the Commission Members if, after their review, there were any questions.

At the conclusion of the review, Commissioner Stanley moved and Commissioner Van Vliet seconded the adoption of the following Resolution:

DELAWARE RIVER JOINT TOLL BRIDGE COMMISSION

Meeting of April 29, 2019

“RESOLVED, by the Delaware River Joint Toll Bridge Commission at its Regular Meeting assembled this 29th day of April 2019, via this Resolution, That Travis Utter be appointed to the position of Maintenance Worker III, Northern Region in the Maintenance and Toll Operations Division, pursuant to the Operations Reorganization approved by the Board of Commissioners at the October 2017 Commission meeting. Compensation shall be set at \$40,000 per annum, which is the introductory step in the pay scale for the Maintenance Worker III position (\$40,000 - \$44,000), in accordance with the salary table approved by the Board of Commissioners at the October 2017 Commission meeting, and effective for all appointments, promotions and reclassifications made on or after November 20, 2017. The promotion to be made pending satisfactory completion of the required personnel processing.”

Chairman Lavery then invited any questions on the Resolution. No questions were presented and the Resolution was unanimously adopted.

APPROVAL FOR PAYMENT OF INVOICES STRADLEY RONON, PA LABOR COUNSEL

R: 4148-04-19- ACCT -01-04-19

Chairman Lavery addressed the Meeting and asked the Commission Members if, after their review, there were any questions.

At the conclusion of the review, Commissioner Van Vliet and Commissioner Stanley seconded the adoption of the following Resolution:

“RESOLVED, by the Delaware River Joint Toll Bridge Commission at its Regular Meeting assembled this 29th day of April 2019, via this Resolution, Authorizing for payment of invoices #19030818 and #19030826 in the total amount of \$ 3,891.93 for Professional Services Rendered to Stradley Ronon, PA Labor Counsel.

“RESOLVED: Identifying the Operating Fund as the source of funds required for any and all disbursements.”

Chairman Lavery then invited any questions on the Resolution. No questions were presented and the Resolution was unanimously adopted.

APPROVAL FOR PAYMENT OF INVOICES ARCHER LAW, PA LEGAL COUNSEL

R: 4149-04-19- ACCT -02-04-19

Chairman Lavery addressed the Meeting and asked the Commission Members if, after their review, there were any questions.

DELAWARE RIVER JOINT TOLL BRIDGE COMMISSION

Meeting of April 29, 2019

At the conclusion of the review, Commissioner Van Vliet moved and Commissioner Stanley seconded the adoption of the following Resolution:

“RESOLVED, by the Delaware River Joint Toll Bridge Commission at its Regular Meeting assembled this 29th day of April 2019, via this Resolution Authorization for payment of invoices #4150824, #4150825, #4150826, #4148008, #4148012, #4148009, #4148013 and #4148011 in the total amount due of \$4,280.36 for Professional Services Rendered.

RESOLVED: Identifying the Operating Fund as the source of funds required for any and all disbursements.”

Chairman Lavery then invited any questions on the Resolution. No questions were presented and the Resolution was unanimously adopted.

APPROVAL FOR PAYMENT OF INVOICES

FLORIO, PERRUCCI, STEINHARDT AND CAPPELLI, NJ LEGAL COUNSEL

R: 4150-04-19- ACCT -03-04-19

Chairman Lavery addressed the Meeting and asked the Commission Members if, after their review, there were any questions.

At the conclusion of the review, Commissioner Van Vliet moved and Commissioner Stanley seconded the adoption of the following Resolution:

“RESOLVED, by the Delaware River Joint Toll Bridge Commission at its Regular Meeting assembled this 29th day of April 2019, via this Resolution, Authorization for payment of invoices #163418, #163419, #163421, #163422, #163420 and #163423 in the total amount due of \$ 4,060.00 for Capital and Non- Capital Professional Services to Florio, Perrucci, Steinhardt and Cappelli, NJ Legal Counsel.

“RESOLVED: identifying the Operating Fund as the source of funds required for any and all disbursements.”

Chairman Lavery then invited any questions on the Resolution. No questions were presented and the Resolution was unanimously adopted.

APPROVAL FOR PAYMENT OF INVOICES

CHIESA SHAHINIAN & GIANTOMASI, NJ LABOR COUNSEL

R: 4151-04-19- ACCT -04-04-19

Chairman Lavery addressed the Meeting and asked the Commission Members if, after their review, there were any questions.

DELAWARE RIVER JOINT TOLL BRIDGE COMMISSION

Meeting of April 29, 2019

At the conclusion of the review, Commissioner Van Vliet moved and Commissioner Stanley seconded the adoption of the following Resolution:

“RESOLVED, by the Delaware River Joint Toll Bridge Commission at its Regular Meeting assembled this 29th day of April 2019, via this Resolution, Authorization for payment of invoice #411067, #414763, #414762, and #411069 in the total amount due of \$4,060.00 for professional services rendered to Chiesa, Shahinian & Giantomasi, New Jersey Labor Counsel.

“RESOLVED: Identifying the Operating Fund as the source of funds required for any and all disbursements..

Chairman Lavery then invited any questions on the Resolution. No questions were presented and the Resolution was unanimously adopted.

INVITE ANY COMMENTS FROM THE PUBLIC

Chairman Lavery invited any Comments from the public.

SCHEDULING OF THE MAY 20, 2019 “ANNUAL MEETING-ELECTION OF OFFICERS”

Chairman Lavery addressed the Meeting and stated that the Commission's next meeting will be the “Annual Meeting-Election of Officers” scheduled to be held Monday, May 20, 2019.

The Annual Meeting-Election of Officers will be called to Order at 10:30 a.m. in the Boardroom at the New Hope Executive Offices, New Hope Pennsylvania 18938-9519.

Appointment of the Nominating Committee consisting of all Commissioners except the Chairman and Vice Chairman. The Nominating Committee shall meet prior to the “Annual Meeting” and make nominations for the election of the office of Chairman, Vice Chairman and Secretary -Treasurer.

ADJOURNMENT

Chairman Lavery invited a motion for Adjournment.

Vice Chairman Ahmad then moved that the Meeting be adjourned and Commissioner Van Vliet seconded the motion. The voice vote was unanimously affirmative and the Meeting was adjourned at 10:45 am, Monday, April 29, 2019.

DELAWARE RIVER JOINT TOLL BRIDGE COMMISSION

Meeting of April 29, 2019


Prepared and submitted by:



HEATHER MCCONNELL

Administrative Generalist Executive Offices

Attested by:



ARNOLD J. CONOLINE

Assistant Secretary/Treasurer

Approved by:



JOSEPH J. RESTA

Executive Director

DELAWARE RIVER JOINT TOLL BRIDGE COMMISSION

Meeting of April 29, 2019

FINANCE

The following Pages reflect the reports on those items assigned to the Finance Department. Each item is reported separately and page numbered accordingly.

DELAWARE RIVER JOINT TOLL BRIDGE COMMISSION

Meeting of April 29, 2019

SUBJECT	DESCRIPTION	PAGE NUMBER
Accounting	Status of Cash Balances at March 31, 2019	1
Accounting	Status of Bond Retirement at March 31, 2019	2
Accounting	Status of Investments at March 31, 2019	3-7
Accounting	Status of Toll Traffic and Revenue & Toll Supported Traffic Month of March 2019 Compared with Month of March 2018	8-21
Accounting	Statistical Summary of Expenditures on Toll Bridges and Toll Supported Bridges Accounts for the Period March 1, 2019 through March 31, 2019	22-30
Accounting	Statement of Revenue and Expenses: Three Months Period ending March 31, 2019	31

DELAWARE RIVER JOINT TOLL BRIDGE COMMISSION

Meeting of April 29, 2019

**There follows Cash Balances of the Commission at March 31, 2019 for the
information and review of the Members:**

COMMISSION CASH DEPOSITS

Wells Fargo Bank, N. A.

Revenue Fund	6,401,557
Payroll Fund	120,443
Insurance Clearing Account	750,000
TOTAL	\$ 7,272,000

CASH DEPOSIT GUARANTEES

Wells Fargo Bank	PA ACT 72	FULL BALANCE
-------------------------	------------------	---------------------

DELAWARE RIVER JOINT TOLL BRIDGE COMMISSION

Meeting of April 29, 2019

STATUS OF BRIDGE REVENUE BONDS AT MARCH 31, 2019

SERIES 2005A				SERIES 2007B			SERIES 2012A			SERIES 2015			SERIES 2017			Total	
Maturity	Yield	Principal Amount	Maturities & Calls	Yield	Principal Amount	Maturities & Calls	Yield	Principal Amount	Maturities & Calls	Yield	Principal Amount	Maturities & Calls	Yield	Principal Amount	Maturities & Calls	Average Yield	Remaining Outstanding
7/1/2005	2.35%	\$ 330,000	\$ 330,000		N/A												-
7/1/2006	2.50%	895,000	895,000		N/A												-
7/1/2007	2.76%	930,000	930,000		N/A												-
7/1/2008	2.90%	965,000	965,000	4.23%	\$ 3,350,000	\$ 3,350,000											-
7/1/2009	3.06%	1,005,000	1,005,000	4.23%	3,350,000	3,350,000											-
7/1/2010	3.23%	1,045,000	1,045,000	4.23%	3,650,000	3,650,000											-
7/1/2011	3.39%	1,095,000	1,095,000	4.23%	3,850,000	3,850,000											-
7/1/2012	3.53%	1,150,000	1,150,000	4.23%	3,950,000	3,950,000											-
7/1/2013	3.66%	1,210,000	1,210,000	4.23%	4,200,000	4,200,000	0.35%	4,435,000	4,435,000								-
7/1/2014	3.76%	5,000,000	5,000,000	4.23%	4,350,000	4,350,000											-
7/1/2015	3.85%	5,220,000	5,220,000	4.23%	4,450,000	4,450,000											-
7/1/2016	3.96%	5,540,000	5,540,000	4.23%	4,800,000	4,800,000	0.85%	1,030,000	1,030,000								-
7/1/2017	4.02%	5,835,000	5,835,000	4.23%	4,950,000	4,950,000	1.09%	1,065,000	1,065,000								-
7/1/2018	4.04%	6,155,000	6,155,000	4.23%	5,250,000	5,250,000	1.33%	1,100,000	1,100,000								-
7/1/2019	4.09%	6,480,000	1,645,000	4.23%	5,450,000		1.61%	1,145,000		1.47%	2,410,000					3.48%	13,840,000
7/1/2020	4.13%	6,840,000	1,735,000	4.23%	5,650,000		1.90%	1,195,000		1.62%	2,540,000		1.00%	945,000		3.39%	15,435,000
7/1/2021	4.14%	1,825,000	1,825,000	4.23%	5,950,000		2.14%	6,825,000		1.86%	2,540,000		1.00%	875,000		2.80%	16,190,000
7/1/2022	4.19%	1,920,000	1,920,000	4.23%	6,250,000		2.33%	4,000,000		2.10%	2,695,000		1.81%	1,740,000		3.03%	14,685,000
7/1/2022							2.33%	3,165,000								2.33%	3,165,000
7/1/2023	4.23%	2,020,000	2,020,000	4.23%	6,550,000		2.50%	7,445,000		2.34%	2,795,000		2.03%	1,865,000		3.04%	18,655,000
7/1/2024	4.35%	2,125,000	2,125,000	4.23%	6,800,000		2.60%	7,815,000		2.43%	2,935,000		2.31%	1,970,000		3.11%	19,520,000
7/1/2025	4.35%	2,235,000	2,235,000	4.23%	7,150,000		2.67%	8,205,000		2.55%	3,015,000		2.52%	1,070,000		3.22%	19,440,000
7/1/2026	4.67%	2,345,000	2,345,000	4.23%	7,450,000		2.73%	5,000,000		2.73%	3,180,000					3.44%	15,630,000
7/1/2026							3.01%	3,620,000								3.01%	3,620,000
7/1/2027	4.67%	2,450,000	2,450,000	4.23%	7,800,000		3.06%	7,015,000	1,210,000	3.10%	4,540,000		2.80%	20,000		3.57%	18,165,000
7/1/2027							3.12%	2,000,000								3.12%	2,000,000
7/1/2028	4.67%	2,560,000	2,560,000	4.23%	8,200,000		3.17%	9,355,000		3.28%	3,380,000		2.95%	35,000		3.60%	20,970,000
7/1/2029	4.67%	2,675,000	2,675,000	4.23%	8,550,000		3.21%	1,345,000		3.04%	3,480,000		3.08%	8,380,000		3.53%	21,755,000
7/1/2030	4.67%	2,795,000	2,795,000	4.23%	8,900,000		3.27%	1,385,000		3.10%	3,670,000		3.19%	8,845,000		3.59%	22,800,000
7/1/2031	N/A	N/A		4.23%	9,350,000			N/A		3.14%	3,785,000		3.27%	10,765,000		3.62%	23,900,000
7/1/2032	N/A	N/A		4.23%	9,800,000			N/A		3.55%	545,000		3.35%	14,735,000		3.70%	25,080,000
7/1/2033	N/A	N/A			N/A			N/A		3.56%	10,595,000		3.41%	15,715,000		3.47%	26,310,000
7/1/2034	N/A	N/A			N/A			N/A		3.60%	11,020,000		3.47%	16,500,000		3.52%	27,520,000
7/1/2035	N/A	N/A			N/A			N/A		3.64%	11,460,000		3.52%	17,325,000		3.57%	28,785,000
7/1/2036	N/A	N/A			N/A			N/A		3.73%	11,920,000		3.56%	18,190,000		3.63%	30,110,000
7/1/2037	N/A	N/A			N/A			N/A			N/A		3.59%	22,015,000		3.59%	22,015,000
7/1/2038	N/A	N/A			N/A			N/A			N/A		3.64%	23,115,000		3.64%	23,115,000
7/1/2039	N/A	N/A			N/A			N/A			N/A		3.64%	24,270,000		3.64%	24,270,000
7/1/2040	N/A	N/A			N/A			N/A			N/A		3.64%	25,485,000		3.64%	25,485,000
7/1/2041	N/A	N/A			N/A			N/A			N/A		3.64%	26,760,000		3.64%	26,760,000
7/1/2042	N/A	N/A			N/A			N/A			N/A		3.64%	28,100,000		3.64%	28,100,000
7/1/2043	N/A	N/A			N/A			N/A			N/A		3.69%	15,930,000		3.69%	15,930,000
7/1/2043	N/A	N/A			N/A			N/A			N/A		4.04%	13,575,000		4.04%	13,575,000
7/1/2044	N/A	N/A			N/A			N/A			N/A		3.69%	16,590,000		3.69%	16,590,000
7/1/2044	N/A	N/A			N/A			N/A			N/A		4.04%	14,255,000		4.04%	14,255,000
7/1/2045	N/A	N/A			N/A			N/A			N/A		3.69%	17,275,000		3.69%	17,275,000
7/1/2045	N/A	N/A			N/A			N/A			N/A		4.04%	14,965,000		4.04%	14,965,000
7/1/2046	N/A	N/A			N/A			N/A			N/A		3.69%	17,990,000		3.69%	17,990,000
7/1/2046	N/A	N/A			N/A			N/A			N/A		4.04%	15,715,000		4.04%	15,715,000
7/1/2047	N/A	N/A			N/A			N/A			N/A		3.69%	18,745,000		3.69%	18,745,000
7/1/2047	N/A	N/A			N/A			N/A			N/A		4.04%	16,490,000		4.04%	16,490,000
		\$ 72,645,000	\$ 62,705,000		\$150,000,000	\$ 46,150,000		\$ 77,145,000	\$ 8,840,000		\$ 86,505,000	\$ -		\$ 430,250,000	\$ -		\$ 698,850,000

Footnote:

2012 Series Bonds Refunded remaining balance of 2003A Series and \$30,795,000 of the 2005A Series Bonds.
 2015 Series Bonds Refunded \$86,505,000 of the 2007A Series Bonds.



Delaware River
Joint Toll Bridge
Commission

DRJTBC

Delaware River Joint TBC
Purchases Report
Sorted by Fund - Maturity Date
March 1, 2019 - March 31, 2019

CUSIP	Investment #	Fund	Sec. Type	Issuer	Original Par Value	Purchase Date	Payment Periods	Principal Purchased	Accrued Interest at Purchase	Rate at Purchase	Maturity Date	YTM	Ending Book Value
General Reserve Fund													
912796RY7	10674	01GRF	ATD	USTR	4,100,000.00	03/04/2019	01/30 - At Maturity	4,006,430.29		2.475	01/30/2020	2.553	4,014,321.71
742851DU3	10673	01GRF	FAC	PRIVAT	1,804,000.00	03/04/2019	03/17 - 09/17	1,897,976.89	19,754.00	2.250	03/15/2020	2.589	1,898,415.23
59217GCL1	10672	01GRF	FAC	METLIF	6,000,000.00	03/04/2019	07/10 - 01/10	5,947,440.00	21,200.00	2.400	01/08/2021	2.894	5,949,577.23
3134GSZ57	10675	01GRF	MC1	FILMC	4,703,000.00	03/08/2019	08/24 - 02/24	4,702,294.55	4,232.70	2.700	08/24/2021	2.706	4,702,312.88
88960BAQ5	10679	01GRF	FAC	SVENSK	6,191,000.00	03/19/2019	09/07 - 03/07	6,046,748.70	3,868.38	1.875	09/07/2021	2.860	6,048,899.03
89233P5F99	10677	01GRF	FAC	TOYOTA	1,400,000.00	03/11/2019	03/15 - 09/15	1,424,290.00	23,271.11	3.400	09/15/2021	2.681	1,423,752.61
63254AAU2	10676	01GRF	FAC	NATAUS	3,200,000.00	03/08/2019	07/10 - 01/10	3,174,368.00	14,435.56	2.800	01/10/2022	3.096	3,174,944.85
78012KZG5	10678	01GRF	FAC	ROYCAN	5,000,000.00	03/19/2019	08/01 - 02/01	5,006,900.00	18,333.33	2.750	02/01/2022	2.899	5,006,819.77
Subtotal					32,498,000.00			32,206,449.43	105,096.08				32,218,843.29
Construction Fund 2017													
82124MZD5	10680	06CF17	ACP	SHEFFI	5,000,000.00	03/26/2019	12/13 - At Maturity	4,903,205.55		2.660	12/13/2019	2.758	4,905,422.22
Subtotal					5,000,000.00			4,903,205.55	0.00				4,905,422.22
Total Purchases					37,498,000.00			37,109,654.98	105,096.08				37,124,265.51



Delaware River
Joint Toll Bridge
Commission

Delaware River Joint TBC
Investment Classification
Sorted by Fund - Maturity Date
March 31, 2019

DRJTBC

CUSIP	Investment #	Fund	Issuer	Investment Class	Par Value	YTM	Maturity Date	Market Price	Market Date	Market Value	Book Value	Reported Value
Debt Service Fund												
38145C752	10113	01DSF	Goldman Sachs IIa Fed Port	Amort	1,376,269.87	1.335		100.000	03/31/2019	1,376,269.87	1,376,269.87	1,376,269.87
				Subtotal	1,376,269.87	1.335				1,376,269.87	1,376,269.87	1,376,269.87
General Reserve Fund												
38145C752	10115	01GRF	Goldman Sachs IIa Fed Port	Amort	0.00	0.822		100.000	03/31/2019	0.00	0.00	0.00
PAINVEST	10050	01GRF	PA Invest	Amort	5,267,585.69	2.414		100.000	03/31/2019	5,267,585.69	5,267,585.69	5,267,585.69
PAINVEST	10462	01GRF	PA Invest	Amort	9,045,417.25	2.463		100.000	03/31/2019	9,045,417.25	9,045,417.25	9,045,417.25
3130ACL93	10516	01GRF	Federal Home Loan Bank	Fair	5,000,000.00	1.517	04/28/2019	99.929	03/31/2019	4,996,480.00	4,996,942.13	4,996,480.00
912828ST8	10536	01GRF	U.S. Treasury	Fair	4,000,000.00	1.845	04/30/2019	99.900	03/31/2019	3,996,032.00	3,997,821.89	3,996,032.00
912828ST8	10607	01GRF	U.S. Treasury	Fair	4,000,000.00	2.426	04/30/2019	99.990	03/31/2019	3,996,032.00	3,996,288.89	3,996,032.00
037833AQ3	10644	01GRF	Apple Inc	Fair	3,225,000.00	2.609	05/06/2019	99.953	03/31/2019	3,223,493.93	3,223,387.50	3,223,493.93
037833AQ3	10648	01GRF	Apple Inc	Fair	3,000,000.00	2.608	05/06/2019	99.953	03/31/2019	2,998,599.00	2,998,501.28	2,998,599.00
912796QH5	10621	01GRF	U.S. Treasury	Fair	5,100,000.00	2.500	05/23/2019	99.662	03/31/2019	5,082,782.40	5,082,062.17	5,082,782.40
3137EADG1	10583	01GRF	Federal Home Loan Mtg Corp	Fair	4,000,000.00	2.365	05/30/2019	99.880	03/31/2019	3,995,228.00	3,996,032.48	3,995,228.00
912828VLO	10525	01GRF	U.S. Treasury	Fair	5,000,000.00	1.744	05/31/2019	99.844	03/31/2019	4,992,245.00	4,998,029.02	4,992,245.00
912828VLO	10608	01GRF	U.S. Treasury	Fair	4,000,000.00	2.462	05/31/2019	99.844	03/31/2019	3,993,796.00	3,993,750.00	3,993,796.00
912828VLO	10609	01GRF	U.S. Treasury	Fair	500,000.00	2.467	05/31/2019	99.844	03/31/2019	499,224.50	499,214.10	499,224.50
912796RS0	10638	01GRF	U.S. Treasury	Fair	6,025,000.00	2.542	06/06/2019	99.569	03/31/2019	5,999,038.28	5,997,646.10	5,999,038.28
89119BTM8	10619	01GRF	Toronto Dominion	Fair	1,396,000.00	2.773	06/21/2019	99.408	03/31/2019	1,387,744.06	1,387,535.00	1,387,744.06
3130A8DB6	10588	01GRF	Federal Home Loan Bank	Fair	3,000,000.00	2.386	06/21/2019	99.707	03/31/2019	2,991,231.00	2,991,732.54	2,991,231.00
3130A8DB6	10611	01GRF	Federal Home Loan Bank	Fair	1,880,000.00	2.533	06/21/2019	99.707	03/31/2019	1,874,504.76	1,874,200.48	1,874,504.76
3130A8DB6	10612	01GRF	Federal Home Loan Bank	Fair	2,225,000.00	2.518	06/21/2019	99.707	03/31/2019	2,218,496.33	2,218,210.96	2,218,496.33
3130ACJ96	10510	01GRF	Federal Home Loan Bank	Fair	5,000,000.00	1.551	06/28/2019	99.761	03/31/2019	4,988,050.00	4,999,394.84	4,988,050.00
912828XV7	10537	01GRF	U.S. Treasury	Fair	4,500,000.00	1.970	06/30/2019	99.703	03/31/2019	4,486,635.00	4,492,134.87	4,486,635.00
912828XV7	10614	01GRF	U.S. Treasury	Fair	4,600,000.00	2.523	06/30/2019	99.703	03/31/2019	4,586,338.00	4,585,730.70	4,586,338.00
912798RZ4	10649	01GRF	U.S. Treasury	Fair	5,000,000.00	2.515	07/11/2019	99.337	03/31/2019	4,966,870.00	4,965,624.93	4,966,870.00
3136G0RL7	10634	01GRF	Federal National Mtg Assn	Fair	2,000,000.00	2.804	07/24/2019	99.897	03/31/2019	1,993,940.00	1,993,775.74	1,993,940.00
912828TH3	10613	01GRF	U.S. Treasury	Fair	4,895,000.00	2.575	07/31/2019	99.484	03/31/2019	4,869,741.80	4,867,816.50	4,869,741.80
912828TH3	10625	01GRF	U.S. Treasury	Fair	6,300,000.00	2.588	07/31/2019	99.484	03/31/2019	6,267,492.00	6,264,659.86	6,267,492.00
912796QV4	10659	01GRF	U.S. Treasury	Fair	5,000,000.00	2.507	08/15/2019	99.105	03/31/2019	4,955,280.00	4,953,858.22	4,955,280.00
3135G0P49	10620	01GRF	Federal National Mtg Assn	Fair	6,000,000.00	2.623	08/28/2019	99.414	03/31/2019	5,964,858.00	5,960,887.16	5,964,858.00
912828T6	10509	01GRF	U.S. Treasury	Fair	3,000,000.00	1.507	08/31/2019	99.508	03/31/2019	2,985,261.00	2,996,845.97	2,985,261.00

Delaware River Joint TBC
Investment Classification
March 31, 2019

Page 2

CUSIP	Investment #	Fund	Issuer	Investment Class	Par Value	YTM	Maturity Date	Market Price	Market Date	Market Value	Book Value	Reported Value
General Reserve Fund												
9128282T6	10631	01GRF	U.S. Treasury	Fair	4,000,000.00	2.697	08/31/2019	99.508	03/31/2019	3,980,348.00	3,976,331.90	3,980,348.00
06742QU91	10670	01GRF	Barclays US Funding LLC	Fair	2,300,000.00	2.806	09/03/2019	98.803	03/31/2019	2,272,489.70	2,272,767.34	2,272,489.70
912796RA9	10626	01GRF	U.S. Treasury	Fair	10,000,000.00	2.596	09/12/2019	98.927	03/31/2019	9,892,710.00	9,885,286.56	9,892,710.00
05253JAP6	10651	01GRF	Aust & NZ Banking Group	Fair	5,000,000.00	2.339	09/23/2019	99.714	03/31/2019	4,985,725.00	4,981,226.83	4,985,725.00
65557CAV5	10668	01GRF	Nordea Bank	Fair	5,000,000.00	2.649	09/30/2019	99.431	03/31/2019	4,971,550.00	4,974,850.90	4,971,550.00
3137EADM8	10635	01GRF	Federal Home Loan Mtg Corp	Fair	4,445,000.00	2.720	10/02/2019	99.383	03/31/2019	4,417,605.47	4,412,715.05	4,417,605.47
912796RF8	10637	01GRF	U.S. Treasury	Fair	6,200,000.00	2.624	10/10/2019	98.766	03/31/2019	6,123,492.00	6,115,845.32	6,123,492.00
3135G0R39	10636	01GRF	Federal National Mtg Assn	Fair	10,465,000.00	2.718	10/24/2019	99.183	03/31/2019	10,379,532.35	10,365,451.83	10,379,532.35
3130ACLX0	10517	01GRF	Federal Home Loan Bank	Fair	6,000,000.00	1.625	10/30/2019	99.524	03/31/2019	5,971,476.00	6,000,000.00	5,971,476.00
89114QAV0	10669	01GRF	Toronto Dominion	Fair	5,000,000.00	2.643	11/05/2019	99.829	03/31/2019	4,991,470.00	4,988,422.27	4,991,470.00
912796RM3	10628	01GRF	U.S. Treasury	Fair	8,480,000.00	2.723	11/07/2019	98.580	03/31/2019	8,359,643.36	8,343,572.83	8,359,643.36
961214BK8	10653	01GRF	WestPac Banking Corp	Fair	5,000,000.00	2.904	11/19/2019	101.365	03/31/2019	5,068,260.00	5,061,076.82	5,068,260.00
912796RN1	10656	01GRF	U.S. Treasury	Fair	4,100,000.00	2.566	12/05/2019	98.405	03/31/2019	4,034,613.20	4,029,674.15	4,034,613.20
63254AAT5	10652	01GRF	National Australia Bank Ltd	Fair	5,000,000.00	2.900	01/10/2020	99.686	03/31/2019	4,984,330.00	4,975,300.99	4,984,330.00
912796RY7	10674	01GRF	U.S. Treasury	Fair	4,100,000.00	2.552	01/30/2020	98.038	03/31/2019	4,019,590.80	4,014,321.71	4,019,590.80
3130ADN32	10658	01GRF	Federal Home Loan Bank	Fair	3,500,000.00	2.603	02/11/2020	99.696	03/31/2019	3,489,388.00	3,485,836.35	3,489,388.00
64952WBY8	10650	01GRF	New York Life Global	Fair	2,780,000.00	2.841	02/11/2020	99.390	03/31/2019	2,763,053.12	2,759,115.34	2,763,053.12
3133EKAF3	10667	01GRF	Federal Farm Credit Bank	Fair	6,000,000.00	2.540	02/12/2020	100.100	03/31/2019	6,006,048.00	5,999,989.55	6,006,048.00
742651DU3	10673	01GRF	Private Expt Fdg	Fair	1,904,000.00	2.568	03/15/2020	99.888	03/31/2019	1,901,867.52	1,898,415.23	1,901,867.52
59217GCL1	10672	01GRF	METLIFE	Fair	6,000,000.00	2.893	01/08/2021	99.352	03/31/2019	5,961,162.00	5,949,577.23	5,961,162.00
3134GSZ57	10675	01GRF	Federal Home Loan Mtg Corp	Fair	4,703,000.00	2.706	08/24/2021	100.011	03/31/2019	4,703,540.85	4,702,312.86	4,703,540.85
86960BAQ5	10679	01GRF	Svenska Handelsbanken	Fair	6,191,000.00	2.859	09/07/2021	97.914	03/31/2019	6,061,905.27	6,048,699.03	6,061,905.27
89233P5F99	10677	01GRF	TOYOTA Motor Credit CP	Fair	1,400,000.00	2.680	09/15/2021	102.057	03/31/2019	1,428,802.20	1,423,752.61	1,428,802.20
63254AAU2	10676	01GRF	National Australia Bank Ltd	Fair	3,200,000.00	3.096	01/10/2022	99.819	03/31/2019	3,194,233.60	3,174,944.85	3,194,233.60
78012KZG5	10678	01GRF	Royal Bank of Canada	Fair	5,000,000.00	2.698	02/01/2022	100.235	03/31/2019	5,011,760.00	5,006,819.77	5,011,760.00
				Subtotal	238,727,002.94	2.495				237,596,992.44	237,494,393.57	237,596,992.44
Operating Fund												
38145C752	10108	01OF	Goldman Sachs Ila Fed Port	Amort	18,462.00	1.335		100.000	03/31/2019	18,462.00	18,462.00	18,462.00
912796RY7	10660	01OF	U.S. Treasury	Fair	6,180,000.00	2.547	01/30/2020	98.038	03/31/2019	6,058,797.84	6,051,255.50	6,058,797.84
				Subtotal	6,198,462.00	2.543				6,077,259.84	6,069,717.50	6,077,259.84
Reserve Maintenance Fund												
38145C752	10106	01RMF	Goldman Sachs Ila Fed Port	Amort	22,707.06	1.335		100.000	03/31/2019	22,707.06	22,707.06	22,707.06
912796RY7	10661	01RMF	U.S. Treasury	Fair	5,000,000.00	2.547	01/30/2020	98.038	03/31/2019	4,901,940.00	4,895,837.78	4,901,940.00

Data Updated: ~REPORT~: 04/05/2019 11:21
Run Date: 04/05/2019 - 11:21

Portfolio DRJ
AP
IC (PRF_IC) 7.1.1
Report Ver. 7.3.2

Delaware River Joint TBC
Investment Classification
March 31, 2019

Page 3

CUSIP	Investment #	Fund	Issuer	Investment Class	Par Value	YTM	Maturity Date	Market Price	Market Date	Market Value	Book Value	Reported Value
Subtotal					5,022,707.06	2.541				4,924,647.06	4,918,544.84	4,924,647.06
Scudder Falls Insurance Reserv												
38145C752	10506	01SFIR	Goldman Sachs Illa Fed Port	Amort	383.40	0.001		100.000	03/31/2019	383.40	383.40	383.40
9128282K5	10507	01SFIR	U.S. Treasury	Fair	4,054,000.00	1.270	07/31/2019	99.531	03/31/2019	4,034,986.74	4,055,388.45	4,034,986.74
Subtotal					4,054,383.40	1.269				4,035,370.14	4,055,771.85	4,035,370.14
Debt Service Reserve 2005A												
38145C752	10110	05DSRF05	Goldman Sachs Illa Fed Port	Amort	18,504.65	1.335		100.000	03/31/2019	18,504.65	18,504.65	18,504.65
912796QH5	10622	05DSRF05	U.S. Treasury	Fair	2,040,000.00	2.500	05/23/2019	99.662	03/31/2019	2,033,112.96	2,032,824.87	2,033,112.96
912796RY7	10662	05DSRF05	U.S. Treasury	Fair	980,000.00	2.547	01/30/2020	98.038	03/31/2019	960,780.24	959,584.21	960,780.24
Subtotal					3,038,504.65	2.508				3,012,397.85	3,010,913.73	3,012,397.85
Construction Fund 2017												
38145C752	10424	06CF17	Goldman Sachs Illa Fed Port	Amort	0.00	0.001		100.000	03/31/2019	0.00	0.00	0.00
PAINVEST	10463	06CF17	PA Invest	Amort	17,110,726.84	2.463		100.000	03/31/2019	17,110,726.84	17,110,726.84	17,110,726.84
55607LRC0	10639	06CF17	Macquarie Group	Fair	6,750,000.00	2.847	04/12/2019	99.904	03/31/2019	6,743,553.75	6,744,183.75	6,743,553.75
3137EADZ9	10512	06CF17	Federal Home Loan Mtg Corp	Fair	6,000,000.00	1.548	04/15/2019	99.946	03/31/2019	5,996,814.00	5,999,027.26	5,996,814.00
82124MRR3	10633	06CF17	Sheffield Receivables	Fair	5,400,000.00	2.834	04/25/2019	99.813	03/31/2019	5,389,945.20	5,389,920.00	5,389,945.20
3130ACL93	10519	06CF17	Federal Home Loan Bank	Fair	3,000,000.00	1.599	04/26/2019	99.929	03/31/2019	2,997,888.00	2,999,789.72	2,997,888.00
912828ST8	10489	06CF17	U.S. Treasury	Fair	10,000,000.00	1.338	04/30/2019	99.900	03/31/2019	9,990,080.00	9,999,304.26	9,990,080.00
037833AQ3	10645	06CF17	Apple Inc	Fair	5,000,000.00	2.609	05/06/2019	99.953	03/31/2019	4,997,665.00	4,997,500.00	4,997,665.00
912828R44	10521	06CF17	U.S. Treasury	Fair	13,000,000.00	1.552	05/15/2019	99.815	03/31/2019	12,976,067.00	12,989,525.12	12,976,067.00
88602USG6	10640	06CF17	Thunder Bay Funding LLC CP	Fair	5,000,000.00	2.896	05/16/2019	99.666	03/31/2019	4,983,345.00	4,982,125.00	4,983,345.00
3130ABF92	10514	06CF17	Federal Home Loan Bank	Fair	6,000,000.00	1.528	05/28/2019	99.832	03/31/2019	5,989,968.00	5,998,570.46	5,989,968.00
912828SX9	10617	06CF17	Federal Home Loan Bank	Fair	6,600,000.00	2.503	05/31/2019	99.784	03/31/2019	6,585,744.00	6,585,234.37	6,585,744.00
65558KT38	10629	06CF17	Nordea Bank	Fair	6,500,000.00	2.816	06/03/2019	99.542	03/31/2019	6,470,262.50	6,468,661.86	6,470,262.50
67983UT45	10642	06CF17	Old Line Funding LLC	Fair	5,000,000.00	2.940	06/04/2019	99.530	03/31/2019	4,976,530.00	4,974,222.22	4,976,530.00
89119BTM8	10618	06CF17	Toronto Dominion	Fair	7,800,000.00	2.773	06/21/2019	99.408	03/31/2019	7,753,870.80	7,752,702.74	7,753,870.80
3130A8DB6	10520	06CF17	Federal Home Loan Bank	Fair	14,000,000.00	1.600	06/21/2019	99.707	03/31/2019	13,959,078.00	13,985,365.97	13,959,078.00
3130ACJ96	10511	06CF17	Federal Home Loan Bank	Fair	5,000,000.00	1.597	06/28/2019	99.761	03/31/2019	4,988,050.00	4,988,857.14	4,988,050.00
89233HU93	10641	06CF17	TOYOTA Motor Credit CP	Fair	10,000,000.00	2.886	07/09/2019	99.286	03/31/2019	9,928,630.00	9,922,725.00	9,928,630.00
3137EAEB1	10515	06CF17	Federal Home Loan Mtg Corp	Fair	6,000,000.00	1.572	07/19/2019	99.522	03/31/2019	5,971,350.00	5,987,676.67	5,971,350.00
78013WUR9	10632	06CF17	Royal Bank of Canada	Fair	5,500,000.00	2.928	07/25/2019	99.158	03/31/2019	5,453,690.00	5,449,927.08	5,453,690.00
87019SUS1	10646	06CF17	SwedBank	Fair	5,000,000.00	2.779	07/26/2019	99.180	03/31/2019	4,959,000.00	4,956,190.49	4,959,000.00
912828TH3	10491	06CF17	U.S. Treasury	Fair	10,000,000.00	1.342	07/31/2019	99.484	03/31/2019	9,948,400.00	9,984,786.58	9,948,400.00
912796QV4	10627	06CF17	U.S. Treasury	Fair	10,500,000.00	2.593	08/15/2019	99.105	03/31/2019	10,406,088.00	10,400,087.60	10,406,088.00

Data Updated: ~REPORT~: 04/05/2019 11:21
Run Date: 04/05/2019 - 11:21

Portfolio DRJ
AP
IC (PRF_IC) 7.1.1
Report Ver. 7.3.2

Delaware River Joint TBC
Investment Classification
March 31, 2019

Page 4

CUSIP	Investment #	Fund	Issuer	Investment Class	Par Value	YTM	Maturity Date	Market Price	Market Date	Market Value	Book Value	Reported Value
Construction Fund 2017												
2254EBVK4	10654	06CF17	Credit Suisse 355	Fair	4,300,000.00	2.793	08/19/2019	98.981	03/31/2019	4,256,208.80	4,254,348.32	4,256,208.80
64105SVU9	10655	06CF17	Nestle Capital Corp CP	Fair	5,000,000.00	2.626	08/28/2019	98.929	03/31/2019	4,946,465.00	4,946,815.28	4,946,465.00
06742QU91	10671	06CF17	Bardays US Funding LLC	Fair	2,700,000.00	2.806	09/03/2019	98.803	03/31/2019	2,667,705.30	2,668,031.23	2,667,705.30
55607LW34	10643	06CF17	TOYOTA Motor Credit CP	Fair	5,000,000.00	3.168	09/03/2019	98.867	03/31/2019	4,943,350.00	4,933,909.74	4,943,350.00
313312PS3	10647	06CF17	Federal Farm Credit Bank	Fair	4,000,000.00	2.641	11/25/2019	98.464	03/31/2019	3,938,568.00	3,932,302.21	3,938,568.00
82124MZD5	10680	06CF17	Sheffield Receivables	Fair	5,000,000.00	2.755	12/13/2019	98.075	03/31/2019	4,903,780.00	4,905,422.22	4,903,780.00
				Subtotal	195,160,726.84	2.275				194,232,823.19	194,317,939.13	194,232,823.19
Debt Service Reserve Fund 2012												
38145C752	10260	06DSRF12A	Goldman Sachs Ila Fed Port	Amort	16,861.76	1.335		100.000	03/31/2019	16,861.76	16,861.76	16,861.76
912796QH5	10623	06DSRF12A	U.S. Treasury	Fair	1,910,000.00	2.500	05/23/2019	99.662	03/31/2019	1,903,551.84	1,903,282.10	1,903,551.84
912796RY7	10663	06DSRF12A	U.S. Treasury	Fair	1,000,000.00	2.547	01/30/2020	98.038	03/31/2019	980,388.00	979,167.56	980,388.00
				Subtotal	2,926,861.76	2.509				2,900,801.60	2,899,311.42	2,900,801.60
Debt Service Reserve Fund 2015												
38145C752	10349	06DSRF15	Goldman Sachs Ila Fed Port	Amort	41,093.06	1.335		100.000	03/31/2019	41,093.06	41,093.06	41,093.06
912796QH5	10624	06DSRF15	U.S. Treasury	Fair	4,250,000.00	2.500	05/23/2019	99.662	03/31/2019	4,235,652.00	4,235,051.81	4,235,652.00
912796RY7	10664	06DSRF15	U.S. Treasury	Fair	5,700,000.00	2.547	01/30/2020	98.038	03/31/2019	5,588,211.60	5,581,255.07	5,588,211.60
				Subtotal	9,991,093.06	2.522				9,864,956.66	9,857,399.94	9,864,956.66
Debt Service Reserve Fund 2017												
38145C752	10425	06DSRF17	Goldman Sachs Ila Fed Port	Amort	17,965.37	1.335		100.000	03/31/2019	17,965.37	17,965.37	17,965.37
912796QH5	10665	06DSRF17	U.S. Treasury	Fair	4,800,000.00	2.434	05/23/2019	99.662	03/31/2019	4,783,795.20	4,783,464.00	4,783,795.20
912796RY7	10666	06DSRF17	U.S. Treasury	Fair	26,500,000.00	2.547	01/30/2020	98.038	03/31/2019	25,980,282.00	25,947,940.23	25,980,282.00
				Subtotal	31,317,965.37	2.529				30,782,042.57	30,749,369.60	30,782,042.57
				Total	497,813,976.95	2.400				494,803,561.22	494,749,631.45	494,803,561.22

DELAWARE RIVER JOINT TOLL BRIDGE COMMISSION
Meeting of April 29, 2019
TOLL TRAFFIC AND REVENUE STATISTICS (March, 2019)

Summary: The Commission experienced an increase in total toll revenue for March 2019 in comparison to the March 2018 traffic and revenue statistics. Total toll traffic also reflected an increase for the month.

Analysis of March 2019 / March 2018 toll revenue data comparison:

- An overall toll revenue increase of 5.29 percent was recorded at the Commission's seven toll bridges for the month.
- Commercial-vehicle toll revenue reflected a 5.90 percent increase.
- Passenger-vehicle toll revenue generated a 3.53 percent increase.

Analysis of March 2019 / March 2018 traffic data comparison:

- Total toll traffic increased by 119,898 vehicles, or 3.82 percent for the month.
- Commercial-vehicle traffic increased by 35,910 vehicles, or 8.15 percent.
- Passenger-vehicle toll traffic increased by 83,988 vehicles, or 3.11 percent.
- Average daily toll traffic for the Commission's seven toll bridges for March 2019 was 105,128 total vehicles as compared to 101,260 total vehicles in March 2018.
- Total recorded westbound traffic volume at the 11 vehicular toll supported bridges for March 2019 increased by 62,636 vehicles, or 2.51 percent as compared to March 2018.

Traffic analysis for 2019 YTD:

- Total YTD toll traffic for the seven toll bridges is reflecting a 1.43 percent increase through the first quarter of 2019 as compared to the same period in 2018.
- Westbound traffic on the eleven toll supported bridges is reflecting a 0.42 percent decrease for the first three months of 2019 when compared to last year.

REGION REVIEW:

Southern Region

Total toll traffic at Trenton-Morrisville (TM) reflected a 6.32 percent increase for March 2019 when compared to March 2018 as the result of increases of 37,582 cars and 9,276 trucks. At New Hope-Lambertville (NHL), an increase of 6,419 cars and an increase of 1,389 trucks combined to generate an increase in total toll traffic of 5.40 percent for March 2019 as compared to March 2018.

Central Region

The I-78 Toll Bridge recorded an increase of 3.28 percent in total toll traffic for the month of March 2019 when compared to March 2018 as the result of the increases of 12,786 cars and 16,473 trucks. At the Easton-Phillipsburg (EP) Toll Bridge, increases of 4,577 passenger vehicles and 1,247 trucks combined to generate a 1.33 percent increase in total toll traffic for March 2019.

Northern Region

Portland-Columbia (PC) experienced a 6.96 percent increase in total toll traffic during March 2019 compared to March 2018 as a result of the increases of 6,012 automobiles and 846 trucks. At the Delaware Water Gap (DWG) Toll Bridge, an increase of 18,591 passenger vehicles combined with an increase of 6,432 trucks to generate an overall increase of 3.43 percent in total toll traffic for March 2019 as compared to March 2018. At Milford-Montague (MM), a decrease of 1,979 passenger vehicles and an increase of 247 trucks combined to produce a 1.81 percent decrease in total toll traffic for the month of March 2019.

E-ZPass Penetration Rates

The table below provides a comparison of the *E-ZPass* penetration rates for the Commission's seven (7) toll bridges for the months of March, 2019 and March, 2018, and the year-to-date periods ending March 31, 2019 and March 31, 2018.

		<i>E-ZPass</i> PENETRATION RATES					
		MAR. 2019	MAR. 2018	Change in Monthly Percentage	YTD 2019	YTD 2018	Change in YTD Percentage
All Toll Bridges	Cars	70.36	69.09	1.27	70.89	69.40	1.49
	Trucks	90.53	86.58	3.95	90.62	88.20	2.42
	Total	73.31	71.55	1.76	73.87	72.18	1.69
Trenton - Morrisville	Cars	67.98	66.54	1.44	68.53	67.28	1.25
	Trucks	91.35	78.54	12.81	91.46	86.47	4.99
	Total	69.63	67.30	2.33	70.22	68.54	1.68
New Hope - Lambertville	Cars	84.55	82.78	1.77	84.78	83.40	1.38
	Trucks	88.33	85.39	2.94	88.40	85.56	2.84
	Total	84.79	82.92	1.87	85.01	83.52	1.49
I-78	Cars	73.02	71.84	1.18	73.32	71.67	1.65
	Trucks	90.96	87.86	3.10	90.98	88.61	2.37
	Total	77.95	76.10	1.85	78.37	76.39	1.98
Easton - Phillipsburg	Cars	69.72	69.23	0.49	70.27	69.59	0.68
	Trucks	84.17	82.45	1.72	84.71	82.38	2.33
	Total	70.52	69.93	0.59	71.08	70.25	0.83
Portland - Columbia	Cars	63.93	63.12	0.81	63.79	63.46	0.33
	Trucks	91.43	90.98	0.45	91.66	90.56	1.10
	Total	66.09	65.23	0.86	65.92	65.38	0.54
Delaware Water Gap	Cars	69.41	68.01	1.40	70.40	68.14	2.26
	Trucks	90.78	87.94	2.84	90.94	89.27	1.67
	Total	72.89	71.19	1.70	73.80	71.79	2.01
Milford - Montague	Cars	64.05	61.02	3.03	64.17	61.95	2.22
	Trucks	83.39	80.12	3.27	83.87	78.61	5.26
	Total	64.61	61.52	3.09	64.77	62.37	2.40

DELAWARE RIVER JOINT TOLL BRIDGE COMMISSION

ALL TOLL BRIDGES

COMPARATIVE STATEMENT OF TOLL TRAFFIC AND REVENUE

MARCH 2019

JANUARY 1, 2018 MARCH 31, 2018 90 DAYS		JANUARY 1, 2019 MARCH 31, 2019 90 DAYS		VEHICLE CLASS	MONTH OF MARCH 2019 31 DAYS		MONTH OF MARCH 2018 31 DAYS	
NUMBER OF VEHICLES	TOTAL REVENUE	NUMBER OF VEHICLES	TOTAL REVENUE		NUMBER OF VEHICLES	TOTAL REVENUE	NUMBER OF VEHICLES	TOTAL REVENUE
7,607,899	\$ 7,637,381.00	7,689,616	\$ 7,724,156.00	Passenger	2,782,447	\$ 2,796,421.00	2,698,459	\$ 2,710,500.00
-	(291,244.30)	-	(291,111.35)	Discounts *	-	(84,462.45)	-	(91,078.95)
7,607,899	\$ 7,346,136.70	7,689,616	\$ 7,433,044.65	TOTAL PASSENGER	2,782,447	\$ 2,711,958.55	2,698,459	\$ 2,619,421.05
192,878	1,241,865.30	210,942	1,357,939.05	2-Axle Trucks	74,844	481,813.80	54,917	353,709.20
103,508	1,225,003.20	94,961	1,124,002.80	3-Axle Trucks	32,851	388,618.80	33,620	397,842.00
115,905	1,821,923.20	110,613	1,739,001.60	4-Axle Trucks	38,774	609,547.20	38,675	607,860.80
880,418	17,259,172.00	920,692	18,037,206.00	5-Axle Trucks	319,349	6,255,384.00	304,131	5,962,634.00
26,545	619,411.20	28,067	653,380.80	6-Axle Trucks	10,493	244,058.40	8,888	207,528.00
1,051	30,316.00	796	24,006.40	7-Axle Trucks	212	6,499.60	382	11,172.00
-	-	-	-	Permits	-	-	-	-
1,320,305	\$ 22,197,690.90	1,366,071	\$ 22,935,536.65	TOTAL TRUCKS	476,523	\$ 7,985,921.80	440,613	\$ 7,540,746.00
8,928,204	\$ 29,543,827.60	9,055,687	\$ 30,368,581.30	TOTAL TOLL VEHICLES	3,258,970	10,697,880.35	3,139,072	10,160,167.05
99,202	\$ 328,264.75	100,619	\$ 337,428.68	DAILY AVERAGE	105,128	\$ 345,092.91	101,260	\$ 327,747.32
Rate Change				Rate Change				
Traffic (toll)		1.43%	Traffic (toll)		3.82%			
Autos		1.07%	Autos		3.11%			
Trucks		3.47%	Trucks		8.15%			
Revenue		2.79%	Revenue		5.29%			
Autos		1.18%	Autos		3.53%			
Trucks		3.32%	Trucks		5.90%			

* Discounts represents rebates for commuter discounts earned when a customer crosses the Commission's bridges 20 times in a 35 day period, as well as discounts for employee's, and Commission vehicle's non-revenue crossings.

DELAWARE RIVER JOINT TOLL BRIDGE COMMISSION

TRENTON - MORRISVILLE TOLL BRIDGE

COMPARATIVE STATEMENT OF TOLL TRAFFIC AND REVENUE

MARCH 2019

JANUARY 1, 2018 MARCH 31, 2018 90 DAYS		JANUARY 1, 2019 MARCH 31, 2019 90 DAYS		VEHICLE CLASS	MONTH OF MARCH 2019 31 DAYS		MONTH OF MARCH 2018 31 DAYS	
NUMBER OF VEHICLES	TOTAL REVENUE	NUMBER OF VEHICLES	TOTAL REVENUE		NUMBER OF VEHICLES	TOTAL REVENUE	NUMBER OF VEHICLES	TOTAL REVENUE
1,995,437	\$ 1,999,911.00	2,021,670	\$ 2,027,015.00	Passenger	732,176	\$ 734,332.00	694,594	\$ 696,398.00
	(61,178.97)		(65,075.11)	Discounts *		(19,238.41)		(19,036.13)
1,995,437	\$ 1,938,732.03	2,021,670	\$ 1,961,939.89	TOTAL PASSENGER	732,176	\$ 715,093.59	694,594	\$ 677,361.87
32,180	207,753.65	56,500	364,847.60	2-Axle Trucks	20,191	130,438.10	11,254	72,656.35
28,627	341,204.40	26,889	320,236.80	3-Axle Trucks	9,176	109,003.20	8,916	106,222.80
22,334	354,158.40	18,760	297,692.80	4-Axle Trucks	7,131	113,099.20	6,965	110,334.40
55,701	1,093,686.00	57,331	1,125,402.00	5-Axle Trucks	19,264	378,062.00	19,377	380,462.00
393	9,278.40	425	10,108.80	6-Axle Trucks	144	3,424.80	113	2,666.40
73	2,048.00	44	1,231.60	7-Axle Trucks	16	453.20	21	592.00
-	-			Permits			-	-
139,308	\$ 2,008,128.85	159,949	\$ 2,119,519.60	TOTAL TRUCKS	55,922	\$ 734,480.50	46,646	\$ 672,933.95
2,134,745	\$ 3,946,860.88	2,181,619	\$ 4,081,459.49	TOTAL TOLL VEHICLES	788,098	\$ 1,449,574.09	741,240	\$ 1,350,295.82
23,719	\$ 43,854.01	24,240	\$ 45,349.55	DAILY AVERAGE	25,423	\$ 46,760.45	23,911	\$ 43,557.93
Rate Change				Rate Change				
Traffic (toll)				Traffic (toll)				6.32%
Autos				Autos				5.41%
Trucks				Trucks				19.89%
Revenue				Revenue				7.35%
Autos				Autos				5.57%
Trucks				Trucks				9.15%

* Discounts represents rebates for commuter discounts earned when a customer crosses the Commission's bridges 20 times in a 35 day period, as well as discounts for employee's and Commission vehicle's non-revenue crossings.

DELAWARE RIVER JOINT TOLL BRIDGE COMMISSION

NEW HOPE - LAMBERTVILLE TOLL BRIDGE

COMPARATIVE STATEMENT OF TOLL TRAFFIC AND REVENUE

MARCH 2019

JANUARY 1, 2018 MARCH 31, 2018 90 DAYS		JANUARY 1, 2019 MARCH 31, 2019 90 DAYS		VEHICLE CLASS	MONTH OF MARCH 2019 31 DAYS		MONTH OF MARCH 2018 31 DAYS	
NUMBER OF VEHICLES	TOTAL REVENUE	NUMBER OF VEHICLES	TOTAL REVENUE		NUMBER OF VEHICLES	TOTAL REVENUE	NUMBER OF VEHICLES	TOTAL REVENUE
390,980	\$ 392,372.00	398,793	\$ 400,790.00	Passenger	143,036	\$ 143,857.00	136,617	\$ 137,191.00
	(17,782.98)		(21,798.08)	Discounts *		(7,307.98)		(5,587.01)
390,980	\$ 374,589.02	398,793	\$ 378,991.92	TOTAL PASSENGER	143,036	\$ 136,549.02	136,617	\$ 131,603.99
8,196	52,776.10	12,525	80,739.10	2-Axle Trucks	4,272	27,546.35	3,032	19,520.80
3,699	43,980.00	3,201	37,958.40	3-Axle Trucks	1,171	13,867.20	1,223	14,564.40
2,265	35,297.60	2,320	36,251.20	4-Axle Trucks	906	14,156.80	808	12,564.80
7,715	151,972.00	8,564	168,634.00	5-Axle Trucks	2,893	56,996.00	2,835	55,880.00
241	5,503.20	305	7,003.20	6-Axle Trucks	126	2,904.00	77	1,776.00
11	308.00	3	84.00	7-Axle Trucks	1	28.00	5	140.00
				Permits	-	-		
22,127	\$ 289,836.90	26,918	\$ 330,669.90	TOTAL TRUCKS	9,369	\$ 115,498.35	7,980	\$ 104,446.00
413,107	\$ 664,425.92	425,711	\$ 709,661.82	TOTAL TOLL VEHICLES	152,405	\$ 252,047.37	144,597	\$ 236,049.99
4,590	\$ 7,382.51	4,730	\$ 7,885.13	DAILY	4,916	\$ 8,130.56	4,664	\$ 7,614.52
Rate Change				Rate Change				
Traffic (toll)				Traffic (toll)				5.40%
Autos				Autos				4.70%
Trucks				Trucks				17.41%
Revenue				Revenue				6.78%
Autos				Autos				3.76%
Trucks				Trucks				10.58%

* Discounts represents rebates for commuter discounts earned when a customer crosses the Commission's bridges 20 times in a 35 day period, as well as discounts for employee's and Commission vehicle's non-revenue crossings.

DELAWARE RIVER JOINT TOLL BRIDGE COMMISSION

178 TOLL BRIDGE

COMPARATIVE STATEMENT OF TOLL TRAFFIC AND REVENUE

MARCH 2019

JANUARY 1, 2018 MARCH 31, 2018 90 DAYS		JANUARY 1, 2019 MARCH 31, 2019 90 DAYS		VEHICLE CLASS	MONTH OF MARCH 2019 31 DAYS		MONTH OF MARCH 2018 31 DAYS	
NUMBER OF VEHICLES	TOTAL REVENUE	NUMBER OF VEHICLES	TOTAL REVENUE		NUMBER OF VEHICLES	TOTAL REVENUE	NUMBER OF VEHICLES	TOTAL REVENUE
1,850,433	\$ 1,860,786.00	1,825,140	\$ 1,837,437.00	Passenger	667,908	\$ 672,840.00	655,122	\$ 659,185.00
	(84,840.15)		(73,211.45)	Discounts *		(19,259.49)		(26,611.66)
1,850,433	\$ 1,775,945.85	1,825,140	\$ 1,764,225.55	TOTAL PASSENGER	667,908	\$ 653,580.51	655,122	\$ 632,573.34
66,768	429,234.00	65,656	421,739.50	2-Axle Trucks	23,359	150,048.60	17,866	114,843.95
34,784	410,042.40	35,511	418,476.00	3-Axle Trucks	11,896	140,292.00	11,601	136,846.80
50,998	797,465.60	54,836	858,660.80	4-Axle Trucks	17,866	279,398.40	16,948	264,961.60
542,717	10,623,524.00	555,527	10,874,038.00	5-Axle Trucks	192,898	3,775,182.00	184,333	3,611,106.00
17,444	406,320.00	19,043	442,562.40	6-Axle Trucks	7,208	167,380.80	5,870	137,040.00
697	19,946.00	479	14,323.20	7-Axle Trucks	109	3,244.40	245	7,103.20
				Permits				
713,408	\$ 12,686,532.00	731,052	\$ 13,029,799.90	TOTAL TRUCKS	253,336	\$ 4,515,546.20	236,863	\$ 4,271,901.55
2,563,841	\$ 14,462,477.85	2,556,192	\$ 14,794,025.45	TOTAL TOLL VEHICLES	921,244	\$ 5,169,126.71	891,985	\$ 4,904,474.89
28,487	\$ 160,694.20	28,402	\$ 164,378.06	DAILY AVERAGE	29,718	\$ 166,746.02	28,774	\$ 158,208.87
Rate Change					Rate Change			
Traffic (toll)					Traffic (toll)			
Autos					Autos			
Trucks					Trucks			
Revenue					Revenue			
Autos					Autos			
Trucks					Trucks			

* Discounts represents rebates for commuter discounts earned when a customer crosses the Commission's bridges 20 times in a 35 day period, as well as discounts for employee's and Commission vehicle's non-revenue crossings.

DELAWARE RIVER JOINT TOLL BRIDGE COMMISSION

EASTON - PHILLIPSBURG TOLL BRIDGE

COMPARATIVE STATEMENT OF TOLL TRAFFIC AND REVENUE

MARCH 2019

JANUARY 1, 2018 MARCH 31, 2018 90 DAYS		JANUARY 1, 2019 MARCH 31, 2019 90 DAYS		VEHICLE CLASS	MONTH OF MARCH 2019 31 DAYS		MONTH OF MARCH 2018 31 DAYS	
NUMBER OF VEHICLES	TOTAL REVENUE	NUMBER OF VEHICLES	TOTAL REVENUE		NUMBER OF VEHICLES	TOTAL REVENUE	NUMBER OF VEHICLES	TOTAL REVENUE
1,145,925	\$ 1,149,430.00 (38,158.72)	1,167,467	\$ 1,171,738.00 (40,035.48)	Passenger Discounts *	419,658	\$ 421,437.00 (11,719.59)	415,081	\$ 416,523.00 (11,847.11)
1,145,925	\$ 1,111,271.28	1,167,467	\$ 1,131,702.52	TOTAL PASSENGER	419,658	\$ 409,717.41	415,081	\$ 404,675.89
18,859	121,795.05	25,909	167,164.40	2-Axle Trucks	9,115	58,783.40	7,057	45,596.85
8,031	95,157.60	8,090	96,008.40	3-Axle Trucks	2,765	32,882.40	2,775	32,911.20
6,377	101,179.20	7,142	113,212.80	4-Axle Trucks	2,823	44,774.40	2,257	35,822.40
29,022	569,958.00	28,026	551,174.00	5-Axle Trucks	9,549	187,860.00	10,884	213,840.00
215	5,104.80	178	4,212.00	6-Axle Trucks	70	1,653.60	101	2,402.40
11	308.00	8	232.00	7-Axle Trucks	2	64.00	3	84.00
		-		Permits	-	-		
62,515	\$ 893,502.65	69,353	\$ 932,003.60	TOTAL TRUCKS	24,324	\$ 326,017.80	23,077	\$ 330,656.85
1,208,440	\$ 2,004,773.93	1,236,820	\$ 2,063,706.12	TOTAL TOLL VEHICLES	443,982	\$ 735,735.21	438,158	\$ 735,332.74
13,427	\$ 22,275.27	13,742	\$ 22,930.07	DAILY AVERAGE	14,322	\$ 23,733.39	14,134	\$ 23,720.41
Rate Change				Rate Change				
Traffic (toll)				Traffic (toll)				1.33%
Autos				Autos				1.10%
Trucks				Trucks				5.40%
Revenue				Revenue				0.05%
Autos				Autos				1.25%
Trucks				Trucks				-1.40%

* Discounts represents rebates for commuter discounts earned when a customer crosses the Commission's bridges 20 times in a 35 day period, as well as discounts for employee's and Commission vehicle's non-revenue crossings.

DELAWARE RIVER JOINT TOLL BRIDGE COMMISSION

PORTLAND - COLUMBIA TOLL BRIDGE

COMPARATIVE STATEMENT OF TOLL TRAFFIC AND REVENUE

MARCH 2019

JANUARY 1, 2018 MARCH 31, 2018 90 DAYS		JANUARY 1, 2019 MARCH 31, 2019 90 DAYS		VEHICLE CLASS	MONTH OF MARCH 2019 31 DAYS		MONTH OF MARCH 2018 31 DAYS	
NUMBER OF VEHICLES	TOTAL REVENUE	NUMBER OF VEHICLES	TOTAL REVENUE		NUMBER OF VEHICLES	TOTAL REVENUE	NUMBER OF VEHICLES	TOTAL REVENUE
260,867	\$ 262,402.00	264,528	\$ 266,074.00	Passenger	97,155	\$ 97,745.00	91,143	\$ 91,761.00
	(12,416.06)		(14,252.32)	Discounts *		(4,964.32)		(4,073.35)
260,867	\$ 249,985.94	264,528	\$ 251,821.68	TOTAL PASSENGER	97,155	\$ 92,780.68	91,143	\$ 87,687.65
4,544	29,358.55	5,365	34,531.25	2-Axle Trucks	1,852	11,916.45	1,729	11,174.80
1,326	15,822.00	1,892	22,496.40	3-Axle Trucks	712	8,455.20	509	6,069.60
6,869	109,716.80	5,838	93,049.60	4-Axle Trucks	2,250	35,851.20	2,652	42,345.60
7,038	139,356.00	8,604	170,148.00	5-Axle Trucks	3,419	67,616.00	2,534	50,136.00
90	2,157.60	139	3,324.00	6-Axle Trucks	62	1,483.20	25	600.00
2	56.00	6	168.00	7-Axle Trucks	-	-	-	-
-				Permits	-	-	-	-
19,869	\$ 296,466.95	21,844	\$ 323,717.25	TOTAL TRUCKS	8,295	\$ 125,322.05	7,449	\$ 110,326.00
280,736	\$ 546,452.89	286,372	\$ 575,538.93	TOTAL TOLL VEHICLES	105,450	\$ 218,102.73	98,592	\$ 198,013.65
3,119	\$ 6,071.70	3,182	\$ 6,394.88	DAILY AVERAGE	3,402	\$ 7,035.57	3,180	\$ 6,387.54
Rate Change				Rate Change				
Traffic (toll)				Traffic (toll)				6.96%
Autos				Autos				6.60%
Trucks				Trucks				11.36%
Revenue				Revenue				10.15%
Autos				Autos				5.81%
Trucks				Trucks				13.59%

* Discounts represents rebates for commuter discounts earned when a customer crosses the Commission's bridges 20 times in a 35 day period, as well as discounts for employee's and Commission vehicle's non-revenue crossings.

DELAWARE RIVER JOINT TOLL BRIDGE COMMISSION

DELAWARE WATER GAP TOLL BRIDGE

COMPARATIVE STATEMENT OF TOLL TRAFFIC AND REVENUE

MARCH 2019

JANUARY 1, 2018 MARCH 31, 2018 90 DAYS		JANUARY 1, 2019 MARCH 31, 2019 90 DAYS		VEHICLE CLASS	MONTH OF MARCH 2019 31 DAYS		MONTH OF MARCH 2018 31 DAYS	
NUMBER OF VEHICLES	TOTAL REVENUE	NUMBER OF VEHICLES	TOTAL REVENUE		NUMBER OF VEHICLES	TOTAL REVENUE	NUMBER OF VEHICLES	TOTAL REVENUE
1,703,436	\$ 1,710,444.00	1,756,354	\$ 1,764,004.00	Passenger	631,071	\$ 634,193.00	612,480	\$ 615,519.00
-	(65,249.67)	-	(64,262.54)	Discounts *	-	(18,053.32)	-	(20,432.50)
1,703,436	\$ 1,645,194.33	1,756,354	\$ 1,699,741.46	TOTAL PASSENGER	631,071	\$ 616,139.68	612,480	\$ 595,086.50
58,886	378,732.25	40,377	259,360.40	2-Axle Trucks	14,555	93,456.35	12,765	82,098.90
26,486	312,189.60	18,975	224,032.80	3-Axle Trucks	6,988	82,410.00	8,353	98,328.00
26,599	416,734.40	21,237	332,481.60	4-Axle Trucks	7,561	118,481.60	8,890	139,361.60
235,912	4,634,866.00	260,239	5,100,258.00	5-Axle Trucks	90,489	1,773,076.00	83,310	1,634,268.00
8,136	190,423.20	7,932	185,090.40	6-Axle Trucks	2,873	66,972.00	2,692	62,803.20
257	7,650.00	255	7,939.60	7-Axle Trucks	84	2,710.00	108	3,252.80
-	-	-	-	Permits	-	-	-	-
356,276	\$ 5,940,595.45	349,015	\$ 6,109,162.80	TOTAL TRUCKS	122,550	\$ 2,137,105.95	116,118	\$ 2,020,112.50
2,059,712	\$ 7,585,789.78	2,105,369	\$ 7,808,904.26	TOTAL TOLL VEHICLES	753,621	\$ 2,753,245.63	728,598	\$ 2,615,199.00
22,886	\$ 84,286.55	23,393	\$ 86,765.60	DAILY AVERAGE	24,310	\$ 88,814.38	23,503	\$ 84,361.26
Rate Change					Rate Change			
Traffic (toll)		2.22%			Traffic (toll)		3.43%	
Autos		3.11%			Autos		3.04%	
Trucks		-2.04%			Trucks		5.54%	
Revenue		2.94%			Revenue		5.28%	
Autos		3.32%			Autos		3.54%	
Trucks		2.84%			Trucks		5.79%	

* Discounts represents rebates for commuter discounts earned when a customer crosses the Commission's bridges 20 times in a 35 day period, as well as discounts for employee's and Commission vehicle's non-revenue crossings.

DELAWARE RIVER JOINT TOLL BRIDGE COMMISSION
MILFORD - MONTAGUE TOLL BRIDGE
COMPARATIVE STATEMENT OF TOLL TRAFFIC AND REVENUE
MARCH 2019

JANUARY 1, 2018 MARCH 31, 2018 90 DAYS		JANUARY 1, 2019 MARCH 31, 2019 90 DAYS		VEHICLE CLASS	MONTH OF MARCH 2019 31 DAYS		MONTH OF MARCH 2018 31 DAYS	
NUMBER OF VEHICLES	TOTAL REVENUE	NUMBER OF VEHICLES	TOTAL REVENUE		NUMBER OF VEHICLES	TOTAL REVENUE	NUMBER OF VEHICLES	TOTAL REVENUE
260,821	\$ 262,036.00	255,664	\$ 257,098.00	Passenger	91,443	\$ 92,017.00	93,422	\$ 93,923.00
	(11,617.75)		(12,476.37)	Discounts *		(3,919.34)		(3,491.19)
260,821	\$ 250,418.25	255,664	\$ 244,621.63	TOTAL PASSENGER	91,443	\$ 88,097.66	93,422	\$ 90,431.81
3,445	22,215.70	4,610	29,556.80	2-Axle Trucks	1,500	9,624.55	1,214	7,817.55
555	6,607.20	403	4,794.00	3-Axle Trucks	143	1,708.80	243	2,899.20
463	7,371.20	480	7,652.80	4-Axle Trucks	237	3,785.60	155	2,470.40
2,313	45,810.00	2,401	47,552.00	5-Axle Trucks	837	16,592.00	858	16,942.00
26	624.00	45	1,080.00	6-Axle Trucks	10	240.00	10	240.00
-	-	1	28.00	7-Axle Trucks	-	-	-	-
				Permits	-	-	-	-
6,802	\$ 82,628.10	7,940	\$ 90,663.60	TOTAL TRUCKS	2,727	\$ 31,950.95	2,480	\$ 30,369.15
267,623	\$ 333,046.35	263,604	\$ 335,285.23	TOTAL TOLL VEHICLES	94,170	\$ 120,048.61	95,902	\$ 120,800.96
2,974	\$ 3,700.52	2,929	\$ 3,725.39	DAILY AVERAGE	3,038	\$ 3,872.54	3,094	\$ 3,896.81
Rate Change				Rate Change				
Traffic (toll)				Traffic (toll)				
Autos				Autos				
Trucks				Trucks				
Revenue				Revenue				
Autos				Autos				
Trucks				Trucks				

* Discounts represents rebates for commuter discounts earned when a customer crosses the Commission's bridges 20 times in a 35 day period, as well as discounts for employee's and Commission vehicle's non-revenue crossings.

Delaware River Joint Toll Bridge Commission
Toll Supported Bridge - Westbound Traffic Counts
March 2019

	Westbound Volume					
Bridge	March 2019	March 2018	% Change	YTD 2019	YTD 2018	% Change
Lower Trenton	373,936	354,192	5.57%	1,039,755	1,012,237	2.72%
Calhoun Street	280,413	281,647	-0.44%	772,138	826,634	-6.59%
Scudder Falls ¹	833,665	857,886	-2.82%	2,414,673	2,539,524	-4.92%
Washington Crossing ²	118,389	98,086	20.70%	308,682	286,232	7.84%
New Hope - Lambertville	217,149	241,061	-9.92%	616,758	656,763	-6.09%
Centre Bridge - Stockton	71,927	67,136	7.14%	186,017	179,370	3.71%
Uhlerstown - Frenchtown	92,482	70,096	31.94%	242,320	184,438	31.38%
Upper Black Eddy - Milford	56,738	56,484	0.45%	159,778	159,641	0.09%
Riegelsville	50,002	43,685	14.46%	135,974	124,128	9.54%
Northampton Street	373,807	361,903	3.29%	1,040,316	1,044,628	-0.41%
Riverton - Belvidere ³	90,009	63,704	41.29%	242,151	175,124	38.27%
Total ⁴	2,558,517	2,495,881	2.51%	7,158,562	7,188,720	-0.42%

NOTES:

1. Scudder Falls bridge under construction since June 2017
2. Monitoring large jump. It could be due to SFB construction.
3. 2018 EB & WB data was reversed. This has since been corrected.

Delaware River Joint Toll Bridge Commission
Toll Supported Bridge - Two Way Traffic Counts
March 2019

Bridge	Total Volume					
	March 2019	March 2018	% Change	YTD 2019	YTD 2018	% Change
Lower Trenton	463,662	446,416	3.86%	1,287,170	1,273,999	1.03%
Calhoun Steet	459,538	477,203	-3.70%	1,280,642	1,399,388	-8.49%
Scudder Falls ¹	1,529,699	1,470,884	4.00%	4,381,606	4,382,927	-0.03%
Washington Crossing ²	192,485	163,011	18.08%	506,542	477,864	6.00%
New Hope - Lambertville	418,890	444,517	-5.77%	1,138,369	1,322,873	-13.95%
Centre Bridge - Stockton	131,431	124,305	5.73%	359,360	348,474	3.12%
Uhlerstown - Frenchtown	151,914	127,743	18.92%	410,150	344,302	19.13%
Upper Black Eddy-Milford	103,942	101,591	2.31%	289,308	287,875	0.50%
Riegelsville	93,799	92,754	1.13%	257,701	260,741	-1.17%
Northampton Street	518,329	512,041	1.23%	1,460,185	1,551,353	-5.88%
Riverton - Belvidere ³	154,144	148,786	3.60%	415,919	412,059	0.94%
Total	4,217,833	4,109,251	2.64%	11,786,952	12,061,855	-2.28%

NOTES:

1. Scudder Falls bridge under construction since June 2017
2. Monitoring large jump. It could be due to SFB construction.
3. 2018 EB & WB data was reversed. This has since been corrected.

Delaware River Joint Toll Bridge Commission
Toll Bridge - Two Way Traffic Counts
March 2019

Bridge	Total Volume (all classes)					
	March 2019	March 2018	% Change	YTD 2019	YTD 2018	% Change
Trenton - Morrisville	1,883,681	1,818,654	3.58%	5,267,969	5,212,423	1.07%
New Hope - Lambertville	364,946	345,633	5.59%	1,018,097	989,725	2.87%
Interstate 78	1,898,564	1,852,878	2.47%	5,232,530	5,259,184	-0.51%
Easton - Phillipsburg	1,087,331	1,065,214	2.08%	3,038,998	2,993,807	1.51%
Portland - Columbia	231,125	216,321	6.84%	635,694	607,624	4.62%
Delaware Water Gap	1,446,108	1,405,344	2.90%	4,012,439	4,007,965	0.11%
Milford - Montague	205,673	198,293	3.72%	577,589	556,645	3.76%
Total	7,117,428	6,902,337	3.12%	19,783,316	19,627,373	0.79%

NOTES:

DELAWARE RIVER JOINT TOLL BRIDGE COMMISSION

Meeting of April 29, 2019

STATISTICAL SUMMARY OF EXPENDITURES

This includes reports entitled **"Budget vs Actual"** covering the month of March 2019 and the three month year-to-date ("YTD") operations of fiscal year 2019 relative to Toll Bridges, Toll Supported Bridges and Administration departments.

Total expense plus encumbrance totaled \$3,733,780 for the month of March. For the 2019 fiscal period, total expense plus encumbrances amounted to \$16,961,787 or 85.5% of the YTD operating budget.

Expense categories are within their normal line item budgets. There were no unusual expenses recorded during the month.

Delaware River Joint Toll Bridge Commission
Budget vs Actual
For the Three Months Ending March 31, 2019

TOTAL COMMISSION

	Annual Budget 2019	YTD Budget 2019	Expended For The Month	Expended Year To Date	Encumbered	Remaining Annual Budget
Regular Employee Salaries	\$23,473,003	6,257,674	\$2,578,868	\$6,042,224	\$0	\$17,430,779
Part-Time Employee Wages	314,000	78,400	16,592	33,130	0	280,870
Summer Employee Wages	100,000	0	0	0	0	100,000
Overtime Wages	475,472	147,438	138,583	215,558	0	259,913
Pension Contributions	7,429,914	1,960,924	832,701	1,918,675	0	5,511,239
FICA Contributions	1,948,510	514,370	218,470	500,362	0	1,448,148
Regular Employee Healthcare Benefits	12,554,640	3,134,831	780,710	2,469,617	0	10,085,024
Life Insurance Benefits	235,178	58,652	19,346	58,118	0	177,060
Unemployment Compensation Benefits	44,100	11,025	7	221	0	43,879
Utility Expense	963,825	297,174	58,694	164,641	102,972	696,212
Office Expense	295,733	134,584	23,038	38,424	45,344	211,966
Telecommunication Expense	1,414,121	402,096	111,823	318,138	16,155	1,079,828
Information Technology Expense	733,984	173,928	49,400	109,808	29,958	594,218
Professional Development/Meetings	654,743	177,153	21,631	70,942	0	583,800
Vehicle Maintenance Expense and Fuel	461,701	296,846	44,787	96,453	234,738	130,509
Operations Maintenance Expense	1,502,394	762,425	173,167	296,256	267,593	938,546
ESS Operating Maintenance Expense	1,500,000	375,000	62,852	224,544	5,918	1,269,538
Commission Expense	22,050	5,513	704	3,803	0	18,247
Toll Collection Expense	75,291	46,788	11,012	16,497	35,159	23,634
Uniform Expense	173,622	41,902	3,911	9,691	0	163,931
Business Insurance	3,367,199	839,549	228,234	746,487	0	2,620,712
Licenses & Inspections Expense	10,878	4,122	760	2,632	0	8,246
Advertising	59,980	11,133	181	1,567	0	58,413
Professional Services	1,597,000	455,507	118,747	368,849	0	1,228,151
State Police Bridge Security	5,685,192	1,492,235	453,546	1,361,249	0	4,323,943
EZPass Equipment/Maintenance	1,326,270	331,568	70,528	229,217	0	1,097,053
General Contingency	300,000	75,000	0	0	0	300,000
EZPass Operating Expense	5,841,514	1,075,222	139,029	926,847	0	4,914,667
Total	\$72,560,314	\$19,161,059	\$6,157,323	\$16,223,951	\$737,836	\$55,598,527

Delaware River Joint Toll Bridge Commission
Budget vs Actual
For the Three Months Ending March 31, 2019

ADMINISTRATION*

	Annual Budget 2019	YTD Budget 2019	Expended For The Month	Expended Year To Date	Encumbered	Remaining Annual Budget
OPERATING EXPENSE						
Regular Employee Salaries	\$4,260,587	1,131,105	\$503,937	\$1,173,877	\$0	\$3,086,709
Overtime Wages	5,596	1,399	161	267	0	5,329
Pension Contributions	1,257,509	333,847	142,288	332,033	0	925,476
FICA Contributions	326,325	86,634	38,314	89,085	0	237,239
Regular Employee Healthcare Benefits	1,471,492	352,823	87,134	288,157	0	1,183,335
Life Insurance Benefits	40,687	10,029	3,481	10,356	0	30,331
Unemployment Compensation Benefits	44,100	11,025	7	221	0	43,879
Utility Expense	64,500	0	0	0	0	64,500
Office Expense	220,783	101,860	18,956	32,095	39,669	149,019
Telecommunication Expense	76,817	17,823	5,580	22,015	0	54,802
Information Technology Expense	710,000	167,363	49,400	109,808	29,958	570,234
Professional Development/Meetings	142,397	51,299	1,101	41,115	0	101,282
Vehicle Maintenance Expense and Fuel	7,768	1,405	0	0	0	7,768
Operations Maintenance Expense	56,000	0	0	0	0	56,000
Commission Expense	22,050	5,513	704	3,803	0	18,247
Uniform Expense	4,000	0	0	0	0	4,000
Business Insurance	143,393	33,598	(19,985)	1,828	0	141,565
Advertising	59,980	11,133	181	1,567	0	58,413
Professional Services	1,352,000	394,250	118,747	357,421	0	994,579
General Contingency	300,000	75,000	0	0	0	300,000
EZPass Operating Expense	20,300	5,075	0	0	0	20,300
OPERATING EXPENSE SUBTOTAL	\$10,586,283	\$2,791,180	\$950,005	\$2,463,648	\$69,627	\$8,053,007
ADM OPS ALLOCATION						
TES Allocation			17,009	38,823		
ADM OPS ALLOCATION SUBTOTAL			\$17,009	\$38,823		
TOTAL EXPENSES			\$967,014	\$2,502,471		

* Includes Executive, Human Resources, Accounting, EZPass, Purchasing, Information Technology, Community Affairs and Contract/Compliance.

Delaware River Joint Toll Bridge Commission
Budget vs Actual
For the Three Months Ending March 31, 2019

ADMINISTRATION - OPERATIONS*

	Annual Budget 2019	YTD Budget 2019	Expended For The Month	Expended Year To Date	Encumbered	Remaining Annual Budget
OPERATING EXPENSE						
Regular Employee Salaries	\$3,192,487	857,367	\$338,122	\$788,389	\$0	\$2,404,098
Overtime Wages	34,000	8,500	2,126	4,875	0	29,125
Pension Contributions	1,294,780	341,882	144,488	331,810	0	962,970
FICA Contributions	332,506	87,779	37,627	85,636	0	246,871
Regular Employee Healthcare Benefits	1,628,033	407,582	100,341	300,434	0	1,327,600
Life Insurance Benefits	41,183	10,296	3,548	10,605	0	30,578
Office Expense	36,456	12,014	1,141	2,276	899	33,280
Telecommunication Expense	148,182	37,045	7,933	32,162	0	116,020
Professional Development/Meetings	482,099	120,386	19,579	28,407	0	453,692
Vehicle Maintenance Expense and Fuel	3,000	750	0	0	0	3,000
ESS Operating Maintenance Expense	1,500,000	375,000	62,852	224,544	5,918	1,269,538
Toll Collection Expense	300	75	0	0	0	300
Uniform Expense	23,744	5,936	890	4,138	0	19,606
Business Insurance	75,009	18,752	6,437	19,310	0	55,699
Professional Services	245,000	61,257	0	11,429	0	233,571
OPERATING EXPENSE SUBTOTAL	\$9,036,778	\$2,344,622	\$725,084	\$1,844,013	\$6,817	\$7,185,948
ADM OPS ALLOCATION						
TES Allocation			(128,616)	(293,569)		
Toll Operation Allocation			(81,073)	(192,165)		
Bridge Maint Allocation			(70,531)	(166,411)		
Maint/Toll Allocation			(26,882)	(64,013)		
PSBS Allocation			(311,174)	(827,303)		
ADM OPS ALLOCATION SUBTOTAL			(\$618,275)	(\$1,543,463)		
TOTAL EXPENSES			\$106,808	\$300,551		

* Includes Engineering, Training & Employee Safety, Maintenance/Toll Operation, Public Safety and Bridge Security.

Delaware River Joint Toll Bridge Commission
Budget vs Actual
For the Three Months Ending March 31, 2019

SOUTHERN REGION TOLL BRIDGE

	Annual Budget 2019	YTD Budget 2019	Expended For The Month	Expended Year To Date	Encumbered	Remaining Annual Budget
OPERATING EXPENSE						
Regular Employee Salaries	\$3,054,367	831,754	\$359,764	\$830,760	\$0	\$2,223,607
Part-Time Employee Wages	61,760	16,972	2,582	4,599	0	57,161
Summer Employee Wages	40,232	0	0	0	0	40,232
Overtime Wages	65,856	24,729	23,481	34,796	0	31,060
Pension Contributions	920,466	247,845	102,717	235,885	0	684,580
FICA Contributions	246,499	66,372	29,114	65,784	0	180,716
Regular Employee Healthcare Benefits	1,784,575	446,965	111,536	354,462	0	1,430,112
Life Insurance Benefits	29,492	7,373	2,441	7,393	0	22,100
Utility Expense	274,155	79,468	15,760	55,777	36,355	182,024
Office Expense	6,419	2,786	501	843	834	4,741
Telecommunication Expense	144,906	50,091	20,290	34,426	0	110,481
Information Technology Expense	11,778	3,192	0	0	0	11,778
Professional Development/Meetings	5,116	1,210	0	337	0	4,779
Vehicle Maintenance Expense and Fuel	124,734	74,991	13,572	31,316	79,777	13,641
Operations Maintenance Expense	315,774	149,921	(1,116)	38,302	41,828	235,644
Toll Collection Expense	19,610	12,995	2,986	4,302	9,467	5,841
Uniform Expense	31,408	8,386	278	1,279	0	30,129
Business Insurance	692,086	173,021	56,168	168,504	0	523,582
Licenses & Inspections Expense	1,392	1,233	493	1,892	0	(500)
State Police Bridge Security	1,097,811	288,151	87,580	262,857	0	834,953
EZPass Equipment/Maintenance	373,013	93,253	19,840	64,380	0	308,634
EZPass Operating Expense	1,179,779	295,288	38,330	255,530	0	924,250
OPERATING EXPENSE SUBTOTAL	\$10,481,229	\$2,875,996	\$886,317	\$2,453,423	\$168,262	\$7,859,545
ADM OPS ALLOCATION						
TES Allocation			21,564	49,221		
Toll Operation Allocation			24,322	57,650		
Bridge Maint Allocation			15,517	36,610		
Maint/Toll Allocation			5,376	12,803		
PSBS Allocation			51,735	141,927		
ADM OPS ALLOCATION SUBTOTAL			\$118,514	\$298,211		
TOTAL EXPENSES			\$1,004,831	\$2,751,634		

Delaware River Joint Toll Bridge Commission
Budget vs Actual
For the Three Months Ending March 31, 2019

CENTRAL REGION TOLL BRIDGE

	Annual Budget 2019	YTD Budget 2019	Expended For The Month	Expended Year To Date	Encumbered	Remaining Annual Budget
OPERATING EXPENSE						
Regular Employee Salaries	\$4,171,520	1,137,038	\$451,958	\$1,085,349	\$0	\$3,086,170
Part-Time Employee Wages	134,750	33,687	8,814	18,163	0	116,587
Summer Employee Wages	41,012	0	0	0	0	41,012
Overtime Wages	105,482	26,372	29,963	47,667	0	57,815
Pension Contributions	1,284,878	345,966	143,383	329,272	0	955,606
FICA Contributions	339,776	91,488	36,931	86,462	0	253,314
Regular Employee Healthcare Benefits	2,410,741	603,794	151,114	484,876	0	1,925,865
Life Insurance Benefits	39,836	9,959	3,182	9,736	0	30,100
Utility Expense	305,770	106,154	20,030	50,549	37,489	217,732
Office Expense	11,947	6,616	1,030	1,523	1,656	8,768
Telecommunication Expense	417,913	140,561	30,502	88,075	16,155	313,684
Information Technology Expense	5,106	1,633	0	0	0	5,106
Professional Development/Meetings	13,716	1,896	951	1,058	0	12,658
Vehicle Maintenance Expense and Fuel	122,059	84,300	12,618	19,125	64,075	38,859
Operations Maintenance Expense	518,589	280,975	98,616	138,254	111,912	268,423
Toll Collection Expense	25,870	16,022	3,594	5,054	12,174	8,642
Uniform Expense	25,674	5,745	2,019	2,885	0	22,789
Business Insurance	868,105	217,026	70,600	211,801	0	656,304
Licenses & Inspections Expense	4,018	802	192	260	0	3,758
State Police Bridge Security	1,502,028	394,248	119,827	359,642	0	1,142,386
EZPass Equipment/Maintenance	455,905	113,976	24,233	80,310	0	375,595
EZPass Operating Expense	1,846,909	461,727	60,005	400,030	0	1,446,879
OPERATING EXPENSE SUBTOTAL	\$14,651,604	\$4,079,988	\$1,269,564	\$3,420,091	\$243,460	\$10,988,053
ADM OPS ALLOCATION						
TES Allocation			29,122	66,472		
Toll Operation Allocation			32,429	76,866		
Bridge Maint Allocation			21,159	49,923		
Maint/Toll Allocation			8,602	20,484		
PSBS Allocation			51,735	141,927		
ADM OPS ALLOCATION SUBTOTAL			\$143,048	\$355,673		
TOTAL EXPENSES			\$1,412,611	\$3,775,764		

Delaware River Joint Toll Bridge Commission
Budget vs Actual
For the Three Months Ending March 31, 2019

NORTHERN REGION TOLL BRIDGE

	Annual Budget 2019	YTD Budget 2019	Expended For The Month	Expended Year To Date	Encumbered	Remaining Annual Budget
OPERATING EXPENSE						
Regular Employee Salaries	\$4,268,426	1,162,917	\$485,484	\$1,120,010	\$0	\$3,148,416
Part-Time Employee Wages	117,490	27,741	5,196	10,368	0	107,122
Summer Employee Wages	18,757	0	0	0	0	18,757
Overtime Wages	152,317	51,151	43,711	75,433	0	76,884
Pension Contributions	1,304,119	351,147	145,530	334,203	0	969,916
FICA Contributions	348,610	93,867	40,348	90,821	0	257,788
Regular Employee Healthcare Benefits	2,379,433	602,251	149,099	477,831	0	1,901,602
Life Insurance Benefits	40,762	10,190	3,451	10,241	0	30,521
Utility Expense	196,212	79,313	16,601	40,717	29,128	126,366
Office Expense	11,648	9,188	1,411	1,636	2,285	7,726
Telecommunication Expense	343,845	85,961	25,813	75,922	0	267,923
Information Technology Expense	7,100	1,739	0	0	0	7,100
Professional Development/Meetings	4,702	685	0	26	0	4,676
Vehicle Maintenance Expense and Fuel	140,660	86,130	13,027	35,613	53,879	51,169
Operations Maintenance Expense	369,092	202,132	47,885	89,984	90,108	188,999
Toll Collection Expense	29,511	17,696	4,432	7,141	13,518	8,852
Uniform Expense	25,245	5,281	572	1,120	0	24,125
Business Insurance	760,528	190,132	62,264	186,792	0	573,736
Licenses & Inspections Expense	2,744	936	75	300	0	2,444
State Police Bridge Security	983,538	258,157	78,464	235,496	0	748,042
EZPass Equipment/Maintenance	497,351	124,338	26,455	84,526	0	412,825
EZPass Operating Expense	1,252,526	313,131	40,694	271,288	0	981,238
OPERATING EXPENSE SUBTOTAL	\$13,254,616	\$3,674,084	\$1,190,514	\$3,149,468	\$188,919	\$9,916,229
ADM OPS ALLOCATION						
TES Allocation			29,506	67,349		
Toll Operation Allocation			24,322	57,650		
Bridge Maint Allocation			16,927	39,939		
Maint/Toll Allocation			6,452	15,363		
PSBS Allocation			77,603	212,891		
ADM OPS ALLOCATION SUBTOTAL			\$154,810	\$393,192		
TOTAL EXPENSES			\$1,345,324	\$3,542,659		

Delaware River Joint Toll Bridge Commission
Budget vs Actual
For the Three Months Ending March 31, 2019

SOUTHERN DIVISION TOLL SUPPORTED BRIDGES

	Annual Budget 2019	YTD Budget 2019	Expended For The Month	Expended Year To Date	Encumbered	Remaining Annual Budget
OPERATING EXPENSE						
Regular Employee Salaries	\$2,511,371	588,514	\$220,944	\$516,362	\$0	\$1,995,009
Overtime Wages	61,033	22,491	26,123	35,617	0	25,416
Pension Contributions	758,859	176,176	85,132	195,816	0	563,044
FICA Contributions	196,789	45,686	18,694	41,690	0	155,099
Regular Employee Healthcare Benefits	1,628,033	407,757	103,177	317,594	0	1,310,439
Life Insurance Benefits	23,983	5,996	1,548	4,731	0	19,252
Utility Expense	76,745	20,559	5,106	11,716	0	65,029
Office Expense	7,500	1,875	0	0	0	7,500
Telecommunication Expense	109,824	27,456	8,326	24,962	0	84,861
Professional Development/Meetings	4,165	1,041	0	0	0	4,165
Vehicle Maintenance Expense and Fuel	46,063	37,969	3,751	8,581	29,469	8,012
Operations Maintenance Expense	169,009	93,719	19,920	21,695	20,091	127,222
Uniform Expense	53,409	14,082	0	0	0	53,409
Business Insurance	625,967	156,492	35,954	107,863	0	518,104
Licenses & Inspections Expense	882	773	0	180	0	702
State Police Bridge Security	1,602,087	420,512	127,809	383,600	0	1,218,487
EZPass Operating Expense	1,542,000	0	0	0	0	1,542,000
OPERATING EXPENSE SUBTOTAL	\$9,417,719	\$2,021,097	\$656,486	\$1,670,407	\$49,560	\$7,697,752
ADM OPS ALLOCATION						
TES Allocation			16,284	37,169		
Bridge Maint Allocation			9,169	21,634		
Maint/Toll Allocation			3,495	8,322		
PSBS Allocation			81,949	211,101		
ADM OPS ALLOCATION SUBTOTAL			\$110,897	\$278,225		
TOTAL EXPENSES			\$767,382	\$1,948,632		

Delaware River Joint Toll Bridge Commission
Budget vs Actual
For the Three Months Ending March 31, 2019

NORTHERN DIVISION TOLL SUPPORTED BRIDGES

	Annual Budget 2019	YTD Budget 2019	Expended For The Month	Expended Year To Date	Encumbered	Remaining Annual Budget
OPERATING EXPENSE						
Regular Employee Salaries	\$2,014,245	548,979	\$218,659	\$527,476	\$0	\$1,486,769
Overtime Wages	51,188	12,797	13,017	16,904	0	34,284
Pension Contributions	609,303	164,061	69,164	159,656	0	449,647
FICA Contributions	158,006	42,544	17,442	40,884	0	117,121
Regular Employee Healthcare Benefits	1,252,333	313,659	78,310	246,263	0	1,006,070
Life Insurance Benefits	19,235	4,809	1,694	5,057	0	14,179
Utility Expense	46,443	11,681	1,196	5,882	0	40,561
Office Expense	980	245	0	49	0	931
Telecommunication Expense	172,634	43,158	13,378	40,578	0	132,056
Professional Development/Meetings	2,548	637	0	0	0	2,548
Vehicle Maintenance Expense and Fuel	17,416	11,301	1,818	1,818	7,538	8,060
Operations Maintenance Expense	73,930	35,678	7,862	8,020	3,654	62,257
Uniform Expense	10,141	2,472	152	269	0	9,872
Business Insurance	202,110	50,527	16,796	50,389	0	151,721
Licenses & Inspections Expense	1,842	378	0	0	0	1,842
State Police Bridge Security	499,728	131,167	39,867	119,654	0	380,075
OPERATING EXPENSE SUBTOTAL	\$5,132,085	\$1,374,093	\$479,355	\$1,222,900	\$11,192	\$3,897,993
ADM OPS ALLOCATION						
TES Allocation			15,130	34,536		
Bridge Maint Allocation			7,758	18,305		
Maint/Toll Allocation			2,957	7,041		
PSBS Allocation			48,152	119,457		
ADM OPS ALLOCATION SUBTOTAL			\$73,998	\$179,339		
TOTAL EXPENSES			\$553,353	\$1,402,239		

DELAWARE RIVER JOINT TOLL BRIDGE COMMISSION SYSTEM
STATEMENT OF REVENUE AND EXPENSES FOR THE THREE MONTHS ENDED MARCH 31, 2019

	Southern Toll Bridges	Central Toll Bridges	Northern Toll Bridges	Toll Bridges Subtotal	Southern Region TSB	Northern Region TSB	TSB Subtotal	Administration Operation	Administration Administrative	ADM Subtotal	TOTAL 2019	TOTAL 2018
TOLL REVENUE												
Net Toll Revenue	4,740,798	16,588,159	8,587,026	29,915,982	-	-	-	-	-	-	29,915,982	29,173,214
EZPass Fee	111,056	171,286	115,826	398,167	-	-	-	-	-	-	398,167	426,251
Net Violation Fee Income	130,716	281,645	157,715	570,076	-	-	-	-	-	-	570,076	2,450,856
REVENUE FROM TOLL	\$ 4,982,569	\$ 17,041,089	\$ 8,860,567	\$ 30,884,225	\$ -	\$ -	\$ -	\$ -	\$ -	\$ -	\$ 30,884,225	\$ 32,050,321
OPERATING EXPENSE												
Regular Employee Salaries	830,760	1,085,349	1,120,010	3,036,119	516,362	527,476	1,043,839	788,389	1,173,877	1,962,266	6,042,224	5,564,992
Part-Time Employee Wages	4,599	18,163	10,368	33,130	-	-	-	-	-	-	33,130	64,085
Summer Employee Wages	-	-	-	-	-	-	-	-	-	-	-	-
Overtime Wages	34,796	47,667	75,433	157,895	35,617	16,904	52,521	4,875	267	5,143	215,558	237,631
Pension Contributions	235,885	329,272	334,203	899,361	195,816	159,656	355,472	331,810	332,033	663,843	1,918,675	1,806,816
FICA Contributions	65,784	86,462	90,821	243,067	41,690	40,884	82,574	85,636	89,085	174,721	500,362	463,374
Regular Employee Healthcare Benefits	354,462	484,876	477,831	1,317,169	317,594	246,263	563,857	300,434	288,157	588,590	2,469,617	1,581,213
Life Insurance Benefits	7,393	9,736	10,241	27,369	4,731	5,057	9,788	10,605	10,356	20,961	58,118	56,222
Unemployment Compensation Benefits	-	-	-	-	-	-	-	-	221	221	221	12,041
Utility Expense	55,777	50,549	40,717	147,043	11,716	5,882	17,598	-	-	-	164,641	164,846
Office Expense	843	1,523	1,636	4,003	-	49	49	2,276	32,095	34,372	38,424	48,520
Telecommunication Expense	34,426	88,075	75,922	198,422	24,962	40,578	65,540	32,162	22,015	54,176	318,138	281,364
Information Technology Expense	-	-	-	-	-	-	-	-	109,808	109,808	109,808	111,122
Professional Development/Meetings	337	1,058	26	1,420	-	-	-	28,407	41,115	69,522	70,942	40,958
Vehicle Maintenance Expense and Fuel	31,316	19,125	35,613	86,054	8,581	1,818	10,400	-	-	-	96,453	70,156
Operations Maintenance Expense	38,302	138,254	89,984	266,540	21,695	8,020	29,716	-	-	-	296,256	317,309
ESS Operating Maintenance Expense	-	-	-	-	-	-	-	224,544	-	224,544	224,544	173,618
Commission Expense	-	-	-	-	-	-	-	-	3,803	3,803	3,803	3,754
Toll Collection Expense	4,302	5,054	7,141	16,497	-	-	-	-	-	-	16,497	7,943
Uniform Expense	1,279	2,885	1,120	5,284	-	269	269	4,138	-	4,138	9,691	6,982
Business Insurance	168,504	211,801	186,792	567,097	107,863	50,389	158,252	19,310	1,828	21,138	746,487	743,151
Licenses & Inspections Expense	1,892	260	300	2,452	180	-	180	-	-	-	2,632	1,266
Advertising	-	-	-	-	-	-	-	-	1,567	1,567	1,567	2,233
Professional Services	-	-	-	-	-	-	-	11,429	357,421	368,849	368,849	479,186
State Police Bridge Security	262,857	359,642	235,496	857,995	383,600	119,654	503,254	-	-	-	1,361,249	1,378,555
EZPass Equipment/Maintenance	64,380	80,310	84,526	229,217	-	-	-	-	-	-	229,217	291,125
General Contingency	-	-	-	-	-	-	-	-	-	-	-	-
EZPass Operating Expense	255,530	400,030	271,288	926,847	-	-	-	-	-	-	926,847	957,598
TOTAL OP., MAINT., & ADM	\$ 2,453,423	\$ 3,420,091	\$ 3,149,468	\$ 9,022,982	\$ 1,670,407	\$ 1,222,900	\$ 2,893,307	\$ 1,844,013	\$ 2,463,648	\$ 4,307,662	\$ 16,223,951	\$ 14,866,060
ADM OPS ALLOCATION												
TES Allocation	49,221	66,472	67,349	183,042	37,169	34,536	71,704	(293,569)	38,823	(254,746)	-	-
Toll Ops Allocation	57,650	76,866	57,650	192,165	-	-	-	(192,165)	-	(192,165)	-	-
Bridge Maint Allocation	36,610	49,923	39,939	126,473	21,634	18,305	39,939	(166,411)	-	(166,411)	-	-
Maint/Toll Allocation	12,803	20,484	15,363	48,650	8,322	7,041	15,363	(64,013)	-	(64,013)	-	-
PSBS Allocation	141,927	141,927	212,891	496,746	211,101	119,457	330,558	(827,303)	-	(827,303)	-	-
TOTAL ADM OPS ALLOCATION	\$ 298,211	\$ 355,673	\$ 393,192	\$ 1,047,076	\$ 278,225	\$ 179,339	\$ 457,564	\$(1,543,463)	\$ 38,823	\$(1,504,640)	\$ -	\$ -
OTHER OPERATING INC/EXP												
Other Operating Income	-	-	-	-	-	-	-	-	5,621	5,621	5,621	4,629
TOTAL OTHER OP INC	\$ -	\$ -	\$ -	\$ -	\$ -	\$ -	\$ -	\$ -	\$ 5,621	\$ 5,621	\$ 5,621	\$ 4,629
NET OPERATING INC	\$ 2,230,935	\$ 13,265,326	\$ 5,317,907	\$ 20,814,168	\$(1,948,632)	\$(1,402,239)	\$(3,350,871)	\$(300,551)	\$(2,496,850)	\$(2,797,401)	\$ 14,665,896	\$ 17,188,889
NON-OPERATING REV/EXP												
Interest Revenue	-	-	-	-	-	-	-	-	-	-	3,466,404	1,551,144
Other Non-Operating Revenue	-	-	-	-	-	-	-	-	-	-	21,317	-
Interest Expense	-	-	-	-	-	-	-	-	-	-	(7,476,913)	(7,611,157)
Depreciation Expense	-	-	-	-	-	-	-	-	-	-	(6,534,615)	(7,432,408)
TOTAL NON-OPS REV/EXP	\$ -	\$ -	\$ -	\$ -	\$ -	\$ -	\$ -	\$ -	\$ -	\$ -	\$(10,523,807)	\$(13,492,421)
CHANGE IN NET ASSETS	\$ -	\$ -	\$ -	\$ -	\$ -	\$ -	\$ -	\$ -	\$ -	\$ -	\$ 4,142,089	\$ 3,696,468

DELAWARE RIVER JOINT TOLL BRIDGE COMMISSION

Meeting of April 29, 2019

ADMINISTRATION

The following Pages reflect the reports on those items assigned to the Administration Department. Each item is reported separately and page numbered accordingly.

DELAWARE RIVER JOINT TOLL BRIDGE COMMISSION

Meeting of April 29, 2019

PURCHASING REPORT INDEX

MONTH OF MARCH 2019

SUBJECT	DESCRIPTION	PAGE NUMBER
Purchasing	Monthly Purchasing Report Covering the Month of March, 2019	1-6

DELAWARE RIVER JOINT TOLL BRIDGE COMMISSION

Meeting of April 29, 2019

MONTHLY PURCHASING REPORT

Month of March 2019

This report itemizes all orders for purchases made for the month of March, 2019, showing the divisions chargeable for the expense and the source of authority for issuance of the purchase order. This authority is broken into three categories:

- (1) By authority of the Commission
- (2) By authority of the Executive Director or his designate
- (3) By authority of the Director

The purchasing activities for the month of March 2019, culminated in the preparation and placement of 93 purchase orders in the total amount of \$1,575,876.31. For (13) of these purchases, (26) price inquiries were sent out for an average of two (2) inquiries per Order (26/13=2).

Procurements of over \$5,000.00 during the period of March 2019 are shown below:

- One (1) Purchase Order was issued, in the total amount of \$465,682.00 for ACS, CCTV and teledata cabling for the Scudder Falls BM/AET Building;
- (13) Purchase Orders were issued, in the total amount of \$370,826.25 for the liquid fuel needs of the Commission;
- Six (6) Purchase Orders were issued, in the total amount of \$323,471.55 for roadway salt for Commission Facilities;
- Four (4) Purchase Orders were let, in the total amount of \$136,154.30 for Maximo Computer Software Licensing and setup;
- A Purchase Order was issued, in the total amount of \$71,273.40 for trailer attenuators for the TM and DWG locations.

In addition to the practices employed incidental to purchase of materials, etc., from vendors on a direct basis, the Commission also purchases via direct utilization of the purchasing processes of the State of New Jersey, the Commonwealth of Pennsylvania and other joint purchasing arrangements.

DELAWARE RIVER JOINT TOLL BRIDGE COMMISSION
REPORT OF PURCHASING ACTIVITIES
March 2019

PO Number	Vendor Name	General Description	Req Dept	Contract/Resolution/ Comment	** BY AUTHORITY OF **		Director
					Commission	Director of Purchasing	
20190043	CHRIN HAULINGS INC.	MUNICIPAL WASTE SERVICE-I78	I78	PA 4400015276		2,623.00	
20190044	CHRIN HAULINGS INC.	MUNICIPAL WASTE SERVICE-PC	PC	PA 4400015276		918.00	
20190045	WASTE MANAGEMENT	MUNICIPAL WASTE SERVICE-EP	EP	PA 400014781		2,655.36	
20190046	WASTE MANAGEMENT	MUNICIPAL WASTE SERVICE-DWG	DWG	PA 4400014781		2,183.60	
20190047	WASTE MANAGEMENT	MUNICIPAL WASTE SERVICE-MM	MM	PA 4400014781		1,666.50	
20190048	MORTON SALT INC.	ROADWAY SALT-TM	TM	NJ A40201		30,728.50	
20190049	MORTON SALT INC.	ROADWAY SALT-NHL	NHL	NJ A40201		51,829.45	
20190050	MORTON SALT INC.	ROADWAY SALT-I78	I78	NJ A40201		121,640.85	
20190051	MORTON SALT INC.	ROADWAY SALT-EP	EP	NJ A40201		29,910.75	
20190052	MORTON SALT INC.	ROADWAY SALT-PC	PC	NJ A40201		49,600.00	
20190053	MORTON SALT INC.	ROADWAY SALT-MM	MM	NJ A40201		39,762.00	
20190054	YARDVILLE SUPPLY	SIDEWALK ICE MELT	PC			3,061.88	
20190055	ALLIED OIL LLC	LIQUID FUELS-DIESEL-2019-EP	EP	NJ T1845		11,987.50	
20190056	SUBURBAN PROPANE	LIQUID FUELS-2019-DWG	DWG	PA 4400012774		28,120.00	
20190057	NAUGHTON ENERGY CORP.	LIQUID FUELS-2019-MM	MM	PA 4400012491		34,272.50	
20190058	SUBURBAN PROPANE	LIQUID FUELS-2019-I78	I78	PA 4400012774		93,010.00	
20190059	SUBURBAN PROPANE	LIQUID FUELS-DIESEL-2019-PC	PC	PA 4400012774		7,500.00	
20190060	SUBURBAN PROPANE	LIQUID FUELS-GAS-2019-TM	TM	PA 4400012774		19,487.50	
20190061	SUBURBAN PROPANE	LIQUID FUELS-2019-PC	PC	PA 4400012774		23,000.00	
20190062	SUBURBAN PROPANE	LIQUID FUELS-GASOLINE-2019-NHL	NHL	PA 4400012774		16,863.75	
20190063	SUBURBAN PROPANE	LIQUID FUELS-DIESEL-2019-TM	TM	PA 4400012774		22,110.00	
20190064	SUBURBAN PROPANE	LIQUID FUELS-HTG OIL-2019-TM	TM	PA 4400012774		25,850.00	

DELAWARE RIVER JOINT TOLL BRIDGE COMMISSION
REPORT OF PURCHASING ACTIVITIES
March 2019

PO Number	Vendor Name	General Description	Req Dept	Contract/Resolution/ Comment	Commission	** BY AUTHORITY OF ** Director of Purchasing	Director
20190065	SUBURBAN PROPANE	LIQUID FUELS-DIESEL-2019-NHL	NHL	PA 4400012774		31,570.00	
20190066	AQUITAS SOLUTIONS, INC CAPITAL RESERVE	MAXIMO IMPLEMENTATION - DEC 20	IT	IT-01-11-18	947.52		
20190067	AQUITAS SOLUTIONS, INC CAPITAL RESERVE	MAXIMO IMPLEMENTATION - JAN 20	IT	IT-01-11-18	12,728.02		
20190068	PAPER MART INCORPORATED	COPY PAPER/TABS	NHL	NJ A58409		2,316.40	
20190069	SUBURBAN PROPANE	LIQUID FUELS-HTG OIL-2019-NHL	NHL	PA 4400012774		36,355.00	
20190070	WASTE MANAGEMENT	MUNICIPAL WASTE SERVICE TM	TM	PA 4400014781		7,588.50	
20190071	WASTE MANAGEMENT	MUNICIPAL WASTE SERVICE NHL	NHL	PA 4400014781		3,523.50	
20190072	ALLIED OIL LLC	LIQUID FUELS-GAS-2019-EP	EP	NJ T1845		20,700.00	
20190073	INDUSTRY SAFE	ADDL ADMIN TRAINING	TES			1,450.00	
20190074	CINTAS FIRST AID AND SAFETY	ZOLL AEDS / TRAINING EQUIPMENT	TES	US COM #12-JLH-011		12,827.00	
20190075	BINSKY SERVICE	HVAC SERVICE	NHL				147.89
20190076	SAFETY- KLEEN SYSTEMS, INC.	PART CLEANER SERVICE	NHL			355.40	
20190077	CASCADE WATER SERVICES INC.	BOILER WATER TREATMENT	NHL			125.00	
20190078	HOOVER TRUCK CENTER	FUEL TANK REPLACEMENT	DWG	NJ-A42068		1,834.51	
20190079	CDW-G	PRINTER REPLACEMENTS/SUPPLIES	IT	PA COSTARS 3		8,852.09	
20190080	ORION SFTY PROD/STANDARD FUSEE	FLARES FOR ROADWAY SAFETY	TM	PA 4400015999		524.17	
20190081	PPC LUBRICANTS	MOTOR OIL 55- GALLON DRUMS	DWG	PA 4400014545		1,496.55	
20190082	STARR UNIFORM	CLOTHING: TOLL UNIFORM	TM	PA COSTARS 12			104.73
20190083	GOODYEAR AUTO SERVICE CENTER	VEHICLE TIRES	NHL	PA 4400015997		3,621.00	
20190084	CRAMER'S HOME BUILDING CENTERS	HANDHELD TRIMMER CHAINSAW	PC			279.96	

DELAWARE RIVER JOINT TOLL BRIDGE COMMISSION
REPORT OF PURCHASING ACTIVITIES
March 2019

PO Number	Vendor Name	General Description	Req Dept	Contract/Resolution/ Comment	Commission	** BY AUTHORITY OF ** Director of Purchasing	Director
20190085	TRI-COUNTY PETROLEUM DBA PETRO CHOICE	VEHICLE LUBRICANTS, OIL	NHL			1,194.70	
20190086	AQUITAS SOLUTIONS, INC	MAXIMO LICENSING	IT	IT-01-11-18	112,970.76		
20190087	AQUITAS SOLUTIONS, INC CAPITAL RESERVE	MAXIMO SETUP	IT	IT-01-11-18	9,508.00		
20190088	DEJANA TRUCK & UTILITY EQUIPMENT COMPANY, INC.	EZSPREAD SALTING CONTROL-2	TM	PA COSTARS 25		1,521.06	
20190089	GOODYEAR AUTO SERVICE CENTER	VEHICLE TIRES	NHL	PA 4400015997		823.52	
20190090	CLAUDE S. CYPHERS, INC.	GREASE	DWG			309.95	
20190091	GRAINGER	STOP PADDLES	EP	NJ M-0003		2,227.50	
20190092	SCHNEIDER ELECTRIC BUILDING AMERICAS, INC. CAPITAL RESERVE	BM/AET ACS, CCTV & CABLING	ENG	4032-09-18	465,682.00		
20190093	FRED BEANS PARTS, INC	AUTOMOTIVE PARTS & ACCESSORIES	EP	NJ A78160		370.12	
20190094	FRED BEANS PARTS, INC	AUTOMOTIVE PARTS & ACCESSORIES	EP	NJ A78160		453.10	
20190095	FRED BEANS PARTS, INC	AUTOMOTIVE PARTS & ACCESSORIES	EP	NJ A78160		581.43	
20190096	FRED BEANS PARTS, INC	AUTOMOTIVE PARTS & ACCESSORIES	EP	NJ A78160		453.10	
20190097	FRED BEANS PARTS, INC	AUTOMOTIVE PARTS & ACCESSORIES	EP	NJ A78160		560.28	
20190098	INNOVATIVE SURFACE SOLUTIONS	MAGNESIUM CHLORIDE	MM			1,511.22	
20190099	J. FLETCHER CREAMER & SONS , INC	GUIDE RAIL REPAIR/REPLACE	EP	TTS-723A	7,625.00		
20190100	CROWN CASTLE	SOLEBURY TOWER ANNUAL LEASE	TM			13,905.00	
20190101	DEJANA TRUCK & UTILITY EQUIPMENT COMPANY, INC.	E-ZSPREAD CONTROLLERS	I78	PA COSTARS 25		1,521.06	
20190102	PITNEY BOWES	POSTAGE METER RENTAL TM	EO			820.00	
20190103	GRAINGER	STORAGE BIN CABINET	MM	NJ M-0003		1,311.46	
20190104	E.M. KUTZ, INC.	HYDRAULIC PUMP FOR MED. DUMP	EP			536.00	

DELAWARE RIVER JOINT TOLL BRIDGE COMMISSION
REPORT OF PURCHASING ACTIVITIES
March 2019

PO Number	Vendor Name	General Description	Req Dept	Contract/Resolution/ Comment	** BY AUTHORITY OF **		
					Commission	Director of Purchasing	Director
20190105	INNOVATIVE SURFACE SOLUTIONS	MAGNESIUM CHLORIDE	I78			5,785.00	
20190106	STARR UNIFORM	CLOTHING: ESS UNIFORM	I78	COSTARS 3		2,423.43	
20190107	FRED BEANS PARTS, INC	AUTOMOTIVE PARTS & ACCESSORIES	EP	NJ T-2760		370.12	
20190108	HUNTERDON HEALTHCARE	FIRST AID & CPR/AED COURSE	TES			2,040.00	
20190109	MS FOSTER	ROADWATCH SENSORS	ESS			2,350.00	
20190110	TRAFFIX DEVICES INC. CAPITAL RESERVE	TRAILER ATTENUATORS - 3	MULTI	PA 4400019970	71,273.40		
20190111	TURTLE & HUGHES	ELECTRICAL EQUIPMENT/SUPPLIES	EP			152.19	
20190112	DE LAGE LANDEN FINANCIAL SERV	ANNUAL LEASES-30 MFP COPIERS	MULTI	PA COSTARS 1		34,369.28	
20190113	J. FLETCHER CREAMER & SONS , INC	GUIDE RAIL REPAIR/REPLACE	PC	TTS-723A	450.00		
20190114	MOTOROLA INC. CAPITAL RESERVE	RADIO CHARGERS, ETC.	ESS	NJ T-0109	8,083.80		
20190115	FRED BEANS PARTS, INC	AUTO PARTS & ACCESSORIES	MM	NJ T-2760		1,679.65	
20190116	J. FLETCHER CREAMER & SONS , INC	GUIDE RAIL REPAIR/REPLACE	PC	TTS-723A	10,300.00		
20190117	J. FLETCHER CREAMER & SONS , INC	GUIDE RAIL REPAIR/REPLACE	I78	TTS-723A	7,400.00		
20190118	J. FLETCHER CREAMER & SONS , INC	GUIDE RAIL REPAIR/REPLACE	EP	TTS-723A	3,900.00		
20190119	GARDEN STATE HIGHWAY PRODUCTS	SPEEDI DRI ABSORBENT	TM	NJ T-0121		425.00	
20190120	HILLTOP SALES & SERVICE, INC.	JOHN DEER GATOR PARTS	I78			312.52	
20190121	HOOVER TRUCK CENTER	TRUCK BRAKES/PARTS	DWG	NJ-A42068		776.60	
20190122	BERGEY'S TIRE	VEHICLE TIRES	I78	PA 4400015997		4,694.07	
20190123	GARDEN STATE HIGHWAY PRODUCTS	HIGHWAY SIGNS	I78	NJ T-0121		337.50	
20190124	OTIS ELEVATOR COMPANY	ELEVATOR PM & EMERGENT SERVICE	MULTI			4,500.00	

DELAWARE RIVER JOINT TOLL BRIDGE COMMISSION
REPORT OF PURCHASING ACTIVITIES
March 2019

PO Number	Vendor Name	General Description	Req Dept	Contract/Resolution/ Comment	** BY AUTHORITY OF **		
					Commission	Director of Purchasing	Director
20190125	GOODYEAR COMMERCIAL TIRE AND SERVICE CENTER	VEHICLE TIRES	TM	PA 4400015997		1,766.69	
20190126	ABE MATERIALS EASTON	STONE FOR EXIT #3 RAMP	I78			1,524.00	
20190127	CRAFCO INC	CRACK SEALER	I78	PA 4400018885		3,037.50	
20190128	CRAFCO INC	ROADWAY SEALER	DWG	PA 4400018885		2,196.97	
20190129	GREEN POND NURSERY INC.	LANDSCAPE-TOPSOIL/MULCH	I78			3,180.00	
20190130	GREEN POND NURSERY INC.	LANDSCAPE-MULCH	EP			2,625.00	
20190131	ORION SFTY PROD/STANDARD FUSEE	FLARES	I78	PA 4400015999		1,199.04	
20190132	ROTO-ROOTER SERVICES COMPANY	SERVICE FOR MAIN SEWER	TM			610.00	
20190133	NEW JERSEY ANALYTICAL LABORATORIES	WATER TESTING NHLT	NHL			1,000.00	
20190134	KNIGHTS BROTHERS, INC.	TREE REMOVAL	EP	PA 4400014469		5,080.00	
20190135	SCHAEDLER YESCO DISTRIBUTION	HIGHWAY POLE/BASE	DWG	PA 4400016345		2,020.91	
Purchase Order Count: 93					AUTHORITY TOTALS:	\$710,868.50	\$864,755.19
					GRAND TOTAL:	\$1,575,876.31	\$252.62

Delaware River Joint Toll Bridge Commission
Meeting of April 29, 2019

E-Z PASS REPORT
CUSTOMER SERVICE CENTER/VIOLATIONS PROCESSING CENTER
OPERATIONS (CSC/VPC) REPORT FOR THE E-ZPASS SYSTEM
MARCH 2019

SUBJECT	DESCRIPTION	PAGE NUMBER
E-ZPass CSC/VPC Operations Report	E-ZPass CSC/VPC Operations Report March	1-3

Delaware River Joint Toll Bridge Commission
Meeting of April 29, 2019

**E-Z PASS REPORT
CUSTOMER SERVICE CENTER/VIOLATIONS PROCESSING CENTER
OPERATIONS (CSC/VPC) REPORT FOR THE E-ZPASS SYSTEM
MARCH 2019**

E-ZPass Account and Transponder Information as reported by Conduent State and Local
Solutions, Inc. (CSC/VPC Provider)

Total Number of Migrated DRJTBC and NJ CSC E-ZPass Accounts

Migrated Business Accounts	Migrated Private Accounts	Total Number of Migrated Accounts	Total Number of NJ CSC Active Accounts
1,654	77,339	78,993	3,030,875

Total Number of Migrated DRJTBC (029) Transponders and NJ CSC E-ZPass Transponders

Migrated Business Account Transponders	Migrated Private Account Transponders	Total Number of Migrated Transponders	Total Number of NJ CSC Active Transponders
9,228	131,323	140,551	5,315,285

The Commission will be able to identify 78,993 migrated accounts through a prefix account number (60000). This number will precede the 4-digit account assigned to these accounts. The prefix number was provided in order for the Commission to identify all migrated E-ZPass accounts.

Delaware River Joint Toll Bridge Commission
Meeting of April 29, 2019

**E-Z PASS REPORT
CUSTOMER SERVICE CENTER/VIOLATIONS PROCESSING CENTER (CSC/VPC)
OPERATIONS REPORT FOR THE E-ZPASS SYSTEM
MARCH 2019**

E-ZPass Department Call Activity	Total Calls for March
<i>CSC/VPC Inquiries</i>	
Account Modification Requests	188
Violation Notification Inquires	110
<i>General Commission Inquiries</i>	
Calls referred to Other Departments (H.R., Eng., ESS)	14
<i>Web-Inquiries</i>	
Account Updates	10
Violations	3
Disputes	7
TOTAL NUMBER OF CALLS	332

E-ZPass account modification requests and violation inquiries represent an increase in calls for March.

Delaware River Joint Toll Bridge Commission
Meeting of April 29, 2019

**E-Z PASS REPORT
CUSTOMER SERVICE CENTER/VIOLATIONS PROCESSING CENTER (CSC/VPC)
OPERATIONS REPORT FOR THE E-ZPASS SYSTEM
MARCH 2019**

CSC/VPC Pre-Migration Collection Update:

As a result of pre-migration collection efforts from January 2015 through March 2019, Professional Account Management (PAM) a Duncan Solutions Company reports \$167,021.45 collected in outstanding tolls and fees.

The Commission provided Professional Account Management (PAM) with notification to terminate the Agreement on March 7, 2019 and thereby, terminating the pre-migration collection effort.

CSC/VPC Post-Migration Collection Update:

As a result of post-migration collection efforts from May 2014 – March 2019, New Jersey E-ZPass reports \$3,567,372.26 collected in tolls and \$12,893,641.06 collected in fees.

Violation Camera Monitoring:

The E-ZPass Department in tandem with TransCore's Field Service Technicians (FSTs) monitor vehicle license plate images in the Southern, Central and Northern Regions through the Commission's Violation Enforcement System (VES).

IAG, New Jersey Turnpike Authority (NJTA) and Electronic Toll Collection System (ETC) Meetings and Workshops

Continue to represent the Commission at the following committees, meetings and workshops:

1. IAG Reciprocity Committee
2. IAG Public Relations & Marketing Committee
3. IAG Legal Committee
4. IAG Rental/Fleet Car Subgroup Committee
5. New Jersey Turnpike Authority Project Status Meetings
6. New Jersey Customer Service Center Requirements Meetings
7. Scudder Falls Bridge CSC Requirements Meetings

DELAWARE RIVER JOINT TOLL BRIDGE COMMISSION
Meeting of April 29, 2019

ELECTRONIC TOLL COLLECTION PROGRAM

MONTH OF MARCH 2019

SUBJECT	DESCRIPTION	PAGE NUMBER
ETC PROGRAM	Electronic Toll Collection Program Report	1

DELAWARE RIVER JOINT TOLL BRIDGE COMMISSION
Meeting of April 29, 2019

ELECTRONIC TOLL COLLECTION PROGRAM
MONTH OF MARCH 2019

The following items were recently initiated, accomplished or performed during the above noted month:

Activities for the In-Lane Toll System

1. TransCore is coordinating with the Scudder Falls Bridge construction management team for the implementation of the electronic toll collection system at the Scudder Falls Bridge once the building and gantry are complete. TransCore is receiving the various lane components and are being placed in storage at their local maintenance facility. TransCore participated in an on-site meeting to review the AET room of the Scudder Falls Bridge Monitoring/AET Building. They are preparing to mobilize and will begin to install the various servers within the AET Room once they are allowed to access it.
2. Commission Staff and TransCore meet monthly to review and discuss system operational and maintenance items. A weekly call also takes place to briefly review system maintenance items for the week.

Activities for the E-ZPass Customer Service Center/Violation Processing Center

1. The new NJ Customer Service Center (CSC) is live. The New Jersey Turnpike Authority (NJTA), as the lead agency, is facilitating all meetings with the other agencies and Conduent to manage the implementation of outstanding system elements. Commission staff, Conduent, HNTB and representative from the other agencies that are included in the NJ CSC participated in follow-up workshops to review the AET invoice templates, website FAQs, and interactive voice response call tree, that will be implemented for the Scudder Falls Bridge. Conduent submitted a Change Order Request for the implementation of the video transaction processing functionality and the monthly fees associated with account management and transaction processing. The Change Order Request was reviewed by Commission Staff, the NJTA and HNTB, comments were compiled and submitted to Conduent.

General Electronic Toll Collection Program Activities

1. Mr. Straccioli participated in the IAG E-ZPass Executive Management Committee meeting and Policy Committee meetings.

**Delaware River Joint Toll Bridge Commission
Meeting of April 29, 2019**

CONTRACT COMPLIANCE REPORT INDEX

Month of March 2019

SUBJECT	DESCRIPTION	PAGE NUMBER
Contract Compliance Program Operations Report	Operations Report March 2019	1-21

**Delaware River Joint Toll Bridge Commission
Meeting of April 29, 2019**

TABLE OF CONTENTS

	<u>PAGE</u>
CONTRACT COMPLIANCE DEPARTMENT - IBE PROGRAM OVERVIEW	3
PROFESSIONAL SERVICES & CONSTRUCTION CONTRACTOR(S) 25% IBE TARGET STATUS (<i>ACTIVE & COMPLETED</i>)	4
<i>Reference: Active Professional & Construction Projects Payment Detail Report</i>	7 - 13
<i>Reference: Final Report Card for Completed Professional Services and Construction Projects</i>	14 - 16
PRIME CONTRACTOR(S) & SUBCONTRACTOR(S) WORKFORCE UTILIZATION BY HOURS & ETHNICITY CATEGORIES	5
<i>Reference: Workforce Utilization Summary – Active Construction Projects</i>	17
MWSBE PROGRAM COMMITMENTS FOR PROFESSIONAL AND CONSTRUCTION (<i>ACTIVE & COMPLETED</i>)	6
<i>Reference: Minority, Women, and Small Business Enterprise Program Overview</i>	18
<i>Reference: MWSBE Commitments for Professional Services - Active Projects</i>	19
<i>Reference: MWSBE Professional & Construction Projects Final Commitment</i>	20 - 21

**Delaware River Joint Toll Bridge Commission
Meeting of April 29, 2019**

IBE PROGRAM OVERVIEW

The Delaware River Joint Toll Bridge Commission (Commission) established an IBE Program (MBE/WBE/SBE/DBE/DsBE/VBE) with a target of 25% for all Professional Services and Construction Contracts awarded by the Commission effective July 1, 2014. To date, the Commission has awarded fifty-four (54) contracts, with the IBE Program requirements. Currently, there are 34 active projects and 20 completed projects.

IBE Program Requirements

The Commission began using Elation Systems effective January 2017, as the online system for Payment Verification and Certified Payroll Reporting (CPR). All contracts awarded by the Commission to a Prime Consultant/Prime Contractor and their Subconsultants and Subcontractors use this service free of charge. Online training is available to vendors on how to use Elation Systems. The Contract Compliance Department and Elation Support Staff are available to assist all users.

The Contract Compliance Department (CCD) monitors, posts and reports data in regards to all payments. The CCD also reviews all Certified Payrolls submitted into Elation Systems.

The following are all mandatory requirements:

Company On-Line Registration:

- i. All Primes must register their company and activate an account in Elation Systems; *and*
- ii. All Primes must also ensure that all Subconsultants and Subcontractors register their company and activate an account in Elation Systems.

Payment Verification:

- i. Prime Contractors must post all payments to their Subconsultants and/or Subcontractors in Elation Systems; *and*
- ii. Prime Contractors and their Subconsultants and/or Subcontractors must confirm all payments received in Elation Systems.

Certified Payroll Reporting:

- i. All Prime Contractors are responsible for assigning someone from their staff with the responsibility to review, approve, and upload their CPR(s) on a weekly basis into Elation Systems; *and*
- ii. All Prime Contractors must also ensure that their Subcontractors upload their CPR(s) on a weekly basis into Elation Systems.

Prime Consultants / Contractors IBE Target performance will be displayed / available on the Commission's public website.

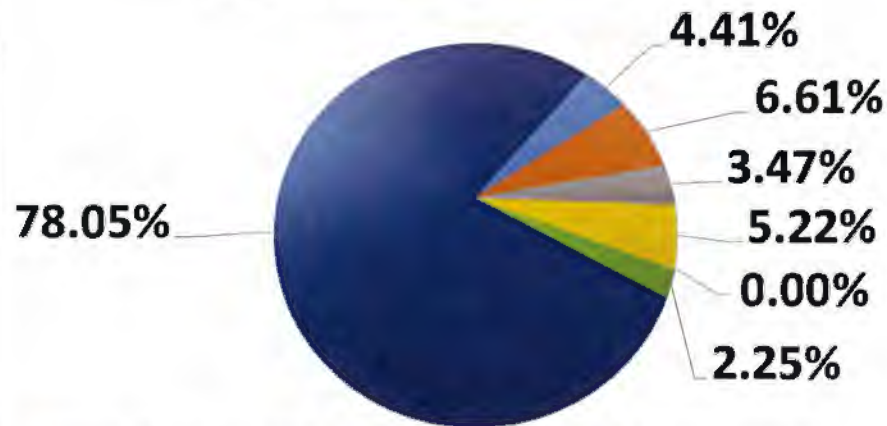
PROFESSIONAL SERVICES AND CONSTRUCTION CONTRACTORS 25% IBE TARGET STATUS

ACTIVE PROJECTS

Current IBE Status: 21.95%

Prime Contract Payments: \$ 243,584,038.31

Total Payments to IBEs: \$ 53,467,315.85



MBE \$ 10,741,603.66

WBE \$ 16,095,228.04

SBE \$ 8,443,533.90

DBE \$ 12,708,554.98

DsBE \$ 0.00

VBE \$ 5,478,395.27

Non-IBE \$ 190,116,722.46

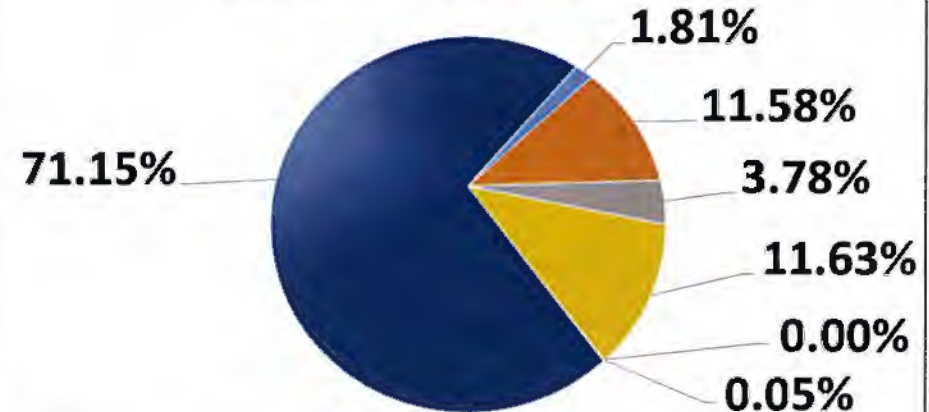
Data reflected above is available on pages 7 thru 13.

COMPLETED PROJECTS

Final IBE Status: 28.85%

Prime Final Contract Value(s): \$ 41,846,885.95

Total Payments to IBEs: \$ 12,071,576.34



MBE \$ 755,925.04

WBE \$ 4,847,486.11

SBE \$ 1,582,662.31

DBE \$ 4,865,955.78

DsBE \$ 0.00

VBE \$ 19,547.10

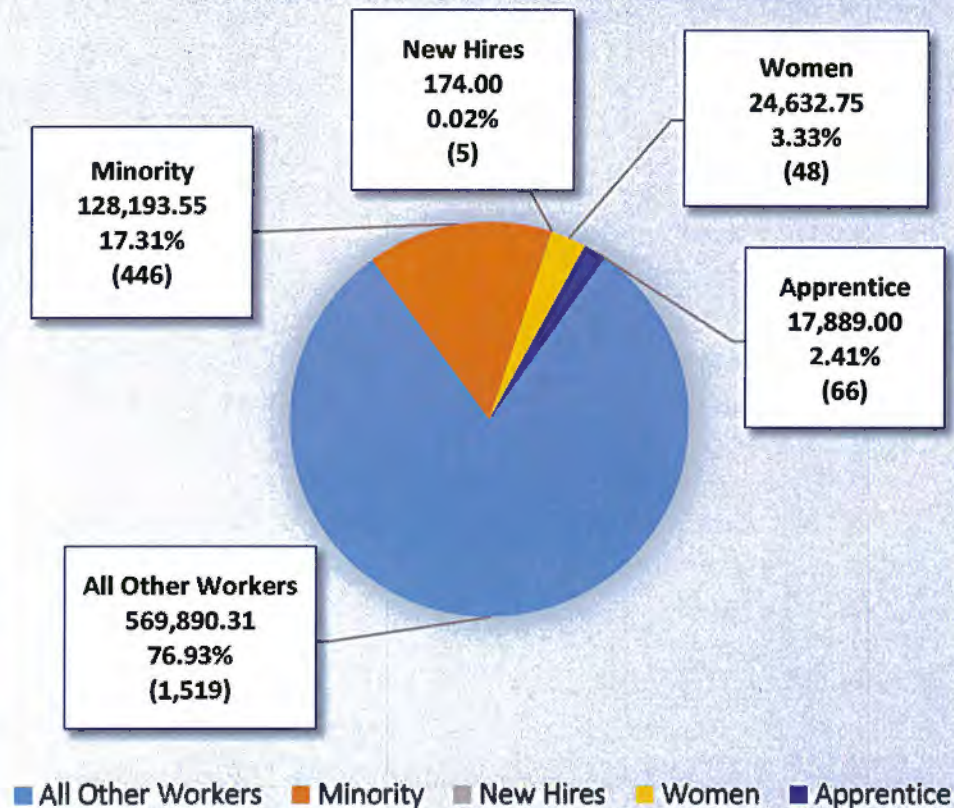
Non-IBE \$ 29,775,309.61

Data reflected above is available on pages 14 thru 16.

PRIME CONTRACTOR(S) & SUBCONTRACTOR(S) WORKFORCE UTILIZATION CATEGORIES BY HOURS, WORKERS & ETHNICITY

WORKER CATEGORIES Hours, Percentages and Workers

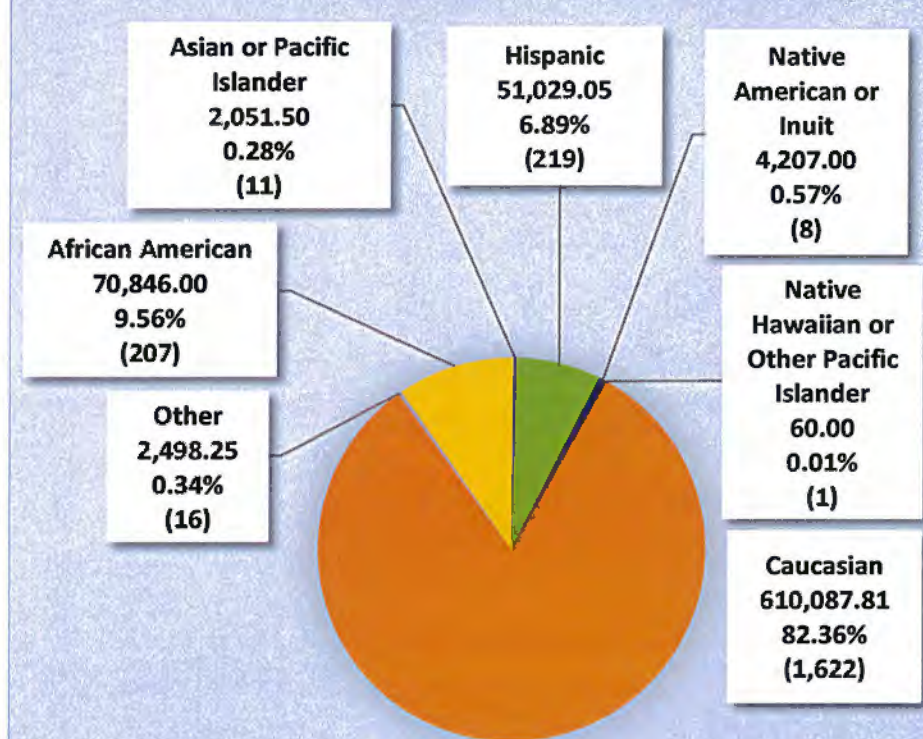
Total Hours Worked = 740,779.61



The details relative to the above data is available on page 17.

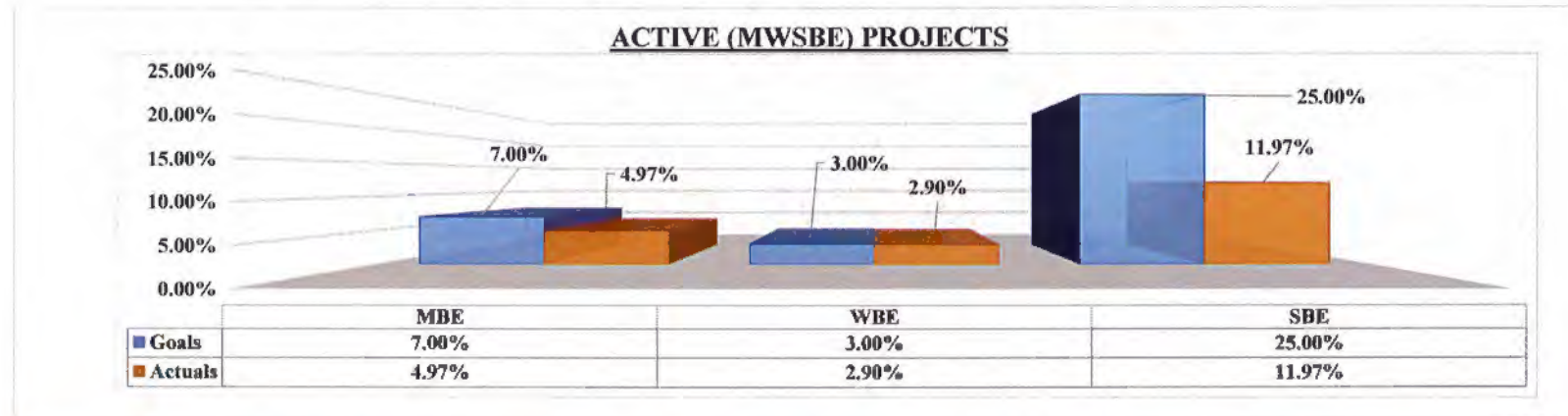
ETHNICITY CATEGORIES Hours, Percentages and Workers

Total Number of Workers = 2,084

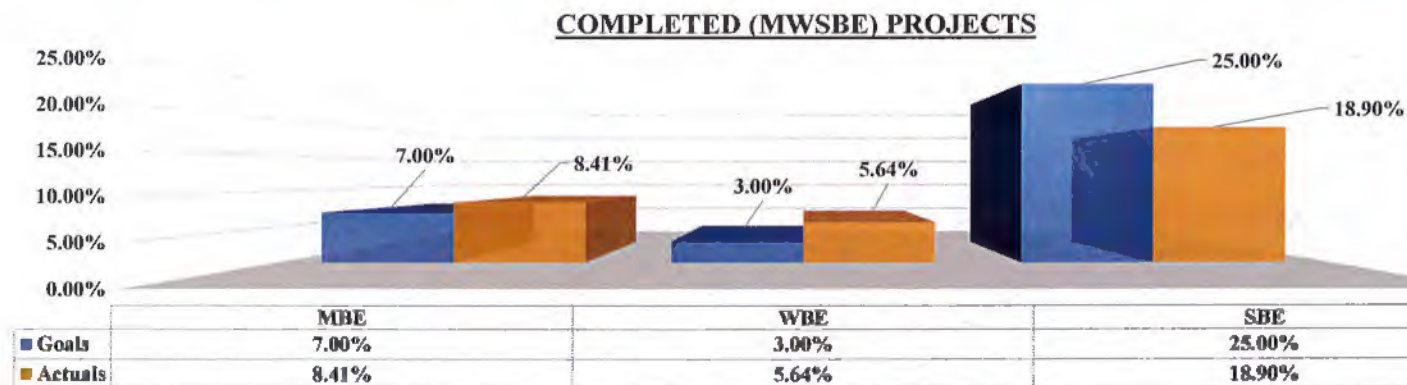


The details relative to the above data is available on page 17.

ACTIVE and COMPLETED (MWSBE) PROJECTS PAYMENTS



SUMMARY TOTALS		MBE		WBE		SBE	
M/WBE Summary Totals	\$ 27,630,800.67	ACTUAL	PAYMENTS	ACTUAL	PAYMENTS	ACTUAL	PAYMENTS
SBE Summary Totals	\$ 1,631,908.93	4.97%	\$ 1,372,925.23	2.90%	\$ 800,666.74	11.97%	\$ 195,259.49



SUMMARY TOTALS		MBE		WBE		SBE	
M/WBE Summary Totals	\$ 140,640,276.09	ACTUAL	PAYMENTS	ACTUAL	PAYMENTS	ACTUAL	PAYMENTS
SBE Summary Totals	\$ 16,933,918.99	8.41%	\$ 11,821,406.11	5.64%	\$ 7,926,186.07	18.90%	\$ 3,199,858.45

The details relative to the above data are available on pages 19 thru 21.

Active Professional Services and Construction Projects Payments Detail Report

Total Prime's Contracts Value	\$553,750,464.71
Total Payments to IBEs	\$53,467,315.85
Total Payments to Primes	\$243,584,038.31
IBE Target	25.00%
IBE Actual	21.95%

Meeting or Exceeding the Target

Not Yet Met the Target

PROJECT TITLE	PRIME CONTRACTOR	CONTRACT VALUES	PAYMENT TOTALS	IBE TARGET	IBE ACTUAL	IBE TYPE	START DATE	END DATE
1 C-519A / Southern Openarations & Maintenance Facilities Improvements	GANNETT FLEMING ARCHITECTS, INC.	\$ 3,012,681.45	\$ 220,351.15	25%	40.89%		02/26/2018	12/31/2021
	Churchill Consulting Engineers	\$ 234,386.60	\$ 45,389.08	07.78%	20.60%	SBE		
	Harrison-Hannett, P.C.	\$ 208,176.29	\$ 1,620.55	06.91%	0.74%	SBE		
	INSABELLADESIGN	\$ 87,367.76	\$ 947.95	02.90%	0.43%	WBE		
	Promatech, Inc.	\$ 72,304.35	\$ -	02.40%	0.00%	DBE		
	USA Architects	\$ 35,549.64	\$ 12,729.48	01.18%	5.78%	SBE		
	USA Environmental Management, Inc.	\$ 160,877.19	\$ 29,412.29	05.34%	13.35%	SBE		
	IBE TOTAL(s)	\$ 798,661.83	\$ 90,099.35					
PROJECT TITLE	PRIME CONTRACTOR	CONTRACT VALUES	PAYMENT TOTALS	IBE TARGET	IBE ACTUAL	IBE TYPE	START DATE	END DATE
2 C-644A / I-78 Bridges & Approach Slab Rehabilitation	GANNETT FLEMING ARCHITECTS, INC.	\$ 651,157.49	\$ 504,246.00	25%	3.88%		02/29/2016	12/31/2018
	Malick & Sherer	\$ 65,115.75	\$ 7,175.01	10.00%	1.42%	DBE		
	SJH Engineering, P.C.	\$ 97,673.62	\$ 12,390.84	15.00%	2.46%	DBE		
	IBE TOTAL(s)	\$ 162,789.37	\$ 19,565.85					
PROJECT TITLE	PRIME CONTRACTOR	CONTRACT VALUES	PAYMENT TOTALS	IBE TARGET	IBE ACTUAL	IBE TYPE	START DATE	END DATE
3 C-657A / Building Construction Management Services Level 3 Toll Bridge Facilities Energy Contract - PA Assignment	JOSEPH JINGOLI & SON, INC.	\$ 300,000.00	\$ 287,274.16	25%	4.66%		10/27/2014	05/05/2019
	Burris Contracting, Inc.	\$ 75,000.00	\$ 13,380.00	25.00%	4.66%	MBE		
	JBC Associates, Inc.	\$ -	\$ -	00.00%	0.00%	DBE		
	USA Architects	\$ -	\$ -	00.00%	0.00%	SBE		
	IBE TOTAL(s)	\$ 75,000.00	\$ 13,380.00					
PROJECT TITLE	PRIME CONTRACTOR	CONTRACT VALUES	PAYMENT TOTALS	IBE TARGET	IBE ACTUAL	IBE TYPE	START DATE	END DATE
4 C-660A / SFB Replacement Project Final Design Services	MICHAEL BAKER INTERNATIONAL	\$ 28,490,033.74	\$ 29,649,580.22	25%	21.61%		02/23/2015	12/31/2021
	Amy S. Greene Environmental Consltants, Inc.	\$ 225,188.11	\$ 164,014.73	0.79%	0.55%	WBE		
	French & Parrello Associates	\$ 1,788,635.76	\$ 1,763,007.48	6.28%	5.95%	VBE		
	IH Engineers, P.C.	\$ 2,661,914.43	\$ 2,758,402.62	9.34%	9.30%	MBE		
	Naik Consulting Group, P.C.	\$ 1,590,883.80	\$ 1,572,719.09	5.58%	5.30%	DBE		
	Stokes Creative Group, Inc.	\$ 475,397.11	\$ 147,845.80	1.67%	0.50%	WBE		
	IBE TOTAL(s)	\$ 6,742,019.21	\$ 6,405,989.72					

5	PROJECT TITLE C-662A / SFB Replacement Public Involvement Services	PRIME CONTRACTOR	CONTRACT VALUES	PAYMENT TOTALS	IBE TARGET	IBE ACTUAL	IBE TYPE	START DATE	END DATE
		McCORMICK TAYLOR, INC.	\$ 1,800,016.87	\$ 1,056,137.13	25%	28.62%		09/28/2015	12/30/2021
		Information Logistics, Inc.	\$ 385,299.00	\$ 2,855.00	21.41%	0.27%	DBE		
		Stokes Creative Group, Inc.	\$ 630,005.90	\$ 299,416.05	35.00%	28.35%	DBE		
		IBE TOTAL(s)	\$ 1,015,304.90	\$ 302,271.05					
6	PROJECT TITLE C-684A / General Engineering Services 2015-2018 Annual Inspections	PRIME CONTRACTOR	CONTRACT VALUES	PAYMENT TOTALS	IBE TARGET	IBE ACTUAL	IBE TYPE	START DATE	END DATE
		CHERRY, WEBER & ASSOCIATES, P.C.	\$ 840,000.00	\$ 786,771.98	25%	23.56%		02/23/2015	12/31/2018
		SJH Engineering, P.C.	\$ 216,000.00	\$ 185,383.12	25.71%	23.56%	MBE		
		IBE TOTAL(s)	\$ 216,000.00	\$ 185,383.12					
7	PROJECT TITLE C-696A / Engineering Services - PA Assignment	PRIME CONTRACTOR	CONTRACT VALUES	PAYMENT TOTALS	IBE TARGET	IBE ACTUAL	IBE TYPE	START DATE	END DATE
		JOHNSON, MIRMIRAN & THOMPSON, INC.	\$ 500,000.00	\$ 282,327.97	25%	32.36%		10/26/2015	06/30/2019
		ACT Engineers, Inc.	\$ 25,000.00	\$ -	05.00%	0.00%	WBE		
		Batta Environmental Associates, Inc.	\$ 19,925.00	\$ 17,675.75	03.99%	6.26%	DBE		
		Envision Consultants, LTD	\$ 25,000.00	\$ -	05.00%	0.00%	WBE		
		SJH Engineering, P.C.	\$ 75,472.00	\$ 73,678.73	15.09%	26.10%	DBE		
		Traffic Planning & Design, Inc.	\$ 25,000.00	\$ -	05.00%	0.00%	SBE		
		IBE TOTAL(s)	\$ 170,397.00	\$ 91,354.48					
8	PROJECT TITLE C-696B / Engineering Services - NJ Assignment	PRIME CONTRACTOR	CONTRACT VALUES	PAYMENT TOTALS	IBE TARGET	IBE ACTUAL	IBE TYPE	START DATE	END DATE
		FRENCH & PARRELLO ASSOCIATES - (IBE)	\$ 500,000.00	\$ 139,135.60	100%	27.83%	VBE	07/18/2016	05/31/2019
		Ellana, Inc.	\$ 25,000.00	\$ -	05.00%	0.00%	DBE		
		USA Architects	\$ 75,000.00	\$ 40,502.02	15.00%	29.11%	SBE		
		IBE TOTAL(s)	\$ 100,000.00	\$ 40,502.02					
9	PROJECT TITLE C-701A / Engineering Services for Electronic Toll Collection Systems	PRIME CONTRACTOR	CONTRACT VALUES	PAYMENT TOTALS	IBE TARGET	IBE ACTUAL	IBE TYPE	START DATE	END DATE
		RUMMEL, KLEPPER & KAHL, LLP	\$ 500,000.00	\$ 410,764.34	25%	21.92%		06/07/2016	02/07/2019
		Fagan Consulting, LLC	\$ 50,000.00	\$ 24,186.24	10.00%	5.89%	DBE		
		KS Engineers, P.C.	\$ 35,000.00	\$ -	07.00%	0.00%	MBE		
		Navarro & Wright Consulting Engineers, Inc.	\$ 54,027.04	\$ 54,445.79	10.81%	13.25%	DBE		
		Spock Solutions, Inc.	\$ 40,000.00	\$ 11,400.00	08.00%	2.78%	WBE		
		IBE TOTAL(s)	\$ 179,027.04	\$ 90,032.03					
10	PROJECT TITLE C-702B / Structural / Civil Task Order Agreement - NJ Assignment	PRIME CONTRACTOR	CONTRACT VALUES	PAYMENT TOTALS	IBE TARGET	IBE ACTUAL	IBE TYPE	START DATE	END DATE
		IH ENGINEERS, P.C. - (IBE)	\$ 1,000,000.00	\$ 580,315.64	100%	58.03%	MBE	01/23/2017	05/31/2019
		Amey S. Greene Environmental Consultants, Inc.	\$ 50,000.00	\$ -	05.00%	0.00%	WBE		
		IBE TOTAL(s)	\$ 50,000.00	\$ -					

11	C-703A / Construction Management Services for PA Assignment	PROJECT TITLE	PRIME CONTRACTOR	CONTRACT VALUES	PAYMENT TOTALS	IBE TARGET	IBE ACTUAL	IBE TYPE	START DATE	END DATE
			URBAN ENGINEERS, INC.	\$ 500,000.00	\$ 370,532.89	25%	24.20%		12/20/2016	12/19/2018
			Batta Environmental Associates, Inc.	\$ 29,267.45	\$ -	05.85%	0.00%	DBE		
			HRV Conformance Verification Associates, Inc.	\$ 62,138.40	\$ 62,989.01	12.43%	17.00%	DBE		
			Malick & Scherer	\$ 5,000.00	\$ -	01.00%	0.00%	MBE		
			McKenna Safety Services, LLC	\$ 60,000.00	\$ 10,205.00	12.00%	2.75%	WBE		
			RIG Consulting, Inc.	\$ 5,000.00	\$ -	01.00%	0.00%	DBE		
			Stokes Creative Group, Inc.	\$ 60,000.00	\$ 16,482.74	12.00%	4.45%	WBE		
			IBE TOTAL(s)	\$ 221,405.85	\$ 89,676.75					
12	C-707A / SFB Commission Administration Building at Scudder Falls	PROJECT TITLE	PRIME CONTRACTOR	CONTRACT VALUES	PAYMENT TOTALS	IBE TARGET	IBE ACTUAL	IBE TYPE	START DATE	END DATE
			USA ARCHITECTS - (IBE)	\$ 1,376,451.71	\$ 1,183,258.69	100%	85.96%	SBE	02/28/2017	11/30/2019
			ACT Engineers, Inc.	\$ 137,645.17	\$ 26,765.41	10.00%	2.26%	WBE		
			Ellana, Inc.	\$ 63,089.05	\$ 51,915.75	04.58%	4.39%	WBE		
			French & Parrello Associates	\$ 550,000.00	\$ 219,911.20	39.96%	18.59%	VBE		
			IEI Group, LTD	\$ 107,303.50	\$ 87,770.85	07.80%	7.42%	WBE		
			IBE TOTAL(s)	\$ 858,037.72	\$ 386,363.21					
13	C-715A / Structural / Civil Task Order Agreement - PA Assignment	PROJECT TITLE	PRIME CONTRACTOR	CONTRACT VALUES	PAYMENT TOTALS	IBE TARGET	IBE ACTUAL	IBE TYPE	START DATE	END DATE
			PENNONI ASSOCIATES, INC.	\$ 1,000,000.00	\$ 306,893.56	25%	10.76%		06/27/2017	06/26/2019
			Envision Consultants, LTD	\$ 50,000.00	\$ -	05.00%	0.00%	DBE		
			Malick & Scherer	\$ 100,000.00	\$ 33,027.35	10.00%	10.76%	DBE		
			IBE TOTAL(s)	\$ 150,000.00	\$ 33,027.35					
14	C-716A / Facilities Task Order Agreement	PROJECT TITLE	PRIME CONTRACTOR	CONTRACT VALUES	PAYMENT TOTALS	IBE TARGET	IBE ACTUAL	IBE TYPE	START DATE	END DATE
			JOHNSON, MIRMIRAN & THOMPSON, INC.	\$ 500,000.00	\$ -	25%	0.00%		09/24/2018	09/30/2020
			ACT Engineers, Inc.	\$ 25,000.00	\$ -	05.00%	0.00%	SBE		
			American Geotechnical & Environmental Services, Inc.	\$ 25,000.00	\$ -	05.00%	0.00%	DBE		
			Batta Environmental Associates, Inc.	\$ 25,000.00	\$ -	05.00%	0.00%	DBE		
			Envision Consultants, LTD	\$ 25,000.00	\$ -	05.00%	0.00%	WBE		
			SIH Engineering, P.C.	\$ 50,000.00	\$ -	10.00%	0.00%	MBE		
			Traffic Planning and Design, Inc.	\$ -	\$ -	00.00%	0.00%	SBE		
			IBE TOTAL(s)	\$ 150,000.00	\$ -					
15	C-727A / Job Order Contracting Program Manager Consultant	PROJECT TITLE	PRIME CONTRACTOR	CONTRACT VALUES	PAYMENT TOTALS	IBE TARGET	IBE ACTUAL	IBE TYPE	START DATE	END DATE
			THE GORDIAN GROUP, INC.	\$ 650,000.00	\$ -	25%	0.00%		07/31/2018	07/31/2023
			CMTS, LLC	\$ -	\$ -	00.00%	0.00%			
			IBE TOTAL(s)	\$ -	\$ -					

16	PROJECT TITLE	PRIME CONTRACTOR	CONTRACT VALUES	PAYMENT TOTALS	IBE TARGET	IBE ACTUAL	IBE TYPE	START DATE	END DATE
		RUMMEL, KLEPPER & KAHL	\$ 500,000.00	\$ -	25%	0.00%		11/12/2018	11/12/2020
	C-728A / Electronic Toll Collection / Tolling Task Order Assignment Consultant - PA Agreement	Fagan Consulting, LLC	\$ -	\$ -	00.00%	0.00%	DBE		
		KS Engineers, P.C.	\$ -	\$ -	00.00%	0.00%	MBE		
		Navarro & Wright Consulting Engineers, Inc.	\$ -	\$ -	00.00%	0.00%	MBE		
		Spock Solutions, Inc.	\$ -	\$ -	00.00%	0.00%	WBE		
		IBE TOTAL(s)	\$ -	\$ -					
17	PROJECT TITLE	PRIME CONTRACTOR	CONTRACT VALUES	PAYMENT TOTALS	IBE TARGET	IBE ACTUAL	IBE TYPE	START DATE	END DATE
	C-729A / Facilities Task Order Agreement - NJ Assignment	FRENCH & PARRELLO ASSOCIATES - (IBE)	\$ 500,000.00	\$ -	100%	0.00%	VBE	09/25/2018	03/31/2021
		IBE TOTAL(s)	\$ 500,000.00	\$ -					
18	PROJECT TITLE	PRIME CONTRACTOR	CONTRACT VALUES	PAYMENT TOTALS	IBE TARGET	IBE ACTUAL	IBE TYPE	START DATE	END DATE
	CI-671A / SFB Replacement Project Engineering Services for PA Approach Improvements	TRC ENGINEERS	\$ 6,515,220.03	\$ 1,480,655.86	25%	49.64%		03/01/2017	08/31/2021
		RIG Consulting, Inc.	\$ 2,331,797.25	\$ 735,070.33	35.79%	49.64%	DBE		
		IBE TOTAL(s)	\$ 2,331,797.25	\$ 735,070.33					
19	PROJECT TITLE	PRIME CONTRACTOR	CONTRACT VALUES	PAYMENT TOTALS	IBE TARGET	IBE ACTUAL	IBE TYPE	START DATE	END DATE
	CI-672A / SFB Replacement Project Engineering Services for Main River Bridge Replacement	WSP / PARSONS BRINCKERHOFF, INC.	\$ 7,776,718.32	\$ 1,798,603.92	25%	16.07%		03/01/2017	12/31/2021
		KS Engineers, P.C.	\$ 2,886,717.84	\$ 289,125.24	37.12%	16.07%	MBE		
		IBE TOTAL(s)	\$ 2,886,717.84	\$ 289,125.24					
20	PROJECT TITLE	PRIME CONTRACTOR	CONTRACT VALUES	PAYMENT TOTALS	IBE TARGET	IBE ACTUAL	IBE TYPE	START DATE	END DATE
	CI-673A / SFB Replacement Project Engineering Services for NJ Approach Construction	GANNETT FLEMING, INC.	\$ 6,568,103.32	\$ 2,109,197.07	25%	25.53%		02/28/2017	08/31/2021
		Churchill Consulting Engineers	\$ 2,333,761.58	\$ 538,507.06	35.53%	25.53%	SBE		
		IBE TOTAL(s)	\$ 2,333,761.58	\$ 538,507.06					
21	PROJECT TITLE	PRIME CONTRACTOR	CONTRACT VALUES	PAYMENT TOTALS	IBE TARGET	IBE ACTUAL	IBE TYPE	START DATE	END DATE
	CM-644A / I-78 Bridges and Approach Slabs Rehabilitation Construction Management / Inspection Services	GREENMAN - PEDERSEN, INC.	\$ 1,545,442.08	\$ 1,337,117.06	25%	19.96%		04/26/2017	12/31/2018
		Advanced Infrastructure Design, Inc.	\$ 19,008.94	\$ 2,240.00	01.23%	0.17%	DBE		
		Envision Consultants, LTD	\$ 79,217.64	\$ 61,653.41	05.13%	4.61%	WBE		
		JCMS, Inc.	\$ 70,368.76	\$ -	04.55%	0.00%	DBE		
		JPC Logistics, LLC	\$ 7,167.50	\$ 7,167.50	00.46%	0.54%	DBE		
		Munoz Engineering, P.C.	\$ 205,126.00	\$ 179,602.99	13.27%	13.43%	DBE		
		Omsum Engineering, LLC	\$ 45,344.00	\$ 16,270.82	02.93%	1.22%	DBE		
		IBE TOTAL(s)	\$ 426,232.84	\$ 266,934.72					

22	CM-669A / SFB Replacement Project Construction Management Services	PROJECT TITLE	PRIME CONTRACTOR	CONTRACT VALUES	PAYMENT TOTALS	IBE TARGET	IBE ACTUAL	IBE TYPE	START DATE	END DATE
			HILL INTERNATIONAL, INC.	\$ 25,015,066.98	\$ 7,918,352.25	25%	21.33%		02/09/2017	12/15/2021
			Envision Consultants, LTD	\$ 1,373,297.45	\$ 435,992.19	5.49%	5.51%	WBE		
			JCMS, Inc.	\$ 799,937.77	\$ 201,021.59	3.20%	2.54%	SBE		
			KS Engineers, P.C.	\$ 2,561,865.72	\$ 606,644.49	10.24%	7.66%	MBE		
			McKenna Safety Services, LLC	\$ 496,882.52	\$ 114,500.00	1.99%	1.45%	SBE		
			Northeast CMT, LLC	\$ 250,000.00	\$ 31,830.28	1.00%	0.40%	SBE		
			PKB Engineering Associates	\$ 1,182,091.06	\$ 298,614.95	4.73%	3.77%	MBE		
			IBE TOTAL(s)	\$ 6,664,074.52	\$ 1,688,603.50					
23	CM-707A / SFB Commission Administration Building at Scudder Falls - Construction Management Services	PROJECT TITLE	PRIME CONTRACTOR	CONTRACT VALUES	PAYMENT TOTALS	IBE TARGET	IBE ACTUAL	IBE TYPE	START DATE	END DATE
			JOSEPH JINGOLI & SON, INC.	\$ 529,869.10	\$ 197,350.97	25%	6.37%		11/20/2017	11/30/2019
			Envision Consultants, LTD	\$ 42,389.52	\$ 12,564.97	08.00%	6.37%	DBE		
			IH Engineers, P.C.	\$ 110,940.68	\$ -	20.94%	0.00%	MBE		
			IBE TOTAL(s)	\$ 153,330.20	\$ 12,564.97					
24	DB-540A / Electronic Toll Collection System Replacement - Design, Build & Maintain	PROJECT TITLE	PRIME CONTRACTOR	CONTRACT VALUES	PAYMENT TOTALS	IBE TARGET	IBE ACTUAL	IBE TYPE	START DATE	END DATE
			TRANSCORE, LP	\$ 12,462,964.26	\$ 10,937,590.24	25%	21.18%		10/27/2015	01/13/2021
			All Points Communications, Inc.	\$ 781,538.84	\$ 581,979.20	06.27%	5.32%	DBE		
			Arora Engineers, Inc.	\$ 161,117.24	\$ 110,753.14	01.29%	1.01%	MBE		
			Flagger Force	\$ 248,492.11	\$ 248,492.11	01.99%	2.27%	DBE		
			Globe Electric Supply Co., Inc.	\$ 543,470.09	\$ 173,648.78	04.36%	1.59%	DBE		
			HHC Services, Inc.	\$ 12,023.67	\$ -	00.10%	0.00%	DBE		
			Jen Electric, Inc.	\$ 865,972.00	\$ 865,972.00	06.95%	7.92%	DBE		
			KS Engineers, P.C.	\$ 194,330.78	\$ 174,897.71	01.56%	1.60%	MBE		
			Red Wagon Printing d/b/a Minuteman Press of Newark	\$ 16,833.14	\$ 6,177.93	00.14%	0.06%	WBE		
			Sharpened Image, Inc.	\$ 149,093.56	\$ 139,790.64	01.20%	1.28%	DBE		
			SJH Engineering, Inc.	\$ 14,500.00	\$ 14,500.00	00.12%	0.13%	DBE		
			IBE TOTAL(s)	\$ 2,987,371.43	\$ 2,316,211.51					
25	DB-724A / Electronic Surveillance / Detection System Maintenance Contract	PROJECT TITLE	PRIME CONTRACTOR	CONTRACT VALUES	PAYMENT TOTALS	IBE TARGET	IBE ACTUAL	IBE TYPE	START DATE	END DATE
			SCHNEIDER ELECTRIC BUILDINGS AMERICAS, INC.	\$ 11,294,820.75	\$ -	25%	0.00%		10/25/2018	11/26/2019
			Flagger Force	\$ -	\$ -	00.00%	0.00%	DBE		
			KS Engineers, P.C.	\$ -	\$ -	00.00%	0.00%	DBE		
			IBE TOTAL(s)	\$ -	\$ -					
26	T-611A / NH-L Toll Bridge Salt Facility	PROJECT TITLE	PRIME CONTRACTOR	CONTRACT VALUES	PAYMENT TOTALS	IBE TARGET	IBE ACTUAL	IBE TYPE	START DATE	END DATE
			MAGNUM, INC. - (IBE)	\$ 1,439,584.00	\$ -	100%	0.00%	SBE	03/26/2019	09/27/2019
			IBE TOTAL(s)	\$ 1,439,584.00	\$ -					

27	PROJECT TITLE	PRIME CONTRACTOR	CONTRACT VALUES	PAYMENT TOTALS	IBE TARGET	IBE ACTUAL	IBE TYPE	START DATE	END DATE		
	T-644A / Easton Phillipsburg Toll Bridge Facility Administration Building	J.D. ECKMAN, INC.	\$ 11,117,003.61	\$ 10,655,961.72	25%	28.78%		06/01/2017	12/14/2018		
		Established Traffic Control	\$ 344,314.76	\$ 344,314.76	03.10%	3.23%	WBE				
		Jag'd Construction, Inc.	\$ 2,809,000.00	\$ 2,567,250.00	25.27%	24.09%	SBE				
		Jilco, Inc.	\$ 266,808.01	\$ 155,161.21	02.40%	1.46%	DBE				
		IBE TOTAL(s)	\$ 3,420,122.77	\$ 3,066,725.97							
28	PROJECT TITLE	PRIME CONTRACTOR	CONTRACT VALUES	PAYMENT TOTALS	IBE TARGET	IBE ACTUAL	IBE TYPE	START DATE	END DATE		
	T-645A / Building & Facilities Energy Conservation	MJF ELECTRICAL CONTRACTING, INC.	\$ 5,326,520.00	\$ 4,385,979.00	25%	9.74%		06/27/2017	11/30/2018		
		Atlas Flasher & Supply Co.	\$ 427,355.00	\$ 427,355.00	8.02%	9.74%	DBE				
		Turtle & Hughes	\$ 1,063,420.00	\$ -	19.96%	0.00%	WBE				
				IBE TOTAL(s)	\$ 1,490,775.00	\$ 427,355.00					
29	PROJECT TITLE	PRIME CONTRACTOR	CONTRACT VALUES	PAYMENT TOTALS	IBE TARGET	IBE ACTUAL	IBE TYPE	START DATE	END DATE		
	T-645B / Schneider Electric Building & Facilities Energy Conservation Measures - Mechanical / Controls	SCHNEIDER ELECTRIC BUILDINGS AMERICAS, INC.	\$ 1,154,809.00	\$ 839,284.55	25%	12.68%		06/27/2017	11/30/2018		
		Cedar Electric, Inc.	\$ 173,221.35	\$ 106,458.80	15.00%	12.68%	VBE				
		MAS Construction Services, LLC	\$ 115,489.00	\$ -	10.00%	0.00%	WBE				
				IBE TOTAL(s)	\$ 288,710.35	\$ 106,458.80					
30	PROJECT TITLE	PRIME CONTRACTOR	CONTRACT VALUES	PAYMENT TOTALS	IBE TARGET	IBE ACTUAL	IBE TYPE	START DATE	END DATE		
	T-707A / SFB Commission Administration Building at Scudder Falls & Adaptive Reuse of the 1799 Building	BRACY CONSTRUCTION, INC.	\$ 21,357,000.00	\$ 8,490,260.90	25%	28.51%		03/27/2018	07/31/2019		
		AGP & Sons, Inc.	\$ 552,327.00	\$ 299,803.05	02.59%	3.53%	SBE				
		Benner & White Construction, Inc.	\$ 2,003,286.60	\$ 730,980.00	09.38%	8.61%	VBE				
		Graboyes, LLC	\$ 2,171,930.00	\$ 1,363,176.00	10.17%	16.06%	WBE				
		Hispanic Ventures	\$ 109,950.00	\$ 11,475.00	00.51%	0.14%	MBE				
		Reeb Building Systems, LLC	\$ -	\$ -	00.00%	0.00%	DBE				
		Sealing Concepts, LLC	\$ 14,949.90	\$ 15,075.00	00.07%	0.18%	VBE				
		Straddick Electric & Systems, Inc.	\$ -	\$ -	00.00%	0.00%	SBE				
		YCP, Inc.	\$ -	\$ -	00.00%	0.00%	WBE				
				IBE TOTAL(s)	\$ 4,852,443.50	\$ 2,420,509.05					
		31	PROJECT TITLE	PRIME CONTRACTOR	CONTRACT VALUES	PAYMENT TOTALS	IBE TARGET	IBE ACTUAL	IBE TYPE	START DATE	END DATE
TS-677A / SF TSB Interim Deck Repairs on I-95	SPARWICK CONTRACTING, INC. (IBE)		\$ 1,003,336.00	\$ 999,656.00	25%	99.63%	SBE	05/20/2015	11/30/2018		
			IBE TOTAL(s)	\$ 1,003,336.00	\$ 999,656.00						
32	PROJECT TITLE	PRIME CONTRACTOR	CONTRACT VALUES	PAYMENT TOTALS	IBE TARGET	IBE ACTUAL	IBE TYPE	START DATE	END DATE		
	TS-687A / Lower Trenton Toll Supported Bridge Replacement of Sign Lighting Elements	CARR & DUFF, INC.	\$ 647,000.00	\$ 584,060.00	25%	28.02%		06/23/2017	02/28/2019		
		North Star Electrical Supply Company, Inc.	\$ 163,632.58	\$ 163,632.58	25.29%	28.02%	WBE				
		IBE TOTAL(s)	\$ 163,632.58	\$ 163,632.58							

	PROJECT TITLE	PRIME CONTRACTOR	CONTRACT VALUES	PAYMENT TOTALS	IBE TARGET	IBE ACTUAL	IBE TYPE	START DATE	END DATE
33	TTS-723A / On Call Beam Guide Rail & Attenuator Replacement	J. FLETCHER CREAMER & SON, INC.	\$ 1,376,666.00	\$ 88,635.00	25%	50.30%		01/02/2018	12/18/2019
		Road Safety Systems, LLC	\$ 345,000.00	\$ 44,583.60	25.06%	50.30%	SBE		
		IBE TOTAL(s)	\$ 345,000.00	\$ 44,583.60					

	PROJECT TITLE	PRIME CONTRACTOR	CONTRACT VALUES	PAYMENT TOTALS	IBE TARGET	IBE ACTUAL	IBE TYPE	START DATE	END DATE
34	T-668A / SFB Bridge Replacement Project	TRUMBULL CORPORATION	\$ 396,000,000.00	\$ 155,983,744.44	25%	19.80%		02/27/2017	08/31/2021
		3 Rivers Pipe Profiling	\$ 109,665.00	\$ 36,883.80	0.03%	0.02%	DBE		
		ABC Construction Co., Inc.	\$ 2,643,154.66	\$ 2,699,355.61	0.67%	1.73%	WBE		
		Alliance Landscaping, Inc.	\$ 102,800.00	\$ 94,442.00	0.03%	0.06%	DBE		
		Aspen Landscaping Contracting, Inc.	\$ 65,000.00	\$ 114,055.09	0.02%	0.07%	MBE		
		Baseline Supply, LLC	\$ 5,184,510.49	\$ 4,460,666.65	1.31%	2.86%	WBE		
		Berto Construction, Inc.	\$ 500,000.00	\$ 513,655.06	0.13%	0.33%	MBE		
		Bridge-it Fabricators, Inc.	\$ 1,596,794.64	\$ 471,629.56	0.40%	0.30%	DBE		
		Delta Line Construction Co.	\$ 15,995,106.80	\$ 3,199,266.97	4.04%	2.05%	WBE		
		Fifty Oil, Inc.	\$ 1,000,000.00	\$ 793,573.71	0.25%	0.51%	WBE		
		Garden State Precast, Inc.	\$ 1,100,000.00	\$ 1,066,962.72	0.28%	0.68%	SBE		
		Hispanic Ventures	\$ 23,000.00	\$ -	1.15%	0.00%	MBE		
		JMD Building Products, LLC	\$ 116,844.00	\$ 39,097.78	0.03%	0.03%	WBE		
		KAS Construction Consultants, LLC	\$ 13,188,561.39	\$ 3,746,314.48	3.33%	2.40%	DBE		
		Keystone Tile & Marble	\$ 4,588.00	\$ -	4.17%	0.00%	DBE		
		LB Construction Enterprises, Inc.	\$ 3,084,570.37	\$ 3,254,579.01	0.78%	2.09%	MBE		
		M.L. Ruberton Construction Co., Inc.	\$ 7,402,644.00	\$ 2,010,972.22	1.87%	1.29%	WBE		
		Madura Steel Sales, Inc.	\$ 10,235,202.78	\$ 1,477,031.51	2.58%	0.95%	DBE		
		North Suburban Tree Service, Inc.	\$ 307,727.00	\$ 101,439.90	0.08%	0.07%	DBE		
		Pavilion Drainage Supply Co., Inc.	\$ 30,653.25	\$ -	0.01%	0.00%	DBE		
		PennFab, Inc.	\$ 3,000,000.00	\$ 2,642,962.79	0.76%	1.69%	VBE		
		Sealing Concepts, LLC	\$ 39,720.00	\$ -	0.01%	0.00%	SBE		
		Shaka	\$ 3,500.00	\$ 3,500.00	0.00%	0.00%	DBE		
		Structural Services, Inc.	\$ 889,932.29	\$ 1,136,768.74	0.22%	0.73%	SBE		
		Timber Industries, LLC	\$ 1,076,448.13	\$ 1,104,648.74	0.27%	0.71%	MBE		
		VideoTek Construction, LLC	\$ -	\$ -	0.00%	0.00%	DBE		
		W.R. Burnett, Inc.	\$ 570,000.00	\$ 725,673.85	0.14%	0.47%	MBE		
		Work Zone Contractors, LLC	\$ 1,000,000.00	\$ 1,056,939.32	0.25%	0.68%	DBE		
		Zone Stripping, Inc.	\$ 1,183,583.77	\$ 129,738.75	0.30%	0.08%	SBE		
		IBE TOTAL(s)	\$ 70,454,006.57	\$ 30,880,158.26					

Final Report Card for Completed Professional Services and Construction Projects

Total Prime's Contracts Value	\$41,846,885.95
Total Payments to IBEs	\$12,071,576.34
Total Payments to Primes	\$41,846,885.95
IBE Target	25.00%
IBE Actual	28.85%

Met or Exceeded The Target

Did Not Meet The Target

PROJECT NUMBER	PROJECT TITLE	PRIME CONTRACTOR	CONTRACT VALUES	PAYMENT TOTALS	IBE TARGET	IBE ACTUAL	IBE TYPE	START DATE	END DATE
1 CM-644A	Scudder Falls Bridge Replacement - PA Noise Walls Construction Management Services	GREENMAN-PEDERSEN, INC.	\$ 849,622.00	\$ 849,622.00	25%	19.74%		02/29/2016	02/28/2019

PROJECT NUMBER	PROJECT TITLE	PRIME CONTRACTOR	CONTRACT VALUES	PAYMENT TOTALS	IBE TARGET	IBE ACTUAL	IBE TYPE	START DATE	END DATE
2 C-508A	I-78 Maintenance Garage Expansion	BURNS ENGINEERING, INC.	\$ 717,042.74	\$ 717,042.74	25%	42.65%		07/27/2015	10/31/2018

PROJECT NUMBER	PROJECT TITLE	PRIME CONTRACTOR	CONTRACT VALUES	PAYMENT TOTALS	IBE TARGET	IBE ACTUAL	IBE TYPE	START DATE	END DATE
3 CM-508A	I-78 Maintenance Garage Expansion Engineering Services for Construction Management	STV, Inc.	\$ 582,335.21	\$ 582,335.21	25%	13.83%		02/29/2016	04/30/2018

PROJECT NUMBER	PROJECT TITLE	PRIME CONTRACTOR	CONTRACT VALUES	PAYMENT TOTALS	IBE TARGET	IBE ACTUAL	IBE TYPE	START DATE	END DATE
4 CI-665A	Scudder Falls Bridge Replacement Project - PA Noise Walls Construction	JACOBS ENGINEERING GROUP, INC.	\$ 626,933.76	\$ 626,933.76	25%	7.14%		05/23/2016	11/02/2017

PROJECT NUMBER	PROJECT TITLE	PRIME CONTRACTOR	CONTRACT VALUES	PAYMENT TOTALS	IBE TARGET	IBE ACTUAL	IBE TYPE	START DATE	END DATE
5 C-650A	Riverton - Belvidere Toll Supported Bridge Critical Member Strengthening - Design	AMMANN & WHITNEY	\$ 451,072.33	\$ 451,072.33	25%	20.66%		10/26/2015	08/08/2017

PROJECT NUMBER	PROJECT TITLE	PRIME CONTRACTOR	CONTRACT VALUES	PAYMENT TOTALS	IBE TARGET	IBE ACTUAL	IBE TYPE	START DATE	END DATE
6 CI-566A	Portland - Columbia Toll Bridge Approach Roadways Improvements	JACOBS ENGINEERING GROUP, INC.	\$ 476,991.53	\$ 476,991.53	25%	30.29%		02/23/2015	10/15/2016

PROJECT NUMBER	PROJECT TITLE	PRIME CONTRACTOR	CONTRACT VALUES	PAYMENT TOTALS	IBE TARGET	IBE ACTUAL	IBE TYPE	START DATE	END DATE
7 C-663A	Scudder Falls Bridge Replacement Project - Traffic Engineering Services Pre-construction Traffic Study	PENNONI ASSOCIATES, INC.	\$ 237,424.67	\$ 237,424.67	25%	49.93%		07/30/2015	04/20/2016

PROJECT NUMBER	PROJECT TITLE	PRIME CONTRACTOR	CONTRACT VALUES	PAYMENT TOTALS	IBE TARGET	IBE ACTUAL	IBE TYPE	START DATE	END DATE
8 T-708A	New Hope Lambertville Toll Bridge Floor System Rehabilitation - Facility Administration Building	ALLIED PAINTING, INC.	\$ 1,546,100.00	\$ 1,546,100.00	25%	11.06%		03/26/2018	01/10/2019

PROJECT NUMBER	PROJECT TITLE	PRIME CONTRACTOR	CONTRACT VALUES	PAYMENT TOTALS	IBE TARGET	IBE ACTUAL	IBE TYPE	START DATE	END DATE
9 T-717A	Milford-Montague Toll Bridge Salt Storage Building	BRACY CONSTRUCTION, INC.	\$ 1,232,810.45	\$ 1,232,810.45	25%	11.78%		09/25/2017	11/30/2018

PROJECT NUMBER	PROJECT TITLE	PRIME CONTRACTOR	CONTRACT VALUES	PAYMENT TOTALS	IBE TARGET	IBE ACTUAL	IBE TYPE	START DATE	END DATE
10 T-508A	I-78 Maintenance Garage Expansion at I-78 PA Welcome Center / Maintenance Facility	BRACY CONSTRUCTION, INC.	\$ 9,845,176.91	\$ 9,845,176.91	25%	14.43%		06/27/2016	06/30/2018

PROJECT NUMBER	PROJECT TITLE	PRIME CONTRACTOR	CONTRACT VALUES	PAYMENT TOTALS	IBE TARGET	IBE ACTUAL	IBE TYPE	START DATE	END DATE
11 TS-699A	Lower Trenton Toll Supported Bridge Approach Traffic Signal Equipment Upgrades	CARR AND DUFF, INC.	\$ 161,150.32	\$ 161,150.32	25%	37.96%		03/29/2017	04/24/2018

PROJECT NUMBER	PROJECT TITLE	PRIME CONTRACTOR	CONTRACT VALUES	PAYMENT TOTALS	IBE TARGET	IBE ACTUAL	IBE TYPE	START DATE	END DATE
12 T-667A	Scudder Falls Bridge Replacement Project - Tree Clearing	AP CONSTRUCTION, INC.	\$ 1,721,688.26	\$ 1,721,688.26	25%	26.42%		12/23/2015	09/20/2017

PROJECT NUMBER	PROJECT TITLE	PRIME CONTRACTOR	CONTRACT VALUES	PAYMENT TOTALS	IBE TARGET	IBE ACTUAL	IBE TYPE	START DATE	END DATE
13 T-666A	Scudder Falls Bridge Replacement Project - PA Noise Walls	PKF - MARK III, INC.	\$ 11,219,737.01	\$ 11,219,737.01	25%	29.81%		04/29/2016	08/14/2017

PROJECT NUMBER	PROJECT TITLE	PRIME CONTRACTOR	CONTRACT VALUES	PAYMENT TOTALS	IBE TARGET	IBE ACTUAL	IBE TYPE	START DATE	END DATE
14 T-661A	Scudder Falls Bridge Replacement Project Subsurface Boring & Sampling	TRC ENGINEERS	\$ 1,438,941.98	\$ 1,438,941.98	25%	16.29%		05/18/2015	05/18/2017

PROJECT NUMBER	PROJECT TITLE	PRIME CONTRACTOR	CONTRACT VALUES	PAYMENT TOTALS	IBE TARGET	IBE ACTUAL	IBE TYPE	START DATE	END DATE
15 T-705A	I-78 Toll Plaza Bumper Block Replacement	SPARWICK CONTRACTING, INC. - (IBE)	\$ 160,006.00	\$ 160,006.00	25%	100%	SBE	10/17/2016	03/03/2017

PROJECT NUMBER	PROJECT TITLE	PRIME CONTRACTOR	CONTRACT VALUES	PAYMENT TOTALS	IBE TARGET	IBE ACTUAL	IBE TYPE	START DATE	END DATE
16 T-514A	DIII Toll Bridges Facilities Emergency Standby Generators Improvements	WEST SIDE HAMMER ELECTRIC	\$ 644,686.00	\$ 644,686.00	25%	30.61%		07/27/2015	01/08/2017

PROJECT NUMBER	PROJECT TITLE	PRIME CONTRACTOR	CONTRACT VALUES	PAYMENT TOTALS	IBE TARGET	IBE ACTUAL	IBE TYPE	START DATE	END DATE
17 TS-639B	Lower Trenton TSB Approach Roadways Improvements	MOUNT CONSTRUCTION CO., INC. - (IBE)	\$ 2,090,794.00	\$ 2,090,794.00	25%	100%	WBE	04/09/2015	12/06/2016

PROJECT NUMBER	PROJECT TITLE	PRIME CONTRACTOR	CONTRACT VALUES	PAYMENT TOTALS	IBE TARGET	IBE ACTUAL	IBE TYPE	START DATE	END DATE
18 T-641A	Easton / Phillipsburg Ramp C Stabilization	MERCO, INC. - (IBE)	\$ 998,300.00	\$ 998,300.00	25%	100%	SBE	11/23/2015	12/01/2016

PROJECT NUMBER	PROJECT TITLE	PRIME CONTRACTOR	CONTRACT VALUES	PAYMENT TOTALS	IBE TARGET	IBE ACTUAL	IBE TYPE	START DATE	END DATE
19 T-566A	Portland - Columbia Toll Bridge Approach Roadway Improvement	INTERCOUNTY PAVING COMPANY	\$ 6,193,334.28	\$ 6,193,334.28	25%	30.32%		02/25/2015	11/30/2016

PROJECT NUMBER	PROJECT TITLE	PRIME CONTRACTOR	CONTRACT VALUES	PAYMENT TOTALS	IBE TARGET	IBE ACTUAL	IBE TYPE	START DATE	END DATE
20 TS-650A	Riverton - Belvidere Toll Supported Bridge	ROAD-CON, INC.	\$ 652,738.50	\$ 652,738.50	25%	4.34%		08/15/2016	11/11/2016

**Workforce Utilization Summary
Active Construction Projects**

**Total hours includes other States in addition to PA / NJ.	Total Hours Worked **	States Except NJ & PA	States Except NJ & PA %	NJ	NJ %	PA	PA %	Other	African American	Asian	Hispanic / Latino	Native American or Alaskan	Native Hawaiian Or Other Pacific Islander	Caucasian	Total Minorities	Minority %	Women	Women %	New Hire	Total Apprentice
Project Name	740,587.61	28,647.50	3.87%	285,222.35	38.25%	457,080.06	59.05%	2,498.25	70,846.00	2,051.50	50,911.05	4,207.00	60.00	609,813.81	128,075.55	17.30%	24,632.75	3.33%	174.00	17,859.00
T-646A / TRUMBULL - Combined Totals For PA & NJ	637,134.00	19,994.00	3.13%	264,337.75	41.49%	354,621.25	55.66%	1,831.00	66,897.50	1,874.00	35,418.00	4,307.00	60.00	527,061.50	108,251.50	16.99%	23,468.25	3.58%	174.00	11,444.50
T-646A / TRUMBULL - PA SFB Replacement Project	960,538.75	11,001.80	1.13%	59,093.75	16.40%	290,695.00	30.29%	761.50	94,089.00	1,760.00	19,899.75	1,820.50	60.00	920,618.00	58,829.25	26.29%	34,748.25	4.09%	0.00	9,509.50
T-646A / TRUMBULL - NJ SFB Replacement Project	277,145.25	7,958.50	2.87%	205,306.00	74.08%	63,794.25	23.01%	1,099.50	91,809.50	114.00	15,513.25	1,886.50	0.00	228,489.50	48,622.15	17.90%	6,728.00	2.95%	174.00	7,876.00
D8-540A / TRANSORE - Electronic Toll Collection System Replacement - Design, Build & Maintain	2,040.00	1,057.00	51.81%	108.00	5.29%	875.00	42.89%	631.50	674.00	158.00	255.50	0.00	0.00	321.00	1,087.50	53.31%	0.00	0.00%	0.00	0.00
T-644A / J.D. ECKMAN - Easton Philadelphia Toll Facility Administration Building	47,770.75	7,344.50	14.96%	7,000.80	14.88%	9,825.75	20.58%	40.75	1,208.50	19.50	11,299.75	0.00	0.00	85,307.25	13,522.75	28.21%	1,058.75	2.30%	0.00	1,517.50
T-645A / MUP - Building & Facilities Energy Conservation	9,644.30	0.00	0.00%	2,494.80	24.94%	14,040.00	145.50%	0.00	1,190.25	0.00	1,037.80	0.00	0.00	7,419.25	2,206.05	22.90%	65.75	0.68%	0.00	1,244.00
T-645B / SCHNEIDER ELECTRIC - Building & Facilities Energy Conservation Measure - Mechanical / Controls	1,623.30	480.00	30.14%	0.00	0.00%	1,235.50	76.06%	0.00	0.00	0.00	0.00	0.00	0.00	1,623.30	0.00	0.00%	0.00	0.00%	0.00	0.00
T-707A / BRACY CONSTRUCTION - Commission Administration Building at SFB & Adaptive Reuse of the 1799 Building	18,840.06	0.00	0.00%	8,041.50	40.70%	30,798.56	79.30%	0.00	1,530.75	0.00	2,789.00	0.00	0.00	94,848.81	1,885.79	10.00%	0.00	0.00%	0.00	1,857.00
TS-677A / SPARKWICK - SFTS Interim Deck Repairs on I-95	580.00	0.00	0.00%	580.00	100.00%	0.00	0.00%	0.00	0.00	0.00	0.00	0.00	0.00	580.00	79.00	13.62%	0.00	0.00%	0.00	0.00
TS-682A / CARR & DUFF - Lower Trenton Toll Supported Bridge Replacement Of Sign Lighting Elements	2,794.00	0.00	0.00%	790.00	27.49%	1,894.00	167.88%	0.00	0.00	0.00	41.00	0.00	0.00	2,885.00	41.00	1.40%	0.00	0.00%	0.00	1,028.00
TT5-723A / J. FLETCHER CRAMER - On Call Beam Guide Rail & Attenuator Replacement	0.00	0.00	0.00%	0.00	0.00%	0.00	0.00%	0.00	0.00	0.00	0.00	0.00	0.00	0.00	0.00	0.00%	0.00	0.00%	0.00	0.00

**Delaware River Joint Toll Bridge Commission
Meeting of April 29, 2019**

MINORITY, WOMEN AND SMALL BUSINESS ENTERPRISE PROGRAM OVERVIEW

The Delaware River Joint Toll Bridge Commission implemented a one-year Minority Business Enterprise (MBE) pilot program, with a 7% participation goal, and the Women Business Enterprise (WBE) pilot program with a 3% goal. These goals applied to consultants and contractors' participating in the Commission's Capital Program and were effective on September 1, 2008.

At its December 2008 Commission Meeting, the Commission revised the pilot program to specify a 25% Small Business Enterprise (SBE) goal to New Jersey assigned consultant contracts in lieu of the previously specified 7% MBE and 3% WBE goals.

At its December 2010 Commission Meeting, due to the success of the Commission's MWSBE Pilot Program, the Delaware River Joint Toll Bridge Commission adopted a resolution for permanent status of the Minority Business Enterprise (MBE) program, with a 7% participation goal, and the Women Business Enterprise (WBE) program with a 3% goal, and the Small Business Enterprise (SBE) program with a 25% goal. These goals apply to consultants and contractors' participating in the Commission's Capital Program.

The Contract Compliance Department continues to monitor, update and analyze the payments for the MWSBE diversity program.

a) PA Assigned Professional Services Contracts:	7% MBE and 3% WBE
b) No State Assigned Professional Services Contracts:	7% MBE and 3% WBE
c) Capital Plan Construction Contracts:	7% MBE and 3% WBE
d) NJ Assigned Professional Services Contracts:	25% SBE

Numerous diversified businesses have benefited and continue to benefit from the Commission's previous M/W/SBE Program. The number of Contracts awarded during the MWSBE Program are as follows:

➤ Active Projects:	8
➤ Completed Projects:	69
➤ Total Capital Program Projects:	77
➤ Total Number of Contractors:	180

As of July 1, 2014 projects fall into the status now commonly referred to as IBE (Identified Business Enterprise) with a projected target to be or to exceed 25% of the total project award amount.

Minority, Women and Small Business Enterprise Payment Reporting **All Active Projects** **March-19**

PROJECT NO.	CONTRACTOR / CONSULTANT	PROJECT VALUE	TOTAL PAYMENTS TO DATE	MBE GOAL 7 %	MBE PAYMENTS	WBE GOAL 3 %	WBE PAYMENTS	SBE GOAL 25 %	SBE PAYMENTS	AWARD DATE
C-502A	AECOM Transp.	\$ 30,397,000.00	\$ 26,395,486.30	4.34%	\$ 1,319,428.97	2.50%	\$ 759,567.37		\$ -	11/25/2008
C-628A	Dewberry	\$ 1,000,000.00	\$ 506,647.35	1.78%	\$ 17,754.10	2.22%	\$ 22,233.26		\$ -	02/25/2014
C-627B	French & Parello	\$ 500,000.00	\$ 276,851.58		\$ -		\$ -	5.70%	\$ 28,487.21	08/01/2014
C-629A	Hill International	\$ 300,000.00	\$ 181,931.20		\$ -		\$ -	13.66%	\$ 40,993.70	07/29/2014
C-556A	Pennoni Associates	\$ 389,614.63	\$ 323,615.98		\$ -		\$ -	12.88%	\$ 50,193.77	05/20/2014
C-628B	Louis Berger Group	\$ 1,000,000.00	\$ 849,510.17		\$ -		\$ -	7.56%	\$ 75,584.81	12/23/2013
C-549AR	Jacobs Engineering	\$ 452,128.22	\$ 445,549.97	7.91%	\$ 35,742.16	3.07%	\$ 13,866.11		\$ -	10/29/2013
C-599A	McCormick & Taylor	\$ 1,000,000.00	\$ 283,117.05		\$ -	0.50%	\$ 5,000.00		\$ -	11/01/2011

**Total Number of
Contracts**

3

4

4

MBE = Minority Business Enterprise

WBE = Women Business Enterprise

SBE = Small Business Enterprise

Minority, Women and Small Business Enterprise Payment Reporting All Completed Contracts

*Categories highlighted below indicates the Prime has either met or exceeded the target.

CONTRACT NO.	CONTRACTOR / CONSULTANT	CONTRACT VALUE	MBE GOAL 7.0 %	MBE PAYMENTS	WBE GOAL 3.0 %	WBE PAYMENTS	SBE GOAL 25.0 %	SBE PAYMENTS
DB-427B	A.P. Construction	\$ 4,356,866.00	10.00%	\$ 435,686.60	7.30%	\$ 318,051.22		\$ -
T/TS-573A	A.P. Construction	\$ 7,823,588.00	7.69%	\$ 601,633.92	4.92%	\$ 384,920.53		\$ -
T-440BR	A.P. Construction	\$ 4,608,295.33	11.70%	\$ 539,170.55	7.33%	\$ 337,788.05		\$ -
TTS-476A-2	A.P. Construction	\$ 3,511,153.06	7.20%	\$ 252,803.02	5.50%	\$ 193,113.42		\$ -
T-472A	Allied Painting	\$ 15,595,983.76	9.70%	\$ 1,512,810.42	15.00%	\$ 2,339,397.56		\$ -
C-443A	Ammann & Whitney	\$ 770,909.81	10.00%	\$ 77,090.98	14.00%	\$ 107,927.37		\$ -
C-445A	Ammann & Whitney	\$ 920,304.08	7.20%	\$ 66,261.89	3.20%	\$ 29,449.73		\$ -
C-629B	Michael Baker	\$ 500,000.00		\$ -		\$ -	2.79%	\$ 13,937.96
T-474A	Bracy Contracting	\$ 2,660,000.00	6.05%	\$ 160,930.00	2.87%	\$ 76,342.00		\$ -
C-474A	Brisjac	\$ 287,603.87	8.00%	\$ 23,008.31	9.00%	\$ 25,884.35		\$ -
C-627A	Buchart Horn	\$ 132,374.35	0.00%	\$ -	0.00%	\$ -		\$ -
C-598A	Burns Group	\$ 408,272.00		\$ -		\$ -	8.00%	\$ 32,661.76
C-454A	Carroll Engineers	\$ 500,000.00	18.10%	\$ 90,500.00	5.90%	\$ 29,500.00		\$ -
C-543A	Cherry Weber	\$ 612,233.00		\$ -		\$ -	28.30%	\$ 173,261.94
C-639A	Cherry Weber	\$ 401,455.40	18.10%	\$ 72,663.43	5.90%	\$ 23,685.87		\$ -
T-498A	Cornell & Co.	\$ 1,999,015.22	9.20%	\$ 185,908.42	6.30%	\$ 125,937.96		\$ -
T-554A	Dayspring Electric	\$ 232,117.66	0.00%	\$ -	0.00%	\$ -		\$ -
C-454B	French & Parello	\$ 500,000.00		\$ -		\$ -	17.00%	\$ 85,000.00
C-453A	Gannett Fleming	\$ 1,000,000.00	5.33%	\$ 53,300.00	0.87%	\$ 8,700.00		\$ -
C-598B	Gannett Fleming	\$ 367,353.90		\$ -		\$ -	8.95%	\$ 32,878.17
C-566A	Greenman Pedersen	\$ 350,675.03	9.54%	\$ 33,464.64	0.83%	\$ 2,924.37		\$ -
C-599B	Greenman Pedersen	\$ 1,000,000.00		\$ -		\$ -	4.00%	\$ 40,000.00
CM-437A	Greenman Pedersen	\$ 2,559,020.59		\$ -		\$ -	19.50%	\$ 499,009.02
CM-440B	Greenman Pedersen	\$ 753,336.71		\$ -		\$ -	17.64%	\$ 132,888.60
T-441A	H & G Contractors	\$ 1,586,698.00	6.60%	\$ 104,722.07	1.57%	\$ 24,911.16		\$ -
C-530A	Hill International	\$ 400,000.00	2.50%	\$ 10,000.00	0.00%	\$ -		\$ -
CM-427B	Hill International	\$ 629,749.00		\$ -		\$ -	13.60%	\$ 85,645.86
CM-447B	Hill International	\$ 973,401.52	4.10%	\$ 39,909.46	2.10%	\$ 20,441.43		\$ -
CM-442A	Hill International	\$ 319,826.73		\$ -		\$ -	25.14%	\$ 80,404.44
CM-573A	Hill International	\$ 1,038,384.48	6.20%	\$ 64,379.84	5.80%	\$ 60,226.30		\$ -
T-506A	HRI	\$ 13,727,411.69	7.17%	\$ 984,255.42	2.91%	\$ 399,467.68		\$ -
TS-505A	IEW	\$ 661,352.00	55.00%	\$ 363,743.60	8.93%	\$ 59,058.73		\$ -
DB-563A	J. Fletcher Creamer	\$ 1,283,717.00	15.00%	\$ 192,557.55	4.00%	\$ 51,348.68		\$ -
TTS-634AR	J. Fletcher Creamer	\$ 896,808.00	8.35%	\$ 74,885.53	0.42%	\$ 3,755.75		\$ -
T-437A	J.D. Eckman	\$ 24,412,321.90	7.48%	\$ 1,826,041.68	3.04%	\$ 742,134.59		\$ -
TS-442A	James A. Anderson	\$ 2,149,268.62	6.30%	\$ 135,403.92	1.30%	\$ 27,940.49		\$ -
TS-443A	James A. Anderson	\$ 2,461,975.00	0.00%	\$ -	6.10%	\$ 150,180.48		\$ -
T-543A	James D. Morrissey	\$ 6,683,640.40	4.80%	\$ 320,814.74	8.64%	\$ 577,466.53		\$ -
CM-444A	JMT	\$ 905,196.00	9.50%	\$ 85,993.62	2.80%	\$ 25,345.49		\$ -
CM-506A	JMT	\$ 1,459,000.00	7.65%	\$ 111,613.50	2.40%	\$ 35,016.00		\$ -
CM-543A	JMT	\$ 752,729.58		\$ -		\$ -	30.60%	\$ 230,335.25
C-506A	KS Engineers	\$ 1,156,622.33	63.38%	\$ 733,067.23	13.44%	\$ 155,450.04		\$ -
TTS-476A-1	Kyle Conti	\$ 4,128,641.00	0.09%	\$ 3,715.78	9.00%	\$ 371,577.69		\$ -
DB-562A	M.L. Ruberton	\$ 344,492.68	8.30%	\$ 28,592.89	3.80%	\$ 13,090.72		\$ -
T-475A	Miniscalco	\$ 68,229.51	2.25%	\$ 1,535.16	1.20%	\$ 818.75		\$ -
TS-445A	Neshaminy Contractors	\$ 6,285,926.10	16.90%	\$ 1,062,321.51	2.70%	\$ 169,720.00		\$ -
TS-447B	Neshaminy Contractors	\$ 8,955,586.24	8.60%	\$ 770,180.42	2.58%	\$ 231,054.12		\$ -
C-437B	Parsons Brinkerhoff	\$ 2,254,674.00		\$ -		\$ -	22.54%	\$ 508,203.52
C-437A	Pennoni Associates	\$ 764,181.39		\$ -		\$ -	24.00%	\$ 183,403.53
C-455B	Remington & Vernick	\$ 400,000.00		\$ -		\$ -	2.49%	\$ 9,960.00
TS-444A	Road-Con	\$ 7,814,850.68	4.87%	\$ 380,583.23	0.31%	\$ 24,226.04		\$ -
T-639A	Road-Con	\$ 3,324,313.00	0.00%	\$ -	13.90%	\$ 462,079.51		\$ -
C-621A	Rummel, Klepper & Kahl	\$ 487,881.64	9.01%	\$ 43,941.24	3.16%	\$ 15,427.54		\$ -
T-624A	Sparwick	\$ 874,601.00	7.60%	\$ 66,469.68	0.75%	\$ 6,559.51		\$ -
C-440B	Stantec	\$ 728,011.79	4.75%	\$ 34,580.56	2.80%	\$ 20,384.33		\$ -
C-440A	Stantec	\$ 405,011.03	4.80%	\$ 19,440.53	6.60%	\$ 26,730.73		\$ -
C-600A	STV	\$ 800,000.00		\$ -		\$ -	12.60%	\$ 100,800.00
CM-472A	STV	\$ 1,728,385.40		\$ -		\$ -	23.80%	\$ 411,355.73
CM-474A	STV	\$ 291,172.17	0.00%	\$ -	0.00%	\$ -		\$ -
C-538A	STV	\$ 500,000.00	1.25%	\$ 6,250.00	31.20%	\$ 156,000.00		\$ -

MBE = Minority Business Enterprise / WBE = Women Business Enterprise / SBE = Small Business Enterprise
Data represents payments made from the start of the MWSBE program up to the completion of each referenced contract.

Minority, Women and Small Business Enterprise Payment Reporting All Completed Contracts

*Categories highlighted below indicates the Prime has either met or exceeded the target.

CONTRACT NO.	CONTRACTOR / CONSULTANT	CONTRACT VALUE	MBE GOAL 7.0 %	MBE PAYMENTS	WBE GOAL 3.0 %	WBE PAYMENTS	SBE GOAL 25.0 %	SBE PAYMENTS
CM-443A	STV	\$ 204,152.63	16.75%	\$ 34,195.57	11.00%	\$ 22,456.79		\$ -
CM-445A	STV	\$ 682,064.44		\$ -		\$ -	26.00%	\$ 177,336.75
CM-498A	STV	\$ 571,665.66	12.00%	\$ 68,599.88	2.40%	\$ 13,719.98		\$ -
C-453B	T & M Associates	\$ 1,000,000.00		\$ -		\$ -	18.90%	\$ 189,000.00
C-07-11	Transystems	\$ 747,493.55		\$ -		\$ -	21.05%	\$ 157,347.39
C-447B	Transystems	\$ 666,016.64	8.00%	\$ 53,281.33	2.00%	\$ 13,320.33		\$ -
CM-476A	Trumbull	\$ 699,250.00	13.60%	\$ 95,098.00	6.10%	\$ 42,654.25		\$ -
C-505A	Urban Engineers	\$ 154,598.70		\$ -		\$ -	36.50%	\$ 56,428.53
C-539A	URS Corporation	\$ 265,070.69		\$ -		\$ -	0.00%	\$ -
Total Number of Contracts	69		48		48		21	

MBE = Minority Business Enterprise / WBE = Women Business Enterprise / SBE = Small Business Enterprise
Data represents payments made from the start of the MWSBE program up to the completion of each referenced contract.

DELAWARE RIVER JOINT TOLL BRIDGE COMMISSION

Meeting of April 29, 2019

COMMUNICATIONS

The following Pages reflect the reports on those items assigned to the Communications Department. Each item is reported separately and page numbered accordingly.

DELAWARE RIVER JOINT TOLL BRIDGE COMMISSION
Meeting of April 29, 2019

OPERATIONS INDEX
FOR
COMMUNICATIONS

SUBJECT	DESCRIPTION	PAGE NUMBER
Communications	Status Report Month of March 2019	1-5

DELAWARE RIVER JOINT TOLL BRIDGE COMMISSION
Meeting of April 29, 2019

COMMUNICATIONS REPORT
March 2019

- **COMMISSION AWARENESS EFFORTS:**

Scudder Falls Toll Bridge Presentation – Initiated work on an updated and expanded presentation on the Scudder Falls Bridge Replacement Project with an additional segment on toll collections, which are expected to begin in July 2019 on the new bridge's upstream span. This PowerPoint slide show will be completed in early April and presented to the Kiwanis Club of Ewing meeting on April 4. In addition to the slide presentation, the large project map, and an informational board on an easel of the bridge's toll rates are expected to be displayed. Handout cards for the project website and E-ZPass also will be distributed.

Scudder Falls Bridge Replacement Project – An expansive public awareness effort was conducted in advance of anticipated periodic single-lane closures in the Pennsylvania-bound direction at the Scudder Falls Bridge. The lane restrictions are needed to allow for trucks to deliver concrete for the road deck of the new Scudder Falls Toll Bridge's upstream span. Alerts and postings took place on both websites. Additional outreach was made with the assistance of Community Affairs and public involvement consultant McCormick Taylor. This included the issuance of an e-blast alert to individuals who signed up for project notifications.

Billboards Promoting E-ZPass for Scudder Falls Toll Bridge – The first round of promotional billboards for the Scudder Falls Toll Bridge were installed/posted during March. A static sign has been purchased along I-295 WB (but viewable only from I-295 EB) east of the Route 1 interchange (technically north of it) in Middletown, PA. Postings also have been purchased on a digital billboard viewable alongside I-295 NB in New Jersey. So, one billboard is viewable in the New Jersey-bound direction in Pennsylvania and the other is viewable in the Pennsylvania-bound direction in New Jersey. For the moment, the billboards have a soft message, urging motorists to get E-ZPass before its upstream span opens to traffic this summer. The messaging will become more pointed as the toll collection date draws nearer. (Note: Because the static board on the Pennsylvania side is hard to read from the other side of the highway, the content has been revised and is expected to be displayed in mid-April.)

Bridge History Presentations – Two extensive PowerPoint slide shows and archival displays were put together and presented in March. The first slide show (185 slides) was about the history of the Delaware River bridges in Trenton. This was presented to Trenton Historical Society members in Prudence Hall at Thomas Edison State University (Kelsey Building) on March 22. The talk included images amassed over the years from the Commission's archives, online resources, books, the Trentoniana room of the Trenton Library and multiple other sources. The presentation centered on two crossings: Lower Trenton, which had a ground-

DELAWARE RIVER JOINT TOLL BRIDGE COMMISSION
Meeting of April 29, 2019

breaking wooden covered bridge, two iron bridges (one vehicular and one railroad), two steel railroad bridges, and today's current steel truss bridge; and Calhoun Street, where the original wooden-covered Trenton City Bridge crossed only to burn down and be replaced by the 1884 wrought-iron Calhoun Street Bridge that is still in service today. The presentation also included display boards from the May 31, 2018 commemoration of the Lower Trenton Bridge's new LED "Trenton Makes" sign, a piece of Phoenix column from the Calhoun Street Bridge, and the commemorative piece of the old wooden toll gate at Lower Trenton. The second slide show (261 slides in 90 minutes) was at the Mercer County Library's Lawrenceville branch on March 28. This was significantly expanded compilation. In addition to the two historic bridge crossings in Trenton, this slide show included images and history of the bridges at Washington Crossing, Yardley-Wilburtha, Scudder Falls, Trenton-Morrisville (Route 1), and the Brownsburg Bridge, which was never built. This rapid-fire presentation allowed for questions and was positively received.

- **MEDIA RELATIONS:**

Hot Topics: I-295/Rte. 29 interchange upstream segment to close until summer; Mardi Gras parade crosses Northampton Street Bridge; D&R Canal towpath cleanup near Lumberville-Raven Rock footbridge; Scudder Falls Toll Bridge's upstream span concrete deck pouring to begin; Columbia residents say road salt contaminated water supply; Centre Bridge Inn up for sale; various Scudder Falls Bridge Replacement Project travel restrictions; various postings/publications of "Trenton Makes" sign images; former Commission employee J.P. Stettner seeking Phillipsburg council seat; E-ZPass website/call center service disruption; trash truck overturns on NJ approach to Delaware Water Gap (I-80) Toll Bridge; Commission employee Todd Tersigni resigns to run for mayor in Phillipsburg; obituary for Commission retiree James Bates; Phillipsburg police chief Robert Stettner in car accident; NH-LTSB depicted in River Valley Realty Workshop ad; Frenchtown Library sale of maps and local landmarks postcards sale; PA. Rep. Emrick's legislation affect the Bridge Commission moves in house; State (NJ) rebuffs Knowlton on road salting in Columbia section of the township; Commission employee Joe Donnelly gave presentation on Delaware River bridge crossings in Mercer County; Donnelly to give lecture on history of river bridges in Trenton; Commission sues Sakoutis Trucking for overdue toll violations.

- **COMMUNITY AFFAIRS:** (Please refer to Community Affairs report)

Worked with Community Affairs Director Jodee Inscho in alerting Mercer County area employers about the ramp closures now in place at the I-295/Route 29 interchange.

- **E-ZPass:**

Posted alerts and website banner ticker items regarding unscheduled shutdown of Commission's E-ZPass service provider's website and phone systems.

DELAWARE RIVER JOINT TOLL BRIDGE COMMISSION
Meeting of April 29, 2019

- **Website:**

Posted updated administration building progress photos. Updated traffic counts on the Commission's public website with the assistance of service provider Stokes Creative Group. Updated "tool tip" entries for construction projects at New Hope-Lambertville, I-78 and Scudder Falls bridges in 2017 and 2018.

INTERNAL/EXTERNAL COMMUNICATIONS

- The Commission website recorded 12,434 sessions (visits) in March. This reflects an increase over February when 11, 820 sessions were recorded, and an increase over March 2018 when 12,153 sessions were recorded. The bounce rate remains in the neighborhood of 50 percent, which is normal.
- Issued 5 press releases/travel advisories in February. All involved the Scudder Falls Bridge Replacement Project.
- Attended Scudder Falls project public involvement meeting to discuss the rollout of preparations in advance of the start of toll collections at the new Scudder Falls Toll Bridge this summer.
- Participated in conference call on completing the 2017 annual report.
- Submitted all artwork and revisions for the 2017 annual report to media consultants Bellevue Communications and Marcia Perry and her designers. The report, which includes a 30-year-anniversary account of the 1987 completion of Compact rewriting process, is expected to be posted in April. Considerable research ended up being required to complete this task, as the Commission's annual reports from that era were largely silent on the endeavor and some news reports were sketchy or misleading.
- Provided response to Mercer County Airport representatives inquiring about lane and ramp closures relative to the Scudder Falls Bridge Replacement Project.
- Corresponded with Jerry Harcar of the Trenton Historical Society regarding the bridge history presentation to his organization.
- Corresponded with Teska Frisby regarding Orange Day lighting request for the Lower Trenton Bridge's illuminated "Trenton Makes" sign.
- Provided responses to various news reporter inquiries regarding salt contamination of aquifer that runs below Columbia section of Knowlton Township; a state DEP study clearly indicates that Knowlton's own salt storage practices – or lack thereof – were the root cause.
- Contacted photographer Alexis Leia for copy of New Hope-Lambertville rainbow photo for use in 2018 annual report.
- Coordinated various final vetting for various materials in annual report.
- Worked with the engineering department to establish billing codes for the Scudder Falls Toll Bridge tolling implementation advertising effort.
- Forwarded to the engineering department a Basin Commission communication regarding dislodged red plastic channel markings from the Scudder Falls project.
- Updated the Delaware & Raritan Canal Towpath map on the Scudder Falls project website.
- Posted multiple project updates and travel alerts on Facebook platforms for municipalities with commuters who use the Scudder Falls Bridge.
- Provided all-electronic tolling images and materials to consultants.

DELAWARE RIVER JOINT TOLL BRIDGE COMMISSION
Meeting of April 29, 2019

- Responded to Yardley Patch reporter regarding concrete pouring at new Scudder Falls Toll Bridge.
- Attempted to research origination and placement of a New Jersey state income tax check-off sign regarding cliff swallows at the New Hope-Lambertville Bridge; for response to inquiry about deteriorated sign's removal some time ago. Reviewed 1980s' Commission meeting minute books, but did not find any references to the Commission's authorizing the sign's placement. This suggests the sign may have been placed on the Lambertville side by the State of New Jersey when the bridge was still jointly owned by the two states (prior to July 1987).
- Acquired photo of former Commission chairman John Fullam through phillynews.com.
- Compiled photographs from 2017 portion of I-78 Bridges and Approach Slabs Rehabilitation Project.
- Revised and corrected the historical list of prior Commissioners.
- Prepared or edited responses to various Scudder Falls Bridge Replacement Project inquiries received through public involvement consultants McCormick Taylor.
- Researched history of why Scudder Falls is correct usage when area residents often refer to bridge and area as Scudders (with an s) Falls. Scudder is correct according to the historical record. That namesake family's name is Scudder with no "s." The added "s" is a colloquialism. Also contacted members of the Scudder family.
- Responded to a pay-to-play magazine inquiry for an article on the Scudder Falls project – no.
- Received phone call from PA DEP staffer Abdollhossain Liaghat regarding the Commission and explained that we are a bistate agency with a federal Compact and not a state agency. (Note: DRJTBC Compact is a "silent compact" and has no provisions allowing for one state to exercise unilateral action affecting the Commission.)
- Contacted Rutgers University's Eagleton Institute for photographs of former NJ Governors Kean and Byrne.
- Visited Trenton and NJ Legislature libraries for photographs of individuals involved in the 1975-1987 Compact updating process. Also obtained photos and news clips for use in bridge history presentations.
- Obtained dramatic ice jam photo of the Lower Trenton Bridge and its "Trenton Makes" sign from photographer Mark Dunlap for use in annual reports and slide shows. Completed limited-use agreement process.
- Posted various banner ticker alert messages on the DRJTBC website, this included travel events at Scudder Falls, I-80, I-78 and E-ZPass.
- Provided initial response to commuter regarding any changes to the I-295-Route 332/Newtown-Yardley exit. Note: The interchange is PennDOT controlled.
- Relayed canal towpath intermittent closure info to Friend of the Delaware Canal.
- Communicated with Crown Trophy regarding redesign of Commissioner/Employee retirement plaque. Edited submission.
- Uploaded various bridge-history images from the New York Public Library and the Library of Congress collections.

DELAWARE RIVER JOINT TOLL BRIDGE COMMISSION

Meeting of April 29, 2019

- Researched various inaugural officers of the private companies that constructed the first wooden bridges servicing the City of Trenton.
- Provided old iron bridge photo to rail historian John Kilbride.
- Ordered Scudder Falls toll schedule display board for use in future outreach efforts and presentations.

DELAWARE RIVER JOINT TOLL BRIDGE COMMISSION

Meeting of April 29, 2019

**OPERATIONS INDEX
FOR
COMMUNITY AFFAIRS**

SUBJECT	DESCRIPTION	PAGE NUMBER
Community Affairs	Status Report Month of March 2019	1

DELAWARE RIVER JOINT TOLL BRIDGE COMMISSION
Meeting of April 29, 2019

Community Affairs Report
March 2019

The following Community Affairs activity took place during March 2019:

Scudder Falls Public Involvement

Disseminated information regarding park and ride closures and other construction activities to local officials. Assisted in review and response to messages received via the Commission and Scudder Falls project websites, as appropriate. Questions and concerns included construction schedule, road conditions within the construction zone and tolling.

Posted weekly construction activity notice updates on project website.

Knowlton Township Salt

Conferred with Commission officials regarding handling of salt spillage in Commission's jurisdiction. It was determined to have spilled from another agency's vehicle.

Special Event-Use of Facilities

Conferred with Commission officials regarding Mardi Gras parade at Northampton Street Toll Supported Bridge.

Workplace Safety Committee/Training

Attended Workplace Safety meeting and tour of facility at the NJSP Regional Operations Intelligence Center.

Commission Newsletter

Completed and distributed winter edition of the River Currents newsletter.

Various Community Relations

Assisted in preparation of various bridge and Commission images for presentation by Joseph Donnelly and for possible use in annual reports; shared notice of scheduled controlled burn at Delaware Water Gap with appropriate Commission officials; and replied to various customer and community inquiries, including lighting request for Lower Trenton Toll-Supported Bridge, removal of advertising sign at Washington Crossing.

DELAWARE RIVER JOINT TOLL BRIDGE COMMISSION

Meeting of April 29, 2019

ENGINEERING

The following Pages reflect the reports on those items assigned to the Engineering Department. Each item is reported separately and page numbered accordingly.

DELAWARE RIVER JOINT TOLL BRIDGE COMMISSION
Meeting of April 29, 2019
PROJECT STATUS REPORT

FACILITY	PM/PAM	CONTRACT DESCRIPTION	PAGE NO.
Trenton-Morrisville Toll Supported Bridge	RJZ/RWL	Southern Operations & Maintenance Facilities Improvements <ul style="list-style-type: none"> Preliminary, Final, & Post Design Services, C-519A 	1
	RFM/RWL	BAR7 Structural Analyses <ul style="list-style-type: none"> Approach Structures, C-715A-3 	1
Scudder Falls Toll Supported Bridge	KMS/RWL	Scudder Falls Bridge Replacement Project <ul style="list-style-type: none"> Final Design Services, Contract C-660A Construction Contract, T-668A 	2-3
	CTH/KMS	<ul style="list-style-type: none"> Construction Management, CM-669A 	3
	CLR/KMS	<ul style="list-style-type: none"> Construction Inspection, PA Approaches, CI-671A Construction Inspection, Main River, CI-672A 	3-4
	VMF/CLR/KMS	<ul style="list-style-type: none"> Construction Inspection, NJ Approaches, CI-673A 	4
	CTH/RWL	<ul style="list-style-type: none"> BM/AET Building Code Compliance Inspections, C-703A-6 	5
	KMS/RWL	DMC Services for Construction of the SFB Project <ul style="list-style-type: none"> Oversight of Final Design, C-502A-2I 	5-6
	CTH/KMS	Public Involvement Services <ul style="list-style-type: none"> Design Contract, C-662A 	6
	KMS/RWL	Capital Program Management Consultant (CPMC) & Design Management Consultant (DMC) Services for the I-95/Scudder Falls Bridge Improvement Project <ul style="list-style-type: none"> CPMC Services 2018 through 2021, C-502A-1M 	7
	CAS/RWL	Commission Administration Building at Scudder Falls <ul style="list-style-type: none"> Design Contract, C-707A Construction Management, CM-707A Construction, T-707A 	7-8
New Hope-Lambertville Toll Bridge	CTH/RWL	Salt Storage Facility <ul style="list-style-type: none"> Design, C-702B-5 Construction Management/Inspection, C-704A-1 Construction, T-611A 	8-9
I-78 Toll Bridge	VMF/CTH/KMS	I-78 Bridges and Approach Slab Rehabilitation <ul style="list-style-type: none"> Design Contract, C-644A Construction Management/Inspection, CM-644A Construction, T-644A 	9-10
	VMF/RFM/KMS	I-78 Pavement Rehabilitation (Joint Rehabilitation) <ul style="list-style-type: none"> Design Contract, DR-721A 	10
Northampton Street Toll Supported Bridge	RFM/RWL	Rehabilitation <ul style="list-style-type: none"> In-Depth Inspection and Structural analysis, C-715A-4 	10-11
Easton-Phillipsburg Toll Bridge	CTH/RWL	Salt Storage Facility <ul style="list-style-type: none"> Design, C-702B-3 	11
Delaware Water Gap Toll Bridge	CTH/RWL	Toll Plaza Roadway & NJ Approach Repairs <ul style="list-style-type: none"> Scoping/Concept Study, C-702B-6 	11
Milford Montague Toll Bridge	CTH/RWL	Salt Storage Facility <ul style="list-style-type: none"> Construction Management, C-703A-3 	12

Notes: Facilities are listed South to North

The first set of initials indicate the Project Manager and the second set of initial indicate the Program Area Manager

Project Manager Legend

WMC – M. Cane
 CTH – C. Harney

VMF – V. Fischer

Program Area Manager Legend

KMS – K. Skeels
 CAS – C. Straccolini
 RFM – Ronald Mieszkowski

RJZ – R. Zakharia
 RLR – R. Rash
 CLR – C. Rood

DELAWARE RIVER JOINT TOLL BRIDGE COMMISSION
Meeting of April 29, 2019
PROJECT STATUS REPORT

FACILITY	PM/PAM	CONTRACT DESCRIPTION	PAGE NO.
District 2 and 3	RJZ/RWL	Phase 1 Toll Collection Counting Facilities <ul style="list-style-type: none"> Preliminary, Final & Post Design Services, C-696B-1 	12
Multiple Facilities and/or Commission-Wide	JRB/RFM	Approach Roadway Improvements at the Centre Bridge-Stockton, New Hope-Lambertville, and Uhlerstown-Frenchtown Toll Supported Bridges <ul style="list-style-type: none"> Design, C-715A-1 	13
	WMC/RWL	Electronic Surveillance/ Detection System <ul style="list-style-type: none"> ESS Maintenance Contract, DB-724A 	13
	CAS/RWL	Electronic Toll Collection <ul style="list-style-type: none"> Customer Service Center/Violation Processing Center Project, DB-584A 	14
	CAS/RWL	Traffic Count Program Upgrade <ul style="list-style-type: none"> DR-550A 	14
	CAS/RWL	Electronic Toll Collection System Replacement <ul style="list-style-type: none"> Design, Build, and Maintain, DB-540A Toll Plaza LED Sign Installation & Integration, C-701A-4 All Electronic Tolling Study, C-701A-5 	14-15
	CAS/RWL	Level 3 Investment Grade Traffic & Revenue Forecasts <ul style="list-style-type: none"> C-549AR 	15
	RJZ/RWL	Buildings & Facilities Energy Conservation Measures <ul style="list-style-type: none"> Preliminary, Final & Post Design Services, C-657A-3 Construction Management Services, C-696A-2 Construction, Electrical, T-645A Construction, Mechanical, T-645B 	16-17
	WMC/RWL	Job Ordering Contracting <ul style="list-style-type: none"> Program Manager, C-727A Job Order Contracting Services, T/TS-734A Job Order Contracting Services, T/TS-735A Job Order Contracting Services, T/TS-736A Job Order Contracting Services, T/TS-737A 	18-19
	RFM/RWL	General Engineering Consultant Annual Inspections <ul style="list-style-type: none"> 2015-2018 Annual Inspections, C-684A 	19
	CAS/RWL	2015-2016 Traffic Engineering Consultant <ul style="list-style-type: none"> C-686A 	19

Notes: Facilities are listed South to North

The first set of initials indicate the Project Manager and the second set of initial indicate the Program Area Manager

Project Manager Legend

WMC – M. Cane
CTH – C. Harney

VMF – V. Fischer

Program Area Manager Legend

KMS – K. Skeels
CAS – C. Straccioli
RFM – Ronald Mieszkowski

RJZ – R. Zakharia
RLR – R. Rash
CLR – C. Rood

DELAWARE RIVER JOINT TOLL BRIDGE COMMISSION

**April 29, 2019
PROJECT STATUS REPORT**

TRENTON-MORRISVILLE TOLL BRIDGE

SOUTHERN OPERATIONS & MAINTENANCE FACILITIES IMPROVEMENTS PRELIMINARY, FINAL & POST DESIGN SERVICES C-519A (RJZ/RWL)

This contract is for Preliminary, Final and Post-Design Services for space utilization improvements at New Hope Lambertville Toll Bridge Executive Headquarters and the demolition and reconstruction of the Trenton Morrisville Toll Bridge Administration Building as identified under a Task Order Assignment for Space Utilization Program and Concept Study.

In accordance with the Commission's February 26th Regular Monthly Commission Meeting, this Contract was awarded to Gannett Fleming, Architects Inc. (GF). Accordingly; a Notice of Award and Limited Notice to Proceed was issued to GF effective February 27, 2018.

A Kick-Off Meeting was conducted with GF on March 20, 2018, and a record room site visits to review and obtain existing records documents was conducted on March 27, 2018. GF is currently conducting existing condition surveys at the New Hope Toll Bridge Facility, contacting all existing public utilities and updating the Boundary & Topographic surveys at Trenton Morrisville site. Consultant continue to conduct users' meeting and updating the Space Utilization Program to serve the Commission's current operations and anticipated needs in the foreseeable future.

BAR7 STRUCTURAL ANALYSES OF TRENTON-MORRISVILLE TOLL BRIDGE APPROACH STRUCTURES Task Order Assignment C-715A-3 (RFM/RWL)

Under this Task Order assignment Pennoni Associates will load rate the six (6) approach structures to the Trenton-Morrisville Toll Bridge. These ratings are required as a result of the FHWA directives mandated by MAP21 and Fast Act. These bills require that all bridges be rated for Specialized Hauling Vehicles (SHVs) and Emergency Vehicles EVs). Pennoni received Notice to Proceed on October 29, 2018. Ramp Y over Route 29 final ratings were submitted on January 11, 2019 along with the preliminary rating reports for the remaining five (5) structures. Preliminary reports were reviewed and commented on. Final reports to be submitted the first week of March.

DELAWARE RIVER JOINT TOLL BRIDGE COMMISSION

**April 29, 2019
PROJECT STATUS REPORT**

SCUDDER FALLS BRIDGE REPLACEMENT PROJECT

FINAL DESIGN
Contract No. C-660A
KMS/RWL

During the March reporting period Michael Baker Jr., Incorporated (Baker) of Hamilton New Jersey continued their coordination and support with the utility relocation effort in PA and NJ; continued to review and respond to various Requests for Information (RFIs) and submittals from the Contractor and the Construction Manager; and, attended Contract T-668A Progress Meetings and various technical meetings involving design issues with the Contractor and CM/CI team. Baker was also involved in the ongoing coordination with PennDOT regarding long term detours that are needed for the Taylorsville Road Interchange ramp work to achieve Phase 1 tolling.

CONSTRUCTION
Contract No. T-668A
KMS/RWL

Trumbull Corporation of Pittsburgh, PA (Trumbull) was awarded the Scudder Falls Bridge Replacement Construction Contract T-668A in the amount of \$396,000,000.00 at the Commission's January 30, 2017 Meeting. The Commission issued a full Notice to Proceed on March 3, 2017.

Weekly Meetings continued between the Contractor and the Commission's Project team to discuss Project schedule, progress, and planning for ongoing and/or upcoming construction activities. Trumbull continued to submit Requests for Information (RFI's) and make required project submittals throughout this reporting period for ongoing and upcoming construction activities. To date there have been a total of 726 Contractor RFIs and a total of 1,210 Contractor Submittals. Trumbull and the Construction Manager (Hill/Jacobs) have also been coordinating on the Baseline CPM Schedule progress updates.

During the March reporting period Trumbull continued construction in work areas extending throughout the project limits in order to complete parallel activities on the project.

In **Pennsylvania**, construction continued on: utility work at Ramp S for the Welcome Center, and between Woodside/Taylorsville Roads and the BM/AET building; drainage installation within the I-295 median area and along I-295 WB Ramps N, S, and T in PA; the I-295 Bridges over Taylorsville Road and the Delaware Canal; AET overhead gantry structure installation; and, Bridge Monitor/All Electronic Toll (BM/AET) Building exterior wall framing, interior drywall, mechanical, electrical and plumbing utilities on all four building levels.

DELAWARE RIVER JOINT TOLL BRIDGE COMMISSION

April 29, 2019

PROJECT STATUS REPORT

On the **Main River Bridge**, construction continued on: the installation of the drainage scuppers, and setting the concrete screed rail and formwork bulkheads at various locations between spans 1 and 7; the installation of utility conduit supports and the conduits beneath the new bridge deck; the downstream, in-water trestle causeway sections in PA and NJ; and, removal of the upstream trestle causeway from PA. Deck placement also began with two (2) sections of bridge deck being poured.

In **New Jersey**, work associated with the 18-week detour for the NJ northern roundabout construction was ongoing throughout the month, including earthwork and installation of drainage structures in the proposed roadway and the stormwater retention basin. Elsewhere, construction continued on: drainage structures and pipes along I-295; existing I-295 NB main approach bridge demolition; new main approach bridge abutments and piers including piles and drilled shaft foundations, columns and MSE walls; and, the installation of sign structure foundations, and highway and interchange lighting.

CONSTRUCTION MANAGEMENT

Contract No. CM-669A
(CTH/KMS)

At the October 31, 2016 Commissioners Meeting, the Commission awarded Contract No. CM-669A, Construction Management Services for the Scudder Falls Bridge Replacement project to Hill International (Hill) of Philadelphia, PA for an amount not-to-exceed \$25,015,066.98. Hill was provided with Notice of Award and Limited Notice to proceed on November 2, 2016. Hill was then issued a Full Notice to Proceed on January 31, 2017, in parallel with the award of the Scudder Falls Bridge Replacement Contract T-668A at the same meeting.

The Hill team continues to supply construction management personnel as necessary, monitor Trumbull's performance and progress, conduct bi-weekly progress meetings, oversee and coordinate the three (3) construction inspection firms, perform utility coordination in NJ & PA, perform schedule reviews, conduct bi-weekly scheduling meetings, maintain document control, perform health and safety inspections, adjust project staffing as required, address material testing and inspection plan requirements, prepare monthly contractor invoices and manage overall project budget.

CONSTRUCTION INSPECTION OF THE PENNSYLVANIA APPROACH

Contract No. CI-671A
CLR/KMS

This Contract is for Construction Inspection (CI) Professional Services for the PA Approach Roadway Improvements portion of the Scudder Falls Bridge Replacement Project, Contract T-668A. TRC Engineers, Inc. (TRC) of Plymouth Meeting, PA was awarded this contract at the February 27, 2017 Commissioners' Meeting; and issued a full Notice to Proceed effective March 29, 2017.

DELAWARE RIVER JOINT TOLL BRIDGE COMMISSION

**April 29, 2019
PROJECT STATUS REPORT**

During this reporting period TRC continued to provide four (4) full-time inspectors to work on the Pennsylvania Approach Roadway portion of the Project under the supervision of the Construction Manager. Additional Inspectors will be provided as the need arises based on the Contractor's schedule.

CONSTRUCTION INSPECTION OF THE MAIN RIVER BRIDGE Contract No. CI-672A CLR/KMS

This Contract is for Construction Inspection (CI) Professional Services for the Main River Bridge portion of the Scudder Falls Bridge Replacement Project, Contract T-668A. WSP/Parsons Brinckerhoff, Incorporated (PB) of Lawrenceville, NJ was awarded this contract at the February 27, 2017 Commissioners' Meeting; and issued a full Notice to Proceed effective March 22, 2017.

During this reporting period PB continued to provide four (4) full time inspectors to work on the Main River Bridge portion of the Project and also continued to provide one (1) full time inspector to work on the Pennsylvania Approach Roadway portion of the Project with all inspectors working under the supervision of the Construction Manager. Additional Inspectors will be provided as the need arises based on the Contractor's schedule.

CONSTRUCTION INSPECTION OF NEW JERSEY APPROACH Contract No. CI-673A VMF/CLR/KMS

This Contract is for Construction Inspection (CI) Professional Services for the NJ Approach Roadway Improvements portion of the Scudder Falls Bridge Replacement Project, Contract T-668A. Gannett Fleming, Inc. (GF) of South Plainfield, NJ was awarded this contract at the February 27, 2017 Commissioners' Meeting and issued a full Notice to Proceed effective March 29, 2017.

During this reporting period GF continued to maintain the contract's full complement of five (5) inspectors to provide inspection and material testing on the New Jersey approach portion of this project under the supervision of the Construction Manager. Two of the current five inspectors are from GF's IBE sub-consultant, Churchill Consulting Engineers.

DELAWARE RIVER JOINT TOLL BRIDGE COMMISSION

**April 29, 2019
PROJECT STATUS REPORT**

BM/AET BUILDING CODE COMPLIANCE INSPECTIONS Task Order Assignment No. C-703A-6 (CTH/RWL)

Utilizing the Commission's current Construction Management Task Order Agreement, this Task Order Assignment is to provide Code Compliance Inspections on as needed basis for the construction of the new BM/AET Building being constructed as part of the Scudder Falls Bridge Replacement project. Said services will be provided by a Commonwealth of Pennsylvania Department of Labor and Industry (PA L&I) Certified Third-Party Agency in the appropriate building trade categories and in accordance with the current Uniform Construction Code Inspection Procedures UCC-9.

Urban was issued Notice to Proceed effective August 6, 2018. UCC inspections have been performed on a periodic basis as determined by the classification of work being performed and will continue until building construction is complete in 2019.

DESIGN MANAGEMENT CONSULTANT SERVICES T-668A CONSTRUCTION Task Order Assignment No. C-502A-2I KMS/RWL

AECOM is providing DMC services during the construction of the Scudder Falls Bridge Replacement Project, Contract T-668A, under this Task Order Assignment, which began on April 1, 2017. The DMC Services include support to the Commission in the following:

Environmental Agency Coordination – Continuous services providing Project-wide assistance with environmental activities including agency site visits; contractor inquiries associated with existing permits obtained by the Commission; and, monitoring and implementation of existing environmental mitigation stipulations associated with pre-construction project permits and agency agreements.

Environmental Permitting - In New Jersey, continued coordination with Baker and the NJDEP regarding the mussel survey/relocation work required along the downstream side of the Scudder Falls Bridge in advance of the installation of the downstream trestle work platform in the river. Due to the high river levels and the inability to perform the mussel survey/relocation work, a waiver request has been submitted to NJDEP and approved by them. A separate mitigation plan is currently being developed as requested by NJDEP. A draft letter detailing a proposed mitigation plan has been prepared by Michael Baker and is currently being reviewed by the Commission's Engineering Staff. It should also be noted that the in-water restriction period for work activities within the Delaware River began on March 15th and will run through June 30th.

DELAWARE RIVER JOINT TOLL BRIDGE COMMISSION

April 29, 2019
PROJECT STATUS REPORT

Environmental Monitoring Services – Continuous services throughout construction to meet project permit requirements. Services performed during this reporting period included weekly monitoring of the project site for compliance with environmental requirements. Archaeological Monitoring services are also being performed for certain NJ excavation activities in conformance with the Project's Programmatic Agreement although no archaeological monitoring work was performed this reporting period. AECOM continued to provide weekly Peregrine Falcon Monitoring Reports to the Commission and the PA Game Commission. Weekly Environmental Monitoring of the project site was also performed by ACT Engineers, a sub-consultant to AECOM.

Contracts C-660A and T-668A Progress Support - DMC services during this reporting period included participation in the work flow for review and distribution of the contractor's submittals and requests for information (RFI); ongoing coordination with the Baker Team on RFI and contractor submittal responses; design and/or construction issue trouble-shooting and resolution support with involvement in the various technical issues meetings with the CM and the Contractor; ongoing utility relocation work and existing facility interface coordination support; utility design coordination between the Commission's District 1 Administration Building Design and SFB construction projects; and, coordination with Commission Operation's and Public Safety Bridge Security Departments on maintenance of the existing equipment within the SFB Project construction zone.

CI Contract Administration – AECOM staff serve as Project Managers for the three (3) Construction Inspection (CI) contracts associated with the Scudder Falls Bridge project. This includes coordination with the CI firms for the supplying of inspectors to the project as requested by the Construction Manager; and, administration of the CI contracts and address any contractual needs.

PUBLIC INVOLVEMENT SERVICES

FINAL DESIGN
Contract No. C-662A
(CTH/KMS)

McCormick Taylor, Inc. (MT) was awarded this Public Involvement (PI) Contract at the Commission's September 28, 2015 Meeting, and issued Notice to Proceed effective October 29, 2015. MT's public involvement effort focuses on regularly communicating project activities to officials, stakeholders and the public, as well as informing motorists of near-term construction stage travel implications, performing public involvement initiatives and market research activities and development of discussion guides and analysis related the implementation of the new toll, and payment options related to All-Electronic Tolling. MT has finalized a new project specific logo and has created a new project specific website that went live on October 4, 2018. MT submitted a revised public involvement toll-implementation strategy and timeline to Commission staff for application.

DELAWARE RIVER JOINT TOLL BRIDGE COMMISSION

**April 29, 2019
PROJECT STATUS REPORT**

**CAPITAL PROGRAM MANAGEMENT CONSULTANT (CPMC) &
DESIGN MANGEMENT CONSULTANT (DMC) SERVICES FOR THE
I-95/SCUDDER FALLS BRIDGE IMPROVEMENT PROJECT**

CPMC SERVICES – 2018 THROUGH 2021

**Task Order Assignment No. C-502A-1M
(KMS/RWL)**

Task Order Assignment 502A-1M, Capital Program Management Consultant (CPMC) Services for 2018 through 2021 began in April 2018. AECOM is currently providing two (2) part-time Project Managers to oversee and administer various design and construction projects that are being advanced in the Capital Improvement Program. During this reporting period, CPMC Staff continued to provide the management and oversight of Professional Services Contract C-644A, CM/CI Services Contract CM-644A, and Construction Contract T-644A for the I-78 Roadway Approach/Transition Slabs Rehabilitation and the Rehabilitation of the Cedarville Road Overpass, as well as Contract T-707A for the New Commission Administration Building and the associated CM/CI Contract CM-707A.

COMMISSION ADMINISTRATION BUILDING AT SCUDDER FALLS

**Design
Contract No. C-707A
(CAS/RWL)**

The design team attended bi-weekly project status meetings, reviewed submittals and responded to request for information from the contractor. The design team also completed on site observations as needed. The design team developed and issued field bulletins and clarification for the contractors use as needed.

**Construction Management
Contract No. CM-707A
(CAS/RWL)**

Joseph Jingoli & Son, Inc. facilitated the bi-weekly project status meetings and various field meeting as needed for the project. Jingoli continues to complete document processing that includes receiving and distributing project submittals and requests for information from the contractor. Review of schedule updates occur along with a report summarizing their findings that is provided to the contractor to address. The construction management team issued their monthly project status report and continues to release three-week look ahead schedules. Staff from the construction manager include the Resident Engineer and the Mechanical/Electrical/Plumbing Inspector, are on site daily as field work by the contractor continues.

DELAWARE RIVER JOINT TOLL BRIDGE COMMISSION

April 29, 2019 PROJECT STATUS REPORT

Construction
Contract No. T-707A
(CAS/RWL)

Project submittal items continue to be submitted by the contractor and are being reviewed by the design team along with various requests for information. The contractor submitted project schedule update number ten. Installation of exterior and interior metal studs, roof parapets and sheathing are all underway. The construction of the exterior curtain wall is on-going. Electrical, plumbing, fire suppression system and heating/AC rough-in work is occurring. Interior painting is underway. Installation of ceiling grids, light fixtures and granite block sills are on-going. Concrete curbing and milling and repaving of the park & ride lot also began this month.

The 1799 building exterior stucco is underway.

NEW HOPE-LAMBERTVILLE TOLL BRIDGE

SALT STORAGE FACILITY - DESIGN
Task Order Assignment No. C-702B-5
(CTH/RWL)

IH Engineers was issued Notice to Proceed effective August 21, 2018. A project kick-off meeting was held with IH on August 29, 2018 with operations and supervisory staff in attendance. This Task Order Assignment is to perform final design for constructing a new salt storage facility to meet the needs at NH-L Toll Bridge and to be constructed adjacent to the existing barn/salt storage building.

The designer submitted final bid documents on January 25, 2019 and the construction project was awarded at the March 25, 2019 Commissioners Meeting. IH is currently performing post-design/post-award services.

SALT STORAGE FACILITY – CM/CI
Task Order Assignment No. C-704A-1
(CTH/RWL)

Greenman-Pedersen, Inc. (GPI) was issued Notice to Proceed effective April 1, 2019. A project kick-off meeting was held with GPI on April 3, 2019 with operations and supervisory staff in attendance. This Task Order Assignment is to perform CM/CI services for the construction of a new salt storage facility at NH-L Toll Bridge.

DELAWARE RIVER JOINT TOLL BRIDGE COMMISSION

April 29, 2019 PROJECT STATUS REPORT

SALT STORAGE FACILITY - CONSTRUCTION Contract No. T-611A (CTH/RWL)

At the March 25, 2019 Commissioners Meeting, the Commission awarded Contract No. T-611A, New Hope-Lambertville Toll Bridge Salt Storage Building to Magnum Inc. of Warminster, PA for an amount not-to-exceed \$1,439,584.00. Magnum was provided with Notice of Award and Limited Notice to proceed on March 26, 2019 and are currently performing contract administration services.

I-78 BRIDGES AND APPROACH SLABS REHABILITATION

Design Contract No. C-644A (VMF/CTH/KMS)

Gannett Fleming, Inc. (GF) was awarded this design contract at the Commission's February 2016 Meeting, and Notice to Proceed issued March 1, 2016. This design project is for the repair of various bridge, pavement and other miscellaneous deficiencies associated with the 13 bridges and approach roadways located within the DRJTBC's jurisdiction on I-78.

During this reporting period, GF continued preparing the final as-built drawings based upon the red-line drawings provided by Greenman-Pedersen, Inc. GF's contract modification request to transfer unused budget from their IBE sub-consultant, Malick & Scherer and their remaining expense budget to GF's Post Award budget was reviewed.

Construction Management/Construction Inspection Contract No. CM-644A (VMF/CTH/KMS)

Greenman-Pedersen, Inc. (GPI) was awarded this Construction Management/Construction Inspection Services contract at the Commission's April 2017 Meeting with the Notice to Proceed issued effective May 24, 2017.

During this reporting period, GPI submitted their invoice No. 18. GPI's Resident Engineer is currently on an as-needed basis to follow up on project related issues until J.D. Eckman returns this spring to complete the remaining temperature sensitive punch-list and extra work items.

DELAWARE RIVER JOINT TOLL BRIDGE COMMISSION

April 29, 2019 PROJECT STATUS REPORT

Construction
Contract No. T-644A
(VMF/CTH/KMS)

J.D. Eckman, Inc. (JDE) was awarded this Construction contract at the Commission's April 2017 Meeting, and given Notice to Proceed effective May 22, 2017.

There was no work performed during this reporting period. JDE is currently trying to schedule the remaining weather sensitive punch-list items for April, which includes striping, raised pavement marker installation and asphalt repairs. This weather sensitive work also includes paint touch-up to the Edge Rd. Bridge superstructure.

I-78 PAVEMENT REHABILITATION (JOINT REHABILITATION)

Roy – If this is not a project yet, do we want to include it in the Report? KMS

Design
Contract No. DR-721A
(VMF/RM/KMS)

This project is for the rehabilitation of deteriorated transverse and longitudinal asphalt joints on I-78 throughout the Commission's New Jersey jurisdiction.

During this reporting period the Commission's Capital Program Management Consultant (CPMC) coordinated a page-turn with the Commission of the draft contract specifications, estimate of quantities, construction details and engineer's estimate for this construction contract. The construction documents are being finalized and this contract is anticipated to be procured through the Commission's Job Order Contracting (JOC) program once it is operational.

NORTHAMPTON STREET TSB REHABILITATION

Task Order Assignment C-715A-4
(RFM/RWT)

Under this Task Order assignment Pennoni will perform an in-depth inspection of the structure from the waterline up and perform a structural analysis. Using the findings of the inspection and structural analysis they will prepare a report listing recommended repairs. The report will be used by the Commission to author a Request for Proposal to prepare the design plans and specifications to accomplish the repairs. Final report is to be completed by the end of March. Field work has begun and lane closures and rigging will begin the week of January 7, 2019. Field inspection was performed January 7, 2019 through January 16, 2019. Pennoni staff researched and reviewed as-built construction plans, rehabilitation/repair plans, load rating reports and inspection and maintenance reports. Microfilm records of the bridge were obtained from the Commission and converted to .pdf format. Pennoni developed 3D bridge model calculations and inputs; load rating

DELAWARE RIVER JOINT TOLL BRIDGE COMMISSION

**April 29, 2019
PROJECT STATUS REPORT**

truck load case calculations and model inputs; and global FEM analysis post-processor. Pennoni began preparation of in-depth inspection report, superstructure capacity calculations, and construction sequence for staging and MPT options. Draft Rehab Summary Report was submitted on March 27, 2019.

EASTON-PHILLIPSBURG TOLL BRIDGE

**SALT STORAGE FACILITY - DESIGN
Task Order Assignment No. C-702B-3
(CTH/RWL)**

IH Engineers was issued Notice to Proceed effective February 16, 2018. A project kick-off meeting was held with IH on the same date. This Task Order Assignment is to perform final design for constructing a new salt storage facility to meet the needs at E-P Toll Bridge.

IH provided revised/updated final design construction bid documents to the Commission and bids were received on March 28, 2019. IH is currently providing post-design/pre-award services.

DELAWARE WATER GAP TOLL BRIDGE

**TOLL PLAZA ROADWAY & NJ APPROACH REPAIRS
Task Order Assignment No. C-702B-6
(CTH/RWL)**

IH Engineers was issued Notice to Proceed effective February 6, 2019. A project kick-off meeting was held with IH on February 8, 2019. This Task Order Assignment is to provide a Scoping/Concept Study Report for WB Toll Plaza Roadway and NJ Approach Repairs at the Delaware Water Gap Toll Bridge facility.

IH and their subconsultants have completed their field assessments and are preparing a draft report of their findings.

DELAWARE RIVER JOINT TOLL BRIDGE COMMISSION

**April 29, 2019
PROJECT STATUS REPORT**

MILFORD-MONTAGUE TOLL BRIDGE

**SALT STORAGE FACILITY
CONSTRUCTION MANAGEMENT
Task Order Assignment No. C-703A-3
CTH/RWL**

Urban Engineers was issued Notice to Proceed effective October 16, 2017. A project kick-off meeting was held with Urban on October 16, 2017. Urban provided a part time Project Manager, full time Resident Engineer/Inspector and part time Scheduler throughout this task order assignment. Urban attended a kick-off meeting with the contractor (Bracy), conducted job progress meetings and performed construction management and inspection activities. Field activities resumed in mid-April and Urban performed CM related duties through project completion. Field work is now complete and the assignment is in the process of being closed out.

DISTRICT 2 AND 3 PHASE 1 TOLL COLLECTION COUNTING FACILITIES

**PRELIMINARY, FINAL & POST DESIGN SERVICES
C-696B-1
(RJZ/RWL)**

Utilizing the Commission standing Consulting Engineer Task Order Agreement with French & Parrello Associates (FPA), this Task Order Assignment is to obtain engineering preliminary, final, and post design services to support the Commission needs for Toll Counting facilities at I-78, Easton Philipsburg, and Delaware Water Gap Toll Bridge Facilities.

As a part of a fast track implementation plan, Kick-Off Meeting was conducted with FPA on October 20, 2016, at which time the Consultant provided pre-schematic design sketches to expedite Commission's input on the same. The Consultant collected Project related record documents after this meeting, conducted site visits on October 25th at all three locations. Schematic Design Submission was received on November 9th, 2016 and a submission review meeting was held on November 14th sharing the Commission's comments with the Consultant. Final Design Submission was received December 30, 2016 and a design submission review meeting was conducted on January 9, 2017 and revised documents were received January 19, 2017.

DELAWARE RIVER JOINT TOLL BRIDGE COMMISSION

**April 29, 2019
PROJECT STATUS REPORT**

APPROACH ROADWAY IMPROVEMENTS AT THE CENTRE BRIDGE – STOCKTON, NEW HOPE – LAMBERTVILLE, AND UHLERSTOWN – FRENCHTOWN TOLL-SUPPORTED BRIDGES

(DESIGN)
Task Order Assignment C-715A-1
(JRB/RFM)

Under this Task Order Assignment (TOA) the Consultant, Pennoni, Inc. (Pennoni), is providing professional services for the design of approach roadway improvements at the Centre Bridge – Stockton, New Hope – Lambertville, and Uhlerstown – Frenchtown Toll-Supported Bridges. Improvements include select roadway repaving, re-striping, three (3) ADA ramps, replacement of six (6) inlets, curbing repair and patching/coating of a retaining wall.

Notice to proceed was given on September 25, 2017. Final plans and specifications are ready awaiting construction under the Job Order Contracting Program.

ELECTRONIC SURVEILLANCE / DETECTION SYSTEM

ESS MAINTENANCE CONTRACT
Contract No. DB-724A
(WMC/RWL)

Schneider Electric Building Americas, Inc. continued to provide maintenance services in support of the Electronic Surveillance / Detection System under the direction of the Commission's Public Safety and Bridge Security, who operate the system from the Primary Control Center located at the New Jersey State Police's Regional Operation and Information Center (ROIC) in West Trenton, New Jersey.

DELAWARE RIVER JOINT TOLL BRIDGE COMMISSION

**April 29, 2019
PROJECT STATUS REPORT**

CUSTOMER SERVICE CENTER/VIOLATION PROCESSING CENTER PROJECT DB-584 (CAS/RWL)

The new NJ Customer Service Center (CSC) is live. The New Jersey Turnpike Authority (NJTA), as the lead agency, is facilitating all meetings with the other agencies and Conduent to manage the implementation of outstanding system elements. Commission staff, Conduent, HNTB and representative from the other agencies that are included in the NJ CSC participated in follow-up workshops to review the AET invoice templates, website FAQs, and interactive voice response call tree, that will be implemented for the Scudder Falls Bridge. Conduent submitted a Change Order Request for the implementation of the video transaction processing functionality and the monthly fees associated with account management and transaction processing. The Change Order Request was reviewed by Commission Staff, the NJTA and HNTB, comments were compiled and submitted to Conduent.

TRAFFIC COUNT PROGRAM UPGRADE DR-550A (RSL/CAS)

A Purchase Order was issued to Signal Service, Inc., West Chester, PA for the traffic counters, server and additional materials. Signal Service is a member of the Pennsylvania Department of General Services COSTARS Program (Cooperative Purchasing Contract No. 4400012659). The COSTARS Program sets the pricing for the traffic counters, auxiliary equipment, and software to be purchased.

As the Commission expands its wide area network (WAN) to the toll supported bridges, the traffic counters will transition from the wireless modems to the WAN for the transmission of data.

ELECTRONIC TOLL COLLECTION SYSTEM REPLACEMENT DESIGN, BUILD AND MAINTAIN Contract No. DB-540A (CAS/RWL)

TransCore is coordinating with the Scudder Falls Bridge construction management team for the implementation of the electronic toll collection system at the Scudder Falls Bridge once the building and gantry are complete. TransCore is receiving the various lane components and are being placed in storage at their local maintenance facility. TransCore participated in an on-site meeting to review the AET room of the Scudder Falls Bridge Monitoring/AET Building. They are preparing to mobilize and will begin to install the various servers within the AET Room once they are allowed to access it.

DELAWARE RIVER JOINT TOLL BRIDGE COMMISSION

**April 29, 2019
PROJECT STATUS REPORT**

Commission Staff and TransCore meet monthly to review and discuss system operational and maintenance items. A weekly call also takes place to briefly review system maintenance items for the week.

ELECTRONIC TOLL COLLECTION / TOLLING TASK ORDER CONSULTANT

**ELECTRONIC TOLL COLLECTION SYSTEM REPLACEMENT:
TOLL PLAZA LED SIGN INSTALLATION AND INTEGRATION**
Task Order Assignment No. C-701A-4
(CAS/RWL)

This Task Order Assignment is complete and will be closed out upon processing the final invoice and completion of a task order closeout modification.

ALL ELECTRONIC TOLLING STUDY
Task Order Assignment No. C-701A-5
(CAS/RWL)

RK&K submitted the draft report and it was distributed to Commission Executive Staff review. Review comments were compiled and submitted to RK&K to address. Once the comments are addressed, a meeting will be scheduled with Commission Staff to review the document.

LEVEL 3 – INVESTMENT GRADE TRAFFIC AND REVENUE FORECASTS

Contract No. C-549AR
(CAS/RWL)

There is no activity on this project to report.

DELAWARE RIVER JOINT TOLL BRIDGE COMMISSION

**April 29, 2019
PROJECT STATUS REPORT**

BUILDINGS & FACILITIES ENERGY CONSERVATION MEASURES

**PRELIMINARY, FINAL & POST DESIGN SERVICES
C-657A-3
(RJZ/RWL)**

Utilizing the Commission standing Consulting Engineer Task Order Agreement with Joseph Jingoli & Son, Inc. (JJS), this Task Order Assignment is to obtain engineering preliminary, final, and post design services to implement the Energy Conservation Measures (ECM) identified in an ASHRAE Level 3 Energy Audit prepared under Task Order Assignment No. C-657A-1 at all of the Commission's seven (7) Toll Bridge facilities.

A Kick-Off Meeting was conducted with JJS on November 21, 2016, record room site visits, and field surveys of the seven toll bridges has been completed. Progress meeting was conducted on February 1, 2017, reporting field observations and conditions in advance of a Schematic Design submission was received February 28, 2017 and a design review meeting was conducted with the consultant on March 21, and a Final Submission was received on April 24, 2017 addressing Commission's comments. Public Bid Advertisements for an Electrical and a Mechanical Construction Contracts were posted on May 9th, bids were publically opened on June 8th & June 13th respectively. Bids received from the low bidder of each Contract was reviewed by JJS, Commission Staff and Counsels, and found to be responsive. Construction Contracts Awards were made for each of the two (2) Contracts and Consultant is currently providing Post Design Services answering Contractors' Requests for Information and reviewing submittals.

CONSTRUCTION MANAGEMENT SERVICES Task Order Assignment No. C-696A-2 (RJZ/RWL)

Utilizing the Commission's current Facilities Task Order Agreement with Johnson, Mirmiran & Thompson (JMT), this Task Order Assignment is to provide Construction Management (CM) Services in connection with the Energy Conservation Measures (ECM) implementation Project.

A meeting was held with the Consultant on July 13th to review the Commission's expectations of the consultant's services during the Pre-Construction and Construction phases of both Electrical & Mechanical ECM implementation Construction Contracts T-645A and T-645B respectively. Subsequently; the Notice of Award and Limited Notice to Proceed was issued to JMT effective July 17, 2017.

JMT is currently providing construction field inspections, conducting bi-weekly progress meetings along with processing Architectural Supplementary Instructions, Contractor's Submittals and Request for Information, conducting final walk-through and begun the Close-Out procedure for each of the two Construction Project.

DELAWARE RIVER JOINT TOLL BRIDGE COMMISSION

April 29, 2019 PROJECT STATUS REPORT

CONSTRUCTION Contract No. T-645A (RJZ/RWL)

MJF Construction Inc., was awarded this construction contract at the Commission's June 2017 Meeting. Notice of Award and Limited Notice to Proceed letter was issued effective June 27, 2017. Notice to Proceed effective date of July 24th was issued in accordance with the Contract Specifications and Pre-Construction Meeting was held on July 27th.

Interior and exterior lighting replacement activities is near completion and Contractor is currently finalizing the Commission wide lighting controls system configuration at all seven Toll Bridges Facilities. Training workshop covering all Toll Bridge facilities was completed on December 11, 2018, Substantial Completion was reached December 31, 2018, and Project Close-Out has begun.

CONSTRUCTION Contract No. T-645B (RJZ/RWL)

Schneider Electric Buildings Americas, Inc., was awarded this construction contract at the Commission's June 2017 Meeting. Notice of Award and Limited Notice to Proceed letter was issued effective June 27, 2017. Pre-Construction Meeting was held on August 11th and a Notice to Proceed effective date of August 16th was issued.

Contractor completed working at Milford Montague, Delaware Water Gap, Portland-Columbia, I-78, Easton Phillipsburg and the New Hope Toll Bridge Facility. Contractor completed system integration, interface and setting up the Sequence of Operation of the Commission wide Building Management System at all six Toll Bridge Facilities. Training workshop was completed on December 11, 2018, Substantial Completion was reached December 31, 2018, a second training session was conducted at Easton Phillipsburg and New Hope Facilities on February 13th and 27th respectively, and Project Close-Out has begun.

DELAWARE RIVER JOINT TOLL BRIDGE COMMISSION

**April 29, 2019
PROJECT STATUS REPORT**

JOB ORDER CONTRACTING

JOB ORDER CONTRACTING PROGRAM MANAGER

**Contract No. C-727A
(WMC/RWL)**

The Gordian Group provided a detailed presentation to prospective bidders attending the Mandatory Pre-Bid Conference on March 13, 2019 and assisted in the development of two (2) addendums revising the Bid Documents and responding to inquiries. Work includes review and analysis of bids for the purposes of making an award recommendation to the Commission.

JOB ORDER CONTRACTING SERVICES FOR BRIDGE, HIGHWAY AND CIVIL WORK - NORTH REGION

**Contract No. T/TS-734A
(WMC/RWL)**

Five (5) bids were publically opened on April 4, 2019 and are currently under review by The Gordian Group; after which, a construction contract is anticipated to be awarded at the April Commission meeting.

JOB ORDER CONTRACTING SERVICES FOR BRIDGE, HIGHWAY AND CIVIL WORK - SOUTH REGION

**Contract No. T/TS-735A
(WMC/RWL)**

Five (5) bids were publically opened on March 28, 2019 and are currently under review by The Gordian Group; after which, a construction contract is anticipated to be awarded at the April Commission meeting.

JOB ORDER CONTRACTING SERVICES FOR BUILDING AND FACILITY WORK - NORTH REGION

**Contract No. T/TS-736A
(WMC/RWL)**

Three (3) bids were publically opened on April 4, 2019 and are currently under review by The Gordian Group; after which, a construction contract is anticipated to be awarded at the April Commission meeting.

DELAWARE RIVER JOINT TOLL BRIDGE COMMISSION

**April 29, 2019
PROJECT STATUS REPORT**

**JOB ORDER CONTRACTING SERVICES
FOR BUILDING AND FACILITY WORK - SOUTH REGION
Contract No. T/TS-737A
(WMC/RWL)**

Three (3) bids were publically opened on March 28, 2019 and are currently under review by The Gordian Group; after which, a construction contract is anticipated to be awarded at the April Commission meeting.

**GENERAL ENGINEERING CONSULTANT 2015-2020
ANNUAL INSPECTIONS**

**C-684A
(JRB/RFM)**

As the Commission's General Engineering Consultant (GEC), Van-Cleef Engineering Associates, LLC, (formerly Cherry, Weber & Associates) (VCEA) is providing Annual Inspection Services for the Toll-Supported Bridges in 2016. VCEA was provided with Notice to Proceed on March 23, 2015. On November 21, 2016, the Commission, via Resolution 3090-11-16, extended VCEA's contract to perform GEC services and inspections in 2017 & 2018. On November 19, 2018, the Commission, via Resolution 4045-10-18, extended VCEA's contract to perform GEC services and inspections in 2019 & 2020, the second and final of two 2-year optional extensions in the original contract.

A kick-off meeting was held on March 18, 2018, for the 2019 Toll Bridge Inspections at the I-78 Toll Bridge Maintenance Garage and attended by representatives from North, Central and South Regional Maintenance, the Deputy Director of Maintenance, Engineering, the Director of Tolling, the Senior Director of Maintenance and Toll Operations, and VCEA. Interim inspections of the Toll-Supported Bridges began in late March and Toll Bridge Inspections will begin in May and continue through June. VCEA will also inspect the new upstream structure of the Scudder Falls Toll Bridge within 90 days of it opening.

**2015-2016 TRAFFIC ENGINEERING CONSULTANT
Contract No. C-686A
(CAS/RWL)**

There are no updates with this project.

DELAWARE RIVER JOINT TOLL BRIDGE COMMISSION

Meeting of April 29, 2019

OPERATIONS

The following Pages reflect the reports on those items assigned to the Operations Department. Each item is reported separately and page numbered accordingly.

DELAWARE RIVER JOINT TOLL BRIDGE COMMISSION
Meeting of April 29, 2019

OPERATIONS INDEX
FOR
PUBLIC SAFETY & BRIDGE SECURITY

SUBJECT	DESCRIPTION	PAGE NUMBER
Public Safety & Bridge Security	Status Reports Month of March 2019	1-20

DELAWARE RIVER JOINT TOLL BRIDGE COMMISSION
Meeting of April 29, 2019

PUBLIC SAFETY AND BRIDGE SECURITY
MONTH OF March 2019

The below-listed items represent meetings, communications, tasks, and projects involving the Public Safety and Bridge Security Department:

Radio System

- During the month of March 2019, The radio system experienced trunking issues out of the Stockton Tower.
- During the month of March 2019, Public Safety and Bridge Security (PSBS) personnel, along with the NJ State Police and Motorola have been working with personnel who manage the Solebury and Stockton Towers to prepare for the extension of the Stockton Tower and installation of radio equipment at both sites. Currently we are waiting for required permits to be issued.
- PSBS received new mobile radios for the new Commission vehicles ordered to replace those taken out of service or reassigned.
- PSBS personnel alone, and in conjunction with the New Jersey State Police investigated various other DRJTBC radio issues both during and after normal working hours.
- PSBS personnel continue to work with the Districts and IT to update the CarteGraph radio inventory database.

Access Control System

- During the month of March 2019, PSBS personnel worked with General Supply (Commission's locksmith) to address various lock issues.
- During the month of March 2019, General Supply performed preventative maintenance on doors at our facilities.
- During the month of March 2019, the ACS database was audited and pictures were updated for employees and contractor cards. Various other employee ACS rights were updated and/or changed at the request of supervisors.
- During the month of March 2019, Schneider Electric performed preventive maintenance on all access control doors at the toll bridge facilities.
- Various door alarms and ACS issues were addressed both during and after normal working hours.

DELAWARE RIVER JOINT TOLL BRIDGE COMMISSION
Meeting of April 29, 2019

PUBLIC SAFETY AND BRIDGE SECURITY
MONTH OF March 2019

Public Safety & Bridge Security

- During the month of March 2019, PSBS staff continued installing new monitors at the bridge shelters. These monitors allow for the simultaneous viewing of cameras from the ESS systems and commission email/documents.
- During the month of March 2019, PSBS personnel continued to work with Schneider Electric on various new Capital Projects, pending projects and current construction projects.
- During the month of March 2019, PSBS conducted interviews for the ESS Monitor position at the Primary Control Center.
- During the month of March 2019, PSBS personnel continued working with Engineering on the new Scudder Falls facility, Administration Building and the design renovations to the Trenton Morrisville administration building.
- PSBS personnel reviewed and purged the ESS video storage database that contains copies of videos requested by DRJTBC personnel and outside agencies.
- PSBS personnel worked during, and after normal working hours on numerous issues and problems raised by Commission members.
- The PSBS Primary Control Center (PCC) continues to operate 24/7 and detected, documented, and assisted the Regional bridges with various emergencies, traffic, and security related incidents.
- During the month of March 2019, PSBS personnel worked with several police departments and DRJTBC personnel on various inquiries and investigations. As a result, PSBS personnel investigated and processed Thirty-One video requests. Please see the attached "ESS Request Video Report" for a summary of information on each request.

Miscellaneous

- On March 6th 2019, PSBS personnel attended CPR/AED/First aid training
- On March 13th 2019, PSBS Staff held a meeting with PSBS Assistant Coordinators and PSBS PCC personnel.

DELAWARE RIVER JOINT TOLL BRIDGE COMMISSION
Meeting of April 29, 2019

PUBLIC SAFETY AND BRIDGE SECURITY
MONTH OF March 2019

- On March 13th 2019, PSBS held interviews for PSBS Bridge Monitor postings
- On March 7th , 21st 2019, PSBS Staff held a biweekly meeting with Schneider Electric to review BD-724A phase projects.
- On March 21st 2019, PSBS attended the Workplace Safety Committee Meeting.
- On March 28th 2019, PSBS Staff attended the BM/AET Building bi-weekly meeting.

ESS Request Video

Report Run Date: 4/1/2019

Report Month: 3/1/2019- 3/31/2019

ID	Request Date	Request_Agency	Requestor	Location	Incident Type	DRJTBC Requestor
1926	3/1/19	DRJTBC	Matt Skrebel	Centre Bridge-Stockton	Motor Vehicle Accident	Matt Skrebel
1927	3/1/19	DRJTBC	Nicholas Knechel	Scudder Falls	Motor Vehicle Accident	Nicholas Knechel
1929	3/2/19	DRJTBC	M. Jones	TM	Motor Vehicle Accident	Matt Jones
1930	3/3/19	DRJTBC	M. Jones	I78	Motor Vehicle Accident	Matt Jones
1931	3/3/19	DRJTBC	Nicholas Knechel	TM	Motor Vehicle Accident	Nicholas Knechel
1932	3/4/19	DRJTBC	Michael Rizza	TM	Motor Vehicle Accident	Michael Rizza
1933	3/6/19	DRJTBC	Jesse Cole	NHL	Internal Investigation	Matt Skrebel
1934	3/7/19	DRJTBC	Nicholas Knechel	EP	Motor Vehicle Accident	Nicholas Knechel
1935	3/7/19	DRJTBC	Lendell Jones	EP	Internal Investigation	Matt Skrebel
1936	3/7/19	DRJTBC	Matt Skrebel	DWG	Motor Vehicle Accident	Matt Skrebel
1937	3/8/19	DRJTBC	Ken Terry	TM	Other	Denis Stites
1938	3/8/19	DRJTBC	M.Wahl	TM	Motor Vehicle Accident	Michael Wahl
1939	3/10/19	DRJTBC	D Stites - PCC	TM	Other	Denis Stites
1940	3/10/19	DRJTBC	D Stites - PCC	Northampton	Motor Vehicle Accident	Denis Stites
1941	3/12/19	DRJTBC	Bill Wright	PC	Internal Investigation	Kevin Raike
1942	3/13/19	DRJTBC	Lt Catto	NHL	Other	Denis Stites
1943	3/14/19	NJSP	Detective Toma #7703	Upper Black Eddy-Milford	Police Investigation	Kevin Clark
1944	3/14/19	DRJTBC	D Stites - PCC	DWG	Motor Vehicle Accident	Denis Stites
1945	3/17/19	DRJTBC	Matt Skrebel	I78	Motor Vehicle Accident	Matt Skrebel
1946	3/18/19	DRJTBC	K Clark	Riverton-Belvidere	Overweight Crossing	Kevin Clark
1947	3/20/19	Ewing Police Dept	Officer Richard Tramontana	Calhoun St.	Police Investigation	Matt Skrebel
1948	3/21/19	DRJTBC	Nicholas Knechel	TM	Motor Vehicle Accident	Nicholas Knechel
1949	3/22/19	DRJTBC	D Stites - PCC	MM	Motor Vehicle Accident	Denis Stites
1950	3/22/19	DRJTBC	M.Wahl	Scudder Falls	Motor Vehicle Accident	Michael Wahl

ESS Request Video

Report Run Date: 4/1/2019

Report Month: 3/1/2019- 3/31/2019

ID	Request Date	Request_Agency	Requestor	Location	Incident Type	DRJTBC Requestor
1951	3/24/19	DRJTBC	A. León	I78	Motor Vehicle Accident	Ariel Leon
1952	3/25/19	Sussex County Prosecutors Office	Det. Thomas J. Laird	MM	Police Investigation	Nicholas Knechel
1953	3/25/19	DRJTBC	Matt Skrebel	TM	Motor Vehicle Accident	Matt Skrebel
1954	3/29/19	DRJTBC	M. Wahl	Calhoun St.	Other	Michael Wahl
1955	3/29/19	DRJTBC	Nicholas Knechel	Washington Crossing	Motor Vehicle Accident	Nicholas Knechel
1956	3/29/19	DRJTBC	Matt Hartigan	Lower Trenton	Internal Investigation	Nicholas Knechel
1957	3/31/19	DRJTBC	Ryan Nelson	NHL	Other	Ryan Nelson
Total for Month:		31				

Bridges	N/R Accidents		Traffic Accidents		Motorist Assists		Other	
	NJ	PA	NJ	PA	NJ	PA	NJ	PA
Milford-Montague 40	0	0	0	0	0	0	2	0
Delaware Water Gap 41	0	0	0	1	4	4	20	4
Portland Pedestrian 42	0	0	0	0	0	0	0	0
Portland – Columbia 43	0	0	1	0	0	0	0	0
Riverton – Belvidere 44	0	0	0	0	0	0	2	0
Rt 22 EP 45	0	0	3	0	1	0	8	0
Northampton St 46	0	0	0	0	0	0	14	3
I-78 47	0	1	2	1	13	13	55	7
Riegelsville 48	0	1	1	0	0	0	0	1
Upper Black Eddy Milford 49	0	0	0	0	0	0	0	1
Uhlerstown Frenchtown 50	0	0	0	0	0	0	10	0
Lumberville Raven Rock 51	0	0	0	0	0	0	0	0
Centre Bridge Stockton 52	0	0	0	0	0	0	1	0
New Hope Lambertville Toll 53	0	0	0	0	6	0	55	0
New Hope Lambertville 54	0	0	0	0	1	0	57	1
Washington Crossing 55	0	0	0	1	0	0	3	1
Scudder Falls 56	0	0	4	1	5	3	2	0
Calhoun St 57	0	1	0	0	0	0	0	6
Lower Trenton 58	0	0	0	0	0	0	0	14
Morrisville Trenton 59	0	0	3	1	0	0	2	1

	Citations	Warnings	Security Checks
New Jersey State Police	229	105	564
Pennsylvania State Police	69	70	511

March 2019 Overweight Crossings-Central Region

3/31/2019

Bridge	Total Turnarounds	Total Overweights	Total Manned	Total Unmanned	NJSP Response	Summons Issued	Warnings Issued	PSP Response	Citations Issued	Warnings Issued2	Local Police Response	No Response Requested
Riverton-Belvidere	31	7	5	2	3	0	3	1	1	0	0	3
Northampton St.	354	6	0	5	0	0	0	2	0	1	0	3
Riegelsville	94	1	1	0	0	0	0	1	1	0	0	0
Uhlertown - Frenchtown	29	2	1	0	0	0	0	1	1	0	0	0
March Totals	508	16	7	7	3	0	3	5	3	1	0	6

Bridge	Total Turnarounds	Total Overweights	Total Manned	Total Unmanned	NJSP Response	Summons Issued	Warnings Issued	PSP Response	Citations Issued	Warnings Issued2	Local Police Response	No Response Requested
Riverton-Belvidere	96	12	7	5	5	1	4	1	1	0	0	6
Northampton St.	950	15	15	0	3	2	1	10	2	10	0	2
Riegelsville	215	2	2	0	0	0	0	2	2	0	0	0
Uhlertown - Frenchtown	79	6	0	0	3	3	1	1	1	0	0	2
Year to Date Totals	1340	35	24	5	11	6	6	14	6	0	0	10

March 2019 Overweight Crossings-Southern Region

3/31/2019

Bridge	Total Turnarounds	Total Overweights	Total Manned	Total Unmanned	NJSP Response	Summons Issued	Warnings Issued	PSP Response	Citations Issued	Warnings Issued2	Local Police Response	No Response Requested
Lower Trenton	4	33	0	33	2	2	0	29	11	18	0	2
Calhoun Street	65	5	4	1	2	2	0	3	1	2	0	0
Washington Crossing	56	10	5	5	5	2	3	2	0	2	0	3
New Hope	58	6	4	2	2	2	0	3	3	0	0	1
Lambertville												
Centre Bridge	0	2	0	2	1	1	0	1	1	0	0	0
Stockton												
March Totals	183	56	13	43	12	9	3	38	16	22	0	6

Bridge	Total Turnarounds	Total Overweights	Total Manned	Total Unmanned	NJSP Response	Summons Issued	Warnings Issued	PSP Response	Citations Issued	Warnings Issued	Local Police Response	No Response Requested
Lower Trenton	12	70	0	70	4	4	0	63	28	35	0	3
Calhoun Street	137	14	13	1	3	2	1	10	5	5	0	1
Washington Crossing	115	24	11	13	14	7	7	4	1	3	0	6
New Hope	130	11	8	3	4	4	0	6	6	0	0	1
Lambertville												
Centre Bridge	23	4	0	4	3	3	0	1	1	0	0	0
Stockton												
Year to Date Totals	417	123	32	91	28	20	8	84	41	43	0	11

DELAWARE RIVER JOINT TOLL BRIDGE COMMISSION

MONTHLY ACTIVITY SERVICES RENDERED REPORT

BRIDGE Northampton Street

MONTH March

YEAR 2019

ACTIVITY/SERVICE	WEEK OF 2-Mar	WEEK OF 9-Mar	WEEK OF 16-Mar	WEEK OF 23-Mar	TOTAL
Hours Worked	336	336	336	336	1344
Patrols	168	168	168	168	672
Overweight Crossings	0	1	2	2	5
Overweights Refused	93	68	84	109	354
Motorist Aid	0	2	3	0	5
Medical Assistance	0	0	0	0	0
First Aid Rendered	0	0	0	0	0
State / Local Police Requested	2	1	3	2	8
Fire Dept. Requested	0	0	0	0	0
Public Interaction	118	178	138	128	562
Traffic Control	63	18	42	75	198
Jumpers	0	0	0	0	0
Assaults	0	0	0	0	0
Other	7	8	6	5	26
Miscellaneous	7	1	5	3	16

NOTES:

DELAWARE RIVER JOINT TOLL BRIDGE COMMISSION

MONTHLY ACTIVITY SERVICES RENDERED REPORTBRIDGE RiegelsvilleMONTH MarchYEAR 2019

ACTIVITY/SERVICE	WEEK OF 2-Mar	WEEK OF 9-Mar	WEEK OF 16-Mar	WEEK OF 23-Mar	TOTAL
Hours Worked	288	280	252	292	1112
Patrols	144	140	132	146	562
Overweight Crossings	1	0	0	0	1
Overweights Refused	21	24	23	26	94
Motorist Aid	0	0	0	0	0
Medical Assistance	0	0	0	0	0
First Aid Rendered	0	0	0	0	0
State / Local Police Requested	2	0	0	0	2
Fire Dept. Requested	0	0	0	0	0
Public Interaction	25	30	42	29	126
Traffic Control	3	7	12	13	35
Jumpers	0	0	0	0	0
Assaults	0	0	0	0	0
Other	2	1	0	1	4
Miscellaneous	1	3	2	4	10

NOTES:

DELAWARE RIVER JOINT TOLL BRIDGE COMMISSION

MONTHLY ACTIVITY SERVICES RENDERED REPORT

BRIDGE Milford-Upper Black Eddy

MONTH March

YEAR 2019

ACTIVITY/SERVICE	WEEK OF 2-Mar	WEEK OF 9-Mar	WEEK OF 16-Mar	WEEK OF 23-Mar	TOTAL
Hours Worked	16	0	12	0	28
Patrols	8	0	6	0	14
Overweight Crossings	0	0	0	0	0
Overweights Refused	0	0	0	0	0
Motorist Aid	0	0	0	0	0
Medical Assistance	0	0	0	0	0
First Aid Rendered	0	0	0	0	0
State / Local Police Requested	0	0	0	0	0
Fire Dept. Requested	0	0	0	0	0
Public Interaction	0	0	6	0	6
Traffic Control	0	0	0	0	0
Jumpers	0	0	0	0	0
Assaults	0	0	0	0	0
Other	0	0	0	0	0
Miscellaneous	0	0	0	0	0

NOTES:

DELAWARE RIVER JOINT TOLL BRIDGE COMMISSION

MONTHLY ACTIVITY SERVICES RENDERED REPORTBRIDGE Frenchtown-UhlerstownMONTH MarchYEAR 2019

ACTIVITY/SERVICE	WEEK OF 2-Mar	WEEK OF 9-Mar	WEEK OF 16-Mar	WEEK OF 23-Mar	TOTAL
Hours Worked	52	36	36	44	168
Patrols	27	18	18	20	83
Overweight Crossings	0	0	0	0	0
Overweights Refused	3	18	3	5	29
Motorist Aid	1	0	0	0	1
Medical Assistance	0	0	0	0	0
First Aid Rendered	0	0	0	0	0
State / Local Police Requested	3	0	0	0	3
Fire Dept. Requested	0	0	0	0	0
Public Interaction	10	10	19	5	44
Traffic Control	2	0	0	0	2
Jumpers	0	0	0	0	0
Assaults	0	0	0	0	0
Other	2	0	1	0	3
Miscellaneous	0	0	0	0	0

NOTES:

DELAWARE RIVER JOINT TOLL BRIDGE COMMISSION

MONTHLY ACTIVITY SERVICES RENDERED REPORT

BRIDGE Belvidere-Riverton

MONTH March

YEAR 2019

ACTIVITY/SERVICE	WEEK OF 2-Mar	WEEK OF 9-Mar	WEEK OF 16-Mar	WEEK OF 23-Mar	TOTAL
Hours Worked	168	168	168	168	672
Patrols	84	84	84	84	336
Overweight Crossings	1	3	0	3	7
Overweights Refused	12	7	4	8	31
Motorist Aid	0	0	0	0	0
Medical Assistance	0	0	0	0	0
First Aid Rendered	0	0	0	0	0
State / Local Police Requested	2	5	1	0	8
Fire Dept. Requested	0	0	0	0	0
Public Interaction	33	37	51	37	158
Traffic Control	1	2	1	2	6
Jumpers	0	0	0	0	0
Assaults	0	0	0	0	0
Other	0	0	0	1	1
Miscellaneous	6	7	5	4	22

NOTES:

DELAWARE RIVER JOINT TOLL BRIDGE COMMISSION

MONTHLY ACTIVITY SERVICES RENDERED REPORT

BRIDGE Lumberville-Raven Rock Pedestrian Bridge

MONTH March

YEAR 2019

ACTIVITY/SERVICE	WEEK OF 2-Mar	WEEK OF 9-Mar	WEEK OF 16-Mar	WEEK OF 23-Mar	TOTAL
Hours Worked					
Patrols	Southern Region	Southern Region	Southern Region	Southern Region	
Overweight Crossings					
Overweights Refused					
Motorist Aid					
Medical Assistance					
First Aid Rendered					
State / Local Police Requested					
Fire Dept. Requested					
Public Interaction					
Traffic Control					
Jumpers					
Assaults					
Other					
Miscellaneous					

NOTES:

DELAWARE RIVER JOINT TOLL BRIDGE COMMISSION

MONTHLY ACTIVITY SERVICES RENDERED REPORT

BRIDGE Centre-Bridge Stockton

MONTH March

YEAR 2019

ACTIVITY/SERVICE	WEEK OF 9-Mar	WEEK OF 16-Mar	WEEK OF 23-Mar	WEEK OF 31-Mar	TOTAL
Hours Worked	0	0	0	12	12
Patrols	0	0	0	6	6
Overweight Crossings	0	0	0	2	2
Overweights Refused	0	0	0	0	0
Motorist Aid	0	0	0	0	0
Medical Assistance	0	0	0	0	0
First Aid Rendered	0	0	0	0	0
State / Local Police Requested	0	0	0	1	1
Fire Dept. Requested	0	0	0	0	0
Public Interaction	0	0	0	0	0
Traffic Control	0	0	0	0	0
Jumpers	0	0	0	0	0
Assaults	0	0	0	0	0
Other	0	0	0	0	0
Miscellaneous	0	0	0	0	0

NOTES:

DELAWARE RIVER JOINT TOLL BRIDGE COMMISSION

MONTHLY ACTIVITY SERVICES RENDERED REPORT

BRIDGE New Hope - LambertvilleMONTH MarchYEAR 2019

ACTIVITY/SERVICE	WEEK OF 3-Mar	WEEK OF 10-Mar	WEEK OF 17-Mar	WEEK OF 31-Mar	TOTAL
Hours Worked	364	252	280	260	1156
Patrols	179	161	140	124	604
Overweight Crossings	2	0	2	2	6
Overweights Refused	17	12	17	11	57
Motorist Aid	0	0	0	0	0
Medical Assistance	0	0	0	0	0
First Aid Rendered	0	0	0	0	0
State / Local Police Requested	2	2	2	2	8
Fire Dept. Requested	0	0	0	0	0
Public Interaction	233	166	164	145	708
Traffic Control	8	1	1	0	10
Jumpers	0	0	0	0	0
Assaults	0	0	0	0	0
Other	13	7	7	6	33
Miscellaneous	0	0	0	0	0

NOTES:

DELAWARE RIVER JOINT TOLL BRIDGE COMMISSION

MONTHLY ACTIVITY SERVICES RENDERED REPORT

BRIDGE Washington CrossingMONTH MarchYEAR 2019

ACTIVITY/SERVICE	WEEK OF 3-Mar	WEEK OF 10-Mar	WEEK OF 17-Mar	WEEK OF 31-Mar	TOTAL
Hours Worked	216	168	168	168	720
Patrols	108	82	84	84	358
Overweight Crossings	4	2	2	2	10
Overweights Refused	19	12	15	10	56
Motorist Aid	0	0	0	0	0
Medical Assistance	0	0	0	0	0
First Aid Rendered	0	0	0	0	0
State / Local Police Requested	3	1	1	4	9
Fire Dept. Requested	0	0	0	0	0
Public Interaction	32	37	56	69	194
Traffic Control	13	9	9	9	40
Jumpers	0	0	0	0	0
Assaults	0	0	0	0	0
Other	14	5	7	10	36
Miscellaneous	0	0	0	0	0

NOTES:

DELAWARE RIVER JOINT TOLL BRIDGE COMMISSION

MONTHLY ACTIVITY SERVICES RENDERED REPORT

BRIDGE Calhoun StreetMONTH MarchYEAR 2019

ACTIVITY/SERVICE	WEEK OF 3-Mar	WEEK OF 10-Mar	WEEK OF 17-Mar	WEEK OF 31-Mar	TOTAL
Hours Worked	382	308	328	168	1186
Patrols	185	149	159	82	575
Overweight Crossings	2	2	0	1	5
Overweights Refused	28	14	24	13	79
Motorist Aid	0	0	0	1	1
Medical Assistance	0	0	0	0	0
First Aid Rendered	0	0	0	0	0
State / Local Police Requested	3	1	0	2	6
Fire Dept. Requested	0	0	0	0	0
Public Interaction	79	63	40	47	229
Traffic Control	25	11	12	11	59
Jumpers	0	0	0	0	0
Assaults	0	0	0	0	0
Other	6	4	5	4	19
Miscellaneous	0	0	0	0	0

NOTES:

DELAWARE RIVER JOINT TOLL BRIDGE COMMISSION

MONTHLY ACTIVITY SERVICES RENDERED REPORT

BRIDGE Lower TrentonMONTH MarchYEAR 2019

ACTIVITY/SERVICE	WEEK OF 3-Mar	WEEK OF 10-Mar	WEEK OF 17-Mar	WEEK OF 31-Mar	TOTAL
Hours Worked	12	40	36	36	124
Patrols	6	20	17	18	61
Overweight Crossings	6	9	6	12	33
Overweights Refused	0	2	2	0	4
Motorist Aid	0	0	0	0	0
Medical Assistance	0	0	0	0	0
First Aid Rendered	0	0	0	0	0
State / Local Police Requested	3	6	4	0	13
Fire Dept. Requested	0	0	0	0	0
Public Interaction	2	25	14	0	41
Traffic Control	0	4	1	0	5
Jumpers	0	0	0	0	0
Assaults	0	0	0	0	0
Other	0	2	1	0	3
Miscellaneous	0	0	0	0	0

NOTES:

DELAWARE RIVER JOINT TOLL BRIDGE COMMISSION

MONTHLY ACTIVITY SERVICES RENDERED REPORT

BRIDGE Lumberville - Raven RockMONTH MarchYEAR 2019

ACTIVITY/SERVICE	WEEK OF 3-Mar	WEEK OF 10-Mar	WEEK OF 17-Mar	WEEK OF 31-Mar	TOTAL
Hours Worked	0	0	0	0	0
Patrols	3	2	3	3	11
Overweight Crossings	0	0	0	0	0
Overweights Refused	0	0	0	0	0
Motorist Aid	0	0	0	0	0
Medical Assistance	0	0	0	0	0
First Aid Rendered	0	0	0	0	0
State / Local Police Requested	0	0	0	0	0
Fire Dept. Requested	0	0	0	0	0
Public Interaction	0	0	0	0	0
Traffic Control	0	0	0	0	0
Jumpers	0	0	0	0	0
Assaults	0	0	0	0	0
Other	0	0	0	0	0
Miscellaneous	0	0	0	0	0

NOTES:

2019

AC Bridge Activities

March 2019

Location	Bridge Checks	Overweights	Accidents	Jumpers	Disabled Vehicles	Medical Emergencies
Lower Trenton	65	33	0	0	0	0
Calhoun Street	82	5	1	2	1	0
Scudder Falls	241	0	3	0	15	
Washington Crossing	99	10	0	0	0	0
New Hope	57	6	0	0	0	0
Lambertville Centre Bridge	28	2	0	0	0	0
Stockton	14	0	0	0	0	0
Lumberville	14	0	0	0	0	0
RavenRock	64	2	0	0	0	0
Uhlersown	64	2	0	0	0	0
Frenchtown	76	0	0	0	0	0
Upper Black Eddy	76	0	0	0	0	0
Milford	173	1	0	0	0	0
Riegelsville	173	1	0	0	0	0
Northampton St.	225	6	0	0	0	0
Riverton	85	7	0	0	0	0
Belvidere	85	7	0	0	0	0
Portland Columbia	37	0	0	0	0	0
Totals	1246	72	4	2	16	0

DELAWARE RIVER JOINT TOLL BRIDGE COMMISSION

Meeting of April 29, 2019

Operations Report Index

Maintenance and Toll Operations

SUBJECT	DESCRIPTION	PAGE NUMBER
Maintenance and Toll	Status report Month of March 2019	1-10

DELAWARE RIVER JOINT TOLL BRIDGE COMMISSION
Meeting of April 29, 2019

MAINTENANCE AND TOLL OPERATIONS
MONTH OF MARCH 2019

- Attended Kick -Off meeting to discuss C-684A 2015-2020 General Engineering Consultant Annual Inspection - 2019 Toll Bridge Inspections held at I-78 Toll Bridge Maintenance Facility.
- Participated in Oral Interviews for the vacant Deputy Regional Maintenance Supervisor position held at Easton Phillipsburg Toll Bridge.
- Participated in interviews for vacant maintenance worker three positions in Southern Region held at Trenton Morrisville Toll Bridge.
- Attended meeting at Trenton Morrisville Toll Bridge to discuss vehicle specifications for large dump trucks and timeline to submit specifications to purchasing.
- Attended meeting at Bergey's Truck Center in Souderton Pa. to discuss Mack truck specifications and estimated delivery schedule.
- Attended Toll Lieutenants meeting held at I-78 Toll Bridge Facility to discuss twelve hour work schedule concerns.
- Attended meeting with Safety and Training department to discuss to Skilled Maintenance Worker job descriptions held at New Hope Toll Bridge Facility.
- Attended meeting with representatives from Met-Ed to discuss I-80 Emergency Lane Light Replacement (APP. #163288 CYCLE 2) held at Delaware Water Gap Toll Bridge.
- Attended meeting with purchasing department to discuss USGS invoice and allocation codes.
- Participated in interviews for maintenance worker three position opening in Central Region held at I-78 Toll Bridge Facility.
- Attended meeting with Lancaster Truck representative to discuss medium dump truck up fitting options held at New Hope Toll Bridge Facility.

DELAWARE RIVER JOINT TOLL BRIDGE COMMISSION
Meeting of April 29, 2019

- Senior Director attended meeting with Fleet Management staff to discuss 2019 vehicles and Equipment budget and recovery plan for approved purchases.
- Senior Director attended meeting with Toll Management staff to discuss ADP implementation and Transcore issues.
- Reviewed the Accident Log/Property Damage Reports for the month of March 2019. Forwarded the monthly report to the Director of Human Resources, Insurance Administrator, Comptroller and Deputy Executive Director of Operations.
- Reviewed assistance to motorist by Toll Officers during the month of March 2019. Forwarded the monthly report to the Executive Director of Operations.
- Prepared monthly Maintenance and Toll report for March 2019 staff agenda meeting held at New Hope Lambertville administration meeting.
- Prepared and forwarded report of Use of Commission Facilities for the month of March 2019 to the Deputy Executive Director of Operations.

Maintenance Operations

- Director of Maintenance and Deputy Director of Maintenance continued site visits to various facilities.
- Trenton Morrisville Maintenance crews began preparing mowers and other equipment for the upcoming summer grass cutting season.
- Trenton Morrisville Maintenance crews made repairs to roadway lights at Lower Trenton and Route 1.
- Trenton Morrisville maintenance crews responded to snow/ice events and performed brining, salting and plowing as needed.
- Trenton Morrisville Maintenance Crews checked and cleaned all drain and inlets as needed.
- Trenton-Morrisville maintenance crews continued crack sealing roadways with hot asphalt sealant.

DELAWARE RIVER JOINT TOLL BRIDGE COMMISSION
Meeting of April 29, 2019

- Trenton-Morrisville maintenance crews continued repairing potholes on roadway with new Aqua-Phalt concrete and asphalt patch material.
- New Hope maintenance crews responded to snow/ice events and performed brining, salting and plowing as needed.
- New Hope maintenance crews continued repairing potholes at New Hope Toll Supported Bridge with new Aqua Phalt concrete and asphalt patch material.
- New Hope maintenance crews repaired post and rail fence at New Hope Administration Facility.
- New Hope Maintenance crews fabricated and installed reflectors to be placed on the Washington Crossings Toll Supported Bridge.
- New Hope Maintenance crews performed street sweeping cleanup on Route 202 and surrounding roadways on bridge commission property.
- New Hope Maintenance cleaned out storage barn at New Hope Toll Facility and preparation for demolition and construction of new salt storage facility.
- I-78 maintenance crews responded to snow/ice events and performed brining, salting and plowing as needed.
- I-78 maintenance crews cut and trimmed trees along entrance road to I-78 Toll Administration Building.
- I-78 maintenance crews continued repairing potholes on I-78 roadway and ramps with Aqua Phalt concrete and asphalt patch material.
- I-78 maintenance crews replaced and fixed downed highway signs on I-78 roadway.
- I-78 maintenance crews repaired automatic flush valves in I-78 maintenance garage.
- I-78 Maintenance Crews checked all drain and inlets and cleaned as needed.
- Easton Phillipsburg maintenance crews responded to snow/ice events and performed brining, salting and plowing as needed.
- Easton-Phillipsburg maintenance crews filled potholes on Easton Phillipsburg toll bridge roadways and ramps.

DELAWARE RIVER JOINT TOLL BRIDGE COMMISSION
Meeting of April 29, 2019

- Easton-Phillipsburg maintenance crews removed down branches from roadway from storms.
- Easton-Phillipsburg maintenance crews made repaired lights at Belvidere and Northampton St. Toll Supported Bridges.
- Easton-Phillipsburg maintenance crews continued cleaning inlets and drains within jurisdiction.
- Easton Phillipsburg maintenance crews continued filling potholes on roadways and ramps with Aqua Phalt concrete and asphalt patch material.
- Portland Columbia maintenance crews responded to snow/ice events and performed brining, salting and plowing as needed.
- Portland-Columbia maintenance crew's continue to seal cracks in garage as per GEC inspection report.
- Portland-Columbia maintenance crews continued repairing potholes on roadways and ramps with Aqua Phalt concrete and asphalt patch material.
- Portland-Columbia maintenance crews cut and chipped downed trees on Locust St. from wind storm.
- Portland-Columbia maintenance crews degreased toll lanes and power washed toll booths.
- Portland-Columbia maintenance crews made numerous repairs to Sterling large truck including replacing oil pan, replaced brake chamber and replaced fuel tank.
- Delaware Water Gap maintenance crews responded to snow/ice events and performed brining, salting and plowing as needed.
- Delaware Water Gap maintenance crews continued repairing potholes on Route 80 and ramps with Aqua Phalt concrete and asphalt patch material.
- Delaware Water Gap maintenance crews continue to remove brush and debris from gate area to access under bridge.
- Delaware Water Gap maintenance crews assisted with lane closures on I-80 for guide rail repairs.

DELAWARE RIVER JOINT TOLL BRIDGE COMMISSION
Meeting of April 29, 2019

- Milford-Montague maintenance crews responded to snow/ice events and performed brining, salting and plowing as needed.
- Milford-Montague maintenance crews continue to check and clean all inlets and storm drains.
- Milford-Montague maintenance crews repaired pot holes on bridge deck and roadway with new Aqua Phalt concrete and asphalt patch material.
- Milford-Montague maintenance crews rebuilt carburetor on Miller welder.
- Milford-Montague maintenance crews continued street sweeping on roadways and parking lot areas.
- Milford-Montague removed protective snow fence from around shrub beds and begin spring cleanup.

Fleet Department

- Fleet Supervisor updated Gantt chart to reflect updates to the project schedule for 2019 Vehicles and Equipment purchases.
- Fleet Supervisor acquired quotes from all single source vendors and are awaiting approval of purchasing department for requisitions to be entered into system.
- Fleet Supervisor met with Lancaster Truck to discuss medium dump truck up fitting options for Southern Region
- Fleet Supervisor made site visit to Bergey's Truck Dealership to discuss large truck chassis delivery schedule.
- Fleet department met with Regional Maintenance Supervisors to discuss Dodge Ram 5500 pump plow vehicles and Certified Cirus Spreader controls for all eight vehicles.

Future Purchases Currently Being Worked On by Fleet Department:

- (10) Additional Heavy Duty Mack Trucks
- (8) Medium- Heavy Duty Dump Trucks w/ Plow & Spreader

DELAWARE RIVER JOINT TOLL BRIDGE COMMISSION
Meeting of April 29, 2019

Toll Operations

- Director of Toll held monthly Lieutenants meeting at I-78 Toll Bridge Facility. Topics discussed:
 - ADP Time Keeping - Sick Time / Historical Edits
 - Transcore - Sprinter Vans / Class 1 and Class 2 vehicles.
 - Officer Training
 - Operations Issues
 - Twelve hour schedules
 - Staffing
- Toll Operations held Sergeants meeting at New Hope Toll Bridge Facility. Topics Discussed:
 - Traffic Control / Protocols
 - Twelve Hour Shifts
 - Incident Reports
 - Transcore
 - Training Classes
 - ADP
- Director of Toll and Deputy Director of Toll conducted interviews for vacant Toll Collector positions.
- Director of Toll completed evaluations for Toll Collectors interested in Toll Corporal Promotion.
- Deputy Director of Toll continues to work with Inventory Control Specialists in Southern and Central and Northern Regions.
- Director of Toll and Deputy Director of Toll continued site visits to Toll facilities and met with toll staff.
- Director and Deputy Director set up training for Toll personnel with Training and Safety Department.
- Director continues to attend Electronic Toll Collection monthly Transcore maintenance meetings held at Trenton Morrisville facility.
- Director of Toll and Deputy Director of Toll continue to review monthly variance reports and suggest changes to reduce variances.

Charles Slack, Regional Maintenance Supervisor, New Hope-Lambertville

[illegible][illegible][illegible]

LeVar Talley, Director of Maintenance

Robert Varju, Regional Maintenance Supervisor, I-78

Mark W. Dilts, Regional Maintenance Supervisor, Easton-Phillipsburg

[illegible][illegible][illegible]

Tim Hannon, Regional Maintenance Supervisor - Milford-Montague

[illegible][illegible][illegible]



**Monthly Disabled Vehicle Report
March 2019**

			AAA Called	Cleared Vehicle	Cell Phone	Traffic Control	Transport Motorist	Other
3/2019	2	I78		2		1		
		Dist Total		2		1		
	Grand Total			2		1		

DELAWARE RIVER JOINT TOLL BRIDGE COMMISSION

Meeting of April 29, 2019

USE OF FACILITIES REQUEST REPORT

MONTH OF MARCH 2019

SUBJECT	DESCRIPTION	PAGE NUMBER
Use of Facilities	Use of Facilities Request-Month of March 2019	1

DELAWARE RIVER JOINT TOLL BRIDGE COMMISSION

Meeting of April 29, 2019

PROPERTY REPORT

Use of Commission Facilities

Facility	Organization	Date/Time	Description of Use
Northampton St. Toll Supported Bridge	Big Easy Easton Brass	March 2, 2019	2019 UOF Central Region "Mardi Gras" Celebration (Foot Parade)

**Operation Report Index
For
Training & Employee Safety**

SUBJECT	DESCRIPTION	PAGE NUMBER
Training & Employee Safety Department	Month of March Status Report	1 of 13

DELAWARE RIVER JOINT TOLL BRIDGE COMMISSION

Meeting of April 11, 2019

TRAINING AND EMPLOYEE SAFETY DEPARTMENT MONTH OF MARCH 2019

The below-listed items represent meetings, communications, tasks, and projects involving the Training and Employee Safety Department:

The Training & Employee Safety (TES) department instructed and/or facilitated (27) training sessions in the month of February. (124) Commission employees were trained this month in the following areas;

- Blood-borne Pathogens in First Response Environment
- Hand Tools
- Hand & Power Tool Safety in Construction (video)
- Overhead Power Lines
- Management/Leadership Training
- Introduction to Peer Support Group Services
- Harassment Prevention in the Workplace (For Managers)
- Coping with Trauma
- Suicide Prevention/Awareness
- CPR/AED/First Aid Certification Training
- Heavy Duty Truck Training
- Promotional Exam Prep Course (DRMS)
- Microsoft Projects Training
- Microsoft Excel Training
- Traffic Control Coordinator Refresher Training

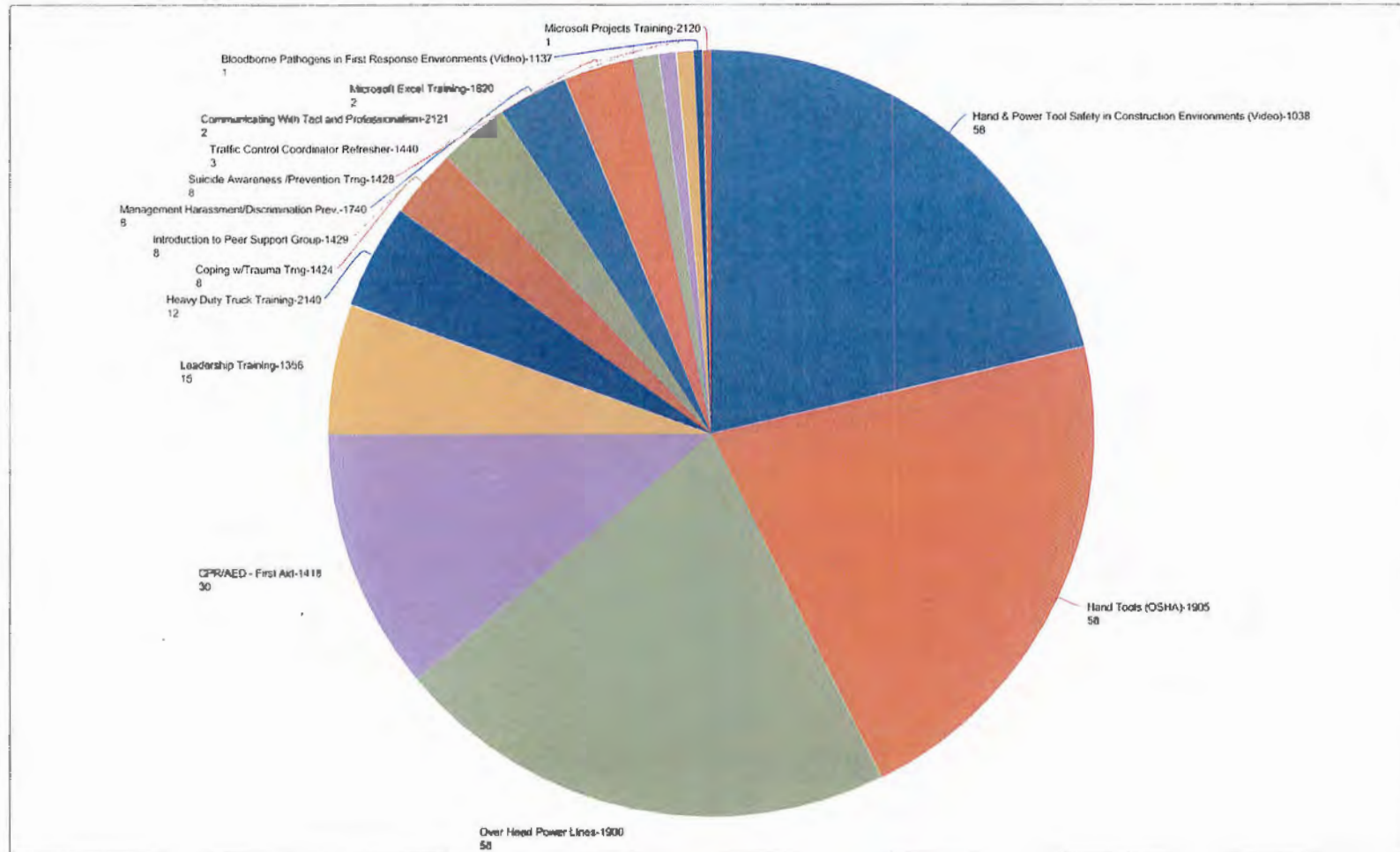
Department personnel activity included but was not limited to the following

- Conducted follow up discussions with affected personnel in conjunction with the commissions mentoring program.
- TES personnel facilitated the Workplace Safety Committee Meeting which was held on March 21st at the ROIC and toured the Primary Control Center.
- Personnel conducted toolbox talks at each maintenance facility.
- Staff met and discussed departmental training goals and initiatives.

- Personnel coordinated/scheduled April training courses for affected DRJTBC personnel.
- Submitted the TES department report for the March staff meeting.
- TES staff attended the March Staff/Operations meeting.
- Proctored the DRMS Exam @ EP.
- Attended a Communicating with Tact and Professionalism seminar.
- Attended a Skilled Maintenance Worker meeting with LCTI representatives.
- Attended a Diversity and Inclusion Training at FDU in Madison, NJ.
- TES staff inputted training records in the Industry Safe database.
- Scheduled State Police coverage for requested details which include but are not limited to safety/camera cleaning, lane closing etc.
- Continued coordination of supplementary patrols with SP agencies to slow down traffic at various toll facilities. (Visibility details etc.)
- Coordinated/obtained accident reports from State Police liaisons as requested.
- Conducted background checks for DRJTBC new hires.
- Processing of State Police monthly invoices.
- Coordinated State Police representation for the monthly Commission meeting.

TES Training Report

March 2019 Training Numbers



Date Attended	Class Name	Business Unit	Employee ID
Total # of Courses: 15		Total # of Classes: 27	Total # of Emp. Trained in March: 124
3/5/2019	Communicating With Tact and Professionalism-2121		Total # of Emp. Trained for Day: 8
			# of Emp. Trained in Class: 2
		OPERATIONS	G5B002229
		OPERATIONS	G5B002199
	Hand & Power Tool Safety in Construction Environments (Video)-1038		# of Emp. Trained in Class: 6
		OPERATIONS	G5B002115
		OPERATIONS	G5B001744
		OPERATIONS	G5B002228
		OPERATIONS	G5B002286
		OPERATIONS	G5B002247
		OPERATIONS	G5B001792
	Hand Tools (OSHA)-1905		# of Emp. Trained in Class: 6
		OPERATIONS	G5B002247
		OPERATIONS	G5B002286
		OPERATIONS	G5B002228
		OPERATIONS	G5B002115
		OPERATIONS	G5B001744
		OPERATIONS	G5B001792
	Over Head Power Lines-1906		# of Emp. Trained in Class: 6
		OPERATIONS	G5B002115
		OPERATIONS	G5B002228
		OPERATIONS	G5B002286
		OPERATIONS	G5B002247
		OPERATIONS	G5B001792
		OPERATIONS	G5B001744
3/8/2019	CPR/AED - First Aid-1418		Total # of Emp. Trained for Day: 8
			# of Emp. Trained in Class: 8
		OPERATIONS	G5B001561
		OPERATIONS	G5B002314
		OPERATIONS	G5B002077
		OPERATIONS	G5B001452
		OPERATIONS	G5B001942
		OPERATIONS	G5B002187
		OPERATIONS	G5B002089

3/11/2019	Heavy Duty Truck Training-2140	OPERATIONS	G5B002015
		Total # of Emp. Trained for Day: 12	
3/12/2019	Hand & Power Tool Safety in Construction Environments (Video)-1038	# of Emp. Trained in Class: 12	
		OPERATIONS	G5B001156
		OPERATIONS	G5B001468
		OPERATIONS	G5B002284
		OPERATIONS	G5B001090
		OPERATIONS	G5B002134
		OPERATIONS	G5B002192
		OPERATIONS	G5B001820
		OPERATIONS	G5B001696
		OPERATIONS	G5B001249
		OPERATIONS	G5B001294
		OPERATIONS	G5B002212
		OPERATIONS	G5B002054
3/12/2019	Hand Tools (OSHA)-1905	Total # of Emp. Trained for Day: 16	
		# of Emp. Trained in Class: 16	
3/12/2019	Hand Tools (OSHA)-1905	OPERATIONS	G5B001171
		OPERATIONS	G5B002192
		OPERATIONS	G5B002054
		OPERATIONS	G5B001258
		OPERATIONS	G5B002134
		OPERATIONS	G5B001156
		OPERATIONS	G5B001468
		OPERATIONS	G5B002284
		OPERATIONS	G5B001820
		OPERATIONS	G5B001875
		OPERATIONS	G5B002226
		OPERATIONS	G5B001157
		OPERATIONS	G5B001053
		OPERATIONS	G5B001296
		OPERATIONS	G5B002212
		OPERATIONS	G5B002253
		# of Emp. Trained in Class: 16	
3/12/2019	Hand Tools (OSHA)-1905	OPERATIONS	G5B002192
		OPERATIONS	G5B002212

Over Head Power Lines-1906

OPERATIONS	G5B001296
OPERATIONS	G5B002226
OPERATIONS	G5B001157
OPERATIONS	G5B001171
OPERATIONS	G5B002253
OPERATIONS	G5B002054
OPERATIONS	G5B001258
OPERATIONS	G5B002134
OPERATIONS	G5B001156
OPERATIONS	G5B001053
OPERATIONS	G5B001875
OPERATIONS	G5B001820
OPERATIONS	G5B002284
OPERATIONS	G5B001468

of Emp. Trained in Class: 16

OPERATIONS	G5B001156
OPERATIONS	G5B002226
OPERATIONS	G5B001258
OPERATIONS	G5B002054
OPERATIONS	G5B002253
OPERATIONS	G5B001171
OPERATIONS	G5B001157
OPERATIONS	G5B001053
OPERATIONS	G5B001296
OPERATIONS	G5B002212
OPERATIONS	G5B002192
OPERATIONS	G5B001468
OPERATIONS	G5B002284
OPERATIONS	G5B001820
OPERATIONS	G5B001875
OPERATIONS	G5B002134

Total # of Emp. Trained for Day: 8

3/13/2019

CPR/AED - First Aid-1418

of Emp. Trained in Class: 8

OPERATIONS	G5B001238
OPERATIONS	G5B001830
OPERATIONS	G5B002135
OPERATIONS	G5B001940

	OPERATIONS	G5B002072
	OPERATIONS	G5B001255
	OPERATIONS	G5B001351
	OPERATIONS	G5B001168
3/14/2019	Total # of Emp. Trained for Day: 1	
Bloodborne Pathogens in First Response Environments (Video)-1137		# of Emp. Trained in Class: 1
	OPERATIONS	G5B002199
3/18/2019	Total # of Emp. Trained for Day: 1	
Microsoft Projects Training-2120		# of Emp. Trained in Class: 1
	OPERATIONS	G5B001692
3/19/2019	Total # of Emp. Trained for Day: 24	
Hand & Power Tool Safety in Construction Environments (Video)-1038		# of Emp. Trained in Class: 21
	OPERATIONS	G5B002312
	OPERATIONS	G5B002269
	OPERATIONS	G5B001881
	OPERATIONS	G5B001835
	OPERATIONS	G5B001281
	OPERATIONS	G5B001168
	OPERATIONS	G5B001386
	OPERATIONS	G5B001239
	OPERATIONS	G5B002217
	OPERATIONS	G5B002213
	OPERATIONS	G5B002227
	OPERATIONS	G5B001079
	OPERATIONS	G5B001547
	OPERATIONS	G5B001452
	OPERATIONS	G5B001166
	OPERATIONS	G5B001723
	OPERATIONS	G5B002074
	OPERATIONS	G5B001086
	OPERATIONS	G5B001761
	OPERATIONS	G5B001561
	OPERATIONS	G5B002078
Hand Tools (OSHA)-1905		# of Emp. Trained in Class: 21
	OPERATIONS	G5B002078
	OPERATIONS	G5B002213

Over Head Power Lines-1906

OPERATIONS	G5B002227
OPERATIONS	G5B001079
OPERATIONS	G5B001547
OPERATIONS	G5B001452
OPERATIONS	G5B001166
OPERATIONS	G5B001723
OPERATIONS	G5B002074
OPERATIONS	G5B001086
OPERATIONS	G5B002269
OPERATIONS	G5B001561
OPERATIONS	G5B001761
OPERATIONS	G5B002217
OPERATIONS	G5B001239
OPERATIONS	G5B001386
OPERATIONS	G5B001168
OPERATIONS	G5B001281
OPERATIONS	G5B001835
OPERATIONS	G5B001881
OPERATIONS	G5B002312

of Emp. Trained in Class: 20

OPERATIONS	G5B001561
OPERATIONS	G5B002217
OPERATIONS	G5B002227
OPERATIONS	G5B001079
OPERATIONS	G5B001547
OPERATIONS	G5B001452
OPERATIONS	G5B001166
OPERATIONS	G5B001723
OPERATIONS	G5B002074
OPERATIONS	G5B002078
OPERATIONS	G5B002213
OPERATIONS	G5B001086
OPERATIONS	G5B002312
OPERATIONS	G5B002078
OPERATIONS	G5B001881
OPERATIONS	G5B001835
OPERATIONS	G5B001281

	OPERATIONS	G5B001168
	OPERATIONS	G5B001386
	OPERATIONS	G5B001239
	OPERATIONS	G5B001761
Traffic Control Coordinator Refresher-1440		# of Emp. Trained in Class: 3
	OPERATIONS	G5B001468
	OPERATIONS	G5B001053
	OPERATIONS	G5B002247
3/21/2019		Total # of Emp. Trained for Day: 7
CPR/AED - First Aid-1418		# of Emp. Trained in Class: 7
	ADMINISTRATIVE	G5B001311
	OPERATIONS	G5B001880
	ADMINISTRATIVE	G5B002316
	ADMINISTRATIVE	G5B001266
	OPERATIONS	G5B001203
	OPERATIONS	G5B001128
	ADMINISTRATIVE	G5B001275
3/22/2019		Total # of Emp. Trained for Day: 2
Microsoft Excel Training-1820		# of Emp. Trained in Class: 2
	OPERATIONS	G5B002199
	OPERATIONS	G5B002211
3/26/2019		Total # of Emp. Trained for Day: 15
Coping w/Trauma Trng-1424		# of Emp. Trained in Class: 8
	OPERATIONS	G5B001761
	ADMINISTRATIVE	G5B001274
	ADMINISTRATIVE	G5B001206
	ADMINISTRATIVE	G5B001314
	OPERATIONS	G5B001745
	OPERATIONS	G5B002135
	ADMINISTRATIVE	G5B001153
	OPERATIONS	G5B001900
Introduction to Peer Support Group-1429		# of Emp. Trained in Class: 8
	OPERATIONS	G5B001900
	ADMINISTRATIVE	G5B001153
	OPERATIONS	G5B002135
	OPERATIONS	G5B001745
	ADMINISTRATIVE	G5B001314

Leadership Training-1356

ADMINISTRATIVE	G5B001206
ADMINISTRATIVE	G5B001274
OPERATIONS	G5B001761

of Emp. Trained in Class: 15

OPERATIONS	G5B001807
OPERATIONS	G5B002241
OPERATIONS	G5B001919
OPERATIONS	G5B001327
OPERATIONS	G5B001756
OPERATIONS	G5B001761
ADMINISTRATIVE	G5B001274
OPERATIONS	G5B001900
ADMINISTRATIVE	G5B001206
ADMINISTRATIVE	G5B001314
OPERATIONS	G5B002276
OPERATIONS	G5B001745
OPERATIONS	G5B002135
ADMINISTRATIVE	G5B001153
OPERATIONS	G5B002160

of Emp. Trained in Class: 8

Management Harassment/Discrimination Prev.-1740

ADMINISTRATIVE	G5B001153
OPERATIONS	G5B002135
OPERATIONS	G5B001745
ADMINISTRATIVE	G5B001314
ADMINISTRATIVE	G5B001206
ADMINISTRATIVE	G5B001274
OPERATIONS	G5B001761
OPERATIONS	G5B001900

of Emp. Trained in Class: 8

Suicide Awareness /Prevention Trng-1428

OPERATIONS	G5B001900
ADMINISTRATIVE	G5B001153
OPERATIONS	G5B002135
OPERATIONS	G5B001745
ADMINISTRATIVE	G5B001314
ADMINISTRATIVE	G5B001206
ADMINISTRATIVE	G5B001274
OPERATIONS	G5B001761

3/27/2019

Total # of Emp. Trained for Day: 22

CPR/AED - First Aid-1418

of Emp. Trained in Class: 7

OPERATIONS	G5B002313
OPERATIONS	G5B002272
OPERATIONS	G5B001996
OPERATIONS	G5B002249
OPERATIONS	G5B002170
OPERATIONS	G5B002194
OPERATIONS	G5B001551

Hand & Power Tool Safety in Construction Environments (Video)-1038

of Emp. Trained in Class: 15

OPERATIONS	G5B001127
OPERATIONS	G5B001090
OPERATIONS	G5B002264
OPERATIONS	G5B001808
OPERATIONS	G5B002003
OPERATIONS	G5B001482
OPERATIONS	G5B001075
OPERATIONS	G5B001268
OPERATIONS	G5B001191
OPERATIONS	G5B001128
OPERATIONS	G5B001203
OPERATIONS	G5B001647
OPERATIONS	G5B001824
OPERATIONS	G5B002285
OPERATIONS	G5B001546

Hand Tools (OSHA)-1905

of Emp. Trained in Class: 15

OPERATIONS	G5B001128
OPERATIONS	G5B001191
OPERATIONS	G5B001647
OPERATIONS	G5B001824
OPERATIONS	G5B002285
OPERATIONS	G5B001546
OPERATIONS	G5B001127
OPERATIONS	G5B001090
OPERATIONS	G5B002264
OPERATIONS	G5B001808

Over Head Power Lines-1906

OPERATIONS	G5B001482
OPERATIONS	G5B002003
OPERATIONS	G5B001075
OPERATIONS	G5B001268
OPERATIONS	G5B001203

of Emp. Trained in Class: 15

OPERATIONS	G5B001203
OPERATIONS	G5B001128
OPERATIONS	G5B001191
OPERATIONS	G5B001268
OPERATIONS	G5B001075
OPERATIONS	G5B002003
OPERATIONS	G5B001482
OPERATIONS	G5B001824
OPERATIONS	G5B002285
OPERATIONS	G5B001546
OPERATIONS	G5B001808
OPERATIONS	G5B002264
OPERATIONS	G5B001647
OPERATIONS	G5B001127
OPERATIONS	G5B001090

DELAWARE RIVER JOINT TOLL BRIDGE COMMISSION

Meeting of April 29, 2019

**OPERATIONS INDEX
FOR
INFORMATION TECHNOLOGY**

SUBJECT	DESCRIPTION	PAGE NUMBER
Information Technology	Status Report Month of March 2019	1-2





DELAWARE RIVER JOINT TOLL BRIDGE COMMISSION

Meeting of April 2019

Information Technology Department Report Month of March 2019


The following activities under the general heading of Information Technology were recently initiated, accomplished, or performed:

Helpdesk/Deployments:


-  Processed 64 work orders for the month of February.
-  Includes all software support, IT daily tasks, printer and desktop support, Intranet, news and job postings, telephone support, and form design/updates.
-  Includes configuration and deployment of desktops, laptops, and cell phones.
-  Includes MUNIS, ~~Kronos~~ ADP, Cartegraph, and other Enterprise Software updates and maintenance, and EZ-Pass support.

Projects:


ADP Time Project:

-  ADP is live and we are currently working on HR implementations and moving to Attendance and Scheduling.

Asset Management:

-  IT continues to implement Maximo. Anticipated go-live is still May 20, 2019.

MUNIS Migration:

-  We have begun the initial steps to moving MUNIS to the Tyler Cloud platform.

Telephone System:

-  IT Department has begun implementing a new telephone system upgrade.

Scudders:

-  IT Department is currently building network services at the AET building.

DELAWARE RIVER JOINT TOLL BRIDGE COMMISSION

Meeting of April 2019

D Meetings Attended:

I have begun to serve on the IAG Technical Committee and have attended the following meetings and/or phone conferences:

- D Every Monday: IAG Tech Committee Call:** General IAG Tech Committee discussion and status. Nothing to report.
- D Every Wednesday: Interoperability Coordination:** Technical Committee call for the discussion of testing processes and procedures in regards to NIOP (Nationwide ETC Interoperability). Nothing to report.