

**DELAWARE RIVER**  
**JOINT TOLL BRIDGE COMMISSION**  
**MINUTES**  
**MEETING OF JUNE 29, 2015**

**DELAWARE RIVER JOINT TOLL BRIDGE COMMISSION**

**MEMBERS OF THE COMMISSION**

**NEW JERSEY**

HONORABLE DAVID R. DEGEROLAMO  
**Chairman**

HONORABLE GEOFFREY S. STANLEY

HONORABLE GARRETT LEONARD VAN VLIET

HONORABLE MICHAEL B. LAVERY

HONORABLE YUKI MOORE LAURENTI  
**Secretary-Treasurer**

**PENNSYLVANIA**

HONORABLE WADUD AHMAD  
**Vice Chairman**

HONORABLE MELISSA STARACE

HONORABLE PAMELA JANVEY

HONORABLE DANIEL GRACE

HONORABLE JOHN SIPTROTH

**DELAWARE RIVER JOINT TOLL BRIDGE COMMISSION**

**STANDING COMMITTEES**

**FINANCE, INSURANCE, MANAGEMENT OPERATIONS**

**PENNSYLVANIA:** Starace, Siptroth  
**NEW JERSEY:** Laurenti, Stanley\*

**PROJECTS, PROPERTY AND EQUIPMENT**

**NEW JERSEY:** DeGerolamo, Van Vliet  
**PENNSYLVANIA:** Ahmad\*, Grace

**PROFESSIONAL SERVICES COMMITTEE**

**PENNSYLVANIA:** Ahmad, Siptroth  
**NEW JERSEY:** Lavery, Van Vliet\*

**PERSONNEL**

**NEW JERSEY:** Stanley, DeGerolamo  
**PENNSYLVANIA:** Janvey, Grace\*

---

**AUDIT COMMITTEE**

**PENNSYLVANIA:** Ahmad, Janvey\*  
**NEW JERSEY:** Lavery, Laurenti

**ADMINISTRATIVE COMMITTEE**

**NEW JERSEY:** Laurenti\*, DeGerolamo  
**PENNSYLVANIA:** Starace, Grace  
Odessa Barkley, John Anderson, Sean McNeeley

Chairman and Vice Chairman Ex-Officio of all Committees

\*Chairman of Committee

**DELAWARE RIVER JOINT TOLL BRIDGE COMMISSION  
RECAPITULATION OF COMMITTEE MEMBERSHIP**

|                   |   |
|-------------------|---|
| <b>DeGerolamo</b> | (1) Ex-Officio of all Committees<br>(2) Projects Property and Equipment Committee<br>(3) Personnel Committee<br>(4) Administrative Committee      |
| <b>Ahmad</b>      | (1) Ex-Officio of all Committees<br>(2) Projects, Property and Equipment Committee*<br>(3) Professional Services Committee<br>(4) Audit Committee |
| <b>Grace</b>      | (1) Projects, Property and Equipment Committee<br>(2) Personnel Committee*<br>(3) Administrative Committee  |
| <b>Janvey</b>     | (1) Personnel Committee<br>(2) Audit Committee  |
| <b>Vacant</b>     | (1) Professional Services Committee<br>(2) Audit Committee  |
| <b>Laurenti</b>   | (1) Finance, Insurance, Management Operations Committee<br>(2) Audit Committee<br>(3) Administrative Committee*                                   |
| <b>Siptroth</b>   | (1) Finance, Insurance, Management Operations Committee<br>(2) Professional Services Committee  |
| <b>Starace</b>    | (1) Finance, Insurance Management and Operations Committee<br>(2) Administrative Committee  |
| <b>Stanley</b>    | (1) Finance, Insurance Management and Operations Committee*<br>(2) Personnel Committee  |
| <b>Van Vliet</b>  | (1) Projects, Property and Equipment Committee<br>(2) Professional Services Committee*  |

**DELAWARE RIVER JOINT TOLL BRIDGE COMMISSION**

**PROFESSIONAL ASSOCIATES**

**CONSULTING ENGINEERS**

CHERRY, WEBER & ASSOCIATES  
Freehold, NJ

**LEGAL COUNSEL**

STRADLEY, RONON, STEVENS & YOUNG  
Philadelphia, Pennsylvania

FLORIO, PERRUCCI, STEINHARDT & FADER  
Phillipsburg, New Jersey

**EMPLOYMENT COUNSEL**

STEVENS & LEE  
Philadelphia, Pennsylvania

CHIESA SHAHINIAN & GIANTOMASI  
West Orange, New Jersey

**AUDITOR**

ZELENKOWSKE AXELROD LLC  
Jamison, Pennsylvania

**FINANCIAL ADVISOR**

NW FINANCIAL GROUP  
Jersey City, New Jersey

**COMMUNICATIONS CONSULTANT**

BRABENDER COX  
Pittsburgh, Pennsylvania

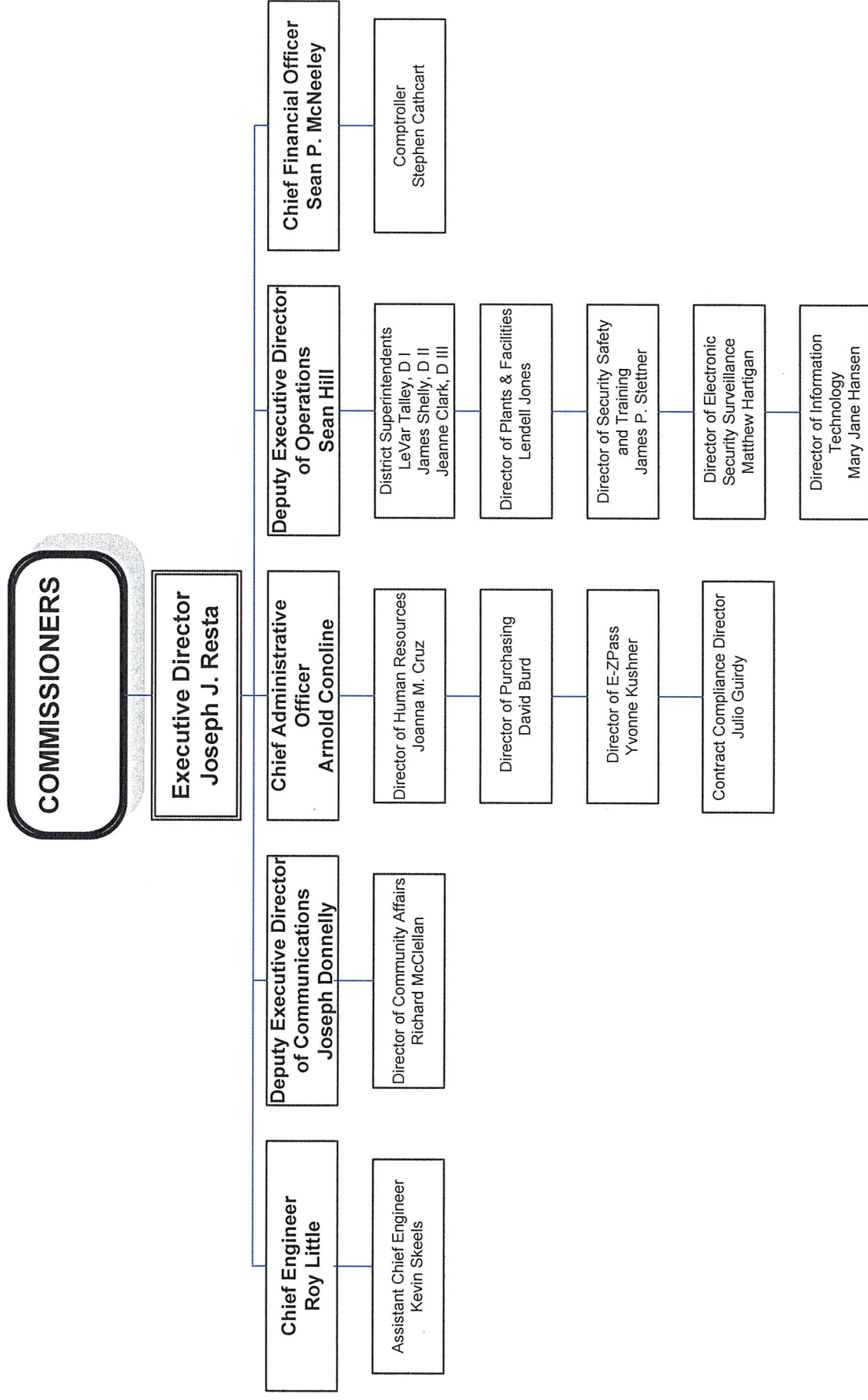
**INVESTMENT ADVISOR**

PFM BANK  
Pennsylvania

Revised 2015

# DELAWARE RIVER JOINT TOLL BRIDGE COMMISSION

## ORGANIZATION CHART



# DELAWARE RIVER JOINT TOLL BRIDGE COMMISSION

Meeting of June 29, 2015

## INDEX TO MINUTES

|   | PAGE   |
|---|--------|
| 1. Call to Order .....  | 1      |
| 2. Appearances.....   | 1 - 2  |
| 3. Oath of Office-Newly Appointed Pennsylvania<br>Commission Member Michael B. Lavery.....  | 2      |
| 3. Roll Call.....   | 2      |
| 4. Welcome Remarks of Chairman .....  | 2      |
| 5. Introduction of Comments from the Public .....   | 2      |
| 6. Executive Director's Report .....  | 2 - 4  |
| 7. Proclamation of Commissioners-<br>Sean McNeeley, Chief Financial Officer.....  | 5 - 6  |
| 8. Approval of Operations Report for<br>Month of May 2015 .....   | 7      |
| 9. Approval of Operations Report<br>Renewal- 6-1-2015 to 12-31-2016.....  | 5 - 7  |
| 10. Approval of the Cancellation of the<br>August 26, 2015 Committee Meeting and August 31, 2015<br>Regular Monthly Meeting.....      | 8      |
| 11. Approval to Reschedule the September 23, 2015<br>Committee Meeting to Tuesday September 22, 2015.....                             | 8      |
| 12. Approval of Dental Insurance Renewal<br>7-1-2015 to 6-30-2016.....  | 8 - 9  |
| 13. Acceptance of the 2014 Audit Report.....  | 9 - 10 |
| 14. Promotion of Christopher Jackson, Maintenance Worker III<br>To Maintenance Worker II at New Hope Lambertville<br>Toll Bridge..... | 10     |

# DELAWARE RIVER JOINT TOLL BRIDGE COMMISSION

## Meeting of June 29, 2015

|     |  |         |
|-----|--|---------|
| 15. | Promotion of Nicholas Knechel, Maintenance Worker III to Maintenance Worker II at New Hope Lambertville Toll Bridge.....   | 10      |
| 16. | Promotion of Christopher Gulini, Maintenance Worker II to Maintenance Worker I at Easton- Phillipsburg Toll Bridge ..  | 11      |
| 17. | Promotion of Tome Stojanovski, Maintenance Worker III to Maintenance Worker II at Milford Montague Toll Bridge ...   | 11      |
| 18. | Appointment of Eileen Barthold to Toll Collector Position, District III.....   | 12      |
| 19. | Appointment of Patricia Brown to Toll Collector Position, District III .....   | 12      |
| 20. | Appointment of Scott Stanton to Bridge Monitor II Position, Southern Division .....  | 12 - 13 |
| 21. | Appointment of Vincent Campagna to Bridge Monitor II Position, Southern Division .....   | 13      |
| 22. | Promotion of George Parker to Toll Collector Position District I.....  | 13 - 14 |
| 23. | Promotion of Anthony Dragotta to Toll Corporal Position District II.....   | 14      |
| 24. | I-78 Maintenance Garage Expansion Contract C-508A .....  | 14 - 15 |
| 25. | Professional Traffic Engineering Services Pre- Construction Traffic Study for the Scudders Falls Bridge Replacement Project, Bucks County, Pennsylvania and Mercer County New Jersey ..... | 15      |
| 26. | Approval for Payment of Invoice Stradley Ronon, PA Legal Counsel .....   | 15 - 16 |
| 27. | Approval for Payment of Invoice Florio, Perrucci, Steinhardt and Fader, NJ Legal Counsel ....  | 16      |
| 28. | Approval for Payment of Invoice Stevens & Lee, PA Labor Counsel .....  | 16 - 17 |

# DELAWARE RIVER JOINT TOLL BRIDGE COMMISSION

## Meeting of June 29, 2015

|     |   |         |
|-----|---|---------|
| 29. | Approval for Payment of Invoice<br>Chiesa Shahinian & Giantomasi, NJ Labor Counsel..... | 17      |
| 30. | Approval for Payment of Invoice<br>NW Financial.....                                    | 17 - 18 |
| 31. | Invitation for Comments from the Public .....   | 18      |
| 32. | Scheduling of the July 27, 2015 Meeting .....   | 18      |
| 33. | Adjournment .....   | 18      |

# **DELAWARE RIVER JOINT TOLL BRIDGE COMMISSION**

**Meeting of June 29, 2015**

## **CALL TO ORDER**

The Regular Monthly Meeting of the Delaware River Joint Toll Bridge Commission was called to Order at the New Hope Executive Offices, 2492 River Road, New Hope, PA. 18938-9519, on Monday, June 29, 2015 at 10:36 a.m. pursuant to notice properly forwarded to each member in compliance with the bylaws. David DeGerolamo, Chairman, presided at this Meeting. The Commission met in Executive Session to discuss legal and personnel matters prior to this meeting.

## **APPEARANCES**

### **COMMISSION MEMBERS:**

Hon. Wadud Ahmad (Pennsylvania) (Via Conference Call)  
Hon. David DeGerolamo (New Jersey)  
Hon. Daniel Grace (Pennsylvania)  
Hon. Pamela Janvey (Pennsylvania)  
Hon. Michael Lavery (New Jersey)  
Hon. Yuki Moore Laurenti (New Jersey)  
Hon. Melissa Starace (Pennsylvania)  
Hon. Geoffrey S. Stanley (New Jersey)  
Hon. John Siptroth (Pennsylvania)  
Hon. Garrett Van Vliet (New Jersey)

### **COMMISSION GENERAL COUNSEL:**

Jonathon Bloom, Stradley, Ronon, Stevens & Young Pennsylvania  
Mark Peck, Florio, Perrucci, Steinhardt & Fader, New Jersey

### **COMMISSION LABOR COUNSEL:**

William Payne, Stevens and Lee, Pennsylvania  
Chiesa Shahinian & Giantomasi, New Jersey

### **GOVERNORS REPRESENTATIVES:**

Chris Howard, NJ Authorities Unit

### **COMMISSION STAFF MEMBERS:**

Joseph J. Resta, Executive Director  
Sean Hill, Deputy Executive Director of Operations  
Roy Little, Chief Engineer  
Arnold Conoline, Chief Administrative Officer

# **DELAWARE RIVER JOINT TOLL BRIDGE COMMISSION**

**Meeting of June 29, 2015**

Stephen Cathcart, Comptroller

Wendy Reading, Administrative Services Director/ Assistant Secretary Treasurer to the Commission

## **OTHERS:**

Ryan Bevitz, Representative Santarsiero's Office

## **OATH OF OFFICE - NEWLY APPOINTED NEW JERSEY COMMISSION MEMBER- MICHAEL B. LAVERY**

At this point in the Meeting Mark Peck, New Jersey Legal Counsel swore in the newly appointed Commission Member from the State of New Jersey.

*"I, Michael B. Lavery do solemnly affirm that I will support the Constitution of the United States and the Constitution of the State of New Jersey, and that I will bear true faith and allegiance to the same and to the Governments established in the United States and in this State, under the authority of the people, and that I will faithfully, impartially and justly perform all the duties of the office of Commissioner to the best of my ability."*

## **ROLL CALL**

Joseph Resta, Executive Director, in his capacity as Secretary for this Meeting called the roll, and at the conclusion thereof, reported that there was a quorum present-there being five members present from the Commonwealth of Pennsylvania and five members present from the State of New Jersey.

## **WELCOMING REMARKS OF CHAIRMAN**

Chairman DeGerolamo welcomed those persons whose identities are set forth hereinabove under "Appearances".

## **INTRODUCE ANY COMMENTS FROM THE PUBLIC**

Chairman DeGerolamo addressed the meeting and invited any comments from the public on items pertaining to today's Agenda.

## **EXECUTIVE DIRECTOR'S REPORT**

Joseph Resta, Executive Director, addressed the meeting and said;

*"Good morning. A lot has happened in the six weeks since the Commission's last meeting. Spring has turned to summer. School is out. And work on our various construction projects continues to move forward;*

## DELAWARE RIVER JOINT TOLL BRIDGE COMMISSION

### Meeting of June 29, 2015

*“Nowhere is progress more evident than at our Lower Trenton Toll-Supported Bridge Approach Roadway Improvements Project. This undertaking aims to address worn pavements, safety deficiencies and other issues at the approach roadways and intersection walkways that provide vehicular and pedestrian access to the Lower Trenton Bridge linking Trenton and Morrisville. Work kicked off in late March and has moved along at a steady pace ever since. Currently, work crews are involved in activities on both sides of the bridge. They are now replacing deteriorated concrete pavement slabs and finishing replacement of curbing and sidewalk ADA ramps on New Warren Street in Trenton. Meanwhile, paving work has been completed on the bridge’s Pennsylvania side. The contractor is now laying brick pavers in the median island of Bridge Street in Morrisville. New traffic loop sensors also are being installed in the new pavement there. Other activities include lane striping, signage and restoration on grassy areas. Next week, it’s anticipated that the lion’s share of work will shift solely to the New Jersey side. Paving work on the New Jersey side is now only a couple weeks away. We are track to reach substantial completion in the middle of next month;*

*“The other significant project we currently have underway is at the Portland-Columbia Toll Bridge. The tasks at this location are more expansive, involving: concrete pavement rehabilitation, full-depth pavement replacement, cleaning and sealing of roadway concrete joints, milling and resurfacing paved shoulders, pavement-marking replacement, drainage improvements, superstructure repairs, and various other improvements. As at Lower Trenton, work has been progressing as scheduled and is taking place at both ends of the bridge. The work has now progressed to the 30-percent completion mark and we expect the contractor to reach substantial completion as scheduled in November;*

*“Farther up river, we have a small project underway at the Milford-Montague Toll Bridge. The work involves construction of sidewalks that will afford bicyclists and pedestrians with safer access to the walkway on the bridge’s upstream side. For years, we have fielded inquiries from bicyclists in the Milford area who have found themselves forced into the vehicular traffic lanes and roadway shoulders due to the lack of paths or sidewalks to and from the bridge’s walkway. This relatively small endeavor is being conducted inhouse by our District III maintenance personnel. They have already completed the sidewalk work on the New Jersey side and are now poised to begin work on the Pennsylvania side after the Fourth of July holiday weekend. The goal is to wrap up the work by summer’s end;*

*“Looking ahead on the construction calendar, we are now poised to begin work on a stopgap deck repair project at the Scudder Falls Bridge as early as mid-July. Originally, this project was expected to begin on August 1 – a date that was chosen so as to not interfere with a pair of peregrine falcons that had been nesting on the bridge in recent years. But a Pennsylvania Game Commission biologist*

## DELAWARE RIVER JOINT TOLL BRIDGE COMMISSION

### Meeting of June 29, 2015

*recently determined that the falcons apparently are not currently residing on the bridge. This means we can begin work sooner than anticipated. Right now, there are very good prospects of us kicking off construction activities during the early morning hours of July 13. As many of you may recall, this project will address full and partial depth repairs along designated portions of the bridge's deck where pothole patching has become ineffective or impractical. The goal is to put the bridge's weathered and rutted road deck in a sufficiently improved condition so that it may continue in service long enough to allow for construction a new and improved replacement bridge. The project contractor is willing to move up the start date provided he can complete another project he working on at this time. Right now, the chances are good that this can be done. The work is expected to last into the Fall. Our plan is to issue press releases and other public notices immediately after the Fourth of July weekend. In doing so, we plan to stress several points with the public. First and foremost, is the fact that this is not the big bridge replacement project that has been in the works for the last several year's. Second, the work on this stopgap project will be staged in a manner so as to not interfere with peak travel periods. As result, weekday construction activities will be allowed only from 10 a.m. to 5 a.m. in the northbound direction and only from 8 p.m. to 1 p.m. in the southbound direction. Finally, we will further relay that this stopgap project cannot address the many operational and structural deficiencies that currently plague current Scudder Falls Bridge and that make a total replacement necessary. As an aside, I want to mention that the final design work for the replacement bridge project continues to move forward. Soil boring work for the new structure foundations is currently taking place on the bridge's Pennsylvania side. This work will move to the New Jersey side at a later date. Traffic impacts are minimal because much of the boring activities require shoulder closures. There are more than 400 soil boring locations and resulting data and sample collections ultimately will help engineers to design the replacement bridge project;*

*"There is one significant agenda item I want to call everyone's attention to today and that is the resignation of our Chief Financial Officer, Sean McNeeley. Sean began work at the Commission in January 2008 and is actually the first person ever to hold the title of Chief Financial Officer. We have a proclamation for him but he unfortunately could not be with us today because of an earlier vacation commitment to his young family. I don't want to repeat all of the accolades in the proclamation, but I think it is important to point out that he is leaving the Commission with both a very positive financial outlook and improved credit ratings;*

*"In closing today, I want to remind everyone that the Fourth of July weekend is only days away. All of our projects will go on hiatus from Thursday night through Monday to allow for unimpeded travel during the holiday period."*

# **DELAWARE RIVER JOINT TOLL BRIDGE COMMISSION**

**Meeting of June 29, 2015**

## **PROCLAMATION OF COMMISSIONERS-SEAN MCNEELEY, CHIEF FINANCIAL OFFICER**

**R: 2788-06-15**

Chairman DeGerolamo addressed the meeting and requested the following proclamation be part of the official minutes:

**“WHEREAS**, the Delaware River Joint Toll Bridge Commission is a bistate transportation agency serving a 140-mile jurisdiction from the Philadelphia/Bucks County line in the south to the New Jersey/New York boundary in the north; and

**“WHEREAS**, financial accountability is a major facet of the Commission’s regional transportation service delivery mission; and

**“WHEREAS**, Sean P. McNeeley, a highly esteemed financial management expert from Philadelphia, PA., has served with distinction as the agency’s Chief Financial Officer since January 2008; and

**“WHEREAS**, McNeeley was the first individual to hold the senior executive title of chief financial officer in the 80-year history of the Commission; and

**“WHEREAS**, he provided unparalleled financial leadership and debt management, overseeing and coordinating the myriad functions of the Commission’s Accounting Department; and

**“WHEREAS**, he planned, organized and directed a staff of professional, technical, administrative and clerical employees through subordinate managers and supervisors; and

**“WHEREAS**, his years of service produced a litany of significant achievements, including:

- Implementation and execution of eight operating budgets;
- Execution of multiple bond refinancing’s that have enabled the Commission to realize tens of millions of dollars in savings;
- Creation of an OPEB Trust for employee benefits -- serving as a standing employee member on the Administrative Committee that monitors the Trust; and

**“WHEREAS**, McNeeley will soon leave the Commission to pursue a private-sector opportunity; and

**“WHEREAS**, he leaves the Commission’s finances in an enhanced state, as demonstrated by the agency’s commendably high debt-service coverage ratio and improved bond ratings; and

# DELAWARE RIVER JOINT TOLL BRIDGE COMMISSION

## Meeting of June 29, 2015

**“WHEREAS**, he has earned the admiration of Commissioners past and present, fellow executives and managers, and staff and colleagues at the Delaware River Joint Toll Bridge Commission;

**“NOW THEREFORE BE IT RESOLVED**, by the Delaware River Joint Toll Bridge Commission assembled for a Meeting at New Hope, Pennsylvania this 29th day of June 2015: That this Commission, hereby Congratulates Chief Financial Officer Sean P. McNeeley,, and Commends his 7-1/2 years of leadership and dedication to the Commission and to the general public he ultimately served; and

**“BE IT FURTHER RESOLVED:** That this Proclamation be included in the Minutes of this Meeting, a copy be placed in Mr. McNeeley’s personnel file, and a duly authenticated ceremonial copy be transmitted to Sean P. McNeeley.

Chairman DeGerolamo addressed the meeting and said:

*“In his absence, I would just like to say personally thank you. Sean has been here, as stated, for seven and a half years. I was here when he was hired. It was probably one of the more significant positions that we brought on board, and it became very apparent how important it was as we went through all the bond refinancing’s and in particular, the OPEB Trust, which I am very proud, along with Yuki Laurenti, who has served as chairman of the administrative committee. Very proud as to what has occurred in our funding of OPEB Trust for the future liability of our retirees health benefits. I don’t know if there is any other agency out there that can make the statement that we can in regard to how that has been funded. And that has been under the leadership of Sean McNeeley, as well as Steve Cathcart in the accounting department. So I want to personally thank Sean for his years of service, and I wish him the best.”*

Vice Chairman Wadud addressed the meeting and said:

*“David, I’ll join in that thank you and, also, you know, let everyone know, obviously, that we are going to search for someone who can hopefully fit those very large shoes.”*

Commissioner Laurenti addressed the meeting and said:

*“I would like to add to David’s comments. I had the pleasure of working with Sean during the formation of the OPEB Trust and for the staff, as you know, he can be very serious. I think maybe I got a smile out of him once or twice, but I did recognize in working with him very closely and with outside counsel and internal counsel, his knowledge base had very good advice, did not mince words which was okay, but it was a pleasure to work with him. He provided really a very good perspective, and I am proud of what we have been able to do for the employees of*

## **DELAWARE RIVER JOINT TOLL BRIDGE COMMISSION**

### **Meeting of June 29, 2015**

*the OPEB Trust and really regret Sean's departure, but understand that people take challenges, and I wish him well, and as our fellow vice-chair just noted, that we hope to fill his very large shoes. Thank you."*

### **APPROVAL OF MINUTES FOR COMMISSION MEETING HELD MAY 18, 2015**

#### **R: 2789-06-15- ADM-01-06-15**

Chairman DeGerolamo addressed the meeting and requested the adoption of a Resolution approving the Minutes of the Commission Meeting held May 18, 2015.

Commissioner Lavery addressed the meeting and requested to be recorded as abstaining from the vote.

At the conclusion of the review, Commissioner Stanley moved and Commissioner Siptroth seconded the adoption of the following Resolution:

**"RESOLVED**, by the Delaware River Joint Toll Bridge Commission at its Regular Meeting assembled this 29th day of June, 2015, that the Minutes of the Regular Commission Meeting held on May 18, 2015 be and the same hereby are approved."

Chairman DeGerolamo then invited any further questions on the Resolution. No further questions were presented and the Resolution was adopted.

### **APPROVAL OF OPERATIONS REPORT FOR THE MONTH OF MAY, 2015**

#### **R: 2790-06-15- ADM-02-06-15**

Chairman DeGerolamo addressed the meeting and asked if there were any questions on any of the reports contained in the "Operations Report".

At the conclusion of the review, Commissioner Stanley moved and Commissioner Siptroth seconded the adoption of the following Resolution:

**"RESOLVED**, by the Delaware River Joint Toll Bridge Commission at its Regular Meeting assembled this 29th day of June, 2015, that the Operations Report, which reflects Commission activity for the month of May are hereby approved."

Chairman DeGerolamo invited questions on the Resolution. No questions were presented and the Resolution was unanimously adopted.

# **DELAWARE RIVER JOINT TOLL BRIDGE COMMISSION**

**Meeting of June 29, 2015**

## **APPROVAL OF THE CANCELLATION OF THE AUGUST 26, 2015 COMMITTEE MEETING AND AUGUST 31, 2015 REGULAR MONTHLY COMMISSION MEETING**

**R: 2791-06-15- ADM-03-06-15**

Chairman DeGerolamo addressed the meeting and asked the Commission Members if, after their review, there were any questions.

At the conclusion of the review, Commissioner Grace moved and Commissioner Stanley seconded the adoption of the following Resolution:

**"RESOLVED**, by the Delaware River Joint Toll Bridge Commission at its Regular Meeting assembled this 29<sup>th</sup> day of June, 2015, that the Commission authorizes the cancellation of the August 26, 2015 Committee Meeting and August 31, 2015 Regular Monthly Commission."

Chairman DeGerolamo invited questions on the Resolution. No questions were presented and the Resolution was unanimously adopted.

## **APPROVAL TO RESCHEDULE THE SEPTEMBER 23, 2015 COMMITTEE MEETING TO TUESDAY SEPTEMBER 22, 2015**

**R: 2792-06-15- ADM-05-06-15**

Chairman DeGerolamo addressed the meeting and asked the Commission Members if, after their review, there were any questions.

At the conclusion of the review, Commissioner Stanley moved and Commissioner VanVliet seconded the adoption of the following Resolution:

**"RESOLVED**, by the Delaware River Joint Toll Bridge Commission at its Regular Meeting assembled this 29<sup>th</sup> day of June, 2015, that the Commission authorizes the rescheduling of the Wednesday, September 23, 2015 Committee Meeting to Tuesday, September 22, 2015."

Chairman DeGerolamo invited questions on the Resolution. No questions were presented and the Resolution was unanimously adopted.

## **APPROVAL OF 2015 DENTAL INSURANCE RENEWAL-7-1-2015 TO 06-30-2016**

**R-2793-06-15 -INS-01-06-15**

Chairman DeGerolamo addressed the Meeting and asked the Commission Members if, after their review, there were any questions.

Commissioner Janvey addressed the meeting and said

## DELAWARE RIVER JOINT TOLL BRIDGE COMMISSION

### Meeting of June 29, 2015

*“As a former Commission Employee who receives retiree health benefits. I abstain from voting on this resolution and have recused myself from any deliberation on this issue.”*

Commissioner Siptroth addressed the meeting and said

*“As a former Commission Employee who receives retiree health benefits. I abstain from voting on this resolution and have recused myself from any deliberation on this issue.”*

At the conclusion of the review, Commissioner Stanley moved and Commissioner Laurenti seconded the adoption of the following Resolution:

**“RESOLVED**, by the Delaware River Joint Toll Bridge Commission at its Regular Meeting assembled this 29th day of June 2015, that the Commission via this Resolution, that as authorizes the Executive Director or his designee to approve the dental insurance plan with Aetna, Inc, for the Policy year effective July 1, 2015 through June 30, 2016 with the understanding that this plan can be cancelled at any time during the term with sixty (60) days notice to the provider.”

Executive Director Resta was requested to conduct a Roll Call Vote

| <u>NEW JERSEY</u> | <u>Yes</u> | <u>No</u> | <u>PENNSYLVANIA</u> | <u>Yes</u>      | <u>No</u> |
|-------------------|------------|-----------|---------------------|-----------------|-----------|
| Mr. DeGerolamo    | X          |           | Mr. Ahmad           | X               |           |
| Ms. Laurenti      | X          |           | Mr. Grace           | X               |           |
| Mr. Stanley       | X          |           | Ms. Janvey          | Abstain/Recused |           |
| Mr. VanVliet      | X          |           | Mr. Siptroth        | Abstain/Recused |           |
| Mr. Lavery        | X          |           | Ms. Starace         | X               |           |

Executive Director Resta reported that there were five affirmative votes from New Jersey, and Three affirmative votes from Pennsylvania.

Chairman DeGerolamo then invited questions on the Resolution. No questions were presented and the Resolution was adopted.

### ACCEPTANCE OF THE 2014 AUDIT REPORT

#### R-2794-06-15 - ADM-04-06-15

Chairman DeGerolamo addressed the Meeting and asked the Commission Members if, after their review, there were any questions.

At the conclusion of the review, Commissioner Van Vliet moved and Commissioner Grace seconded the adoption of the following Resolution:

## **DELAWARE RIVER JOINT TOLL BRIDGE COMMISSION**

### **Meeting of June 29, 2015**

**“RESOLVED**, by the Delaware River Joint Toll Bridge Commission at its Regular Meeting assembled this 29<sup>th</sup> day of June 2015, via this resolution, and authorizes receipt and filing of the 2014 audit and financial statement and management letter.”

Chairman DeGerolamo then invited questions on the Resolution. No questions were presented and the Resolution was unanimously adopted.

### **PROMOTION OF CHRISTOPHER JACKSON, MAINTENANCE WORKER III TO MAINTENANCE WORKER II AT NEW HOPE LAMBERTVILLE TOLL BRIDGE**

**R: 2795-06-15- PER-01-06-15**

Chairman DeGerolamo addressed the Meeting and asked the Commission Members if, after their review, there were any questions.

At the conclusion of the review, Commissioner Laurenti moved and Commissioner Stanley seconded the adoption of the following Resolution:

**“RESOLVED**, by the Delaware River Joint Toll Bridge Commission at its Regular Meeting assembled this 29<sup>th</sup> day of June, 2015, via the resolution, that the Commission authorizes the promotion of Christopher Jackson to Maintenance Worker II at the New Hope-Lambertville Toll Bridge with compensation set at \$41,681 per annum which is step (3) in the pay range for the Maintenance Worker II position (\$37,805-\$48,251) pending satisfactory completion of the required personnel processing.”

Chairman DeGerolamo then invited questions on the Resolution. No questions were presented and the Resolution was unanimously adopted.

### **PROMOTION OF NICHOLAS KNECHEL, MAINTENANCE WORKER III TO MAINTENANCE WORKER II AT NEW HOPE LAMBERTVILLE TOLL BRIDGE**

**R: 2796-06-15- PER-02-06-15**

Chairman DeGerolamo addressed the Meeting and asked the Commission Members if, after their review, there were any questions.

At the conclusion of the review, Commissioner Stanley moved and Commissioner Grace seconded the adoption of the following Resolution:

**“RESOLVED**, by the Delaware River Joint Toll Bridge Commission at its Regular Meeting assembled this 29<sup>th</sup> day of June, 2015, via the resolution, that the Commission authorizes the promotion of Christopher Jackson to Maintenance Worker II at the New Hope-Lambertville Toll Bridge with compensation set at \$43,759 per annum which is step (4) in the pay range for the Maintenance Worker II position (\$37,805-\$48,251) pending satisfactory completion of the required personnel processing.”

# **DELAWARE RIVER JOINT TOLL BRIDGE COMMISSION**

**Meeting of June 29, 2015**

Chairman DeGerolamo then invited questions on the Resolution. No questions were presented and the Resolution was unanimously adopted.

## **PROMOTION OF CHRISTOPHER GULINI, MAINTENANCE WORKER II TO MAINTENANCE WORKER I AT EASTON-PHILLIPSBURG TOLL BRIDGE**

**R: 2797-06-15- PER-03-06-15**

Chairman DeGerolamo addressed the Meeting and asked the Commission Members if, after their review, there were any questions.

At the conclusion of the review, Commissioner Janvey moved and Commissioner Starace seconded the adoption of the following Resolution:

**“RESOLVED**, by the Delaware River Joint Toll Bridge Commission at its Regular Meeting assembled this 29th day of June, 2015, via the resolution, that the Commission authorizes the promotion of Christopher Gulini to Maintenance Worker I at the Easton-Phillipsburg Toll Bridge with compensation set at \$42,942 per annum which is the minimum step in the pay range for the Maintenance Worker I position (\$42,942-\$54,802) pending satisfactory completion of the required personnel processing.”

Chairman DeGerolamo then invited questions on the Resolution. No questions were presented and the Resolution was unanimously adopted.

## **PROMOTION OF TOME STOJANOVSKI, MAINTENANCE WORKER III TO MAINTENANCE WORKER II AT MILFORD MONTAGUE TOLL BRIDGE**

**R: 2798-06-15- PER-04-06-15**

Chairman DeGerolamo addressed the Meeting and asked the Commission Members if, after their review, there were any questions.

At the conclusion of the review, Commissioner Van Vliet moved and Commissioner Siptroth seconded the adoption of the following Resolution:

**“RESOLVED**, by the Delaware River Joint Toll Bridge Commission at its Regular Meeting assembled this 29th day of June, 2015, via the resolution, that the Commission authorizes the promotion of Tome Stojanovski to Maintenance Worker II at the Milford Montague Toll Bridge with compensation set at \$43,759 per annum which is step (4) in the pay range for the Maintenance Worker II position (\$37,805-\$48,251) pending satisfactory completion of the required personnel processing.”

Chairman DeGerolamo then invited questions on the Resolution. No questions were presented and the Resolution was unanimously adopted.

## **DELAWARE RIVER JOINT TOLL BRIDGE COMMISSION**

**Meeting of June 29, 2015**

### **APPOINTMENT OF EILEEN BARTHOLD TO TOLL COLLECTOR POSITION, DISTRICT III**

**R: 2799-06-15- PER-05-06-15**

Chairman DeGerolamo addressed the Meeting and asked the Commission Members if, after their review, there were any questions.

At the conclusion of the review, Commissioner Grace moved and Commissioner Stanley seconded the adoption of the following Resolution:

**“RESOLVED**, by the Delaware River Joint Toll Bridge Commission at its Regular Meeting assembled this 29th day of June, 2015, via the resolution, that the Commission authorizes the appointment of Eileen Barthold to Toll Collector, District III with starting compensation set at \$37,805 per annum which is the minimum step in pay range for the Toll Collector position (\$37,805-\$48,251) pending satisfactory completion of the required personnel processing.”

Chairman DeGerolamo then invited questions on the Resolution. No questions were presented and the Resolution was unanimously adopted.

### **APPOINTMENT OF PATRICIA BROWN TO TOLL COLLECTOR POSITION, DISTRICT III**

**R: 2800-06-15- PER-06-06-15**

Chairman DeGerolamo addressed the Meeting and asked the Commission Members if, after their review, there were any questions.

At the conclusion of the review, Commissioner Grace moved and Commissioner VanVliet seconded the adoption of the following Resolution:

**“RESOLVED**, by the Delaware River Joint Toll Bridge Commission at its Regular Meeting assembled this 29th day of June, 2015, via the resolution, that the Commission authorizes the appointment of Patricia Brown to Toll Collector, District III with starting compensation set at \$37,805 per annum which is the minimum step in pay range for the Toll Collector position (\$37,805-\$48,251) pending satisfactory completion of the required personnel processing.”

Chairman DeGerolamo then invited questions on the Resolution. No questions were presented and the Resolution was unanimously adopted.

### **APPOINTMENT OF SCOTT STANTON TO BRIDGE MONITOR II POSITION, SOUTHERN DIVISION**

**R: 2801-06-15- PER-07-06-15**

Chairman DeGerolamo addressed the Meeting and asked the Commission Members if, after their review, there were any questions.

## **DELAWARE RIVER JOINT TOLL BRIDGE COMMISSION**

### **Meeting of June 29, 2015**

At the conclusion of the review, Commissioner Stanley moved and Commissioner Siptroth seconded the adoption of the following Resolution:

**“RESOLVED**, by the Delaware River Joint Toll Bridge Commission at its Regular Meeting assembled this 29th day of June, 2015, via the resolution, that the Commission authorizes the appointment of Scott Stanton to the Bridge Monitor II Position, Southern Division with starting compensation set at \$36,009 per annum which is the minimum step in pay range for the Bridge Monitor II position (\$36,009 - \$45,955) pending satisfactory completion of the required personnel processing.”

Chairman DeGerolamo then invited questions on the Resolution. No questions were presented and the Resolution was unanimously adopted.

### **APPOINTMENT OF VINCENT CAMPAGNA TO BRIDGE MONITOR II POSITION, SOUTHERN DIVISION**

#### **R: 2802-06-15- PER-08-06-15**

Chairman DeGerolamo addressed the Meeting and asked the Commission Members if, after their review, there were any questions.

At the conclusion of the review, Commissioner Stanley moved and Commissioner Van Vliet seconded the adoption of the following Resolution:

**“RESOLVED**, by the Delaware River Joint Toll Bridge Commission at its Regular Meeting assembled this 29th day of June, 2015, via the resolution, that the Commission authorizes the appointment of Vincent Campagna to the Bridge Monitor II Position, Southern Division with starting compensation set at \$36,009 per annum which is the minimum step in pay range for the Bridge Monitor II position (\$36,009 - \$45,955) pending satisfactory completion of the required personnel processing.”

Chairman DeGerolamo then invited questions on the Resolution. No questions were presented and the Resolution was unanimously adopted.

### **PROMOTION OF GEORGE PARKER TO TOLL CORPORAL POSITION, DISTRICT I**

#### **R: 2803-06-15- PER-09-06-15**

Chairman DeGerolamo addressed the Meeting and asked the Commission Members if, after their review, there were any questions.

At the conclusion of the review, Commissioner Laurenti moved and Commissioner Grace seconded the adoption of the following Resolution:

**“RESOLVED**, by the Delaware River Joint Toll Bridge Commission at its Regular Meeting assembled this 29th day of June, 2015, via the resolution, that the Commission authorizes the

## **DELAWARE RIVER JOINT TOLL BRIDGE COMMISSION**

### **Meeting of June 29, 2015**

promotion of George Brown to Toll Corporal, District I with starting compensation set at \$45,088 per annum which is the introductory step in pay range for the Toll Corporal position (\$45,088-\$57,544) pending satisfactory completion of the required personnel processing.”

Chairman DeGerolamo then invited questions on the Resolution. No questions were presented and the Resolution was unanimously adopted.

### **PROMOTION OF ANTHONY DRAGOTTA TO TOLL CORPORAL POSITION, DISTRICT II**

#### **R: 2804-06-15- PER-10-06-15**

Chairman DeGerolamo addressed the Meeting and asked the Commission Members if, after their review, there were any questions.

At the conclusion of the review, Commissioner Starace moved and Commissioner Stanley seconded the adoption of the following Resolution:

“**RESOLVED**, by the Delaware River Joint Toll Bridge Commission at its Regular Meeting assembled this 29th day of June, 2015, via the resolution, that the Commission authorizes the promotion of Anthony Dragotta to Toll Corporal, District II with starting compensation set at \$45,088 per annum which is the introductory step in pay range for the Toll Corporal position (\$45,088-\$57,544) pending satisfactory completion of the required personnel processing.”

Chairman DeGerolamo then invited questions on the Resolution. No questions were presented and the Resolution was unanimously adopted.

### **I-78 MAINTENANCE GARAGE EXPANSION CONTRACT C-508A**

#### **R: 2805-06-15- ENG-01-06-15**

Chairman DeGerolamo addressed the Meeting and asked the Commission Members if, after their review, there were any questions.

At the conclusion of the review, Commissioner VanVliet moved and Commissioner Grace seconded the adoption of the following Resolution:

“**RESOLVED**, by the Delaware River Joint Toll Bridge Commission at its Regular Meeting assembled this 29th day of June, 2015, via the resolution, authorizes the Executive Director to negotiate scope and fee with the Consultant(s) whose proposal has been deemed qualified through the RFP procurement process and determined to be fair, reasonable and in the best interest of the Commission; and

“**RESOLVED**, Identify the General Reserve Fund as the source of funds required for payment of any invoices; and

## **DELAWARE RIVER JOINT TOLL BRIDGE COMMISSION**

### **Meeting of June 29, 2015**

**“RESOLVED**, The Executive Director is hereby authorized to approve and execute all necessary contracts on behalf of the Commission.”

Chairman DeGerolamo then invited questions on the Resolution. No questions were presented and the Resolution was unanimously adopted.

### **PROFESSIONAL TRAFFIC ENGINEERING SERVICES –PRE CONSTRUCTION TRAFFIC STUDY FOR THE SCUDDER FALLS BRIDGE REPLACEMENT PROJECT, BUCKS COUNTY, PENNSYLVANIA AND MERCER COUNTY NEW JERSEY**

#### **R: 2806-06-15- ENG-02-06-15**

Chairman DeGerolamo addressed the Meeting and asked the Commission Members if, after their review, there were any questions.

At the conclusion of the review, Commissioner Laurenti moved and Commissioner Janvey seconded the adoption of the following Resolution:

**“RESOLVED**, by the Delaware River Joint Toll Bridge Commission at its Regular Meeting assembled this 29th day of June, 2015, via the resolution, authorizes the Executive Director to negotiate scope and fee with the Consultant whose proposal has been deemed qualified through the RFP procurement process and determined to be fair, reasonable and in the best interest of the Commission; and

**“RESOLVED**, Identify the General Reserve Fund as the source of funds required for payment of any invoices; and

**“RESOLVED**, The Executive Director is hereby authorized to approve and execute all necessary contracts on behalf of the Commission.”

Chairman DeGerolamo then invited questions on the Resolution. No questions were presented and the Resolution was unanimously adopted.

### **APPROVAL FOR PAYMENT OF INVOICE STRADLEY RONON, PA LEGAL COUNSEL**

#### **R: 2807-05-15- ACCT -01-06-15**

Chairman DeGerolamo addressed the Meeting and asked the Commission Members if, after their review, there were any questions.

At the conclusion of the review, Commissioner Stanley moved and Commissioner Siptroth seconded the adoption of the following Resolution:

**“RESOLVED**, by the Delaware River Joint Toll Bridge Commission at its Regular Meeting assembled this 29th day of June, 2015, via this Resolution authorizing payment of invoices

## **DELAWARE RIVER JOINT TOLL BRIDGE COMMISSION**

### **Meeting of June 29, 2015**

#10357424, #10357419, #10357423, #10357425, #10357426, & #10357422 in the total amount of \$16,475.81 for Professional Services Rendered to Stradley Ronon, PA Legal Counsel.; and

**“RESOLVED**, identifying the Operating Fund as the source of funds required for any and all disbursements.”

Chairman DeGerolamo invited questions on the Resolution. No questions were presented and the Resolution was unanimously adopted.

### **APPROVAL FOR PAYMENT OF INVOICE FLORIO, PERRUCCI, STEINHARDT AND FADER, NJ LEGAL COUNSEL**

**R: 2808-06-15- ACCT -02-06-15**

Chairman DeGerolamo addressed the Meeting and asked the Commission Members if, after their review, there were any questions.

At the conclusion of the review, Commissioner Stanley moved and Commissioner Siptroth seconded the adoption of the following Resolution:

**“RESOLVED**, by the Delaware River Joint Toll Bridge Commission at its Regular Meeting assembled this 29th day of June, 2015, via this Resolution authorizing payment of invoices, #108111, #108112, #108113, #108109, #108108, #108106, #108105, and #108104 in the total amount due of \$14,038.60, for Capital and Non-Capital Professional Services to Florio, Perrucci, Steinhardt and Fader, NJ Legal Counsel.; and

**“RESOLVED**, identifying the Operating Fund as the source of funds required for any and all disbursements.”

Chairman DeGerolamo invited questions on the Resolution. No questions were presented and the Resolution was unanimously adopted.

### **APPROVAL FOR PAYMENT OF INVOICE STEVENS & LEE, PA LABOR COUNSEL**

**R: 2809-05-15- ACCT -03-06-15**

Chairman DeGerolamo addressed the Meeting and asked the Commission Members if, after their review, there were any questions.

At the conclusion of the review, Commissioner Stanley moved and Commissioner Siptroth seconded the adoption of the following Resolution:

**“RESOLVED**, by the Delaware River Joint Toll Bridge Commission at its Regular Meeting assembled this 29th day of June, 2015, via this Resolution, and authorizes payment of invoice #

## **DELAWARE RIVER JOINT TOLL BRIDGE COMMISSION**

### **Meeting of June 29, 2015**

441467, # 440983, and # 441468 in the total amount due of \$ 8,522.14 for Professional Services Rendered;

**“RESOLVED:** identifying the Operating Fund as the source of funds required for any and all disbursements.”

Chairman DeGerolamo invited questions on the Resolution. No questions were presented and the Resolution was unanimously adopted.

### **APPROVAL FOR PAYMENT OF INVOICE**

#### **CHIESA SHAHINIAN & GIANTOMASI, NJ LABOR COUNSEL**

**R: 2810`-05-15- ACCT -04-06-15**

Chairman DeGerolamo addressed the Meeting and asked the Commission Members if, after their review, there were any questions.

At the conclusion of the review, Commissioner Van Vliet moved and Commissioner Stanley seconded the adoption of the following Resolution:

**“RESOLVED,** by the Delaware River Joint Toll Bridge Commission at its Regular Meeting assembled this 29th day of June, 2015, via this Resolution authorizing payment of invoice #314763 in the total amount due of \$620.48 for professional services rendered to Wolff and Samson, New Jersey Labor Counsel;

**“RESOLVED:** identifying the Operating Fund as the source of funds required for any and all disbursements.”

Chairman DeGerolamo invited questions on the Resolution. No questions were presented and the Resolution was unanimously adopted

### **APPROVE PAYMENT OF INVOICE NW FINANCIAL**

**R: 2811-06-15- ACCT -05-06-15**

Chairman DeGerolamo addressed the Meeting and asked the Commission Members if, after their review, there were any questions.

At the conclusion of the review, Commissioner Stanley moved and Commissioner Siptroth seconded the adoption of the following Resolution:

**“RESOLVED,** by the Delaware River Joint Toll Bridge Commission at its Regular Meeting assembled this 29th day of June, 2015, via this Resolution authorizing payment of invoices to NW Financial in the amount of \$11,922.50.”

**“RESOLVED:** identifying the Operating Fund as the source of funds required for any and all disbursements.”

# **DELAWARE RIVER JOINT TOLL BRIDGE COMMISSION**

## **Meeting of June 29, 2015**

Chairman DeGerolamo invited questions on the Resolution. No questions were presented and the Resolution was adopted

### **INVITE ANY COMMENTS FROM PUBLIC**

Chairman DeGerolamo addressed the meeting and invited any further comments.

### **SCHEDULING OF THE JULY 27, 2015 MEETING**

Chairman DeGerolamo addressed the Meeting and stated that the Commission's next meeting will be held July 27, 2015.

The Meeting will be called to Order at 10:30 a.m. in the Boardroom at the New Hope Executive Offices, New Hope Pennsylvania 18938-9519.


Executive Director Resta assured the Commission Members that an "Official Notice of Meeting" would be forwarded to each and every Member of the Commission.

### **ADJOURNMENT**

Chairman DeGerolamo invited a motion for Adjournment.

Commissioner Stanley then moved that the Meeting be adjourned and Commissioner Grace seconded the motion. The voice vote was unanimously affirmative and the Meeting was adjourned at 11:04 pm., Monday, June 29, 2015.

**Prepared and submitted by:**

  
WENDY VADOLA READING  
Assistant Secretary Treasurer to the Commission

**Approved by:**

  
JOSEPH J. RESTA  
Executive Director

# **DELAWARE RIVER JOINT TOLL BRIDGE COMMISSION**

**Meeting of June 29, 2015**

## **FINANCE**

The following pages reflect a report on those items assigned to the Finance, Insurance and Management Committee.

Each item is reported separately and page numbered accordingly hereunder.

\*\*\*

**DELAWARE RIVER JOINT TOLL BRIDGE COMMISSION**

**Meeting of June 29, 2015**

| <b>SUBJECT</b>    | <b>DESCRIPTION</b>   | <b>PAGE<br/>NUMBER</b> |
|-------------------|--|------------------------|
| <b>Accounting</b> | <b>Status of Cash Balances at May 31, 2015</b>   | <b>1</b>               |
| <b>Accounting</b> | <b>Status of Bond Retirement at May 31, 2015</b>   | <b>2</b>               |
| <b>Accounting</b> | <b>Status of Investments at<br/>May 31, 2015</b>   | <b>3-6</b>             |
| <b>Accounting</b> | <b>Status of Toll Traffic and Revenue &amp;<br/>Toll Supported Traffic Month of May 2015<br/>Compared with Month of May 2014</b>                           | <b>7-20</b>            |
| <b>Accounting</b> | <b>Statistical Summary of Expenditures on Toll<br/>Bridges and Toll Supported Bridges<br/>Accounts for the Period May 1, 2015 through<br/>May 31, 2015</b> | <b>21-33</b>           |
| <b>Accounting</b> | <b>Statement of Revenue and Expenses: Five<br/>Months Period ending May 31, 2015</b>   | <b>34</b>              |
|                   |  |                        |
|                   |  |                        |

**DELAWARE RIVER JOINT TOLL BRIDGE COMMISSION**

**Meeting of June 29, 2015**

**There follows Cash Balances of the Commission at May 31, 2015 for the  
information and review of the Members:**

**COMMISSION CASH DEPOSITS**

Wells Fargo Bank, N. A.

|                            |                     |
|----------------------------|---------------------|
| Revenue Fund               | 4,777,261           |
| Payroll Fund               | 46,919              |
| Insurance Clearing Account | 750,000             |
| <b>TOTAL</b>               | <b>\$ 5,574,180</b> |

**CASH DEPOSIT GUARANTEES**

|                         |                  |                     |
|-------------------------|------------------|---------------------|
| <b>Wells Fargo Bank</b> | <b>PA ACT 72</b> | <b>FULL BALANCE</b> |
|-------------------------|------------------|---------------------|

**DELAWARE RIVER JOINT TOLL BRIDGE COMMISSION**  
Meeting of June 29, 2015

**STATUS OF BRIDGE SYSTEM REVENUE BONDS AT MAY 31, 2015**

| Maturity | SERIES 2005A |                  |                    | SERIES 2007A |                  |                    | SERIES 2007B |                  |                    | SERIES 2012A |                  |                    | SERIES 2012B |                  |                    | SERIES 2015 |                  |                    | Total          |
|----------|--------------|------------------|--------------------|--------------|------------------|--------------------|--------------|------------------|--------------------|--------------|------------------|--------------------|--------------|------------------|--------------------|-------------|------------------|--------------------|----------------|
|          | Yield        | Principal Amount | Maturities & Calls | Yield        | Principal Amount | Maturities & Calls | Yield        | Principal Amount | Maturities & Calls | Yield        | Principal Amount | Maturities & Calls | Yield        | Principal Amount | Maturities & Calls | Yield       | Principal Amount | Maturities & Calls |                |
| 7/1/2003 |              | N/A              |                    |              | N/A              |                    |              | N/A              |                    |              |                  |                    |              |                  |                    |             |                  |                    |                |
| 7/1/2004 | 2.35%        | \$ 330,000       | \$ 330,000         |              | N/A              |                    |              | N/A              |                    |              |                  |                    |              |                  |                    |             |                  |                    |                |
| 7/1/2005 | 2.30%        | 895,000          | 895,000            |              | N/A              |                    |              | N/A              |                    |              |                  |                    |              |                  |                    |             |                  |                    |                |
| 7/1/2006 | 2.76%        | 930,000          | 930,000            |              | N/A              |                    |              | N/A              |                    |              |                  |                    |              |                  |                    |             |                  |                    |                |
| 7/1/2008 | 2.90%        | 965,000          | 965,000            | 3.53%        | \$ 470,000       | \$ 470,000         | 4.23%        | \$ 3,350,000     | \$ 3,350,000       |              |                  |                    |              |                  |                    |             |                  |                    |                |
| 7/1/2009 | 3.08%        | 1,005,000        | 1,005,000          | 3.53%        | 1,615,000        | 1,615,000          | 4.23%        | 3,350,000        | 3,350,000          |              |                  |                    |              |                  |                    |             |                  |                    |                |
| 7/1/2010 | 3.23%        | 1,045,000        | 1,045,000          | 3.53%        | 1,410,000        | 1,410,000          | 4.23%        | 3,350,000        | 3,350,000          |              |                  |                    |              |                  |                    |             |                  |                    |                |
| 7/1/2011 | 3.39%        | 1,095,000        | 1,095,000          | 3.54%        | 1,545,000        | 1,545,000          | 4.23%        | 3,350,000        | 3,350,000          |              |                  |                    |              |                  |                    |             |                  |                    |                |
| 7/1/2012 | 3.53%        | 1,150,000        | 1,150,000          | 3.56%        | 1,670,000        | 1,670,000          | 4.23%        | 3,350,000        | 3,350,000          |              |                  |                    |              |                  |                    |             |                  |                    |                |
| 7/1/2013 | 3.66%        | 1,210,000        | 1,210,000          | 3.58%        | 1,660,000        | 1,660,000          | 4.23%        | 4,200,000        | 4,200,000          | 0.35%        | 4,435,000        | 4,435,000          | 0.60%        | 3,430,000        | 3,430,000          |             |                  |                    |                |
| 7/1/2014 | 3.76%        | 5,000,000        | 5,000,000          | 3.62%        | 1,450,000        | 1,450,000          | 4.23%        | 4,350,000        | 4,350,000          |              |                  |                    |              |                  |                    |             |                  |                    |                |
| 7/1/2015 | 3.85%        | 5,220,000        | 5,220,000          | 3.66%        | 1,920,000        | 1,920,000          | 4.23%        | 4,450,000        | 4,450,000          |              |                  |                    |              |                  |                    |             |                  |                    |                |
| 7/1/2016 | 3.96%        | 5,540,000        | 1,415,000          | 3.73%        | 1,760,000        |                    | 4.23%        | 4,800,000        |                    | 0.85%        | 1,030,000        |                    | 1.30%        | 3,385,000        |                    |             |                  |                    |                |
| 7/1/2017 | 4.02%        | 5,835,000        | 1,485,000          | 3.80%        | 2,000,000        |                    | 4.23%        | 4,950,000        |                    | 1.09%        | 1,065,000        |                    | 1.61%        | 3,490,000        |                    |             |                  |                    |                |
| 7/1/2018 | 4.04%        | 6,135,000        | 1,565,000          | 3.88%        | 2,010,000        | 2,010,000          | 4.23%        | 5,250,000        |                    | 1.33%        | 1,100,000        |                    | 2.18%        | 3,560,000        |                    |             |                  |                    |                |
| 7/1/2019 | 4.09%        | 6,480,000        | 1,645,000          | 3.96%        | 2,135,000        | 2,135,000          | 4.23%        | 5,450,000        |                    | 1.61%        | 1,145,000        |                    |              | N/A              |                    |             |                  |                    |                |
| 7/1/2020 | 4.13%        | 6,840,000        | 1,735,000          | 4.03%        | 2,275,000        | 2,275,000          | 4.23%        | 5,650,000        |                    | 1.90%        | 1,195,000        |                    |              | N/A              |                    |             |                  |                    |                |
| 7/1/2021 | 4.14%        | 1,825,000        | 1,825,000          | 4.08%        | 2,260,000        | 2,260,000          | 4.23%        | 5,950,000        |                    | 2.14%        | 6,825,000        |                    |              | N/A              |                    |             |                  |                    |                |
| 7/1/2022 | 4.19%        | 1,920,000        | 1,920,000          | 4.12%        | 2,400,000        | 2,400,000          | 4.23%        | 6,250,000        |                    | 2.33%        | 3,165,000        |                    |              | N/A              |                    |             |                  |                    |                |
| 7/1/2023 | 4.23%        | 2,020,000        | 2,020,000          | 4.17%        | 2,490,000        | 2,490,000          | 4.23%        | 6,550,000        |                    | 2.50%        | 7,445,000        |                    |              | N/A              |                    |             |                  |                    |                |
| 7/1/2024 | 4.35%        | 2,125,000        | 2,125,000          | 4.21%        | 2,640,000        | 2,640,000          | 4.23%        | 6,800,000        |                    | 2.60%        | 7,815,000        |                    |              | N/A              |                    |             |                  |                    |                |
| 7/1/2025 | 4.35%        | 2,235,000        | 2,235,000          | 4.25%        | 2,710,000        | 2,710,000          | 4.23%        | 7,150,000        |                    | 2.67%        | 8,205,000        |                    |              | N/A              |                    |             |                  |                    |                |
| 7/1/2026 | 4.67%        | 2,345,000        | 2,345,000          | 4.27%        | 2,835,000        | 2,835,000          | 4.23%        | 7,450,000        |                    | 2.73%        | 5,000,000        |                    |              | N/A              |                    |             |                  |                    |                |
| 7/1/2026 |              |                  |                    |              |                  |                    |              |                  |                    | 3.01%        | 3,620,000        |                    |              | N/A              |                    |             |                  |                    |                |
| 7/1/2027 | 4.67%        | 2,450,000        | 2,450,000          | 4.30%        | 2,925,000        | 2,925,000          | 4.23%        | 7,800,000        |                    | 3.06%        | 7,015,000        | 1,210,000          |              | N/A              |                    |             |                  |                    |                |
| 7/1/2027 |              |                  |                    |              |                  |                    |              |                  |                    |              |                  |                    |              | N/A              |                    |             |                  |                    |                |
| 7/1/2028 | 4.67%        | 2,560,000        | 2,560,000          | 4.35%        | 3,050,000        | 3,050,000          | 4.23%        | 8,200,000        |                    | 3.12%        | 2,000,000        |                    |              | N/A              |                    |             |                  |                    |                |
| 7/1/2028 |              |                  |                    |              |                  |                    |              |                  |                    | 3.17%        | 9,355,000        |                    |              | N/A              |                    |             |                  |                    |                |
| 7/1/2029 | 4.67%        | 2,675,000        | 2,675,000          | 4.35%        | 3,200,000        | 3,200,000          | 4.23%        | 8,550,000        |                    | 3.21%        | 1,345,000        |                    |              | N/A              |                    |             |                  |                    |                |
| 7/1/2030 | 4.67%        | 2,795,000        | 2,795,000          | 4.35%        | 3,375,000        | 3,375,000          | 4.23%        | 8,900,000        |                    | 3.27%        | 1,385,000        |                    |              | N/A              |                    |             |                  |                    |                |
| 7/1/2031 |              | N/A              |                    | 4.35%        | 3,475,000        | 3,475,000          | 4.23%        | 9,350,000        |                    |              | N/A              |                    |              | N/A              |                    |             |                  |                    |                |
| 7/1/2032 |              | N/A              |                    | 4.39%        | 3,595,000        | 3,595,000          | 4.23%        | 9,800,000        |                    |              | N/A              |                    |              | N/A              |                    |             |                  |                    |                |
| 7/1/2033 |              | N/A              |                    | 4.39%        | 14,000,000       | 14,000,000         |              |                  |                    |              | N/A              |                    |              | N/A              |                    |             |                  |                    |                |
| 7/1/2034 |              | N/A              |                    | 4.39%        | 14,700,000       | 14,700,000         |              |                  |                    |              | N/A              |                    |              | N/A              |                    |             |                  |                    |                |
| 7/1/2035 |              | N/A              |                    | 4.39%        | 15,435,000       | 15,435,000         |              |                  |                    |              | N/A              |                    |              | N/A              |                    |             |                  |                    |                |
| 7/1/2036 |              | N/A              |                    | 4.60%        | 16,205,000       | 16,205,000         |              |                  |                    |              | N/A              |                    |              | N/A              |                    |             |                  |                    |                |
| 7/1/2037 |              | N/A              |                    | 4.60%        | 16,935,000       | 16,935,000         |              |                  |                    |              | N/A              |                    |              | N/A              |                    |             |                  |                    |                |
|          |              | \$ 72,645,000    | \$ 44,420,000      |              | \$ 134,170,000   | \$ 128,490,000     |              | \$ 150,000,000   | \$ 26,700,000      |              | \$ 77,145,000    | \$ 5,645,000       |              | \$ 20,665,000    | \$ 6,790,000       |             | \$ 86,505,000    | \$ -               | \$ 329,085,000 |

**Footnote:**  
2012 Series Bonds Refunded remaining balance of 2003A Series and \$30,795,000 of the 2005A Series Bonds.  
2015 Series Bonds Refunded \$86,505,000 of the 2007A Series Bonds.



Delaware River  
Joint Toll Bridge  
Commission

DRJTBC

Delaware River Joint TBC  
Purchases Report  
Sorted by Fund - Fund  
May 1, 2015 - May 31, 2015

| CUSIP                       | Investment # | Fund  | Sec.<br>Type    | Issuer | Original<br>Par Value | Purchase<br>Date | Payment Periods     | Principal<br>Purchased | Accrued Interest<br>at Purchase | Rate at<br>Purchase | Maturity<br>Date | YTM   | Ending<br>Book Value |
|-----------------------------|--------------|-------|-----------------|--------|-----------------------|------------------|---------------------|------------------------|---------------------------------|---------------------|------------------|-------|----------------------|
| <b>General Reserve Fund</b> |              |       |                 |        |                       |                  |                     |                        |                                 |                     |                  |       |                      |
| 89233GAF3                   | 10350        | 01GRF | ACP             | TOYOTA | 6,000,000.00          | 05/28/2015       | 01/15 - At Maturity | 5,986,466.67           |                                 | 0.350               | 01/15/2016       | 0.358 | 5,986,700.00         |
| 3134G6W41                   | 10351        | 01GRF | FAC             | FHLMC  | 10,000,000.00         | 05/29/2015       | 11/25 - 05/25       | 10,000,000.00          |                                 | 0.800               | 05/25/2017       | 0.800 | 10,000,000.00        |
|                             |              |       | Subtotal        |        | 16,000,000.00         |                  |                     | 15,986,466.67          | 0.00                            |                     |                  |       | 15,986,700.00        |
|                             |              |       | Total Purchases |        | 16,000,000.00         |                  |                     | 15,986,466.67          | 0.00                            |                     |                  |       | 15,986,700.00        |



Delaware River  
Joint Toll Bridge  
Commission

Delaware River Joint TBC  
Investment Classification  
Sorted by Fund - Maturity Date  
May 31, 2015

DRJTBC

| CUSIP                       | Investment # | Fund  | Issuer                      | Investment Class | Par Value         | YTM          | Maturity Date | Market Price | Market Date | Market Value      | Book Value        | Reported Value    |
|-----------------------------|--------------|-------|-----------------------------|------------------|-------------------|--------------|---------------|--------------|-------------|-------------------|-------------------|-------------------|
| <b>Debt Service Fund</b>    |              |       |                             |                  |                   |              |               |              |             |                   |                   |                   |
| 38145C752                   | 10113        | 01DSF | Goldman Sachs Illa Fed Port | Amort            | 933,019.96        | 0.006        |               | 100.000      | 05/31/2015  | 933,019.96        | 933,019.96        | 933,019.96        |
| <b>Subtotal</b>             |              |       |                             |                  | <b>933,019.96</b> | <b>0.006</b> |               |              |             | <b>933,019.96</b> | <b>933,019.96</b> | <b>933,019.96</b> |
| <b>General Reserve Fund</b> |              |       |                             |                  |                   |              |               |              |             |                   |                   |                   |
| 38145C752                   | 10115        | 01GRF | Goldman Sachs Illa Fed Port | Amort            | 22,268,117.79     | 0.006        |               | 100.000      | 05/31/2015  | 22,268,117.79     | 22,268,117.79     | 22,268,117.79     |
| PAINVEST                    | 10050        | 01GRF | PA Invest                   | Amort            | 5,079,061.05      | 0.050        |               | 100.000      | 05/31/2015  | 5,079,061.05      | 5,079,061.05      | 5,079,061.05      |
| 69349KT83                   | 10325        | 01GRF | JP Morgan chase & Co CP     | Fair             | 5,000,000.00      | 0.283        | 06/08/2015    | 99.798       | 05/31/2015  | 4,989,927.78      | 4,989,927.78      | 4,989,927.78      |
| 36959JTK9                   | 10334        | 01GRF | General Elec Cap Corp       | Fair             | 5,000,000.00      | 0.223        | 06/19/2015    | 99.853       | 05/31/2015  | 4,992,666.67      | 4,999,450.00      | 4,992,666.67      |
| 8923A1TN1                   | 10333        | 01GRF | TOYOTA Motor Credit CP      | Fair             | 5,000,000.00      | 0.263        | 06/22/2015    | 99.824       | 05/31/2015  | 4,991,225.00      | 4,999,241.67      | 4,991,225.00      |
| 191221BTR0                  | 10332        | 01GRF | Coca Cola                   | Fair             | 5,000,000.00      | 0.243        | 06/25/2015    | 99.831       | 05/31/2015  | 4,991,566.67      | 4,999,200.00      | 4,991,566.67      |
| 912828NL0                   | 10221        | 01GRF | U.S. Treasury               | Fair             | 6,000,000.00      | 0.508        | 06/30/2015    | 100.145      | 05/31/2015  | 6,008,700.00      | 6,006,455.59      | 6,008,700.00      |
| 912828NP1                   | 10308        | 01GRF | Federal Home Loan Bank      | Fair             | 3,880,000.00      | 0.261        | 07/31/2015    | 100.285      | 05/31/2015  | 3,891,058.00      | 3,889,487.76      | 3,891,058.00      |
| 31338V81                    | 10297        | 01GRF | Federal Home Loan Bank      | Fair             | 7,500,000.00      | 0.401        | 08/28/2015    | 100.067      | 05/31/2015  | 7,505,025.00      | 7,499,515.34      | 7,505,025.00      |
| 313383V81                   | 10306        | 01GRF | Federal Home Loan Bank      | Fair             | 9,980,000.00      | 0.301        | 08/28/2015    | 100.067      | 05/31/2015  | 9,986,686.60      | 9,981,759.79      | 9,986,686.60      |
| 912828NZ9                   | 10312        | 01GRF | Federal Home Loan Bank      | Fair             | 4,000,000.00      | 0.234        | 09/30/2015    | 100.395      | 05/31/2015  | 4,015,800.00      | 4,013,427.55      | 4,015,800.00      |
| 67983UX57                   | 10346        | 01GRF | Old Line Funding LLC        | Fair             | 4,000,000.00      | 0.280        | 10/05/2015    | 99.865       | 05/31/2015  | 3,996,080.00      | 3,994,617.78      | 3,994,617.78      |
| 912828PE4                   | 10299        | 01GRF | U.S. Treasury               | Fair             | 5,000,000.00      | 0.419        | 10/31/2015    | 100.485      | 05/31/2015  | 5,017,197.25      | 5,017,197.25      | 5,017,197.25      |
| 912828PJ3                   | 10317        | 01GRF | Federal Home Loan Bank      | Fair             | 10,000,000.00     | 0.273        | 11/30/2015    | 100.617      | 05/31/2015  | 10,061,700.00     | 10,054,754.09     | 10,061,700.00     |
| 3130A0GK0                   | 10305        | 01GRF | Federal Home Loan Bank      | Fair             | 10,000,000.00     | 0.407        | 12/30/2015    | 100.073      | 05/31/2015  | 10,007,300.00     | 9,998,113.19      | 10,007,300.00     |
| 89233GAF3                   | 10350        | 01GRF | TOYOTA Motor Credit CP      | Fair             | 6,000,000.00      | 0.357        | 01/15/2016    | 99.774       | 05/31/2015  | 5,986,466.67      | 5,986,700.00      | 5,986,466.67      |
| 3130A0SD3                   | 10313        | 01GRF | Federal Home Loan Bank      | Fair             | 4,000,000.00      | 0.356        | 02/19/2016    | 100.093      | 05/31/2015  | 4,003,720.00      | 4,000,523.79      | 4,003,720.00      |
| 3130A44U3                   | 10344        | 01GRF | Federal Home Loan Bank      | Fair             | 10,000,000.00     | 0.355        | 03/07/2016    | 100.005      | 05/31/2015  | 10,000,500.00     | 10,000,000.00     | 10,000,500.00     |
| 912828QA1                   | 10320        | 01GRF | Federal Home Loan Bank      | Fair             | 5,015,000.00      | 0.381        | 03/31/2016    | 101.656      | 05/31/2015  | 5,098,048.40      | 5,092,587.38      | 5,098,048.40      |
| 912828QF0                   | 10311        | 01GRF | Federal Home Loan Bank      | Fair             | 4,000,000.00      | 0.390        | 04/30/2016    | 101.563      | 05/31/2015  | 4,062,520.00      | 4,058,565.97      | 4,062,520.00      |
| 912828QP8                   | 10309        | 01GRF | Federal Home Loan Bank      | Fair             | 4,850,000.00      | 0.533        | 05/31/2016    | 101.438      | 05/31/2015  | 4,919,743.00      | 4,908,487.74      | 4,919,743.00      |
| 3130A2061                   | 10343        | 01GRF | Federal Home Loan Bank      | Fair             | 10,000,000.00     | 0.386        | 06/10/2016    | 100.031      | 05/31/2015  | 10,003,100.00     | 9,998,858.76      | 10,003,100.00     |
| 912828QX1                   | 10321        | 01GRF | Federal Home Loan Bank      | Fair             | 3,900,000.00      | 0.512        | 07/31/2016    | 101.321      | 05/31/2015  | 3,944,641.12      | 3,951,519.00      | 3,951,519.00      |
| 3135G0VE7                   | 10340        | 01GRF | Federal National Mtg Assn   | Fair             | 8,000,000.00      | 0.556        | 08/26/2016    | 100.225      | 05/31/2015  | 8,018,000.00      | 8,006,760.46      | 8,018,000.00      |
| 3130A3ME1                   | 10341        | 01GRF | Federal Home Loan Bank      | Fair             | 3,250,000.00      | 0.643        | 09/30/2016    | 100.040      | 05/31/2015  | 3,251,300.00      | 3,245,972.22      | 3,251,300.00      |
| 3130A3M35                   | 10337        | 01GRF | Federal Home Loan Bank      | Fair             | 3,250,000.00      | 0.637        | 10/14/2016    | 100.063      | 05/31/2015  | 3,252,047.50      | 3,244,795.70      | 3,252,047.50      |
| 313371PV2                   | 10339        | 01GRF | Federal Home Loan Bank      | Fair             | 8,000,000.00      | 0.693        | 12/09/2016    | 101.644      | 05/31/2015  | 8,112,520.00      | 8,112,461.01      | 8,112,520.00      |
| 3130A3U06                   | 10342        | 01GRF | Federal Home Loan Bank      | Fair             | 10,000,000.00     | 0.832        | 01/27/2017    | 100.319      | 05/31/2015  | 10,031,900.00     | 10,007,036.11     | 10,031,900.00     |

Portfolio DRJ  
AP  
IC (PRF\_IC) 7.1.1  
Report Ver. 7.3.2

Delaware River Joint TBC  
Investment Classification  
May 31, 2015

| CUSIP                                | Investment # | Fund      | Issuer                     | Investment Class | Par Value             | YTM          | Maturity Date | Market Price | Market Date | Market Value          | Book Value            | Reported Value        |
|--------------------------------------|--------------|-----------|----------------------------|------------------|-----------------------|--------------|---------------|--------------|-------------|-----------------------|-----------------------|-----------------------|
| <b>General Reserve Fund</b>          |              |           |                            |                  |                       |              |               |              |             |                       |                       |                       |
| 3134G6W41                            | 10351        | 01GRF     | Federal Home Loan Mtg Corp | Fair             | 10,000,000.00         | 0.800        | 05/25/2017    | 99.932       | 05/31/2015  | 9,993,200.00          | 10,000,000.00         | 9,993,200.00          |
|                                      |              |           |                            | <b>Subtotal</b>  | <b>197,972,178.84</b> | <b>0.384</b> |               |              |             | <b>198,511,286.91</b> | <b>198,408,979.11</b> | <b>198,511,286.91</b> |
| <b>Operating Fund</b>                |              |           |                            |                  |                       |              |               |              |             |                       |                       |                       |
| 38145C752                            | 10108        | 01OF      | Goldman Sachs Ila Fed Port | Amort            | 13,627.19             | 0.006        |               | 100.000      | 05/31/2015  | 13,627.19             | 13,627.19             | 13,627.19             |
| 3135G0GY3                            | 10348        | 01OF      | Federal National Mtg Assn  | Fair             | 4,500,000.00          | 0.557        | 01/30/2017    | 100.998      | 05/31/2015  | 4,544,910.00          | 4,551,586.29          | 4,544,910.00          |
|                                      |              |           |                            | <b>Subtotal</b>  | <b>4,513,627.19</b>   | <b>0.555</b> |               |              |             | <b>4,568,537.19</b>   | <b>4,565,213.48</b>   | <b>4,568,537.19</b>   |
| <b>Reserve Maintenance Fund</b>      |              |           |                            |                  |                       |              |               |              |             |                       |                       |                       |
| 38145C752                            | 10106        | 01RMF     | Goldman Sachs Ila Fed Port | Amort            | 1,624.55              | 0.006        |               | 100.000      | 05/31/2015  | 1,624.55              | 1,624.55              | 1,624.55              |
| 3135G0GY3                            | 10347        | 01RMF     | Federal National Mtg Assn  | Fair             | 2,100,000.00          | 0.557        | 01/30/2017    | 100.998      | 05/31/2015  | 2,120,958.00          | 2,124,073.60          | 2,120,958.00          |
|                                      |              |           |                            | <b>Subtotal</b>  | <b>2,101,624.55</b>   | <b>0.556</b> |               |              |             | <b>2,122,582.55</b>   | <b>2,125,698.15</b>   | <b>2,122,582.55</b>   |
| <b>Construction Fund 2005A</b>       |              |           |                            |                  |                       |              |               |              |             |                       |                       |                       |
| 38145C752                            | 10112        | 05CF05    | Goldman Sachs Ila Fed Port | Amort            | 0.00                  | 0.006        |               | 100.000      | 05/31/2015  | 0.00                  | 0.00                  | 0.00                  |
|                                      |              |           |                            | <b>Subtotal</b>  | <b>0.00</b>           |              |               |              |             | <b>0.00</b>           | <b>0.00</b>           | <b>0.00</b>           |
| <b>Debt Service Reserve 2005A</b>    |              |           |                            |                  |                       |              |               |              |             |                       |                       |                       |
| 38145C752                            | 10110        | 05DSRF05  | Goldman Sachs Ila Fed Port | Amort            | 48,060.01             | 0.006        |               | 100.000      | 05/31/2015  | 48,060.01             | 48,060.01             | 48,060.01             |
| 3135G0SB0                            | 10292        | 05DSRF05  | Federal National Mtg Assn  | Fair             | 1,490,000.00          | 0.478        | 12/21/2015    | 100.100      | 05/31/2015  | 1,491,490.00          | 1,489,146.23          | 1,491,490.00          |
| 3130A0SD3                            | 10314        | 05DSRF05  | Federal Home Loan Bank     | Fair             | 1,445,000.00          | 0.356        | 02/19/2016    | 100.093      | 05/31/2015  | 1,446,343.85          | 1,445,189.22          | 1,446,343.85          |
|                                      |              |           |                            | <b>Subtotal</b>  | <b>2,983,060.01</b>   | <b>0.412</b> |               |              |             | <b>2,985,893.86</b>   | <b>2,982,395.46</b>   | <b>2,985,893.86</b>   |
| <b>Construction Fund 2007</b>        |              |           |                            |                  |                       |              |               |              |             |                       |                       |                       |
| 38145C752                            | 10114        | 06CF07    | Goldman Sachs Ila Fed Port | Amort            | 1,242,505.38          | 0.006        |               | 100.000      | 05/31/2015  | 1,242,505.38          | 1,242,505.38          | 1,242,505.38          |
|                                      |              |           |                            | <b>Subtotal</b>  | <b>1,242,505.38</b>   | <b>0.006</b> |               |              |             | <b>1,242,505.38</b>   | <b>1,242,505.38</b>   | <b>1,242,505.38</b>   |
| <b>Clearing Fund 2012A</b>           |              |           |                            |                  |                       |              |               |              |             |                       |                       |                       |
| 38145C752                            | 10294        | 06CLEAR12 | Goldman Sachs Ila Fed Port | Amort            | 0.68                  | 0.006        |               | 100.000      | 05/31/2015  | 0.68                  | 0.68                  | 0.68                  |
|                                      |              |           |                            | <b>Subtotal</b>  | <b>0.68</b>           | <b>0.006</b> |               |              |             | <b>0.68</b>           | <b>0.68</b>           | <b>0.68</b>           |
| <b>Debt Service Reserve Fund 12A</b> |              |           |                            |                  |                       |              |               |              |             |                       |                       |                       |
| 38145C752                            | 10260        | 06DSRF12A | Goldman Sachs Ila Fed Port | Amort            | 21,520.69             | 0.006        |               | 100.000      | 05/31/2015  | 21,520.69             | 21,520.69             | 21,520.69             |
| 3135G0NV1                            | 10264        | 06DSRF12A | Federal National Mtg Assn  | Fair             | 2,845,000.00          | 0.368        | 09/28/2015    | 100.129      | 05/31/2015  | 2,848,670.05          | 2,846,210.42          | 2,848,670.05          |
|                                      |              |           |                            | <b>Subtotal</b>  | <b>2,866,520.69</b>   | <b>0.365</b> |               |              |             | <b>2,870,190.74</b>   | <b>2,867,731.11</b>   | <b>2,870,190.74</b>   |

Delaware River Joint TBC  
Investment Classification  
May 31, 2015

Page 3

| CUSIP                                 | Investment # | Fund     | Issuer                     | Investment Class | Par Value             | YTM          | Maturity Date | Market Price | Market Date | Market Value          | Book Value            | Reported Value        |
|---------------------------------------|--------------|----------|----------------------------|------------------|-----------------------|--------------|---------------|--------------|-------------|-----------------------|-----------------------|-----------------------|
| <b>Debt Service Reserve Fund 2015</b> |              |          |                            |                  |                       |              |               |              |             |                       |                       |                       |
| 38145C752                             | 10349        | 06DSRF15 | Goldman Sachs IIa Fed Port | Amort            | 7,676,768.86          | 0.006        | 100.000       | 05/31/2015   |             | 7,676,768.86          | 7,676,768.86          | 7,676,768.86          |
|                                       |              |          |                            | <b>Subtotal</b>  | <b>7,676,768.86</b>   | <b>0.006</b> |               |              |             | <b>7,676,768.86</b>   | <b>7,676,768.86</b>   | <b>7,676,768.86</b>   |
| <b>Debt Service Reserve Fund 07A</b>  |              |          |                            |                  |                       |              |               |              |             |                       |                       |                       |
| 38145C752                             | 10111        | 06DSRF7A | Goldman Sachs IIa Fed Port | Amort            | 0.00                  | 0.004        | 100.000       | 05/31/2015   |             | 0.00                  | 0.00                  | 0.00                  |
| 3135G0SB0                             | 10293        | 06DSRF7A | Federal National Mtg Assn  | Fair             | 2,100,000.00          | 0.478        | 12/21/2015    | 100.100      | 05/31/2015  | 2,102,100.00          | 2,098,796.71          | 2,102,100.00          |
|                                       |              |          |                            | <b>Subtotal</b>  | <b>2,100,000.00</b>   | <b>0.478</b> |               |              |             | <b>2,102,100.00</b>   | <b>2,098,796.71</b>   | <b>2,102,100.00</b>   |
|                                       |              |          |                            | <b>Total</b>     | <b>222,389,306.16</b> | <b>0.373</b> |               |              |             | <b>223,002,886.13</b> | <b>222,901,108.90</b> | <b>223,002,886.13</b> |

0

**DELAWARE RIVER JOINT TOLL BRIDGE COMMISSION**  
**Meeting of June 29, 2015**  
**TOLL TRAFFIC AND REVENUE STATISTICS (May, 2015)**

**Summary:** The Commission experienced an increase in total toll revenue for May 2015 in comparison to the May 2014 traffic and revenue statistics. In addition, total toll traffic also reflected an increase for the month of May. May is the ninth consecutive month that both total toll revenue and total toll traffic have reflected increases over the prior year.

**Analysis of May 2015 / May 2014 toll revenue data comparison:**

- An overall toll revenue increase of 2.61 percent was recorded at the Commission's seven toll bridges for the month.
- Commercial-vehicle toll revenue reflected a 2.32 percent increase.
- Passenger-vehicle toll revenue generated a 3.39 percent increase.

**Analysis of May 2015 / May 2014 traffic data comparison:**

- Total toll traffic increased by 115,791 vehicles, or 3.40 percent for the month.
- Commercial-vehicle traffic increased by 10,068 vehicles, or 2.22 percent.
- Passenger-vehicle toll traffic increased by 105,723 vehicles, or 3.58 percent.
- Total recorded westbound traffic at the 11 vehicular toll supported bridges for May 2015 increased by 87,834 vehicles, or 3.22 percent as compared to May 2014. Average daily westbound traffic at the 11 toll supported bridges for May 2015 was 90,949 vehicles as compared for 88,115 vehicles in May 2014.

**Traffic analysis for 2015 YTD:**

- Average daily toll traffic for the Commission's seven toll bridges for May 2015 was 113654 vehicles as compared to 109919 total vehicles in May 2014. Total YTD toll traffic at these bridges is reflecting a 3.39% increase through the first five months of 2015 as compared to the same period in 2014.
- Recorded westbound traffic on the 11 toll supported bridges is reflecting a 2.80% increase for the first five months of 2015 as compared to 2014.

## **DISTRICT REVIEW:**

### **District 1**

Total toll traffic at Trenton-Morrisville (TM) reflected a 6.94 percent increase for May 2015 when compared to May 2014 as the result of the increase of 51,307 cars and the decrease of 1,001 trucks. At New Hope-Lambertville (NHL), an increase of 273 cars and the decrease of 276 trucks combined to generate a 0.00 percent change in total toll traffic for May 2015 as compared to May 2014.

### **District II**

The I-78 Toll Bridge recorded an increase of 1.96 percent in total toll traffic for the month of May 2015 compared to May 2014 as the result of increases of 13,281 cars and 6,474 trucks. At the Easton-Phillipsburg (EP) Toll Bridge, combined increases of 2,938 passenger vehicles and 1,456 trucks generated a 0.97 percent increase in total toll traffic for May 2015.

### **District III**

Portland-Columbia (PC) experienced a 5.0 percent increase in total toll traffic during May 2015 as a result of increases of 3,637 automobiles and 1,828 trucks compared to May 2014. At the Delaware Water Gap (DWG) Toll Bridge, combined increases of 29,357 passenger vehicles and 1,269 trucks generated an increase of 3.73 percent in total toll traffic for May 2015 as compared to May 2014. At Milford-Montague (MM), increases of 4,930 passenger vehicles and 318 trucks produced a 4.57 percent increase in total toll traffic for the month of May 2015.

**E-ZPass Penetration Rates**

The table below provides a comparison of the *E-ZPass* penetration rates for the Commission's seven (7) toll bridges for the months of May, 2015 and May, 2014, and the year-to-date periods ending May 31, 2015 and May 31, 2014.

|                                    |              | <b><i>E-ZPass</i> PENETRATION RATES</b> |                      |   |                     |                     |   |
|------------------------------------|--------------|---|----------------------|---|---------------------|---------------------|---|
|                                    |              | <b>MAY,<br/>2015</b>                    | <b>MAY,<br/>2014</b> | <b>Change in<br/>Monthly<br/>Percentage</b> | <b>YTD<br/>2015</b> | <b>YTD<br/>2014</b> | <b>Change in<br/>YTD<br/>Percentage</b> |
| <b>All Toll<br/>Bridges</b>        | Cars         | 62.20                                   | 60.90                | 1.30  | 60.24               | 62.40               | -2.16                                   |
|                                    | Trucks       | 83.33                                   | 82.01                | 1.32  | 84.16               | 82.58               | 1.58                                    |
|                                    | <b>Total</b> | 64.98                                   | 63.66                | 1.32  | 63.62               | 65.22               | -1.60                                   |
| <b>Trenton -<br/>Morrisville</b>   | Cars         | 59.24                                   | 59.39                | -0.15                                       | 60.70               | 60.15               | 0.55                                    |
|                                    | Trucks       | 88.68                                   | 88.26                | 0.42  | 89.42               | 88.73               | 0.69                                    |
|                                    | <b>Total</b> | 61.12                                   | 61.37                | -0.25                                       | 62.70               | 62.18               | 0.52                                    |
| <b>New Hope -<br/>Lambertville</b> | Cars         | 75.92                                   | 74.29                | 1.63  | 77.06               | 75.30               | 1.76                                    |
|                                    | Trucks       | 80.00                                   | 80.11                | -0.11                                       | 82.67               | 81.26               | 1.41                                    |
|                                    | <b>Total</b> | 76.17                                   | 74.64                | 1.53  | 77.40               | 75.66               | 1.74                                    |
| <b>I-78</b>                        | Cars         | 63.37                                   | 61.73                | 1.64  | 64.31               | 63.49               | 0.82                                    |
|                                    | Trucks       | 83.31                                   | 82.03                | 1.28  | 83.97               | 82.52               | 1.45                                    |
|                                    | <b>Total</b> | 68.13                                   | 66.47                | 1.66  | 69.36               | 68.30               | 1.06                                    |
| <b>Easton -<br/>Phillipsburg</b>   | Cars         | 64.69                                   | 61.58                | 3.11  | 65.89               | 64.97               | 0.92                                    |
|                                    | Trucks       | 80.82                                   | 80.31                | 0.51  | 82.51               | 80.74               | 1.77                                    |
|                                    | <b>Total</b> | 65.65                                   | 62.61                | 3.04  | 66.88               | 65.93               | 0.95                                    |
| <b>Portland -<br/>Columbia</b>     | Cars         | 57.25                                   | 56.76                | 0.49  | 57.88               | 58.34               | -0.46                                   |
|                                    | Trucks       | 85.41                                   | 77.66                | 7.75  | 86.68               | 80.11               | 6.57                                    |
|                                    | <b>Total</b> | 59.55                                   | 58.17                | 1.38  | 59.94               | 59.68               | 0.26                                    |
| <b>Delaware<br/>Water Gap</b>      | Cars         | 60.75                                   | 59.13                | 1.62  | 61.26               | 60.27               | 0.99                                    |
|                                    | Trucks       | 81.99                                   | 80.27                | 1.72  | 82.75               | 80.82               | 1.93                                    |
|                                    | <b>Total</b> | 63.69                                   | 62.09                | 1.60  | 64.56               | 63.38               | 1.18                                    |
| <b>Milford -<br/>Montague</b>      | Cars         | 57.57                                   | 56.58                | 0.99  | 56.81               | 56.41               | 0.40                                    |
|                                    | Trucks       | 77.82                                   | 75.02                | 2.80  | 81.25               | 79.07               | 2.18                                    |
|                                    | <b>Total</b> | 58.17                                   | 57.09                | 1.08  | 57.57               | 57.07               | 0.50                                    |

DELAWARE RIVER JOINT TOLL BRIDGE COMMISSION

ALL TOLL BRIDGES

COMPARATIVE STATEMENT OF TOLL TRAFFIC AND REVENUE

MAY, 2015

| JANUARY 1, 2014    |                  |                    | JANUARY 1, 2015  |                     |                    | MONTH OF        |                    |                 | MONTH OF |       |  |
|--------------------|------------------|--------------------|------------------|---------------------|--------------------|-----------------|--------------------|-----------------|----------|-------|--|
| MAY 31, 2014       |                  |                    | MAY 31, 2015     |                     |                    | MAY 2015        |                    |                 | MAY 2014 |       |  |
| 151 DAYS           |                  |                    | 151 DAYS         |                     |                    | 31 DAYS         |                    |                 | 31 DAYS  |       |  |
| NUMBER OF VEHICLES | TOTAL REVENUE    | NUMBER OF VEHICLES | TOTAL REVENUE    | VEHICLE CLASS       | NUMBER OF VEHICLES | TOTAL REVENUE   | NUMBER OF VEHICLES | TOTAL REVENUE   |          |       |  |
| 12,574,887         | \$ 12,632,526.00 | 12,985,065         | \$ 13,047,082.00 | Passenger           | 3,060,247          | \$ 3,082,181.00 | 2,954,524          | \$ 2,974,652.00 |          |       |  |
| -                  | (448,411.87)     | -                  | (602,579.20)     | Discounts *         | -                  | (128,915.50)    | -                  | (118,111.84)    |          |       |  |
| 12,574,887         | \$ 12,184,114.13 | 12,985,065         | \$ 12,444,502.80 | TOTAL PASSENGER     | 3,060,247          | \$ 2,953,265.50 | 2,954,524          | \$ 2,856,540.16 |          |       |  |
| 336,356            | 2,168,804.95     | 351,059            | 2,262,732.55     | 2-Axle Trucks       | 75,316             | 485,669.60      | 74,856             | 482,753.70      |          |       |  |
| 145,951            | 1,727,539.20     | 148,545            | 1,758,114.00     | 3-Axle Trucks       | 34,367             | 406,842.00      | 33,744             | 399,560.40      |          |       |  |
| 143,227            | 2,236,875.20     | 165,158            | 2,586,889.60     | 4-Axle Trucks       | 37,594             | 589,755.20      | 34,571             | 540,750.40      |          |       |  |
| 1,382,179          | 27,100,168.00    | 1,426,001          | 27,953,010.00    | 5-Axle Trucks       | 306,092            | 5,998,902.00    | 300,236            | 5,885,634.00    |          |       |  |
| 39,523             | 919,352.20       | 41,092             | 953,287.20       | 6-Axle Trucks       | 8,716              | 202,032.00      | 8,679              | 201,643.20      |          |       |  |
| 4,059              | 113,778.40       | 4,491              | 124,277.60       | 7-Axle Trucks       | 933                | 25,916.80       | 862                | 24,054.00       |          |       |  |
| 5                  | 273.40           | 7                  | 236.90           | Permits             | 1                  | 44.80           | 3                  | 160.80          |          |       |  |
| 2,051,300          | \$ 34,266,791.35 | 2,136,353          | \$ 35,638,547.85 | TOTAL TRUCKS        | 463,019            | \$ 7,709,162.40 | 452,951            | \$ 7,534,556.50 |          |       |  |
| 14,626,187         | \$ 46,450,905.48 | 15,121,418         | \$ 48,083,050.65 | TOTAL TOLL VEHICLES | 3,523,268          | 10,662,427.90   | 3,407,475          | 10,391,086.68   |          |       |  |
| 96,862             | \$ 307,621.89    | 100,142            | \$ 318,430.80    | DAILY AVERAGE       | 113,654            | \$ 343,949.29   | 109,919            | \$ 335,196.67   |          |       |  |
| Rate Change        |                  |                    |                  |                     |                    |                 | Rate Change        |                 |          |       |  |
| Traffic (toll)     |                  |                    |                  |                     |                    |                 | Traffic (toll)     |                 |          |       |  |
| Autos              |                  |                    | 3.39%            |                     |                    |                 | Autos              |                 |          | 3.40% |  |
| Trucks             |                  |                    | 3.26%            |                     |                    |                 | Trucks             |                 |          | 3.58% |  |
| Revenue            |                  |                    | 4.15%            |                     |                    |                 | Revenue            |                 |          | 2.22% |  |
| Autos              |                  |                    | 3.51%            |                     |                    |                 | Autos              |                 |          | 2.61% |  |
| Trucks             |                  |                    | 2.14%            |                     |                    |                 | Trucks             |                 |          | 3.39% |  |
|                    |                  |                    | 4.00%            |                     |                    |                 |                    |                 |          | 2.32% |  |

| Rate Change    |       |
|----------------|-------|
| Traffic (toll) | 3.39% |
| Autos          | 3.26% |
| Trucks         | 4.15% |
| Revenue        | 3.51% |
| Autos          | 2.14% |
| Trucks         | 4.00% |

| Rate Change    |       |
|----------------|-------|
| Traffic (toll) | 3.40% |
| Autos          | 3.58% |
| Trucks         | 2.22% |
| Revenue        | 2.61% |
| Autos          | 3.39% |
| Trucks         | 2.32% |

\* Discounts represents rebates for commuter discounts earned when a customer crosses the Commission's bridges 20 times in a 35 day period, as well as discounts for employee's and Commission vehicle's non-revenue crossings.

NOTE: Several snow and ice events during 2014 resulted in decreases in both automobile and truck traffic in all three Districts.

DELAWARE RIVER JOINT TOLL BRIDGE COMMISSION

TRENTON - MORRISVILLE TOLL BRIDGE

COMPARATIVE STATEMENT OF TOLL TRAFFIC AND REVENUE

MAY, 2015

| JANUARY 1, 2014<br>MAY 31, 2014<br>151 DAYS |                                |                       | JANUARY 1, 2015<br>MAY 31, 2015<br>151 DAYS |                     |                       | MONTH OF<br>MAY 2015<br>31 DAYS |                       |                              | MONTH OF<br>MAY 2014<br>31 DAYS |                  |  |
|---|--------------------------------|-----------------------|---|---------------------|-----------------------|---------------------------------|-----------------------|------------------------------|---------------------------------|------------------|--|
| NUMBER OF<br>VEHICLES                       | TOTAL<br>REVENUE               | NUMBER OF<br>VEHICLES | TOTAL<br>REVENUE                            | VEHICLE CLASS       | NUMBER OF<br>VEHICLES | TOTAL<br>REVENUE                | NUMBER OF<br>VEHICLES | TOTAL<br>REVENUE             | NUMBER OF<br>VEHICLES           | TOTAL<br>REVENUE |  |
| 2,964,283                                   | \$ 2,970,661.00<br>(87,233.34) | 3,128,244             | \$ 3,135,444.00<br>(124,737.21)             | Passenger           | 725,148               | \$ 727,522.00<br>(27,724.56)    | 673,841               | \$ 675,926.00<br>(23,377.49) |                                 |                  |  |
| 2,964,283                                   | \$ 2,883,427.66                | 3,128,244             | \$ 3,010,706.79                             | Discounts *         | 725,148               | \$ 699,797.44                   | 673,841               | \$ 652,548.51                |                                 |                  |  |
|   |                                |                       |   | TOTAL PASSENGER     |                       |                                 |                       |                              |                                 |                  |  |
| 88,683                                      | 572,299.65                     | 91,568                | 591,001.45                                  | 2-Axle Trucks       | 19,474                | 125,721.70                      | 19,812                | 127,845.25                   |                                 |                  |  |
| 33,028                                      | 393,370.80                     | 31,440                | 375,208.80                                  | 3-Axle Trucks       | 6,332                 | 75,541.20                       | 7,016                 | 83,409.60                    |                                 |                  |  |
| 32,174                                      | 506,473.60                     | 31,918                | 503,747.20                                  | 4-Axle Trucks       | 6,832                 | 107,984.00                      | 7,868                 | 123,673.60                   |                                 |                  |  |
| 73,515                                      | 1,442,072.00                   | 78,439                | 1,539,048.00                                | 5-Axle Trucks       | 16,776                | 329,198.00                      | 15,686                | 308,074.00                   |                                 |                  |  |
| 769   | 18,069.60                      | 478                   | 11,232.00                                   | 6-Axle Trucks       | 131                   | 3,100.80                        | 168                   | 3,945.60                     |                                 |                  |  |
| 38  | 1,393.20                       | 35                    | 989.20                                      | 7-Axle Trucks       | 12                    | 340.00                          | 8                     | 222.40                       |                                 |                  |  |
|   |                                | -                     | -   | Permits             |                       |                                 |                       |                              |                                 |                  |  |
| 228,207                                     | \$ 2,933,678.85                | 233,878               | \$ 3,021,226.65                             | TOTAL TRUCKS        | 49,557                | \$ 641,885.70                   | 50,558                | \$ 647,170.45                |                                 |                  |  |
| 3,192,490                                   | \$ 5,817,106.51                | 3,362,122             | \$ 6,031,933.44                             | TOTAL TOLL VEHICLES | 774,705               | \$ 1,341,883.14                 | 724,399               | \$ 1,299,718.96              |                                 |                  |  |
| 21,142                                      | \$ 38,523.88                   | 22,266                | \$ 39,946.58                                | DAILY AVERAGE       | 24,990                | \$ 43,280.10                    | 23,368                | \$ 41,926.42                 |                                 |                  |  |
| Rate Change                                 |                                |                       |   |                     |                       |                                 |                       |                              |                                 |                  |  |
| Traffic (toll)                              |                                |                       |   |                     |                       |                                 |                       |                              |                                 |                  |  |
| Autos                                       |                                |                       |   |                     |                       |                                 |                       |                              |                                 |                  |  |
| Trucks                                      |                                |                       |   |                     |                       |                                 |                       |                              |                                 |                  |  |
| Revenue                                     |                                |                       |   |                     |                       |                                 |                       |                              |                                 |                  |  |
| Autos                                       |                                |                       |   |                     |                       |                                 |                       |                              |                                 |                  |  |
| Trucks                                      |                                |                       |   |                     |                       |                                 |                       |                              |                                 |                  |  |
| Rate Change                                 |                                |                       |   |                     |                       |                                 |                       |                              |                                 |                  |  |
| Traffic (toll)                              |                                |                       |   |                     |                       |                                 |                       |                              |                                 |                  |  |
| Autos                                       |                                |                       |   |                     |                       |                                 |                       |                              |                                 |                  |  |
| Trucks                                      |                                |                       |   |                     |                       |                                 |                       |                              |                                 |                  |  |
| Revenue                                     |                                |                       |   |                     |                       |                                 |                       |                              |                                 |                  |  |
| Autos                                       |                                |                       |   |                     |                       |                                 |                       |                              |                                 |                  |  |
| Trucks                                      |                                |                       |   |                     |                       |                                 |                       |                              |                                 |                  |  |

| Rate Change    |       |
|----------------|-------|
| Traffic (toll) |       |
| Autos          | 5.31% |
| Trucks         | 5.53% |
| Revenue        | 2.49% |
| Autos          | 3.69% |
| Trucks         | 4.41% |
|                | 2.98% |

| Rate Change    |        |
|----------------|--------|
| Traffic (toll) |        |
| Autos          | 6.94%  |
| Trucks         | 7.61%  |
| Revenue        | -1.98% |
| Autos          | 3.23%  |
| Trucks         | 7.24%  |
|                | -0.82% |

\* Discounts represents rebates for commuter discounts earned when a customer crosses the Commission's bridges 20 times in a 35 day period as well as discounts for employee's and Commission vehicle's non-revenue crossings.

DELAWARE RIVER JOINT TOLL BRIDGE COMMISSION

NEW HOPE - LAMBERTVILLE TOLL BRIDGE

COMPARATIVE STATEMENT OF TOLL TRAFFIC AND REVENUE

MAY, 2015

| JANUARY 1, 2014<br>MAY 31, 2014<br>151 DAYS |    |                  |             | JANUARY 1, 2015<br>MAY 31, 2015<br>151 DAYS |    |                  |             | MONTH OF<br>MAY 2015<br>31 DAYS |  |                       |    | MONTH OF<br>MAY 2014<br>31 DAYS |            |                       |    |                  |  |
|---|----|------------------|-------------|---|----|------------------|-------------|---------------------------------|--|-----------------------|----|---------------------------------|------------|-----------------------|----|------------------|--|
| NUMBER OF<br>VEHICLES                       |    | TOTAL<br>REVENUE |             | NUMBER OF<br>VEHICLES                       |    | TOTAL<br>REVENUE |             | VEHICLE CLASS                   |  | NUMBER OF<br>VEHICLES |    | TOTAL<br>REVENUE                |            | NUMBER OF<br>VEHICLES |    | TOTAL<br>REVENUE |  |
| 703,834                                     | \$ | 707,287.00       |             | 701,051                                     | \$ | 704,424.00       |             | Passenger                       |  | 166,239               | \$ | 167,452.00                      |            | 165,966               | \$ | 167,160.00       |  |
| 703,834                                     | \$ | 676,419.16       | (30,867.84) | 701,051                                     | \$ | 658,599.07       | (45,824.93) | Discounts *                     |  | 166,239               | \$ | 158,025.66                      | (9,426.34) | 165,966               | \$ | 159,641.10       |  |
|   |    |                  |             |   |    | TOTAL PASSENGER  |             |                                 |  |                       |    |                                 |            |                       |    |                  |  |
| 23,419                                      |    | 151,379.80       |             | 22,659                                      |    | 146,153.80       |             | 2-Axle Trucks                   |  | 5,292                 |    | 34,195.20                       |            | 5,510                 |    | 35,629.75        |  |
| 6,468                                       |    | 76,996.80        |             | 6,437                                       |    | 76,680.00        |             | 3-Axle Trucks                   |  | 1,577                 |    | 18,819.60                       |            | 1,748                 |    | 20,856.00        |  |
| 3,268                                       |    | 50,803.20        |             | 3,088                                       |    | 47,688.00        |             | 4-Axle Trucks                   |  | 787                   |    | 12,206.40                       |            | 795                   |    | 12,379.20        |  |
| 11,827                                      |    | 231,778.00       |             | 12,920                                      |    | 254,178.00       |             | 5-Axle Trucks                   |  | 2,851                 |    | 56,108.00                       |            | 2,723                 |    | 53,414.00        |  |
| 226   |    | 5,347.20         |             | 214   |    | 5,018.40         |             | 6-Axle Trucks                   |  | 60                    |    | 1,396.80                        |            | 66                    |    | 1,557.60         |  |
| 18  |    | 510.40           |             | 35  |    | 993.20           |             | 7-Axle Trucks                   |  | 2                     |    | 60.00                           |            | 3                     |    | 81.20            |  |
|   |    |                  |             | 1   |    |                  |             | Permits                         |  |                       |    |                                 |            |                       |    |                  |  |
| 45,226                                      | \$ | 516,815.40       |             | 45,354                                      | \$ | 530,711.40       |             | TOTAL TRUCKS                    |  | 10,569                | \$ | 122,786.00                      |            | 10,845                | \$ | 123,917.75       |  |
| 749,060                                     | \$ | 1,193,234.56     |             | 746,405                                     | \$ | 1,189,310.47     |             | TOTAL TOLL VEHICLES             |  | 176,808               | \$ | 280,811.66                      |            | 176,811               | \$ | 283,558.85       |  |
| 4,961                                       | \$ | 7,902.22         |             | 4,943                                       | \$ | 7,876.23         |             | DAILY                           |  | 5,703                 | \$ | 9,058.44                        |            | 5,704                 | \$ | 9,147.06         |  |
| Rate Change                                 |    |                  |             | Rate Change                                 |    |                  |             | Rate Change                     |  |                       |    | Rate Change                     |            |                       |    |                  |  |
| Traffic (toll)                              |    |                  |             | Traffic (toll)                              |    |                  |             | Traffic (toll)                  |  |                       |    | Traffic (toll)                  |            |                       |    |                  |  |
| Autos                                       |    |                  |             | Autos                                       |    |                  |             | Autos                           |  |                       |    | Autos                           |            |                       |    |                  |  |
| Trucks                                      |    |                  |             | Trucks                                      |    |                  |             | Trucks                          |  |                       |    | Trucks                          |            |                       |    |                  |  |
| Revenue                                     |    |                  |             | Revenue                                     |    |                  |             | Revenue                         |  |                       |    | Revenue                         |            |                       |    |                  |  |
| Autos                                       |    |                  |             | Autos                                       |    |                  |             | Autos                           |  |                       |    | Autos                           |            |                       |    |                  |  |
| Trucks                                      |    |                  |             | Trucks                                      |    |                  |             | Trucks                          |  |                       |    | Trucks                          |            |                       |    |                  |  |
|   |    |                  |             |   |    |                  |             |                                 |  |                       |    |                                 |            |                       |    |                  |  |
|   |    |                  |             |   |    |                  |             |                                 |  |                       |    |                                 |            |                       |    |                  |  |
|   |    |                  |             |   |    |                  |             |                                 |  |                       |    |                                 |            |                       |    |                  |  |
|   |    |                  |             |   |    |                  |             |                                 |  |                       |    |                                 |            |                       |    |                  |  |
|   |    |                  |             |   |    |                  |             |                                 |  |                       |    |                                 |            |                       |    |                  |  |
|   |    |                  |             |   |    |                  |             |                                 |  |                       |    |                                 |            |                       |    |                  |  |
|   |    |                  |             |   |    |                  |             |                                 |  |                       |    |                                 |            |                       |    |                  |  |
|   |    |                  |             |   |    |                  |             |                                 |  |                       |    |                                 |            |                       |    |                  |  |
|   |    |                  |             |   |    |                  |             |                                 |  |                       |    |                                 |            |                       |    |                  |  |
|   |    |                  |             |   |    |                  |             |                                 |  |                       |    |                                 |            |                       |    |                  |  |
|   |    |                  |             |   |    |                  |             |                                 |  |                       |    |                                 |            |                       |    |                  |  |
|   |    |                  |             |   |    |                  |             |                                 |  |                       |    |                                 |            |                       |    |                  |  |
|   |    |                  |             |   |    |                  |             |                                 |  |                       |    |                                 |            |                       |    |                  |  |
|   |    |                  |             |   |    |                  |             |                                 |  |                       |    |                                 |            |                       |    |                  |  |
|   |    |                  |             |   |    |                  |             |                                 |  |                       |    |                                 |            |                       |    |                  |  |
|   |    |                  |             |   |    |                  |             |                                 |  |                       |    |                                 |            |                       |    |                  |  |
|   |    |                  |             |   |    |                  |             |                                 |  |                       |    |                                 |            |                       |    |                  |  |
|   |    |                  |             |   |    |                  |             |                                 |  |                       |    |                                 |            |                       |    |                  |  |
|   |    |                  |             |   |    |                  |             |                                 |  |                       |    |                                 |            |                       |    |                  |  |
|   |    |                  |             |   |    |                  |             |                                 |  |                       |    |                                 |            |                       |    |                  |  |
|   |    |                  |             |   |    |                  |             |                                 |  |                       |    |                                 |            |                       |    |                  |  |
|   |    |                  |             |   |    |                  |             |                                 |  |                       |    |                                 |            |                       |    |                  |  |
|   |    |                  |             |   |    |                  |             |                                 |  |                       |    |                                 |            |                       |    |                  |  |
|   |    |                  |             |   |    |                  |             |                                 |  |                       |    |                                 |            |                       |    |                  |  |
|   |    |                  |             |   |    |                  |             |                                 |  |                       |    |                                 |            |                       |    |                  |  |
|   |    |                  |             |   |    |                  |             |                                 |  |                       |    |                                 |            |                       |    |                  |  |
|   |    |                  |             |   |    |                  |             |                                 |  |                       |    |                                 |            |                       |    |                  |  |
|   |    |                  |             |   |    |                  |             |                                 |  |                       |    |                                 |            |                       |    |                  |  |
|   |    |                  |             |   |    |                  |             |                                 |  |                       |    |                                 |            |                       |    |                  |  |
|   |    |                  |             |   |    |                  |             |                                 |  |                       |    |                                 |            |                       |    |                  |  |
|   |    |                  |             |   |    |                  |             |                                 |  |                       |    |                                 |            |                       |    |                  |  |
|   |    |                  |             |   |    |                  |             |                                 |  |                       |    |                                 |            |                       |    |                  |  |
|   |    |                  |             |   |    |                  |             |                                 |  |                       |    |                                 |            |                       |    |                  |  |
|   |    |                  |             |   |    |                  |             |                                 |  |                       |    |                                 |            |                       |    |                  |  |
|   |    |                  |             |   |    |                  |             |                                 |  |                       |    |                                 |            |                       |    |                  |  |
|   |    |                  |             |   |    |                  |             |                                 |  |                       |    |                                 |            |                       |    |                  |  |
|   |    |                  |             |   |    |                  |             |                                 |  |                       |    |                                 |            |                       |    |                  |  |
|   |    |                  |             |   |    |                  |             |                                 |  |                       |    |                                 |            |                       |    |                  |  |
|   |    |                  |             |   |    |                  |             |                                 |  |                       |    |                                 |            |                       |    |                  |  |
|   |    |                  |             |   |    |                  |             |                                 |  |                       |    |                                 |            |                       |    |                  |  |
|   |    |                  |             |   |    |                  |             |                                 |  |                       |    |                                 |            |                       |    |                  |  |
|   |    |                  |             |   |    |                  |             |                                 |  |                       |    |                                 |            |                       |    |                  |  |
|   |    |                  |             |   |    |                  |             |                                 |  |                       |    |                                 |            |                       |    |                  |  |
|   |    |                  |             |   |    |                  |             |                                 |  |                       |    |                                 |            |                       |    |                  |  |
|   |    |                  |             |   |    |                  |             |                                 |  |                       |    |                                 |            |                       |    |                  |  |
|   |    |                  |             |   |    |                  |             |                                 |  |                       |    |                                 |            |                       |    |                  |  |
|   |    |                  |             |   |    |                  |             |                                 |  |                       |    |                                 |            |                       |    |                  |  |
|   |    |                  |             |   |    |                  |             |                                 |  |                       |    |                                 |            |                       |    |                  |  |
|   |    |                  |             |   |    |                  |             |                                 |  |                       |    |                                 |            |                       |    |                  |  |
|   |    |                  |             |   |    |                  |             |                                 |  |                       |    |                                 |            |                       |    |                  |  |
|   |    |                  |             |   |    |                  |             |                                 |  |                       |    |                                 |            |                       |    |                  |  |
|   |    |                  |             |   |    |                  |             |                                 |  |                       |    |                                 |            |                       |    |                  |  |
|   |    |                  |             |   |    |                  |             |                                 |  |                       |    |                                 |            |                       |    |                  |  |
|   |    |                  |             |   |    |                  |             |                                 |  |                       |    |                                 |            |                       |    |                  |  |
|   |    |                  |             |   |    |                  |             |                                 |  |                       |    |                                 |            |                       |    |                  |  |
|   |    |                  |             |   |    |                  |             |                                 |  |                       |    |                                 |            |                       |    |                  |  |
|   |    |                  |             |   |    |                  |             |                                 |  |                       |    |                                 |            |                       |    |                  |  |
|   |    |                  |             |   |    |                  |             |                                 |  |                       |    |                                 |            |                       |    |                  |  |
|   |    |                  |             |   |    |                  |             |                                 |  |                       |    |                                 |            |                       |    |                  |  |
|   |    |                  |             |   |    |                  |             |                                 |  |                       |    |                                 |            |                       |    |                  |  |
|   |    |                  |             |   |    |                  |             |                                 |  |                       |    |                                 |            |                       |    |                  |  |
|   |    |                  |             |   |    |                  |             |                                 |  |                       |    |                                 |            |                       |    |                  |  |
|   |    |                  |             |   |    |                  |             |                                 |  |                       |    |                                 |            |                       |    |                  |  |
|   |    |                  |             |   |    |                  |             |                                 |  |                       |    |                                 |            |                       |    |                  |  |
|   |    |                  |             |   |    |                  |             |                                 |  |                       |    |                                 |            |                       |    |                  |  |
|   |    |                  |             |   |    |                  |             |                                 |  |                       |    |                                 |            |                       |    |                  |  |
|   |    |                  |             |   |    |                  |             |                                 |  |                       |    |                                 |            |                       |    |                  |  |
|   |    |                  |             |   |    |                  |             |                                 |  |                       |    |                                 |            |                       |    |                  |  |
|   |    |                  |             |   |    |                  |             |                                 |  |                       |    |                                 |            |                       |    |                  |  |
|   |    |                  |             |   |    |                  |             |                                 |  |                       |    |                                 |            |                       |    |                  |  |
|   |    |                  |             |   |    |                  |             |                                 |  |                       |    |                                 |            |                       |    |                  |  |
|   |    |                  |             |   |    |                  |             |                                 |  |                       |    |                                 |            |                       |    |                  |  |
|   |    |                  |             |   |    |                  |             |                                 |  |                       |    |                                 |            |                       |    |                  |  |
|   |    |                  |             |   |    |                  |             |                                 |  |                       |    |                                 |            |                       |    |                  |  |
|   |    |                  |             |   |    |                  |             |                                 |  |                       |    |                                 |            |                       |    |                  |  |
|   |    |                  |             |   |    |                  |             |                                 |  |                       |    |                                 |            |                       |    |                  |  |
|   |    |                  |             |   |    |                  |             |                                 |  |                       |    |                                 |            |                       |    |                  |  |
|   |    |                  |             |   |    |                  |             |                                 |  |                       |    |                                 |            |                       |    |                  |  |
|   |    |                  |             |   |    |                  |             |                                 |  |                       |    |                                 |            |                       |    |                  |  |
|   |    |                  |             |   |    |                  |             |                                 |  |                       |    |                                 |            |                       |    |                  |  |
|   |    |                  |             |   |    |                  |             |                                 |  |                       |    |                                 |            |                       |    |                  |  |
|   |    |                  |             |   |    |                  |             |                                 |  |                       |    |                                 |            |                       |    |                  |  |
|   |    |                  |             |   |    |                  |             |                                 |  |                       |    |                                 |            |                       |    |                  |  |
|   |    |                  |             |   |    |                  |             |                                 |  |                       |    |                                 |            |                       |    |                  |  |

\* Discounts represents rebates for commuter discounts earned when a customer crosses the Commission's bridges 20 times in a 35 day period as well as discounts for employee's and Commission vehicle's non-revenue crossings.

DELAWARE RIVER JOINT TOLL BRIDGE COMMISSION

I78 TOLL BRIDGE

COMPARATIVE STATEMENT OF TOLL TRAFFIC AND REVENUE

MAY, 2015

| JANUARY 1, 2014<br>MAY 31, 2014<br>151 DAYS |                                 |                       | JANUARY 1, 2015<br>MAY 31, 2015<br>151 DAYS |                     |                       | MONTH OF<br>MAY 2015<br>31 DAYS |                       |                              | MONTH OF<br>MAY 2014<br>31 DAYS |                  |  |
|---|---------------------------------|-----------------------|---|---------------------|-----------------------|---------------------------------|-----------------------|------------------------------|---------------------------------|------------------|--|
| NUMBER OF<br>VEHICLES                       | TOTAL<br>REVENUE                | NUMBER OF<br>VEHICLES | TOTAL<br>REVENUE                            | VEHICLE CLASS       | NUMBER OF<br>VEHICLES | TOTAL<br>REVENUE                | NUMBER OF<br>VEHICLES | TOTAL<br>REVENUE             | NUMBER OF<br>VEHICLES           | TOTAL<br>REVENUE |  |
| 3,191,397                                   | \$ 3,212,675.50<br>(126,696.03) | 3,277,868             | \$ 3,300,349.00<br>(156,930.52)             | Passenger           | 781,853               | \$ 788,973.00<br>(33,618.30)    | 768,572               | \$ 775,374.00<br>(34,405.73) |                                 |                  |  |
| 3,191,397                                   | \$ 3,085,979.47                 | 3,277,868             | \$ 3,143,418.48                             | Discounts *         | 781,853               | \$ 755,354.70                   | 768,572               | \$ 740,968.27                |                                 |                  |  |
|   |                                 |                       |   | TOTAL PASSENGER     |                       |                                 |                       |                              |                                 |                  |  |
| 98,924                                      | 637,032.50                      | 105,149               | 676,758.55                                  | 2-Axle Trucks       | 21,819                | 140,377.90                      | 22,120                | 142,452.70                   |                                 |                  |  |
| 53,984                                      | 636,384.00                      | 57,622                | 679,363.20                                  | 3-Axle Trucks       | 13,477                | 158,982.00                      | 12,497                | 147,490.80                   |                                 |                  |  |
| 64,218                                      | 997,168.00                      | 77,741                | 1,211,745.60                                | 4-Axle Trucks       | 18,275                | 285,659.20                      | 15,586                | 242,659.20                   |                                 |                  |  |
| 837,789                                     | 16,415,288.00                   | 862,336               | 16,897,198.00                               | 5-Axle Trucks       | 184,903               | 3,623,082.00                    | 182,074               | 3,566,610.00                 |                                 |                  |  |
| 26,281                                      | 610,899.40                      | 27,944                | 647,748.00                                  | 6-Axle Trucks       | 6,012                 | 139,248.00                      | 5,806                 | 134,853.60                   |                                 |                  |  |
| 3,136                                       | 86,639.60                       | 3,586                 | 98,355.60                                   | 7-Axle Trucks       | 747                   | 20,506.00                       | 677                   | 18,673.20                    |                                 |                  |  |
| -   | -                               | 1                     | 44.80                                       | Permits             | 1                     | 44.80                           | -                     | -                            |                                 |                  |  |
| 1,084,332                                   | \$ 19,383,411.50                | 1,134,379             | \$ 20,211,213.75                            | TOTAL TRUCKS        | 245,234               | \$ 4,367,899.90                 | 238,760               | \$ 4,252,739.50              |                                 |                  |  |
| 4,275,729                                   | \$ 22,469,390.97                | 4,412,247             | \$ 23,354,632.23                            | TOTAL TOLL VEHICLES | 1,027,087             | \$ 5,123,254.60                 | 1,007,332             | \$ 4,993,707.77              |                                 |                  |  |
| 28,316                                      | \$ 148,803.91                   | 29,220                | \$ 154,866.44                               | DAILY AVERAGE       | 33,132                | \$ 165,266.28                   | 32,495                | \$ 161,087.35                |                                 |                  |  |
| Rate Change                                 |                                 |                       |   | Rate Change         |                       |                                 |                       |                              |                                 |                  |  |
| Traffic (toll)                              |                                 |                       |   | Traffic (toll)      |                       |                                 |                       |                              |                                 |                  |  |
| Autos                                       |                                 |                       |   | Autos               |                       |                                 |                       |                              |                                 |                  |  |
| Trucks                                      |                                 |                       |   | Trucks              |                       |                                 |                       |                              |                                 |                  |  |
| Revenue                                     |                                 |                       |   | Revenue             |                       |                                 |                       |                              |                                 |                  |  |
| Autos                                       |                                 |                       |   | Autos               |                       |                                 |                       |                              |                                 |                  |  |
| Trucks                                      |                                 |                       |   | Trucks              |                       |                                 |                       |                              |                                 |                  |  |

| Rate Change    |       |
|----------------|-------|
| Traffic (toll) |       |
| Autos          | 3.19% |
| Trucks         | 2.71% |
| Revenue        | 4.82% |
| Autos          | 3.94% |
| Trucks         | 1.86% |
|                | 4.27% |

| Rate Change    |       |
|----------------|-------|
| Traffic (toll) |       |
| Autos          | 1.96% |
| Trucks         | 1.73% |
| Revenue        | 2.71% |
| Autos          | 2.59% |
| Trucks         | 1.94% |
|                | 2.71% |

\* Discounts represents rebates for commuter discounts earned when a customer crosses the Commission's bridges 20 times in a 35 day period as well as discounts for employee's and Commission vehicle's non-revenue crossings.

NOTE: Construction and lane closures at the Easton-Phillipsburg Toll Bridge are causing traffic diversion to the I78 Toll Bridge.

DELAWARE RIVER JOINT TOLL BRIDGE COMMISSION

EASTON - PHILLIPSBURG TOLL BRIDGE

COMPARATIVE STATEMENT OF TOLL TRAFFIC AND REVENUE

MAY, 2015

| JANUARY 1, 2014<br>MAY 31, 2014<br>151 DAYS |                             |                       | JANUARY 1, 2015<br>MAY 31, 2015<br>151 DAYS |                     |                       | MONTH OF<br>MAY 2015<br>31 DAYS |                               |                           | MONTH OF<br>MAY 2014<br>31 DAYS |                  |  |
|---|-----------------------------|-----------------------|---|---------------------|-----------------------|---------------------------------|-------------------------------|---------------------------|---------------------------------|------------------|--|
| NUMBER OF<br>VEHICLES                       | TOTAL<br>REVENUE            | NUMBER OF<br>VEHICLES | TOTAL<br>REVENUE                            | VEHICLE CLASS       | NUMBER OF<br>VEHICLES | TOTAL<br>REVENUE                | NUMBER OF<br>VEHICLES         | TOTAL<br>REVENUE          | NUMBER OF<br>VEHICLES           | TOTAL<br>REVENUE |  |
| 1,881,302 \$                                | 1,887,562.00<br>(65,016.77) | 1,943,569 \$          | 1,950,798.00<br>(68,915.39)                 | Passenger           | 431,710 \$            | 434,688.00<br>(19,118.57)       | 428,772 \$                    | 431,146.00<br>(16,386.87) |                                 |                  |  |
| 1,881,302 \$                                | 1,822,545.23                | 1,943,569 \$          | 1,861,882.61                                | TOTAL PASSENGER     | 431,710 \$            | 415,569.43                      | 428,772 \$                    | 414,759.13                |                                 |                  |  |
| 51,137                                      | 329,877.60                  | 51,567                | 332,757.10                                  | 2-Axle Trucks       | 10,843                | 70,016.05                       | 10,578                        | 68,233.10                 |                                 |                  |  |
| 13,189                                      | 156,381.60                  | 13,693                | 162,254.40                                  | 3-Axle Trucks       | 3,359                 | 39,796.80                       | 2,855                         | 33,849.60                 |                                 |                  |  |
| 12,696                                      | 201,707.20                  | 13,102                | 208,113.60                                  | 4-Axle Trucks       | 2,636                 | 41,908.80                       | 2,987                         | 47,518.40                 |                                 |                  |  |
| 45,156                                      | 888,466.00                  | 45,049                | 885,008.00                                  | 5-Axle Trucks       | 10,176                | 199,926.00                      | 9,119                         | 179,156.00                |                                 |                  |  |
| 487   | 11,551.20                   | 424                   | 10,005.60                                   | 6-Axle Trucks       | 75                    | 1,773.60                        | 99                            | 2,332.80                  |                                 |                  |  |
| 12  | 413.20                      | 21                    | 681.20                                      | 7-Axle Trucks       | 5                     | 148.00                          | -                             | -                         |                                 |                  |  |
|   |                             | 1                     |   | Permits             | -                     |                                 |                               |                           |                                 |                  |  |
| 122,677 \$                                  | 1,588,396.80                | 123,857 \$            | 1,598,819.90                                | TOTAL TRUCKS        | 27,094 \$             | 353,569.25                      | 25,638 \$                     | 331,089.90                |                                 |                  |  |
| 2,003,979 \$                                | 3,410,942.03                | 2,067,426 \$          | 3,460,702.51                                | TOTAL TOLL VEHICLES | 458,804 \$            | 769,138.68                      | 454,410 \$                    | 745,849.03                |                                 |                  |  |
| 13,271 \$                                   | 22,589.02                   | 13,692 \$             | 22,918.56                                   | DAILY AVERAGE       | 14,800 \$             | 24,810.93                       | 14,658 \$                     | 24,059.65                 |                                 |                  |  |
| Rate Change<br>Traffic (toll)               |                             |                       |   |                     |                       |                                 | Rate Change<br>Traffic (toll) |                           |                                 |                  |  |
| Autos                                       | 3.17%                       |                       |   |                     |                       |                                 | Autos                         | 0.97%                     |                                 |                  |  |
| Trucks                                      | 3.31%                       |                       |   |                     |                       |                                 | Trucks                        | 0.69%                     |                                 |                  |  |
| Revenue                                     | 0.96%                       |                       |   |                     |                       |                                 | Revenue                       | 5.68%                     |                                 |                  |  |
| Autos                                       | 1.46%                       |                       |   |                     |                       |                                 | Autos                         | 3.12%                     |                                 |                  |  |
| Trucks                                      | 2.16%                       |                       |   |                     |                       |                                 | Trucks                        | 0.20%                     |                                 |                  |  |
|   | 0.66%                       |                       |   |                     |                       |                                 |                               | 6.79%                     |                                 |                  |  |

| Rate Change<br>Traffic (toll) |       |
|-------------------------------|-------|
| Autos                         | 3.17% |
| Trucks                        | 3.31% |
| Revenue                       | 0.96% |
| Autos                         | 1.46% |
| Trucks                        | 2.16% |
|                               | 0.66% |

| Rate Change<br>Traffic (toll) |       |
|-------------------------------|-------|
| Autos                         | 0.97% |
| Trucks                        | 0.69% |
| Revenue                       | 5.68% |
| Autos                         | 3.12% |
| Trucks                        | 0.20% |
|                               | 6.79% |

\* Discounts represents rebates for commuter discounts earned when a customer crosses the Commission's bridges 20 times in a 35 day period as well as discounts for employee's and Commission vehicle's non-revenue crossings.

Note: Construction and lane closures are causing traffic diversion to the I78 Toll Bridge.

DELAWARE RIVER JOINT TOLL BRIDGE COMMISSION

PORTLAND - COLUMBIA TOLL BRIDGE

COMPARATIVE STATEMENT OF TOLL TRAFFIC AND REVENUE

MAY, 2015

| JANUARY 1, 2014<br>MAY 31, 2014<br>151 DAYS |                           |                       | JANUARY 1, 2015<br>MAY 31, 2015<br>151 DAYS |                     |                       | MONTH OF<br>MAY 2015<br>31 DAYS |                       |                          | MONTH OF<br>MAY 2014<br>31 DAYS |                  |  |
|---|---------------------------|-----------------------|---|---------------------|-----------------------|---------------------------------|-----------------------|--------------------------|---------------------------------|------------------|--|
| NUMBER OF<br>VEHICLES                       | TOTAL<br>REVENUE          | NUMBER OF<br>VEHICLES | TOTAL<br>REVENUE                            | VEHICLE CLASS       | NUMBER OF<br>VEHICLES | TOTAL<br>REVENUE                | NUMBER OF<br>VEHICLES | TOTAL<br>REVENUE         | NUMBER OF<br>VEHICLES           | TOTAL<br>REVENUE |  |
| 433,061 \$                                  | 435,992.00<br>(21,953.81) | 439,684 \$            | 443,005.00<br>(26,361.12)                   | Passenger           | 105,437 \$            | 106,691.00<br>(4,791.64)        | 101,800 \$            | 102,934.00<br>(4,761.80) |                                 |                  |  |
| 433,061 \$                                  | 414,038.19                | 439,684 \$            | 416,643.88                                  | Discounts *         | 105,437 \$            | 101,899.36                      | 101,800 \$            | 98,172.20                |                                 |                  |  |
|   |                           |                       |   | TOTAL PASSENGER     |                       |                                 |                       |                          |                                 |                  |  |
| 10,396                                      | 67,267.85                 | 11,964                | 76,655.80                                   | 2-Axle Trucks       | 2,913                 | 18,876.00                       | 2,300                 | 14,914.90                |                                 |                  |  |
| 4,415                                       | 52,628.40                 | 4,300                 | 51,268.80                                   | 3-Axle Trucks       | 1,402                 | 16,767.60                       | 1,417                 | 16,944.00                |                                 |                  |  |
| 3,042                                       | 48,472.00                 | 5,459                 | 87,126.40                                   | 4-Axle Trucks       | 1,600                 | 25,537.60                       | 787                   | 12,539.20                |                                 |                  |  |
| 10,690                                      | 211,672.00                | 12,085                | 239,396.00                                  | 5-Axle Trucks       | 3,410                 | 67,504.00                       | 3,008                 | 59,472.00                |                                 |                  |  |
| 87  | 2,071.20                  | 132                   | 3,144.00                                    | 6-Axle Trucks       | 35                    | 830.40                          | 21                    | 501.60                   |                                 |                  |  |
| -   |                           | 12                    | 327.60                                      | 7-Axle Trucks       | 1                     | 28.00                           | -                     | -                        |                                 |                  |  |
|   |                           |                       |   | Permits             |                       |                                 |                       |                          |                                 |                  |  |
| 28,630 \$                                   | 382,111.45                | 33,952 \$             | 457,918.60                                  | TOTAL TRUCKS        | 9,361 \$              | 129,543.60                      | 7,533 \$              | 104,371.70               |                                 |                  |  |
| 461,691 \$                                  | 796,149.64                | 473,536 \$            | 874,562.48                                  | TOTAL TOLL VEHICLES | 114,798 \$            | 231,442.96                      | 109,333 \$            | 202,543.90               |                                 |                  |  |
| 3,058 \$                                    | 5,272.51                  | 3,136 \$              | 5,791.60                                    | DAILY AVERAGE       | 3,703 \$              | 7,465.90                        | 3,527 \$              | 6,593.67                 |                                 |                  |  |

Rate Change  
Traffic (toll)  
Autos 2.57%  
Trucks 1.53%  
Revenue 18.24%  
Autos 9.85%  
Trucks 0.63%  
19.84%

Rate Change  
Traffic (toll)  
Autos 5.00%  
Trucks 3.57%  
Revenue 24.27%  
Autos 14.27%  
Trucks 3.80%  
24.12%

\* Discounts represents rebates for commuter discounts earned when a customer crosses the Commission's bridges 20 times in a 35 day period as well as discounts for employee's and Commission vehicle's non-revenue crossings.

DELAWARE RIVER JOINT TOLL BRIDGE COMMISSION

DELAWARE WATER GAP TOLL BRIDGE

COMPARATIVE STATEMENT OF TOLL TRAFFIC AND REVENUE

MAY, 2015

| JANUARY 1, 2014<br>MAY 31, 2014<br>151 DAYS |  |                                |  | JANUARY 1, 2015<br>MAY 31, 2015<br>151 DAYS |  |                                 |  | MONTH OF<br>MAY 2015<br>31 DAYS |  |                       |  | MONTH OF<br>MAY 2014<br>31 DAYS |  |                       |  |                              |  |
|---|--|--------------------------------|--|---|--|---------------------------------|--|---------------------------------|--|-----------------------|--|---------------------------------|--|-----------------------|--|------------------------------|--|
| NUMBER OF<br>VEHICLES                       |  | TOTAL<br>REVENUE               |  | NUMBER OF<br>VEHICLES                       |  | TOTAL<br>REVENUE                |  | VEHICLE CLASS                   |  | NUMBER OF<br>VEHICLES |  | TOTAL<br>REVENUE                |  | NUMBER OF<br>VEHICLES |  | TOTAL<br>REVENUE             |  |
| 2,957,215                                   |  | \$ 2,971,597.50<br>(95,107.50) |  | 3,035,629                                   |  | \$ 3,050,660.00<br>(133,608.17) |  | Passenger                       |  | 733,388               |  | \$ 738,955.00<br>(29,314.95)    |  | 704,031               |  | \$ 709,257.00<br>(27,312.52) |  |
| 2,957,215                                   |  | \$ 2,876,490.00                |  | 3,035,629                                   |  | \$ 2,917,051.83                 |  | TOTAL PASSENGER                 |  | 733,388               |  | \$ 709,640.05                   |  | 704,031               |  | \$ 681,944.48                |  |
| 54,672                                      |  | 352,103.70                     |  | 58,281                                      |  | 375,273.60                      |  | 2-Axle Trucks                   |  | 12,755                |  | 82,156.75                       |  | 12,461                |  | 80,252.25                    |  |
| 33,904                                      |  | 400,266.00                     |  | 33,975                                      |  | 400,449.80                      |  | 3-Axle Trucks                   |  | 7,783                 |  | 91,701.60                       |  | 7,824                 |  | 92,378.40                    |  |
| 27,273                                      |  | 423,382.40                     |  | 33,288                                      |  | 519,516.80                      |  | 4-Axle Trucks                   |  | 7,268                 |  | 113,334.40                      |  | 6,388                 |  | 99,430.40                    |  |
| 400,564                                     |  | 7,858,576.00                   |  | 412,237                                     |  | 8,080,116.00                    |  | 5-Axle Trucks                   |  | 87,277                |  | 1,709,246.00                    |  | 87,018                |  | 1,706,856.00                 |  |
| 11,654                                      |  | 270,964.80                     |  | 11,804                                      |  | 273,859.20                      |  | 6-Axle Trucks                   |  | 2,395                 |  | 55,495.20                       |  | 2,508                 |  | 58,195.20                    |  |
| 852   |  | 24,730.00                      |  | 793   |  | 22,678.80                       |  | 7-Axle Trucks                   |  | 165                   |  | 4,806.80                        |  | 172                   |  | 5,013.20                     |  |
| 5   |  | 273.40                         |  | 4   |  | 192.10                          |  | Permits                         |  | 3                     |  | 160.80                          |  | 3                     |  | 160.80                       |  |
| 528,924                                     |  | \$ 9,330,296.30                |  | 550,382                                     |  | \$ 9,672,086.10                 |  | TOTAL TRUCKS                    |  | 117,643               |  | \$ 2,056,740.75                 |  | 116,374               |  | \$ 2,042,286.25              |  |
| 3,486,139                                   |  | \$ 12,206,786.30               |  | 3,586,011                                   |  | \$ 12,589,137.93                |  | TOTAL TOLL VEHICLES             |  | 851,031               |  | \$ 2,766,380.80                 |  | 820,405               |  | \$ 2,724,230.73              |  |
| 23,087                                      |  | \$ 80,839.64                   |  | 23,748                                      |  | \$ 83,371.77                    |  | DAILY AVERAGE                   |  | 27,453                |  | \$ 89,238.09                    |  | 26,465                |  | \$ 87,878.41                 |  |
| Rate Change                                 |  |                                |  | Rate Change                                 |  |                                 |  | Rate Change                     |  |                       |  | Rate Change                     |  |                       |  |                              |  |
| Traffic (toll)                              |  |                                |  | Traffic (toll)                              |  |                                 |  | Traffic (toll)                  |  |                       |  | Traffic (toll)                  |  |                       |  |                              |  |
| Autos                                       |  |                                |  | Autos                                       |  |                                 |  | Autos                           |  |                       |  | Autos                           |  |                       |  |                              |  |
| Trucks                                      |  |                                |  | Trucks                                      |  |                                 |  | Trucks                          |  |                       |  | Trucks                          |  |                       |  |                              |  |
| Revenue                                     |  |                                |  | Revenue                                     |  |                                 |  | Revenue                         |  |                       |  | Revenue                         |  |                       |  |                              |  |
| Autos                                       |  |                                |  | Autos                                       |  |                                 |  | Autos                           |  |                       |  | Autos                           |  |                       |  |                              |  |
| Trucks                                      |  |                                |  | Trucks                                      |  |                                 |  | Trucks                          |  |                       |  | Trucks                          |  |                       |  |                              |  |

|                |       |
|----------------|-------|
| Rate Change    |       |
| Traffic (toll) |       |
| Autos          | 2.86% |
| Trucks         | 2.65% |
| Revenue        | 4.06% |
| Autos          | 3.13% |
| Trucks         | 1.41% |
|                | 3.66% |

|                |       |
|----------------|-------|
| Rate Change    |       |
| Traffic (toll) |       |
| Autos          | 3.73% |
| Trucks         | 4.17% |
| Revenue        | 1.09% |
| Autos          | 1.55% |
| Trucks         | 4.08% |
|                | 0.71% |

\* Discounts represents rebates for commuter discounts earned when a customer crosses the Commission's bridges 20 times in a 35 day period as well as discounts for employee's and Commission vehicle's non-revenue crossings.

DELAWARE RIVER JOINT TOLL BRIDGE COMMISSION

MILFORD - MONTAGUE TOLL BRIDGE

COMPARATIVE STATEMENT OF TOLL TRAFFIC AND REVENUE

MAY, 2015

| JANUARY 1, 2014<br>MAY 31, 2014<br>151 DAYS |                              |                       | JANUARY 1, 2015<br>MAY 31, 2015<br>151 DAYS |                     |                       | MONTH OF<br>MAY 2015<br>31 DAYS |                       |                             | MONTH OF<br>MAY 2014<br>31 DAYS |                  |  |
|---|------------------------------|-----------------------|---|---------------------|-----------------------|---------------------------------|-----------------------|-----------------------------|---------------------------------|------------------|--|
| NUMBER OF<br>VEHICLES                       | TOTAL<br>REVENUE             | NUMBER OF<br>VEHICLES | TOTAL<br>REVENUE                            | VEHICLE CLASS       | NUMBER OF<br>VEHICLES | TOTAL<br>REVENUE                | NUMBER OF<br>VEHICLES | TOTAL<br>REVENUE            | NUMBER OF<br>VEHICLES           | TOTAL<br>REVENUE |  |
| 443,795                                     | \$ 446,751.00<br>(21,536.58) | 459,020               | \$ 462,402.00<br>(26,201.86)                | Passenger           | 116,472               | \$ 117,900.00<br>(4,921.14)     | 111,542               | \$ 112,855.00<br>(4,348.53) |                                 |                  |  |
| 443,795                                     | \$ 425,214.42                | 459,020               | \$ 436,200.14                               | Discounts *         | 116,472               | \$ 112,978.86                   | 111,542               | \$ 108,506.47               |                                 |                  |  |
| 9,125                                       | 58,843.85                    | 9,971                 | 64,132.25                                   | TOTAL PASSENGER     |                       |                                 |                       |                             |                                 |                  |  |
| 963   | 11,511.60                    | 1,078                 | 12,889.20                                   | 2-Axle Trucks       | 2,220                 | 14,326.00                       | 2,075                 | 13,425.75                   |                                 |                  |  |
| 556   | 8,868.80                     | 562                   | 8,952.00                                    | 3-Axle Trucks       | 437                   | 5,233.20                        | 387                   | 4,632.00                    |                                 |                  |  |
| 2,638                                       | 52,316.00                    | 2,935                 | 58,066.00                                   | 4-Axle Trucks       | 196                   | 3,124.80                        | 180                   | 2,550.40                    |                                 |                  |  |
| 19  | 448.80                       | 96                    | 2,280.00                                    | 5-Axle Trucks       | 699                   | 13,838.00                       | 608                   | 12,052.00                   |                                 |                  |  |
| 3   | 92.00                        | 9                     | 252.00                                      | 6-Axle Trucks       | 8                     | 187.20                          | 11                    | 256.80                      |                                 |                  |  |
| -   | -                            | -                     | -   | 7-Axle Trucks       | 1                     | 28.00                           | 2                     | 64.00                       |                                 |                  |  |
|   |                              |                       |   | Permits             | -                     | -                               | -                     | -                           |                                 |                  |  |
| 13,304                                      | \$ 132,081.05                | 14,651                | \$ 146,571.45                               | TOTAL TRUCKS        | 3,561                 | \$ 36,737.20                    | 3,243                 | \$ 32,980.95                |                                 |                  |  |
| 457,099                                     | \$ 557,295.47                | 473,671               | \$ 582,771.59                               | TOTAL TOLL VEHICLES | 120,033               | \$ 149,716.06                   | 114,785               | \$ 141,487.42               |                                 |                  |  |
| 3,027                                       | \$ 3,690.70                  | 3,137                 | \$ 3,859.41                                 | DAILY AVERAGE       | 3,872                 | \$ 4,829.55                     | 3,703                 | \$ 4,564.11                 |                                 |                  |  |

Rate Change  
Traffic (toll)  
Autos 3.63%  
Trucks 3.43%  
Revenue 10.12%  
Autos 4.57%  
Trucks 2.58%  
10.97%

Rate Change  
Traffic (toll)  
Autos 4.57%  
Trucks 4.42%  
Revenue 9.81%  
Autos 5.82%  
Trucks 4.12%  
11.39%

\* Discounts represents rebates for commuter discounts earned when a customer crosses the Commission's bridges 20 times in a 35 day period as well as discounts for employee's and Commission vehicle's non-revenue crossings.

# **Delaware River Joint Toll Bridge Commission** **Toll Supported Bridge - Westbound Traffic Counts**

**May 2015**

| Bridge                           | Westbound Volume |           |          |            |            |          |
|----------------------------------|------------------|-----------|----------|------------|------------|----------|
|                                  | May 2015         | May 2014  | % Change | YTD 2015   | YTD 2014   | % Change |
| Lower Trenton <sup>1</sup>       | 409,323          | 385,073   | 6.30%    | 1,820,176  | 1,736,744  | 4.80%    |
| Calhoun Street                   | 297,218          | 277,101   | 7.26%    | 1,300,226  | 1,245,245  | 4.42%    |
| Scudder Falls                    | 1,002,046        | 990,811   | 1.13%    | 4,650,617  | 4,468,148  | 4.08%    |
| Washington Crossing <sup>2</sup> | 137,676          | 145,391   | -5.31%   | 595,125    | 644,400    | -7.65%   |
| New Hope - Lambertville          | 214,374          | 217,192   | -1.30%   | 932,871    | 931,414    | 0.16%    |
| Centre Bridge - Stockton         | 74,756           | 74,397    | 0.48%    | 291,905    | 298,050    | -2.06%   |
| Uhlertown - Frenchtown           | 68,618           | 68,429    | 0.28%    | 275,768    | 275,988    | -0.08%   |
| Upper Black Eddy - Milford       | 62,888           | 60,528    | 3.90%    | 260,553    | 256,690    | 1.50%    |
| Riegelsville                     | 68,330           | 64,549    | 5.86%    | 291,919    | 277,748    | 5.10%    |
| Northampton Street               | 406,532          | 368,639   | 10.28%   | 1,858,702  | 1,796,530  | 3.46%    |
| Riverton - Belvidere             | 77,646           | 79,462    | -2.29%   | 331,193    | 334,138    | -0.88%   |
| Total                            | 2,819,406        | 2,731,572 | 3.22%    | 12,609,055 | 12,265,095 | 2.80%    |

**NOTES:**

1 - Traffic Counter was removed on 4/21/15 as part of the TS-639B Lower Trenton TSB Approach Roadways Improvements. Traffic data interpolated using May 2014 data and factored by 6.94%.

2 - Counter down 5/2/15 - 5/8/15, data interpolated.

**Delaware River Joint Toll Bridge Commission**  
**Toll Supported Bridge - Two Way Traffic Counts**  
**May 2015**

| Bridge                           | Total Volume     |                  |              |                   |                   |
|----------------------------------|------------------|------------------|--------------|-------------------|-------------------|
|                                  | May 2015         | May 2014         | % Change     | YTD 2015          | YTD 2014          |
| Lower Trenton <sup>1</sup>       | 543,362          | 511,371          | 6.26%        | 2,395,706         | 2,285,780         |
| Calhoun Street                   | 585,296          | 548,937          | 6.62%        | 2,576,127         | 2,459,702         |
| Scudder Falls                    | 1,883,644        | 1,871,679        | 0.64%        | 8,768,728         | 8,437,374         |
| Washington Crossing <sup>2</sup> | 238,100          | 247,587          | -3.83%       | 1,015,361         | 1,087,975         |
| New Hope - Lambertville          | 459,873          | 461,981          | -0.46%       | 1,978,269         | 1,997,065         |
| Centre Bridge - Stockton         | 162,195          | 160,950          | 0.77%        | 636,809           | 650,199           |
| Uhlertown - Frenchtown           | 136,204          | 135,140          | 0.79%        | 546,292           | 545,620           |
| Upper Black Eddy - Milford       | 117,368          | 117,878          | -0.43%       | 517,998           | 524,646           |
| Riegelsville                     | 113,774          | 108,149          | 5.20%        | 484,088           | 464,504           |
| Northampton Street               | 651,809          | 641,673          | 1.58%        | 2,972,311         | 2,964,193         |
| Riverton - Belvidere             | 145,019          | 148,849          | -2.57%       | 617,315           | 623,698           |
| <b>Total</b>                     | <b>5,036,644</b> | <b>4,954,194</b> | <b>1.66%</b> | <b>22,509,003</b> | <b>22,040,756</b> |
|                                  |                  |                  |              |                   | <b>2.12%</b>      |

**NOTES:**

1 - Traffic Counter was removed on 4/21/15 as part of the TS-639B Lower Trenton TSB Approach Roadways Improvements. Traffic data interpolated using May 2014 data and factored by 6.94%.

2 - Counter down 5/2/15 - 5/8/15, data interpolated.

**Delaware River Joint Toll Bridge Commission**  
**Toll Bridge - Two Way Traffic Counts**  
**May 2015**

| Bridge                               | Total Volume (all classes) |           |          |            |            |          |
|--------------------------------------|----------------------------|-----------|----------|------------|------------|----------|
|                                      | May 2015                   | May 2014  | % Change | YTD 2015   | YTD 2014   | % Change |
| Trenton - Morrisville                | 1,823,939                  | 1,795,900 | 1.56%    | 8,035,637  | 7,967,528  | 0.85%    |
| New Hope - Lambertville <sup>1</sup> | 397,522                    | 397,415   | 0.03%    | 1,684,907  | 1,673,297  | 0.69%    |
| Interstate 78                        | 2,136,192                  | 2,083,053 | 2.55%    | 9,149,997  | 8,877,049  | 3.07%    |
| Easton - Phillipsburg                | 1,069,430                  | 1,001,906 | 6.74%    | 4,786,005  | 4,610,557  | 3.81%    |
| Portland - Columbia <sup>2</sup>     | 244,789                    | 233,717   | 4.74%    | 1,124,600  | 987,694    | 13.86%   |
| Delaware Water Gap                   | 1,714,046                  | 1,643,466 | 4.29%    | 7,160,981  | 6,972,607  | 2.70%    |
| Milford - Montague                   | 216,571                    | 205,892   | 5.19%    | 860,717    | 830,596    | 3.63%    |
| Total                                | 7,602,489                  | 7,361,349 | 3.28%    | 32,802,844 | 31,919,328 | 2.77%    |

**NOTES:**

1 - Counter down. Used May 2014 data factored by 0.00%

2 - Counter removed for T-566A Portland-Columbia TB Approach Roadway Improvements. Used May 2014 data factored by 5.00%

## DELAWARE RIVER JOINT TOLL BRIDGE COMMISSION

Meeting of June 29, 2015

### STATISTICAL SUMMARY OF EXPENDITURES

This includes reports entitled “**Budget vs Actual**” covering the month of May 2015 and the five month year-to-date operations of fiscal year 2015 relative to Toll Bridges, Toll Supported Bridges and Administration departments.

Total expense plus encumbrance totaled \$4,967,231 for the month of May. For the 2015 fiscal year-to-date period, total expense plus encumbrances amounted to \$22,650,615 or 95.6% of the year-to-date operating budget.

Most of the expense line categories are within their normal line item budget except for Overtime Wages which exceed budget by \$97,243 or 58.1% and Operation Maintenance \$74,766 or 11.3% respectively. This over budget situation for Overtime and Operation Maintenance is due to the high level of adverse weather activity for the first three months of 2015. It is anticipated that cost will come in line with the budget during the operating year.

During the month of May there were three payrolls expensed which resulted in higher than usual expense for the month. The extra payroll expense was anticipated and accounted for in the operating budget.

**Delaware River Joint Toll Bridge Commission**  
**Budget vs Actual**  
**For the Five Months Ending May 31, 2015**

**TOTAL COMMISSION**

|   | Budget<br>2015      | Expended<br>For The<br>Month | Expended<br>Year To<br>Date | Encumbered       | Budget<br>Remaining<br>Balance |
|---|---------------------|------------------------------|-----------------------------|------------------|--------------------------------|
| Regular Employee Salaries                     | \$18,249,099        | \$2,111,760                  | \$7,659,475                 | \$0              | \$10,589,623                   |
| Part-Time Employee Wages                      | 409,500             | 48,167                       | 172,787                     | 0                | 236,713                        |
| Summer Employee Wages                         | 114,695             | 0                            | 0                           | 0                | 114,695                        |
| Overtime Wages                                | 351,837             | 13,583                       | 264,679                     | 0                | 87,159                         |
| Pension Contributions                         | 4,095,926           | 401,454                      | 1,513,721                   | 0                | 2,582,205                      |
| FICA Contributions                            | 1,526,990           | 170,783                      | 648,100                     | 0                | 878,889                        |
| Regular Employee Healthcare Benefits          | 9,046,897           | 604,988                      | 3,901,779                   | 0                | 5,145,118                      |
| Life Insurance Benefits                       | 152,697             | 13,210                       | 66,606                      | 0                | 86,091                         |
| Unemployment Compensation Benefits            | 45,000              | 1,200                        | 10,198                      | 0                | 34,802                         |
| Utility Expense                               | 904,041             | 27,476                       | 344,582                     | 0                | 559,459                        |
| Office Expense                                | 274,626             | 13,614                       | 72,800                      | 71,788           | 130,037                        |
| Telecommunication Expense                     | 663,825             | 38,359                       | 217,774                     | 20,487           | 425,564                        |
| Information Technology Expense                | 470,700             | 52,348                       | 178,772                     | 0                | 291,928                        |
| Professional Development/Meetings/Memberships | 206,480             | 9,633                        | 72,301                      | 0                | 134,179                        |
| Vehicle Maintenance Expense and Fuel          | 414,582             | 4,146                        | 133,486                     | 13,785           | 267,311                        |
| Operations Maintenance Expense                | 1,007,441           | 53,318                       | 590,386                     | 148,628          | 268,427                        |
| ESS Operating Maintenance Expense             | 1,500,000           | 89,948                       | 487,867                     | 4,571            | 1,007,562                      |
| Commission Expense                            | 22,500              | 1,262                        | 5,019                       | 0                | 17,481                         |
| Toll Collection Expense                       | 61,419              | 6,397                        | 19,991                      | 9,886            | 31,542                         |
| Uniform Expense                               | 86,900              | 1,749                        | 16,604                      | 24,926           | 45,370                         |
| Business Insurance                            | 2,950,846           | 237,135                      | 1,125,296                   | 0                | 1,825,550                      |
| Licenses & Inspections Expense                | 6,950               | 104                          | 2,705                       | 0                | 4,245                          |
| Advertising                                   | 60,500              | 158                          | 849                         | 0                | 59,651                         |
| Professional Services                         | 1,119,699           | 87,910                       | 259,647                     | 10,200           | 849,852                        |
| State Police Bridge Security                  | 5,213,396           | 418,121                      | 2,096,489                   | 0                | 3,116,907                      |
| EZPass Equipment/Maintenance                  | 1,180,293           | 94,680                       | 486,184                     | 60,841           | 633,268                        |
| General Contingency                           | 300,000             | 0                            | 0                           | 0                | 300,000                        |
| EZPass Operating Expense                      | 4,533,979           | 421,793                      | 1,937,406                   | 0                | 2,596,574                      |
| <b>Total</b>                                  | <b>\$54,970,818</b> | <b>\$4,923,297</b>           | <b>\$22,285,504</b>         | <b>\$365,111</b> | <b>\$32,320,203</b>            |

**Delaware River Joint Toll Bridge Commission**  
**Budget vs Actual**  
**For the Five Months Ending May 31, 2015**

**ADMINISTRATION\***

|   | <b>Budget<br/>2015</b> | <b>Expended<br/>For The<br/>Month</b> | <b>Expended<br/>Year To<br/>Date</b> | <b>Encumbered</b> | <b>Budget<br/>Remaining<br/>Balance</b> |
|---|------------------------|---------------------------------------|--------------------------------------|-------------------|---|
| Regular Employee Salaries                     | \$3,462,599            | \$410,910                             | \$1,492,702                          | \$0               | \$1,969,898                             |
| Summer Employee Wages                         | 8,196                  | 0                                     | 0                                    | 0                 | 8,196                                   |
| Overtime Wages                                | 4,200                  | 505                                   | 1,819                                | 0                 | 2,381                                   |
| Pension Contributions                         | 732,593                | 64,193                                | 242,044                              | 0                 | 490,549                                 |
| FICA Contributions                            | 265,837                | 31,402                                | 114,229                              | 0                 | 151,608                                 |
| Regular Employee Healthcare Benefits          | 1,115,508              | 73,545                                | 488,888                              | 0                 | 626,620                                 |
| Life Insurance Benefits                       | 28,172                 | 2,455                                 | 12,343                               | 0                 | 15,828                                  |
| Unemployment Compensation Benefits            | 45,000                 | 1,200                                 | 10,198                               | 0                 | 34,802                                  |
| Office Expense                                | 223,400                | 10,913                                | 61,361                               | 66,050            | 95,989                                  |
| Telecommunication Expense                     | 191,696                | 15,485                                | 68,261                               | 0                 | 123,435                                 |
| Information Technology Expense                | 442,000                | 52,348                                | 178,772                              | 0                 | 263,228                                 |
| Professional Development/Meetings/Memberships | 138,360                | 2,182                                 | 53,880                               | 0                 | 84,480                                  |
| Vehicle Maintenance Expense and Fuel          | 2,824                  | 72                                    | 72                                   | 0                 | 2,752                                   |
| Commission Expense                            | 22,500                 | 1,262                                 | 5,019                                | 0                 | 17,481                                  |
| Business Insurance                            | 284,394                | 16,515                                | 63,105                               | 0                 | 221,289                                 |
| Advertising                                   | 60,500                 | 158                                   | 849                                  | 0                 | 59,651                                  |
| Professional Services                         | 859,699                | 66,040                                | 233,417                              | 0                 | 626,282                                 |
| General Contingency                           | 300,000                | 0                                     | 0                                    | 0                 | 300,000                                 |
| <b>TOTAL</b>                                  | <b>\$8,187,478</b>     | <b>\$749,185</b>                      | <b>\$3,026,958</b>                   | <b>\$66,050</b>   | <b>\$5,094,471</b>                      |

\* Includes Executive, Human Resources, Accounting, EZPass, Purchasing, Information Technology, Community Affairs and Contract/Compliance.

**Delaware River Joint Toll Bridge Commission**  
**Budget vs Actual**  
**For the Five Months Ending May 31, 2015**

**ADMINISTRATION - OPERATIONS\***

|   | <b>Budget<br/>2015</b> | <b>Expended<br/>For The<br/>Month</b> | <b>Expended<br/>Year To<br/>Date</b> | <b>Encumbered</b> | <b>Budget<br/>Remaining<br/>Balance</b> |
|---|------------------------|---------------------------------------|--------------------------------------|-------------------|---|
| Regular Employee Salaries                     | \$1,295,624            | \$174,951                             | \$467,127                            | \$0               | \$828,497                               |
| Overtime Wages                                | 15,000                 | 673                                   | 5,292                                | 0                 | 9,708                                   |
| Pension Contributions                         | 462,732                | 39,102                                | 147,436                              | 0                 | 315,296                                 |
| FICA Contributions                            | 165,556                | 19,050                                | 68,600                               | 0                 | 96,956                                  |
| Regular Employee Healthcare Benefits          | 683,755                | 47,633                                | 290,748                              | 0                 | 393,007                                 |
| Life Insurance Benefits                       | 17,396                 | 1,327                                 | 6,724                                | 0                 | 10,672                                  |
| Office Expense                                | 17,650                 | 766                                   | 1,765                                | 2,350             | 13,535                                  |
| Telecommunication Expense                     | 90,156                 | 4,526                                 | 22,551                               | 0                 | 67,605                                  |
| Professional Development/Meetings/Memberships | 47,050                 | 1,774                                 | 10,200                               | 0                 | 36,850                                  |
| Vehicle Maintenance Expense and Fuel          | 1,000                  | 36                                    | 265                                  | 0                 | 735                                     |
| ESS Operating Maintenance Expense             | 1,500,000              | 89,948                                | 487,867                              | 4,571             | 1,007,562                               |
| Uniform Expense                               | 3,000                  | 0                                     | 1,559                                | 150               | 1,291                                   |
| Business Insurance                            | 59,433                 | 3,903                                 | 19,874                               | 0                 | 39,559                                  |
| Professional Services                         | 260,000                | 21,870                                | 26,230                               | 10,200            | 223,570                                 |
| <b>TOTAL</b>                                  | <b>\$4,618,352</b>     | <b>\$405,560</b>                      | <b>\$1,556,238</b>                   | <b>\$17,271</b>   | <b>\$3,044,844</b>                      |

\* Includes Engineering, Security, Safety & Training, Plant & Facility, and Electronic Security & Surveillance.

**Delaware River Joint Toll Bridge Commission**  
**Budget vs Actual**  
**For the Five Months Ending May 31, 2015**

**TRENTON - MORRISVILLE TOLL BRIDGE**

|   | Budget<br>2015     | Expended<br>For The<br>Month | Expended<br>Year To<br>Date | Encumbered      | Budget<br>Remaining<br>Balance |
|---|--------------------|------------------------------|-----------------------------|-----------------|--------------------------------|
| Regular Employee Salaries                     | \$1,525,857        | \$177,838                    | \$663,166                   | \$0             | \$862,690                      |
| Part-Time Employee Wages                      | 81,000             | 9,295                        | 27,343                      | 0               | 53,657                         |
| Summer Employee Wages                         | 26,993             | 0                            | 0                           | 0               | 26,993                         |
| Overtime Wages                                | 32,000             | 1,719                        | 22,767                      | 0               | 9,233                          |
| Pension Contributions                         | 329,487            | 35,368                       | 133,359                     | 0               | 196,128                        |
| FICA Contributions                            | 127,438            | 14,298                       | 56,942                      | 0               | 70,495                         |
| Regular Employee Healthcare Benefits          | 835,700            | 55,601                       | 383,940                     | 0               | 451,761                        |
| Life Insurance Benefits                       | 12,250             | 1,243                        | 6,198                       | 0               | 6,052                          |
| Utility Expense                               | 154,950            | 8,808                        | 64,728                      | 0               | 90,222                         |
| Office Expense                                | 6,125              | 381                          | 1,998                       | 1,222           | 2,905                          |
| Telecommunication Expense                     | 63,098             | 3,106                        | 21,018                      | 9,845           | 32,235                         |
| Information Technology Expense                | 7,400              | 0                            | 0                           | 0               | 7,400                          |
| Professional Development/Meetings/Memberships | 1,500              | 0                            | 357                         | 0               | 1,143                          |
| Vehicle Maintenance Expense and Fuel          | 74,080             | 5,860                        | 29,135                      | 1,123           | 43,823                         |
| Operations Maintenance Expense                | 150,080            | 17,534                       | 88,135                      | 23,390          | 38,555                         |
| Toll Collection Expense                       | 9,800              | 1,448                        | 4,502                       | 3,432           | 1,866                          |
| Uniform Expense                               | 15,900             | 170                          | 5,559                       | 4,197           | 6,144                          |
| Business Insurance                            | 376,679            | 31,198                       | 150,936                     | 0               | 225,744                        |
| Licenses & Inspections Expense                | 480                | 0                            | 130                         | 0               | 350                            |
| State Police Bridge Security                  | 761,677            | 60,976                       | 306,186                     | 0               | 455,491                        |
| EZPass Equipment/Maintenance                  | 184,421            | 13,918                       | 72,176                      | 9,509           | 102,735                        |
| EZPass Operating Expense                      | 928,106            | 86,340                       | 396,584                     | 0               | 531,521                        |
| <b>TOTAL</b>                                  | <b>\$5,705,020</b> | <b>\$525,101</b>             | <b>\$2,435,159</b>          | <b>\$52,717</b> | <b>\$3,217,144</b>             |

**Delaware River Joint Toll Bridge Commission**  
**Budget vs Actual**  
**For the Five Months Ending May 31, 2015**

**NEW HOPE - LAMBERTVILLE TOLL BRIDGE**

|   | <b>Budget<br/>2015</b> | <b>Expended<br/>For The<br/>Month</b> | <b>Expended<br/>Year To<br/>Date</b> | <b>Encumbered</b> | <b>Budget<br/>Remaining<br/>Balance</b> |
|---|------------------------|---------------------------------------|--------------------------------------|-------------------|---|
| Regular Employee Salaries                     | \$973,173              | \$107,374                             | \$395,051                            | \$0               | \$578,122                               |
| Part-Time Employee Wages                      | 12,000                 | 0                                     | 416                                  | 0                 | 11,584                                  |
| Summer Employee Wages                         | 3,296                  | 0                                     | 0                                    | 0                 | 3,296                                   |
| Overtime Wages                                | 29,800                 | 1,170                                 | 18,777                               | 0                 | 11,023                                  |
| Pension Contributions                         | 212,129                | 22,040                                | 83,103                               | 0                 | 129,026                                 |
| FICA Contributions                            | 77,898                 | 8,225                                 | 33,399                               | 0                 | 44,498                                  |
| Regular Employee Healthcare Benefits          | 532,987                | 35,581                                | 232,186                              | 0                 | 300,801                                 |
| Life Insurance Benefits                       | 7,836                  | 706                                   | 3,463                                | 0                 | 4,373                                   |
| Utility Expense                               | 151,990                | 270                                   | 54,047                               | 0                 | 97,943                                  |
| Office Expense                                | 2,425                  | 104                                   | 560                                  | 176               | 1,689                                   |
| Telecommunication Expense                     | 48,862                 | 2,491                                 | 18,038                               | 0                 | 30,824                                  |
| Information Technology Expense                | 7,900                  | 0                                     | 0                                    | 0                 | 7,900                                   |
| Professional Development/Meetings/Memberships | 2,120                  | 0                                     | 125                                  | 0                 | 1,995                                   |
| Vehicle Maintenance Expense and Fuel          | 66,760                 | (1,239)                               | 23,215                               | 2,620             | 40,926                                  |
| Operations Maintenance Expense                | 141,885                | 4,423                                 | 68,428                               | 23,604            | 49,853                                  |
| Toll Collection Expense                       | 6,200                  | 558                                   | 2,402                                | 622               | 3,176                                   |
| Uniform Expense                               | 3,000                  | 0                                     | 375                                  | 0                 | 2,625                                   |
| Business Insurance                            | 266,510                | 21,563                                | 105,961                              | 0                 | 160,549                                 |
| Licenses & Inspections Expense                | 240                    | 0                                     | 195                                  | 0                 | 45                                      |
| State Police Bridge Security                  | 164,743                | 13,189                                | 66,225                               | 0                 | 98,518                                  |
| EZPass Equipment/Maintenance                  | 147,537                | 11,172                                | 56,601                               | 7,605             | 83,330                                  |
| EZPass Operating Expense                      | 271,132                | 25,219                                | 115,844                              | 0                 | 155,288                                 |
| <b>TOTAL</b>                                  | <b>\$3,130,423</b>     | <b>\$252,847</b>                      | <b>\$1,278,412</b>                   | <b>\$34,626</b>   | <b>\$1,817,384</b>                      |

**Delaware River Joint Toll Bridge Commission**  
**Budget vs Actual**  
**For the Five Months Ending May 31, 2015**

**INTERSTATE - 78 TOLL BRIDGE**

|   | Budget<br>2015     | Expended<br>For The<br>Month | Expended<br>Year To<br>Date | Encumbered      | Budget<br>Remaining<br>Balance |
|---|--------------------|------------------------------|-----------------------------|-----------------|--------------------------------|
| Regular Employee Salaries                     | \$2,231,654        | \$252,315                    | \$930,202                   | \$0             | \$1,301,452                    |
| Part-Time Employee Wages                      | 80,000             | 3,657                        | 18,159                      | 0               | 61,841                         |
| Summer Employee Wages                         | 16,400             | 0                            | 0                           | 0               | 16,400                         |
| Overtime Wages                                | 47,900             | 1,759                        | 43,455                      | 0               | 4,445                          |
| Pension Contributions                         | 482,105            | 45,164                       | 170,294                     | 0               | 311,811                        |
| FICA Contributions                            | 181,968            | 19,536                       | 76,268                      | 0               | 105,700                        |
| Regular Employee Healthcare Benefits          | 1,190,240          | 80,147                       | 514,978                     | 0               | 675,262                        |
| Life Insurance Benefits                       | 17,666             | 1,615                        | 8,130                       | 0               | 9,536                          |
| Utility Expense                               | 122,000            | (745)                        | 48,333                      | 0               | 73,667                         |
| Office Expense                                | 6,430              | 269                          | 1,737                       | 523             | 4,170                          |
| Telecommunication Expense                     | 55,500             | 2,644                        | 16,909                      | 0               | 38,591                         |
| Information Technology Expense                | 4,000              | 0                            | 0                           | 0               | 4,000                          |
| Professional Development/Meetings/Memberships | 5,200              | 2,216                        | 2,745                       | 0               | 2,455                          |
| Vehicle Maintenance Expense and Fuel          | 74,500             | (1,570)                      | 23,942                      | 0               | 50,558                         |
| Operations Maintenance Expense                | 194,722            | 7,936                        | 153,668                     | 37,056          | 3,998                          |
| Toll Collection Expense                       | 11,300             | 481                          | 2,658                       | 1,428           | 7,214                          |
| Uniform Expense                               | 21,000             | 32                           | 1,220                       | 18,243          | 1,538                          |
| Business Insurance                            | 470,600            | 38,869                       | 186,690                     | 0               | 283,910                        |
| Licenses & Inspections Expense                | 1,000              | 60                           | 542                         | 0               | 458                            |
| State Police Bridge Security                  | 886,799            | 70,993                       | 356,483                     | 0               | 530,315                        |
| EZPass Equipment/Maintenance                  | 221,305            | 19,504                       | 101,372                     | 11,408          | 108,525                        |
| EZPass Operating Expense                      | 1,415,508          | 131,661                      | 604,792                     | 0               | 810,717                        |
| <b>TOTAL</b>                                  | <b>\$7,737,796</b> | <b>\$676,542</b>             | <b>\$3,262,576</b>          | <b>\$68,657</b> | <b>\$4,406,563</b>             |

**Delaware River Joint Toll Bridge Commission**  
**Budget vs Actual**  
**For the Five Months Ending May 31, 2015**

**EASTON - PHILLIPSBURG TOLL BRIDGE**

|   | Budget<br>2015     | Expended<br>For The<br>Month | Expended<br>Year To<br>Date | Encumbered      | Budget<br>Remaining<br>Balance |
|---|--------------------|------------------------------|-----------------------------|-----------------|--------------------------------|
| Regular Employee Salaries                     | \$1,590,816        | \$186,349                    | \$687,537                   | \$0             | \$903,279                      |
| Part-Time Employee Wages                      | 86,000             | 14,594                       | 58,693                      | 0               | 27,307                         |
| Summer Employee Wages                         | 24,300             | 0                            | 0                           | 0               | 24,300                         |
| Overtime Wages                                | 35,000             | 1,139                        | 28,107                      | 0               | 6,893                          |
| Pension Contributions                         | 343,860            | 38,339                       | 144,560                     | 0               | 199,300                        |
| FICA Contributions                            | 132,813            | 15,340                       | 57,703                      | 0               | 75,110                         |
| Regular Employee Healthcare Benefits          | 812,918            | 54,195                       | 350,538                     | 0               | 462,380                        |
| Life Insurance Benefits                       | 12,788             | 1,125                        | 5,570                       | 0               | 7,218                          |
| Utility Expense                               | 137,000            | 5,379                        | 47,349                      | 0               | 89,651                         |
| Office Expense                                | 5,200              | 411                          | 1,467                       | 153             | 3,579                          |
| Telecommunication Expense                     | 71,500             | 3,554                        | 23,624                      | 10,642          | 37,235                         |
| Information Technology Expense                | 2,200              | 0                            | 0                           | 0               | 2,200                          |
| Professional Development/Meetings/Memberships | 4,500              | 2,890                        | 3,859                       | 0               | 641                            |
| Vehicle Maintenance Expense and Fuel          | 52,800             | 43                           | 11,486                      | 7,382           | 33,932                         |
| Operations Maintenance Expense                | 128,354            | 5,823                        | 71,056                      | 15,375          | 41,923                         |
| Toll Collection Expense                       | 12,500             | 1,146                        | 4,222                       | 1,821           | 6,457                          |
| Uniform Expense                               | 6,000              | 175                          | 1,363                       | 1,205           | 3,432                          |
| Business Insurance                            | 181,735            | 15,770                       | 74,328                      | 0               | 107,407                        |
| Licenses & Inspections Expense                | 1,600              | 0                            | 119                         | 0               | 1,481                          |
| State Police Bridge Security                  | 420,721            | 33,681                       | 169,125                     | 0               | 251,596                        |
| EZPass Equipment/Maintenance                  | 184,421            | 13,918                       | 71,446                      | 9,509           | 103,465                        |
| EZPass Operating Expense                      | 594,405            | 55,330                       | 254,088                     | 0               | 340,316                        |
| <b>TOTAL</b>                                  | <b>\$4,841,430</b> | <b>\$449,201</b>             | <b>\$2,066,241</b>          | <b>\$46,087</b> | <b>\$2,729,102</b>             |

**Delaware River Joint Toll Bridge Commission**  
**Budget vs Actual**  
**For the Five Months Ending May 31, 2015**

**PORTLAND - COLUMBIA TOLL BRIDGE**

|   | Budget<br>2015     | Expended<br>For The<br>Month | Expended<br>Year To<br>Date | Encumbered      | Budget<br>Remaining<br>Balance |
|---|--------------------|------------------------------|-----------------------------|-----------------|--------------------------------|
| Regular Employee Salaries                     | \$740,162          | \$86,083                     | \$318,219                   | \$0             | \$421,943                      |
| Part-Tiime Employee Wages                     | 22,000             | 3,728                        | 10,996                      | 0               | 11,004                         |
| Summer Employee Wages                         | 13,655             | 0                            | 0                           | 0               | 13,655                         |
| Overtime Wages                                | 20,945             | 351                          | 22,952                      | 0               | (2,007)                        |
| Pension Contributions                         | 160,974            | 16,741                       | 63,122                      | 0               | 97,852                         |
| FICA Contributions                            | 60,952             | 6,848                        | 25,798                      | 0               | 35,155                         |
| Regular Employee Healthcare Benefits          | 379,864            | 25,591                       | 162,854                     | 0               | 217,010                        |
| Life Insurance Benefits                       | 5,955              | 390                          | 2,048                       | 0               | 3,907                          |
| Utility Expense                               | 68,520             | 2,670                        | 24,503                      | 0               | 44,017                         |
| Office Expense                                | 3,373              | 163                          | 837                         | 320             | 2,215                          |
| Telecommunication Expense                     | 37,384             | 1,715                        | 13,946                      | 0               | 23,439                         |
| Information Technology Expense                | 2,400              | 0                            | 0                           | 0               | 2,400                          |
| Professional Development/Meetings/Memberships | 1,200              | 22                           | 144                         | 0               | 1,056                          |
| Vehicle Maintenance Expense and Fuel          | 25,804             | 358                          | 10,929                      | 0               | 14,875                         |
| Operations Maintenance Expense                | 72,095             | 1,023                        | 50,285                      | 6,654           | 15,156                         |
| Toll Collection Expense                       | 8,036              | 1,150                        | 1,367                       | 1,022           | 5,648                          |
| Uniform Expense                               | 5,000              | 678                          | 1,612                       | 450             | 2,938                          |
| Business Insurance                            | 140,389            | 11,591                       | 55,964                      | 0               | 84,425                         |
| Licenses & Inspections Expense                | 600                | 0                            | 721                         | 0               | (121)                          |
| State Police Bridge Security                  | 97,491             | 7,805                        | 39,190                      | 0               | 58,300                         |
| EZPass Equipment/Maintenance                  | 110,652            | 8,332                        | 42,057                      | 5,707           | 62,889                         |
| EZPass Operating Expense                      | 128,765            | 11,985                       | 55,040                      | 0               | 73,725                         |
| <b>TOTAL</b>                                  | <b>\$2,106,217</b> | <b>\$187,226</b>             | <b>\$902,583</b>            | <b>\$14,152</b> | <b>\$1,189,481</b>             |

**Delaware River Joint Toll Bridge Commission**  
**Budget vs Actual**  
**For the Five Months Ending May 31, 2015**

**DELAWARE WATER GAP TOLL BRIDGE**

|   | <b>Budget<br/>2015</b> | <b>Expended<br/>For The<br/>Month</b> | <b>Expended<br/>Year To<br/>Date</b> | <b>Encumbered</b> | <b>Budget<br/>Remaining<br/>Balance</b> |
|---|------------------------|---------------------------------------|--------------------------------------|-------------------|---|
| Regular Employee Salaries                     | \$2,223,319            | \$255,716                             | \$966,008                            | \$0               | \$1,257,311                             |
| Part-Time Employee Wages                      | 110,000                | 11,786                                | 41,172                               | 0                 | 68,828                                  |
| Summer Employee Wages                         | 8,200                  | 0                                     | 0                                    | 0                 | 8,200                                   |
| Overtime Wages                                | 37,230                 | 1,296                                 | 41,182                               | 0                 | (3,952)                                 |
| Pension Contributions                         | 478,106                | 53,996                                | 203,596                              | 0                 | 274,511                                 |
| FICA Contributions                            | 181,974                | 20,435                                | 80,936                               | 0                 | 101,038                                 |
| Regular Employee Healthcare Benefits          | 1,215,565              | 80,615                                | 523,682                              | 0                 | 691,883                                 |
| Life Insurance Benefits                       | 17,857                 | 1,681                                 | 8,605                                | 0                 | 9,252                                   |
| Utility Expense                               | 92,400                 | 2,220                                 | 30,518                               | 0                 | 61,882                                  |
| Office Expense                                | 5,649                  | 312                                   | 1,778                                | 665               | 3,207                                   |
| Telecommunication Expense                     | 46,336                 | 2,078                                 | 15,914                               | 0                 | 30,422                                  |
| Information Technology Expense                | 2,400                  | 0                                     | 0                                    | 0                 | 2,400                                   |
| Professional Development/Meetings/Memberships | 2,000                  | 549                                   | 916                                  | 0                 | 1,084                                   |
| Vehicle Maintenance Expense and Fuel          | 66,574                 | (916)                                 | 18,698                               | 2,661             | 45,215                                  |
| Operations Maintenance Expense                | 119,270                | 3,382                                 | 81,861                               | 10,087            | 27,322                                  |
| Toll Collection Expense                       | 8,138                  | 1,324                                 | 3,583                                | 968               | 3,586                                   |
| Uniform Expense                               | 10,500                 | 383                                   | 3,291                                | 122               | 7,087                                   |
| Business Insurance                            | 389,107                | 32,580                                | 155,951                              | 0                 | 233,156                                 |
| Licenses & Inspections Expense                | 1,000                  | 44                                    | 413                                  | 0                 | 587                                     |
| State Police Bridge Security                  | 692,339                | 56,187                                | 279,075                              | 0                 | 413,264                                 |
| EZPass Equipment/Maintenance                  | 221,305                | 19,504                                | 100,500                              | 11,395            | 109,409                                 |
| EZPass Operating Expense                      | 1,062,765              | 98,858                                | 454,098                              | 0                 | 608,667                                 |
| <b>TOTAL</b>                                  | <b>\$6,992,034</b>     | <b>\$642,031</b>                      | <b>\$3,011,775</b>                   | <b>\$25,899</b>   | <b>\$3,954,361</b>                      |

**Delaware River Joint Toll Bridge Commission**  
**Budget vs Actual**  
**For the Five Months Ending May 31, 2015**

**MILFORD - MONTAGUE TOLL BRIDGE**

|   | Budget<br>2015     | Expended<br>For The<br>Month | Expended<br>Year To<br>Date | Encumbered      | Budget<br>Remaining<br>Balance |
|---|--------------------|------------------------------|-----------------------------|-----------------|--------------------------------|
| Regular Employee Salaries                     | \$723,211          | \$79,123                     | \$295,560                   | \$0             | \$427,651                      |
| Part-Time Employee Wages                      | 18,500             | 5,106                        | 16,008                      | 0               | 2,492                          |
| Summer Employee Wages                         | 13,655             | 0                            | 0                           | 0               | 13,655                         |
| Overtime Wages                                | 24,250             | 1,028                        | 20,492                      | 0               | 3,758                          |
| Pension Contributions                         | 158,088            | 17,664                       | 66,604                      | 0               | 91,484                         |
| FICA Contributions                            | 59,641             | 6,475                        | 25,102                      | 0               | 34,539                         |
| Regular Employee Healthcare Benefits          | 379,864            | 25,502                       | 161,116                     | 0               | 218,747                        |
| Life Insurance Benefits                       | 5,817              | 454                          | 2,289                       | 0               | 3,528                          |
| Utility Expense                               | 57,050             | 3,425                        | 33,871                      | 0               | 23,179                         |
| Office Expense                                | 3,373              | 153                          | 1,158                       | 328             | 1,887                          |
| Telecommunication Expense                     | 30,292             | 1,733                        | 11,013                      | 0               | 19,280                         |
| Information Technology Expense                | 2,400              | 0                            | 0                           | 0               | 2,400                          |
| Professional Development/Meetings/Memberships | 1,200              | 0                            | 76                          | 0               | 1,124                          |
| Vehicle Maintenance Expense and Fuel          | 32,620             | 664                          | 13,403                      | 0               | 19,217                         |
| Operations Maintenance Expense                | 75,585             | 2,658                        | 53,902                      | 5,308           | 16,374                         |
| Toll Collection Expense                       | 5,445              | 291                          | 1,257                       | 594             | 3,594                          |
| Uniform Expense                               | 5,000              | 311                          | 1,147                       | 560             | 3,293                          |
| Business Insurance                            | 109,290            | 9,625                        | 45,492                      | 0               | 63,798                         |
| Licenses & Inspections Expense                | 500                | 0                            | 42                          | 0               | 458                            |
| State Police Bridge Security                  | 86,021             | 6,886                        | 34,579                      | 0               | 51,442                         |
| EZPass Equipment/Maintenance                  | 110,652            | 8,332                        | 42,031                      | 5,707           | 62,914                         |
| EZPass Operating Expense                      | 133,299            | 12,401                       | 56,960                      | 0               | 76,339                         |
| <b>TOTAL</b>                                  | <b>\$2,035,755</b> | <b>\$181,830</b>             | <b>\$882,103</b>            | <b>\$12,497</b> | <b>\$1,141,155</b>             |

**Delaware River Joint Toll Bridge Commission**  
**Budget vs Actual**  
**For the Five Months Ending May 31, 2015**

**SOUTHERN DIVISION TOLL SUPPORTED BRIDGES**

|   | <b>Budget<br/>2015</b> | <b>Expended<br/>For The<br/>Month</b> | <b>Expended<br/>Year To<br/>Date</b> | <b>Encumbered</b> | <b>Budget<br/>Remaining<br/>Balance</b> |
|---|------------------------|---------------------------------------|--------------------------------------|-------------------|---|
| Regular Employee Salaries                     | \$1,926,230            | \$210,070                             | \$781,421                            | \$0               | \$1,144,809                             |
| Overtime Wages                                | 54,320                 | 1,832                                 | 34,887                               | 0                 | 19,433                                  |
| Pension Contributions                         | 418,886                | 37,255                                | 140,473                              | 0                 | 278,413                                 |
| FICA Contributions                            | 151,512                | 16,073                                | 57,079                               | 0                 | 94,433                                  |
| Regular Employee Healthcare Benefits          | 1,064,796              | 70,927                                | 420,938                              | 0                 | 643,858                                 |
| Life Insurance Benefits                       | 15,505                 | 1,211                                 | 6,082                                | 0                 | 9,423                                   |
| Utility Expense                               | 65,740                 | 4,037                                 | 26,174                               | 0                 | 39,566                                  |
| Telecommunication Expense                     | 8,100                  | 590                                   | 2,970                                | 0                 | 5,130                                   |
| Professional Development/Meetings/Memberships | 2,250                  | 0                                     | 0                                    | 0                 | 2,250                                   |
| Vehicle Maintenance Expense and Fuel          | 14,300                 | 837                                   | 1,191                                | 0                 | 13,109                                  |
| Operations Maintenance Expense                | 85,450                 | 6,577                                 | 10,183                               | 17,051            | 58,216                                  |
| Uniform Expense                               | 12,200                 | 0                                     | 358                                  | 0                 | 11,842                                  |
| Business Insurance                            | 480,383                | 39,095                                | 189,280                              | 0                 | 291,104                                 |
| Licenses & Inspections Expense                | 900                    | 0                                     | 325                                  | 0                 | 575                                     |
| State Police Bridge Security                  | 1,610,418              | 128,922                               | 647,370                              | 0                 | 963,048                                 |
| <b>TOTAL</b>                                  | <b>\$5,910,992</b>     | <b>\$517,427</b>                      | <b>\$2,318,731</b>                   | <b>\$17,051</b>   | <b>\$3,575,209</b>                      |

**Delaware River Joint Toll Bridge Commission**  
**Budget vs Actual**  
**For the Five Months Ending May 31, 2015**

**NORTHERN DIVISION TOLL SUPPORTED BRIDGES**

|   | <b>Budget<br/>2015</b> | <b>Expended<br/>For The<br/>Month</b> | <b>Expended<br/>Year To<br/>Date</b> | <b>Encumbered</b> | <b>Budget<br/>Remaining<br/>Balance</b> |
|---|------------------------|---------------------------------------|--------------------------------------|-------------------|---|
| Regular Employee Salaries                     | \$1,556,452            | \$171,031                             | \$662,481                            | \$0               | \$893,971                               |
| Overtime Wages                                | 51,192                 | 2,111                                 | 24,950                               | 0                 | 26,242                                  |
| Pension Contributions                         | 316,965                | 31,594                                | 119,130                              | 0                 | 197,836                                 |
| FICA Contributions                            | 121,401                | 13,100                                | 52,045                               | 0                 | 69,356                                  |
| Regular Employee Healthcare Benefits          | 835,701                | 55,651                                | 371,912                              | 0                 | 463,789                                 |
| Life Insurance Benefits                       | 11,455                 | 1,001                                 | 5,153                                | 0                 | 6,302                                   |
| Utility Expense                               | 54,391                 | 1,411                                 | 15,058                               | 0                 | 39,333                                  |
| Office Expense                                | 1,000                  | 140                                   | 140                                  | 0                 | 860                                     |
| Telecommunication Expense                     | 20,900                 | 436                                   | 3,530                                | 0                 | 17,370                                  |
| Professional Development/Meetings/Memberships | 1,100                  | 0                                     | 0                                    | 0                 | 1,100                                   |
| Vehicle Maintenance Expense and Fuel          | 3,320                  | 0                                     | 1,151                                | 0                 | 2,169                                   |
| Operations Maintenance Expense                | 40,000                 | 3,963                                 | 12,866                               | 10,104            | 17,030                                  |
| Uniform Expense                               | 5,300                  | 0                                     | 120                                  | 0                 | 5,180                                   |
| Business Insurance                            | 192,326                | 16,426                                | 77,717                               | 0                 | 114,609                                 |
| Licenses & Inspections Expense                | 630                    | 0                                     | 218                                  | 0                 | 412                                     |
| State Police Bridge Security                  | 493,187                | 39,482                                | 198,256                              | 0                 | 294,931                                 |
| <b>TOTAL</b>                                  | <b>\$3,705,321</b>     | <b>\$336,347</b>                      | <b>\$1,544,728</b>                   | <b>\$10,104</b>   | <b>\$2,150,489</b>                      |

**DELAWARE RIVER JOINT TOLL BRIDGE COMMISSION SYSTEM**  
**STATEMENT OF REVENUE AND EXPENSES FOR THE FIVE MONTHS ENDED MAY 31, 2015**

|  | T-M                 | NH-L                | I-78                 | E-P                 | P-C                 | DWG                  | M-M                 | SDTS                  | NDTS                  | ADM                    | TOTAL<br>2015          | % of<br>Revenue | TOTAL<br>2014          | % of<br>Revenue |
|--|---------------------|---------------------|----------------------|---------------------|---------------------|----------------------|---------------------|-----------------------|-----------------------|------------------------|------------------------|-----------------|------------------------|-----------------|
| <b>TOLL REVENUE</b>                      |                     |                     |                      |                     |                     |                      |                     |                       |                       |                        |                        |                 |                        |                 |
| Net Toll Revenue                         | 6,195,661           | 1,190,552           | 23,469,964           | 3,464,084           | 878,298             | 12,634,596           | 581,942             | -                     | -                     | -                      | 48,415,097             |                 | 46,131,479             |                 |
| EZPass Fee                               | 79,135              | 22,976              | 118,024              | 53,831              | 11,022              | 91,671               | 11,449              | -                     | -                     | -                      | 388,109                |                 | 364,581                |                 |
| Net Violation Fee Income                 | 8,637               | 31,415              | 396,034              | 47,879              | (8,617)             | 233,040              | 17,728              | -                     | -                     | -                      | 726,117                |                 | 342,363                |                 |
| <b>REVENUE FROM TOLL ACTIVITY</b>        | <b>\$ 6,283,434</b> | <b>\$ 1,244,943</b> | <b>\$ 23,984,022</b> | <b>\$ 3,565,794</b> | <b>\$ 880,703</b>   | <b>\$ 12,959,307</b> | <b>\$ 611,119</b>   | <b>\$ -</b>           | <b>\$ -</b>           | <b>\$ -</b>            | <b>\$ 49,529,323</b>   |                 | <b>\$ 46,838,423</b>   |                 |
| <b>OPERATING EXPENSE</b>                 |                     |                     |                      |                     |                     |                      |                     |                       |                       |                        |                        |                 |                        |                 |
| Regular Employee Salaries                | 663,166             | 395,051             | 930,202              | 687,537             | 318,219             | 966,008              | 295,560             | 781,421               | 662,481               | 1,959,829              | 7,659,475              | 15.46%          | 7,270,584              | 15.52%          |
| Part-Time Employee Wages                 | 27,543              | 416                 | 18,159               | 58,693              | 10,996              | 41,172               | 16,008              | -                     | -                     | -                      | 172,787                | 0.35%           | 213,879                | 0.46%           |
| Summer Employee Wages                    | -                   | -                   | -                    | -                   | -                   | -                    | -                   | -                     | -                     | -                      | -                      | 0.00%           | 1,632                  | 0.00%           |
| Overtime Wages                           | 22,767              | 18,777              | 43,455               | 28,107              | 22,952              | 41,182               | 20,492              | 34,887                | 24,950                | 7,111                  | 284,679                | 0.53%           | 211,088                | 0.45%           |
| Pension Contributions                    | 133,359             | 83,103              | 170,294              | 144,560             | 63,122              | 203,596              | 66,604              | 140,473               | 119,130               | 389,480                | 1,513,721              | 3.06%           | 1,139,453              | 2.41%           |
| FICA Contributions                       | 56,942              | 33,399              | 76,268               | 57,703              | 25,798              | 80,936               | 25,102              | 57,079                | 52,045                | 182,829                | 648,100                | 1.31%           | 611,001                | 1.30%           |
| Regular Employee Healthcare Benefits     | 383,940             | 232,186             | 514,978              | 350,538             | 162,854             | 523,682              | 161,116             | 430,938               | 371,912               | 779,635                | 3,901,779              | 7.88%           | 3,182,773              | 6.80%           |
| Life Insurance Benefits                  | 6,198               | 3,463               | 8,120                | 5,570               | 2,048               | 8,605                | 2,289               | 6,082                 | 5,153                 | 19,067                 | 66,606                 | 0.13%           | 45,846                 | 0.10%           |
| Unemployment Compensation Benefits       | -                   | -                   | -                    | -                   | -                   | -                    | -                   | -                     | -                     | 10,198                 | 10,198                 | 0.02%           | 2,572                  | 0.01%           |
| Retirees Expense                         | -                   | -                   | -                    | -                   | -                   | -                    | -                   | -                     | -                     | -                      | -                      | 0.00%           | 1,100,000              | 2.35%           |
| Utility Expense                          | 64,728              | 54,047              | 48,533               | 47,349              | 24,203              | 30,518               | 33,871              | 26,174                | 15,058                | -                      | 344,582                | 0.70%           | 387,050                | 0.83%           |
| Office Expense                           | 1,998               | 560                 | 1,737                | 1,467               | 837                 | 1,158                | 1,158               | -                     | 140                   | 63,126                 | 72,800                 | 0.15%           | 83,663                 | 0.18%           |
| Telecommunication Expense                | 21,018              | 18,038              | 16,909               | 23,624              | 13,946              | 15,914               | 11,013              | 2,970                 | 3,530                 | 90,813                 | 217,774                | 0.44%           | 242,573                | 0.52%           |
| Information Technology Expense           | -                   | -                   | -                    | -                   | -                   | -                    | -                   | -                     | -                     | -                      | 178,772                | 0.36%           | 104,537                | 0.23%           |
| Professional Development/Meetings/Member | 357                 | 125                 | 2,745                | 3,859               | 144                 | 916                  | 76                  | -                     | -                     | 64,080                 | 72,301                 | 0.15%           | 55,369                 | 0.12%           |
| Vehicle Maintenance Expense and Fuel     | 29,135              | 23,215              | 23,942               | 11,486              | 10,929              | 18,698               | 13,403              | 1,191                 | 1,151                 | 337                    | 133,486                | 0.27%           | 190,955                | 0.41%           |
| Operations Maintenance Expense           | 88,135              | 68,428              | 153,668              | 71,056              | 50,285              | 81,861               | 53,902              | 10,183                | 12,866                | 590,386                | 1,199,386              | 2.41%           | 370,649                | 0.79%           |
| EES Operating Maintenance Expense        | -                   | -                   | -                    | -                   | -                   | -                    | -                   | -                     | -                     | 487,867                | 487,867                | 0.99%           | 402,494                | 0.86%           |
| Commission Expense                       | -                   | -                   | -                    | -                   | -                   | -                    | -                   | -                     | -                     | 5,019                  | 5,019                  | 0.01%           | 5,140                  | 0.01%           |
| Toll Collection Expense                  | 4,502               | 2,402               | 2,658                | 4,222               | 1,367               | 3,583                | 1,257               | -                     | -                     | -                      | 19,991                 | 0.04%           | 15,439                 | 0.03%           |
| Uniform Expense                          | 5,559               | 375                 | 1,220                | 1,363               | 1,612               | 3,291                | 1,147               | 358                   | 120                   | 1,559                  | 16,604                 | 0.03%           | 7,180                  | 0.02%           |
| Business Insurance                       | 150,936             | 105,961             | 186,690              | 74,328              | 55,964              | 155,951              | 45,492              | 189,280               | 77,117                | 82,978                 | 1,125,296              | 2.27%           | 1,141,136              | 2.44%           |
| Licenses & Inspections Expense           | 130                 | 195                 | 542                  | 119                 | 721                 | 413                  | 42                  | 325                   | 218                   | -                      | 2,705                  | 0.01%           | 1,374                  | 0.00%           |
| Advertising                              | -                   | -                   | -                    | -                   | -                   | -                    | -                   | -                     | -                     | 849                    | 849                    | 0.00%           | 3,309                  | 0.01%           |
| Professional Services                    | -                   | -                   | -                    | -                   | -                   | -                    | -                   | -                     | -                     | 259,647                | 259,647                | 0.52%           | 544,989                | 1.16%           |
| State Police Bridge Security             | 306,186             | 66,225              | 356,483              | 169,125             | 39,190              | 279,075              | 34,579              | 647,370               | 198,256               | -                      | 2,096,489              | 4.23%           | 1,794,448              | 3.83%           |
| EZPass Equipment/Maintenance             | 72,176              | 56,601              | 101,372              | 71,446              | 42,057              | 100,500              | 42,031              | -                     | -                     | -                      | 486,184                | 0.98%           | 355,305                | 0.76%           |
| General Contingency                      | -                   | -                   | -                    | -                   | -                   | -                    | -                   | -                     | -                     | -                      | -                      | 0.00%           | 2,213                  | 0.00%           |
| EZPass Operating Expense                 | 396,584             | 115,844             | 604,792              | 254,088             | 55,040              | 454,098              | 56,960              | -                     | -                     | -                      | 1,937,406              | 3.91%           | 1,823,304              | 3.89%           |
| <b>TOTAL OP., MAINT., &amp; ADM</b>      | <b>\$ 2,435,159</b> | <b>\$ 1,278,412</b> | <b>\$ 3,262,576</b>  | <b>\$ 2,066,241</b> | <b>\$ 902,583</b>   | <b>\$ 3,011,775</b>  | <b>\$ 882,103</b>   | <b>\$ 2,318,731</b>   | <b>\$ 1,544,728</b>   | <b>\$ 4,583,195</b>    | <b>\$ 22,285,504</b>   | <b>44.99%</b>   | <b>\$ 21,303,954</b>   | <b>45.48%</b>   |
| <b>NET OPERATING REVENUE</b>             | <b>\$ 3,848,275</b> | <b>\$ (33,469)</b>  | <b>\$ 20,721,446</b> | <b>\$ 1,499,553</b> | <b>\$ (21,880)</b>  | <b>\$ 9,947,532</b>  | <b>\$ (270,984)</b> | <b>\$ (2,318,731)</b> | <b>\$ (1,544,728)</b> | <b>\$ (4,383,195)</b>  | <b>\$ 27,243,819</b>   | <b>55.01%</b>   | <b>\$ 25,534,469</b>   | <b>54.52%</b>   |
| <b>OTHER OPERATING INC/EXP</b>           |                     |                     |                      |                     |                     |                      |                     |                       |                       |                        |                        |                 |                        |                 |
| Other Operating Income                   | -                   | -                   | 626                  | 57                  | -                   | -                    | -                   | -                     | -                     | 150,999                | 151,681                | 0.31%           | 168,856                | 0.36%           |
| <b>TOTAL OTHER OPERATING INC</b>         | <b>\$ -</b>         | <b>\$ -</b>         | <b>\$ 626</b>        | <b>\$ 57</b>        | <b>\$ -</b>         | <b>\$ -</b>          | <b>\$ -</b>         | <b>\$ -</b>           | <b>\$ -</b>           | <b>\$ 150,999</b>      | <b>\$ 151,681</b>      | <b>0.31%</b>    | <b>\$ 168,856</b>      | <b>0.36%</b>    |
| Administration Allocated Expense         | (536,296)           | (315,572)           | (741,506)            | (504,827)           | (236,679)           | (757,019)            | (220,723)           | (630,702)             | (488,871)             | 4,432,197              | -                      | -               | -                      | -               |
| <b>NET OPERATING INC</b>                 | <b>\$ 3,311,979</b> | <b>\$ (349,042)</b> | <b>\$ 19,980,566</b> | <b>\$ 994,783</b>   | <b>\$ (238,559)</b> | <b>\$ 9,190,513</b>  | <b>\$ (491,708)</b> | <b>\$ (2,949,433)</b> | <b>\$ (2,033,599)</b> | <b>\$ 4,835,000</b>    | <b>\$ 27,395,500</b>   | <b>55.31%</b>   | <b>\$ 25,703,325</b>   | <b>54.88%</b>   |
| <b>NON-OPERATING REV/EXP</b>             |                     |                     |                      |                     |                     |                      |                     |                       |                       |                        |                        |                 |                        |                 |
| Interest Revenue                         | -                   | -                   | -                    | -                   | -                   | -                    | -                   | -                     | -                     | -                      | 432,857                | 0.87%           | 434,097                | 0.93%           |
| Other Non-Operating Revenue              | -                   | -                   | -                    | -                   | -                   | -                    | -                   | -                     | -                     | -                      | 5,292                  | -0.01%          | -                      | 0.00%           |
| Emergency Repair                         | -                   | -                   | -                    | -                   | -                   | -                    | -                   | -                     | -                     | -                      | -                      | 0.00%           | -                      | 0.00%           |
| Interest Expense                         | -                   | -                   | -                    | -                   | -                   | -                    | -                   | -                     | -                     | -                      | (6,885,340)            | -13.90%         | (6,427,688)            | -13.72%         |
| Depreciation Expense                     | -                   | -                   | -                    | -                   | -                   | -                    | -                   | -                     | -                     | -                      | (6,757,572)            | -13.60%         | (5,848,683)            | -12.49%         |
| OPEB Amort Expense                       | -                   | -                   | -                    | -                   | -                   | -                    | -                   | -                     | -                     | -                      | -                      | 0.00%           | -                      | 0.00%           |
| <b>TOTAL NON-OPERATING REV/EXP</b>       | <b>-</b>            | <b>-</b>            | <b>-</b>             | <b>-</b>            | <b>-</b>            | <b>-</b>             | <b>-</b>            | <b>-</b>              | <b>-</b>              | <b>\$ (13,184,763)</b> | <b>\$ (11,842,273)</b> | <b>26.62%</b>   | <b>\$ (11,842,273)</b> | <b>25.28%</b>   |
| <b>CHANGE IN NET ASSETS</b>              |                     |                     |                      |                     |                     |                      |                     |                       |                       |                        | <b>\$ 14,210,737</b>   | <b>28.69%</b>   | <b>\$ 13,861,052</b>   | <b>29.59%</b>   |

# **DELAWARE RIVER JOINT TOLL BRIDGE COMMISSION**

**Meeting of June 29, 2015**

## **ADMINISTRATION**

The following Pages reflect the reports on those items assigned to the Administration Department. Each item is reported separately and page numbered accordingly.

\*\*\*

\*\*\*

**DELAWARE RIVER JOINT TOLL BRIDGE COMMISSION**

**Meeting of June 29, 2015**

**PURCHASING REPORT INDEX**

**MONTH OF MAY 2015**

| SUBJECT    | DESCRIPTION   | PAGE<br>NUMBER |
|------------|---|----------------|
| Purchasing | Monthly Purchasing Report Covering the Month of<br>May, 2015  | 1-5            |
| Purchasing | Supplemental Monthly Purchase Report Lessors,<br>Maintenance and Service Contracts Expiring Between<br>July 2015 and September 2015 | 6-7            |

# **DELAWARE RIVER JOINT TOLL BRIDGE COMMISSION**

**Meeting of June 29, 2015**

## **MONTHLY PURCHASING REPORT**

**MAY 2015**

This report itemizes all orders for purchases made for the month of May 2015, showing the divisions chargeable for the expense and the source of authority for issuance of the purchase order. This authority is broken into three categories:

- (1) By authority of the Commission
- (2) By authority of the Executive Director or his designate
- (3) By authority of the Superintendent

The purchasing activities for the month culminated in the preparation and placement of 73 purchase orders in the total amount of \$744,439.49. To secure competitive prices on items being purchased, 73 price inquiries were sent out for 23 of the requisitions leading to purchase orders, an average of 3.17 per order ( $73/23 = 3.17$ ).

Procurements of over \$5,000.00 during the period of April 2015 are shown below:

- Six (6) Purchase Orders were let, in the total amount of \$371,843.06, for approved Capital vehicle purchases of seven (7) 4x4 pick-up trucks with plows for Commission operations.
- A Purchase Order was issued at the request of the IT Department, in the total amount of \$135,000.00, for the Commission's SAN System Upgrade.
- Five (5) Purchase Orders were let, in the total amount of \$93,405.90, for approved capital equipment purchases for Operations. These included two (2) skid loaders, two (2) landscape trailers and one (1) Zero Turn mower.
- A Purchase Order was issued, in the total amount of \$23,350.00, for the Sewage Pump Station upgrades at the Commission's I-78 facility.
- Two (2) Purchase Orders were let, in the total amount of \$18,840.20, for Maintenance and Toll Collector uniform needs at our I-78 Toll Bridge facility.

In addition to the practices employed incidental to purchase of materials, etc., from vendors on a direct basis, the Commission also purchases via direct utilization of the purchasing processes of the State of New Jersey, the Commonwealth of Pennsylvania and other joint purchasing arrangements.

**DELAWARE RIVER JOINT TOLL BRIDGE COMMISSION**  
**REPORT OF PURCHASING ACTIVITIES**

May 2015

| PO<br>Number | Vendor Name                                    | General Description           | Req Dept | Contract/Resolution/<br>Comment | ** BY AUTHORITY OF ** |          |             |
|--------------|--|-------------------------------|----------|---------------------------------|-----------------------|----------|-------------|
|              |  |                               |          |                                 | Commission            | Director | Dist. Supt. |
| 20150257     | GREEN POND NURSERY INC.                        | SCREENED TOPSOIL              | EP       |                                 |                       | 1,140.00 |             |
| 20150258     | WANTAGE EXCAVATING CO, INC.<br>CAPITAL RESERVE | SIDEWALK INSTALLATION PROJECT | MM       | FIN-02-12-14                    | 600.00                |          |             |
| 20150259     | HOME DEPOT<br>CAPITAL RESERVE                  | SIDEWALK INSTALLATION PROJECT | MM       | FIN-02-12-14                    | 986.00                |          |             |
| 20150260     | PIKE COUNTY CONCRETE<br>CAPITAL RESERVE        | SIDEWALK INSTALLATION PROJECT | MM       | FIN-02-12-14                    | 5,074.75              |          |             |
| 20150261     | 84 LUMBER<br>CAPITAL RESERVE                   | SIDEWALK INSTALLATION PROJECT | MM       | FIN-02-12-14                    | 397.49                |          |             |
| 20150262     | DINGMANS FERRY STONE<br>CAPITAL RESERVE        | SIDEWALK INSTALLATION PROJECT | MM       | FIN-02-12-14                    | 252.00                |          |             |
| 20150263     | CRAFT OIL CORP.                                | MOTOR OIL                     | TM       |                                 |                       | 881.78   |             |
| 20150264     | SAFELITE AUTOGLASS                             | WINDSHIELD REPLACEMENT        | EP       |                                 |                       | 356.85   |             |
| 20150265     | A & B WIPERS                                   | WIPING RAGS                   | EP       |                                 |                       | 531.25   |             |
| 20150266     | AIM EXTERMINATION                              | TERMITE TREATMENT             | EP       |                                 |                       | 500.00   |             |
| 20150267     | BOBCAT CO, GOVT. SALES<br>CAPITAL RESERVE      | BOBCAT COMPACT TRACK LOADER   | EP       | FIN-02-12-14                    | 65,525.92             |          |             |
| 20150268     | WIRELESS ELECTRONICS, INC.                     | RADIO INSTALLATION            | ESS      |                                 |                       | 450.00   |             |
| 20150269     | FRANK RYMON & SONS<br>CAPITAL RESERVE          | ZERO TURN MOWER               | EP       | FIN-02-12-14                    | 8,995.00              |          |             |
| 20150270     | BEST LINE EQUIPMENT<br>CAPITAL RESERVE         | SKID LOADER TRAILER           | EP       | FIN-02-12-14                    | 5,673.00              |          |             |
| 20150271     | ANTHEM PROPANE EXCHANGE                        | PROPANE ESS LOCATIONS         | ESS      |                                 |                       | 206.11   |             |
| 20150272     | INTEGRITY MECHANICAL INC.                      | HVAC REPAIRS                  | TM       |                                 |                       | 288.00   |             |
| 20150273     | CONTROLTEK                                     | TOLL COLLECTION SUPPLIES      | TM       |                                 |                       | 1,470.30 |             |
| 20150274     | CONTROLTEK                                     | TOLL COLLECTION SUPPLIES      | I78      |                                 |                       | 659.80   |             |

**DELAWARE RIVER JOINT TOLL BRIDGE COMMISSION  
REPORT OF PURCHASING ACTIVITIES**

May 2015

| PO<br>Number | Vendor Name                                       | General Description            | Req Dept | Contract/Resolution/<br>Comment | ** BY AUTHORITY OF ** |          |             |
|--------------|---|--------------------------------|----------|---------------------------------|-----------------------|----------|-------------|
|              |   |                                |          |                                 | Commission            | Director | Dist. Supt. |
| 20150275     | CONTROLTEK  | TOLL COLLECTION SUPPLIES       | EP       |                                 |                       | 562.00   |             |
| 20150276     | CONTROLTEK  | TOLL COLLECTION SUPPLIES       | DWG      |                                 |                       | 1,675.10 |             |
| 20150277     | CUMMINS-ALLISON CORPORATION                       | BANKING MACHINE PM/REPAIR      | EP       |                                 |                       | 726.70   |             |
| 20150278     | BEST LINE EQUIPMENT<br>CAPITAL RESERVE            | LANDSCAPE TRAILER              | NHL      | PA 4400011414                   | 6,450.86              |          |             |
| 20150279     | DELL MARKETING LP                                 | AIRWATCH MOBILE DEVICE MGR-'14 | IT       |                                 |                       | 757.00   |             |
| 20150280     | DELL MARKETING LP                                 | AIRWATCH MOBILE DEVICE MGR-'15 | IT       |                                 |                       | 820.00   |             |
| 20150281     | JW SCOTT  | UST SENSOR ALARM               | TM       |                                 |                       | 215.00   |             |
| 20150282     | SOLARWINDS, INC.                                  | NETWORK MONITORING RENEWAL     | IT       |                                 |                       | 1,900.00 |             |
| 20150283     | ESRI INC  | GIS SOFTWARE MAINT RENEWAL     | IT       |                                 |                       | 5,000.00 |             |
| 20150284     | BRADCO SUPPLY CO.                                 | MECHANICAL POWER FLOAT         | I78      |                                 |                       | 726.00   |             |
| 20150285     | GREEN POWER                                       | JANITORIAL SUPPLIES            | I78      |                                 |                       | 1,160.00 |             |
| 20150286     | MUNICIPAL MAINTENANCE CO., INC<br>CAPITAL RESERVE | SEWAGE PUMP STATION UPGRADES   | I78      | FIN-2674-12-14                  | 23,350.00             |          |             |
| 20150287     | HOFFMAN SERVICES, INC.                            | VEHICLE LIFT INSPECTION        | EP       |                                 |                       | 250.00   |             |
| 20150288     | THE KEYSTONE RESEARCH CENTER<br>CAPITAL RESERVE   | PROJECT LABOR AGREEMENT STUDY  | ENG      | ENG-2724-02-15                  | 15,000.00             |          |             |
| 20150289     | CRAFCO  | TAR POT REPAIR                 | NHL      | PA 4400012022                   |                       | 2,000.00 |             |
| 20150290     | ALL SEASONS GLASS TINTING                         | TINT FOR TOLL BOOTHS           | TM       |                                 |                       | 1,164.00 |             |
| 20150291     | PAPER MART INCORPORATED                           | PRINTED BUSINESS ENVELOPES     | TM       |                                 |                       | 2,987.09 |             |
| 20150292     | TRENTON JOE AND SON<br>EMBROIDERY                 | SWEATSHIRTS                    | TM       |                                 |                       | 3,958.00 |             |
| 20150293     | WITTENBACH BUSINESS SYSTEMS                       | BANKING MACHINE REPAIR         | DWG      |                                 |                       | 515.00   |             |
| 20150294     | FASTENAL COMPANY                                  | INVENTORY SHELVEING            | EP       |                                 |                       | 796.34   |             |

**DELAWARE RIVER JOINT TOLL BRIDGE COMMISSION**  
**REPORT OF PURCHASING ACTIVITIES**

May 2015

| PO<br>Number | Vendor Name  | General Description            | Req Dept | Contract/Resolution/<br>Comment | ** BY AUTHORITY OF ** |          |             |
|--------------|--|--------------------------------|----------|---------------------------------|-----------------------|----------|-------------|
|              |  |                                |          |                                 | Commission            | Director | Dist. Supt. |
| 20150295     | UNITED ELECTRIC  | HIGHWAY LIGHTING WIRE          | NHL      |                                 |                       | 738.84   |             |
| 20150296     | STARR UNIFORM  | CLOTHING: TOLL COLLECTOR       | DWG      | PA COSTARS 12                   |                       | 864.00   |             |
| 20150297     | INTEGRITY MECHANICAL INC.                              | HVAC REPAIRS                   | TM       |                                 |                       | 530.03   |             |
| 20150298     | INTEGRITY MECHANICAL INC.                              | HVAC REPAIRS                   | TM       |                                 |                       | 1,369.81 |             |
| 20150299     | COMLY'S TURF FARM                                      | SOD FOR CB-S TSB               | NHL      |                                 |                       | 495.00   |             |
| 20150300     | CAMDEN BAG & PAPER CO.                                 | JANITORIAL SUPPLIES            | I78      |                                 |                       | 1,602.31 |             |
| 20150301     | GRINNELL CONCRETE<br>CAPITAL RESERVE                   | SIDEWALK INSTALLATION PROJECT  | MM       | NJ T-2665                       | 1,800.00              |          |             |
| 20150302     | RUTGERS UNIV CNTR FR<br>INFRASTRUCTURE AND TRANS       | TRAFFIC COORDINATOR WORKSHOP   | MULTI    |                                 |                       | 4,785.00 |             |
| 20150303     | CDW-G<br>CAPITAL RESERVE                               | SAN SYSTEM REFRESH AND UPGRADE | IT       | IT-2761-04-15                   | 135,000.00            |          |             |
| 20150304     | ARAMSCO  | TRAFFIC CONES                  | DWG      |                                 |                       | 554.40   |             |
| 20150305     | MONTAGE ENTERPRISES                                    | REPAIRS TO JD TRACTOR 6330     | I78      |                                 |                       | 394.85   |             |
| 20150306     | MONTAGE ENTERPRISES                                    | REPAIRS TO JD TRACTOR 6115R    | I78      |                                 |                       | 389.95   |             |
| 20150307     | ALTEC INDUSTRIES                                       | BUCKET TRUCK REPAIR            | DWG      |                                 |                       | 2,661.32 |             |
| 20150308     | APPLEWOOD SEED CO.                                     | WILDFLOWER SEED                | I78      |                                 |                       | 1,145.43 |             |
| 20150309     | EMR POWER SYSTEMS LLC                                  | EMERGENCY GENERATOR SERVICES   | MULTI    |                                 |                       | 8,850.00 |             |
| 20150310     | CENTRAL TURF & IRRIGATION<br>SUPPLY<br>CAPITAL RESERVE | LANDSCAPING SUPPLIES           | NHL      |                                 | 2,561.23              |          |             |
| 20150311     | BOUNTIFUL ACRES<br>CAPITAL RESERVE                     | LANDSCAPING SUPPLIES           | NHL      |                                 | 3,399.70              |          |             |
| 20150312     | BRITTON INDUSTRIES<br>CAPITAL RESERVE                  | LANDSCAPING SUPPLIES           | NHL      |                                 | 1,281.49              |          |             |
| 20150313     | FRED BEANS OF WEST CHESTER                             | 2016 FORD F-250 4X4 SUPER CAB  | TM       | PA COSTARS 26                   | 50,679.30             |          |             |

**DELAWARE RIVER JOINT TOLL BRIDGE COMMISSION**  
**REPORT OF PURCHASING ACTIVITIES**

May 2015

| PO Number              | Vendor Name                | General Description             | Req Dept | Contract/Resolution/<br>Comment | Commission | Director  | Dist. Supt |
|------------------------|----------------------------|---------------------------------|----------|---------------------------------|------------|-----------|------------|
| <b>CAPITAL RESERVE</b> |                            |                                 |          |                                 |            |           |            |
| 20150314               | FRED BEANS OF WEST CHESTER | 2016 FORD F-250 4X4 CREW CAB-2  | I78      | PA COSTARS 26                   | 109,720.58 |           |            |
| <b>CAPITAL RESERVE</b> |                            |                                 |          |                                 |            |           |            |
| 20150315               | YESCO SIGN AND LIGHT       | TRENTON MAKES SIGN SERVICE      | TM       |                                 |            | 1,494.75  |            |
| 20150316               | FRED BEANS OF WEST CHESTER | 2016 FORD F-250 4X4 SUPER CAB   | PC       | PA COSTARS 26                   | 50,861.30  |           |            |
| <b>CAPITAL RESERVE</b> |                            |                                 |          |                                 |            |           |            |
| 20150317               | FRED BEANS OF WEST CHESTER | 2016 FORD F-250 4X4 SUPER CAB   | MM       | PA COSTARS 26                   | 50,861.30  |           |            |
| <b>CAPITAL RESERVE</b> |                            |                                 |          |                                 |            |           |            |
| 20150318               | FRED BEANS OF WEST CHESTER | 2016 FORD F-250 CREW/CAB DIESEL | PC       | PA COSTARS 26                   | 54,860.29  |           |            |
| <b>CAPITAL RESERVE</b> |                            |                                 |          |                                 |            |           |            |
| 20150319               | FRED BEANS OF WEST CHESTER | 2016 FORD F-250 4X4 CREW CAB    | MM       | PA COSTARS 26                   | 54,860.29  |           |            |
| <b>CAPITAL RESERVE</b> |                            |                                 |          |                                 |            |           |            |
| 20150320               | ABE MATERIALS EASTON       | STONE FOR PARKING LOT PROJECT   | EP       |                                 |            | 862.50    |            |
| 20150321               | NJ DEPARTMENT OF TREASURY  | NIDEP NIPDES FEE                | MULTI    |                                 |            | 2,450.00  |            |
| 20150322               | STARR UNIFORM              | CLOTHING: MAINTENANCE           | I78      | PA COSTARS 12                   |            | 6,402.45  |            |
| 20150323               | STARR UNIFORM              | CLOTHING: TOLL COLLECTOR        | I78      | PA COSTARS 12                   |            | 11,840.20 |            |
| 20150324               | STARR UNIFORM              | CLOTHING: ESS UNIFORM           | ESS      | PA COSTARS 12                   |            | 149.80    |            |
| 20150325               | TURTLE & HUGHES            | SIGN LIGHTING                   | EP       |                                 |            | 493.40    |            |
| 20150326               | STARR UNIFORM              | CLOTHING: MIXED                 | EP       | PA COSTARS 12                   |            | 1,204.67  |            |
| 20150327               | STARR UNIFORM              | CLOTHING: OFFICER               | DWG      | PA COSTARS 12                   |            | 1,131.28  |            |
| 20150328               | BEST LINE EQUIPMENT        | EQUIPMENT TRAILER               | I78      | PA 4400011414                   | 6,761.12   |           |            |
| <b>CAPITAL RESERVE</b> |                            |                                 |          |                                 |            |           |            |
| 20150329               | OSTERMAN PROPANE           | GASOLINE/DIESEL - EP            | EP       | PA 4400014412                   |            | 7,381.56  |            |

Purchase Order Count: 73

**AUTHORITY TOTALS:**

\$654,951.62    \$89,487.87    \$0.00

**GRAND TOTAL:**

\$744,439.49

**DELAWARE RIVER JOINT TOLL BRIDGE COMMISSION**

**Meeting of June 29, 2015**

**SUPPLEMENTAL MONTHLY PURCHASING REPORT  
LESSORS, MAINTENANCE AND SERVICE CONTRACTS  
EXPIRING BETWEEN JULY 2015 AND SEPTEMBER 2015**

As requested by Commission Members at the August 31, 1998 meeting, reproduced hereunder are all lessors, maintenance and service contracts that will expire within a three-month period, from July, 2015 through September, 2015.

**None to report for this period.**

DELAWARE RIVER JOINT TOLL BRIDGE COMMISSION

MEETING OF JUNE 29, 2015

LESSOR'S, MAINTENANCE AND SERVICE CONTRACTS

**None to report this period.**

Delaware River Joint Toll Bridge Commission  
Meeting of June 29, 2015

**E-Z PASS REPORT**  
**CUSTOMER SERVICE CENTER/VIOLATIONS PROCESSING CENTER OPERATIONS (CSC/VPC)**  
**REPORT FOR THE E-ZPASS SYSTEM**  
**MAY 2015**

| <b>SUBJECT</b>                               | <b>DESCRIPTION</b>                               | <b>PAGE<br/>NUMBER</b> |
|--|--|------------------------|
| <b>E-ZPass CSC/VPC<br/>Operations Report</b> | <b>E-ZPass CSC/VPC Operations Report<br/>May</b> | <b>1-3</b>             |

Delaware River Joint Toll Bridge Commission  
Meeting of June 29, 2015

**E-Z PASS REPORT  
CUSTOMER SERVICE CENTER/VIOLATIONS PROCESSING CENTER OPERATIONS (CSC/VPC)  
REPORT FOR THE E-ZPASS SYSTEM  
MAY 2015**

E-ZPass Migrated Account and Transponder Information as reported by Xerox State and Local Solutions, Inc. (CSC/VPC Provider)

Total Number of Migrated DRJTBC and NJ CSC E-ZPass Accounts

| Migrated Business Accounts | Migrated Private Accounts | Total Number of Migrated Accounts | Total Number of NJ CSC Active Accounts |
|----------------------------|---------------------------|-----------------------------------|--|
| 1,654                      | 77,339                    | 78,993                            | 2,506,766                              |

Total Number of Migrated DRJTBC (029) Transponders and NJ CSC E-ZPass Transponders

| Migrated Business Account Transponders | Migrated Private Account Transponders | Total Number of Migrated Transponders | Total Number of NJ CSC Active Transponders |
|--|---------------------------------------|---------------------------------------|--|
| 9,228                                  | 131,323                               | 140,551                               | 4,948,468                                  |

The Commission will be able to identify 78,993 migrated accounts through a prefix account number (60000). This number will precede the 4-digit account assigned to these accounts. The prefix number was provided in order for the Commission to identify all migrated E-ZPass accounts.

Delaware River Joint Toll Bridge Commission  
Meeting of June 29, 2015

**E-Z PASS REPORT**  
**CUSTOMER SERVICE CENTER/VIOLATIONS PROCESSING CENTER (CSC/VPC) OPERATIONS**  
**REPORT FOR THE E-ZPASS SYSTEM**  
**MAY 2015**

| <b>E-ZPass Department Call Activity</b>               | <b>Total Calls for the Month of May</b> |
|---|---|
| <b><i>CSC/VPC Inquiries</i></b>                       |   |
| Account Modification Requests                         | 173                                     |
| Requests to Close Account                             | 3                                       |
| Violation Notification Inquires                       | 79                                      |
| Website Inquiries                                     | 3                                       |
| Cash Lane Violation Inquiries                         | 10                                      |
| Violation Payments                                    | 6                                       |
| <b><i>General Commission Inquiries</i></b>            |   |
| Calls referred to Other Departments (H.R., Eng., ESS) | 5                                       |
| <b>TOTAL NUMBER OF CALLS</b>                          | <b>279</b>                              |

E-ZPass account modification requests and violation inquiries represent an increase in calls for the month of May.

**E-Z PASS REPORT  
CUSTOMER SERVICE CENTER/VIOLATIONS PROCESSING CENTER (CSC/VPC) OPERATIONS  
REPORT FOR THE E-ZPASS SYSTEM  
MAY 2015**

**CSC/VPC Pre-Migration Collection Accounts:**

As a result of pre-migration collection efforts from January through May, LES Duncan Solutions reports \$41,969.00 collected in outstanding tolls and fees. Credit bureau notifications were mailed to private collection accounts in April representing an outstanding balance of \$500.00 or greater. A subsequent credit bureau notification mailing was scheduled in May representing an outstanding balance of \$250.00 - \$499.99. LES-Duncan Solutions Company continues to provide the Commission with weekly updates representing the number of mailed notifications and payments in response to these notifications. Collection activity will continue to be monitored by the E-ZPass Department.

**New Jersey Turnpike Authority (NJTA) Request for Proposal (RFP) for the New Jersey E-ZPass Customer Service Center Contractor:**

Two (2) proposals for the New Jersey E-ZPass Customer Service Center were received by the New Jersey Turnpike Authority in response to the Customer Service Center Contractor RFP. TransCore LP and Xerox State and Local Solutions, Inc. submitted proposals. New Jersey Consortium sub-agency representatives will receive a copy of the Proposals for review and comment. The DRBA is hosting a meeting on June 22<sup>nd</sup> for sub-agency representatives to discuss their review of the NJ CSC Proposals.

**Violation and DVAS Camera Monitoring:**

The E-ZPass Department in tandem with Xerox Field Service Technicians (FSTs) monitors vehicle transactions and images in Districts I, II and III through the Commission's Violation Enforcement System (VES) and Digital Video Audit System (DVAS).

**IAG Reciprocity Committee, PR& Marketing Committee and Project Status Meetings**

Continue to represent the Commission at the IAG Reciprocity Committee, Public Relations & Marketing Committee, Legal Committee and the New Jersey Turnpike Authority (NJTA) Project Status Meetings. The next scheduled NJTA Project Status Meeting TBA.

**DELAWARE RIVER JOINT TOLL BRIDGE COMMISSION**  
**Meeting of June 29, 2015**

**ELECTRONIC TOLL COLLECTION PROGRAM**

**MONTH OF MAY 2015**

| <b>SUBJECT</b> | <b>DESCRIPTION</b>                        | <b>PAGE<br/>NUMBER</b> |
|----------------|---|------------------------|
| ETC PROGRAM    | Electronic Toll Collection Program Report | 1                      |

**DELAWARE RIVER JOINT TOLL BRIDGE COMMISSION**  
**Meeting of June 29, 2015**

**ELECTRONIC TOLL COLLECTION PROGRAM**  
**MONTH OF MAY 2015**

The following items were recently initiated, accomplished or performed during the above noted month:

Activities for the In-Lane Toll System

1. Xerox continues to perform preventative maintenance for the electronic toll collection system and violation enforcement system. The toll equipment mounted to the toll plaza canopy in Lane 3 at the Easton-Phillipsburg Toll Bridge was struck by a vehicle. Technicians from Xerox were able to repair the lane signal indicator, transponder reader antenna and replace the laser scanner within a few hours of the incident, using items from the spare parts inventory.
2. Commission staff issued a purchase order to Xerox for the 2015 Spare Parts/Consumables.
3. Copies of the submitted Electronic Toll Collection System Replacement proposals were provided the RK&K for their review and support services to the Commission's Technical Evaluation Committee (TEC).

Activities for the E-ZPass Customer Service Center/Violation Processing Center

1. Xerox continues to provide services for the E-ZPass New Jersey Regional Customer Service Center/Violation Processing Center (CSC/VPC).
2. The New Jersey Turnpike Authority (NJTA) procurement for the E-ZPass Customer Service Center System & Operations is on-going. Proposals were received on May 29, 2015, the proposal submission date.

General Electronic Toll Collection Program Activities

1. Mr. Stracciolini participated in the IAG E-ZPass Executive Management Committee and Policy Committee meetings.
2. Mr. Stracciolini served on the Non-toll Opportunities subgroup for the IAG. This subgroup is preparing a policy and procedure document that provides a method for the IAG to follow for non-toll opportunities, such as use of the E-ZPass transponder system at parking garages or drive-thru services.

**Delaware River Joint Toll Bridge Commission**

**Meeting of June 29th, 2015**

**CONTRACT COMPLIANCE REPORT**

**Month of May 2015**

| <b>SUBJECT</b>   | <b>DESCRIPTION</b>                    | <b>PAGE NUMBER</b> |
|--|---------------------------------------|--------------------|
| <b>Contract Compliance<br/>Program Operations Report</b> | <b>Operations Report<br/>May 2015</b> | <b>1-4</b>         |

## **Delaware River Joint Toll Bridge Commission**

**Meeting of June 29th, 2015**

### **CONTRACT COMPLIANCE REPORT**

#### **STATUS UPDATES**

In the month of May the B2GNOW reporting system for the Contract Compliance Department went live. The CCD Director and the Manager entered six (6) existing contracts in the system and continued working with the Engineering Department, Information and Technology Department and the Purchasing Director to ensure that all parameters are covered and the required fields populated in B2GNOW. The CCD updated the Construction Services Guidelines and the Professional Guidelines and changed the name title to the Contract Compliance Program: Compliance Plan and Post Award Requirements. There are still two sets of documents, one for the Professional Services and one for the Construction Services.

#### **IDENTIFIED BUSINESS ENTERPRISES (IBE) PROGRAM**

Contract Compliance IBE Target of 25% of the total contract award became effective on July 1, 2014. As of May 2015, the Commissioners have awarded a total of eight (8) Program projects with the IBE target.

#### **B2GNOW - CONTRACT COMPLIANCE DEPARTMENT DATABASE SYSTEM**

Now that the B2GNOW system is live, the CCD scheduled a training session for Prime Companies that have active IBE contracts. This training will take place on June 8, 2015 from 10:00 AM to 11:30 AM.

#### **CONTRACT AWARDS:**

During their May's meeting, the Commissioners approved two new projects:

- 1). Contract number TS-677A to Sparwick Constructing the I-95/Scudder Falls Toll-Supported Bridge Interim Deck Repairs for Type 2 and Type 3 deck repairs, tooth expansion joint cleaning, repaint lane lines, and on call deck repairs.
  - Sparwick – the Prime is an SBE Contractor
- 2). Contract number T-661A to TRC Engineers for the authorization of subsurface Boring and Sampling Contract for the Scudder Falls Bridge Replacement Project to replace the 4.4 miles of improvements of the I-95 Bridge as part of the same project.
- Subcontractors:
  - Burgette Excavation – MBE
  - Garden State Highway – DBE

#### **MEETINGS AND OUT REACH EFFORTS:**

The CCD participated in the planning meetings, TEC Reviews, and Bid Openings that proceeded to the awards of these projects.

#### **MEETINGS:**

- Weekly B2GNOW Weekly conference calls - Implementation meetings
- Mr. Conoline 's Monthly Departmental Staff Meeting to provide the department's monthly status report
- Pre-Proposal meeting for contract number C-508A I-78 Maintenance Garage Expansion.
- Human Resources- Kronos Attendance Module Training.

## Delaware River Joint Toll Bridge Commission

Meeting of June 29th, 2015

- Discussion meeting on requirements for the automated interface between MUNIS and B2GNow.

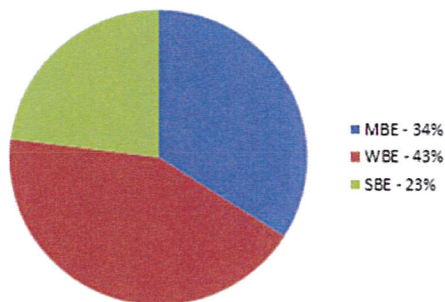
### TEC REVIEWS:

None held this month

### PROGRAMS OVERVIEW:

- **MWSBE PROGRAM** – The MBE/WBE/SBE Program goals up to June 30, 2014 were:
  - a. For Pennsylvania assigned Professional Services contracts the goals were 7% MBE and a 3% WBE goal.
  - b. For New Jersey assigned Professional Services contracts the goal was 25% SBE.
  - c. For Professional Services contracts with no State assignment there was a 7% MBE goal, and a 3%WBE goal.
  - d. For Capital Plan Construction Contracts there was a 7% MBE goal and a 3%WBE goal.
- 78 Contracts were awarded under the MWSBE Program.
- 53 Contracts completed (closed)
- 25 Contracts active (open)
- 132 MWSBE Businesses selected by Prime Contractors/Consultants to work on Commission Projects

### MBE-WBE-SBE Program Participation



- The Contract Compliance Department continues to monitor, update and analyze the M/W/SBE Program Goals and the IBE Program target of 25% for all IBE participation as well as attending relevant engineering meetings and doing outreach to various organizations to promote and enhance the participation of IBE sub-consultants and sub-contractors.

# CONTRACT COMPLIANCE PROJECTIONS REPORT FOR MAY 2015

| CONTRACT COMPLIANCE PROJECTIONS REPORT FOR MAY 2015 |                     |                         |                     |                        |                         |                     |                     |                         |
|---|---------------------|-------------------------|---------------------|------------------------|-------------------------|---------------------|---------------------|-------------------------|
| CONTRACT AWARD                                      | CONTRACT AWARD      |                         |                     | CCP 2015               |                         |                     |                     |                         |
| AWARD   | IBE                 |                         |                     |                        |                         |                     |                     |                         |
|   | No Payments Yet     |                         |                     |                        |                         |                     |                     |                         |
| AWARD   | IBE                 |                         |                     | CCP 2014               |                         |                     |                     |                         |
|   | No Payments Yet     |                         |                     |                        |                         |                     |                     |                         |
|   |                     |                         | TOTAL FOR MWBE      | 2014                   |                         |                     | TOTAL FOR SBE       |                         |
| MBE/WBE/SBE PROJECTIONS                             |                     | MBE/WBE PRIME           | \$6,011,857         | (4 M/WBE accts open)   |                         | SBE PRIME           | \$1,139,632         | (3 SBE accts open)      |
| MBE AWARD PROJECTED                                 | MBE PAYMENTS ACTUAL | MBE BALANCE ANTICIPATED | WBE AWARD PROJECTED | WBE PAYMENTS ACTUAL    | WBE BALANCE ANTICIPATED | SBE AWARD PROJECTED | SBE PAYMENTS ACTUAL | SBE BALANCE ANTICIPATED |
| \$215,656.00  | \$ 145,656.03       | \$70,000.00             | \$ 499,557.63       | \$ 362,692.80          | \$ 136,864.83           | \$ 275,271.73       | \$ 78,084.30        | \$ 197,187.43           |
| 4.00%   | 2.00%               | 1.00%                   | 8.00%               | 6.00%                  | 6.70%                   | 16.00%              | 5.00%               | 12.00%                  |
|   |                     |                         | TOTAL FOR MWBE      | 2013                   |                         |                     | TOTAL FOR SBE       |                         |
| MBE/WBE/SBE PROJECTIONS                             |                     | MBE/WBE PRIME           | \$40,909,112        | (9 M/WBE accts open)   |                         | SBE PRIME           | \$4,447,476         | (3 SBE accts open)      |
| MBE AWARD PROJECTED                                 | MBE PAYMENTS ACTUAL | MBE BALANCE ANTICIPATED | WBE AWARD PROJECTED | WBE PAYMENTS ACTUAL    | WBE BALANCE ANTICIPATED | SBE AWARD PROJECTED | SBE PAYMENTS ACTUAL | SBE BALANCE ANTICIPATED |
| \$ 2,317,213.49                                     | \$ 2,204,397.48     | \$ 112,816.01           | \$ 1,396,119.83     | \$ 1,243,791.16        | \$ 152,328.16           | \$ 1,355,349.08     | \$ 726,045.85       | \$ 629,303.23           |
| 6.90%   | 6.50%               | 0.30%                   | 4.10%               | 3.70%                  | 0.50%                   | 32.00%              | 17.00%              | 15.00%                  |
| Payment over Commitments                            |                     | \$22,863                | TOTAL FOR MWBE      | 2012                   |                         |                     | TOTAL FOR SBE       |                         |
| MBE/WBE/SBE PROJECTIONS                             |                     | MBE/WBE PRIME           | \$22,586,709        | (5 M/WBE accts open)   |                         | SBE PRIME           | \$3,399,196         | (3 SBE accts open)      |
| MBE AWARD PROJECTED                                 | MBE PAYMENTS ACTUAL | MBE BALANCE ANTICIPATED | WBE AWARD PROJECTED | WBE PAYMENTS ACTUAL    | WBE BALANCE ANTICIPATED | SBE AWARD PROJECTED | SBE PAYMENTS ACTUAL | SBE BALANCE ANTICIPATED |
| \$ 1,852,657.85                                     | \$ 1,381,151.36     | \$ 471,506.49           | \$ 1,084,358.78     | \$ 802,913.00          | \$ 281,446.00           | \$ 860,811.05       | \$ 744,429.97       | \$ 116,381.08           |
| 8.20%   | 6.10%               | 2.10%                   | 4.80%               | 3.60%                  | 1.20%                   | 25.60%              | 22.10%              | 3.50%                   |
| Payment over Commitments                            |                     | \$5,252.50              | TOTAL FOR MWBE      | 2011                   | \$1,005.67              |                     | TOTAL FOR SBE       |                         |
| MBE/WBE/SBE PROJECTIONS                             |                     | MBE/WBE PRIME           | \$12,028,150.71     | (6 M/WBE accts open)   |                         | SBE PRIME           | \$2,722,599         | (4 SBE accts open)      |
| MBE AWARD PROJECTED                                 | MBE PAYMENTS ACTUAL | MBE BALANCE ANTICIPATED | WBE AWARD PROJECTED | WBE PAYMENTS ACTUAL    | WBE BALANCE ANTICIPATED | SBE AWARD PROJECTED | SBE PAYMENTS ACTUAL | SBE BALANCE ANTICIPATED |
| \$ 1,920,208.75                                     | \$ 1,374,564.52     | \$ 545,644.23           | \$ 860,529.00       | \$ 698,351.19          | \$ 162,178.00           | \$ 502,947.50       | \$ 241,232.04       | \$ 261,715.00           |
| 18.00%  | 13.16%              | 4.84%                   | 8.00%               | 6.00%                  | 1.00%                   | 22.00%              | 12.00%              | 12.00%                  |
| Payment over Commitments                            |                     |                         | TOTAL FOR MWBE      | 2010                   |                         |                     | TOTAL FOR SBE       | \$22,880.94             |
| MBE/WBE/SBE PROJECTIONS                             |                     | MBE/WBE PRIME           | \$59,629,701.12     | (1 M/WBE acct open)    |                         | SBE PRIME           | \$4,873,543.63      | (3 SBE accts open)      |
| MBE AWARD PROJECTED                                 | MBE PAYMENTS ACTUAL | MBE BALANCE ANTICIPATED | WBE AWARD PROJECTED | WBE PAYMENTS ACTUAL    | WBE BALANCE ANTICIPATED | SBE AWARD PROJECTED | SBE PAYMENTS ACTUAL | SBE BALANCE ANTICIPATED |
| \$ 5,744,086.00                                     | \$ 5,193,754.52     | \$ 508,299.80           | \$ 4,638,781.67     | \$ 4,248,241.41        | \$ 390,540.26           | \$ 1,536,230.58     | \$ 935,270.62       | \$ 600,959.96           |
| 9.56%   | 8.71%               | 0.85%                   | 7.78%               | 7.12%                  | 0.66%                   | 31.52%              | 19.19%              | 12.33%                  |
|   |                     |                         | TOTAL FOR MWBE      | PILOT PROGRAM 2009     |                         |                     | TOTAL FOR SBE       |                         |
| MBE/WBE/SBE PROJECTIONS                             |                     | MBE/WBE PRIME           | \$10,173,819        | (2 M/WBE accts open)   |                         | SBE PRIME           | \$1,928,682         | (3 SBE accts open)      |
| MBE AWARD PROJECTED                                 | MBE PAYMENTS ACTUAL | MBE BALANCE ANTICIPATED | WBE AWARD PROJECTED | WBE PAYMENTS ACTUAL    | WBE BALANCE ANTICIPATED | SBE AWARD PROJECTED | SBE PAYMENTS ACTUAL | SBE BALANCE ANTICIPATED |
| \$ 1,057,621.03                                     | \$ 971,539.77       | \$ 86,081.36            | \$ 2,279,931.07     | \$ 2,124,575.69        | \$ 155,355.38           | \$ 700,399.61       | \$ 217,091.34       | \$ 483,308.27           |
| 10.40%  | 9.50%               | 0.83%                   | 22.10%              | 20.60%                 | 1.50%                   | 40.00%              | 12.00%              | 27.00%                  |
|   |                     |                         | TOTAL FOR MWBE      | PILOT PROGRAM 2008     |                         |                     |                     |                         |
| MBE/WBE/SBE PROJECTIONS                             |                     | MBE/WBE PRIME           | \$19,022,653        | (1 M/WBE acct(s) open) |                         |                     |                     |                         |
| MBE AWARD PROJECTED                                 | MBE PAYMENTS ACTUAL | MBE BALANCE ANTICIPATED | WBE AWARD PROJECTED | WBE PAYMENTS ACTUAL    | WBE BALANCE ANTICIPATED |                     |                     |                         |
| \$ 1,585,005.03                                     | \$ 1,380,403.86     | \$ 204,601.17           | \$ 497,419.97       | \$ 135,468.00          | \$ 361,952.00           |                     |                     |                         |
| 8.30%   | 7.26%               | 1.04%                   | 2.61%               | 0.70%                  | 1.91%                   |                     |                     |                         |

MBE goal = 7%, WBE goal = 3%, and SBE goal = 25%

## Example of Calculation in 2012

Actual Payment to date \$1,381,151.36

Overpayment to date (-) 22,863.00

Expected Payment to date 1,358,288.36

Anticipated Payment Balance +471,506.49

Total Projected Award Payment \$1,829,794.85 + (22, 863) = 1,852,657.85

| Open Accounts<br>2015 | Open Accounts<br>2014 | Open Accounts<br>2013 | Open Accounts<br>2012 | Open Accounts<br>2011 | Open Accounts<br>2010 | Open Accounts<br>2009 | Open Accounts<br>2008 |  |
|-----------------------|-----------------------|-----------------------|-----------------------|-----------------------|-----------------------|-----------------------|-----------------------|--|
| C-606A                | C-628A                | T-437A                | C-437B                | C-07-11               |                       | C-539A                | C-502A                |  |
|                       | C-639A                | CM-437A               | C-598B                | C-506A                |                       |                       |                       |  |
|                       | C-627B                | C-628B                | T-506A                | C-599A                |                       |                       |                       |  |
|                       | C-629A                | DB-575A (no goal)     |                       | C-599B                |                       |                       |                       |  |
|                       | C-629B                | C-621A                |                       |                       |                       |                       |                       |  |
|                       | C-556A                | C-549AR               |                       |                       |                       |                       |                       |  |
|                       | C-566A                | C-627A                |                       |                       |                       |                       |                       |  |
|                       | TTA-634AR             |                       |                       |                       |                       |                       |                       |  |
|                       | T-639A                |                       |                       |                       |                       |                       |                       |  |

| Closed Accounts<br>2013 | Closed Accounts<br>2012 | Closed Accounts<br>2011 | Closed Accounts<br>2010 | Closed Accounts<br>2010 | Closed Accounts<br>2009 | Closed Accounts<br>2008 |  |  |
|-------------------------|-------------------------|-------------------------|-------------------------|-------------------------|-------------------------|-------------------------|--|--|
| T-624A                  | TS-505A                 | TTS-573A                | TTS-476A-1              | CM-447B                 | CM-498A                 | C-440A                  |  |  |
| CM-474A                 | C-474A                  | CM-573A                 | TTS-476A-2              | TS-447B                 | T-498A                  | C-447B                  |  |  |
| T-453A                  | CM-443A                 | C-443A                  | T-472A                  | CM-440B                 | C-445A                  |                         |  |  |
| CM-543A                 | TS-443A                 | C-505A                  | CM-472A                 | T-441A                  | C-440B                  |                         |  |  |
|                         | T-474A                  | C-598A                  | DB-562A                 | C-454B                  | DB-427B                 |                         |  |  |
|                         | CM-506A                 | C-600A                  | DB-563A                 | TS-445A                 | T-554A                  |                         |  |  |
|                         | C-543A                  |                         | CM-476A                 | T-440AR                 | CM-427B                 |                         |  |  |
|                         |                         |                         | C-538A                  | TS-442A                 | T-475A                  |                         |  |  |
|                         |                         |                         |                         | CM-445A                 | C-453A                  |                         |  |  |
|                         |                         |                         |                         | C-437A                  | C-453B                  |                         |  |  |
|                         |                         |                         |                         | CM-442A                 | C-454A                  |                         |  |  |
|                         |                         |                         |                         | TS-444A                 | C-530A                  |                         |  |  |
|                         |                         |                         |                         | CM-444A                 | C-455B                  |                         |  |  |

[illegible][illegible]

# **DELAWARE RIVER JOINT TOLL BRIDGE COMMISSION**

**Meeting of June 29, 2015**

## **ENGINEERING**

The following Pages reflect the reports on those items assigned to the Engineering Department. Each item is reported separately and page numbered accordingly.

# DELAWARE RIVER JOINT TOLL BRIDGE COMMISSION

**Meeting of June 29, 2015**

| <b>FACILITY</b>                                       | <b>PM/PAM</b> | <b>CONTRACT DESCRIPTION</b>   | <b>PAGE NO.</b> |
|---|---------------|---|-----------------|
| <b>Trenton-Morrisville Administration Building</b>    | RJZ/RWL       | <b>Administration Building Improvements</b> <ul style="list-style-type: none"> <li>• Space Program and Concept Study, C-598B-3</li> </ul>   | 1               |
| <b>Trenton-Morrisville TB &amp; Lower Trenton TSB</b> | VMF/CLR/KMS   | <b>Trenton-Morrisville Toll &amp; Lower Trenton Toll Supported Bridges Approach Roadways Improvements</b> <ul style="list-style-type: none"> <li>• Design, C-639A</li> </ul>  | 2               |
| <b>Lower Trenton TSB</b>                              | VMF/CLR/KMS   | <b>Lower Trenton Toll Supported Bridge Approach Roadways Improvements</b> <ul style="list-style-type: none"> <li>• Construction, TS-639B</li> <li>• Construction Inspection, C-629B-1</li> </ul>  | 2-3             |
| <b>Scudder Falls Toll Supported Bridge</b>            | KMS/RWL       | <b>Scudder Falls Bridge Replacement Project</b> <ul style="list-style-type: none"> <li>• Final Design Services, Contract C-660A</li> </ul> <b>Capital Program Management Consultant (CPMC) &amp; Design Management Consultant (DMC) Services for the I-95/Scudder Falls Bridge Improvement Project</b> <ul style="list-style-type: none"> <li>• CPMC Services 21015, C-502A-1J</li> </ul> | 3-4             |
|   | WMC/KMS       | <ul style="list-style-type: none"> <li>• CPMC Communications Infrastructure Support Services, C-502A-1K</li> </ul>  | 4               |
|   | KMS/RWL       | <ul style="list-style-type: none"> <li>• DMC Advanced Engineering Support Services for Priority Items of Work, C-502A-2D</li> <li>• DMC Services for Management and Oversight of Final Design, C-502A-2G</li> </ul>   | 4-6             |
|   | RFM/KMS       | <b>Interim Deck Repairs</b> <ul style="list-style-type: none"> <li>• Task Order Assignment C-628A-2</li> </ul>  | 7               |
| <b>I-78 Toll Bridge</b>                               | RJZ/RWL       | <b>I-78 Toll Bridge Maintenance Garage</b> <ul style="list-style-type: none"> <li>• Space Program and Concept Study, C-627A-2</li> </ul>  | 7-8             |
|   | WMC/RWL       | <b>I-78 Toll Bridge Approach Roadways Improvements</b> <ul style="list-style-type: none"> <li>• Main River Bridge Lighting Relocation, T-506B</li> </ul>  | 8               |
| <b>Easton-Phillipsburg Toll Bridge</b>                | CTH/RWL       | <b>Rehabilitation Scoping/Concept Study</b> <ul style="list-style-type: none"> <li>• Preliminary, Final, and Post Design Services, C-437B</li> <li>• Construction Management, CM-437A</li> <li>• Construction, T-437A</li> </ul>  | 8-9             |

**Notes:** Facilities are listed South to North

The first set of initials indicate the Project Manager and the second set of initial indicate the Program Area Manager

Project Manager Legend

WMC – M. Cane  
CTH – C. Harney

RSL – R. Luciani  
VMF – V. Fischer

Program Area Manager Legend

KMS – K. Skeels  
CAS – C. Stracciolini  
RFM – Ronald Mieszkowski

RJZ – R. Zakharia  
RLR – R. Rash  
CLR – C. Rood

# DELAWARE RIVER JOINT TOLL BRIDGE COMMISSION

Meeting of June 29, 2015

|   |             |   |       |
|---|-------------|---|-------|
|   | CTH/RWL     | <b>Toll Bridge Approach Roadway Improvements</b> <ul style="list-style-type: none"> <li>Design, C-566A</li> <li>Construction, T-566A</li> <li>Construction Management, C-629A-1</li> <li>Construction Inspection, CI-566A</li> </ul>  | 9-10  |
| <b>Multiple Facilities<br/>and/or<br/>Commission-Wide</b> | CLR/RJZ/KMS | <b>District Three Toll Facilities Emergency Standby Generator</b> <ul style="list-style-type: none"> <li>Generator Final Design and Post Design Services, Task Order Assignment No. C-627B-2</li> </ul>   | 11    |
|   | RJZ/RWL     | <b>Toll Bridge Facilities</b> <ul style="list-style-type: none"> <li>Level 3 Energy Audit, C-657A-1</li> </ul>  | 11    |
|   | WMC/RWL     | <b>Electronic Surveillance/ Detection System</b> <ul style="list-style-type: none"> <li>RFP development, Procurement Support and Transition Services, C-539A-5</li> <li>ESS Maintenance Contract, DB-575A</li> </ul>  | 12    |
|   | CAS/RWL     | <b>Electronic Toll Collection</b> <ul style="list-style-type: none"> <li>In-Lane Toll System Design-Build-Maintain, DB-427C</li> <li>Customer Service Center/ Violation Processing Center Design-Build-Operate-Maintain, DB-427D</li> <li>Customer Service Center/Violation Processing Center Project, DB-584A</li> </ul> | 12-13 |
|   | CAS/RSL     | <ul style="list-style-type: none"> <li>Traffic Count Program Upgrade, DR-550A</li> </ul>  | 13    |
|   | CAS/RWL     | <b>Electronic Toll Collection / Tolling Task Order Consultant - 2013</b> <ul style="list-style-type: none"> <li>In-Lane Toll System Review and Request for Proposal Development, C-621A-1</li> </ul>  | 14    |
|   | CAS/RWL     | <b>Electronic Toll Collection System Replacement</b> <ul style="list-style-type: none"> <li>Procurement Advisor, C-621A-2</li> </ul>  | 14    |
|   | WMC/RWL     | <b>Bridge Monitoring System</b> <ul style="list-style-type: none"> <li>Study for Select Vehicular Bridges, C-556A</li> </ul>  | 14    |
|   | CAS/RWL     | <b>Level 3 Investment Grade Traffic &amp; Revenue Forecasts</b> <ul style="list-style-type: none"> <li>C-549AR</li> </ul>   | 14    |
|   | RFM/RWL     | <b>General Engineering Consultant Annual Inspections</b> <ul style="list-style-type: none"> <li>2015-2016 Annual Inspections, C-684A</li> </ul>   | 14    |

**Notes:** Facilities are listed South to North

The first set of initials indicate the Project Manager and the second set of initial indicate the Program Area Manager

Project Manager Legend

WMC – M. Cane  
CTH – C. Harney

RSL – R. Luciani  
VMF – V. Fischer

Program Area Manager Legend

KMS – K. Skeels  
CAS – C. Stracciolini  
RFM – Ronald Mieszkowski

RJZ – R. Zakharia  
RLR – R. Rash  
CLR – C. Rood

# **DELAWARE RIVER JOINT TOLL BRIDGE COMMISSION**

## **Meeting of June 29, 2015 PROJECT STATUS REPORT**

### **TRENTON MORRISVILLE ADMINISTRATION BUILDING IMPROVEMENTS**

#### **SPACE PROGRAM AND CONCEPT STUDY Task Order Assignment No. C-598B-3 (RJZ/RWL)**

This Task Order Assignment is for a Space Program and Concept Study for the Trenton Morrisville Toll Bridge Administration Building. The purpose of this assignment is to provide the Commission with guidance in enhancing operational efficiency and facility space utilization. The Space Program will include a detailed analysis of the current versus required space to support the Commission's current as well as the projected operational, administrative and maintenance needs at the T-M facility. Three (3) proposed alternatives will be identified by the Consultant for review and consideration by the Commission

A kick-off meeting was held with Gannet Fleming on February 25, 2014. The Consultant collected as-built drawings, and reviewed building systems deficiencies and improvement recommendations as presented under various recently completed concept studies. An executive staff work session was held on March 14, 2014. A Draft Space Program report was received on April 4, 2014 and a meeting was held with the Consultant on May 1 to share the Commission's comments.

A revised Space Utilization Program report was received on June 30, 2014 and a meeting was held with the Consultant on July 8, 2014. Subsequent to this meeting, the Commission asked Gannet Fleming to explore an additional fourth option to this Project for enhanced maintenance capabilities at the Trenton-Morrisville site that could serve District I wide Maintenance and Operations' needs. A Preliminary Draft Submission was received from the Consultant on November 13<sup>th</sup> and a submission review meeting was held with the Commission executive staff on November 17, 2014. Commission comments were shared with the Consultant to incorporate and advance this fourth option into a Draft Submission.

Draft Concept Study Report was received on March 20<sup>th</sup> and an Executive Staff work session meeting was held with the Consultant on March 30, 2015. Consultants Draft Report was presented to the Commission and comments were shared with the Consultant to incorporate into the Final Report. Final Report is expected to be received by the end of June 2015.

# **DELAWARE RIVER JOINT TOLL BRIDGE COMMISSION**

## **Meeting of June 29, 2015 PROJECT STATUS REPORT**

### **TRENTON-MORRISVILLE TOLL & LOWER TRENTON TOLL SUPPORTED BRIDGES APPROACH ROADWAYS IMPROVEMENTS**

#### **DESIGN Contract No. C-639A (VMF/CLR/KMS)**

Cherry, Weber and Associates, P.C. (CWA) was issued Notice of Award and Limited Notice to Proceed effective February 25, 2014. This contract is for the Scope Development, Preliminary and Final Design and Post-Design Services for work at both the Trenton-Morrisville Toll Bridge Approach Roadways and the Lower Trenton Toll-Supported Bridge Approach Roadways. The Preliminary and Final Design effort under this contract that included the development of two (2) separate construction contracts: T-639A Trenton-Morrisville Toll Bridge Approach Roadways Improvements; and TS-639B Lower Trenton Toll-Supported Bridge Approach Roadways Improvements, has been completed.

CWA has completed their Post-Design Services for Contract T-639A and continues to provide their post-design, post-award services for the TS-639B contract, including the review of contractor submittals, responding to RFIs, maintaining a field presence for the direction of work, and participating in the TS-639B Progress Meetings as needed.

### **LOWER TRENTON TOLL-SUPPORTED BRIDGE APPROACH ROADWAYS IMPROVEMENTS**

#### **CONSTRUCTION Contract No. TS-639B (VMF/CLR/KMS)**

Mount Construction Company, Inc. (Mount) was awarded this construction contract at the Commission's January 2015 Meeting and Notice to Proceed was issued effective March 9, 2015. In May, two (2) progress meetings were held with Commission, AECOM (Resident Engineer), Construction Inspection firm, and Mount Construction in attendance; and, responses to submittals and RFIs continued to be provided and tracked. The majority of the work on the Pennsylvania side of the River is complete with Mount completing the accelerated concrete pavement patching; the installation of the granite and mountable curb on Bridge Street; and, the paving of the asphalt wearing course on Bridge Street. Mount has mobilized to the New Jersey approach roadway and has begun concrete curb and sidewalk replacement and the milling of New Warren Street in preparation for concrete pavement patching.

# **DELAWARE RIVER JOINT TOLL BRIDGE COMMISSION**

## **Meeting of June 29, 2015 PROJECT STATUS REPORT**

### **CONSTRUCTION INSPECTION Task Order Assignment Contract No. C-629B-1 (VMF/CLR/KMS)**

This is a Task Order Agreement Assignment to Michael Baker, Jr., Inc. (MB) for inspection services associated with the TS-639B Lower Trenton Toll-Supported Bridge Approach Roadways Improvements Project. The MB inspection team, consisting of a full time inspector and part time office engineer and scheduler continues to provide their services for the Construction Contract. The inspection team continues to participate in Progress meetings and provide construction inspection services. The Scheduler continues to review and provided comments for the bi-weekly schedule updates. The Office Engineer continues to participate in progress meetings and is maintaining the document filing system including the tracking of submittals and RFIs.

### **SCUDDER FALLS BRIDGE REPLACEMENT PROJECT FINAL DESIGN SERVICES**

#### **FINAL DESIGN Contract No. C-660A (KMS/RWL)**

Michael Baker Jr., Incorporated (MBJ) of Hamilton New Jersey was issued the Notice to Proceed effective March 11, 2015. A Kick-Off Meeting was held on March 19, 2015 with a separate Executive Session and Technical Session being held. The latest Progress Meetings were held with Baker on May 5<sup>th</sup> and June 2<sup>nd</sup> to review the status of the contract and progress of the work completed to date. Baker submittals during the month of May included the Draft Preliminary Design Review Report, the Draft Structures Design TS&L Report for the Main River Bridge and the Draft Structures Design TS&L Report for the Noise Walls as well as the following draft environmental reports; Water Temperature Monitoring Plan, Water Quality Monitoring Plan and the Cofferdam Monitoring Plan. All of these documents are being reviewed by Engineering Staff and the DMC.

# **DELAWARE RIVER JOINT TOLL BRIDGE COMMISSION**

## **Meeting of June 29, 2015 PROJECT STATUS REPORT**

### **CAPITAL PROGRAM MANAGEMENT CONSULTANT (CPMC) & DESIGN MANAGEMENT CONSULTANT (DMC) SERVICES FOR THE I-95/SCUDDER FALLS BRIDGE IMPROVEMENT PROJECT**

#### **CPMC SERVICES – YEAR 2015**

Task Order Assignment No. C-502A-1J  
(KMS/RWL)

The Capital Program Management Consultant (CPMC) services are being continued under this Task Order Assignment, which began in March 2015. AECOM is providing one (1) full-time Project Manager and one (1) part-time Program Area Manager to oversee and manage various design and construction projects that are being advanced in the Capital Improvement Program. Under this Task Order Assignment the CPMC will be closing out the Route 1 Approaches paving project T-639A; providing full-time Resident Engineering duties for Construction Contract TS-639B, Lower Trenton TSB Approach Roadways Improvements; and, management and oversight of the other CPMC assigned projects.

#### **CPMC COMMUNICATIONS INFRASTRUCTURE SUPPORT SERVICES**

Task Order Assignment No. C-502A-1K  
(WMC/KMS)

AECOM has completed efforts relating to determining the overall system requirements / future needs and submitted a draft report summarizing the results of the same. The next phase involves developing an alternatives assessment report identifying potential solutions customized to meet the system requirements / future needs.

#### **DMC ADVANCED ENGINEERING SERVICES FOR PRIORITY ITEMS OF WORK**

Task Order Assignment No. C-502A-2D  
(KMS/RWL)

The AECOM team continued to perform **Public Involvement** activities with the monitoring of the Project Hotline and providing updates to the project website.

The **Right of Way (ROW)** impacts to adjacent property owners have been reassessed for the proposed project, based on the final grading and drainage plan detail that has been developed. Final ROW Plans and taking descriptions were submitted to the Commission on March 25, 2015, and are under review by Commission staff. These plans are being used to support the necessary property acquisitions (full and partial) for the project.

# **DELAWARE RIVER JOINT TOLL BRIDGE COMMISSION**

## **Meeting of June 29, 2015 PROJECT STATUS REPORT**

### **DMC SERVICES FOR MANAGEMENT AND OVERSIGHT OF FINAL DESIGN**

#### **Task Order Assignment No. C-502A-2G (KMS/RWL)**

AECOM's Design Management Consultant (DMC) Services are being continued from Task Order Assignment C-502A-2F DMC Services 2013-2014, under this Task Order Assignment that was authorized on January 16, 2015. The DMC services being provided under this Task Order Assignment include management and oversight of final design for the project through award of the Scudder Falls Bridge construction contracts. The DMC Services also include support to the Commission with the following: agency coordination, ROW acquisition plan development and coordination, environmental permitting, public involvement support, and coordination of necessary agreements with outside agencies. This DMC Task Order Assignment will cover DMC services through final design and award of the main Scudder Falls Bridge Project construction contract.

Environmental permitting agency coordination continues as well as preparation of the USACE and PADEP permit application packages, including all back-up documentation. Coordination was also ongoing with NJDEP – Green Acres regarding the “No-Net Loss” tree survey and assessment and the back-up documentation required for the final application package. The Jurisdictional Determination (JD) Plans were completed and submitted to the USACE on February 23, 2015 for review and preliminary approval. Comments were received from the USACE in May and are currently being addressed. A meeting was also held with representatives from the PADEP and the USACE on May 11, 2015 to discuss options available to the Commission for the timing of construction of the PA wetlands mitigation site. A meeting was also held with Evergreen Environmental on February 24<sup>th</sup> to review the requirements for receiving wetlands credits from the Nishisakawick Creek Wetlands Bank in NJ, and to discuss options available for the Riparian Zone Mitigation. As a result of these discussions, Draft agreements were submitted for the wetlands mitigation bank and for the riparian zone mitigation services they can provide to the Commission, which are currently being reviewed by staff and Commission Counsel. Commission approval to move forward with these draft agreements was received at the March Commission Meeting.

The ROW acquisition process continued during the month of May, including coordination between Commission staff and the Commission's NJ and PA Legal Counsel. A letter was sent to Mr. James Morris in February notifying him of the Commission's desire to purchase his property for the project; and that an appraisal of his property will be prepared by the Commission. A second letter was sent to him on April 6, 2015 informing Mr. Morris that the Commission's appraisers and boring contractor will need to have access to enter upon his property to perform their work. A third letter was sent to Mr. Morris dated May 28, 2015 notifying him that markouts for the boring and monitoring well locations will be performed on June 2, 2015. The PA and NJ Legal Counsels have initiated the necessary appraisals for all of the various property acquisitions in Pennsylvania and New Jersey. At the March 2015 Commission Meeting the Commissioners provided authorization, in the form of a Resolution, for the Right-of-

## **DELAWARE RIVER JOINT TOLL BRIDGE COMMISSION**

### **Meeting of June 29, 2015 PROJECT STATUS REPORT**

Way Acquisition process. The appraisal for the Khalifa property in NJ was received on May 15, 2015 and is currently being reviewed by a second appraiser.

DMC Staff are coordinating the procurement of Contract T-661, Geotechnical Boring Contract for the SFB Project. The plans and specifications prepared by Baker under the C-660A contract were advertised for bidding on April 2, 2015. A mandatory pre-bid meeting and site tour was held on April 16, 2015. Bids were received on April 30, 2015 and the boring contract awarded at the May 18, 2015 Commission Meeting. Progress Meetings were held for Contract C-660A on May 5th and June 2<sup>nd</sup>, 2015. Various technical review meetings were held with Baker in May to review technical requirements for the main river bridge, the AET System, and the bridge officer's shelter. The DMC also reviewed and commented on various Baker submittals as well as the latest draft of Baker's Final Design Schedule.

A coordination meeting was also held with NJDOT staff on April 20, 2015 to review the proposed design layout for the NJ Route 29 Interchange. NJDOT confirmed that they want the design to proceed with the roundabouts. They did however request that the northbound entrance ramp from NJ Route 175 to I-95 remain open rather than be restricted to emergency access. They are concerned that trucks from the nearby quarry that will be utilizing the roundabout during the peak traffic periods to access northbound I-95 will create an unacceptable Level of Service for the roundabout. Commission staff are coordinating this issue with FHWA.

A RFP has been prepared for Contract C-663A, SFB Project Pre-Construction Traffic Study. The RFP was posted on the Commission's website on April 23, 2015. A pre-proposal meeting was held on April 30, 2015 and four (4) proposals were submitted on May 21, 2015. Oral interviews with each of the four proposers are being held on June 3, 2015.

# **DELAWARE RIVER JOINT TOLL BRIDGE COMMISSION**

## **Meeting of June 29, 2015 PROJECT STATUS REPORT**

### **SCUDDER FALLS BRIDGE INTERIM DECK REPAIRS**

Task Order Assignment No. C-628A-2  
(RFM/KMS)

Under this Task Order Assignment (TOA) the Consultant, Dewberry Engineers Inc. (Dewberry), is preparing plans for a contract to do deck repairs on the Scudder Falls Bridge. The existing deck is deteriorating and needs to be repaired to provide a satisfactory riding surface until the Scudder Falls Replacement Bridge is constructed. The purpose of this TOA is to prepare plans for a deck repair contract. After the repairs are complete, have the Contractor retained on an on-call basis for the following two (2) years, with an additional 1-year option, to repair new potholes as they develop. Bid opening was May 5, 2015. Five bids were received. Low bid was from Sparwick Contracting Inc. for \$916,696.00 which was 25% below the Engineer's Estimate. At the May Commission meeting it was voted to award the contract to Sparwick Contracting Inc. Due to the Peregrine Falcon nesting on the existing Scudder Falls Bridge, the Pennsylvania Game Commission was notified of the intent of the contract, and has issued a letter allowing the project, but restricting work during the nesting season (January 15 to July 31). This work restriction has been included in the Bid Documents, and as a result, the contractor will begin on, or after, August 1, 2015.

### **I-78 TOLL BRIDGE MAINTENANCE GARAGE**

#### **SPACE PROGRAM AND CONCEPT STUDY**

Task Order Assignment No. C-627A-2  
(RJZ/RWL)

This Task Order Assignment is for a Space Program and Concept Study for the I-78 Toll Bridge Maintenance Garage. The purpose of this assignment is to provide the Commission with guidance in enhancing operational efficiency and facility space utilization. The Space Program will include a detailed analysis of the current versus required space to support the Commission's current as well as the projected operational, and maintenance needs at the facility.

At the conclusion of the Space Program, a Concept Study Report will be prepared to include three (3) proposed alternatives for review and consideration by the Commission in selecting the preferred alternative to be advanced to Final Design under a separate procurement process. As part of each alternative, the mechanical, electrical, plumbing, and life and safety improvements will be presented. Also, Building Management Systems will be part of each design concept which will reduce building systems' energy use and benefit the Commission in a long-term energy cost saving.

## **DELAWARE RIVER JOINT TOLL BRIDGE COMMISSION**

### **Meeting of June 29, 2015 PROJECT STATUS REPORT**

A kick-off meeting was held with Buchart Horn, Inc. / BASCO Associates on September 8, 2014 and a space utilization program interview was conducted on October 2, 2013. A Draft Space Utilization Program report was received on November 24 and a submission review meeting was conducted with the Consultant on December 3, 2014. Commission comments were shared with the Consultant at the meeting and incorporated into a Draft Concept Study Report submission which was received on December 22, 2014.

Draft Concept Study Report was presented to the Commission on January 15, 2015, and Commission comments were shared with the Consultant. Final Draft Concept Study Report was received on February 27, 2015 reviewed by the Commission Staff and comments were shared with the consultant.

Final Report incorporating all of the Commission comments were received on April 17, 2015. This Task Order Assignment is being closed with 5% below budget.

### **I-78 TOLL PA APPROACH PAVING IMPROVEMENTS**

#### **I-78 TOLL BRIDGE MAIN RIVER BRIDGE LIGHTING RELOCATION**

Contract No. T-506B  
(WMC/RWL)

On May 7, 2015, the Commission received four (4) bids for this construction project and subsequently awarded the contract to the lowest responsible bidder, Kuharchik Construction, Inc., in the amount of \$92,846.00.

### **EASTON-PHILLIPSBURG TOLL BRIDGE REHABILITATION, PRELIMINARY, FINAL & POST DESIGN SERVICES**

DESIGN  
Contract No. C-437B  
(CTH/RWL)

This project was awarded to Parsons Brinckerhoff (PB) at the February 28, 2012 Commission meeting. PB provided the Commission their final design submission on February 22, 2013. Construction bids were received on April 11, 2013. The design contract is in the process of being closed out.

## **DELAWARE RIVER JOINT TOLL BRIDGE COMMISSION**

### **Meeting of June 29, 2015 PROJECT STATUS REPORT**

#### **CONSTRUCTION MANAGEMENT Contract No. CM-437A (CTH/RWL)**

This project was awarded to Greenman-Pedersen, Inc (GPI) at the April 29, 2013 Commission meeting. GPI was provided with a Notice to Proceed on May 30, 2013 and has participated in pre-activity and progress meetings since the start of construction. The CM contract is in the process of being closed out.

#### **CONSTRUCTION Contract No. T-437A (CTH/RWL)**

J.D. Eckman, Inc. (JDE) was awarded this construction contract at the Commission's April 29, 2013 meeting. JDE was provided a Notice of Award/Limited Notice-to-Proceed the following day and issued a Notice to Proceed effective May 29, 2013. JDE has participated in pre-activity and progress meetings since the start of construction in June 2013. JDE completed a major construction stage on December 12, 2013, slightly ahead of schedule. All lanes on the roadway were open to traffic during the 2013-2014 winter work shutdown period. Traffic restricting staged construction was reintroduced on March 5, 2014. The final construction stage is substantially complete and the roadway was opened to unrestricted traffic during peak periods on December 8, 2014 as required by contract. Remaining work consists of painting the main river bridge sidewalk railing and is expected to be completed by the end of June 2015.

### **PORTLAND-COLUMBIA TOLL BRIDGE APPROACH ROADWAY IMPROVEMENTS**

#### **DESIGN CONTRACT NO. C-566A (CTH/RWL)**

Greenman-Pederson, Incorporated (GPI) was issued Notice of Award and Limited Notice to Proceed effective July 1, 2014. This contract is for the Scope Development, Preliminary and Final Design and Post-Design Services for work at the Portland-Columbia Toll Bridge Approach Roadways.

GPI continues to perform Post Design/Post Award services which include reviewing and responding to submittals and RFIs as well as attending construction progress meetings.

## **DELAWARE RIVER JOINT TOLL BRIDGE COMMISSION**

### **Meeting of June 29, 2015 PROJECT STATUS REPORT**

#### **CONSTRUCTION Contract No. T-566A (CTH/RWL)**

Intercounty Paving Associates, LCC (IPA) was awarded this construction contract at the Commission's February 2015 Meeting; issued Notice of Award and Limited Notice to Proceed effective February 25, 2015; and issued Notice to Proceed effective March 26, 2015 upon the approval of IPA's insurance. IPA's Preliminary Schedule and Health and Safety Program (HASP) have both been submitted and are under review. IPA has also begun submitting RFIs. A preconstruction meeting was held on April 9, 2015 and field work has commenced and proceeding on schedule. Contract work is expected to be complete by the end of October 2015.

#### **CONSTRUCTION MANAGEMENT Contract No. C-629A-1 (CTH/RWL)**

Hill International, Inc. (Hill) was issued their Notice to Proceed for this Task Order Assignment (TOA) for Construction Management Services associated with Construction Contract T-566A effective March 3, 2015. The TOA kick off meeting was held on March 13<sup>th</sup>. Hill continues to review the contractor's updated construction schedule, perform safety reviews as well as attending construction progress meetings.

#### **CONSTRUCTION INSPECTION Contract No. CI-566A (CTH/RWL)**

Jacobs Engineering Group, Inc. (Jacobs) was awarded this Construction Inspection (CI) Contract at the Commission's February 2015 Meeting; issued Notice of Award and Limited Notice to Proceed effective February 25, 2015 and issued Notice to Proceed effective March 25, 2015 upon the approval of Jacob's insurance. The CI has set up the field office, continues to process the contractor's submittals, RFI's and invoices and is providing staff to perform inspection of the contractors various work items.

# **DELAWARE RIVER JOINT TOLL BRIDGE COMMISSION**

## **Meeting of June 29, 2015 PROJECT STATUS REPORT**

### **VARIOUS BRIDGES AND FACILITIES**

#### **DISTRICT 3 TOLL FACILITIES EMERGENCY STANDBY GENERATOR FINAL DESIGN AND POST DESIGN SERVICES**

Standby Generators Final Design  
Task Order Assignment No. C-627B-2  
(CLR/RZ/KMS)

Under this Task Order Assignment (TOA) the Consultant, French & Parrello Associates (FPA) is developing the final design for placing each of the three District 3 Toll Facilities (PCTB, DWGTB and MMTB) completely on standby generator power. FPA was issued their TOA Notice to Proceed effective March 16, 2015. FPA submitted their Pre-Final Design Submission on May 11<sup>th</sup>. A Pre-Final Design Review Meeting between FPA and Commission Staff was held on May 26<sup>th</sup>. The Final Design Submission will be forthcoming in early June.

#### **LEVEL 3 TOLL BRIDGE FACILITIES ENERGY AUDIT**

CONCEPT STUDY  
Task Order Assignment No. C-657A-1  
(RJZ/RWL)

This Task Order Assignment is to obtain an AHRAE Level 3 Energy Audit for the Toll Bridge Facilities noted below. The audit shall provide a basis for long term energy planning oriented toward a present value of net zero expenditure with respect to the projected cost savings preferably within ten years but not exceeding 20 years.

A kick-off meeting was held with Joseph Jingoli & Son, Inc. on April 21, 2015. The Consultant collected as-built drawings, placed Data Loggers and concluded site visits and surveys on May 20, 2015. Data Loggers are anticipated to be removed from all facilities by June 19 for use in the energy modeling and incorporated in the Draft Concept Study Report that is anticipated to be received by end July 2015.

## **DELAWARE RIVER JOINT TOLL BRIDGE COMMISSION**

### **Meeting of June 29, 2015 PROJECT STATUS REPORT**

#### **ELECTRONIC SURVEILLANCE / DETECTION SYSTEM**

RFP DEVELOPMENT, PROCUREMENT SUPPORT AND TRANSITION SERVICES  
Task Order Assignment No. C-539A-5  
(WMC/RWL)

URS Corporation continued to provide the Commission with technical support with regard to the implementation of Technology Updates for the Electronic Surveillance / Detection System by Schneider Electric Building Americas, Inc.

#### **ESS MAINTENANCE CONTRACT**

Contract No. DB-575A  
(WMC/RWL)

Schneider Electric Building Americas, Inc. continues to provide maintenance services in support of the Electronic Surveillance / Detection System under the direction of the Commission's Electronic Security and Surveillance Staff, who operate the system from the Primary Control Center located at the New Jersey State Police's Regional Operation and Information Center (ROIC) in West Trenton, New Jersey.

#### **ELECTRONIC TOLL COLLECTION SYSTEM**

DESIGN-BUILD  
Contract No. DB-427  
(RSL/CAS/RWL)

#### **In-Lane Toll System Design-Build-Maintain Project TO-427C**

Xerox continues to perform preventative maintenance for the electronic toll collection system and violation enforcement system. The toll equipment mounted to the toll plaza canopy in Lane 3 at the Easton-Phillipsburg Toll Bridge was struck by a vehicle. Technicians from Xerox were able to repair the lane signal indicator, transponder reader antenna and replace the laser scanner within a few hours of the incident, using items from the spare parts inventory.

Commission staff issued a purchase order to Xerox for the 2015 Spare Parts/Consumables.

# **DELAWARE RIVER JOINT TOLL BRIDGE COMMISSION**

## **Meeting of June 29, 2015 PROJECT STATUS REPORT**

### **Customer Service Center/Violation Processing Center Design-Build-Operate-Maintain Project TO-427D**

A status meeting with Duncan Solutions and Commission Staff was held to continue discussing the process that was implemented to collect from all pre-NJ Regional CSC violators that were transitioned from the Commission's standalone CSC to Duncan Solutions.

### **Customer Service Center/Violation Processing Center Project** DB-584 (CAS/RWL)

Xerox continues to provide services for the E-ZPass New Jersey Regional Customer Service Center/Violation Processing Center (CSC/VPC).

The New Jersey Turnpike Authority (NJTA) procurement for the E-ZPass Customer Service Center System & Operations is on-going. Proposals were received on May 29, 2015, the proposal submission date.

### **Traffic Count Program Upgrade** DR-550A (CAS/RSL)

Commission Staff is preparing a purchase order that will be issued in 2015. The purchase order will include material to deploy a count station at one site. Commission Staff finalized the bill of material for this installation for "fit-up" and "de-bugging". The Bill of Material has been sent to Commission Purchasing to issue a Purchase Order to Signal Service for the traffic counter and to purchase miscellaneous hardware to complete the installation. Commission Purchasing will determine if the Bill of Material for this first installation will have to be submitted to the PA Department of General Services COSTARS program for approval. If approval is not required, the traffic counter and miscellaneous hardware can be purchased and the Commission can proceed with the installation. If approval is required, there will be a delay before the traffic counter and miscellaneous equipment can be purchased.

# **DELAWARE RIVER JOINT TOLL BRIDGE COMMISSION**

## **Meeting of June 29, 2015 PROJECT STATUS REPORT**

### **IN-LANE TOLL SYSTEM REVIEW AND REQUEST FOR PROPOSAL DEVELOPMENT**

Task Order Assignment No. C-621A-1  
(CAS/RWL)

All work by RK&K under this Task Order Assignment is complete. Upon receipt and processing of the final invoice, we will closeout this assignment.

### **ELECTRONIC TOLL COLLECTION SYSTEM REPLACEMENT - PROCUREMENT ADVISOR**

Task Order Assignment No. C-621A-2  
(CAS/RWL)

Copies of the submitted Electronic Toll Collection System Replacement proposals were provided the RK&K for their review and support services to the Commission's Technical Evaluation Committee (TEC).

### **BRIDGE MONITORING SYSTEM BRIDGE MONITORING SYSTEM STUDY FOR SELECT VEHICULAR BRIDGES**

Contract No. C-556A  
(WMC/RWL)

On February 19, 2015, Pennoni Associates submitted their final report outlining opportunities for implementation of structural health monitoring as well as overweight / oversized vehicle detection, deterrence and enforcement through the long term application of sensor type technologies together with a data acquisition / reporting system to function as an integrated Bridge Monitoring System.

The Commission is currently evaluating the recommendation to recommission the monitoring equipment at New Hope-Lambertville and Riverton-Belvidere Toll Supported bridges.

### **LEVEL 3 – INVESTMENT GRADE TRAFFIC AND REVENUE FORECASTS**

C-549AR  
(CAS/RWL)

The agreement will remain open as there are two options included to update the traffic and revenue forecasts as needed by the Commission.

**DELAWARE RIVER JOINT TOLL BRIDGE COMMISSION**

**Meeting of June 29, 2015  
PROJECT STATUS REPORT**

**GENERAL ENGINEERING CONSULTANT 2015-2016  
ANNUAL INSPECTIONS**

**DRJTBC CONTRACT NO. C-684A  
(RFM/RWL)**

As the Commission's new General Engineering Consultant (GEC) Cherry, Weber & Associates (CWA) is providing Annual Inspection Services for the Toll Bridges, and Interim Inspections of the Toll-Supported Bridges in 2015.

Interim inspections of the six of the seven load-posted toll-supported bridges have been completed, with Northampton Street scheduled for inspection in early June. Toll Bridge inspections began on April 28<sup>th</sup> and have been completed at the Easton-Phillipsburg, Portland-Columbia, Milford-Montague, and I-78 Toll Bridges. . The interim inspection at Scudder Falls Toll Supported Bridge will be completed after August 1<sup>st</sup>, after the work-moratorium associated with the Peregrine Falcon. CWA is updating the PennDOT BMS and NJDOT Combis system for each of the scheduled bridges within 30 days of the completion of the field inspection of each bridge.

A monthly progress meeting was held with CWA on May 28, 2015, at the Trenton-Morrisville Administration Building. Inspections of the Toll Bridge Facilities are scheduled for June 16, 17, & 18, in Districts 3, 1 and 2, respectively.

# **DELAWARE RIVER JOINT TOLL BRIDGE COMMISSION**

**Meeting of June 29, 2015**

## **OPERATIONS**

The following Pages reflect the reports on those items assigned to the Operations Department. Each item is reported separately and page numbered accordingly.

\*\*\*

**DELAWARE RIVER JOINT TOLL BRIDGE COMMISSION**

**June 29, 2015**

**Operation Report  
For  
Department of Security, Safety & Training**

| SUBJECT   | DESCRIPTION                    | PAGE<br>NUMBER |
|---|--------------------------------|----------------|
| Department of Security,<br>Safety &<br>Training | Month of May<br>Status Reports | 1-2            |

# **DELAWARE RIVER JOINT TOLL BRIDGE COMMISSION**

**June 29, 2015**

## **Operation Report For Department of Security, Safety & Training**

May 7<sup>th</sup> Facilitated CPR/AED training at the Delaware Water Gap facility.

May 7<sup>th</sup> Attended Kronos attendance raining at the New Hope facility.

May 19<sup>th</sup> Facilitated Storm water Management Training at the New Hoe facility.

May 19<sup>th</sup> Facilitated Storm Water Management Training at the Morrisville facility.

May 20<sup>th</sup> Facilitated CPR/AED Re-certification training at the I-78 facility.

May 21<sup>st</sup> Facilitated the Workplace Safety Committee monthly meeting at the Milford Montague facility.

During the month of May continued to support the engineering and operation's department in support of scheduling Troopers for assignments, and conducted weekly meeting with both State Police Liaisons. There were (5) request for Troopers for details of construction scheduled and completed.

## May 2015

| Bridges                       | N/R<br>Accidents |    | Traffic<br>Accidents |    | Motorist<br>Assists |    | Other |    |
|-------------------------------|------------------|----|----------------------|----|---------------------|----|-------|----|
|                               | NJ               | PA | NJ                   | PA | NJ                  | PA | NJ    | PA |
| Milford-Montague 40           | 0                | 0  | 0                    | 0  | 6                   | 0  | 2     | 0  |
| Delaware Water Gap 41         | 0                | 0  | 0                    | 0  | 9                   | 1  | 9     | 3  |
| Portland Pedestrian 42        | 0                | 0  | 0                    | 0  | 0                   | 0  | 0     | 0  |
| Portland – Columbia 43        | 0                | 0  | 0                    | 0  | 2                   | 0  | 3     | 0  |
| Riverton – Belvidere 44       | 0                | 0  | 0                    | 0  | 3                   | 0  | 0     | 1  |
| Rt 22 EP 45                   | 0                | 1  | 0                    | 0  | 0                   | 0  | 30    | 0  |
| Northampton St 46             | 0                | 0  | 0                    | 0  | 0                   | 0  | 2     | 2  |
| I-78 47                       | 0                | 1  | 0                    | 0  | 0                   | 3  | 10    | 6  |
| Riegelsville 48               | 0                | 0  | 0                    | 0  | 0                   | 0  | 3     | 2  |
| Upper Black Eddy Milford 49   | 0                | 0  | 0                    | 0  | 0                   | 0  | 0     | 0  |
| Uhlerstown Frenchtown 50      | 0                | 0  | 0                    | 0  | 0                   | 0  | 0     | 0  |
| Lumberville Raven Rock 51     | 0                | 0  | 0                    | 0  | 0                   | 0  | 0     | 0  |
| Centre Bridge Stockton 52     | 0                | 0  | 0                    | 0  | 0                   | 0  | 6     | 0  |
| New Hope Lambertville Toll 53 | 0                | 0  | 0                    | 1  | 2                   | 0  | 0     | 1  |
| New Hope Lambertville 54      | 0                | 0  | 0                    | 0  | 0                   | 0  | 18    | 2  |
| Washington Crossing 55        | 0                | 0  | 0                    | 0  | 0                   | 0  | 0     | 0  |
| Scudder Falls 56              | 0                | 0  | 0                    | 1  | 3                   | 2  | 2     | 0  |
| Calhoun St 57                 | 0                | 0  | 0                    | 0  | 0                   | 1  | 1     | 1  |
| Lower Trenton 58              | 0                | 0  | 0                    | 0  | 0                   | 0  | 0     | 0  |
| Morrisville Trenton 59        | 0                | 4  | 1                    | 0  | 12                  | 0  | 3     | 1  |

|                           | Citations | Warnings | Security Checks |
|---------------------------|-----------|----------|-----------------|
| New Jersey State Police   | 27        | 36       | 355             |
| Pennsylvania State Police | 17        | 2        | 754             |

# **DELAWARE RIVER JOINT TOLL BRIDGE COMMISSION**

**Meeting of June 29, 2015**

## **Operations Report Index**

### **ELECTRONIC SECURITY AND SURVEILLANCE REPORT**

| <b>Subject</b>                       | <b>Description</b>                      | <b>Page Numbers</b> |
|--------------------------------------|---|---------------------|
| Electronic Security and Surveillance | Status Report for the Month of May 2015 | 1 - 4               |

# **DELAWARE RIVER JOINT TOLL BRIDGE COMMISSION**

**Meeting of June 29, 2015**

## **ELECTRONIC SECURITY AND SURVEILLANCE REPORT MONTH OF MAY 2015**

The below-listed items represent meetings, communications, tasks, and projects involving the Electronic Security and Surveillance Department:

### **Radio System**

- During the month of May 2015, ESS personnel continued working with Motorola to upgrade the Commission's radio system to 700 MHz/P25. Work at the Easton tower site is complete and the site seems to provide the necessary coverage. Additional site surveys were conducted at the following radio IR sites during the month: MM, DWG, PC, Holland Twp., NJ, and Stockton, NJ. Also during the month a new radio antenna system was installed in the Easton-Phillipsburg Toll Tunnel to allow the portable radios to properly receive and transmit messages from the tunnel.
- On May 15, and 19, 2015 ESS personnel received training on the new GPS feature in the P25 radios.
- ESS personnel arranged for various radio installations and repairs during the month of May 2015.
- ESS personnel alone, and in conjunction with the New Jersey State Police investigated various other DRJTBC radio issues both during and after normal working hours.
- ESS personnel continue to work with the Districts and IT to update the Cartegraph radio inventory database.

### **Access Control System**

- During the month of May 2015, ESS personnel continued to work with Schneider Electric on various access control issues. A problem was detected in the system when attempting to make new ID badges. Schneider Electric has developed a "work around" and is seeking a permanent fix.
- At the request of District II, ESS made new mag stripe ID badges for all District II Toll personnel. The new badge eliminates the need for the collectors to carry both an ID badge and a toll lane swipe card.
- During the month of May 2015, ESS personnel worked with General Supply (Commission's lock smith) to address various lock issues.

# **DELAWARE RIVER JOINT TOLL BRIDGE COMMISSION**

**Meeting of June 29, 2015**

## **ELECTRONIC SECURITY AND SURVEILLANCE REPORT MONTH OF MAY 2015**

- In May 2015, ESS personnel created ID badges for new employees and consultants. Additionally, ESS continued making "Essential Employee" ID badges for current employees.
- During the month of May 2015, the ACS database was audited and the system was purged of invalid employee and contractor cards. Various other employee ACS rights were updated and/or changed at the request of supervisors.
- Various door alarms and ACS issues were addressed both during and after normal working hours.

### **ESS**

- On May 1, 2015, ESS personnel met with representatives from Schneider Electric to review the maintenance project and various other repairs/construction projects being scheduled.
- During the month of May 2015, Schneider Electric installed six new test cameras for viewing and to be utilized for replacing cameras in the future.
- During the month of May 2015, ESS personnel worked with IT and Schneider Electric to update the ESS Cartegraph inventory.
- During the month of May 2015, ESS personnel worked with AECOM on the Commission's bandwidth study.
- ESS personnel reviewed and purged the ESS video storage database that contains copies of videos requested by DRJTBC personnel and outside agencies.
- ESS personnel worked during, and after normal working hours on numerous ESS issues and problems raised by Commission members.
- The ESS Primary Control Center continues to operate 24/7 and detected, documented, and assisted the District bridges with various emergencies, traffic, and security related incidents.
- During the month of May 2015, ESS personnel investigated and processed the following eighteen video requests:

# **DELAWARE RIVER JOINT TOLL BRIDGE COMMISSION**

**Meeting of June 29, 2015**

## **ELECTRONIC SECURITY AND SURVEILLANCE REPORT MONTH OF MAY 2015**

1. On 05/04/15, the Warren County, NJ Prosecutor's Office requested a video search from DWG regarding a theft.
2. On 05/05/15, the Phillipsburg, NJ Police Department requested a video search from Northampton Street regarding a police investigation.
3. On 05/07/15, District I requested a video search from the NHL TSB regarding a pedestrian that fell and has filed a law suit against the Commission.
4. On 05/12/15, the PA State Police requested a video search from DWG regarding a hit and run accident.
5. On 05/12/15, the NJ State Police requested a video search from RB regarding a burglary investigation.
6. On 05/14/15, the NJ State Police requested a video search from PC regarding an armed robbery.
7. On 05/14/15, the NJ State Police requested a video search from PC regarding an armed robbery.
8. On 05/15/15, ESS requested a video search from MM regarding a suicide attempt that occurred under the bridge.
9. On 05/15/15, the Solebury, PA Police Department requested a video search from NHL regarding a truck that lost part of its load on Commission property.
10. On 05/16/15, the PA State Police requested a video search from I-78 regarding a motor vehicle accident (MVA).
11. On 05/18/15, the NJ State Police requested a video search from PC regarding an armed robbery investigation.
12. On 05/20/15, the NJ State Police requested a video search from CBS regarding a police investigation.

# **DELAWARE RIVER JOINT TOLL BRIDGE COMMISSION**

**Meeting of June 29, 2015**

## **ELECTRONIC SECURITY AND SURVEILLANCE REPORT MONTH OF MAY 2015**

13. On 05/22/15, a motorist requested a video search from TM regarding a motor vehicle accident.
14. On 05/23/15, District I requested a video search from TM regarding an MVA that caused damage to Commission property.
15. On 05/27/15, District II requested a video search from EP regarding an MVA that caused damage to Commission property.
16. On 05/28/15, District II requested a video search from RV regarding Commission damage.
17. On 05/29/15, District III requested a video search from PC regarding an MVA that resulted in Commission damage.
18. On 05/31/15, the PA State Police requested a video search from I-78 regarding a hit and run accident.

### **Miscellaneous**

- On 05/05/15, ESS personnel attended the DRJTBC Staff Meeting, Operations Meeting and a Budget Meeting at the New Hope Executive Headquarters.
- On 05/07/15, ESS personnel attended Kronos training at the New Hope Executive Headquarters.
- On 05/27/15, ESS held a department meeting to discuss current issues.
- On May 28, 2015, ESS personnel attended a meeting at the New Hope Eagle Firehouse to discuss the upcoming fireworks displays to be held on the river in the vicinity of the New Hope-Lambertville Toll Supported Bridge.
- During the month of May 2015, ESS personnel conducted a selection process to hire a new ESS Monitor.
- During the month of May 2015, ESS personnel assisted Human Resources and the Districts with various internal issues, investigations, and terminations.
- During the month of May 2015, ESS assisted the Chief Administrative Officer with an OPRA request.

**DELAWARE RIVER JOINT TOLL BRIDGE COMMISSION**

**Meeting of June 29, 2015**

**SUPPLEMENTAL PROJECTS REPORT**

**OVERVIEW REPORT OF GENERAL UPKEEP, PREVENTATIVE MAINTENANCE,  
MAINTENANCE PROJECTS AND UPDATE OF MOTOR ASSIST PROGRAM**

**DISTRICT I, II AND III**

**Month of April 2015**

Report as shown directly hereunder and have been submitted by Lendell Jones, Director of Plants and Facilities, to keep the Commission Members apprised of the above captioned items at all three districts.

\*\*\*

**DELAWARE RIVER JOINT TOLL BRIDGE COMMISSION**

**Meeting of June 29, 2015**

**OPERATIONS REPORT INDEX  
FOR  
SUPPLEMENTAL PROJECTS REPORT**

| <b>SUBJECT</b> | <b>DESCRIPTION</b>   | <b>PAGE<br/>NUMBER</b> |
|----------------|--|------------------------|
| Projects       | Supplemental Projects Report-Overview Report<br>of General Upkeep, Preventative Maintenance,<br>Maintenance Projects and Update of Motor<br>Assistance Program District I, II and III for the<br>Month of May 2015 | 1 – 7                  |

District I

LeVar Talley, Superintendent

Michele Gara, Asst. Superintendent

Larry Dubin, Foreman of Maintenance, Trenton-Morrisville

Daniel Pascuillo, Foreman of Maintenance, New Hope-Lambertville

**Trenton-Morrisville Toll Bridge**

| Task                         | JAN   | FEB   | MAR   | APR   | MAY   | JUN | JUL | AUG | SEP | OCT | NOV | DEC | Total Man-hours |
|------------------------------|-------|-------|-------|-------|-------|-----|-----|-----|-----|-----|-----|-----|-----------------|
| Bridge Maintenance           | 224   | 136   | 330   | 240   | 244   |     |     |     |     |     |     |     | 1,174           |
| Bldg./Facilities Maintenance | 768   | 720   | 986   | 910   | 764   |     |     |     |     |     |     |     | 4,148           |
| Grounds Maintenance          | 224   | 136   | 362   | 476   | 502   |     |     |     |     |     |     |     | 1,700           |
| Road Maintenance             | 232   | 152   | 362   | 242   | 291   |     |     |     |     |     |     |     | 1,279           |
| Snow/Ice Maintenance         | 527   | 272   | 579   | 234   | 236   |     |     |     |     |     |     |     | 1,848           |
| Vehicle Maintenance          | 520   | 304   | 582   | 449   | 415   |     |     |     |     |     |     |     | 2,270           |
| Miscellaneous                | 232   | 152   | 338   | 298   | 300   |     |     |     |     |     |     |     | 1,320           |
| Total Man-hours              | 2,727 | 1,872 | 3,539 | 2,849 | 2,752 | 0   | 0.0 | 0   | 0   | 0   | 0   | 0.0 | 13,739          |

**New Hope-Lambertville Toll Bridge**

| Task                         | JAN   | FEB   | MAR   | APR   | MAY   | JUN | JUL | AUG | SEP | OCT | NOV | DEC | Total Man-hours |
|------------------------------|-------|-------|-------|-------|-------|-----|-----|-----|-----|-----|-----|-----|-----------------|
| Bridge Maintenance           | 364   | 352   | 398   | 588   | 385   |     |     |     |     |     |     |     | 2,087           |
| Bldg./Facilities Maintenance | 764   | 854   | 773   | 727   | 556   |     |     |     |     |     |     |     | 3,674           |
| Grounds Maintenance          | 356   | 284   | 446   | 540   | 610   |     |     |     |     |     |     |     | 2,236           |
| Road Maintenance             | 300   | 344   | 530   | 426   | 419   |     |     |     |     |     |     |     | 2,019           |
| Snow/Ice Maintenance         | 737   | 524   | 566   | 304   | 255   |     |     |     |     |     |     |     | 2,386           |
| Vehicle Maintenance          | 370   | 292   | 342   | 304   | 275   |     |     |     |     |     |     |     | 1,583           |
| Miscellaneous                | 316   | 296   | 350   | 312   | 287   |     |     |     |     |     |     |     | 1,561           |
| Total Man-hours              | 3,207 | 2,946 | 3,405 | 3,201 | 2,787 | 0   | 0.0 | 0   | 0   | 0   | 0   | 0.0 | 15,546          |

**Southern Division Toll Supported Bridges**

| Task                         | JAN   | FEB   | MAR   | APR   | MAY   | JUN | JUL | AUG | SEP | OCT | NOV | DEC | Total Man-hours |
|------------------------------|-------|-------|-------|-------|-------|-----|-----|-----|-----|-----|-----|-----|-----------------|
| Bridge Maintenance           | 40    | 64    | 8     | 72    | 32    |     |     |     |     |     |     |     | 216             |
| Bldg./Facilities Maintenance | 336   | 452   | 565   | 579   | 208   |     |     |     |     |     |     |     | 2,140           |
| Grounds Maintenance          | 64    | 32    | 233   | 526   | 490   |     |     |     |     |     |     |     | 1,345           |
| Road Maintenance             | 48    | 80    | 151   | 48    | 356   |     |     |     |     |     |     |     | 683             |
| Snow/Ice Maintenance         | 502   | 272   | 287   | 16    | 0     |     |     |     |     |     |     |     | 1,077           |
| Vehicle Maintenance          | 156   | 160   | 206   | 231   | 239   |     |     |     |     |     |     |     | 992             |
| Miscellaneous                | 150   | 135   | 96    | 148   | 148   |     |     |     |     |     |     |     | 677             |
| Total Man-hours              | 1,296 | 1,195 | 1,546 | 1,620 | 1,473 | 0   | 0.0 | 0   | 0   | 0   | 0   | 0.0 | 7,130           |

District II  
James Shelly, Superintendent  
Harry Brown, Asst. Superintendent  
Robert Varju, Foreman of Maintenance, I-78  
Mark W. Dilts, Foreman of Maintenance, Easton-Phillipsburg

## Easton-Phillipsburg Toll Bridge

[illegible]

### I-78 Toll Bridge

[illegible]

### Northern Division Toll Supported Bridges

[illegible]

Jeanne P. Clark, Superintendent  
Richard Taitt, Assistant Superintendent  
Steve Cerra, Foreman of Maintenance

[illegible][illegible][illegible]



Delaware River  
Port Authority  
Commission

**Monthly Motor Assistance Program Report  
May 2015**

|        |   | AAA<br>Called      | Tire<br>Ass't | Cleared<br>Vehicle | Unleaded<br>Gas | Diesel<br>Fuel | Jump<br>Start | Radiator<br>Fill | Washer<br>Fill | Cell<br>Phone | Traffic<br>Control | Transport<br>Motorist | Other |
|--------|---|--------------------|---------------|--------------------|-----------------|----------------|---------------|------------------|----------------|---------------|--------------------|-----------------------|-------|
| 5/2015 | 1 | TM                 |               | 4                  | 1               |                | 1             |                  |                |               | 1                  |                       |       |
|        |   | <b>Dist Total</b>  |               | 4                  | 1               |                | 1             |                  |                |               | 1                  |                       |       |
|        | 2 | EP                 |               | 1                  |                 |                |               |                  |                |               | 1                  |                       |       |
|        |   | I78                | 4             |                    | 3               |                | 1             |                  |                |               | 2                  |                       |       |
|        |   | <b>Dist Total</b>  | 4             | 1                  | 3               |                | 1             |                  |                |               | 3                  |                       |       |
|        | 3 | DWG                | 4             | 4                  | 1               |                |               |                  |                |               | 1                  |                       |       |
|        |   | PC                 | 1             |                    | 1               |                |               |                  |                | 1             | 2                  |                       |       |
|        |   | <b>Dist Total</b>  | 5             | 4                  | 2               |                |               |                  |                | 1             | 3                  |                       |       |
|        |   | <b>Grand Total</b> | 5             | 7                  | 9               | 6              | 2             |                  |                | 1             | 7                  |                       |       |

DELAWARE RIVER JOINT TOLL BRIDGE COMMISSION

MONTHLY ACTIVITY SERVICES RENDERED REPORT

DISTRICT NORTHERN DIVISION

YEAR May 2015

| ACTIVITY/SERVICE                              | U-F        | M-UBE      | R-R            | B-R           | NS             | P-C      | TOTAL           |
|---|------------|------------|----------------|---------------|----------------|----------|-----------------|
| Disabled Vehicle Removal                      | 0          | 0          | 0              | 0             | 0              | 0        | 0               |
| Shift/Hours On Duty                           | 423        | 80         | 5160           | 4010.7        | 6104.5         | 0        | 15778.2         |
| Patrols/Crossovers                            | 200        | 42         | 1911           | 1777          | 3041           | 0        | 6971            |
| Complaints Received                           | 0          | 0          | 0              | 3             | 22             | 0        | 25              |
| Co-Operation W/Other Agencies                 | 31         | 1          | 966            | 100           | 374            | 0        | 1472            |
| Services Rendered                             | 165        | 18         | 1040           | 252           | 3750           | 0        | 5225            |
| First Aid                                     | 0          | 0          | 4              | 0             | 0              | 0        | 4               |
| Advisories: Pedestrians, Bikers & Automobiles | 57         | 15         | 324            | 119           | 668            | 0        | 1183            |
| Traffic Control Assistance                    | 17         | 0          | 128.75         | 49            | 429.2          | 0        | 623.95          |
| River Readings                                | 18         | 0          | 142            | 127           | 152.5          | 0        | 439.5           |
| Vehicles Refused Passage                      | 18         | 0          | 169            | 146           | 849            | 0        | 1182            |
| Medical Emergencies (911 Calls)               | 0          | 0          | 1              | 2             | 2              | 0        | 5               |
| Calls For Assistance (State Police)           | 0          | 0          | 7              | 10            | 8              | 0        | 25              |
| <b>TOTAL</b>                                  | <b>929</b> | <b>156</b> | <b>9852.75</b> | <b>6595.7</b> | <b>15400.2</b> | <b>0</b> | <b>32933.65</b> |

NOTES:

|       |                          |
|-------|--------------------------|
| U-F   | UHLERSTOWN-FRENCHTOWN    |
| M-UBE | MILFORD-UPPER BLACK EDDY |
| R-R   | RIEGELSVILLE             |
| B-R   | BELVIDERE-RIVERTON       |

DELAWARE RIVER JOINT TOLL BRIDGE COMMISSION

MONTHLY ACTIVITY SERVICES RENDERED REPORT

DISTRICT SOUTHERN DIVISION

YEAR \_\_\_\_\_

| ACTIVITY/SERVICE                              | CS           | WC          | NH-L        | LT         | CB-S       | L-R      | TOTAL        |
|---|--------------|-------------|-------------|------------|------------|----------|--------------|
| Disabled Vehicle Removal                      | 8            | 0           | 0           | 0          | 0          | 0        | 8            |
| Shift/Hours On Duty                           | 6824         | 3016        | 5229        | 265        | 408        | 0        | 15742        |
| Patrols/Crossovers                            | 2584         | 1435        | 2320        | 98         | 208        | 0        | 6645         |
| Other Inspections                             | 0            | 0           | 0           | 0          | 0          | 0        | 0            |
| Complaints Received                           | 22           | 2           | 13          | 0          | 0          | 0        | 37           |
| Co-Operation W/Other Agencies                 | 10           | 18          | 20          | 13         | 4          | 0        | 65           |
| Services Rendered                             | 681          | 166         | 537         | 16         | 14         | 0        | 1414         |
| First Aid                                     | 1            | 0           | 6           | 0          | 0          | 0        | 7            |
| Advisories: Pedestrians, Bikers & Automobiles | 717          | 99          | 668         | 0          | 21         | 0        | 1505         |
| Traffic Control Assistance                    | 24           | 57          | 17          | 15         | 0          | 0        | 113          |
| River Readings                                | 175          | 125         | 136         | 0          | 21         | 0        | 457          |
| Vehicles Refused Passage                      | 404          | 34          | 187         | 0          | 6          | 0        | 631          |
| Medical Emergencies (911 Calls)               | 11           | 3           | 2           | 0          | 0          | 0        | 16           |
| Calls For Assistance (State Police)           | 5            | 2           | 11          | 8          | 1          | 0        | 27           |
| Other Incidents                               | 0            | 0           | 0           | 0          | 0          | 0        | 0            |
| <b>TOTAL</b>                                  | <b>11466</b> | <b>4957</b> | <b>9146</b> | <b>415</b> | <b>683</b> | <b>0</b> | <b>26667</b> |

NOTES:

|      |                              |
|------|------------------------------|
| CS   | CALHOUN STREET               |
| WC   | WASHINGTON CROSSING          |
| NH-L | NEW HOPE-LAMBERTVILLE        |
| LT   | LOWER TRENTON                |
| CB-S | CENTER BRIDGE-STOCKTON       |
| L-R  | LUMBERVILLE-RAVEN ROCK (PED) |

**DELAWARE RIVER JOINT TOLL BRIDGE COMMISSION**

**Meeting of June 29, 2015**

**USE OF FACILITIES REQUEST REPORT**

**MONTH OF MAY 2015**

| <b>SUBJECT</b>    | <b>DESCRIPTION</b>                           | <b>PAGE<br/>NUMBER</b> |
|-------------------|--|------------------------|
| Use of Facilities | Use of Facilities Request-Month of May, 2015 | 1                      |

# **DELAWARE RIVER JOINT TOLL BRIDGE COMMISSION**

**Meeting of June 29, 2015**

## **PROPERTY REPORT**

### **Use of Commission Facilities**

| <b>Facility</b>                       | <b>Organization</b>               | <b>Date/Time</b>                   | <b>Description of Use</b>                                   |
|---------------------------------------|-----------------------------------|------------------------------------|---|
| I-78 Carpentersville Rd. Overpass     | Black River & Western Corporation | May 10, 2015 through June 14, 2015 | DII-Black River & Western Corp. "Dinosaur Train" Banner     |
| Northampton St. Toll Supported Bridge | Orthodox Church                   | May 21, 2015 through June 14, 2015 | DII Hellenic Orthodox church of Annunciation - Event Banner |

**DELAWARE RIVER JOINT TOLL BRIDGE COMMISSION**

**Meeting of June 29, 2015**

**Operations Report Index**

**Plants and Facilities**

| <b>SUBJECT</b>        | <b>DESCRIPTION</b>                  | <b>PAGE<br/>NUMBER</b> |
|-----------------------|-------------------------------------|------------------------|
| Plants and Facilities | Status report<br>Month of May, 2015 | 1-2                    |

## **DELAWARE RIVER JOINT TOLL BRIDGE COMMISSION**

**Meeting of June 29, 2015**

### **PLANTS AND FACILITIES REPORT MONTH OF MAY 2015**

- Oversaw and monitored activities for the Motorist Assistance Program during the month of May, 2015. Forwarded the monthly report to the Executive Director of Operations.
- Attended meeting with District II staff to discuss vehicle Capital purchases for 2015 at Easton Phillipsburg boardroom.
- Attended meeting with District I staff to discuss New Hope Administration building landscaping project approved in 2015 facility Capital budget.
- Attended Workplace Safety Committee meeting held at Milford-Montague Toll Facility. Safety audit of facility held. Reviewed 2015 Capital Projects with Milford maintenance foreman and staff.
- Attended C-627B-2 District 3 Toll Bridge Facilities Emergency Standby Generators Improvements 50% design submission review meeting held at New Hope Toll Bridge Facility.
- Attended Electronic Security and Surveillance Capital Program Meeting held at New Hope Toll Facility.
- Attended May staff meeting reported on Plants and Facilities items of interest at New Hope Toll Facility.
- Attended Superintendents / Operations meeting held at New Hope Toll Bridge facility. Discussed 2015 Facility Capital Projects.
- Attended Kronos Attendance Module training meeting held at New Hope Toll Bridge facility.
- Approved Capital furniture purchase for John Mills, Manager Security Safety and Training office at New Hope Toll facility.
- Attended C-508A I-78 Maintenance Garage Expansion Project (Pre-Proposal Meeting.) held at New Toll Bridge facility.

## **DELAWARE RIVER JOINT TOLL BRIDGE COMMISSION**

### **Meeting of June 29, 2015**

- Attended walkthrough at I-78 Toll Bridge facility for contractors interested submitting technical proposals for Engineering Services for C-508A I-78 Maintenance Garage expansion project.
- Attended Photo Op for Appalachian Trail Pennsylvania/New Jersey border state line marker unveiling held at Delaware Water Gap Toll Bridge.
- Prepared monthly Plants and Facilities report for May 2015 Superintendents / Operations staff meeting at New Hope Lambertville administration meeting.
- Reviewed the Accident Log/Property Damage Reports for the month of May 2015. Forwarded the monthly report to the Director of Human Resources, Insurance Administrator, Comptroller and Deputy Executive Director of Operations.
- Continued site visits of Commission Facilities during the month of May 2015 to review plant operations, maintenance procedures and related issues.
- Prepared and forwarded the report on Use of Commission Facilities requests for the month of May 2015 to the Deputy Executive Director of Operations.

**DELAWARE RIVER JOINT TOLL BRIDGE COMMISSION**

**Meeting of June 29, 2015**

**INFORMATION TECHNOLOGY DEPARTMENT REPORT**

**MONTH OF MAY 2015**

| <b>SUBJECT</b>            | <b>DESCRIPTION</b>   | <b>PAGE<br/>NUMBER</b> |
|---------------------------|--|------------------------|
| Information<br>Technology | Monthly Information Technology Department<br>Report Covering the Month of May 2015 | 1 - 3                  |

**DELAWARE RIVER JOINT TOLL BRIDGE COMMISSION**  
**Meeting of June, 2015**

Information Technology Department Report  
Month of May 2015

The following activities under the general heading of Information Technology were recently initiated, accomplished, or performed:

**Helpdesk/Communications/Network/desktops:**

- Record commission meeting and provide file to executive office.
- Processed 211 help desk work orders for the month May. Work orders include all software support including MUNIS, Cartegraph and KRONOS. IT daily tasks, printer issues, hardware and office software support, job postings, news posting, postings to the external web site, processing of IT security forms, moves, and telephone support.
- Continued deployment of upgraded desktops to comply with new O365.
- Approximately 28 desktops to be deployed through 2015 plus additional desktops for new employees.

**Projects:**

➤ MUNIS

- Contract Compliance Interface – Completed. Will be processed once required fields are completed in MUNIS.
- Analysis and training to expand and complete the contracts module – scheduled for August.
- Ongoing support for MUNIS including user support and issues.
- Apply MUNIS software program updates weekly. Averages 20 per week.

➤ Cartegraph

- The following implementations are being worked on and will be implemented:
  - Inventory/material to include clothing – July
  - Annual inspection scheduled for June.
  - Barcode and inventory all equipment maintained by Maintenance. Generators etc.
  - Storm management being updated to meet state requirements
- Training:
  - Foremen to run reports and reports being developed as needed.
  - Bridge Monitors to add/update WO's
  - Mechanics on entering WO's and scheduled WO's.

➤ KRONOS Time and Attendance

- Continued meetings with KRONOS to resolve issues.
- Service Pack upgrade in June.
- Attendance module – Training in June for Commission staff
- BO's access to new department managers John Mills, John McCullum.. Training for entering payroll and incident reports for overweight's etc.

**DELAWARE RIVER JOINT TOLL BRIDGE COMMISSION**  
**Meeting of June, 2015**

- IT continues to update schedules for operations. Part time schedules updated by managers. Schedule patterns continue to be developed and maintained by IT
- **O365/SharePoint**
  - Installation of O365 is on schedule.
  - SharePoint Installation is on schedule.
    - Invoice processing for utility bills – completed and ready for deployment.
    - Include all invoice processing in phase II.
    - Scudder Falls project – implement when needed.
- **Intranet:**
  - Update news clipping and engineering requests.
  - Update all documentation and forms on internal website.
  - Maintain all job postings on Intranet
- **Miscellaneous:**
  - Training scheduled in June for Bridge monitors – adding incident reports and maintaining Cartegraph WO's.
  - Install new leased printers working with Purchasing/Associated Imaging.
  - Scan, and approve Verizon communications invoices for payment.
  - Develop and maintain InfoPath forms and Access DB for commission operations reporting functions.