

DELAWARE RIVER
JOINT TOLL BRIDGE COMMISSION
MINUTES
MEETING OF NOVEMBER 20, 2017

DELAWARE RIVER JOINT TOLL BRIDGE COMMISSION

MEMBERS OF THE COMMISSION

NEW JERSEY

HONORABLE MICHAEL B. LAVERY
Chairman

HONORABLE GEOFFREY S. STANLEY

HONORABLE GARRETT LEONARD VAN VLIET

HONORABLE LORI CIESLA

HONORABLE YUKI MOORE LAURENTI
Treasurer

PENNSYLVANIA

HONORABLE WADUD AHMAD
Vice Chairman

HONORABLE MIRIAM HUERTAS

HONORABLE PAMELA JANVEY
Secretary

HONORABLE DANIEL GRACE

HONORABLE JOHN D. CHRISTY

DELAWARE RIVER JOINT TOLL BRIDGE COMMISSION

STANDING COMMITTEES

FINANCE, INSURANCE MANAGEMENT AND OPERATIONS

PENNSYLVANIA: Janvey*, Huertas
NEW JERSEY: Ciesla, Laurenti

PROJECTS, PROPERTY AND EQUIPMENT

PENNSYLVANIA: Ahmad, Grace
NEW JERSEY: Stanley, Van Vliet*

PROFESSIONAL SERVICES

PENNSYLVANIA: Ahmad*, Christy
NEW JERSEY: Lavery, Van Vliet

PERSONNEL

PENNSYLVANIA: Grace, Janvey
NEW JERSEY: Ciesla, Stanley*

AUDIT COMMITTEE

PENNSYLVANIA: Ahmad, Janvey
NEW JERSEY: Lavery*, Laurenti

ADMINISTRATIVE COMMITTEE

PENNSYLVANIA: Grace, Huertas
NEW JERSEY: Laurenti*, Ciesla

Chairman and Vice Chairman Ex-Officio of all Committees

*Chairman of Committee

**DELAWARE RIVER JOINT TOLL BRIDGE COMMISSION
RECAPITULATION OF COMMITTEE MEMBERSHIP**

Lavery	(1) Ex-Officio of all Committees (2) Professional Services Committees (3) Audit Committee (Chairperson)
Ciesla	(1) Finance, Insurance Management and Operations Committee (2) Personnel Committee (3) Administrative Committee
Ahmad	(1) Projects, Property and Equipment Committee (2) Professional Services Committee (Chairperson) (3) Audit Committee
Grace	(1) Projects, Property and Equipment Committee (2) Personnel Committee (3) Administrative Committee
Janvey	(1) Finance, Insurance Management and Operations Committee (Chairperson) (2) Personnel Committee (3) Audit Committee
Laurenti	(1) Finance, Insurance Management and Operations Committee (2) Audit Committee (3) Administrative Committee (Chairperson)
Christy	(1) Professional Services
Stanley	(1) Projects, Property and Equipment Committee (2) Personnel Committee (Chairperson)
Huertas	(1) Finance, Insurance Management and Operations Committee (2) Administrative Committee
Van Vliet	(1) Projects, Property and Equipment Committee (Chairperson) (2) Professional Services Committee

DELAWARE RIVER JOINT TOLL BRIDGE COMMISSION

PROFESSIONAL ASSOCIATES

CONSULTING ENGINEERS

CHERRY, WEBER & ASSOCIATES
Freehold, NJ

LEGAL COUNSEL

ARCHER
Philadelphia, Pennsylvania

FLORIO, PERRUCCI, STEINHARDT & FADER
Phillipsburg, New Jersey

EMPLOYMENT COUNSEL

STRADLEY, RONON, STEVENS & YOUNG
Philadelphia, Pennsylvania

CHIESA SHAHINIAN & GIANTOMASI
West Orange, New Jersey

AUDITOR

ZELENKOWSKIE AXELROD, LLC
Jamison, Pennsylvania

FINANCIAL ADVISOR

NW FINANCIAL GROUP
Jersey City, New Jersey

COMMUNICATIONS CONSULTANT

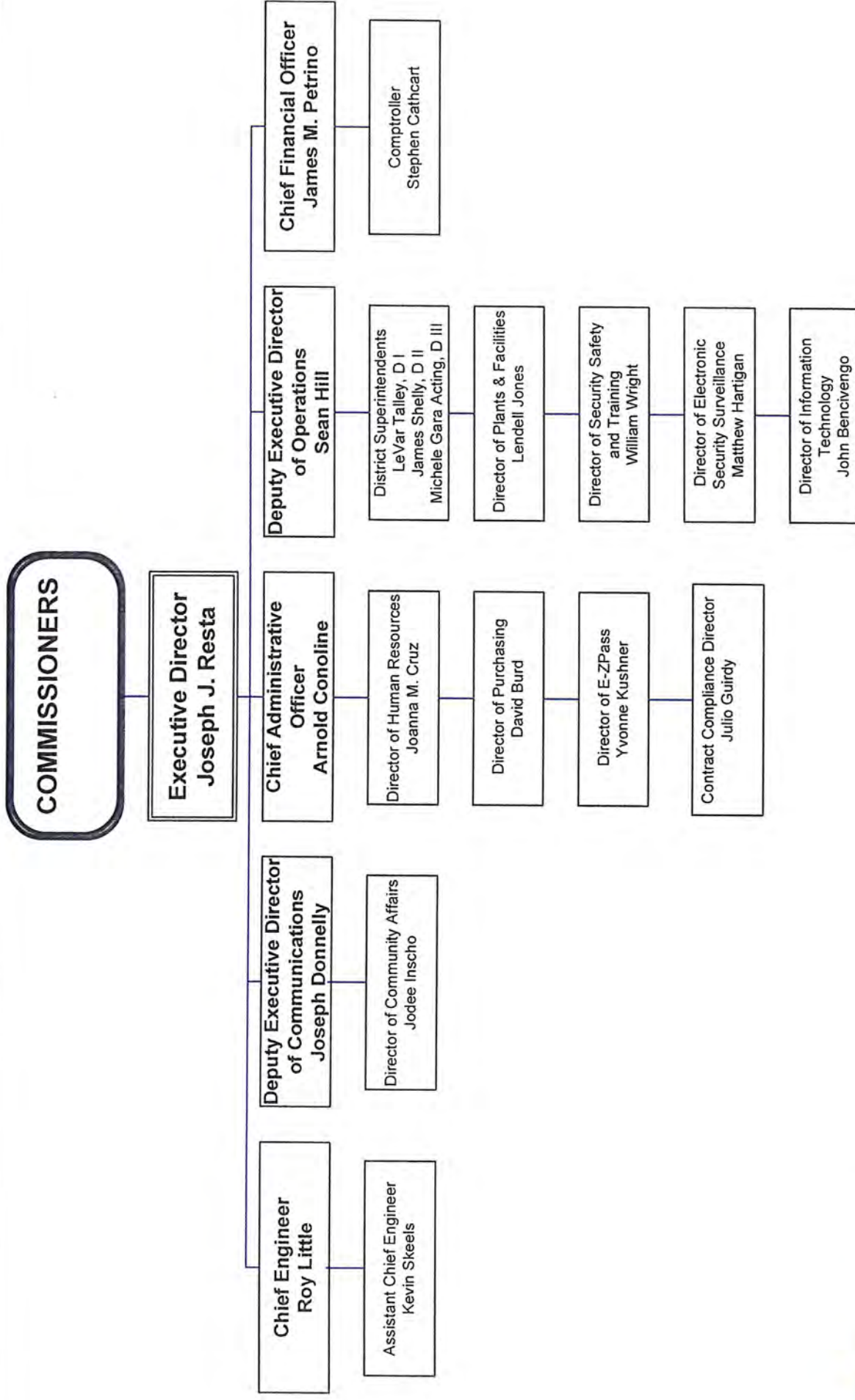
BELLEVUE COMMUNICATIONS
Philadelphia, Pennsylvania

INVESTMENT ADVISOR

WILMINGTON TRUST
Wilmington, Delaware

DELAWARE RIVER JOINT TOLL BRIDGE COMMISSION

ORGANIZATION CHART



DELAWARE RIVER JOINT TOLL BRIDGE COMMISSION

Meeting of November 20, 2017

INDEX TO MINUTES

	PAGE
1. Call to Order	1
2. Appearances.....	1 - 2
3. Roll Call.....	2
4. Welcome Remarks of Chairman	2
5. Introduction of Comments from the Public	2
6. Executive Director's Report	2 - 4
7. Approval of Minutes for Commission Meeting October 30, 2017	4
8. Approval of Operations Report Month of October 2017	4 - 5
9. Approval of Committee Meeting Schedule For 2018.....	5
10. Approval of Regular Monthly Commission Meeting Schedule for 2018	5
11. Amendment to the Memorandum of Agreement Of the New Jersey E-ZPass Group Whereas the Cape May County Bridge Commission (CMCBC) Be Admitted as a Member of the NJ E-ZPass Group	6
12. Renewal of Underground Storage Tank Insurance Policy	6 - 7
13. Authorize Award of Construction Management Services-Contract CM-707A-Commission Administration Building at Scudder Falls To Joseph Jingoli & Sons.....	7
14. Engage Auditors-Zelenkofske Axelrod, LLC	8

DELAWARE RIVER JOINT TOLL BRIDGE COMMISSION

Meeting of November 20, 2017

15.	Promotions of William Wright to First Senior Director of Operations	8	-	9
16.	Promotion of Lendell Jones to Senior Director of Maintenance & Toll Operations			9
17.	Promotion of Matthew Hartigan to Senior Director of Public Safety & Bridge Security.....	9	-	10
18.	Promotion of James Shelly to Senior Director of Training & Employee Safety			10
19.	Promotion of LeVar Talley to Director of Maintenance.....			11
20.	Promotion of Michele Gara to Director of Toll	11	-	12
21.	Promotion of Jonathan Freeman to Director Of Public Safety & Bridge Security.....			12
22.	Promotion of John Mills to Director of Training & Employee Safety	12	-	13
23.	Promotion of William Taitt to Deputy Director Of Maintenance			13
24.	Promotion of Harry Brown to Fleet Manager.....	13	-	14
25.	Promotion of Jesse Cole to Deputy Director Of Toll			14
26.	Promotion of Keith Zwicker to Bridge Security Manager	14	-	15
27.	Promotion of John McCallum to Training & Employee Safety Manager			15
28.	Promotion of Kenneth Terry to Primary Control Center Manager			16
29.	Approval of Payment of Invoices Stradley Ronon, PA Labor Counsel.....	16	-	17

DELAWARE RIVER JOINT TOLL BRIDGE COMMISSION

Meeting of November 20, 2017

30.	Approval of Payment of Invoices, Archer Law, PA Legal Counsel	17
31.	Approval for Payment of Invoice Chiesa, Shahinian & Giantomasi, NJ Labor Counsel.....	17 - 18
32.	Approval of Payment of Invoice, Florio Perrucci Steinhardt and Fader, NJ Legal Counsel	18
33.	Invitation for Comments from the Public	18
34.	Scheduling of the December 18, 2017 Meeting	18
35.	Adjournment	18 - 19

DELAWARE RIVER JOINT TOLL BRIDGE COMMISSION

Meeting of November 20, 2017

CALL TO ORDER

The Regular Monthly Meeting of the Delaware River Joint Toll Bridge Commission was called to Order at the New Hope Executive Offices, 2492 River Road, New Hope, PA. 18938-9519, on Monday, November 20, 2017 at 10:31 a.m. pursuant to notice properly forwarded to each member in compliance with the by-laws. Michael Lavery, Chairman, presided at this meeting. The Commissioners met in Executive Session to discuss legal and personnel matters prior to this meeting.

APPEARANCES

COMMISSION MEMBERS:

Hon. Wadud Ahmad (Pennsylvania)
Hon. Lori Ciesla (New Jersey)
Hon. John Christy (Pennsylvania)
Hon. Daniel Grace (Pennsylvania)
Hon. Miriam Huertas (Pennsylvania)
Hon. Pamela Janvey (Pennsylvania)
Hon. Yuki Moore Laurenti (New Jersey)
Hon. Michael Lavery (New Jersey)
Hon. Geoffrey S. Stanley (New Jersey)
Hon. Garrett Van Vliet (New Jersey)

COMMISSION COUNSEL:

Douglas Steinhart, Florio, Perrucci, Steinhart & Fader, New Jersey
Shelley Smith, Archer Law, Pennsylvania
Jonathan Bloom, Stradley, Ronon, Stevens & Young Pennsylvania
John Casey, Chiesa Shahnian & Giantomasi, New Jersey

GOVERNORS REPRESENTATIVES:

Mary Maples, NJ Authorities Unit
Chelsea Guzowski, PA Governor's Office
Nedia Ralston, PA Governor's Office

COMMISSION STAFF MEMBERS:

Joseph J. Resta, Executive Director
Sean Hill, Deputy Executive Director of Operations
Roy Little, Chief Engineer
James Petrino, Chief Financial Officer
Joseph Donnelly, Deputy Executive Director of Communications
Arnold Conoline, Chief Administrative Officer

DELAWARE RIVER JOINT TOLL BRIDGE COMMISSION

Meeting of November 20, 2017

Stephen Cathcart, Comptroller
Wendy Reading, Director of Administrative Services
Joanna Cruz, Human Resources Director

PROFESSIONAL ASSOCIATES

Pete Peterson, Bellevue Communications Consultant

OTHERS:

Ryan Bevitz, From Representative Perry Warren's Office

ROLL CALL

Joseph Resta, Executive Director, in his capacity as Secretary for this Meeting called the roll, and at the conclusion thereof, reported that there was a quorum present-there being five members present from the Commonwealth of Pennsylvania and five members present from the State of New Jersey.

WELCOMING REMARKS OF CHAIRMAN

Chairman Lavery welcomed those persons whose identities are set forth hereinabove under "Appearances".

INTRODUCE ANY COMMENTS FROM THE PUBLIC

Chairman Lavery addressed the meeting and invited any comments from the public on items pertaining to today's Agenda. No questions were presented.

EXECUTIVE DIRECTORS REPORT

Joseph Resta, Executive Director, addressed the meeting and said;

"We have a long list of personnel and contractual measures on today's agenda, so this morning's remarks will be limited.

"Among today's action items is a two-year extension of the contract we currently have with the auditing firm, Zelenkofske Axelrod LLC. The extension would be bring the total term of the contract to five years. This in keeping with the Audit Committee's policy of limiting auditing contracts to any firm for no more than five consecutive years.

"Another noteworthy item on today's agenda is a proposed contract with a firm to provide construction management services for the Commission's new headquarters building adjacent to the Scudder Falls Bridge in Lower

DELAWARE RIVER JOINT TOLL BRIDGE COMMISSION

Meeting of November 20, 2017

Makefield Township, PA. This procurement is integral to moving this project to the construction phase as the selected firm will be immediately tasked with conducting a constructability review of the pre-final design plans for the new building. This will enable us to complete the final design process and put the project out to bid and a potential construction contract award in March. This new facility would provide office space to replace our 65-year-old administration building along Route 1 in Morrisville. Our goal is to have the new building constructed and opened in 2019. This would then allow us to convert our current Morrisville site into a regional maintenance-only operation.

“We also have a significant building project completion to report on this month. Our 1-78 forces are gearing up to fully occupy their newly expanded maintenance garage in the next few weeks. The garage was the core element of an 18-month-long project to improve our 1-78 maintenance facilities. This undertaking began in July 2016 and involved many improvements, including an expanded salt storage capability and a new state-of-the-art brining production system which were completed in time for the 2016-17 winter season. This year, the 1-78 maintenance garage and offices were the central focus of attention. What had been a six-bay, 6,600-square-foot building has now been tripled in size to a nearly 19,000-square-foot facility with 16 bays. This overhaul and expansion is providing us with increased vehicle storage and repair space. The facility also has the Commission's first radiant floor heating system, a climate-controlled storage room, new fuel pumps, raised roof lines, a new wash bay, and a long list of other improvements. A certificate of occupancy for this building was issued October 16. Our maintenance personnel are now awaiting delivery of furniture and completion of punch list items before making full use of the building next month -just in time for the 2017-18 winter months. In closing out this project, it should be noted that we expect the costs to be 2 percent less than the awarded construction contract price. Commission engineer Rany Zacharia was the project manager for this improvement effort at what is our largest and busiest bridge and highway segment.

“With the onset of cold weather, right now also is the time of year budget reviews become a primary focus of attention. Draft copies of the 2018 operating and 2018-19 capital budgets were made available to Commissioners last month and the review process of these voluminous materials is now underway. It takes an extraordinary amount of time and effort on the part of Commissioners to review the budgets and corresponding support documents. Our Commissioners serve voluntarily without any compensation - and deserve recognition and appreciation for performing their fiduciary oversight responsibilities in the spirit of public service.

DELAWARE RIVER JOINT TOLL BRIDGE COMMISSION

Meeting of November 20, 2017

"We are three days removed from Thanksgiving. AAA is estimating that this year's travel period will be the busiest since the 2005 holiday with 3.3 percent more people than last year taking trips of 50 miles or greater. Travel restrictions at our two current construction projects - at Scudder Falls/1-95 and 1-78 - will be suspended from Wednesday morning to noon next Monday to accommodate the anticipated traffic surge.

"As always, please drive carefully and have the safest of holidays."

APPROVAL OF MINUTES FOR COMMISSION MEETING HELD OCTOBER 30, 2017

R: 3393-11-17- ADM-01-11-17

Chairman Lavery addressed the meeting and requested the adoption of a Resolution approving the Minutes of the Commission Meeting held October 30, 2017.

At the conclusion of the review, Commissioner Stanley moved and Commissioner Grace seconded the adoption of the following Resolution:

"RESOLVED, by the Delaware River Joint Toll Bridge Commission at its Regular Meeting assembled this 20th day of November, 2017, that the Minutes of the Regular Commission Meeting held on October 30, 2017 be and the same hereby are approved."

Commissioner Christy addressed the meeting and requested to be recorded as abstaining from the vote.

Chairman Lavery invited any questions on the Resolution. No questions were presented and the Resolution was adopted.

APPROVAL OF OPERATIONS REPORT FOR THE MONTH OF OCTOBER 2017

R: 3394-11-17- ADM-02-11-17

Chairman Lavery addressed the meeting and asked if there were any questions on any of the reports contained in the "Operations Report".

At the conclusion of the review, Commissioner Janvey moved and Commissioner Grace seconded the adoption of the following Resolution:

"RESOLVED, by the Delaware River Joint Toll Bridge Commission at its Regular Meeting assembled this 20th day of November, 2017, that the Operations Report, which reflects Commission activity for the month of October 2017 are hereby approved."

Commissioner Christy addressed the meeting and requested to be recorded as abstaining from the vote.

DELAWARE RIVER JOINT TOLL BRIDGE COMMISSION

Meeting of November 20, 2017

Chairman Lavery then invited any questions on the Resolution. No questions were presented and the Resolution was adopted.

APPROVAL OF COMMITTEE MEETING SCHEDULE FOR 2018

R: 3395-12-17- ADM-03-11-17

Chairman Lavery addressed the meeting and asked the Commission Members if, after their review, there were any questions.

At the conclusion of the review, Commissioner Van Vliet moved and Commissioner Janvey seconded the adoption of the following Resolution:

"RESOLVED, by the Delaware River Joint Toll Bridge Commission at its Regular Meeting assembled this 20th day of November, 2017, that the Commission Authorizes the Committee Meeting Schedule for 2018, as set forth on page A-1 of the Minutes of this meeting

Commissioner Christy addressed the meeting and requested to be recorded as abstaining from the vote.

Chairman Lavery then invited any further questions or comments on the Resolution. No questions were presented and the Resolution was adopted.

APPROVAL OF REGULAR MONTHLY COMMISSION MEETING SCHEDULE 2018

R: 3396-11-17- ADM-04-11-17

Chairman Lavery addressed the meeting and asked the Commission Members if, after their review, there were any questions.

At the conclusion of the review, Commissioner Stanley moved and Commissioner Grace seconded the adoption of the following Resolution:

"RESOLVED, by the Delaware River Joint Toll Bridge Commission at its Regular Meeting assembled this 20th day of November, 2017, that the Commission Authorizes the Regular Monthly Commission Meetings for 2018, as set forth on page B-1 of the minutes of this meeting

Commissioner Christy addressed the meeting and requested to be recorded as abstaining from the vote.

Chairman Lavery then invited any further questions on the Resolution. No questions were presented and the Resolution was adopted.

DELAWARE RIVER JOINT TOLL BRIDGE COMMISSION

Meeting of November 20, 2017

AMENDMENT TO THE MEMORANDUM OF AGREEMENT OF THE NEW JERSEY E-ZPASS GROUP WHEREAS THE CAPE MAY COUNTY BRIDGE COMMISSION (CMCBC) BE ADMITTED AS A MEMBER OF THE NJ EZPASS GROUP

R: 3397-11-17- ADM-05-11-17

Chairman Lavery addressed the meeting and asked the Commission Members if, after their review, there were any questions.

At the conclusion of the review, Commissioner Van Vliet moved and Commissioner Ciesla seconded the adoption of the following Resolution:

"RESOLVED, by the Delaware River Joint Toll Bridge Commission at its Regular Meeting assembled this 20th day of November, 2017, that the Commission authorizes the Executive Director to Execute the Amendment to the Memorandum of Agreement (MOA) establishing the New Jersey E-ZPass Group, made by and between the New Jersey Turnpike Authority (NJTA), the South Jersey Transportation Authority (SJTA), the Delaware River Port Authority (DRPA), the Delaware River and Bay Authority (DRBA), the Burlington County Bridge Commission (BCBC) and the Delaware River Joint Toll Bridge Commission (DRJTBC) whereas the Agreement provides that, upon the concurrent agreement of both the Lead Agency and a majority of the other Agencies, approval may be granted to admit one or more new members to be signatories to the Agreement and to any CSC Contract, subject to whatever conditions and fees that the Lead Agency and a majority of the other Agencies shall agree upon; and whereas, the Lead Agency and all Agencies agree and concur that the Cape May County Bridge Commission (CMCBC) should be admitted as a member of the New Jersey E-ZPass Group; and

"RESOLVED, The Executive Director is hereby authorized to approve and execute all necessary contracts on behalf of the Commission."

Chairman Lavery then invited any further questions or comments on the Resolution. No questions were presented and the Resolution unanimously adopted.

RENEWAL OF UNDERGROUND STORAGE TANK INSURANCE POLICY

R: 3398-11-17- INS-01-11-17

Chairman Lavery addressed the meeting and asked the Commission Members if, after their review, there were any questions.

At the conclusion of the review, Commissioner Van Vliet moved and Commissioner Stanley seconded the adoption of the following Resolution:

"RESOLVED, by the Delaware River Joint Toll Bridge Commission at its Regular Meeting assembled this 20th day of November, 2017, that the Commission via this resolution authorizes the renewal of the following insurance policy with incumbent carrier for the term December 1,

DELAWARE RIVER JOINT TOLL BRIDGE COMMISSION

Meeting of November 20, 2017

2017 to December 1, 2018 for Pollution Liability Coverage; Underground Storage Tank, EP in the amount of \$1,147.69; and

“RESOLVED, that the Commission authorizes the Executive Director to affect this renewal, as applicable, of the aforementioned insurance policy.”

Commissioner Ciesla addressed the meeting and requested to be recorded as recusing herself from the vote.

Chairman Lavery then invited any further questions or comments on the Resolution. No questions were presented and the Resolution was adopted.

**AUTHORIZE AWARD OF CONSTRUCTION MANAGEMENT SERVICES-
CONTRACT CM-707A - COMMISSION ADMINISTRATION BUILDING AT
SCUDDER FALLS, TO JOSEPH JINGOLI & SONS**

R: 3399-11-17- ENG-01-11-17

Chairman Lavery addressed the meeting and asked the Commission Members if, after their review, there were any questions.

At the conclusion of the review, Commissioner Grace moved and Commissioner Van Vliet seconded the adoption of the following Resolution

“RESOLVED, by the Delaware River Joint Toll Bridge Commission at its Regular Meeting assembled this 20th day of November, 2017, that the Commission via this resolution awards Contract No. CM-707A, Construction Management Services Commission Administration Building at Scudder Falls to Joseph Jingoli & Son, Inc., of Lawrenceville, NJ for a not-to-exceed amount of \$529,869.10; and

“RESOLVED identifies the General Reserve Fund as a source of funds required for payment of any invoices; and

“RESOLVED, the Executive Director is hereby authorized to approve and execute all necessary contracts on behalf of the DRJTBC.”

Chairman Lavery then invited any further questions or comments on the Resolution. No questions were presented and the Resolution was unanimously adopted.

DELAWARE RIVER JOINT TOLL BRIDGE COMMISSION

Meeting of November 20, 2017

ENGAGE AUDITORS-ZELENKOFKSKE AXELROD LLC

R: 3400-11-17- FIN-01-11-17

Chairman Lavery addressed the Meeting and asked the Commission Members if, after their review, there were any questions.

At the conclusion of the review, Commissioner Janvey moved and Commissioner Stanley seconded the adoption of the following Resolution:

"RESOLVED, by the Delaware River Joint Toll Bridge Commission at its Regular Meeting assembled this 20th day of November, 2017, that the Commission authorizes the Executive Director to engage Zelenkofske Axelrod LLC to perform a financial audit for 2017 and 2018 financial year."

Chairman Lavery then invited any further questions or comments on the Resolution. No questions were presented and the Resolution was unanimously adopted.

PROMOTION OF WILLIAM WRIGHT TO FIRST SENIOR DIRECTOR OF OPERATIONS

R: 3401-11-17- PER-01-11-17

Chairman Lavery addressed the Meeting and asked the Commission Members if, after their review, there were any questions.

At the conclusion of the review, Commissioner Van Vliet moved and Commissioner Ciesla seconded the adoption of the following Resolution:

"RESOLVED, by the Delaware River Joint Toll Bridge Commission at its Regular Meeting assembled this 20th day of November, 2017, via this resolution approves that William Wright be promoted to the position of First Senior Director of Operations in Operations, pursuant to the Operations Reorganization approved by the Board of Commissioners at the October 2017 Commission meeting. Compensation shall be set at \$152,639 per annum, which is within the pay scale for the First Senior Director of Operations position (\$145,370 - \$159,907), in accordance with the salary table approved by the Board of Commissioners at the October 2017 Commission meeting, and effective for all appointments, promotions and reclassifications made on or after November 20, 2017. The promotion to be made pending satisfactory completion of the required personnel processing."

DELAWARE RIVER JOINT TOLL BRIDGE COMMISSION

Meeting of November 20, 2017

Commissioner Laurenti addressed the meeting and said:

"I would just like to make a comment. Last month I had thanked the patience of my colleagues at this table for my having had lots of questions and I would like, for the record, to express my appreciation to all of the Commission staff for all of the work that you did and especially for Ms. Cruz and wish her well for the execution of this plan."

Chairman Lavery then invited any further questions or comments on the Resolution. No questions were presented and the Resolution was unanimously adopted.

PROMOTION OF LENDELL JONES TO SENIOR DIRECTOR OF MAINTENANCE & TOLL OPERATIONS

R: 3402-11-17- PER-01-11-17

Chairman Lavery addressed the Meeting and asked the Commission Members if, after their review, there were any questions.

At the conclusion of the review, Commissioner Laurenti moved and Commissioner Grace seconded the adoption of the following Resolution:

"RESOLVED, by the Delaware River Joint Toll Bridge Commission at its Regular Meeting assembled this 20th day of November, 2017, that via this Resolution approves that Lendell Jones be promoted to the position of Senior Director of Maintenance & Toll Operations in Maintenance & Toll, pursuant to the Operations Reorganization approved by the Board of Commissioners at the October 2017 Commission meeting. Compensation shall be set at \$149,576 per annum, which is outside the pay scale for the Senior Director of Maintenance & Toll Operations position (\$120,527 - \$132,580), in accordance with the salary table approved by the Board of Commissioners at the October 2017 Commission meeting, and effective for all appointments, promotions and reclassifications made on or after November 20, 2017. Payment outside the pay scale is necessary to prevent a pay cut to the promoted employee. The promotion to be made pending satisfactory completion of the required personnel processing."

Chairman Lavery then invited any questions on the Resolution. No questions were presented and the Resolution was unanimously adopted.

PROMOTION OF MATTHEW HARTIGAN TO SENIOR DIRECTOR OF PUBLIC SAFETY & BRIDGE SECURITY

R: 3403-11-17- PER-03-11-17

Chairman Lavery addressed the Meeting and asked the Commission Members if, after their review, there were any questions.

DELAWARE RIVER JOINT TOLL BRIDGE COMMISSION

Meeting of November 20, 2017

At the conclusion of the review, Commissioner Stanley moved and Commissioner Janvey seconded the adoption of the following Resolution:

"RESOLVED, by the Delaware River Joint Toll Bridge Commission at its Regular Meeting assembled this 20th day of November, 2017, via this Resolution approves that Matthew Hartigan be promoted to the position of Senior Director of Public Safety & Bridge Security in Public Safety & Bridge Security, pursuant to the Operations Reorganization approved by the Board of Commissioners at the October 2017 Commission meeting. Compensation shall be set at \$132,580 per annum, which is within the pay scale for the Senior Director of Public Safety & Bridge Security position (\$120,527 - \$132,580), in accordance with the salary table approved by the Board of Commissioners at the October 2017 Commission meeting, and effective for all appointments, promotions and reclassifications made on or after November 20, 2017. The promotion to be made pending satisfactory completion of the required personnel processing."

Chairman Lavery then invited any questions on the Resolution. No questions were presented and the Resolution was unanimously adopted.

PROMOTION OF JAMES SHELLY TO SENIOR DIRECTOR OF TRAINING & EMPLOYEE SAFETY

R: 3404-11-17- PER-04-11-17

Chairman Lavery addressed the meeting and asked the Commission Members if, after their review, there were any questions.

At the conclusion of the review, Commissioner Van Vliet moved and Commissioner Ciesla seconded the adoption of the following Resolution:

"RESOLVED, by the Delaware River Joint Toll Bridge Commission at its Regular Meeting assembled this 20th day of November, 2017, via this Resolution approves that James Shelly be promoted to the position of Senior Director of Training & Employee Safety in Training & Employee Safety, pursuant to the Operations Reorganization approved by the Board of Commissioners at the October 2017 Commission meeting. Compensation shall be set at \$132,580 per annum, which is within the pay scale for the Senior Director of Training & Employee Safety position (\$120,527 - \$132,580), in accordance with the salary table approved by the Board of Commissioners at the October 2017 Commission meeting, and effective for all appointments, promotions and reclassifications made on or after November 20, 2017. The promotion to be made pending satisfactory completion of the required personnel processing."

Chairman Lavery then invited any further questions or comments on the Resolution. No questions were presented and the Resolution was unanimously adopted.

DELAWARE RIVER JOINT TOLL BRIDGE COMMISSION

Meeting of November 20, 2017

PROMOTION OF LEVAR TALLEY TO DIRECTOR OF MAINTENANCE

R: 3405-11-17- PER-05-11-17

Chairman Lavery addressed the meeting and asked the Commission Members if, after their review, there were any questions.

At the conclusion of the review, Commissioner Laurenti moved and Commissioner Janvey seconded the adoption of the following Resolution:

"RESOLVED, by the Delaware River Joint Toll Bridge Commission at its Regular Meeting assembled this 20th day of November, 2017, via this Resolution approves that LeVar Talley be promoted to the position of Director of Maintenance in Maintenance, pursuant to the Operations Reorganization approved by the Board of Commissioners at the October 2017 Commission meeting. Compensation shall be set at \$124,954 per annum, which is outside the pay scale for the Director of Maintenance position (\$100,247 - \$110,272), in accordance with the salary table approved by the Board of Commissioners at the October 2017 Commission meeting, and effective for all appointments, promotions and reclassifications made on or after November 20, 2017. Payment outside the pay scale is necessary to prevent a pay cut to the promoted employee. The promotion to be made pending satisfactory completion of the required personnel processing."

Chairman Lavery then invited any further questions or comments on the Resolution. No questions were presented and the Resolution was unanimously adopted.

PROMOTION OF MICHELE GARA TO DIRECTOR OF TOLL

R: 3406-11-17- PER-06-11-17

Chairman Lavery addressed the meeting and asked the Commission Members if, after their review, there were any questions.

At the conclusion of the review, Commissioner Laurenti moved and Commissioner Grace seconded the adoption of the following Resolution:

"RESOLVED, by the Delaware River Joint Toll Bridge Commission at its Regular Meeting assembled this 20th day of November, 2017, that via this Resolution approves that Michele Gara be promoted to the position of Director of Toll in Toll, pursuant to the Operations Reorganization approved by the Board of Commissioners at the October 2017 Commission meeting. Compensation shall be set at \$110,272 per annum, which is within the pay scale for the Director of Toll position (\$100,247 - \$110,272), in accordance with the salary table approved by the Board of Commissioners at the October 2017 Commission meeting, and effective for all appointments, promotions and reclassifications made on or after November 20, 2017. The promotion to be made pending satisfactory completion of the required personnel processing."

DELAWARE RIVER JOINT TOLL BRIDGE COMMISSION

Meeting of November 20, 2017

Chairman Lavery then invited any further questions or comments on the Resolution. No questions were presented and the Resolution was unanimously adopted.

PROMOTION OF JONATHAN FREEMAN TO DIRECTOR OF PUBLIC SAFETY & BRIDGE SECURITY

R: 3407-11-17- PER-07-11-17

Chairman Lavery addressed the meeting and asked the Commission Members if, after their review, there were any questions.

At the conclusion of the review, Commissioner Van Vliet moved and Commissioner Stanley seconded the adoption of the following Resolution:

"RESOLVED, by the Delaware River Joint Toll Bridge Commission at its Regular Meeting assembled this 20th day of November, 2017, that via this Resolution approves that Jonathan Freeman be promoted to the position of Director of Public Safety & Bridge Security in Public Safety & Bridge Security, pursuant to the Operations Reorganization approved by the Board of Commissioners at the October 2017 Commission meeting. Compensation shall be set at \$100,247 per annum, which is within the pay scale for the Director of Public Safety & Bridge Security position (\$100,247 - \$110,272), in accordance with the salary table approved by the Board of Commissioners at the October 2017 Commission meeting, and effective for all appointments, promotions and reclassifications made on or after November 20, 2017. The promotion to be made pending satisfactory completion of the required personnel processing."

Chairman Lavery then invited any further questions or comments on the Resolution. No questions were presented and the Resolution was unanimously adopted.

PROMOTION OF JOHN MILLS TO DIRECTOR OF TRAINING & EMPLOYEE SAFETY

R: 3408-11-17- PER-08-11-17

Chairman Lavery addressed the Meeting and asked the Commission Members if, after their review, there were any questions.

At the conclusion of the review, Commissioner Stanley moved and Commissioner Laurenti seconded the adoption of the following Resolution:

"RESOLVED, by the Delaware River Joint Toll Bridge Commission at its Regular Meeting assembled this 20th day of November, 2017, that via this Resolution that John Mills be promoted to the position of Director of Training & Employee Safety in Training & Employee Safety, pursuant to the Operations Reorganization approved by the Board of Commissioners at the October 2017 Commission meeting. Compensation shall be set at \$96,010 per annum, which is within the pay scale for the Director of Training & Employee Safety position (\$96,010 -

DELAWARE RIVER JOINT TOLL BRIDGE COMMISSION

Meeting of November 20, 2017

\$105,611), in accordance with the salary table approved by the Board of Commissioners at the October 2017 Commission meeting, and effective for all appointments, promotions and reclassifications made on or after November 20, 2017. The promotion to be made pending satisfactory completion of the required personnel processing.”

Chairman Lavery then invited any questions on the Resolution. No questions were presented and the Resolution was unanimously adopted.

PROMOTION OF WILLIAM TAITT TO DEPUTY DIRECTOR OF MAINTENANCE

R: 3409-11-17- PER-09-11-17

Chairman Lavery addressed the Meeting and asked the Commission Members if, after their review, there were any questions.

At the conclusion of the review, Commissioner Ciesla moved and Commissioner Grace seconded the adoption of the following Resolution:

"RESOLVED, by the Delaware River Joint Toll Bridge Commission at its Regular Meeting assembled this 20th day of November, 2017, via this Resolution, that William Taitt be promoted to the position of Deputy Director of Maintenance in Maintenance, pursuant to the Operations Reorganization approved by the Board of Commissioners at the October 2017 Commission meeting. Compensation shall be set at \$92,500 per annum, which is within the pay scale for the Deputy Director of Maintenance position (\$86,885 - \$95,573), in accordance with the salary table approved by the Board of Commissioners at the October 2017 Commission meeting, and effective for all appointments, promotions and reclassifications made on or after November 20, 2017. The promotion to be made pending satisfactory completion of the required personnel processing.”

Chairman Lavery then invited any questions on the Resolution. No questions were presented and the Resolution was unanimously adopted.

PROMOTION OF HARRY BROWN TO FLEET MANAGER

R: 3410-11-17- PER-10-11-17

Chairman Lavery addressed the Meeting and asked the Commission Members if, after their review, there were any questions.

At the conclusion of the review, Vice Chairman Ahmad moved and Commissioner Van Vliet seconded the adoption of the following Resolution:

"RESOLVED, by the Delaware River Joint Toll Bridge Commission at its Regular Meeting assembled this 20th day of November, 2017, via this Resolution, that Harry Brown be promoted

DELAWARE RIVER JOINT TOLL BRIDGE COMMISSION

Meeting of November 20, 2017

to the position of Fleet Manager in Maintenance, pursuant to the Operations Reorganization approved by the Board of Commissioners at the October 2017 Commission meeting. Compensation shall be set at \$92,500 per annum, which is within the pay scale for the Fleet Manager position (\$86,885 - \$95,573), in accordance with the salary table approved by the Board of Commissioners at the October 2017 Commission meeting, and effective for all appointments, promotions and reclassifications made on or after November 20, 2017. The promotion to be made pending satisfactory completion of the required personnel processing.”

Chairman Lavery then invited any questions on the Resolution. No questions were presented and the Resolution was unanimously adopted.

PROMOTION OF JESSE COLE TO DEPUTY DIRECTOR OF TOLL

R: 3411-11-17- PER-11-11-17

Chairman Lavery addressed the Meeting and asked the Commission Members if, after their review, there were any questions.

At the conclusion of the review, Commissioner Laurenti moved and Commissioner Van Vliet seconded the adoption of the following Resolution:

"RESOLVED, by the Delaware River Joint Toll Bridge Commission at its Regular Meeting assembled this 20th day of November, 2017, via this Resolution, that Jesse Cole be promoted to the position of Deputy Director of Toll in Toll, pursuant to the Operations Reorganization approved by the Board of Commissioners at the October 2017 Commission meeting. Compensation shall be set at \$86,885 per annum, which is within the pay scale for the Deputy Director of Toll position (\$86,885 - \$95,573), in accordance with the salary table approved by the Board of Commissioners at the October 2017 Commission meeting, and effective for all appointments, promotions and reclassifications made on or after November 20, 2017. The promotion to be made pending satisfactory completion of the required personnel processing.”

Chairman Lavery then invited any questions on the Resolution. No questions were presented and the Resolution was unanimously adopted.

PROMOTION OF KEITH ZWICKER TO BRIDGE SECURITY MANAGER

R: 3412-11-17- PER-12-11-17

Chairman Lavery addressed the Meeting and asked the Commission Members if, after their review, there were any questions.

At the conclusion of the review, Commissioner Ciesla moved and Vice Chairman Ahmad seconded the adoption of the following Resolution:

DELAWARE RIVER JOINT TOLL BRIDGE COMMISSION

Meeting of November 20, 2017

"RESOLVED, by the Delaware River Joint Toll Bridge Commission at its Regular Meeting assembled this 20th day of November, 2017 via this Resolution, that Keith Zwicker be promoted to the position of Bridge Security Manager in Public Safety & Bridge Security, pursuant to the Operations Reorganization approved by the Board of Commissioners at the October 2017 Commission meeting. Compensation shall be set at \$72,353 per annum, which is within the pay scale for the Bridge Security Manager position (\$72,353 - \$79,589), in accordance with the salary table approved by the Board of Commissioners at the October 2017 Commission meeting, and effective for all appointments, promotions and reclassifications made on or after November 20, 2017. The promotion to be made pending satisfactory completion of the required personnel processing."

Chairman Lavery invited any further questions on the Resolution. No questions were presented and the Resolution was unanimously adopted.

PROMOTION OF JOHN McCALLUM TO TRAINING & EMPLOYEE SAFETY MANAGER

R: 3413-11-17- PER-13-11-17

Chairman Lavery addressed the Meeting and asked the Commission Members if, after their review, there were any questions.

At the conclusion of the review, Commissioner Laurenti moved and Vice Chairman Ahmad seconded the adoption of the following Resolution:

"RESOLVED, by the Delaware River Joint Toll Bridge Commission at its Regular Meeting assembled this 20th day of November, 2017, via this Resolution, that John McCallum be promoted to the position of Training & Employee Safety Manager in Training & Employee Safety, pursuant to the Operations Reorganization approved by the Board of Commissioners at the October 2017 Commission meeting. Compensation shall be set at \$78,247 per annum, which is within the pay scale for the Training & Employee Safety Manager position (\$72,353 - \$79,589), in accordance with the salary table approved by the Board of Commissioners at the October 2017 Commission meeting, and effective for all appointments, promotions and reclassifications made on or after November 20, 2017. The promotion to be made pending satisfactory completion of the required personnel processing."

Chairman Lavery invited any further questions on the Resolution. No questions were presented and the Resolution was unanimously adopted.

DELAWARE RIVER JOINT TOLL BRIDGE COMMISSION

Meeting of November 20, 2017

PROMOTION OF KENNETH TERRY TO PRIMARY CONTROL CENTER MANAGER

R: 3414-11-17- PER-14-11-17

Chairman Lavery addressed the Meeting and asked the Commission Members if, after their review, there were any questions.

At the conclusion of the review, Commissioner Van Vliet moved and Commissioner Stanley seconded the adoption of the following Resolution:

"RESOLVED, by the Delaware River Joint Toll Bridge Commission at its Regular Meeting assembled this 20th day of November, 2017, via this Resolution, that Kenneth Terry be promoted to the position of Primary Control Center Manager in Public Safety & Bridge Security, pursuant to the Operations Reorganization approved by the Board of Commissioners at the October 2017 Commission meeting. Compensation shall be set at \$72,353 per annum, which is within the pay scale for the Primary Control Center Manager position (\$72,353 - \$79,589), in accordance with the salary table approved by the Board of Commissioners at the October 2017 Commission meeting, and effective for all appointments, promotions and reclassifications made on or after November 20, 2017. The promotion to be made pending satisfactory completion of the required personnel processing."

Chairman Lavery then invited any questions on the Resolution. No questions were presented and the Resolution was unanimously adopted.

APPROVAL FOR PAYMENT OF INVOICES STRADLEY RONON, PA LABOR COUNSEL

R: 3415-11-17- ACCT -01-11-17

Chairman Lavery addressed the Meeting and asked the Commission Members if, after their review, there were any questions.

At the conclusion of the review, Vice Chairman Ahmad moved and Commissioner Grace seconded the adoption of the following Resolution:

"RESOLVED, by the Delaware River Joint Toll Bridge Commission at its Regular Meeting assembled this 20th day of November, 2017, via this Resolution, authorizes payment of invoices #1710592 and #17101593 in the total amount of \$4,044.20 Professional Services Rendered to Stradley Ronon, PA Labor Counsel; and

"RESOLVED: identifying the Operating Fund as the source of funds required for any and all disbursements."

DELAWARE RIVER JOINT TOLL BRIDGE COMMISSION

Meeting of November 20, 2017

Chairman Lavery then invited any questions on the Resolution. No questions were presented and the Resolution was unanimously adopted.

APPROVAL FOR PAYMENT OF INVOICES ARCHER LAW, PA LEGAL COUNSEL

R: 3416-11-17- ACCT -02-11-17

Chairman Lavery addressed the Meeting and asked the Commission Members if, after their review, there were any questions.

At the conclusion of the review, Vice Chairman Ahmad moved and Commissioner Grace seconded the adoption of the following Resolution:

“RESOLVED, by the Delaware River Joint Toll Bridge Commission at its Regular Meeting assembled this 20th day of November, 2017, via this Resolution Authorizes payment of invoices #4101048, #4101045, #4101047, #4101046, #4101049, #4101044 and #4101043 in the total amount due of \$42,220.00 for Professional Services Rendered; and

“RESOLVED, identifying the Operating Fund as the source of funds required for any and all disbursements.”

Chairman Lavery then invited any questions on the Resolution. No questions were presented and the Resolution was unanimously adopted.

APPROVAL FOR PAYMENT OF INVOICES CHIESA SHAHINIAN & GIANTOMASI, NJ LABOR COUNSEL

R: 3417-11-17- ACCT -03-11-17

Chairman Lavery addressed the Meeting and asked the Commission Members if, after their review, there were any questions.

At the conclusion of the review, Vice Chairman Ahmad moved and Commissioner Grace seconded the adoption of the following Resolution:

“RESOLVED, by the Delaware River Joint Toll Bridge Commission at its Regular Meeting assembled this 20th day of November, 2017, via this Resolution authorizes payment of invoices #360835, #360836, and #360838 in the total amount due of \$11,622.83 for professional services rendered to Chiesa, Shahinian & Giantomasi, New Jersey Labor Counsel; and

“RESOLVED: identifying the Operating Fund as the source of funds required for any and all disbursements.”

DELAWARE RIVER JOINT TOLL BRIDGE COMMISSION

Meeting of November 20, 2017

Chairman Lavery then invited any questions on the Resolution. No questions were presented and the Resolution was unanimously adopted.

APPROVAL FOR PAYMENT OF INVOICE

FLORIO, PERRUCCI, STEINHARDT AND FADER, NJ LEGAL COUNSEL

R: 3418-11-17- ACCT -04-11-17

Chairman Lavery addressed the Meeting and asked the Commission Members if, after their review, there were any questions.

At the conclusion of the review, Vice Chairman Ahmad moved and Commissioner Grace seconded the adoption of the following Resolution:

“RESOLVED, by the Delaware River Joint Toll Bridge Commission at its Regular Meeting assembled this 20th day of November, 2017, via this Resolution authorizes payment of invoices #139528, #139525 and # 139526 in the total amount due of \$2,360.00 for Capital and Non-Capital Professional Services to Florio, Perrucci, Steinhardt and Fader, NJ Legal Counsel ; and

“RESOLVED, identifying the Operating Fund as the source of funds required for any and all disbursements.”

Chairman Lavery then invited any questions on the Resolution. No questions were presented and the Resolution was unanimously adopted.

INVITE ANY FURTHER COMMENTS

Chairman Lavery invited any Comments from the public. No comments were presented

SCHEDULING OF THE DECEMBER 18, 2017 MEETING

Chairman Lavery addressed the Meeting and stated that the Commission's next meeting will be held Monday, December 18, 2017.

The Meeting will be called to Order at 10:30 a.m. in the Boardroom at the New Hope Executive Offices, New Hope Pennsylvania 18938-9519.

Chairman Lavery assured the Commission Members that an “Official Notice of Meeting” would be forwarded to each and every Member of the Commission.

ADJOURNMENT

Chairman Lavery invited a motion for Adjournment.

DELAWARE RIVER JOINT TOLL BRIDGE COMMISSION

Meeting of November 20, 2017

Commissioner Van Vliet then moved that the Meeting be adjourned and Commissioner Grace seconded the motion. The voice vote was unanimously affirmative and the Meeting was adjourned at 10:53 am, Monday, November 20, 2017.

Prepared and submitted by:


WENDY READING
Assistant Secretary Treasurer to the Commission

Approved by:


JOSEPH J. RESTA
Executive Director

DELAWARE RIVER JOINT TOLL BRIDGE COMMISSION

Meeting of November 20, 2017

SUPPLEMENTAL INDEX TO MINUTES

	PAGE
1. Approval of Committee Meeting Schedule For 2018.....	A-1
2. Approval of Regular Monthly Commission Schedule for 2018	B-1



Delaware River
Joint Toll Bridge
Commission

"Preserving Our Past, Enhancing Our Future"

DELAWARE RIVER JOINT TOLL BRIDGE COMMISSION

NEWS RELEASE

FOR: IMMEDIATE RELEASE

SCHEDULING OF DELAWARE RIVER JOINT TOLL BRIDGE COMMISSION COMMITTEE MEETINGS FOR 2018

NOTICE, is hereby given that the Committees of the Delaware River Joint Toll Bridge Commission will meet on the Wednesday, of the week before the Regular Monthly Commission Meetings, beginning at 9:00 a.m. Following is a schedule for the meetings to be held in 2018. These meetings will be held in the Boardroom at the New Hope Headquarters and Administration Building, New Hope, Pennsylvania.

Committee Meetings will be open to the Public.

JANUARY 24, 2018
FEBRUARY 21, 2018
MARCH 21, 2018
APRIL 25, 2018
MAY 16, 2018*
JUNE 20, 2018
JULY 25, 2018
AUGUST 22, 2018 (Subject to Cancellation)
***SEPTEMBER 18, 2018 (Tuesday)**
OCTOBER 24, 2018
NOVEMBER 14, 2018*
DECEMBER 12, 2018*

For additional information

Please contact:

JOSEPH J. RESTA, EXECUTIVE DIRECTOR (215) 862-7620

* This Committee Day will be held on Tuesday due to Yum Kippur



Delaware River
Joint Toll Bridge
Commission

"Preserving Our Past, Enhancing Our Future"

DELAWARE RIVER JOINT TOLL BRIDGE COMMISSION

NEWS RELEASE

FOR: IMMEDIATE RELEASE

SCHEDULING OF DELAWARE RIVER JOINT TOLL BRIDGE COMMISSION REGULAR MONTHLY COMMISSION MEETINGS FOR 2018 CALENDAR YEAR

The scheduling of the Regular Monthly Commission Meetings of the Delaware River Joint Toll Bridge Commission for 2018 is as follows.

JANUARY 29, 2018
FEBRUARY 26, 2018
MARCH 26, 2018
APRIL 30, 2018
MAY 21, 2018*
JUNE 25, 2018
JULY 30, 2018
AUGUST 27, 2018 (Subject to Cancellation)
SEPTEMBER 24, 2018
OCTOBER 29, 2018
NOVEMBER 19, 2018*
DECEMBER 17, 2018*

These meetings will be called to order in the Boardroom at the New Hope Headquarters and Administration Building, New Hope, Pennsylvania beginning at 10:30 a.m. If the Commission changes any of the dates or locations as set forth hereinabove, a formal Resolution will be adopted at the Commission Meeting the month prior to the change. Commission Meetings will be open to the Public.

For additional information

Please contact:

JOSEPH J. RESTA, EXECUTIVE DIRECTOR
(215) 862-7620

DELAWARE RIVER JOINT TOLL BRIDGE COMMISSION

Meeting of November 20, 2017

FINANCE

The following Pages reflect the reports on those items assigned to the Finance Department. Each item is reported separately and page numbered accordingly.

DELAWARE RIVER JOINT TOLL BRIDGE COMMISSION

Meeting of November 20, 2017

SUBJECT	DESCRIPTION	PAGE NUMBER
Accounting	Status of Cash Balances at October 31, 2017	1
Accounting	Status of Bond Retirement at October 31, 2017	2
Accounting	Status of Investments at October 31, 2017	3-7
Accounting	Status of Toll Traffic and Revenue & Toll Supported Traffic Month of October 2017 Compared with Month of October 2016	8-21
Accounting	Statistical Summary of Expenditures on Toll Bridges and Toll Supported Bridges Accounts for the Period October 1, 2017 through October 31, 2017	22-34
Accounting	Statement of Revenue and Expenses: Ten Months Period ending October 31, 2017	35

DELAWARE RIVER JOINT TOLL BRIDGE COMMISSION

Meeting of November 20, 2017

**There follows Cash Balances of the Commission at October 31, 2017 for the
information and review of the Members:**

COMMISSION CASH DEPOSITS

Wells Fargo Bank, N. A.

Revenue Fund	8,869,553
Payroll Fund	51,752
Insurance Clearing Account	750,000
TOTAL	\$ 9,671,305

CASH DEPOSIT GUARANTEES

Wells Fargo Bank	PA ACT 72	FULL BALANCE
-------------------------	------------------	---------------------

DELAWARE RIVER JOINT TOLL BRIDGE COMMISSION

Meeting of November 20, 2017

STATUS OF BRIDGE REVENUE BONDS AT OCTOBER 31, 2017

Maturity	SERIES 2005A				SERIES 2007B				SERIES 2012A				SERIES 2012B				SERIES 2015				SERIES 2017				Total
	Yield	Principal Amount	Maturities & Calls		Yield	Principal Amount	Maturities & Calls		Yield	Principal Amount	Maturities & Calls		Yield	Principal Amount	Maturities & Calls		Yield	Principal Amount	Maturities & Calls		Yield	Principal Amount	Maturities & Calls		
7/1/2005	2.35%	\$ 330,000	\$ 330,000		N/A	N/A																			-
7/1/2006	2.50%	895,000	895,000		N/A	N/A																			-
7/1/2007	2.76%	930,000	930,000		N/A	N/A																			-
7/1/2008	2.90%	965,000	965,000		4.23%	\$ 3,350,000	\$ 3,350,000		4.23%	\$ 3,350,000	\$ 3,350,000		4.23%	\$ 3,350,000	\$ 3,350,000		4.23%	\$ 3,350,000	\$ 3,350,000		4.23%	\$ 3,350,000	\$ 3,350,000		-
7/1/2009	3.06%	1,005,000	1,005,000		4.23%	3,350,000	3,350,000		4.23%	3,350,000	3,350,000		4.23%	3,350,000	3,350,000		4.23%	3,350,000	3,350,000		4.23%	3,350,000	3,350,000		-
7/1/2010	3.23%	1,045,000	1,045,000		4.23%	3,650,000	3,650,000		4.23%	3,650,000	3,650,000		4.23%	3,650,000	3,650,000		4.23%	3,650,000	3,650,000		4.23%	3,650,000	3,650,000		-
7/1/2011	3.39%	1,095,000	1,095,000		4.23%	3,850,000	3,850,000		4.23%	3,850,000	3,850,000		4.23%	3,850,000	3,850,000		4.23%	3,850,000	3,850,000		4.23%	3,850,000	3,850,000		-
7/1/2012	3.53%	1,150,000	1,150,000		4.23%	3,950,000	3,950,000		4.23%	3,950,000	3,950,000		4.23%	3,950,000	3,950,000		4.23%	3,950,000	3,950,000		4.23%	3,950,000	3,950,000		-
7/1/2013	3.66%	1,210,000	1,210,000		4.23%	4,200,000	4,200,000		4.23%	4,200,000	4,200,000		4.23%	4,200,000	4,200,000		4.23%	4,200,000	4,200,000		4.23%	4,200,000	4,200,000		-
7/1/2014	3.76%	5,000,000	5,000,000		4.23%	4,350,000	4,350,000		4.23%	4,350,000	4,350,000		4.23%	4,350,000	4,350,000		4.23%	4,350,000	4,350,000		4.23%	4,350,000	4,350,000		-
7/1/2015	3.85%	5,270,000	5,270,000		4.23%	4,450,000	4,450,000		4.23%	4,450,000	4,450,000		4.23%	4,450,000	4,450,000		4.23%	4,450,000	4,450,000		4.23%	4,450,000	4,450,000		-
7/1/2016	3.96%	5,540,000	5,540,000		4.23%	4,800,000	4,800,000		4.23%	4,800,000	4,800,000		4.23%	4,800,000	4,800,000		4.23%	4,800,000	4,800,000		4.23%	4,800,000	4,800,000		-
7/1/2017	4.02%	5,825,000	5,835,000		4.23%	4,950,000	4,950,000		4.23%	4,950,000	4,950,000		4.23%	4,950,000	4,950,000		4.23%	4,950,000	4,950,000		4.23%	4,950,000	4,950,000		-
7/1/2018	4.04%	6,155,000	1,565,000		4.23%	5,250,000			1.33%	1,100,000			2.18%	3,560,000			1.47%	2,410,000			1.62%	2,540,000			14,500,000
7/1/2019	4.09%	6,480,000	1,645,000		4.23%	5,450,000			1.61%	1,145,000			2.34%	2,795,000			1.62%	2,540,000			1.86%	2,540,000			13,840,000
7/1/2020	4.13%	6,840,000	1,735,000		4.23%	5,650,000			1.90%	1,195,000			2.43%	2,935,000			1.86%	2,540,000			1.86%	2,540,000			15,435,000
7/1/2021	4.14%	1,825,000	1,825,000		4.23%	5,950,000			2.14%	6,825,000			2.59%	3,015,000			1.86%	2,540,000			1.86%	2,540,000			16,190,000
7/1/2022	4.19%	1,920,000	1,920,000		4.23%	6,250,000			2.33%	4,000,000			2.73%	3,180,000			2.10%	2,695,000			2.52%	1,070,000			14,685,000
7/1/2023	4.23%	2,020,000	2,020,000		4.23%	6,550,000			2.33%	3,165,000			2.73%	3,180,000			2.10%	2,695,000			2.52%	1,070,000			14,685,000
7/1/2024	4.35%	2,125,000	2,125,000		4.23%	6,800,000			2.50%	7,445,000			2.73%	3,180,000			2.34%	2,795,000			2.59%	3,015,000			18,655,000
7/1/2025	4.35%	2,235,000	2,235,000		4.23%	7,150,000			2.60%	7,815,000			2.73%	3,180,000			2.43%	2,935,000			3.01%	3,180,000			19,520,000
7/1/2026	4.67%	2,345,000	2,345,000		4.23%	7,450,000			2.67%	8,205,000			2.73%	3,180,000			2.55%	3,015,000			3.44%	1,560,000			19,440,000
7/1/2027	4.67%	2,450,000	2,450,000		4.23%	7,800,000			2.73%	5,000,000			2.73%	3,180,000			2.73%	3,180,000			3.44%	1,560,000			15,630,000
7/1/2028	4.67%	2,560,000	2,560,000		4.23%	8,200,000			3.01%	3,620,000			3.10%	4,540,000			3.10%	4,540,000			3.44%	1,560,000			3,620,000
7/1/2029	4.67%	2,675,000	2,675,000		4.23%	8,550,000			3.06%	7,015,000	1,210,000		3.12%	2,000,000			3.12%	2,000,000			3.57%	18,165,000			18,165,000
7/1/2030	4.67%	2,795,000	2,795,000		4.23%	8,900,000			3.17%	9,355,000			3.17%	9,355,000			3.28%	3,380,000			2.99%	35,000			2,000,000
7/1/2031	4.67%	N/A	N/A		4.23%	9,350,000			3.21%	1,345,000			3.04%	3,480,000			3.08%	8,380,000			3.53%	21,755,000			21,755,000
7/1/2032	4.67%	N/A	N/A		4.23%	9,800,000			3.27%	1,385,000			3.10%	3,670,000			3.19%	8,845,000			3.59%	22,800,000			22,800,000
7/1/2033	4.67%	N/A	N/A		4.23%	N/A			N/A	N/A			3.14%	3,785,000			3.27%	10,765,000			3.62%	23,900,000			23,900,000
7/1/2034	4.67%	N/A	N/A		4.23%	9,800,000			N/A	N/A			3.55%	545,000			3.35%	14,735,000			3.70%	25,080,000			25,080,000
7/1/2035	4.67%	N/A	N/A		4.23%	N/A			N/A	N/A			3.56%	10,595,000			3.41%	15,715,000			3.47%	26,310,000			26,310,000
7/1/2036	4.67%	N/A	N/A		4.23%	N/A			N/A	N/A			3.60%	11,020,000			3.47%	16,500,000			3.52%	27,520,000			27,520,000
7/1/2037	4.67%	N/A	N/A		4.23%	N/A			3.64%	11,460,000			3.64%	11,460,000			3.52%	17,325,000			3.57%	28,785,000			28,785,000
7/1/2038	4.67%	N/A	N/A		4.23%	N/A			3.73%	11,920,000			3.56%	18,190,000			3.56%	18,190,000			3.63%	30,116,000			30,116,000
7/1/2039	4.67%	N/A	N/A		4.23%	N/A			N/A	N/A			3.64%	23,115,000			3.59%	22,015,000			3.59%	22,015,000			22,015,000
7/1/2040	4.67%	N/A	N/A		4.23%	N/A			N/A	N/A			3.64%	23,115,000			3.64%	23,115,000			3.64%	23,115,000			23,115,000
7/1/2041	4.67%	N/A	N/A		4.23%	N/A			N/A	N/A			3.64%	24,270,000			3.64%	24,270,000			3.64%	24,270,000			24,270,000
7/1/2042	4.67%	N/A	N/A		4.23%	N/A			N/A	N/A			3.64%	25,485,000			3.64%	25,485,000			3.64%	25,485,000			25,485,000
7/1/2043	4.67%	N/A	N/A		4.23%	N/A			N/A	N/A			3.64%	26,760,000			3.64%	26,760,000			3.64%	26,760,000			26,760,000
7/1/2044	4.67%	N/A	N/A		4.23%	N/A			N/A	N/A			3.64%	28,100,000			3.64%	28,100,000			3.64%	28,100,000			28,100,000
7/1/2045	4.67%	N/A	N/A		4.23%	N/A			N/A	N/A			3.69%	15,990,000			3.69%	15,990,000			3.69%	15,990,000			15,990,000
7/1/2046	4.67%	N/A	N/A		4.23%	N/A			N/A	N/A			4.04%	16,590,000			4.04%	16,590,000			4.04%	16,590,000			16,590,000
7/1/2047	4.67%	N/A	N/A		4.23%	N/A			N/A	N/A			4.04%	14,255,000			4.04%	14,255,000			4.04%	14,255,000			14,255,000
7/1/2048	4.67%	N/A	N/A		4.23%	N/A			N/A	N/A			3.69%	17,275,000			3.69%	17,275,000			3.69%	17,275,000			17,275,000
7/1/2049	4.67%	N/A	N/A		4.23%	N/A			N/A	N/A			4.04%	14,965,000			4.04%	14,965,000			4.04%	14,965,000			14,965,000
7/1/2050	4.67%	N/A	N/A		4.23%	N/A			N/A	N/A			3.69%	17,990,000			3.69%	17,990,000			3.69%	17,990,000			17,990,000
7/1/2051	4.67%	N/A	N/A		4.23%	N/A			N/A	N/A			4.04%	15,715,000			4.04%	15,715,000			4.04%	15,715,000			15,715,000
7/1/2052	4.67%	N/A	N/A		4.23%	N/A																			



DRJTBC

Delaware River Joint TBC Purchases Report Sorted by Fund - Purchase Date October 1, 2017 - October 31, 2017

CUSIP	Investment #	Fund	Sec. Type	Original Par Value	Purchase Date	Payment Periods	Principal Purchased	Accrued Interest at Purchase	Rate at Purchase	Maturity Date	YTM	Ending Book Value
General Reserve Fund												
3135G0J53	10508	01GRF	FAC FNMA	3,000,000.00	10/11/2017	02/23 - 08/23	2,980,434.00	3,750.00	1.000	02/26/2019	1.487	2,981,224.55
9128282T6	10509	01GRF	TRC USTR	3,000,000.00	10/11/2017	02/28 - 08/31	2,985,703.11	4,247.24	1.250	08/31/2019	1.507	2,986,138.86
3130ACJ96	10510	01GRF	FAC FHLM	5,000,000.00	10/17/2017	12/28 - 06/28	4,995,750.00	3,750.00	1.500	06/28/2019	1.551	4,995,847.38
3130ACL93	10516	01GRF	FAC FHLM	5,000,000.00	10/26/2017	04/28 - 10/28	4,998,750.00		1.500	04/26/2019	1.517	4,998,761.57
3130ACLX0	10517	01GRF	FAC FHLM	6,000,000.00	10/30/2017	04/30 - 10/30	6,000,000.00		1.625	10/30/2019	1.625	6,000,000.00
3133782M2	10518	01GRF	FAC FHLM	5,000,000.00	10/31/2017	03/08 - 09/08	4,994,495.00	11,041.67	1.500	03/08/2019	1.579	4,994,495.00
			Subtotal	27,000,000.00			26,955,132.11	22,788.91				26,956,467.36
Construction Fund 2017												
3130ACJ96	10511	06CF17	FAC FHLM	5,000,000.00	10/19/2017	12/28 - 06/28	4,992,000.00	4,166.67	1.500	06/28/2019	1.597	4,992,157.64
3137EADZ9	10512	06CF17	FAC FHLM	6,000,000.00	10/19/2017	04/15 - 10/15	5,962,758.00	750.00	1.125	04/15/2019	1.548	5,963,591.78
3137EAD7	10513	06CF17	FAC FHLM	5,000,000.00	10/19/2017	04/12 - 10/12	4,971,400.00	850.69	0.875	10/12/2018	1.465	4,972,372.24
3130ABF92	10514	06CF17	FAC FHLM	6,000,000.00	10/20/2017	11/28 - 05/28	5,985,504.00	36,208.33	1.375	05/28/2019	1.528	5,985,779.88
3137EAE81	10515	06CF17	FAC FHLM	6,000,000.00	10/20/2017	01/19 - 07/19	5,928,228.00	13,270.83	0.875	07/19/2019	1.572	5,929,483.15
3130ACL93	10519	06CF17	FAC FHLM	3,000,000.00	10/31/2017	04/28 - 10/28	2,995,500.00	625.00	1.500	04/26/2019	1.599	2,995,500.00
3130A8DB6	10520	06CF17	FAC FHLM	14,000,000.00	10/31/2017	12/21 - 06/21	13,892,074.00	56,875.00	1.125	06/21/2019	1.600	13,892,074.00
912828R44	10521	06CF17	TRC FHLM	13,000,000.00	10/31/2017	11/15 - 05/15	12,866,445.31	52,238.45	0.875	05/15/2019	1.552	12,866,683.38
912828T83	10522	06CF17	TRC FHLM	15,000,000.00	10/31/2017	04/30 - 10/31	14,893,945.31		0.750	10/31/2018	1.465	14,894,235.87
			Subtotal	73,000,000.00			72,487,854.62	164,984.97				72,491,877.94
Total Purchases				100,000,000.00			99,442,986.73	187,773.88				99,448,345.30

Portfolio DRJ
AP
PU (PRF_PU) 7.1.1
Report Ver. 7.3.2



Delaware River
Joint Toll Bridge
Commission

DRJTBC

Delaware River Joint TBC
Investment Classification
Sorted by Fund - Maturity Date
October 31, 2017

CUSIP	Investment #	Fund	Issuer	Investment Class	Par Value	YTM	Maturity Date	Market Price	Market Date	Market Value	Book Value	Reported Value
Debt Service Fund												
38145C752	10113	01DSF	Goldman Sachs Ila Fed Port	Amort	665,150.28	0.081		100.000	10/31/2017	665,150.28	665,150.28	665,150.28
				Subtotal	665,150.28	0.081				665,150.28		665,150.28
General Reserve Fund												
38145C752	10115	01GRF	Goldman Sachs Ila Fed Port	Amort	0.00	0.822		100.000	10/31/2017	0.00	0.00	0.00
PAINVEST	10050	01GRF	PA Invest	Amort	5,133,297.94	1.081		100.000	10/31/2017	5,133,297.94	5,133,297.94	5,133,297.94
PAINVEST	10462	01GRF	PA Invest	Amort	20,338,530.27	1.081		100.000	10/31/2017	20,338,530.27	20,338,530.27	20,338,530.27
912828G20	10454	01GRF	Federal Home Loan Bank	Fair	9,469,802.50	0.929	11/15/2017	99.984	10/31/2017	9,469,802.50	9,469,802.50	9,469,802.50
912828U46	10399	01GRF	Federal Home Loan Bank	Fair	5,000,000.00	0.679	11/30/2017	99.962	10/31/2017	4,998,100.00	4,998,100.00	4,998,100.00
3137EAD4X	10396	01GRF	Federal Home Loan Mfg Corp	Fair	5,000,000.00	0.731	12/15/2017	99.980	10/31/2017	4,999,000.00	5,001,630.80	4,999,000.00
912828UE8	10455	01GRF	U.S. Treasury	Fair	10,000,000.00	0.974	12/31/2017	99.932	10/31/2017	9,993,200.00	9,996,343.09	9,993,200.00
8923A1AC5	10484	01GRF	TOYOTA Motor Credit CP	Fair	6,000,000.00	1.354	01/12/2018	99.123	10/31/2017	5,947,420.00	5,984,160.00	5,947,420.00
3130A8RY1	10391	01GRF	Federal Home Loan Bank	Fair	6,000,000.00	0.738	01/19/2018	99.914	10/31/2017	5,994,840.00	6,000,124.33	5,994,840.00
912828P20	10465	01GRF	Federal Home Loan Bank	Fair	9,000,000.00	1.022	01/31/2018	99.891	10/31/2017	8,990,190.00	8,993,941.88	8,990,190.00
912828P20	10479	01GRF	Federal Home Loan Bank	Fair	1,000,000.00	1.070	01/31/2018	99.891	10/31/2017	998,910.00	999,208.63	998,910.00
1247P3B19	10495	01GRF	Calco LLC	Fair	3,500,000.00	1.409	02/01/2018	99.346	10/31/2017	3,477,133.35	3,487,477.79	3,477,133.35
19121BB73	10420	01GRF	Coca Cola	Fair	6,000,000.00	1.237	02/07/2018	98.803	10/31/2017	5,928,206.67	5,980,236.67	5,928,206.67
912828UR9	10464	01GRF	Federal Home Loan Bank	Fair	9,500,000.00	1.033	02/28/2018	99.848	10/31/2017	9,485,560.00	9,491,275.35	9,485,560.00
89119BCF1	10486	01GRF	Toronto Dominion	Fair	1,500,000.00	1.442	03/15/2018	99.036	10/31/2017	1,485,540.21	1,492,155.42	1,485,540.21
912828Q45	10416	01GRF	U.S. Treasury	Fair	6,000,000.00	0.963	03/31/2018	99.848	10/31/2017	5,990,880.00	5,997,845.82	5,990,880.00
3137EAE43	10401	01GRF	Federal Home Loan Mfg Corp	Fair	10,000,000.00	0.870	04/09/2018	99.767	10/31/2017	9,976,700.00	9,994,724.22	9,976,700.00
912828Q94	10494	01GRF	Federal Home Loan Bank	Fair	7,000,000.00	1.190	04/30/2018	99.739	10/31/2017	6,981,730.00	6,984,870.49	6,981,730.00
68328HEJ9	10501	01GRF	Ontario Teachers Finan	Fair	6,000,000.00	1.477	05/18/2018	98.976	10/31/2017	5,938,616.64	5,952,149.98	5,938,616.64
3135G0WJ8	10400	01GRF	Federal National Mfg Assn	Fair	10,000,000.00	0.877	05/21/2018	99.757	10/31/2017	9,975,700.00	9,999,806.45	9,975,700.00
912828VE7	10500	01GRF	Federal Home Loan Bank	Fair	7,500,000.00	1.205	05/31/2018	99.819	10/31/2017	7,486,425.00	7,491,136.80	7,486,425.00
912828R93	10417	01GRF	Federal Home Loan Bank	Fair	6,000,000.00	1.051	06/30/2018	99.504	10/31/2017	5,970,240.00	5,983,247.12	5,970,240.00
912828S68	10418	01GRF	Federal Home Loan Bank	Fair	6,000,000.00	1.089	07/31/2018	99.522	10/31/2017	5,971,320.00	5,984,964.63	5,971,320.00
912828ZC3	10419	01GRF	Federal Home Loan Bank	Fair	6,000,000.00	1.118	08/31/2018	99.434	10/31/2017	5,966,040.00	5,981,897.97	5,966,040.00
3130A9AC5	10403	01GRF	Federal Home Loan Bank	Fair	10,000,000.00	1.100	09/21/2018	99.686	10/31/2017	10,000,000.00	10,000,000.00	9,968,600.00
3133EFK46	10380	01GRF	Federal Farm Credit Bank	Fair	1,103,000.00	1.029	10/26/2018	99.442	10/31/2017	1,096,845.26	1,102,785.80	1,096,845.26
3134GASE5	10405	01GRF	Federal Home Loan Mfg Corp	Fair	7,000,000.00	1.050	10/26/2018	99.477	10/31/2017	6,963,390.00	7,000,000.00	6,963,390.00
3134GAXX7	10406	01GRF	Federal Home Loan Mfg Corp	Fair	2,500,000.00	1.187	11/30/2018	99.336	10/31/2017	2,483,400.00	2,497,973.96	2,483,400.00

Data Updated: ~REPORT~: 11/01/2017 16:30
Run Date: 11/01/2017 - 16:31

Portfolio DRJ
AP
IC (PRF_IC) 7.1.1
Report Ver: 7.3.2

Delaware River Joint TBC
Investment Classification
October 31, 2017

Page 2

CUSIP	Investment #	Fund	Issuer	Investment Class	Par Value	YTM	Maturity Date	Market Price	Market Date	Market Value	Book Value	Reported Value
General Reserve Fund												
3134GAYQ1	10415	01GRF	Federal Home Loan Mtg Corp	Fair	9,100,000.00	1.118	12/05/2018	99.474	10/31/2017	9,052,134.00	9,096,265.21	9,052,134.00
912828U99	10493	01GRF	Federal Home Loan Bank	Fair	7,000,000.00	1.304	12/31/2018	99.707	10/31/2017	6,979,490.00	6,995,601.56	6,979,490.00
912828N63	10414	01GRF	U.S. Treasury	Fair	9,000,000.00	1.198	01/15/2019	99.555	10/31/2017	8,959,950.00	8,992,205.66	8,959,950.00
3135GQJ53	10508	01GRF	Federal National Mtg Assn	Fair	3,000,000.00	1.486	02/26/2019	99.293	10/31/2017	2,978,790.00	2,981,224.55	2,978,790.00
3133782M2	10518	01GRF	Federal Home Loan Bank	Fair	5,000,000.00	1.579	03/08/2019	99.942	10/31/2017	4,997,100.00	4,994,495.00	4,997,100.00
3130ACL93	10516	01GRF	Federal Home Loan Bank	Fair	5,000,000.00	1.517	04/26/2019	99.872	10/31/2017	4,993,600.00	4,998,761.57	4,993,600.00
3130ACJ96	10510	01GRF	Federal Home Loan Bank	Fair	5,000,000.00	1.551	06/28/2019	99.854	10/31/2017	4,992,700.00	4,995,847.38	4,992,700.00
912828T6	10509	01GRF	U.S. Treasury	Fair	3,000,000.00	1.507	08/31/2019	99.414	10/31/2017	2,982,420.00	2,986,138.86	2,982,420.00
3130ACLX0	10517	01GRF	Federal Home Loan Bank	Fair	6,000,000.00	1.625	10/30/2019	99.898	10/31/2017	5,993,880.00	6,000,000.00	5,993,880.00
Subtotal					234,644,828.21	1.124				233,939,311.14	234,379,914.45	233,939,311.14
Operating Fund												
38145C752	10108	01OF	Goldman Sachs Ila Fed Port	Amort	28,709.48	0.081		100.000	10/31/2017	28,709.48	28,709.48	28,709.48
912828P20	10477	01OF	Federal Home Loan Bank	Fair	5,295,000.00	1.070	01/31/2018	99.891	10/31/2017	5,289,228.45	5,290,809.69	5,289,228.45
Subtotal					5,323,709.48	1.064				5,317,937.93	5,319,519.17	5,317,937.93
Reserve Maintenance Fund												
38145C752	10106	01RMF	Goldman Sachs Ila Fed Port	Amort	20,203.09	0.081		100.000	10/31/2017	20,203.09	20,203.09	20,203.09
912828P20	10476	01RMF	Federal Home Loan Bank	Fair	3,770,000.00	1.070	01/31/2018	99.891	10/31/2017	3,765,890.70	3,767,016.53	3,765,890.70
Subtotal					3,790,203.09	1.064				3,786,093.79	3,787,219.62	3,786,093.79
Scudder Falls Insurance Resery												
38145C752	10506	01SFR	Goldman Sachs Ila Fed Port	Amort	383.40	0.001		100.000	10/31/2017	383.40	383.40	383.40
912828K5	10507	01SFR	U.S. Treasury	Fair	4,054,000.00	1.270	07/31/2019	100.000	10/31/2017	4,054,000.00	4,061,309.45	4,054,000.00
Subtotal					4,054,383.40	1.269				4,054,383.40	4,061,692.85	4,054,383.40
Construction Fund 2005A												
38145C752	10112	05CF05	Goldman Sachs Ila Fed Port	Amort	0.00	0.006		100.000	10/31/2017	0.00	0.00	0.00
Subtotal					0.00					0.00	0.00	0.00
Debt Service Reserve 2005A												
38145C752	10110	05DSRF05	Goldman Sachs Ila Fed Port	Amort	4,114.88	0.081		100.000	10/31/2017	4,114.88	4,114.88	4,114.88
912828P20	10478	05DSRF05	Federal Home Loan Bank	Fair	1,000,000.00	1.070	01/31/2018	99.891	10/31/2017	998,970.00	999,208.63	998,970.00
3133EFKW6	10379	05DSRF05	Federal Farm Credit Bank	Fair	1,991,000.00	1.030	10/26/2018	99.442	10/31/2017	1,979,890.22	1,990,913.35	1,979,890.22
Subtotal					2,995,114.88	1.042				2,982,915.10	2,993,936.86	2,982,915.10

Data Updated: ~REPORT~: 11/01/2017 16:30
Run Date: 11/01/2017 - 16:31

Portfolio DRJ
AP
IC (PRF_IC) 7.1.1
Report Ver. 7.3.2

Delaware River Joint TBC
Investment Classification
October 31, 2017

Page 3

CUSIP	Investment #	Fund	Issuer	Investment Class	Par Value	YTM	Maturity Date	Market Price	Market Date	Market Value	Book Value	Reported Value
Capitalized Interest Acc 2017												
38145C752	10423	06CAPINT1	Goldman Sachs Ila Fed Port	Amort	67,284.01	0.081		100.000	10/31/2017	67,284.01	67,284.01	67,284.01
912828UE8	10430	06CAPINT1	U.S. Treasury	Fair	17,230,000.00	0.939	12/31/2017	99.932	10/31/2017	17,218,283.60	17,224,686.47	17,218,283.60
				Subtotal	17,297,284.01	0.935				17,285,567.61	17,291,970.48	17,285,567.61

Construction Fund 2017

38145C752	10424	06CF17	Goldman Sachs Ila Fed Port	Amort	0.00	0.001		100.000	10/31/2017	0.00	0.00	0.00
PAINVEST	10463	06CF17	PA Invest	Amort	15,622,890.03	1.081		100.000	10/31/2017	15,622,890.03	15,622,890.03	15,622,890.03
912796MC0	10485	06CF17	U.S. Treasury	Fair	11,000,000.00	0.995	11/16/2017	99.506	10/31/2017	10,945,745.86	10,995,522.08	10,945,745.86
912828UA6	10474	06CF17	Federal Home Loan Bank	Fair	40,000,000.00	1.004	11/30/2017	99.962	10/31/2017	39,984,800.00	39,988,042.53	39,984,800.00
17177LZF4	10497	06CF17	CIESCO LLC	Fair	10,000,000.00	1.325	12/15/2017	99.563	10/31/2017	9,956,366.70	9,963,866.68	9,956,366.70
912828N55	10475	06CF17	Federal Home Loan Bank	Fair	20,000,000.00	1.023	12/31/2017	99.972	10/31/2017	19,994,400.00	19,999,240.89	19,994,400.00
912828P20	10483	06CF17	Federal Home Loan Bank	Fair	40,000,000.00	1.070	01/31/2018	98.891	10/31/2017	39,956,400.00	39,968,345.12	39,956,400.00
59157UJL3	10503	06CF17	METLIFE	Fair	19,000,000.00	1.357	02/20/2018	99.445	10/31/2017	18,894,550.00	18,920,912.50	18,894,550.00
05253CC53	10496	06CF17	Aust & NZ Banking Group	Fair	13,000,000.00	1.419	03/05/2018	99.237	10/31/2017	12,900,831.67	12,938,206.67	12,900,831.67
06417KCE7	10502	06CF17	Bank of Nova Scotia NY CP	Fair	3,000,000.00	1.419	03/14/2018	98.334	10/31/2017	2,980,025.00	2,984,372.50	2,980,025.00
89119SCF1	10487	06CF17	Toronto Dominion	Fair	4,000,000.00	1.442	03/15/2018	99.036	10/31/2017	3,961,440.56	3,979,081.11	3,961,440.56
19121BDB2	10498	06CF17	Coca Cola	Fair	10,000,000.00	1.396	04/11/2018	99.108	10/31/2017	9,910,844.44	9,939,177.77	9,910,844.44
89233HDK7	10504	06CF17	TOYOTA Motor Credit CP	Fair	9,000,000.00	1.482	04/19/2018	99.168	10/31/2017	8,925,175.00	8,938,315.00	8,925,175.00
89233HEM2	10505	06CF17	TOYOTA Motor Credit CP	Fair	14,000,000.00	1.517	05/21/2018	99.019	10/31/2017	13,862,671.68	13,883,531.67	13,862,671.68
86960KF15	10499	06CF17	Svenska Handelsbanken	Fair	15,000,000.00	1.495	06/01/2018	98.889	10/31/2017	14,833,356.26	14,870,591.67	14,833,356.26
912828S88	10490	06CF17	Federal Home Loan Bank	Fair	10,000,000.00	1.239	07/31/2018	99.522	10/31/2017	9,952,200.00	9,963,898.46	9,952,200.00
3137EAD7	10513	06CF17	Federal Home Loan Mtg Corp	Fair	5,000,000.00	1.464	10/12/2018	99.442	10/31/2017	4,972,372.24	4,972,372.24	4,972,100.00
912828T83	10522	06CF17	Federal Home Loan Bank	Fair	15,000,000.00	1.465	10/31/2018	99.272	10/31/2017	14,890,800.00	14,894,235.87	14,890,800.00
912828U99	10492	06CF17	Federal Home Loan Bank	Fair	10,000,000.00	1.303	12/31/2018	99.707	10/31/2017	9,970,700.00	9,993,875.13	9,970,700.00
3137EADZ9	10512	06CF17	Federal Home Loan Mtg Corp	Fair	6,000,000.00	1.548	04/15/2019	99.351	10/31/2017	5,961,060.00	5,963,591.78	5,961,060.00
3130ACL93	10519	06CF17	Federal Home Loan Bank	Fair	3,000,000.00	1.599	04/26/2019	99.872	10/31/2017	2,996,160.00	2,996,500.00	2,996,160.00
912828ST8	10489	06CF17	Federal Home Loan Bank	Fair	10,000,000.00	1.338	04/30/2019	99.577	10/31/2017	9,957,700.00	9,986,924.81	9,957,700.00
912828R44	10521	06CF17	Federal Home Loan Bank	Fair	13,000,000.00	1.552	05/15/2019	98.996	10/31/2017	12,869,480.00	12,866,683.38	12,869,480.00
3130ABF92	10514	06CF17	Federal Home Loan Bank	Fair	6,000,000.00	1.528	05/29/2019	99.698	10/31/2017	5,981,880.00	5,985,779.88	5,981,880.00
3130ABDB6	10520	06CF17	Federal Home Loan Bank	Fair	14,000,000.00	1.600	06/21/2019	99.268	10/31/2017	13,897,520.00	13,897,520.00	13,897,520.00
3130ACJ96	10511	06CF17	Federal Home Loan Bank	Fair	5,000,000.00	1.597	06/28/2019	99.854	10/31/2017	4,992,700.00	4,992,157.64	4,992,700.00
3137EABE1	10515	06CF17	Federal Home Loan Mtg Corp	Fair	6,000,000.00	1.572	07/19/2019	98.759	10/31/2017	5,925,540.00	5,929,483.15	5,925,540.00
912828TH3	10491	06CF17	Federal Home Loan Bank	Fair	10,000,000.00	1.342	07/31/2019	98.821	10/31/2017	9,882,100.00	9,919,909.52	9,882,100.00
				Subtotal	336,622,890.03	1.290				334,979,437.20	335,368,582.08	334,979,437.20

Portfolio DRJ
AP
IC (PRF_JC) 7.1.1
Report Ver. 7.3.2

Delaware River Joint TBC
Investment Classification
October 31, 2017

Page 4

CUSIP	Investment #	Fund	Issuer	Investment Class	Par Value	YTM	Maturity Date	Market Price	Market Date	Market Value	Book Value	Reported Value
Clearing Fund 2017												
38145C752	10422	06CLEAR17	Goldman Sachs Ila Fed Port	Amort	199,810.56	0.081		100.000	10/31/2017	199,810.56	199,810.56	199,810.56
				Subtotal	199,810.56	0.081				199,810.56	199,810.56	199,810.56
Debt Service Reserve Fund 12A												
38145C752	10260	06DSRF12A	Goldman Sachs Ila Fed Port	Amort	2,102.21	0.081		100.000	10/31/2017	2,102.21	2,102.21	2,102.21
912828P20	10480	06DSRF12A	Federal Home Loan Bank	Fair	1,015,000.00	1.070	01/31/2018	99.891	10/31/2017	1,013,893.65	1,014,196.76	1,013,893.65
3133EFKW6	10381	06DSRF12A	Federal Farm Credit Bank	Fair	1,866,000.00	1.030	10/28/2018	99.442	10/31/2017	1,855,587.72	1,865,637.62	1,855,587.72
				Subtotal	2,883,102.21	1.043				2,871,583.58	2,881,936.59	2,871,583.58
Debt Service Reserve Fund 2015												
38145C752	10349	06DSRF15	Goldman Sachs Ila Fed Port	Amort	0.00	0.130		100.000	10/31/2017	0.00	0.00	0.00
912828P20	10481	06DSRF15	Federal Home Loan Bank	Fair	4,730,000.00	1.070	01/31/2018	99.891	10/31/2017	4,724,844.30	4,726,256.81	4,724,844.30
3133EFKW6	10382	06DSRF15	Federal Farm Credit Bank	Fair	3,000,000.00	1.030	10/28/2018	99.442	10/31/2017	2,983,260.00	2,999,417.40	2,983,260.00
				Subtotal	7,730,000.00	1.054				7,708,104.30	7,725,674.21	7,708,104.30
Debt Service Reserve Fund 2017												
38145C752	10425	06DSRF17	Goldman Sachs Ila Fed Port	Amort	119,442.05	0.081		100.000	10/31/2017	119,442.05	119,442.05	119,442.05
912828P20	10482	06DSRF17	Federal Home Loan Bank	Fair	30,645,000.00	1.070	01/31/2018	99.891	10/31/2017	30,611,596.95	30,620,748.41	30,611,596.95
				Subtotal	30,764,442.05	1.066				30,731,039.00	30,740,190.46	30,731,039.00
				Total	646,970,918.20	1.199				644,521,333.89	645,415,597.61	644,521,333.89

DELAWARE RIVER JOINT TOLL BRIDGE COMMISSION
Meeting of November 20, 2017
TOLL TRAFFIC AND REVENUE STATISTICS (October, 2017)

Summary: The Commission experienced an increase in total toll revenue for October 2017 in comparison to the October 2016 traffic and revenue statistics. Total toll traffic however reflected a decrease for the month of October. [It should be noted that 2016 was a leap year, and that Year-to-Date totals for 2017 reflect one less day].

Analysis of October 2017 / October 2016 toll revenue data comparison:

- An overall toll revenue increase of 3.22 percent was recorded at the Commission's seven toll bridges for the month.
- Commercial-vehicle toll revenue reflected a 4.62 percent increase.
- Passenger-vehicle toll revenue generated a 0.63 percent decrease.

Analysis of October 2017 / October 2016 traffic data comparison:

- Total toll traffic decreased by 14,602 vehicles, or 0.42 percent for the month.
- Commercial-vehicle traffic increased by 17,781 vehicles, or 3.69 percent.
- Passenger-vehicle toll traffic decreased by 32,383 vehicles, or 1.07 percent.
- Average daily toll traffic for the Commission's seven toll bridges for October 2017 was 112,507 total vehicles as compared to 112,978 total vehicles in October 2016.
- Total recorded westbound traffic volume at the eleven vehicular toll supported bridges for October 2017 decreased by 12,397 vehicles, or 0.45 percent when compared to October 2016. Average daily westbound traffic at these bridges for October 2017 was 87,751 vehicles as compared to 88,151 for October 2016.

Traffic analysis for 2017 YTD:

- Total YTD toll traffic for the seven toll bridges is reflecting a 0.94 percent increase through the first ten months of 2017 as compared to the same period in 2016. This has generated a 2.52% increase in total toll revenue for YTD 2017.
- Westbound traffic on the eleven toll supported bridges is reflecting a 0.64 percent increase through the first ten months of 2017 as compared to last year.

DISTRICT REVIEW

District 1

Total toll traffic at Trenton-Morrisville (TM) for October 2017 reflected a 3.22 percent increase compared to October 2016 as the result of increases of 24,218 cars and 801 trucks. At New Hope-Lambertville (NHL), an increase of 2,060 cars combined with a decrease of 1,473 trucks to generate an overall increase in total toll traffic of 0.33 percent for the month of October 2017 as compared to October 2016.

District II

The I-78 Toll Bridge experienced a decrease of 1.81 percent in total toll traffic for the month of October 2017 compared to October 2016 as the result of the decrease of 33,095 cars and the increase of 14,272 trucks. At the Easton-Phillipsburg (EP) Toll Bridge, decreases of 8,402 passenger vehicles and 3,165 trucks combined to generate a 2.51 percent decrease in total toll traffic for October 2017.

District III

Portland-Columbia (PC) experienced a 6.08 percent increase in total toll traffic during October 2017 as a result of the increases of 6,469 automobiles and 61 trucks compared to October 2016. At the Delaware Water Gap (DWG) Toll Bridge, the decrease of 22,781 passenger vehicles and the increase of 7,719 trucks combined to generate an overall decrease of 1.82 percent in total toll traffic for October 2017 as compared to October 2016. At Milford-Montague (MM), an increase of 852 cars and a decrease of 434 trucks combined to produce a 1.15 percent decrease in total toll traffic for the month of October 2017.

E-ZPass Penetration Rates

The table below provides a comparison of the *E-ZPass* penetration rates for the Commission's seven (7) toll bridges for the months of October, 2017 and October, 2016, and the year-to-date periods ending October 31, 2017 and October 31, 2016.

		<i>E-ZPass</i> PENETRATION RATES					
		OCT. 2017	OCT. 2016	Change in Monthly Percentage	YTD 2017	YTD 2016	Change in YTD Percentage
All Toll Bridges	Cars	68.75	65.01	3.74	67.01	64.00	3.01
	Trucks	87.22	85.36	1.86	86.08	85.19	0.89
	Total	71.39	67.80	3.59	69.65	66.88	2.77
Trenton - Morrisville	Cars	67.20	63.63	3.57	65.96	62.51	3.45
	Trucks	90.88	90.32	0.56	89.21	90.03	-0.82
	Total	68.79	65.45	3.34	67.54	64.33	3.21
New Hope - Lambertville	Cars	82.27	79.03	3.24	81.11	78.30	2.81
	Trucks	83.02	82.41	0.61	82.39	83.12	-0.73
	Total	82.31	79.23	3.08	81.18	78.61	2.57
I-78	Cars	70.63	66.17	4.46	68.06	64.79	3.27
	Trucks	87.29	85.08	2.21	86.71	84.92	1.79
	Total	75.04	70.82	4.22	72.80	69.69	3.11
Easton - Phillipsburg	Cars	68.73	65.97	2.76	67.38	65.30	2.08
	Trucks	81.22	82.64	-1.42	80.71	83.01	-2.30
	Total	69.39	66.93	2.46	68.09	66.37	1.72
Portland - Columbia	Cars	62.71	59.80	2.91	61.60	59.33	2.27
	Trucks	87.70	85.07	2.63	87.13	86.49	0.64
	Total	64.45	61.66	2.79	63.42	61.36	2.06
Delaware Water Gap	Cars	67.06	62.97	4.09	65.40	62.30	3.10
	Trucks	87.16	84.85	2.31	84.95	84.46	0.49
	Total	70.31	66.24	4.07	68.34	65.54	2.80
Milford - Montague	Cars	62.12	58.50	3.62	60.83	58.30	2.53
	Trucks	76.02	78.20	-2.18	74.18	80.05	-5.87
	Total	62.49	59.09	3.40	61.18	58.94	2.24

DELAWARE RIVER JOINT TOLL BRIDGE COMMISSION

ALL TOLL BRIDGES

COMPARATIVE STATEMENT OF TOLL TRAFFIC AND REVENUE

OCTOBER 2017

JANUARY 1, 2016			JANUARY 1, 2017			MONTH OF			MONTH OF		
OCTOBER 31, 2016			OCTOBER 31, 2017			OCTOBER 2017			OCTOBER 2016		
305 DAYS			304 DAYS			31 DAYS			31 DAYS		
NUMBER OF VEHICLES	TOTAL REVENUE		NUMBER OF VEHICLES	TOTAL REVENUE	VEHICLE CLASS	NUMBER OF VEHICLES	TOTAL REVENUE		NUMBER OF VEHICLES	TOTAL REVENUE	
29,549,509	\$ 29,731,626.00		29,738,485	\$ 29,947,210.00	Passenger	2,988,616	\$ 3,009,510.00		3,020,999	\$ 3,041,133.00	
-	(1,178,950.99)		-	(1,069,511.98)	Discounts *	-	(103,942.50)		-	(117,023.95)	
29,549,509	\$ 28,552,675.01		29,738,485	\$ 28,877,698.02	TOTAL PASSENGER	2,988,616	\$ 2,905,567.50		3,020,999	\$ 2,924,109.05	
755,871	4,873,095.50		716,696	4,915,083.85	2-Axle Trucks	67,568	434,862.35		78,836	508,252.55	
336,130	3,978,600.00		417,911	4,943,038.80	3-Axle Trucks	46,403	548,070.00		36,755	435,090.00	
380,154	5,969,913.60		428,551	6,739,428.80	4-Axle Trucks	51,129	804,478.40		38,135	598,440.00	
3,070,022	60,135,528.00		3,109,174	60,924,696.00	5-Axle Trucks	324,057	6,345,054.00		317,823	6,223,808.00	
85,617	1,984,404.00		92,470	2,150,781.61	6-Axle Trucks	9,755	227,088.00		9,105	211,065.60	
7,170	199,612.40		3,996	110,383.20	7-Axle Trucks	189	5,258.40		664	18,332.80	
21	1,216.70		1	88.30	Permits	-	-		2	61.70	
4,634,985	\$ 77,142,370.20		4,788,799	\$ 79,483,500.56	TOTAL TRUCKS	499,101	\$ 8,364,811.15		481,320	\$ 7,995,050.65	
34,184,494	\$ 105,695,045.21		34,507,284	\$ 108,361,198.58	TOTAL TOLL VEHICLES	3,487,717	11,270,378.65		3,502,319	10,919,159.70	
112,080	\$ 346,541.13		113,511	\$ 356,451.31	DAILY AVERAGE	112,507	\$ 363,560.60		112,978	\$ 352,230.96	

Rate Change	
Traffic (toll)	
Autos	0.94%
Trucks	0.64%
Revenue	2.89%
Autos	2.52%
Trucks	1.14%
	3.03%

Rate Change	
Traffic (toll)	
Autos	-0.42%
Trucks	-1.07%
Revenue	3.69%
Autos	3.22%
Trucks	-0.63%
	4.62%

* Discounts represents rebates for commuter discounts earned when a customer crosses the Commission's bridges 20 times in a 35 day period, and Commission vehicle's non-revenue crossings.

NOTE: YTD traffic and revenue totals have been positively affected by the Jan. 21, 2017 closure of the Delaware River Turnpike Bridge.

NOTE: 2016 was a leap year. YTD statistics reflect one less day.

DELAWARE RIVER JOINT TOLL BRIDGE COMMISSION

TRENTON - MORRISVILLE TOLL BRIDGE

COMPARATIVE STATEMENT OF TOLL TRAFFIC AND REVENUE

OCTOBER 2017

JANUARY 1, 2016 OCTOBER 31, 2016 305 DAYS			JANUARY 1, 2017 OCTOBER 31, 2017 304 DAYS			MONTH OF OCTOBER 2017 31 DAYS			MONTH OF OCTOBER 2016 31 DAYS		
NUMBER OF VEHICLES	TOTAL REVENUE		NUMBER OF VEHICLES	TOTAL REVENUE		VEHICLE CLASS	NUMBER OF VEHICLES	TOTAL REVENUE	NUMBER OF VEHICLES	TOTAL REVENUE	
7,032,876	\$ 7,054,606.00 (259,180.11)		7,395,521	\$ 7,425,283.00 (221,682.25)		Passenger	748,854	\$ 751,459.00 (21,695.95)	724,636	\$ 727,102.00 (25,810.69)	
7,032,876	\$ 6,795,425.89		7,395,521	\$ 7,203,600.75		Discounts *	748,854	\$ 729,763.05	724,636	\$ 701,291.32	
191,318	1,235,160.55		156,875	1,012,404.25		TOTAL PASSENGER					
77,946	929,618.40		94,516	1,124,929.20		2-Axle Trucks	12,032	77,679.55	20,298	131,062.10	
78,324	1,238,345.60		89,386	1,414,060.80		3-Axle Trucks	13,239	157,357.20	9,872	117,729.60	
147,376	2,888,320.00		196,079	3,949,786.00		4-Axle Trucks	9,949	157,603.20	8,860	140,006.40	
920	21,571.20		1,837	43,099.21		5-Axle Trucks	18,540	364,482.00	14,036	274,934.00	
79	2,810.80		186	5,279.60		6-Axle Trucks	169	3,962.40	91	2,138.40	
2	5.00					7-Axle Trucks	36	1,008.00	6	168.00	
						Permits			1		
495,965	\$ 6,315,831.55		538,879	\$ 7,449,559.06		TOTAL TRUCKS	53,965	\$ 762,092.35	53,164	\$ 666,038.50	
7,528,841	\$ 13,111,257.44		7,934,400	\$ 14,653,159.81		TOTAL TOLL VEHICLES	802,819	\$ 1,491,855.40	777,800	\$ 1,367,329.82	
24,685	\$ 42,987.73		26,100	\$ 48,201.18		DAILY AVERAGE	25,897	\$ 48,124.37	25,090	\$ 44,107.41	

Rate Change	
Traffic (toll)	5.39%
Autos	5.16%
Trucks	8.65%
Revenue	11.76%
Autos	6.01%
Trucks	17.95%

Rate Change	
Traffic (toll)	3.22%
Autos	3.34%
Trucks	1.51%
Revenue	9.11%
Autos	4.06%
Trucks	14.42%

* Discounts represents rebates for commuter discounts earned when a customer crosses the Commission's bridges 20 times in a 35 day period, and Commission vehicle's non-revenue crossings.

NOTE: YTD traffic and revenue totals have been positively affected by the Jan. 21, 2017 closure of the Delaware River Turnpike Bridge.

DELAWARE RIVER JOINT TOLL BRIDGE COMMISSION

NEW HOPE - LAMBERTVILLE TOLL BRIDGE

COMPARATIVE STATEMENT OF TOLL TRAFFIC AND REVENUE

OCTOBER 2017

JANUARY 1, 2016 OCTOBER 31, 2016 305 DAYS				JANUARY 1, 2017 OCTOBER 31, 2017 304 DAYS				MONTH OF OCTOBER 2017 31 DAYS				MONTH OF OCTOBER 2016 31 DAYS					
NUMBER OF VEHICLES		TOTAL REVENUE		NUMBER OF VEHICLES		TOTAL REVENUE		VEHICLE CLASS		NUMBER OF VEHICLES		TOTAL REVENUE		NUMBER OF VEHICLES		TOTAL REVENUE	
1,535,246	\$	1,545,102.00		1,540,810	\$	1,551,228.00		Passenger		167,651	\$	168,715.00		165,591	\$	166,784.00	
		(84,200.19)				(64,384.26)		Discounts *				(6,029.22)				(8,297.23)	
1,535,246	\$	1,460,901.81		1,540,810	\$	1,486,843.74		TOTAL PASSENGER		167,651	\$	162,685.78		165,591	\$	158,486.77	
49,209		317,970.90		37,968		244,986.95		2-Axle Trucks		3,395		21,879.00		5,199		33,576.40	
17,699		211,017.60		17,785		211,808.40		3-Axle Trucks		1,780		21,180.00		1,845		21,990.00	
7,935		122,937.60		6,829		106,347.20		4-Axle Trucks		834		13,024.00		796		12,380.80	
27,571		542,568.00		28,882		587,892.00		5-Axle Trucks		3,073		60,410.00		2,737		53,846.00	
1,022		23,095.20		884		20,186.40		6-Axle Trucks		116		2,623.20		95		2,145.60	
32		900.40		33		921.20		7-Axle Trucks		5		140.00		4		118.40	
1		2.00						Permits		-		-					
103,469	\$	1,218,481.70		93,381	\$	1,172,142.15		TOTAL TRUCKS		9,203	\$	119,256.20		10,676	\$	124,057.20	
1,638,715	\$	2,679,383.51		1,634,191	\$	2,658,985.89		TOTAL TOLL VEHICLES		176,854	\$	281,941.98		176,267	\$	282,543.97	
5,373	\$	8,784.86		5,376	\$	8,746.66		DAILY		5,705	\$	9,094.90		5,686	\$	9,114.32	
Rate Change				Rate Change				Rate Change				Rate Change					
Traffic (toll)				Traffic (toll)				Traffic (toll)				Traffic (toll)					
Autos				Autos				Autos				Autos					
Trucks				Trucks				Trucks				Trucks					
Revenue				Revenue				Revenue				Revenue					
Autos				Autos				Autos				Autos					
Trucks				Trucks				Trucks				Trucks					

Rate Change
Traffic (toll)
Autos
Trucks
Revenue
Autos
Trucks

Rate Change
Traffic (toll)
Autos
Trucks
Revenue
Autos
Trucks

0.28%
0.36%
-6.75%
-0.76%
1.78%
-3.80%

0.33%
1.24%
-13.80%
-0.21%
2.65%
-3.87%

* Discounts represents rebates for commuter discounts earned when a customer crosses the Commission's bridges 20 times in a 35 day period, and Commission vehicle's non-revenue crossings.

DELAWARE RIVER JOINT TOLL BRIDGE COMMISSION

178 TOLL BRIDGE

COMPARATIVE STATEMENT OF TOLL TRAFFIC AND REVENUE

OCTOBER 2017

JANUARY 1, 2016 OCTOBER 31, 2016 305 DAYS			JANUARY 1, 2017 OCTOBER 31, 2017 304 DAYS			MONTH OF OCTOBER 2017 31 DAYS			MONTH OF OCTOBER 2016 31 DAYS		
NUMBER OF VEHICLES	TOTAL REVENUE		NUMBER OF VEHICLES	TOTAL REVENUE		VEHICLE CLASS	NUMBER OF VEHICLES	TOTAL REVENUE	NUMBER OF VEHICLES	TOTAL REVENUE	
7,594,364	\$ 7,656,942.00		7,492,628	\$ 7,561,467.00		Passenger	750,063	\$ 757,283.00	783,178	\$ 790,536.00	
	(300,798.28)			(317,222.85)		Discounts *		(31,322.34)		(30,286.21)	
7,594,364	\$ 7,356,143.72		7,492,628	\$ 7,244,244.15		TOTAL PASSENGER	750,063	\$ 725,960.66	783,178	\$ 760,249.79	
230,279	1,481,834.90		251,698	1,618,452.55		2-Axle Trucks	26,082	167,566.10	24,649	158,654.60	
124,744	1,470,009.60		163,464	1,928,337.60		3-Axle Trucks	16,253	191,101.20	12,998	153,121.20	
162,306	2,535,032.00		175,979	2,754,348.80		4-Axle Trucks	21,634	339,166.40	16,344	255,063.20	
1,863,349	36,477,468.00		1,887,650	37,158,024.00		5-Axle Trucks	199,467	3,902,104.00	194,922	3,814,920.00	
56,747	1,313,738.40		60,670	1,410,823.20		6-Axle Trucks	6,243	145,456.80	6,044	139,932.00	
5,536	152,396.40		2,976	81,896.40		7-Axle Trucks	89	2,478.00	539	14,807.20	
7	548.50		1	88.30		Permits					
2,442,968	\$ 43,431,027.80		2,552,438	\$ 44,951,970.85		TOTAL TRUCKS	269,768	\$ 4,747,872.50	255,496	\$ 4,536,518.20	
10,037,332	\$ 50,787,171.52		10,045,066	\$ 52,196,215.00		TOTAL TOLL VEHICLES	1,019,851	\$ 5,473,833.16	1,038,674	\$ 5,296,767.99	
32,909	\$ 166,515.32		33,043	\$ 171,698.08		DAILY AVERAGE	32,898	\$ 176,575.28	33,506	\$ 170,863.48	

Rate Change	
Traffic (toll)	0.08%
Autos	-1.34%
Trucks	4.48%
Revenue	2.77%
Autos	-1.52%
Trucks	3.50%

Rate Change	
Traffic (toll)	-1.81%
Autos	-4.23%
Trucks	5.59%
Revenue	3.34%
Autos	-4.51%
Trucks	4.66%

* Discounts represents rebates for commuter discounts earned when a customer crosses the Commission's bridges 20 times in a 35 day period, and Commission vehicle's non-revenue crossings.

DELAWARE RIVER JOINT TOLL BRIDGE COMMISSION

EASTON - PHILLIPSBURG TOLL BRIDGE

COMPARATIVE STATEMENT OF TOLL TRAFFIC AND REVENUE

OCTOBER 2017

JANUARY 1, 2016 OCTOBER 31, 2016 305 DAYS			JANUARY 1, 2017 OCTOBER 31, 2017 304 DAYS			MONTH OF OCTOBER 2017 31 DAYS			MONTH OF OCTOBER 2016 31 DAYS		
NUMBER OF VEHICLES	TOTAL REVENUE		NUMBER OF VEHICLES	TOTAL REVENUE	VEHICLE CLASS	NUMBER OF VEHICLES	TOTAL REVENUE		NUMBER OF VEHICLES	TOTAL REVENUE	
4,246,645	\$ 4,269,288.00		4,221,028	\$ 4,244,238.00	Passenger	426,353	\$ 428,762.00		434,755	\$ 437,110.00	
	(175,541.96)			(145,146.87)	Discounts *		(13,965.09)			(17,397.69)	
4,246,645	\$ 4,093,746.04		4,221,028	\$ 4,099,091.13	TOTAL PASSENGER	426,353	\$ 414,796.91		434,755	\$ 419,712.32	
108,109	698,550.45		70,554	455,929.50	2-Axle Trucks	6,797	43,925.05		10,720	69,259.45	
31,100	368,246.40		30,480	362,034.00	3-Axle Trucks	3,226	38,322.00		3,309	39,178.80	
28,949	459,318.40		26,699	423,500.80	4-Axle Trucks	2,791	44,332.80		2,508	39,779.20	
105,184	2,062,518.00		109,278	2,143,986.00	5-Axle Trucks	10,596	207,428.00		10,023	196,528.00	
1,307	31,072.80		1,178	27,844.80	6-Axle Trucks	101	2,390.40		117	2,762.40	
31	926.00		31	864.40	7-Axle Trucks	3	84.00		2	56.00	
			-		Permits	-	-		-		
274,680	\$ 3,620,632.05		238,220	\$ 3,414,159.50	TOTAL TRUCKS	23,514	\$ 336,482.25		26,679	\$ 347,563.85	
4,521,325	\$ 7,714,378.09		4,459,248	\$ 7,513,250.63	TOTAL TOLL VEHICLES	449,867	\$ 751,279.16		461,434	\$ 767,276.17	
14,824	\$ 25,293.04		14,669	\$ 24,714.64	DAILY AVERAGE	14,512	\$ 24,234.81		14,885	\$ 24,750.84	
Rate Change											
Traffic (toll)											
Autos	-1.37%										
Trucks	-0.60%										
Trucks	-13.27%										
Revenue	-2.61%										
Autos	0.13%										
Trucks	-5.70%										

Rate Change	
Traffic (toll)	
Autos	-1.37%
Trucks	-0.60%
Revenue	-13.27%
Autos	-2.61%
Trucks	0.13%
	-5.70%

Rate Change	
Traffic (toll)	
Autos	-2.51%
Trucks	-1.93%
Revenue	-11.86%
Autos	-2.08%
Trucks	-1.17%
	-3.19%

* Discounts represents rebates for commuter discounts earned when a customer crosses the Commission's bridges 20 times in a 35 day period, and Commission vehicle's non-revenue crossings.

DELAWARE RIVER JOINT TOLL BRIDGE COMMISSION

PORTLAND - COLUMBIA TOLL BRIDGE

COMPARATIVE STATEMENT OF TOLL TRAFFIC AND REVENUE

OCTOBER 2017

JANUARY 1, 2016 OCTOBER 31, 2016 305 DAYS			JANUARY 1, 2017 OCTOBER 31, 2017 304 DAYS			MONTH OF OCTOBER 2017 31 DAYS			MONTH OF OCTOBER 2016 31 DAYS		
NUMBER OF VEHICLES	TOTAL REVENUE		NUMBER OF VEHICLES	TOTAL REVENUE	VEHICLE CLASS	NUMBER OF VEHICLES	TOTAL REVENUE		NUMBER OF VEHICLES	TOTAL REVENUE	
999,877	\$ 1,009,336.00 (44,897.94)		991,376	\$ 1,001,043.00 (39,502.37)	Passenger Discounts *	105,952	\$ 106,976.00 (3,454.38)		99,483	\$ 100,492.00 (4,192.80)	
999,877	\$ 964,438.06		991,376	\$ 962,540.63	TOTAL PASSENGER	105,952	\$ 103,521.62		99,483	\$ 96,299.20	
22,732	146,966.30		15,526	100,529.65	2-Axle Trucks	1,445	9,363.25		2,345	15,172.30	
8,329	99,219.60		7,920	94,330.80	3-Axle Trucks	793	9,464.40		841	9,997.20	
20,976	335,070.40		23,177	369,316.80	4-Axle Trucks	2,381	37,870.40		1,665	26,584.00	
28,428	563,260.00		29,303	579,228.00	5-Axle Trucks	3,276	64,714.00		3,019	59,728.00	
243	5,817.60		385	9,199.20	6-Axle Trucks	53	1,269.60		19	456.00	
6	185.20		15	417.20	7-Axle Trucks	2	56.00				
					Permits						
80,714	\$ 1,150,519.10		76,326	\$ 1,153,021.65	TOTAL TRUCKS	7,950	\$ 122,737.65		7,889	\$ 111,937.50	
1,080,591	\$ 2,114,957.16		1,067,702	\$ 2,115,562.28	TOTAL TOLL VEHICLES	113,902	\$ 226,259.27		107,372	\$ 208,236.70	
3,543	\$ 6,934.29		3,512	\$ 6,959.09	DAILY AVERAGE	3,674	\$ 7,298.69		3,464	\$ 6,717.31	

Rate Change	
Traffic (toll)	
Autos	-1.19%
Trucks	-0.85%
Revenue	-5.44%
Autos	0.03%
Trucks	-0.20%
	0.22%

Rate Change	
Traffic (toll)	
Autos	6.08%
Trucks	6.50%
Revenue	0.77%
Autos	8.65%
Trucks	7.50%
	9.65%

* Discounts represents rebates for commuter discounts earned when a customer crosses the Commission's bridges 20 times in a 35 day period, and Commission vehicle's non-revenue crossings.

DELAWARE RIVER JOINT TOLL BRIDGE COMMISSION

DELAWARE WATER GAP TOLL BRIDGE

COMPARATIVE STATEMENT OF TOLL TRAFFIC AND REVENUE

OCTOBER 2017

JANUARY 1, 2016 OCTOBER 31, 2016 305 DAYS			JANUARY 1, 2017 OCTOBER 31, 2017 304 DAYS			MONTH OF OCTOBER 2017 31 DAYS			MONTH OF OCTOBER 2016 31 DAYS		
NUMBER OF VEHICLES	TOTAL REVENUE	NUMBER OF VEHICLES	TOTAL REVENUE	VEHICLE CLASS	NUMBER OF VEHICLES	TOTAL REVENUE	NUMBER OF VEHICLES	TOTAL REVENUE	NUMBER OF VEHICLES	TOTAL REVENUE	
7,034,475	\$ 7,080,534.00 (269,039.01)	7,020,494	\$ 7,077,932.00 (244,713.50)	Passenger	682,430	\$ 688,023.00 (24,099.64)	705,211	\$ 709,871.00 (26,727.29)			
-	\$ 6,811,494.99	-	\$ 6,833,218.50	Discounts *	-	\$ 663,923.36	-	\$ 683,143.71			
7,034,475	\$ 6,811,494.99	7,020,494	\$ 6,833,218.50	TOTAL PASSENGER	682,430	\$ 663,923.36	705,211	\$ 683,143.71			
132,345	851,284.20	168,838	1,084,272.15	2-Axle Trucks	16,511	106,019.55	13,413	86,222.50			
73,281	864,328.80	100,161	1,178,792.40	3-Axle Trucks	10,802	126,943.20	7,626	89,924.40			
79,810	1,249,656.00	103,864	1,630,144.00	4-Axle Trucks	13,165	206,507.20	7,779	121,689.60			
891,418	17,469,102.00	839,319	16,454,096.00	5-Axle Trucks	88,231	1,728,616.00	92,446	1,811,170.00			
25,327	587,894.40	27,432	637,617.60	6-Axle Trucks	3,067	71,241.60	2,731	63,444.00			
1,480	42,228.40	738	20,536.80	7-Axle Trucks	52	1,436.40	113	3,183.20			
11	661.20			Permits			1	61.70			
-	\$ 21,065,155.00	1,240,352	\$ 21,005,458.95	TOTAL TRUCKS	131,828	\$ 2,240,763.95	124,109	\$ 2,175,695.40			
8,238,147	\$ 27,876,649.99	8,260,846	\$ 27,838,677.45	TOTAL TOLL VEHICLES	814,258	\$ 2,904,687.31	829,320	\$ 2,858,839.11			
27,010	\$ 91,398.85	27,174	\$ 91,574.60	DAILY AVERAGE	26,266	\$ 93,699.59	26,752	\$ 92,220.62			
Rate Change				Rate Change				Rate Change			
Traffic (toll)				Traffic (toll)				Traffic (toll)			
Autos				Autos				Autos			
Trucks				Trucks				Trucks			
Revenue				Revenue				Revenue			
Autos				Autos				Autos			
Trucks				Trucks				Trucks			
-1.82%				-1.82%				-1.82%			
-3.23%				-3.23%				-3.23%			
6.22%				6.22%				6.22%			
1.60%				1.60%				1.60%			
-2.81%				-2.81%				-2.81%			
2.99%				2.99%				2.99%			

Rate Change	
Traffic (toll)	
Autos	0.28%
Trucks	-0.20%
Revenue	3.05%
Autos	-0.14%
Trucks	0.32%
	-0.28%

Rate Change	
Traffic (toll)	
Autos	-1.82%
Trucks	-3.23%
Revenue	6.22%
Autos	1.60%
Trucks	-2.81%
	2.99%

* Discounts represents rebates for commuter discounts earned when a customer crosses the Commission's bridges 20 times in a 35 day period, and Commission vehicle's non-revenue crossings.

DELAWARE RIVER JOINT TOLL BRIDGE COMMISSION

MILFORD - MONTAGUE TOLL BRIDGE

COMPARATIVE STATEMENT OF TOLL TRAFFIC AND REVENUE

OCTOBER 2017

JANUARY 1, 2016 OCTOBER 31, 2016 305 DAYS			JANUARY 1, 2017 OCTOBER 31, 2017 304 DAYS			MONTH OF OCTOBER 2017 31 DAYS			MONTH OF OCTOBER 2016 31 DAYS		
NUMBER OF VEHICLES	TOTAL REVENUE		NUMBER OF VEHICLES	TOTAL REVENUE		VEHICLE CLASS	NUMBER OF VEHICLES	TOTAL REVENUE	NUMBER OF VEHICLES	TOTAL REVENUE	
1,106,026	\$ 1,115,818.00		1,076,628	\$ 1,086,019.00		Passenger	107,293	\$ 108,292.00	108,145	\$ 109,238.00	
	(45,293.50)			(37,859.88)		Discounts *		(3,375.88)		(4,312.06)	
1,106,026	\$ 1,070,524.50		1,076,628	\$ 1,048,159.12		TOTAL PASSENGER	107,293	\$ 104,916.12	108,145	\$ 104,925.94	
21,879	141,328.20		15,237	98,508.80		2-Axle Trucks	1,306	8,429.85	2,212	14,305.20	
3,031	36,159.60		3,585	42,806.40		3-Axle Trucks	310	3,702.00	264	3,148.80	
1,854	29,553.60		2,617	41,710.40		4-Axle Trucks	375	5,974.40	183	2,916.80	
6,696	132,302.00		7,663	151,684.00		5-Axle Trucks	874	17,300.00	640	12,682.00	
51	1,214.40		84	2,011.20		6-Axle Trucks	6	144.00	8	187.20	
6	165.20		17	487.60		7-Axle Trucks	2	56.00	-	-	
-	-		-	-		Permits	-	-	-	-	
33,517	\$ 340,723.00		29,203	\$ 337,188.40		TOTAL TRUCKS	2,873	\$ 35,606.25	3,307	\$ 33,240.00	
1,139,543	\$ 1,411,247.50		1,105,831	\$ 1,385,347.52		TOTAL TOLL VEHICLES	110,166	\$ 140,522.37	111,452	\$ 138,165.94	
3,736	\$ 4,627.04		3,638	\$ 4,557.06		DAILY AVERAGE	3,554	\$ 4,532.98	3,595	\$ 4,456.97	

Rate Change
Traffic (toll)
Autos
Trucks
Revenue
Autos
Trucks

Rate Change
Traffic (toll)
Autos
Trucks
Revenue
Autos
Trucks

-2.96%
-2.88%
-12.87%
-1.84%
-2.09%
-1.04%

-1.15%
-0.79%
-13.12%
1.71%
-0.01%
7.12%

* Discounts represents rebates for commuter discounts earned when a customer crosses the Commission's bridges 20 times in a 35 day period, and Commission vehicle's non-revenue crossings.

Delaware River Joint Toll Bridge Commission
Toll Supported Bridge - Westbound Traffic Counts
October 2017

Bridge	Westbound Volume					
	October 2017	October 2016	% Change	YTD 2017	YTD 2016	% Change
Lower Trenton	373,530	367,544	1.63%	3,688,493	3,510,753	5.06%
Calhoun Street	295,918	264,479	11.89%	2,958,930	2,696,747	9.72%
Scudder Falls	1,011,710	1,029,741	-1.75%	9,735,780	9,892,634	-1.59%
Washington Crossing	113,009	155,137	-27.16%	1,057,394	1,310,887	-19.34%
New Hope - Lambertville	216,582	196,160	10.41%	2,179,704	1,925,729	13.19%
Centre Bridge - Stockton	81,489	71,122	14.58%	750,673	645,899	16.22%
Uhlerstown - Frenchtown	76,006	73,137	3.92%	688,825	692,415	-0.52%
Upper Black Eddy - Milford	58,540	59,196	-1.11%	589,221	563,744	4.52%
Riegelsville	48,319	61,791	-21.80%	480,811	626,961	-23.31%
Northampton Street	377,807	380,075	-0.60%	3,764,434	3,820,274	-1.46%
Riverton - Belvidere	67,384	74,310	-9.32%	697,732	737,142	-5.35%
Total	2,720,294	2,732,692	-0.45%	26,591,998	26,423,186	0.64%

NOTES:

Delaware River Joint Toll Bridge Commission
Toll Supported Bridge - Two Way Traffic Counts
October 2017

Bridge	Total Volume					
	October 2017	October 2016	% Change	YTD 2017	YTD 2016	% Change
Lower Trenton	471,706	469,855	0.39%	4,710,610	4,556,185	3.39%
Calhoun Street	505,793	525,574	-3.76%	5,022,920	5,350,093	-6.12%
Scudder Falls	1,834,498	1,930,354	-4.97%	18,013,494	18,380,570	-2.00%
Washington Crossing	194,007	257,466	-24.65%	1,850,368	2,319,576	-20.23%
New Hope - Lambertville	391,610	421,441	-7.08%	3,926,268	4,107,763	-4.42%
Centre Bridge - Stockton	150,498	154,140	-2.36%	1,429,207	1,414,032	1.07%
Uhlerstown - Frenchtown	148,744	142,246	4.57%	1,353,962	1,346,394	0.56%
Upper Black Eddy - Milford	110,526	112,945	-2.14%	1,096,548	1,133,768	-3.28%
Riegelsville	102,940	104,651	-1.63%	1,006,399	1,047,457	-3.92%
Northampton Street	582,054	587,031	-0.85%	5,678,977	5,966,905	-4.83%
Riverton - Belvidere	156,631	141,114	11.00%	1,537,256	1,372,567	12.00%
Total	4,649,007	4,846,817	-4.08%	45,626,009	46,995,310	-2.91%

NOTES:

Delaware River Joint Toll Bridge Commission
Toll Bridge - Two Way Traffic Counts
October 2017

Bridge	Total Volume (all classes)					
	October 2017	October 2016	% Change	YTD 2017	YTD 2016	% Change
Trenton - Morrisville	1,926,679	1,844,196	4.47%	18,850,634	17,938,819	5.08%
New Hope - Lambertville	415,731	400,751	3.74%	3,864,880	3,731,257	3.58%
Interstate 78	2,082,978	2,143,386	-2.82%	20,629,714	20,750,100	-0.58%
Easton - Phillipsburg	1,111,317	1,074,005	3.47%	10,841,049	10,530,681	2.95%
Portland - Columbia	240,981	247,170	-2.50%	2,372,830	2,466,185	-3.79%
Delaware Water Gap	1,583,161	1,654,929	-4.34%	16,080,630	16,452,959	-2.26%
Milford - Montague	229,896	203,193	13.14%	2,267,562	2,075,992	9.23%
Total	7,590,743	7,567,629	0.31%	74,907,299	73,945,993	1.30%

Notes:

DELAWARE RIVER JOINT TOLL BRIDGE COMMISSION

Meeting of November 20, 2017

STATISTICAL SUMMARY OF EXPENDITURES

This includes reports entitled “**Budget vs Actual**” covering the month of October 2017 and the ten month year-to-date (“YTD”) operations of fiscal year 2017 relative to Toll Bridges, Toll Supported Bridges and Administration departments.

Total expense plus encumbrance totaled \$4,693,028 for the month of October. For the 2017 fiscal period, total expense plus encumbrances amounted to \$49,833,877 or 93.8% of the YTD operating budget.

Most of the expense line categories are within their normal line item budgets. Overtime wages are currently exceeding budget by \$71,800 or 19.1%, mainly due to a need to fill-in for a number of full-time staff vacancies. This line item is more than offset by budget surplus in Regular Employee Salaries and Part-Time Salary budgets. Professional Services are exceeding their YTD operating budget by \$60,700 or 5.7% due to higher non-retainer legal fees. And business insurance expense is exceeding the YTD budget by \$18,500 or .8% due to higher than anticipated Workers Compensation expense.

There were no unusual expense items or charges during the month of October.

Delaware River Joint Toll Bridge Commission
Budget vs Actual
For the Ten Months Ending October 31, 2017

TOTAL COMMISSION

	Annual Budget 2017	YTD Budget 2017	Expended For The Month	Expended Year To Date	Encumbered	Remaining Annual Budget
Regular Employee Salaries	\$20,227,900	17,020,016	\$1,469,521	\$16,560,188	\$0	\$3,667,712
Part-Time Employee Wages	409,500	347,338	26,525	274,511	0	134,990
Summer Employee Wages	114,695	114,695	0	66,291	0	48,404
Overtime Wages	462,237	375,402	26,664	447,168	0	15,069
Pension Contributions	6,451,918	5,459,355	483,333	4,992,552	0	1,459,366
FICA Contributions	1,701,309	1,439,580	117,954	1,367,967	0	333,342
Regular Employee Healthcare Benefits	10,599,332	8,837,156	805,378	8,395,010	0	2,204,322
Life Insurance Benefits	174,637	145,531	14,557	146,651	0	27,986
Unemployment Compensation Benefits	45,000	45,000	0	2,922	0	42,078
Utility Expense	917,541	810,479	36,316	502,295	58,000	357,246
Office Expense	263,326	230,481	14,679	168,738	12,545	82,043
Telecommunication Expense	937,388	789,736	48,337	807,121	6,128	124,138
Information Technology Expense	597,535	524,846	72,725	387,889	84,180	125,466
Professional Development/Meetings	239,430	212,566	6,040	90,225	0	149,205
Vehicle Maintenance Expense and Fuel	470,082	448,539	38,680	251,194	91,111	127,777
Operations Maintenance Expense	1,551,474	1,416,601	136,668	788,322	312,502	450,650
ESS Operating Maintenance Expense	1,497,000	1,247,500	66,652	938,633	123,037	435,330
Commission Expense	22,500	18,750	2,810	16,043	0	6,457
Toll Collection Expense	77,338	71,747	4,286	55,452	1,266	20,619
Uniform Expense	101,456	89,772	11,726	71,647	14,897	14,912
Business Insurance	2,976,252	2,348,017	236,016	2,366,491	0	609,761
Licenses & Inspections Expense	11,100	9,135	652	7,066	0	4,034
Advertising	62,000	54,733	2,064	8,986	0	53,014
Professional Services	1,271,000	1,071,668	143,941	1,132,371	0	138,629
State Police Bridge Security	5,716,366	4,809,756	459,821	4,587,334	0	1,129,033
EZPass Equipment/Maintenance	1,327,870	1,106,558	97,042	890,610	0	437,260
General Contingency	300,000	250,000	0	0	0	300,000
EZPass Operating Expense	4,623,995	3,854,296	335,291	3,806,544	0	817,452
Total	\$63,150,183	\$53,149,252	\$4,657,678	\$49,130,221	\$703,666	\$13,316,296

Delaware River Joint Toll Bridge Commission
Budget vs Actual
For the Ten Months Ending October 31, 2017

ADMINISTRATION*

	Annual Budget 2017	YTD Budget 2017	Expended For The Month	Expended Year To Date	Encumbered	Remaining Annual Budget
Regular Employee Salaries	\$3,881,903	3,284,711	\$300,476	\$3,249,220	\$0	\$632,682
Summer Employee Wages	8,196	8,196	0	0	0	8,196
Overtime Wages	5,200	4,333	0	1,714	0	3,486
Pension Contributions	1,152,413	975,126	90,066	922,149	0	230,264
FICA Contributions	297,990	252,148	19,869	239,907	0	58,084
Regular Employee Healthcare Benefits	1,314,429	1,095,707	118,941	1,074,351	0	240,079
Life Insurance Benefits	32,235	26,863	2,696	26,857	0	5,378
Unemployment Compensation Benefits	45,000	45,000	0	2,922	0	42,078
Office Expense	215,850	187,419	14,230	157,731	10,394	47,725
Telecommunication Expense	143,122	116,884	7,871	186,352	0	(43,230)
Information Technology Expense	570,000	501,887	72,725	387,889	84,180	97,931
Professional Development/Meetings	146,510	130,556	2,481	57,347	0	89,163
Vehicle Maintenance Expense and Fuel	2,824	2,353	0	342	0	2,482
Commission Expense	22,500	18,750	2,810	16,043	0	6,457
Business Insurance	274,638	96,671	9,716	97,265	0	177,373
Advertising	62,000	54,733	2,064	8,986	0	53,014
Professional Services	991,000	838,333	123,280	998,756	0	(7,756)
General Contingency	300,000	250,000	0	0	0	300,000
TOTAL	\$9,465,811	\$7,889,671	\$767,225	\$7,427,830	\$94,573	\$1,943,407

* Includes Executive, Human Resources, Accounting, EZPass, Purchasing, Information Technology, Community Affairs and Contract/Compliance.

Delaware River Joint Toll Bridge Commission
Budget vs Actual
For the Ten Months Ending October 31, 2017

ADMINISTRATION - OPERATIONS*

	Annual Budget 2017	YTD Budget 2017	Expended For The Month	Expended Year To Date	Encumbered	Remaining Annual Budget
Regular Employee Salaries	\$1,464,130	1,251,483	\$101,499	\$1,241,848	\$0	\$222,281
Overtime Wages	15,000	12,500	3,878	32,367	0	(17,367)
Pension Contributions	752,902	637,076	55,682	567,136	0	185,766
FICA Contributions	191,566	162,096	13,579	162,283	0	29,283
Regular Employee Healthcare Benefits	817,107	681,022	61,350	639,468	0	177,639
Life Insurance Benefits	20,317	16,931	1,772	17,159	0	3,157
Office Expense	15,900	13,483	172	2,826	1,986	11,088
Telecommunication Expense	92,540	77,117	5,888	58,226	0	34,314
Professional Development/Meetings	61,850	54,093	1,971	13,955	0	47,895
Vehicle Maintenance Expense and Fuel	1,000	833	0	847	564	(411)
ESS Operating Maintenance Expense	1,497,000	1,247,500	66,652	938,633	123,037	435,330
Uniform Expense	8,800	7,333	2,482	6,523	1,906	371
Business Insurance	75,225	62,687	6,234	62,365	0	12,860
Professional Services	280,000	233,335	20,661	133,615	0	146,385
TOTAL	\$5,293,337	\$4,457,489	\$341,819	\$3,877,252	\$127,493	\$1,288,592

* Includes Engineering, Security, Safety & Training, Plant & Facility, and Electronic Security & Surveillance.

Delaware River Joint Toll Bridge Commission
Budget vs Actual
For the Ten Months Ending October 31, 2017

TRENTON - MORRISVILLE TOLL BRIDGE

	Annual Budget 2017	YTD Budget 2017	Expended For The Month	Expended Year To Date	Encumbered	Remaining Annual Budget
Regular Employee Salaries	\$1,702,746	1,427,107	\$118,544	\$1,373,891	\$0	\$328,855
Part-Time Employee Wages	81,000	72,195	5,857	46,927	0	34,073
Summer Employee Wages	26,993	26,993	0	19,789	0	7,204
Overtime Wages	35,400	28,729	3,605	41,024	0	(5,624)
Pension Contributions	515,708	436,371	38,119	397,250	0	118,458
FICA Contributions	141,230	119,503	9,607	111,374	0	29,855
Regular Employee Healthcare Benefits	992,202	826,953	75,415	785,974	0	206,228
Life Insurance Benefits	13,953	11,628	1,245	13,547	0	406
Utility Expense	149,950	134,171	7,966	97,227	0	52,723
Office Expense	4,125	3,805	11	877	11	3,237
Telecommunication Expense	59,389	55,476	5,940	62,804	3,001	(6,416)
Information Technology Expense	7,160	5,844	0	0	0	7,160
Professional Development/Meetings	3,000	2,745	0	692	0	2,308
Vehicle Maintenance Expense and Fuel	89,080	85,780	9,368	59,642	9,009	20,429
Operations Maintenance Expense	218,995	196,944	17,738	140,047	29,270	49,678
Toll Collection Expense	12,300	11,967	755	9,677	0	2,623
Uniform Expense	20,900	20,900	444	20,936	0	(36)
Business Insurance	376,581	313,817	31,491	315,698	0	60,882
Licenses & Inspections Expense	480	480	0	300	0	180
State Police Bridge Security	828,302	696,934	68,283	680,921	0	147,381
EZPass Equipment/Maintenance	207,480	172,900	15,168	139,202	0	68,277
EZPass Operating Expense	958,092	799,376	71,149	807,751	0	150,341
TOTAL	\$6,445,065	\$5,450,617	\$480,705	\$5,125,552	\$41,290	\$1,278,223

Delaware River Joint Toll Bridge Commission
Budget vs Actual
For the Ten Months Ending October 31, 2017

NEW HOPE - LAMBERTVILLE TOLL BRIDGE

	Annual Budget 2017	YTD Budget 2017	Expended For The Month	Expended Year To Date	Encumbered	Remaining Annual Budget
Regular Employee Salaries	\$1,103,356	926,852	\$82,715	\$925,528	\$0	\$177,828
Part-Time Employee Wages	12,000	12,000	736	8,055	0	3,945
Summer Employee Wages	3,296	3,296	0	9,566	0	(6,270)
Overtime Wages	31,800	25,667	1,368	22,579	0	9,221
Pension Contributions	336,801	284,987	24,874	258,138	0	78,663
FICA Contributions	88,010	74,470	6,386	72,855	0	15,154
Regular Employee Healthcare Benefits	614,008	511,943	47,776	487,364	0	126,645
Life Insurance Benefits	9,070	7,558	672	7,061	0	2,009
Utility Expense	157,990	142,320	1,360	76,147	10,000	71,843
Office Expense	2,425	2,308	11	389	11	2,025
Telecommunication Expense	51,548	44,768	4,811	55,007	0	(3,459)
Information Technology Expense	7,920	6,525	0	0	0	7,920
Professional Development/Meetings	2,120	1,800	0	743	0	1,377
Vehicle Maintenance Expense and Fuel	78,760	78,265	6,630	21,939	10,941	45,880
Operations Maintenance Expense	158,800	143,132	7,991	83,926	24,908	49,965
Toll Collection Expense	7,200	6,000	285	3,876	0	3,324
Uniform Expense	3,000	2,500	0	6,883	0	(3,883)
Business Insurance	262,506	218,755	21,821	218,593	0	43,914
Licenses & Inspections Expense	940	940	137	1,123	0	(183)
State Police Bridge Security	178,351	150,064	14,208	141,686	0	36,664
EZPass Equipment/Maintenance	165,984	138,320	12,130	111,326	0	54,658
EZPass Operating Expense	267,729	223,108	18,977	215,452	0	52,278
TOTAL	\$3,543,614	\$3,005,578	\$252,889	\$2,728,237	\$45,861	\$769,517

Delaware River Joint Toll Bridge Commission
Budget vs Actual
For the Ten Months Ending October 31, 2017

INTERSTATE - 78 TOLL BRIDGE

	Annual Budget 2017	YTD Budget 2017	Expended For The Month	Expended Year To Date	Encumbered	Remaining Annual Budget
Regular Employee Salaries	\$2,393,668	2,006,984	\$158,624	\$1,907,238	\$0	\$486,430
Part-Time Employee Wages	80,000	66,667	6,054	31,250	0	48,750
Summer Employee Wages	16,400	16,400	0	6,873	0	9,527
Overtime Wages	60,900	50,750	2,878	67,325	0	(6,425)
Pension Contributions	728,270	616,233	54,863	566,307	0	161,963
FICA Contributions	195,149	165,127	12,574	151,438	0	43,711
Regular Employee Healthcare Benefits	1,371,573	1,143,142	101,125	1,083,266	0	288,308
Life Insurance Benefits	19,626	16,355	1,519	16,258	0	3,368
Utility Expense	141,000	125,833	3,800	65,401	30,000	45,599
Office Expense	6,430	5,845	33	1,536	33	4,861
Telecommunication Expense	130,932	109,610	4,489	78,019	0	52,913
Information Technology Expense	2,795	2,508	0	0	0	2,795
Professional Development/Meetings	7,700	6,787	646	4,424	0	3,276
Vehicle Maintenance Expense and Fuel	77,000	76,440	8,028	52,805	18,247	5,948
Operations Maintenance Expense	400,972	369,216	69,259	228,690	107,713	64,569
Toll Collection Expense	13,000	11,833	476	12,427	0	573
Uniform Expense	12,000	10,353	549	3,483	731	7,786
Business Insurance	473,153	394,294	39,613	397,182	0	75,972
Licenses & Inspections Expense	1,500	562	60	1,161	0	339
State Police Bridge Security	976,355	821,506	79,319	790,968	0	185,387
EZPass Equipment/Maintenance	248,976	207,480	18,157	166,852	0	82,124
EZPass Operating Expense	1,431,589	1,192,991	103,002	1,169,363	0	262,226
TOTAL	\$8,788,989	\$7,416,917	\$665,065	\$6,802,266	\$156,723	\$1,829,999

Delaware River Joint Toll Bridge Commission
Budget vs Actual
For the Ten Months Ending October 31, 2017

EASTON - PHILLIPSBURG TOLL BRIDGE

	Annual Budget 2017	YTD Budget 2017	Expended For The Month	Expended Year To Date	Encumbered	Remaining Annual Budget
Regular Employee Salaries	\$1,663,841	1,395,527	\$127,583	\$1,384,585	\$0	\$279,256
Part-Time Employee Wages	86,000	71,667	2,906	68,635	0	17,365
Summer Employee Wages	24,300	24,300	0	19,623	0	4,677
Overtime Wages	44,000	36,667	1,665	48,818	0	(4,818)
Pension Contributions	506,716	428,763	37,454	394,080	0	112,636
FICA Contributions	139,088	117,691	9,920	114,491	0	24,596
Regular Employee Healthcare Benefits	936,379	780,851	68,786	737,785	0	198,593
Life Insurance Benefits	13,648	11,374	1,302	12,991	0	657
Utility Expense	128,500	109,203	6,090	68,327	0	60,173
Office Expense	5,200	4,825	22	2,286	22	2,892
Telecommunication Expense	108,527	93,107	6,983	82,724	3,127	22,676
Information Technology Expense	2,415	2,021	0	0	0	2,415
Professional Development/Meetings	6,500	5,978	531	5,072	0	1,428
Vehicle Maintenance Expense and Fuel	56,800	47,469	3,860	32,001	14,719	10,080
Operations Maintenance Expense	180,170	164,036	18,586	105,483	30,695	43,992
Toll Collection Expense	13,500	13,500	1,055	10,360	0	3,140
Uniform Expense	10,000	8,667	3,547	7,851	1,773	376
Business Insurance	192,932	160,776	16,311	163,738	0	29,194
Licenses & Inspections Expense	2,600	2,167	60	836	0	1,764
State Police Bridge Security	490,464	412,677	40,142	400,299	0	90,165
EZPass Equipment/Maintenance	207,480	172,900	15,177	139,184	0	68,296
EZPass Operating Expense	613,142	510,951	44,057	500,183	0	112,959
TOTAL	\$5,432,202	\$4,575,114	\$406,038	\$4,299,352	\$50,336	\$1,082,515

Delaware River Joint Toll Bridge Commission
Budget vs Actual
For the Ten Months Ending October 31, 2017

PORTLAND - COLUMBIA TOLL BRIDGE

	Annual Budget 2017	YTD Budget 2017	Expended For The Month	Expended Year To Date	Encumbered	Remaining Annual Budget
Regular Employee Salaries	\$830,241	696,894	\$52,078	\$582,793	\$0	\$247,448
Part-Time Employee Wages	22,000	18,008	2,690	23,913	0	(1,913)
Summer Employee Wages	13,655	13,655	0	6,440	0	7,215
Overtime Wages	32,945	26,345	814	26,204	0	6,741
Pension Contributions	256,107	216,708	18,941	196,515	0	59,592
FICA Contributions	68,761	58,183	4,167	48,100	0	20,661
Regular Employee Healthcare Benefits	437,736	364,832	32,189	345,027	0	92,709
Life Insurance Benefits	6,818	5,681	484	4,566	0	2,251
Utility Expense	68,520	58,491	3,047	37,821	9,500	21,199
Office Expense	3,373	3,161	22	434	22	2,918
Telecommunication Expense	84,680	70,566	3,774	53,510	0	31,170
Information Technology Expense	2,415	2,021	0	0	0	2,415
Professional Development/Meetings	1,200	1,200	105	872	0	328
Vehicle Maintenance Expense and Fuel	32,804	31,268	3,394	17,404	5,875	9,525
Operations Maintenance Expense	119,195	111,866	1,748	12,849	35,609	70,737
Toll Collection Expense	9,800	9,600	518	6,713	0	3,087
Uniform Expense	5,000	4,551	125	3,036	1,457	507
Business Insurance	142,168	118,473	11,922	119,559	0	22,609
Licenses & Inspections Expense	650	650	0	719	0	(69)
State Police Bridge Security	113,184	95,233	9,334	93,082	0	20,102
EZPass Equipment/Maintenance	124,488	103,740	9,112	83,521	0	40,967
EZPass Operating Expense	132,709	110,591	9,656	109,629	0	23,080
TOTAL	\$2,508,449	\$2,121,718	\$164,121	\$1,772,707	\$52,462	\$683,279

Delaware River Joint Toll Bridge Commission
Budget vs Actual
For the Ten Months Ending October 31, 2017

DELAWARE WATER GAP TOLL BRIDGE

	Annual Budget 2017	YTD Budget 2017	Expended For The Month	Expended Year To Date	Encumbered	Remaining Annual Budget
Regular Employee Salaries	\$2,434,429	2,040,986	\$184,143	\$2,115,624	\$0	\$318,805
Part-Time Employee Wages	110,000	91,670	6,104	65,867	0	44,133
Summer Employee Wages	8,200	8,200	0	0	0	8,200
Overtime Wages	94,230	78,320	7,786	115,614	0	(21,384)
Pension Contributions	750,253	634,834	55,398	580,040	0	170,213
FICA Contributions	202,485	171,335	15,600	174,330	0	28,155
Regular Employee Healthcare Benefits	1,400,756	1,169,567	102,262	1,101,206	0	299,549
Life Insurance Benefits	19,958	16,631	1,742	16,958	0	3,000
Utility Expense	92,400	81,433	4,379	45,204	0	47,196
Office Expense	5,649	5,641	72	829	43	4,777
Telecommunication Expense	68,675	57,229	4,391	62,499	0	6,176
Information Technology Expense	2,415	2,021	0	0	0	2,415
Professional Development/Meetings	2,500	2,500	235	4,501	0	(2,001)
Vehicle Maintenance Expense and Fuel	71,574	71,574	742	38,033	18,055	15,485
Operations Maintenance Expense	166,470	152,672	9,812	96,839	38,467	31,164
Toll Collection Expense	12,338	10,441	838	8,159	1,077	3,102
Uniform Expense	10,500	8,923	1,077	5,827	3,245	1,428
Business Insurance	394,143	328,452	33,094	331,965	0	62,178
Licenses & Inspections Expense	1,500	1,500	150	832	0	668
State Police Bridge Security	766,565	644,988	62,306	623,321	0	143,243
EZPass Equipment/Maintenance	248,976	207,480	18,186	167,004	0	81,971
EZPass Operating Expense	1,084,789	903,991	78,760	894,156	0	190,633
TOTAL	\$7,948,804	\$6,690,388	\$587,076	\$6,448,810	\$60,888	\$1,439,107

Delaware River Joint Toll Bridge Commission
Budget vs Actual
For the Ten Months Ending October 31, 2017

MILFORD - MONTAGUE TOLL BRIDGE

	Annual Budget 2017	YTD Budget 2017	Expended For The Month	Expended Year To Date	Encumbered	Remaining Annual Budget
Regular Employee Salaries	\$820,590	688,730	\$52,845	\$617,677	\$0	\$202,913
Part-Time Employee Wages	18,500	15,132	2,178	29,864	0	(11,364)
Summer Employee Wages	13,655	13,655	0	4,000	0	9,655
Overtime Wages	28,250	22,600	1,095	35,326	0	(7,076)
Pension Contributions	251,851	213,106	18,608	194,342	0	57,509
FICA Contributions	67,396	57,028	4,221	51,987	0	15,410
Regular Employee Healthcare Benefits	437,736	364,832	32,289	346,106	0	91,631
Life Insurance Benefits	6,738	5,615	449	4,574	0	2,163
Utility Expense	57,050	49,569	3,999	51,970	8,500	(3,420)
Office Expense	3,373	3,161	107	1,277	24	2,072
Telecommunication Expense	51,771	43,143	2,797	42,569	0	9,202
Information Technology Expense	2,415	2,021	0	0	0	2,415
Professional Development/Meetings	1,200	1,200	72	2,597	0	(1,397)
Vehicle Maintenance Expense and Fuel	37,620	35,033	3,395	23,510	12,910	1,200
Operations Maintenance Expense	122,685	117,235	1,950	56,195	32,841	33,649
Toll Collection Expense	9,200	8,406	358	4,242	189	4,769
Uniform Expense	5,000	4,500	245	3,746	624	630
Business Insurance	118,645	98,871	9,981	100,133	0	18,512
Licenses & Inspections Expense	650	650	44	222	0	428
State Police Bridge Security	98,265	82,681	7,817	77,951	0	20,315
EZPass Equipment/Maintenance	124,488	103,740	9,112	83,521	0	40,967
EZPass Operating Expense	135,945	113,288	9,690	110,010	0	25,935
TOTAL	\$2,413,024	\$2,044,194	\$161,254	\$1,841,820	\$55,088	\$516,117

Delaware River Joint Toll Bridge Commission
Budget vs Actual
For the Ten Months Ending October 31, 2017

SOUTHERN DIVISION TOLL SUPPORTED BRIDGES

	Annual Budget 2017	YTD Budget 2017	Expended For The Month	Expended Year To Date	Encumbered	Remaining Annual Budget
Regular Employee Salaries	\$2,114,962	1,776,344	\$159,297	\$1,738,632	\$0	\$376,330
Overtime Wages	61,320	45,163	1,607	34,712	0	26,608
Pension Contributions	645,703	546,368	47,660	489,391	0	156,311
FICA Contributions	166,486	140,873	12,061	133,282	0	33,203
Regular Employee Healthcare Benefits	1,226,838	1,022,708	87,776	964,416	0	262,422
Life Insurance Benefits	17,368	14,473	1,446	14,174	0	3,195
Utility Expense	74,740	70,024	3,535	39,707	0	35,033
Telecommunication Expense	57,728	48,107	585	49,927	0	7,801
Professional Development/Meetings	4,250	3,542	0	0	0	4,250
Vehicle Maintenance Expense and Fuel	14,300	12,590	0	906	0	13,394
Operations Maintenance Expense	118,820	101,382	5,689	40,594	776	77,451
Uniform Expense	15,756	13,247	1,191	7,396	760	7,599
Business Insurance	465,625	388,020	38,884	389,837	0	75,788
Licenses & Inspections Expense	900	900	201	875	0	25
State Police Bridge Security	1,743,492	1,466,976	137,441	1,370,553	0	372,938
TOTAL	\$6,728,287	\$5,650,718	\$497,373	\$5,274,403	\$1,536	\$1,452,349

Delaware River Joint Toll Bridge Commission
Budget vs Actual
For the Ten Months Ending October 31, 2017

NORTHERN DIVISION TOLL SUPPORTED BRIDGES

	Annual Budget 2017	YTD Budget 2017	Expended For The Month	Expended Year To Date	Encumbered	Remaining Annual Budget
Regular Employee Salaries	\$1,818,034	1,524,398	\$131,718	\$1,423,151	\$0	\$394,883
Overtime Wages	53,192	44,327	1,968	21,485	0	31,707
Pension Contributions	555,193	469,782	41,668	427,203	0	127,990
FICA Contributions	143,149	121,127	9,970	107,919	0	35,230
Regular Employee Healthcare Benefits	1,050,567	875,598	77,468	830,047	0	220,520
Life Insurance Benefits	14,906	12,422	1,230	12,505	0	2,401
Utility Expense	47,391	39,435	2,140	20,491	0	26,900
Office Expense	1,000	833	0	553	0	447
Telecommunication Expense	88,476	73,730	808	75,483	0	12,993
Professional Development/Meetings	2,600	2,167	0	22	0	2,578
Vehicle Maintenance Expense and Fuel	8,320	6,933	3,263	3,766	790	3,764
Operations Maintenance Expense	65,367	60,118	3,896	23,698	12,224	29,445
Uniform Expense	10,500	8,797	2,064	5,964	4,401	135
Business Insurance	200,638	167,198	16,949	170,157	0	30,481
Licenses & Inspections Expense	1,880	1,286	0	998	0	882
State Police Bridge Security	521,389	438,697	40,970	408,552	0	112,837
TOTAL	\$4,582,601	\$3,846,847	\$334,113	\$3,531,994	\$17,415	\$1,033,192

DELAWARE RIVER JOINT TOLL BRIDGE COMMISSION SYSTEM
STATEMENT OF REVENUE AND EXPENSES FOR THE TEN MONTHS ENDED OCTOBER 31, 2017

	T-M	NH-L	I-78	E-P	P-C	DWG	M-M	SDTS	NDTS	ADM	TOTAL 2017	TOTAL 2016
TOLL REVENUE												
Net Toll Revenue	14,293,615	2,608,807	51,099,413	7,707,751	2,070,586	27,157,256	1,362,124	-	-	-	106,299,553	106,336,337
EZPass Fee	259,460	69,670	370,094	161,421	35,233	285,557	35,647	-	-	-	1,217,081	856,818
Net Violation Fee Income	331,188	35,767	766,468	186,527	21,762	350,410	29,862	-	-	-	1,721,984	1,873,520
REVENUE FROM TOLL	\$ 14,884,264	\$ 2,714,244	\$ 52,235,975	\$ 8,055,699	\$ 2,127,581	\$ 27,793,223	\$ 1,427,633	\$ -	\$ -	\$ -	\$ 109,238,619	\$ 109,066,676
OPERATING EXPENSE												
Regular Employee Salaries	1,373,891	925,528	1,907,238	1,384,585	582,793	2,115,624	617,677	1,738,632	1,423,151	4,491,069	16,560,188	15,585,373
Part-Time Employee Wages	46,927	8,055	31,250	68,635	23,913	65,867	29,864	-	-	-	274,511	290,447
Summer Employee Wages	19,789	9,566	6,873	19,623	6,440	-	4,000	-	-	-	66,291	69,830
Overtime Wages	41,024	22,579	67,325	48,818	26,204	115,614	35,326	34,712	21,485	34,081	447,168	297,679
Pension Contributions	397,250	258,138	566,307	394,080	196,515	580,040	194,342	489,391	427,203	1,489,285	4,992,552	4,119,365
FICA Contributions	111,374	72,855	151,438	114,491	48,100	174,330	51,987	133,282	107,919	402,190	1,367,967	1,293,866
Regular Employee Healthcare Benefits	785,974	487,364	1,083,266	737,785	345,027	1,101,206	346,106	964,416	830,047	1,713,819	8,395,010	6,911,926
Life Insurance Benefits	13,547	7,061	16,258	12,991	4,566	16,958	4,574	14,174	12,505	44,016	146,651	141,004
Unemployment Compensation Benefits	-	-	-	-	-	-	-	-	-	2,922	2,922	41,424
Utility Expense	97,227	76,147	65,401	68,327	37,821	45,204	51,970	39,707	20,491	-	502,295	485,708
Office Expense	877	389	1,536	2,286	434	829	1,277	-	553	160,557	168,738	159,452
Telecommunication Expense	62,804	55,007	78,019	82,774	53,510	62,499	42,569	49,927	75,483	244,578	807,121	443,306
Information Technology Expense	-	-	-	-	-	-	-	-	-	387,889	387,889	367,975
Professional Development/Meetings	692	743	4,424	5,072	872	4,501	2,597	-	22	71,302	90,225	81,994
Vehicle Maintenance Expense and Fuel	59,642	21,939	52,805	32,001	17,404	38,033	23,510	906	3,766	1,189	251,194	197,575
Operations Maintenance Expense	140,047	83,926	228,690	105,483	12,849	96,839	56,195	40,594	23,698	-	788,322	689,451
ESS Operating Maintenance Expense	-	-	-	-	-	-	-	-	-	938,633	938,633	774,367
Commission Expense	-	-	-	-	-	-	-	-	-	16,043	16,043	15,435
Toll Collection Expense	9,677	3,876	12,427	10,360	6,713	8,159	4,242	-	-	-	55,452	43,434
Uniform Expense	20,936	6,883	3,483	7,851	3,036	5,827	3,746	7,396	5,964	6,523	71,647	77,622
Business Insurance	315,698	218,593	397,182	163,738	119,559	331,965	100,133	389,837	170,157	159,630	2,366,491	2,310,302
Licenses & Inspections Expense	300	1,123	1,161	836	719	832	222	875	998	-	7,066	5,768
Advertising	-	-	-	-	-	-	-	-	-	8,986	8,986	18,145
Professional Services	-	-	-	-	-	-	-	-	-	1,132,371	1,132,371	823,619
State Police Bridge Security	680,921	141,686	790,968	400,299	93,082	623,321	77,951	1,370,553	408,552	-	4,587,334	4,479,013
EZPass Equipment/Maintenance	139,202	111,326	166,852	139,184	83,521	167,004	83,521	-	-	-	890,610	987,081
General Contingency	-	-	-	-	-	-	-	-	-	-	-	500
EZPass Operating Expense	807,751	215,452	1,169,363	500,183	109,629	894,156	110,010	-	-	-	3,806,544	4,499,157
TOTAL OP., MAINT., & ADM	\$ 5,125,552	\$ 2,728,237	\$ 6,802,266	\$ 4,299,352	\$ 1,772,707	\$ 6,448,810	\$ 1,841,820	\$ 5,274,403	\$ 3,531,994	\$ 11,305,081	\$ 49,130,221	\$ 45,210,817
OTHER OPERATING INC/EXP												
Other Operating Income	-	-	618	411	-	-	-	-	-	169,431	170,460	200,100
TOTAL OTHER OP INC	\$ -	\$ -	\$ 618	\$ 411	\$ -	\$ -	\$ -	\$ -	\$ -	\$ 169,431	\$ 170,460	\$ 200,100
NET OPERATING INC	\$9,758,712	\$ (13,993)	\$ 45,434,327	\$ 3,756,759	\$ 354,873	\$ 21,344,413	\$ (414,187)	\$ (5,274,403)	\$ (3,531,994)	\$ (11,135,650)	\$ 60,278,858	\$ 64,055,959
NON-OPERATING REV/EXP												
Interest Revenue	-	-	-	-	-	-	-	-	-	-	4,322,133	1,154,779
Other Non-Operating Revenue	-	-	-	-	-	-	-	-	-	-	-	9,787
GASB 68 Pension Expense	-	-	-	-	-	-	-	-	-	-	-	-
Interest Expense	-	-	-	-	-	-	-	-	-	-	(25,853,649)	(10,783,300)
Depreciation Expense	-	-	-	-	-	-	-	-	-	-	(22,883,789)	(21,516,161)
OPFB Amort Expense	-	-	-	-	-	-	-	-	-	-	-	-
TOTAL NON-OPERATING REV/EXP	\$ (44,415,305)	\$ (44,415,305)	\$ (44,415,305)	\$ (44,415,305)	\$ (44,415,305)	\$ (44,415,305)	\$ (44,415,305)	\$ (44,415,305)	\$ (44,415,305)	\$ (44,415,305)	\$ (31,134,895)	\$ (31,134,895)
CHANGE IN NET ASSETS	\$ 15,863,553	\$ 15,863,553	\$ 15,863,553	\$ 15,863,553	\$ 15,863,553	\$ 15,863,553	\$ 15,863,553	\$ 15,863,553	\$ 15,863,553	\$ 15,863,553	\$ 32,921,064	\$ 32,921,064

DELAWARE RIVER JOINT TOLL BRIDGE COMMISSION

Meeting of November 20, 2017

ADMINISTRATION

The following Pages reflect the reports on those items assigned to the Administration Department. Each item is reported separately and page numbered accordingly.

DELAWARE RIVER JOINT TOLL BRIDGE COMMISSION

Meeting of November 20, 2017

PURCHASING REPORT INDEX

MONTH OF OCTOBER 2017

SUBJECT	DESCRIPTION	PAGE NUMBER
Purchasing	Monthly Purchasing Report Covering the Month of October 2017	1-4

DELAWARE RIVER JOINT TOLL BRIDGE COMMISSION

Meeting of November 20, 2017

MONTHLY PURCHASING REPORT

Month of October 2017

This report itemizes all orders for purchases made for the month of October, 2017, showing the divisions chargeable for the expense and the source of authority for issuance of the purchase order. This authority is broken into three categories:

- (1) By authority of the Commission
- (2) By authority of the Executive Director or his designate
- (3) By authority of the Superintendent

The purchasing activities for the month of October 2017, culminated in the preparation and placement of 53 purchase orders in the total amount of \$364,002.26. To secure competitive prices on items being purchased, 18 price inquiries were sent out for 6 of the requisitions leading to purchase orders, an average of 3.0 per order ($18/6 = 3.0$).

Procurements of over \$5,000.00 during the period of October 2017 are shown below:

- Three (3) Purchase Orders were let, in the total amount of \$90,874.50, for the guide rail repairs and attenuator services for the I-78 and Easton-Phillipsburg Toll Bridge Facilities. These repairs are not related to insurance claims.
- Two (2) Purchase Orders were issued, in the total amount of \$85,734.44, at the request of the IT Department for software upgrades.
- Three (3) Purchase Orders were let, in the total amount of \$49,081.15, for the capital procurement of two (2) floor scrubbers and a scissor lift for the I-78 Toll Bridge Facility.
- A Purchase Order was issued, in the total amount of \$41,229.33, for furniture and equipment upgrades at the I-78 Toll Bridge Facility.
- Two (2) Purchase Orders were issued, in the total amount of \$16,900.00, for entry door access control equipment & installation at the I-78 and Portland-Columbia Toll Bridge Facilities.

In addition to the practices employed incidental to purchase of materials, etc., from vendors on a direct basis, the Commission also purchases via direct utilization of the purchasing processes of the State of New Jersey, the Commonwealth of Pennsylvania and other joint purchasing arrangements.

DELAWARE RIVER JOINT TOLL BRIDGE COMMISSION
REPORT OF PURCHASING ACTIVITIES
October 2017

PO Number	Vendor Name	General Description	Req Dept	Contract/Resolution/ Comment	** BY AUTHORITY OF **		
					Commission	Director	Dist. Supt
20170475	BRICK HOUSE GARDEN CENTER CAPITAL RESERVE	P-C LANDSCAPE PROJECT	PC	FIN 2892-12-15	1,020.00		
20170476	BRICK HOUSE GARDEN CENTER CAPITAL RESERVE	M-M LANDSCAPE PROJECT	MM	FIN 2892-12-15	1,020.00		
20170477	STARR UNIFORM	CLOTHING- TOLL COLLECTOR	DWG	PA COSTARS 12	6,313.85		
20170478	FYR-FYTER SALES & SERVICE, INC.	NEW FIRE EXTINGUISHERS	DWG	NJ T-0576	1,345.25		
20170479	HOOVER TRUCK CENTER	TRANS COOLER REPLACEMENT	MM		1,431.64		
20170480	CUMMINS POWER SYSTEMS INC	JETSORT REPAIR	DWG		320.00		
20170481	TURTLE & HUGHES	ELECTRICAL EQUIP. & SUPPLIES	EP		2,788.97		
20170482	STARR UNIFORM	INSULATED COVERALLS	TM	PA COSTARS 12	1,998.75		
20170483	CDW-G	VMWARE SOFTWARE RENEWAL	IT	PA COSTARS 6	21,691.00		
20170484	HAZLETON OIL & ENVIRON. , INC.	DISPOSAL WASTE OIL	DWG		891.00		
20170485	STARR UNIFORM	CLOTHING- MAINTENANCE	EP	PA COSTARS 12	2,188.25		
20170486	EQUIPMENT DEPOT	SCISSOR LIFT INSPECTION	DWG		288.75		
20170487	ELLIOT-LEWIS CORPORATION	HVAC REPAIRS	TM		740.00		
20170488	CORPORATE FACILITIES, INC. CAPITAL RESERVE	I-78 FURNITURE & EQUIP UPGRADE	I78	FIN 3101-12-16	41,229.33		
20170489	BEST LINE EQUIPMENT CAPITAL RESERVE	SCISSOR LIFT	I78	FIN 3101-12-16	20,750.00		
20170490	RUMSEY ELECTRIC	STREET LIGHT CONNECTORS	DWG		380.00		
20170491	ELLIOT-LEWIS CORPORATION	HVAC REPAIRS	TM		740.00		
20170492	BERGEY'S TIRE	TIRES-VARIOUS	DWG	PA 4400015996	6,504.48		
20170493	SUPERIOR PLUS ENERGY SERVICES, INC	DIESEL FUEL	TM		1,089.85		
20170494	HOME DEPOT	SHED RENOVATION SUPPLIES	EP	NJM-0002	1,929.29		

**DELAWARE RIVER JOINT TOLL BRIDGE COMMISSION
REPORT OF PURCHASING ACTIVITIES**

October 2017

PO Number	Vendor Name	General Description	Req Dept	Contract/Resolution/ Comment	** BY AUTHORITY OF **		
					Commission	Director	Dist Supt
20170495	INTEGRITY MECHANICAL INC.	HVAC REPAIRS	NHL		1,018.84		
20170496	INTEGRITY MECHANICAL INC.	FUEL OIL PUMP REPLACEMENT	I78		2,450.00		
20170497	STARR UNIFORM	CLOTHING: ESS UNIFORM	ESS	PA COSTARS 12	768.93		
20170498	TRAMMEL TESTINGS, INC.	TANK ANNUAL INSPECTION	DWG		1,100.00		
20170499	SCHNEIDER ELECTRIC BUILDING AMERICAS, INC.	DRJTBG DOOR TIE-IN	ESS	FIN 2892-12-15	950.00		
20170500	ARAMSCO	SAFETY VESTS CLASS III	I78	NJ T-0106	566.28		
20170501	SCHNEIDER ELECTRIC BUILDING AMERICAS, INC.	TOLL SERGEANT OFFICE DOOR	ESS	FIN 2892-12-15	8,000.00		
20170502	SCHNEIDER ELECTRIC BUILDING AMERICAS, INC.	OFFICE DOOR ACCESS CONTROL	ESS	FIN 2892-12-15	8,900.00		
20170503	SUPERIOR PLUS ENERGY SERVICES, INC	ON-ROAD DIESEL	TM		1,929.24		
20170504	SUPERIOR PLUS ENERGY SERVICES, INC	UNLEADED FUEL	NHL		1,186.80		
20170505	ELLIOT-LEWIS CORPORATION	HVAC REPAIRS	TM		1,176.00		
20170506	HOME DEPOT CAPITAL RESERVE	SCAFFOLD PICKS	EP	NJM-0002	3,447.80		
20170507	J. FLETCHER CREAMER & SONS, INC	GUIDE RAIL/ATTENUATOR SERVICES	TM	FIN 3101-12-16	400.00		
20170508	J. FLETCHER CREAMER & SONS, INC	GUIDE RAIL/ATTENUATOR SERVICES	I78	FIN 3101-12-16	62,062.00		
20170509	J. FLETCHER CREAMER & SONS, INC	GUIDE RAIL/ATTENUATOR SERVICES	EP	FIN 3101-12-16	14,000.00		
20170510	J. FLETCHER CREAMER & SONS, INC	GUIDE RAIL/ATTENUATOR SERVICES	DWG	FIN 3101-12-16	4,600.00		
20170511	FRED BEANS PARTS, INC	AUTOMOTIVE FILTERS	I78	PA 4400015878	510.38		
20170512	PAPER MART INCORPORATED	COPY PAPER	TM	NJ A58409	980.00		
20170513	ADM EXTERMINATION	SNAKES EXTERMINATION	DWG		75.00		

DELAWARE RIVER JOINT TOLL BRIDGE COMMISSION
REPORT OF PURCHASING ACTIVITIES

October 2017

PO Number	Vendor Name	General Description	Req Dept	Contract/Resolution/ Comment	** BY AUTHORITY OF **		
					Commission	Director	Dist. Supt
20170514	J. FLETCHER CREAMER & SONS, INC	GUIDE RAIL/ATTENUATOR SERVICES	EP	FIN 3101-12-16	14,812.50		
	CAPITAL RESERVE						
20170515	ELLIOT-LEWIS CORPORATION	HVAC REPAIRS	TM			1,765.00	
20170516	TENNANT COMPANY	FLOOR SCRUBBER (WALK BEHIND)	178	PA COSTARS 25	5,072.65		
	CAPITAL RESERVE						
20170517	TENNANT COMPANY	FLOOR SCRUBBER (RIDER)	178	PA COSTARS 25	23,258.50		
	CAPITAL RESERVE						
20170518	DELL MARKETING LP	OFFICE365 RENEWAL	IT	PA COSTARS 3		64,043.44	
20170519	DELL MARKETING LP	SERVER SUPPORT RENEWAL	IT	PA COSTARS 3		2,725.13	
20170520	HOOVER TRUCK CENTER	OIL PAN/MATERIALS	NHL			407.49	
20170521	ADVANCE AUTO PARTS	AUTOMOTIVE MAINT. SUPPLIES	178	USCM 2017000280		1,470.68	
20170522	CAMDEN BAG & PAPER CO.	PAPER & PLASTIC PRODUCTS	178			4,242.89	
20170523	CAMDEN BAG & PAPER CO.	JANITORIAL SUPPLIES	EP			5,872.02	
20170524	CAMDEN BAG & PAPER CO.	PAPER & PLASTIC PRODUCTS	DWG			2,321.30	
20170525	CAMDEN BAG & PAPER CO.	JANITORIAL SUPPLIES/EQUIP	DWG			1,997.48	
20170526	E.M. KUTZ, INC.	CONVEYOR CHAINS	NHL	PA COSTARS 25		1,231.50	
20170527	GRAINGER	ICE MACHINES	178	NJM-0002		6,000.00	
Purchase Order Comnt: 53					<u>\$209,522.78</u>	<u>\$154,479.48</u>	<u>\$0.00</u>
AUTHORITY TOTALS:							
GRAND TOTAL:						<u>\$364,002.26</u>	

Delaware River Joint Toll Bridge Commission
Meeting of November 20, 2017

**E-Z PASS REPORT
CUSTOMER SERVICE CENTER/VIOLATIONS PROCESSING CENTER
OPERATIONS (CSC/VPC) REPORT FOR THE E-ZPASS SYSTEM
OCTOBER 2017**

SUBJECT	DESCRIPTION	PAGE NUMBER
E-ZPass CSC/VPC Operations Report	E-ZPass CSC/VPC Operations Report October	1-3

Delaware River Joint Toll Bridge Commission
Meeting of November 20, 2017

**E-Z PASS REPORT
CUSTOMER SERVICE CENTER/VIOLATIONS PROCESSING CENTER
OPERATIONS (CSC/VPC) REPORT FOR THE E-ZPASS SYSTEM
OCTOBER 2017**

E-ZPass Account and Transponder Information as reported by Conduent State and Local
Solutions, Inc. (CSC/VPC Provider)

Total Number of Migrated DRJTBC and NJ CSC E-ZPass Accounts

Migrated Business Accounts	Migrated Private Accounts	Total Number of Migrated Accounts	Total Number of NJ CSC Active Accounts
1,654	77,339	78,993	2,850,847

Total Number of Migrated DRJTBC (029) Transponders and NJ CSC E-ZPass Transponders

Migrated Business Account Transponders	Migrated Private Account Transponders	Total Number of Migrated Transponders	Total Number of NJ CSC Active Transponders
9,228	131,323	140,551	5,101,824

The Commission will be able to identify 78,993 migrated accounts through a prefix account number (60000). This number will precede the 4-digit account assigned to these accounts. The prefix number was provided in order for the Commission to identify all migrated E-ZPass accounts.

Delaware River Joint Toll Bridge Commission
Meeting of November 20, 2017

E-Z PASS REPORT
CUSTOMER SERVICE CENTER/VIOLATIONS PROCESSING CENTER (CSC/VPC)
OPERATIONS REPORT FOR THE E-ZPASS SYSTEM
OCTOBER 2017

E-ZPass Department Call Activity	Total Calls for October
<i>CSC/VPC Inquiries</i>	
Account Modification Requests	150
Violation Notification Inquires	85
<i>General Commission Inquiries</i>	
Calls referred to Other Departments (H.R., Eng., ESS)	14
<i>Web-Inquiries</i>	
Account Updates	6
Violations	3
Disputes	2
TOTAL NUMBER OF CALLS	260

E-ZPass account modification requests and violation inquiries represent an increase in calls for October.

Delaware River Joint Toll Bridge Commission
Meeting of November 20, 2017

**E-Z PASS REPORT
CUSTOMER SERVICE CENTER/VIOLATIONS PROCESSING CENTER (CSC/VPC)
OPERATIONS REPORT FOR THE E-ZPASS SYSTEM
OCTOBER 2017**

CSC/VPC Pre-Migration Collection Accounts:

As a result of pre-migration collection efforts from January 2015 through October 2017, Professional Account Management (PAM) a Duncan Solutions Company reports \$164,410.20 collected in outstanding tolls and fees.

Professional Account Management (PAM) a Duncan Solutions Company provide the Commission with monthly payment status updates. Collection activity will continue to be monitored by the E-ZPass Department.

New Jersey Customer Service Center Upgrade:

New Jersey E-ZPass Customer Service Center upgrade was completed on Monday, October 16th. Customer Service System upgrade include the Automated Voice Response (IVR), E-ZPass website and the E-ZPass customer account and analytic reports program (Vector).

Violation Camera Monitoring:

The E-ZPass Department in tandem with TransCore's Field Service Technicians (FSTs) monitor vehicle license plate images in Districts I, II and III through the Commission's Violation Enforcement System (VES).

IAG, New Jersey Turnpike Authority (NJTA) and Electronic Toll Collection System (ETC) Meetings and Workshops

Continue to represent the Commission at the following committees, meetings and workshops:

1. IAG Reciprocity Committee
2. IAG Public Relations & Marketing Committee
3. IAG Legal Committee
4. IAG Rental/Fleet Car Subgroup Committee
5. New Jersey Turnpike Authority Project Status Meetings
6. New Jersey Customer Service Center Implementation Requirements Meetings
7. Electronic Toll Collection System Replacement Meetings

DELAWARE RIVER JOINT TOLL BRIDGE COMMISSION
Meeting of November 20, 2017

ELECTRONIC TOLL COLLECTION PROGRAM

MONTH OF OCTOBER 2017

SUBJECT	DESCRIPTION	PAGE NUMBER
ETC PROGRAM	Electronic Toll Collection Program Report	1

DELAWARE RIVER JOINT TOLL BRIDGE COMMISSION
Meeting of November 20, 2017

ELECTRONIC TOLL COLLECTION PROGRAM
MONTH OF OCTOBER 2017

The following items were recently initiated, accomplished or performed during the above noted month:

Activities for the In-Lane Toll System

1. Revisions to the Disaster Recovery Plan and the Maintenance Plan to address review comments is on-going.
2. TransCore is addressing punch list items, final project documentation and as-built drawings. Project Provisional Acceptance was issued on August 16, 2017 and the project is transitioning into the maintenance phase.
3. A call with Commission Staff and Executive Staff from TransCore occurred to review the system performance. It was noted that the vehicle classification and capture of license plates is not meeting the performance requirements. TransCore has developed a plan to revisit each lane and to tune and adjust the equipment to increase performance levels.

Activities for the E-ZPass Customer Service Center/Violation Processing Center

1. The new NJ Customer Service Center (CSC) is live. The New Jersey Turnpike Authority (NJTA), as the lead agency, is facilitating all meetings with the other agencies and Conduent.

General Electronic Toll Collection Program Activities

1. Mr. Stracciolini participated in the IAG E-ZPass Executive Management Committee meeting and Policy Committee meetings.
2. Mr. Stracciolini served on the Non-toll Opportunities subgroup for the IAG. This subgroup is preparing a policy and procedure document that provides a method for the IAG to follow for non-toll opportunities, such as use of the E-ZPass transponder system at parking garages or drive-thru services.

**Delaware River Joint Toll Bridge Commission
Meeting of November 20, 2017**

CONTRACT COMPLIANCE REPORT INDEX

Month of October 2017

SUBJECT	DESCRIPTION	PAGE NUMBER
Contract Compliance Program Operations Report	Operations Report October 2017	1-29

Delaware River Joint Toll Bridge Commission
Meeting of November 20, 2017

IBE PROGRAM OVERVIEW

The Delaware River Joint Toll Bridge Commission (Commission) established an IBE Program (MBE/WBE/SBE/DBE/DsBE/VBE) with a target of 25% for all Professional Services and Construction contracts awarded by the Commission effective July 1, 2014. To date, the Commission has awarded forty-three (43) contracts, with the IBE Program requirements.

Elation Systems

The Commission began using Elation Systems effective January 2017, as the online system for Payment Verification and Certified Payroll Reporting (CPR). All contracts awarded by the Commission to a Prime Consultant/Prime Contractor and their Subconsultants and Subcontractors use this service free of charge. Online training is available to users on how to use Elation Systems. The Contract Compliance Department and Elation Support Staff are available to assist all users.

The Contract Compliance Department (CCD) monitors, posts and reports all data in regards to all payments. The CCD also reviews all Certified Payrolls submitted into Elation Systems.

The following are all mandatory requirements:

Company On-Line Registration:

- i. All Primes must register their company and activate an account in Elation Systems; *and*
- ii. All Primes must also ensure that all Subconsultants and Subcontractors register their company and activate an account in Elation Systems.

Payment Verification:

- i. All Contractors must post all payments to their Subconsultants and/or Subcontractors in Elation Systems; *and*
- ii. All Prime Contractors and their Subcontractors must confirm all payments received in Elation Systems.

Certified Payroll Reporting:

- i. All Prime Contractors are responsible for assigning someone from their staff with the responsibility to review, approve, and upload their CPR(s) on a weekly basis into Elation Systems; *and*
- ii. All Prime Contractors must also ensure that their Subcontractors upload their CPR(s) on a weekly basis into Elation Systems.

Delaware River Joint Toll Bridge Commission
Meeting of November 20, 2017

M E E T I N G S

Professional Services

Kick-Off Meeting(s):

- Contract C-715A-1 - Approach Roadway Improvements at the Centre Bridge -Stockton, New Hope-Lambertville, and Uhlerstown - Frenchtown Toll Supported Bridges (Design)
- Contract C-715A-2 - BAR7 Structural Analyses of Trenton-Morrisville Toll Bridge Structures

Construction Contracts

Pre-Bid Meeting(s): None

Bid Opening(s): None

Pre-Construction Meeting(s): None

Kick-Off Meeting(s): None

Bi-Weekly Progress Meeting(s):

- Contract T-508A - 178 Maintenance Garage Expansion
- Contract T-644A - Bridges & Approach Slabs Rehabilitation
- Contract T-645A - Buildings & Facilities Energy Conservation Measures Electrical / Lighting
- Contract T-645B - Buildings & Facilities Energy Conservation Measures Mechanics / Controls
- Contract T-668A - Scudder Falls Bridge Replacement Project
- Contract TS-687A - Lower Trenton TSB - Replacement of Sign Lighting Elements

Conference(s) / Seminar(s) / Event(s) / Other Meetings

- DRJTBC - Monthly Departmental (CAO) Staff Meeting
- DRJTBC - Monthly Commissioner's Committee Meeting
- DRJTBC - Monthly Commissioner's Meeting
- DRJTBC - Monthly Contract Compliance Meeting
- Elation - Telephone Conference
- Meeting with Attorney Shelly Smith
- WTS - Monthly Board Meeting
- HCCLV - Monthly Board Meeting
- Lehigh Valley Planning Commission Monthly Meeting
- City & State - On Diversity Event

In the following documents the Contract Compliance Department presents a set of charts that depict a summary of payments for active and completed contracts since the inception of the IBE program. These charts are followed by pie charts that show the distribution of payments by their IBE certification type.

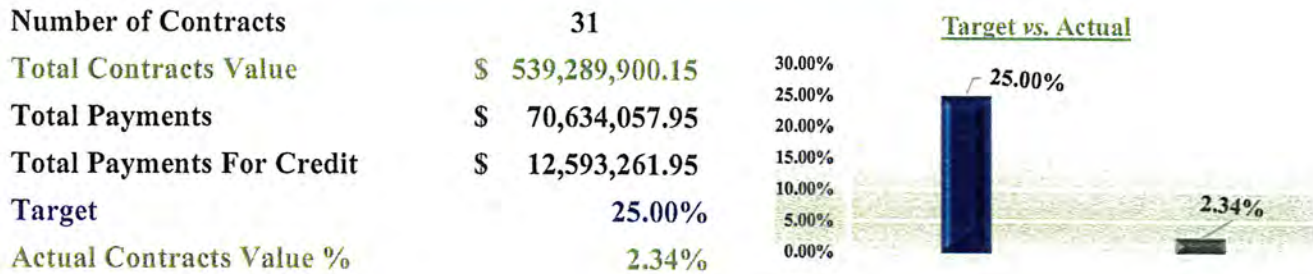
The following spreadsheets include payment data for both Professional and Construction Contracts that are active and/or completed.

The Workforce Utilization pie charts illustrate the hours worked and ethnicity. The attached Workforce Utilization spreadsheet provides detailed data on the trade, ethnicity, and gender of each construction project.

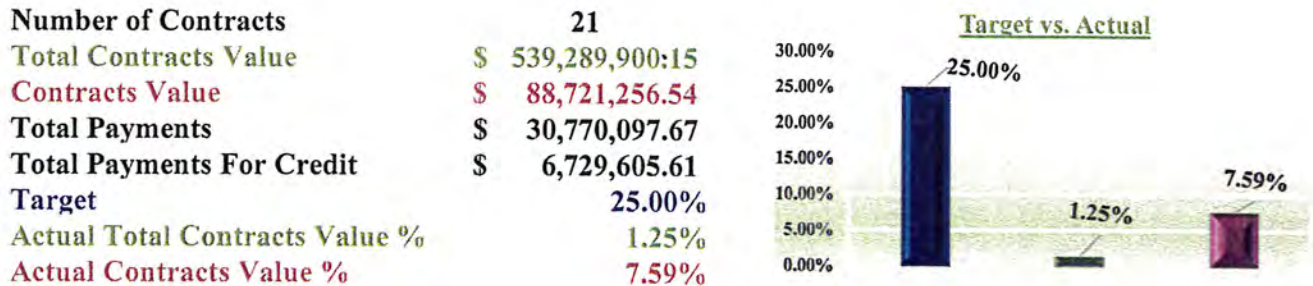
Lastly, the MWSBE charts shows the progress of all Professional and Construction Contracts relevant to the MWSBE Program.

Summary of Payments for Active Professional Services and Construction Contracts

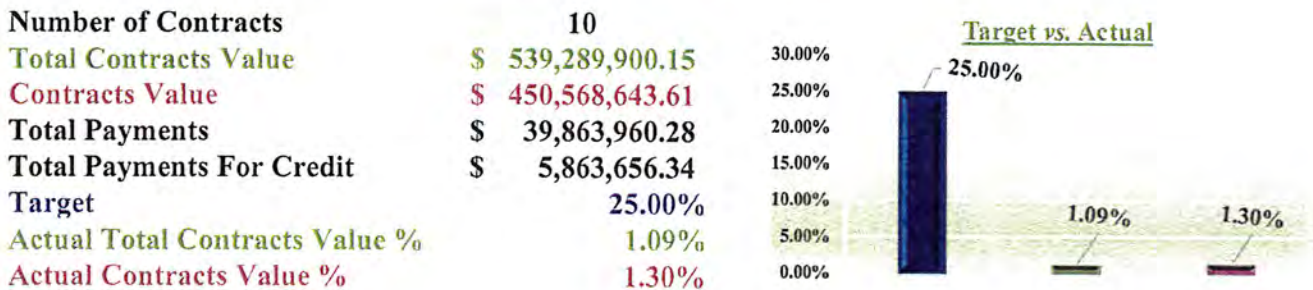
Professional Services and Construction Contracts



Professional Services Contracts

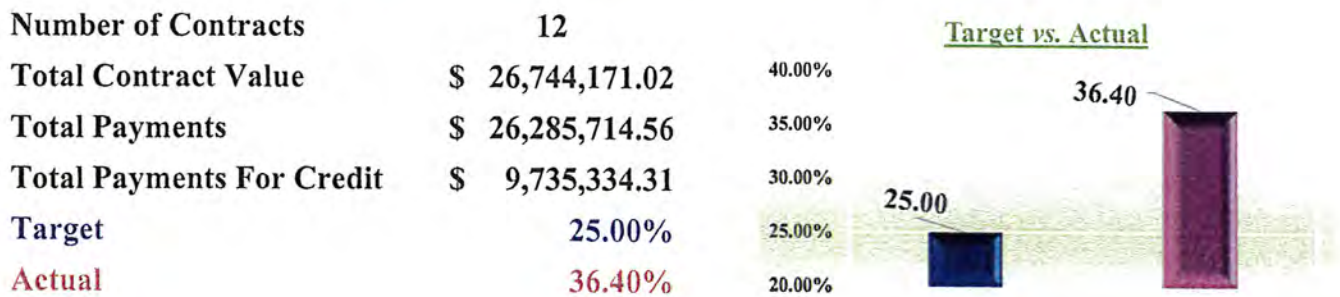


Construction Contracts

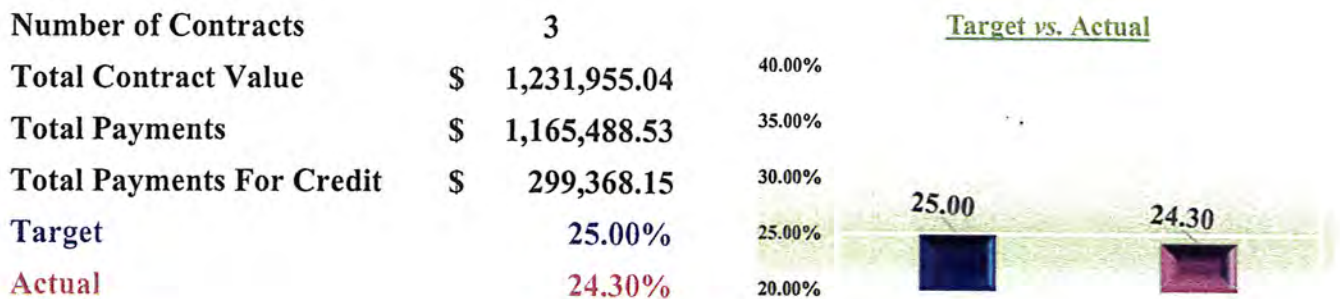


Summary of Payments for Completed Professional Services and Construction Contracts

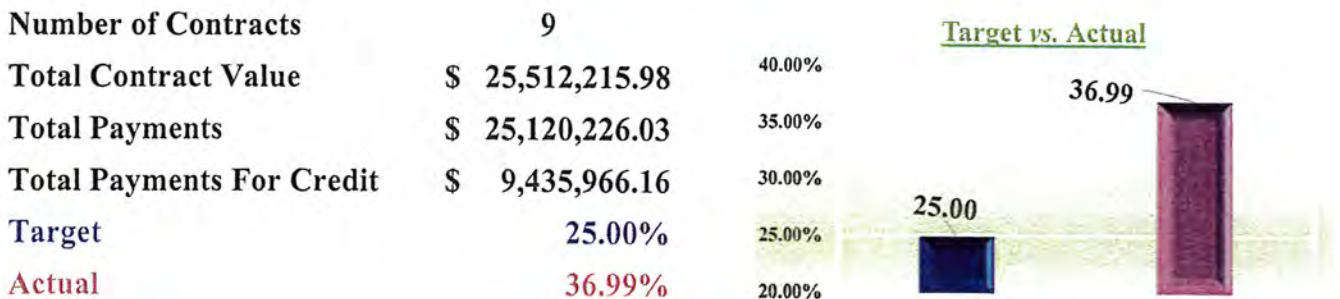
Professional Services *and* Construction Contracts



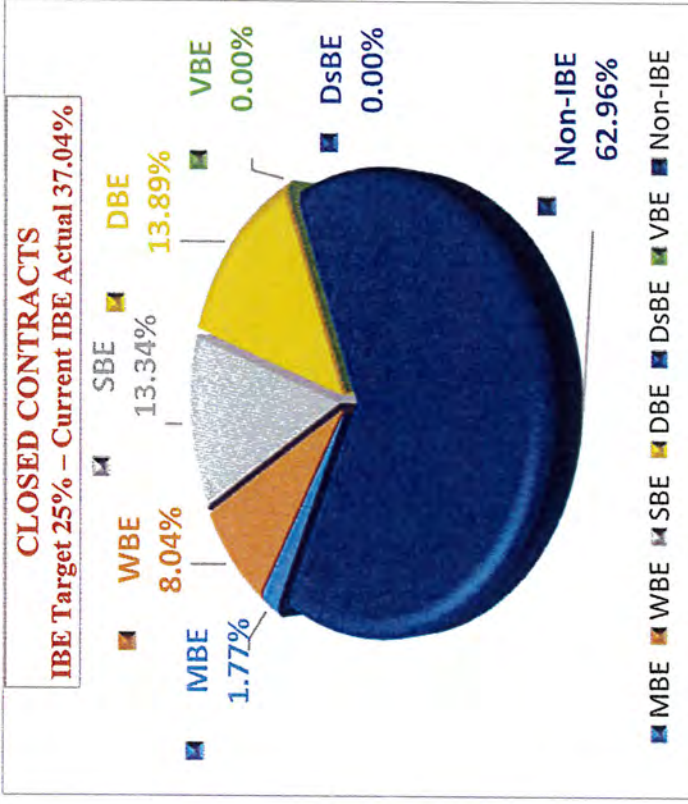
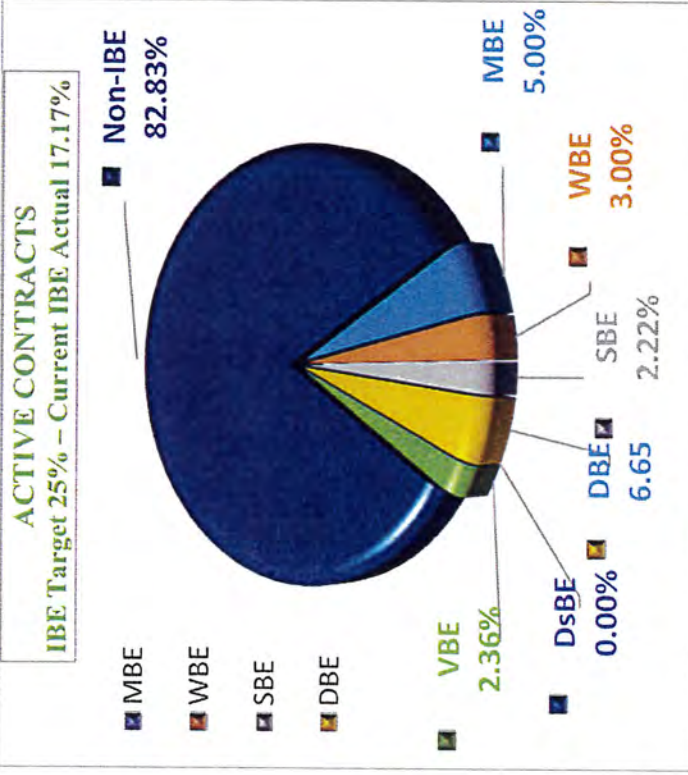
Professional Services Contracts



Construction Contracts



DISTRIBUTION OF PAYMENTS BY IBE CERTIFICATION



Reporting period from 07/01/2014 to 10/31/2017

Active Professional Services Contracts Payment Detail Report

Active Professional Services Contracts Summary

Description	Contract No.	Vendor	Contracts		Total Payments		IBE		Start Date	End Date
			Value		to Date		Target	Actual		
			\$ 88,721,256.53		\$ 6,509,900.45		25.00%	7.34%		
Description	Contract No.	Vendor	Contract Value		Total Payments to Date		IBE Target		IBE Type	
TOA / Building Construction Management Services - PA Assignment Level 3 Toll Bridge Facilities Energy Contract	C-657A	Joseph Jingoli & Son, Inc.	\$	300,000.00	\$	258,363.09	25.00%	4.46%	MBE	10/27/2014 10/26/2016
		Burris Contracting, LLC	\$	75,000.00	\$	13,380.00	25.00%	4.46%		
General Engineering Services 2015-2018 Annual Inspections	C-684A-I	Cherry, Weber & Assoc., P.C.	\$	840,000.00	\$	690,958.01	25.00%	15.22%	MBE	02/23/2015 12/31/2018
		SJH Engineering, P.C.	\$	210,000.00	\$	127,888.25	25.00%	15.22%		
Scudder Falls Bridge Replacement Project - Final Design Services	C-660A	Michael Baker Int'l, Inc.	\$	25,020,900.74	\$	24,499,206.86	25.00%	21.77%	WBE	02/23/2015 12/31/2021
		Amy S. Greene Environmental Consultants, Inc.	\$	225,188.11	\$	124,008.40	00.90%	0.50%		
		French & Parrello Associates	\$	1,551,295.85	\$	1,390,595.08	06.20%	5.56%		
		IH Engineers, P.C.	\$	2,527,110.97	\$	2,405,899.01	10.10%	9.62%		
		Naik Consulting Group, P.C.	\$	1,476,233.14	\$	1,446,192.45	05.90%	5.78%		
		Stokes Creative Group, Inc.	\$	475,397.11	\$	79,529.58	01.90%	0.32%		
I-78 Maintenance Garage Expansion	C-508A	Burns Engineering, Inc.	\$	686,117.37	\$	644,371.39	25.00%	42.92%	MBE	07/27/2015 09/30/2017
		American Engineers Group, LLC	\$	24,014.11	\$	23,012.21	03.50%	3.35%		
		Malick & Scherer	\$	109,778.78	\$	108,810.88	16.00%	15.86%		
		Sowinski Sullivan Architects, P.C.	\$	171,529.34	\$	162,630.69	25.00%	23.70%		
Scudder Falls Bridge Replacement Project - Public Involvement Service	C-662A	McCormick & Taylor, Inc.	\$	1,800,016.87	\$	701,027.16	25.00%	5.62%	DBE	09/28/2015 12/30/2021
		Information Logistics, Inc.	\$	180,001.69	\$	2,435.00	10.00%	0.14%		
		Stokes Creative Group, Inc.	\$	630,005.90	\$	98,748.33	35.00%	5.49%		

Reporting period 07/01/2014 to 10/31/2017.

Active Professional Services Contracts Summary

Description	Contract No.	Vendor	Contracts Value	Total Payments to Date	IBE Target	IBE Actual	IBE Type	Start Date	End Date
TOA / Engineering Services - PA Assignment	C-696A	Johnson, Mirmiran and Thompson, Inc.	\$ 88,721,256.53	\$ 6,509,900.45	25.00%	7.34%			
		ACT Engineers, Inc.	\$ 25,000.00	\$ -	05.00%	0.00%	WBE	10/26/2015	10/26/2017
		American Geotechnical & Environmental Services (AGES)	\$ 25,000.00	\$ -	05.00%	0.00%	DBE		
		Barry Issett & Assocs.	\$ 25,000.00	\$ -	05.00%	0.00%	DBE		
		Envision Consultants, Ltd.	\$ 25,000.00	\$ -	05.00%	0.00%	WBE		
		SJH Engineering, P.C.	\$ 25,000.00	\$ -	05.00%	0.00%	DBE		
		Traffic Planning and Design, Inc.	\$ 25,000.00	\$ -	05.00%	0.00%	SBE		
I-78 Bridges & Approach Slab Rehabilitation	C-644A	Gannett Fleming, Inc.	\$ 651,157.49	\$ 368,213.61	25.00%	3.00%		02/29/2016	11/30/2017
		Malick & Scherer	\$ 65,115.75	\$ 7,175.01	10.00%	1.10%	DBE		
		SJH Engineering, P.C.	\$ 97,673.62	\$ 12,390.84	15.00%	1.90%	DBE		
I-78 Maintenance Garage Expansion Engineering Services for Construction Management	CM-508A	STV, Inc.	\$ 586,402.80	\$ 453,778.09	25.00%	13.94%		02/29/2016	09/30/2017
		Envision Consultants, Ltd.	\$ 36,943.38	\$ 33,957.55	06.30%	5.79%	SBE		
		HRV Conformance Verification Associates, Inc.	\$ 19,937.70	\$ 12,104.70	03.40%	2.06%	DBE		
		IH Engineers, P.C.	\$ 102,913.69	\$ 35,708.87	17.55%	6.09%	MBE		
Scudder Falls Bridge Replacement Project - PA Noise Walls Construction	CM-664A	Greenman-Pedersen, Inc.	\$ 912,693.42	\$ 803,012.39	25.00%	18.18%		02/29/2016	03/30/2017
		Envision Consultants, Ltd.	\$ 47,460.06	\$ 45,881.50	05.20%	5.03%	WBE		
		Keegan Technology & Testing Associates, Inc. A/K/A Key-Tech	\$ 33,769.66	\$ 36,494.33	03.70%	4.00%	SBE		
		Naik Consulting Group, P.C.	\$ 167,022.90	\$ 76,622.13	18.30%	8.40%	DBE		
		Safegate Associates, LLC	\$ 23,730.03	\$ 6,960.00	02.60%	0.76%	SBE		
Scudder Falls Bridge Replacement Project - PA Noise Walls Construction	CI-665A	Jacobs Engineering Group, Inc.	\$ 626,965.40	\$ 626,933.76	25.00%	7.14%		05/23/2016	06/02/2017
		IH Engineers, P.C.	\$ 90,283.02	\$ 44,766.05	14.40%	7.14%	MBE		
		RIG Consulting, Inc.	\$ 68,088.44	\$ -	10.86%	0.00%	DBE		

Reporting period 07/01/2014 to 10/31/2017.

Active Professional Services Contracts Summary

Description	Contract No.	Vendor	Contract Value	Total Payments to Date	Contracts Value		Total Payments		IBE		Start Date	End Date
			\$ 88,721,256.53	\$ 6,509,900.45	Target	Actual	Target	Actual	Target	Actual		
					25.00%	7.34%	25.00%					
TOA / Engineering Services for Electronic Toll Collection System	C-701A	Runnel, Klepper and Kahl, LLP	\$ 500,000.00	\$ 161,091.09	25.00%	10.87%	25.00%	10.87%	DBE		06/07/2016	06/07/2018
		Fagan Consulting, LLC	\$ 50,000.00	-	10.00%	0.00%	10.00%	0.00%	DBE			
		KS Engineers, P.C.	\$ 35,000.00	-	07.00%	0.00%	07.00%	0.00%	MBE			
		Navarro & Wright Consulting Engineers, Inc.	\$ 25,000.00	\$ 54,027.04	05.00%	10.81%	05.00%	10.81%	DBE			
		Spock Solutions, Inc.	\$ 40,000.00	\$ 300.00	08.00%	0.06%	08.00%	0.06%	WBE			
TOA / Engineering Services - NJ Assignment	C-696B	French & Parrello Associates	\$ 500,000.00	\$ 136,327.86	25.00%	8.10%	25.00%	8.10%	DBE		07/18/2016	07/31/2018
		Area Engineering, Inc.	\$ 25,000.00	-	05.00%	0.00%	05.00%	0.00%	DBE			
		Ellana, Inc.	\$ 25,000.00	-	05.00%	0.00%	05.00%	0.00%	DBE			
		McCabe Environmental	\$ 25,000.00	-	05.00%	0.00%	05.00%	0.00%	SBE			
		USA Architects	\$ 75,000.00	\$ 40,502.02	15.00%	8.10%	15.00%	8.10%	SBE			
Structural / Civil Task Order Agreement	C-702B	HH Engineers, P.C. (IBE)	\$ 1,000,000.00	\$ 146,398.79	100.00%	14.64%	100.00%	14.64%	MBE		10/31/2016	10/31/2018
		Amy S. Greene Environmental Consultants, Inc.	\$ 50,000.00	-	05.00%	0.00%	05.00%	0.00%	WBE			
		Brinkerhoff Environmental Services, Inc.	\$ -	\$ -	00.00%	0.00%	00.00%	0.00%	WBE			
TOA / Construction Management Services - PA Assignment	C-703A	Urban Engineers, Inc.	\$ 5,000,000.00	\$ 30,725.25	25.00%	0.00%	25.00%	0.00%	MBE		12/19/2016	12/19/2018
		Malick & Scherer	\$ 625,000.00	-	12.50%	0.00%	12.50%	0.00%	DBE			
		RIG Consulting, Inc.	\$ 625,000.00	-	12.50%	0.00%	12.50%	0.00%	DBE			
Scudder Falls Bridge Replacement Project - Construction Management Services	CM-669A	Hill International, Inc.	\$ 25,015,066.98	\$ 693,545.45	25.00%	0.00%	25.00%	0.00%	WBE		02/09/2017	01/28/2022
		Envision Consultants, Ltd.	\$ 1,373,327.18	-	05.49%	0.00%	05.49%	0.00%	WBE			
		KS Engineers, P.C.	\$ 3,434,568.70	-	13.73%	0.00%	13.73%	0.00%	MBE			
		PKB Engineering Associates	\$ 1,183,212.67	-	04.73%	0.00%	04.73%	0.00%	MBE			
		Safegate Associates, LLC	\$ 525,316.41	-	02.10%	0.00%	02.10%	0.00%	SBE			
Commission Administration Building at Scudder Falls	C-707A	USA Architects (IBE)	\$ 1,376,451.71	\$ 354,487.04	40.00%	33.72%	40.00%	33.72%	SBE		02/27/2017	02/27/2019
		ACT Engineers, Inc.	\$ 137,645.17	\$ 7,121.55	10.00%	0.52%	10.00%	0.52%	SBE			
		Ellana, Inc.	\$ 55,058.07	\$ 13,878.88	04.00%	1.01%	04.00%	1.01%	WBE			
		French & Parrello Associates	\$ 550,000.00	\$ 55,075.29	40.00%	4.00%	40.00%	4.00%	VBE			
		IEI Group, Ltd.	\$ 82,587.10	\$ 33,560.61	06.00%	2.44%	06.00%	2.44%	WBE			

Reporting period 07/01/2014 to 10/31/2017.

Active Professional Services Contracts Summary

Active Professional Services Contracts Summary									
	Contracts Value	Total Payments to Date	IBE Target	IBE Actual					
	\$ 88,721,256.53	\$ 6,509,900.45	25.00%	7.34%					
Description	Contract No.	Vendor	Contract Value	Total Payments to Date	IBE Target	IBE Actual	IBE Type	Start Date	End Date
Sudder Falls Bridge Replacement Project - PA Approach Improvements	CI-671A	TRC Engineers, Inc.	\$ 6,515,220.03	\$ 12,686.02	25.00%	0.00%	DBE	02/27/2017	08/31/2021
		RIG Consulting, Inc.	\$ 2,331,797.25	\$ -	35.79%	0.00%			
Sudder Falls Bridge Replacement Project - Main River Bridge Replacement	CI-672A	Parsons Brinckerhoff	\$ 7,776,718.32	\$ 65,671.86	25.00%	0.00%	MBE	02/27/2017	12/31/2021
		KS Engineers, P.C.	\$ 2,886,717.84	\$ -	37.12%	0.00%			
Sudder Falls Bridge Replacement Project - NJ Approach Construction	CI-673A	Gannett Flemming, Inc.	\$ 6,568,103.32	\$ 181,948.68	25.00%	0.00%	SBE	02/27/2017	08/31/2021
		Churchill Consulting Engineers	\$ 2,331,676.68	\$ -	35.50%	0.00%			
I-78 Bridges and Approach Slabs Rehabilitation Construction Management / Inspection Services	CM-644A	Greenman-Pedersen, Inc.	\$ 1,545,442.08	\$ 49,226.59	-	0.41%	DBE	04/24/2017	01/15/2019
		Advanced Infrastructure Design, Inc.	\$ 19,008.94	\$ -	1.23%	0.00%			
		Envision Consultants, Ltd.	\$ 90,408.36	\$ 10,244.20	5.85%	0.41%			
		JCMS, Inc.	\$ 345,869.94	\$ -	22.38%	0.00%			
C-715A Structural/Civil Task Order Agreement - PA Assignment	C-715A	Pennoni Associates, Inc.	\$ 1,000,000.00	\$ -	25.00%	0.00%	DBE	06/27/2017	06/27/2019
		Malick & Scherer, PC	\$ 100,000.00	\$ -	10.00%	0.00%			
		Envision Consultants, LTD	\$ 50,000.00	\$ -	05.00%	0.00%			
		Kelly / Maiello, Inc.	\$ 50,000.00	\$ -	05.00%	0.00%			
		AGES, Inc.	\$ 50,000.00	\$ -	05.00%	0.00%			

Reporting period 07/01/2014 to 10/31/2017.

Active Construction Contracts Payment Detail Report

Active Construction Services Contracts Summary							
Description	Contract No.	Vendor	Contract Value	Total Payments to Date	IBE		End Date
					Target	Actual	
			\$ 449,324,643.61	\$ 4,370,301.23	25.00%	0.97%	
			Contract Value	Total Payments to Date	IBE Target	IBE Actual	IBE Type
			\$ 100,000,000.00	\$ -	25.00%	3.78%	02/01/2017 08/31/2017
Scudder Falls Bridge Replacement Project - Pennsylvania Side	T-668A-1	Trumbull Corporation	\$ 109,665.00	\$ -	0.11%	0.00%	
		3 Rivers Pipe Profiling	\$ 2,350,750.00	\$ -	2.35%	0.00%	
		Aaron Enterprises, Inc.	\$ 644,620.50	\$ 1,103,780.00	0.64%	1.10%	DBE
		ABC Construction Co., Inc.	\$ 102,800.00	\$ 49,311.50	0.10%	0.05%	WBE
		Alliance Landscaping, Inc.	\$ 636,739.50	\$ -	0.64%	0.00%	
		Armour & Sons Electric, Inc.	\$ 3,129,213.00	\$ -	3.13%	0.00%	SBE
		Aspen Landscaping Contracting, Inc.	\$ 1,135,957.00	\$ -	1.14%	0.00%	
		Avalotis Corporation	\$ 54,841.00	\$ -	0.05%	0.00%	
		Bay Crane of New Jersey	\$ 1,596,794.64	\$ -	1.60%	0.00%	DBE
		Bridg-it Fabricators, Inc.	\$ 100.00	\$ -	0.00%	0.00%	
		Bucks Concrete Services	\$ 100.00	\$ -	0.00%	0.00%	
		Bustleton Services, Inc.	\$ 100.00	\$ -	0.00%	0.00%	
		Chesco Coring & Cutting, Inc.	\$ 419,669.75	\$ 4,650.40	0.42%	0.00%	
		Delta Line Construction Co.	\$ 15,995,106.80	\$ 187,105.00	16.00%	0.19%	WBE
		Diamond Huntbach Construction Corp.	\$ 62,610.00	\$ -	0.06%	0.00%	
		Filly Oil, Inc.	\$ 42,097.37	\$ 84,425.75	0.04%	0.08%	WBE
		Garden State Highway Products	\$ 786,450.00	\$ -	0.79%	0.00%	WBE
		Haines & Kibblehouse, Inc.	\$ 15,208,159.05	\$ 290,817.15	15.21%	0.29%	
		JMD Building Products, LLC	\$ 116,844.00	\$ 17,120.00	0.12%	0.02%	WBE
		LB Construction Enterprises, Inc.	\$ 2,958,036.23	\$ 815,694.51	2.96%	0.82%	MBE
		M.L. Ruberton Construction Co., Inc.	\$ 7,402,644.00	\$ 116,560.40	7.40%	0.12%	WBE
		Madura Steel Sales, Inc.	\$ 100.00	\$ 150,465.16	0.00%	0.15%	DBE
		Maxim Crane Works, LP	\$ 78,775.00	\$ -	0.08%	0.00%	
		McCrossin Foundations, LLC	\$ 7,914,745.00	\$ -	7.91%	0.00%	
		North Suburban Tree Service, Inc.	\$ 307,727.00	\$ 24,401.60	0.31%	0.02%	DBE
		Pavilion Drainage Supply Co., Inc.	\$ 30,653.25	\$ -	0.03%	0.00%	DBE
		Pennsylvania Drilling Company	\$ 10,000.00	\$ -	0.01%	0.00%	
		Plum Contracting, Inc.	\$ 924,272.00	\$ -	0.92%	0.00%	
		Reilly Sweeping, Inc.	\$ 100.00	\$ -	0.00%	0.00%	
		Shaka	\$ 3,500.00	\$ 3,500.00	0.00%	0.00%	DBE
		Stavola Contracting Company	\$ 8,835,176.75	\$ -	8.84%	0.00%	
		Structural Services, Inc.	\$ 2,569,996.50	\$ -	2.57%	0.00%	SBE
		Timber Industries, LLC	\$ 701,587.00	\$ 420,083.20	0.70%	0.42%	
		VideoTek Construction, LLC	\$ 100.00	\$ -	0.00%	0.00%	DBE
		W.R. Burnett, Inc.	\$ 100.00	\$ 115,721.25	0.00%	0.12%	MBE
		Work Zone Contractors, LLC	\$ 519,225.00	\$ 367,499.49	0.52%	0.37%	DBE
		Zone Stripping, Inc.	\$ 1,183,583.77	\$ 29,441.78	1.18%	0.03%	SBE

Reporting period from 07/01/2014 to 10/31/2017

Active Construction Contracts Payment Detail Report

Active Construction Services Contracts Summary							
		Contracts Value	Total Payments to Date	IBE Target	IBE Actual		
		\$ 449,324,643.61	\$ 4,370,301.23	25.00%	0.97%		
Description	Contract No.	Vendor	Contract Value	Total Payments to Date	IBE Target	IBE Actual	IBE Type
Scudder Falls Bridge Replacement Project - New Jersey Side	T-668A-2	Trumbull Corporation	\$ 296,000,000.00	\$ 16,713,604.19	25.00%	0.23%	
		3 Rivers Pipe Profiling	\$ 109,665.00	\$ -	0.04%	0.00%	
		Aaron Enterprises, Inc.	\$ 2,350,750.00	\$ -	0.79%	0.00%	
		ABC Construction Co., Inc.	\$ 340,126.00	\$ 340,126.00	0.11%	0.11%	DBE
		Alliance Landscaping, Inc.	\$ 102,800.00	\$ -	0.03%	0.00%	WBE
		Armour & Sons Electric, Inc.	\$ 636,739.50	\$ -	0.22%	0.00%	
		Aspen Landscaping Contracting, Inc.	\$ 3,129,213.00	\$ -	1.06%	0.00%	SBE
		Avalotis Corporation	\$ 1,135,957.00	\$ -	0.38%	0.00%	
		Bay Crane of New Jersey	\$ 54,841.04	\$ -	0.02%	0.00%	
		Bridge-it Fabricators, Inc.	\$ 1,596,794.64	\$ -	0.54%	0.00%	DBE
		Bucks Concrete Services	\$ 100.00	\$ -	0.00%	0.00%	
		Chesco Coring & Cutting, Inc.	\$ 419,669.75	\$ -	0.14%	0.00%	
		Delta Line Construction Co.	\$ 15,995,106.80	\$ -	5.40%	0.00%	WBE
		Diamond Humbach Construction Corp.	\$ 62,610.00	\$ -	0.02%	0.00%	
		Filly Oil, Inc.	\$ 100.00	\$ -	0.00%	0.00%	WBE
		Haines & Kibblehouse, Inc.	\$ 15,208,159.05	\$ -	5.14%	0.00%	
		JMD Building Products, LLC	\$ 116,844.00	\$ -	0.04%	0.00%	WBE
		LB Construction Enterprises, Inc.	\$ 2,958,036.23	\$ 350,000.00	1.00%	0.12%	MBE
		M.L. Ruberton Construction Co., Inc.	\$ 7,402,643.83	\$ -	2.50%	0.00%	WBE
		Madura Steel Sales, Inc.	\$ 100.00	\$ -	0.00%	0.00%	DBE
		Maxim Crane Works, LP	\$ 78,775.00	\$ -	0.03%	0.00%	
		McCrossin Foundations, LLC	\$ 7,914,745.00	\$ -	2.67%	0.00%	
		North Suburban Tree Service, Inc.	\$ 307,727.00	\$ -	0.10%	0.00%	DBE
		Pavilion Drainage Supply Co., Inc.	\$ 30,653.25	\$ -	0.01%	0.00%	DBE
		Pennsylvania Drilling Company	\$ 10,000.00	\$ -	0.00%	0.00%	
		Plum Contracting, Inc.	\$ 924,272.40	\$ -	0.31%	0.00%	
		Reilly Sweeping, Inc.	\$ 100.00	\$ -	0.00%	0.00%	
		Shaka	\$ 3,500.00	\$ -	0.00%	0.00%	DBE
		Stavola Contracting Company	\$ 8,335,176.75	\$ -	2.98%	0.00%	
		Structural Services, Inc.	\$ 2,569,996.50	\$ -	0.87%	0.00%	SBE
		Timber Industries, LLC	\$ 701,587.00	\$ -	0.24%	0.00%	DBE
		VideoTek Construction, LLC	\$ 100.00	\$ -	0.00%	0.00%	MBE
		W.R. Burnett, Inc.	\$ 100.00	\$ -	0.00%	0.00%	DBE
		Work Zone Contractors, LLC	\$ 519,225.00	\$ -	0.18%	0.00%	DBE
		Zone Stripping, Inc.	\$ 1,183,583.77	\$ -	0.40%	0.00%	SBE
Scudder Falls Toll Supported Bridge - Interim Deck Repairs on I-95			\$ 1,003,336.00	\$ 993,306.00	100.00%	99.00%	SBE
TS-677A			Shawwick Contracting, Inc. (IBE)				05/20/2015 11/20/2018

Reporting period from 07/01/2014 to 10/31/2017

Active Construction Contracts Payment Detail Report

Active Construction Services Contracts Summary										
Description	Contract No.	Vendor	Contracts Value	Total Payments to Date	IBE Target	IBE Actual	IBE Type	Start Date	End Date	
Electronic Toll Collection System Replacement - Design, Build & Maintain	DB-540A	Transcore, LP	\$ 24,047,349.00	\$ 9,347,124.09	25.00%	9.63%		10/27/2015	09/13/2021	
		All Points Communications, Inc.	\$ 781,538.84	\$ 581,979.20	3.25%	2.42%	DBE			
		Arora Engineers, Inc.	\$ 161,117.24	\$ 110,753.14	0.67%	0.46%	MBE			
		Flagger Force	\$ 100,998.87	\$ 248,492.11	0.42%	1.03%	DBE			
		Globe Electric Supply Company, Inc.	\$ 543,470.09	\$ 173,648.78	2.26%	0.72%	DBE			
		HHC Services, Inc.	\$ 12,023.67	\$ -	0.05%	0.00%	DBE			
		Jen Electric, Inc.	\$ 848,871.42	\$ 865,972.00	3.53%	3.60%	DBE			
		KS Engineers, P.C.	\$ 110,617.81	\$ 174,897.71	0.46%	0.73%	MBE			
		Red Wagon Printing D/B/A Minuteman Press	\$ 16,833.14	\$ 6,177.93	0.07%	0.03%	WBE			
		Sharpened Image, Inc.	\$ 149,093.56	\$ 139,790.64	0.62%	0.58%	DBE			
		SJH Engineering, P.C.	\$ 12,023.67	\$ 14,500.00	0.05%	0.06%	DBE			
	I-78 Maintenance Garage Expansion at I-78 PA Welcome Ctr. / Maint. Facility	T-508A	Bracy Construction, Inc.	\$ 10,049,000.00	\$ 7,284,738.24	25.00%	71.04%		06/27/2016	10/27/2017
			84 Lumber Company	\$ 34,974.56	\$ 34,974.56	0.35%	0.35%			
			Ankiewicz Enterprises Inc.	\$ 1,040,574.00	\$ 849,890.53	10.36%	8.46%			
			C.A. Weiss Sales, LLC	\$ 275,342.00	\$ 227,112.56	2.74%	2.26%			
			Central II, Inc.	\$ 32,750.00	\$ -	0.33%	0.00%	MBE		
			Comprehensive Fire Technologies, Inc.	\$ 16,750.00	\$ -	0.17%	0.00%			
			Cope Commercial Flooring and Interiors, Inc.	\$ 22,000.00	\$ 5,670.00	0.22%	0.06%			
			DeWalt Plumbing, Inc.	\$ 464,000.00	\$ 426,737.40	4.62%	4.25%			
		Diamond Decorating, Inc.	\$ 105,000.00	\$ -	1.04%	0.00%				
		Empire Wrecking Co of Reading, PA	\$ 99,891.00	\$ -	0.99%	0.00%				
		Entrance Systems, Inc.	\$ 80,750.00	\$ -	0.80%	0.00%				
		Fox Quality Roofing, LLC	\$ 873,900.00	\$ 706,257.00	8.70%	7.03%				
		Gaver Industries, Inc. d/b/a Barker & Barker Paving	\$ 213,561.56	\$ 19,547.10	2.13%	0.19%				
		Ida Yeager Sales, Inc.	\$ 159,401.50	\$ 60,637.50	1.59%	0.60%				
		J. E. Scholtz Custom Millwork, Inc.	\$ 11,400.00	\$ -	0.11%	0.00%				
		J/M Fence & Deck Co.	\$ 16,624.00	\$ -	0.17%	0.00%				
		J. Sterling Solutions, LLC	\$ 51,476.64	\$ 51,476.64	0.51%	0.51%				
		Jaydor Co., (A Corp.)	\$ 75,995.00	\$ -	0.76%	0.00%				
		Labe Sales, Inc.	\$ 80,801.00	\$ 73,980.00	0.80%	0.74%				
		Modernfold Of Reading, Inc.	\$ 22,810.00	\$ -	0.23%	0.00%				
		Palma, Inc.	\$ 89,952.00	\$ -	0.90%	0.00%				
		Penn State Electrical Mechanical Supply Co., Inc.	\$ 240,000.00	\$ 192,167.41	2.39%	1.91%				
		Reeb Building Systems, LLC	\$ 659,917.34	\$ 502,706.82	6.57%	5.00%	DBE			
		Rubright Construction, Inc.	\$ 580,500.00	\$ 464,041.00	5.78%	4.62%				
		Steel Fab Enterprises, LLC	\$ 405,400.00	\$ 263,951.06	4.03%	2.63%				

Reporting period from 07/01/2014 to 10/31/2017

Active Construction Contracts Payment Detail Report

Active Construction Services Contracts Summary							
Description	Contract No.	Vendor	Contract Value	Total Payments to Date	IBE		End Date
					Target	Actual	
			\$ 449,324,643.61	\$ 4,370,301.23	25.00%	0.97%	
			Contract Value	Total Payments to Date	IBE Target	IBE Actual	End Date
		Supreme Ceilings, Inc.	\$ 157,500.00	\$ 93,792.96	1.57%	0.93%	
		T.A. Silfies Masonry, LLC.	\$ 762,600.00	\$ 514,761.97	7.59%	5.12%	
		Tradesmen International, LLC	\$ 100.00	-	0.00%	0.00%	
		Tri-County Mechanical, Inc.	\$ 1,097,000.00	\$ 849,788.10	10.92%	8.46%	
		Wind Gap Electric, Inc.	\$ 1,137,249.00	\$ 766,814.97	11.32%	7.63%	
		YCP, Inc.	\$ 28,137.20	\$ 1,034,792.47	0.28%	10.30%	
Easton - Phillipsburg Toll Bridge Administration Building	T-644A	J.D. Eckman, Inc.	\$ 11,117,003.61	\$ 347,456.70	25.00%	0.00%	06/01/2017 12/21/2018
		Established Traffic Control	\$ 244,574.00	-	2.20%	0.00%	WBE
		Guidemark, Inc.	\$ 461,446.40	-	4.15%	0.00%	
		Jag'd Construction, Inc.	\$ 2,809,000.00	-	25.27%	0.00%	SBE
		Jileo, Inc.	\$ 266,808.01	-	2.40%	0.00%	DBE
		Mattiola Services, LLC	\$ 93,360.15	-	0.84%	0.00%	
Building and Facilities Energy Conservation	T-645A	MJF Electrical Contracting, Inc.	\$ 5,317,100.00	\$ -	25.00%	0.00%	06/27/2017 05/11/2018
		Turtle & Hughes	\$ 1,063,420.00	-	20.00%	0.00%	WBE
Building and Facilities Energy Conservation	T-645B	Schneider Electric	\$ 1,154,809.00	\$ -	25.00%	0.00%	06/27/2017 05/18/2018
		MAS Construction Services, LLC	\$ 154,809.00	-	13.41%	0.00%	WBE
Lower Trenton Toll Supported Bridge Replacement Of Sign Lighting Elements	TS-687A	Carr & Duff, Inc.	\$ 495,000.00	\$ 213,705.00	25.00%	5.14%	06/23/2017 10/20/2017
		North Star Electrical Supply Co., Inc.	\$ 123,750.00	\$ 25,421.72	25.00%	5.14%	WBE
		Service Painting, Inc.	\$ 100.00	-			
Lower Trenton Toll Supported Bridge Approach Traffic Signal Equipment Upgrades	TS-699A	Carr & Duff, Inc.	\$ 141,046.00	\$ -	25.00%	0.00%	03/29/2017 03/29/2021
		General Highway Products, Inc	\$ 35,261.50	-	25.00%	0.00%	WBE

Reporting period from 07/01/2014 to 10/31/2017

Completed Professional Services Contracts Payment Detail Report

Completed Professional Services Contracts Summary									
		Contracts Value	Total IBE Payments	IBE Target	IBE Average				
		\$ 1,165,488.53	\$ 356,204.82	25.00%	30.56%				
Contract Title	Contract No.	Vendor	Contract Value	Total IBE Payments	IBE Target	IBE Actual	IBE Type	Start Date	End Date
Riverton - Belvidere Toll Supported Bridge Critical Member Strengthening - Design	C-650A	Ammann & Whitney Pickering, Corts & Summerson, Inc.	\$ 451,072.33	\$ 451,072.33	25.00%	20.66%	SBE	10/26/2015	08/08/2017
			\$ 116,376.66	\$ 93,184.47	25.80%	20.66%			
Portland - Columbia Toll Bridge Approach Roadways Improvements	CI-566A	Jacobs Engineering Group, Inc. AmerCom Corporation Naik Consulting Group, P.C.	\$ 476,991.53	\$ 476,991.53	25.00%	30.29%	MBE	02/23/2015	10/15/2016
			\$ 150,490.83	\$ 144,473.11	31.55%	30.29%			
			\$ 23,229.49	\$ -	04.87%	0.00%			
Scudder Falls Bridge Replacement Project - Traffic Engineering Services Pre-construction Traffic Study	C-663A	Pennoni Associates, Inc. Drive Engineering Corp. TechniQuest Corporation	\$ 237,424.67	\$ 237,424.67	25.00%	49.93%	MBE	07/30/2015	4/20/2016
			\$ 8,072.44	\$ 6,757.64	03.40%	2.85%			
			\$ 86,660.00	\$ 111,789.60	36.50%	47.08%			

Completed Construction Contracts Payment Detail Report

Completed Construction Contracts Summary

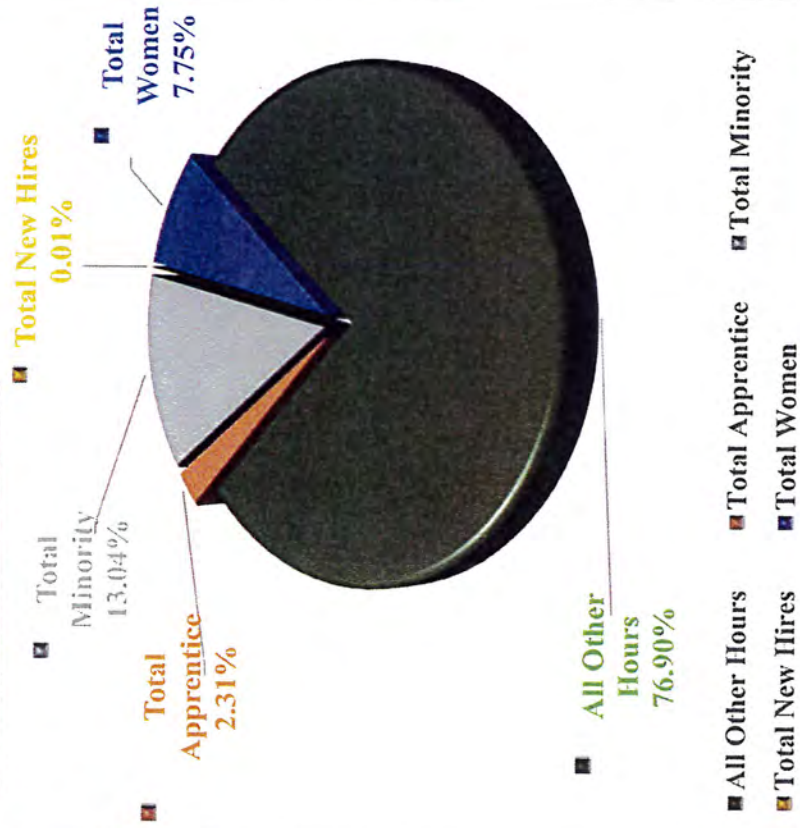
Completed Construction Contracts Summary									
Description	Contract No.	Vendor	Contract Value	Total IBE Payments to Date	IBE Target	IBE Actual	IBE Type	Start Date	End Date
Scudder Falls Bridge Replacement Project - Tree Clearing	T-667A	AP Construction, Inc.	\$ 1,721,688.26	\$ 51,721,688.26	25.00%	26.42%		12/23/2015	09/20/2017
		Athena Contracting, Inc.	\$ 181,499.94	\$ 243,315.01	10.54%	14.13%	WBE		
		BFW Group	\$ 15,000.00	\$ 8,550.00	0.87%	0.50%	DBE		
		Sable Construction, Inc.	\$ 272,249.91	\$ 202,960.00	15.81%	11.79%	MBE		
Scudder Falls Bridge Replacement Project - PA Noise Walls	T-666A	PKF-Mark III, Inc.	\$ 11,219,737.01	\$ 11,219,737.01	25.00%	29.81%		04/29/2016	08/14/2017
		Bird Solutions International	\$ 140,732.00	\$ 122,732.00					
		Green Valley Landscaping, Inc.	\$ 42,418.29	\$ 72,163.76					
		Sanders Construction Company, Inc.	\$ 3,624,651.69	\$ 3,338,786.23	32.31%	29.76%	DBE		
		Work Zone Contractors, LLC	\$ 7,886.40	\$ 5,352.12	0.07%	0.05%	DBE		
Scudder Falls Bridge Replacement Project Subsurface Boring & Sampling	T-661A	TRC Engineers	\$ 1,438,942.00	\$ 1,438,941.98	25.00%	16.29%		05/18/2015	05/18/2017
		Garden State Highway Products Traffic Regulators	\$ 196,519.30	\$ 196,519.30	13.66%	13.66%	WBE		
			\$ 37,947.00	\$ 37,947.00	2.64%	2.64%	SBE		
I-78 Toll Plaza Bumper Block Replacement	T-705A	Sparwick Contracting, Inc. (IBE)	\$ 160,006.00	\$ 160,006.00	25.00%	100.00%	SBE	10/17/2016	03/03/2017
DIII Toll Bridges Facilities Emergency Standby Generators Improvements	T-514A	West Side Hammer Electric	\$ 644,686.07	\$ 644,686.00	25.00%	30.61%		07/27/2015	01/08/2017
		Penn State Electric Mechanical Supply Co., Inc.	\$ 197,339.20	\$ 197,339.99	30.61%	30.61%	DBE		
Lower Trenton TSB Approach Roadways Improvements	TS-639B	Mount Construction, Co. Inc. (IBE)	\$ 2,090,794.02	\$ 2,090,794.00	25.00%	100.00%	WBE	04/09/2015	12/06/2016
Easton / Phillipsburg Ramp C Stabilization	T-641A	Merco, Inc. (IBE)	\$ 998,300.00	\$ 998,300.00	25.00%	100.00%	SBE	11/23/2015	12/01/2016
Portland - Columbia Toll Bridge Approach Roadway Improvement	T-566A	Intercounty Paving Company	\$ 6,193,334.28	\$ 6,193,334.28	25.00%	30.32%		02/25/2015	11/30/2016
		Established Traffic Control	\$ 43,589.66	\$ 43,589.66	0.70%	0.70%	DBE		
		MV Contracting, Inc.	\$ 1,652,064.50	\$ 1,652,064.50	26.67%	26.67%	WBE		
		PIM Corporation	\$ 160,217.70	\$ 160,217.70	2.59%	2.59%	SBE		
		The Vann Organization	\$ 22,035.00	\$ 22,035.00	0.36%	0.36%	SBE		

Completed Construction Contracts Summary

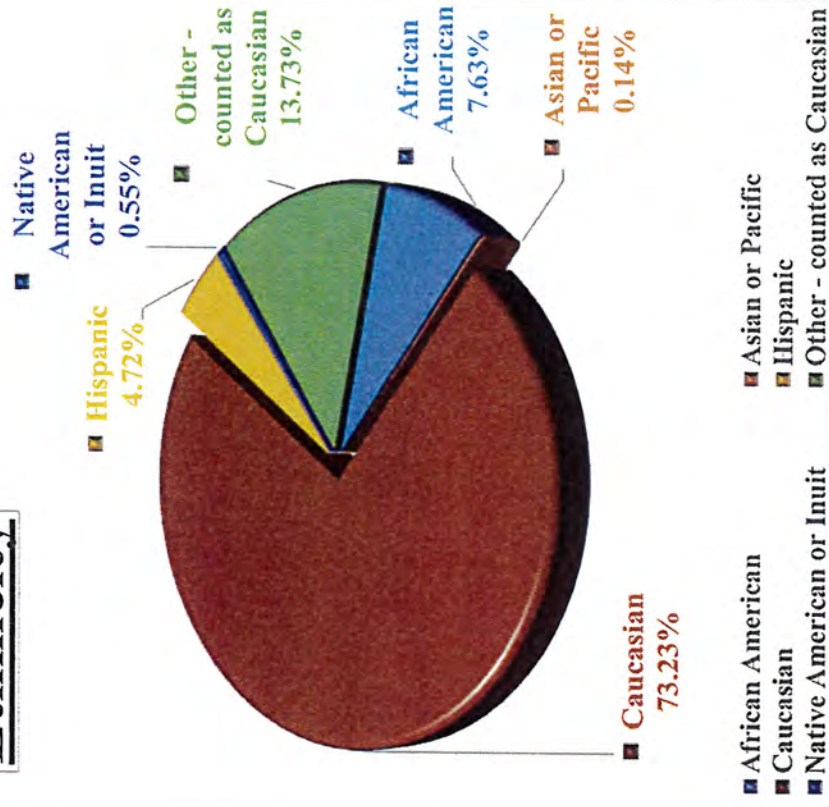
Description	Contract No.	Vendor	Contract Value		Total IBE Payments to Date		IBE Target		IBE Actual		Start Date	End Date
			Value		Payments		Target		Actual			
			\$25,120,226.14		\$ 6,381,761.92		25.00%		25.40%			
Riverton - Belvidere Toll Supported Bridge	TS-650A	ROAD-CON, INC.	\$ 652,738.50	\$	652,738.50	\$	25.00%	11.98%			08/15/2016	11/11/2016
		Deslivo & Company, Inc.	\$ 16,848.00	\$	16,848.00	\$	2.58%	2.58%	WBE			
		Established Traffic Control	\$ 4,317.48	\$	4,317.48	\$	0.66%	0.66%	WBE			
		RAM-T Corporation	\$ 7,182.00	\$	7,182.00	\$	1.10%	1.10%	DBE			
		Williams Flagger Logistics, LLC	\$ 49,842.17	\$	49,842.17	\$	7.64%	7.64%	DBE			

WORKFORCE UTILIZATION

Hours Worked



Ethnicity



WORKFORCE UTILIZATION REPORTING Trade, Ethnicity & Gender

Workforce Utilization Totals																		
Project Name	Company Name	Trade Description	Total Hours Worked	Total Apprentices	NJ	NJ %	PA	PA %	Caucasian / White	Other	American Indian	Asian Pacific Islander	Black / African American	Latino / Hispanic	Total Minorities	Minority %	Women %	New Hires
DB-40A TRANSCORE - Electronic Toll Collection System Replacement - Design, Build & Maintain	JEN ELECTRIC, INC.	Trade Electrician	2,040.00	0.00	108.00	5.29%	875.00	42.89%	321.00	631.50	0.00	158.00	674.00	255.50	1,087.50	53.31%	0.00	0.00
	Transcom LP	ELECTRICIAN	48.00	0.00	48.00	100.00%		0.00%	48.00							0.00%	0.00%	0.00
		ELECTRICIAN	787.50	0.00		0.00%	335.50	42.60%	202.50	187.50			231.00	166.50	397.50	50.48%		0.00%
		ELECTRICIAN & TELECOM. INSTALLATION TECHNICIAN	1,204.50	0.00	60.00	4.98%	539.50	44.79%	70.50	444.00		158.00	443.00	89.00	690.00	57.29%	0.00%	0.00%
T-408A BRACY - I- 78 Maintenance Garage Expansion at Center / Maintenance Facility	Company Name	Trade Description	Total Hours Worked	Total Apprentices	NJ	NJ %	PA	PA %	Caucasian / White	Other	American Indian	Asian Pacific Islander	Black / African American	Latino / Hispanic	Total Minorities	Minority %	Women %	New Hires
	Abbey Road Control Inc.	LABORER	29,678.58	2,072.00	1,639.00	5.52%	27,637.08	93.12%	19,541.33	8,688.25	0.00	0.00	67.50	1,381.50	1,449.00	4.88%	861.25	2,990
	Ankiewicz Enterprises Inc.	LABORER	534.75	0.00		0.00%	534.75	100.00%		534.75						0.00%	262.75	49.14%
		OPERATING ENGINEER	676.00	0.00		0.00%	676.00	100.00%		676.00						0.00%		0.00%
		ENGINEER	187.00	0.00		0.00%	187.00	100.00%		187.00						0.00%		0.00%
	Bracy Construction, Inc.	LABORER	1,344.50	0.00	124.50	9.26%	1,220.00	90.74%	1,197.00	29.50				118.00	118.00	8.78%		0.00%
		OPERATING ENGINEER	1,344.00	0.00	631.00	46.95%	713.00	53.05%	120.00	667.50				576.50	576.50	42.27%		0.00%
		ENGINEER	4.00	0.00		0.00%	4.00	100.00%		4.00						0.00%		0.00%
	Bridgwood Tile & Stone	TILE FINISHER	54.00	0.00		0.00%	54.00	100.00%		54.00						0.00%		0.00%
	Central II, Inc.	Bricklayer, Stone Mason	88.00	0.00		0.00%	88.00	100.00%		88.00						0.00%		0.00%
	Comprehensive Electrician	ELECTRICIAN	27.50	0.00		0.00%	27.50	100.00%	20.50	7.00						0.00%		0.00%
	Fin Technologies	Spinkler Fitter	8.00	0.00		0.00%	8.00	100.00%	6.00	2.00						0.00%		0.00%
	Conway Lighting	ELECTRICIAN	74.00	0.00		0.00%		0.00%		74.00						0.00%		0.00%
	Procedon, Inc.																	
	David Ott	LABORER	97.00	0.00		0.00%	97.00	100.00%	97.00							0.00%		0.00%
		Painter	695.00	0.00		0.00%	695.00	100.00%	695.00							0.00%		0.00%
	Diamond Painting, Inc.	PAINTER	718.00	638.00		0.00%	718.00	100.00%		718.00						0.00%		0.00%

Reporting from 07/01/2014 to 10/31/2017

Project Name	Company Name	Trade Description	Total Hours Worked	Total Apprentice	NJ	NJ %	PA	PA %	Caucasian / White	Other	American Indian	Asian Pacific Islander	Black / African American	Latino / Hispanic	Total Minorities	Minority Women %	Women %	New Hires
[REDACTED]	Empire Wecking Co of Reading PA	HEAVY & GENERAL LABORERS	125.00	0.00		0.00%	125.00	100.00%	7.00	118.00						0.00%	0.00%	
	Entrance Systems Inc.	Glazier	371.50	0.00		0.00%	371.50	100.00%	164.50	209.00						0.00%	0.00%	
	FOX QUALITY ROOFING LLC	Carpenter	44.00	0.00	19.00	43.18%	25.00	56.82%	44.00							0.00%	0.00%	
	GAYER	Roofing	2,835.50	0.00	515.50	94.00%	2,320.00	90.27%	2,333.50							0.00%	0.00%	
	INDUSTRIES INC	ASPHALT	45.00	0.00	124.00	4.37%	2,560.25	90.27%	2,833.50							0.00%	0.00%	
	INDUSTRIES INC LABORERS	OPERATING	137.50	0.00		0.00%	137.50	100.00%	45.00							0.00%	0.00%	
	BARKER PAVING ENGINEER	TRUCK DRIVER	10.75	0.00		0.00%	10.75	100.00%								0.00%	0.00%	
	J. E. Scholtz custom Millwork, Inc.	CARPENTER	19.50	0.00		0.00%	19.50	100.00%	13.00	6.50						0.00%	0.00%	6.50
	Jarrett Mechanical Insulation	Heat & Frost Insulator	44.00	0.00		0.00%	44.00	100.00%		44.00						0.00%	0.00%	
	JAYDOR CO. (A Corp.)	LABORER	35.00	0.00		0.00%	35.00	100.00%	35.00							0.00%	0.00%	
	Michael Wallander	Millwright	35.00	0.00		0.00%	35.00	100.00%	35.00							0.00%	0.00%	
	MODERN FOLD OF READING INC.	Plumber	115.50	0.00		0.00%	115.50	100.00%		115.50						0.00%	0.00%	
	Palma, Inc.	Carpenter	42.00	0.00		0.00%	42.00	100.00%	42.00							0.00%	0.00%	
	Robert Or RUIBRIGHT CONSTRUCTION, INC.	Bricklayer, Stone Mason	131.00	0.00		0.00%	131.00	100.00%	14.00							0.00%	0.00%	
		Cement Mason	271.00	0.00	25.00	9.23%	246.00	90.77%	131.00	271.00						0.00%	0.00%	
		LABORER	673.00	0.00		0.00%	673.00	100.00%	673.00							0.00%	0.00%	
		Bricklayer, Stone Mason	52.00	0.00		0.00%	52.00	100.00%	21.00					31.00	31.00	59.62%	0.00%	
		Carpenter	351.50	0.00		0.00%	351.50	100.00%	271.50	78.00				2.00	2.00	0.57%	0.00%	
		Cement Mason	110.50	0.00		0.00%	110.50	100.00%	29.50	6.50				74.50	74.50	67.42%	0.00%	
		LABORER	812.58	0.00		0.00%	812.58	100.00%	472.08	274.50				66.00	66.00	8.12%	0.00%	
		OPERATING ENGINEER	1,641.50	0.00		0.00%	1,641.50	100.00%	899.50	517.00				225.00	225.00	13.71%	0.00%	
Steel Fish Enterprises LLC Steven Smith		Truck Driver	176.50	0.00		0.00%	176.50	100.00%	144.50	32.00						0.00%	0.00%	
		Ironworker	135.50	0.00		0.00%	135.50	100.00%	132.00	3.50			67.50	63.50	131.00	15.18%	0.00%	
		LABORER	863.00	0.00		0.00%	863.00	100.00%	670.00	62.00						0.00%	0.00%	
		Plumber	108.50	0.00		0.00%	108.50	100.00%	108.50							0.00%	0.00%	
			686.50	0.00		0.00%	686.50	100.00%	686.50							0.00%	0.00%	

Reporting from 07/01/2014 to 10/31/2017

Project Name	Company Name	Trade Description	Total Hours Worked	Total Apprentices	NJ	NJ %	PA	PA %	Caucasian/ White	Other	American Indian	Asian Pacific Islander American	Black/ African American	Latino/ Hispanic	Total Minorities	Minority %	Women %	New Hires
T-644A ID EASTON PHILIPSBURG FB FACILITY ADMINISTRATION BUDG	SUPREME CEILINGS INC.	Carpenter	376.00	0.00	0.00%	0.00%	376.00	100.00%	376.00	0.00	0.00%	0.00%	0.00%	0.00%	0.00%	0.00%	0.00%	0.00%
	T. A. Siles	BRICKLAYER	30.25	0.00	0.00%	0.00%	30.25	100.00%	30.25	0.00	0.00%	0.00%	0.00%	0.00%	0.00%	0.00%	0.00%	0.00%
	Masonry, LLC	Bricklayer, Stone Mason	2,425.25	0.00	0.00%	0.00%	2,393.75	98.70%	2,283.75	0.00	0.00%	0.00%	0.00%	0.00%	0.00%	0.00%	0.00%	0.00%
	Terry O'Connor Jr.	LABORER	1,553.25	0.00	0.00%	0.00%	1,524.00	98.12%	1,500.00	0.00	0.00%	0.00%	0.00%	0.00%	0.00%	0.00%	0.00%	0.00%
		LABORER	28.00	0.00	0.00%	0.00%	28.00	100.00%	28.00	0.00	0.00%	0.00%	0.00%	0.00%	0.00%	0.00%	0.00%	0.00%
		Plumber	183.50	0.00	0.00%	0.00%	183.50	100.00%	183.50	0.00	0.00%	0.00%	0.00%	0.00%	0.00%	0.00%	0.00%	0.00%
	Trademen International LLC - BETHLEHEM, PA	Carpenter	119.00	0.00	0.00%	0.00%	119.00	100.00%	119.00	0.00	0.00%	0.00%	0.00%	0.00%	0.00%	0.00%	0.00%	0.00%
	Tri-County Mechanical, Inc.	LABORER	821.00	0.00	0.00%	0.00%	728.00	88.67%	821.00	0.00	0.00%	0.00%	0.00%	0.00%	0.00%	0.00%	0.00%	0.00%
		Pipefitter	1,675.00	0.00	0.00%	0.00%	1,675.00	100.00%	1,675.00	0.00	0.00%	0.00%	0.00%	0.00%	0.00%	0.00%	0.00%	0.00%
		Sheet Metal Worker	495.50	0.00	0.00%	0.00%	495.50	100.00%	495.50	0.00	0.00%	0.00%	0.00%	0.00%	0.00%	0.00%	0.00%	0.00%
	William Heffert	LABORER	23.00	0.00	0.00%	0.00%	23.00	100.00%	23.00	0.00	0.00%	0.00%	0.00%	0.00%	0.00%	0.00%	0.00%	0.00%
		Plumber	162.50	0.00	0.00%	0.00%	162.50	100.00%	162.50	0.00	0.00%	0.00%	0.00%	0.00%	0.00%	0.00%	0.00%	0.00%
	WIND GAP ELECTRIC, INC. YCP, Inc.	Electrician	4,961.50	1,434.00	200.00	4.03%	4,761.50	95.97%	2,443.00	2,518.50	0.00	0.00%	0.00%	0.00%	0.00%	0.00%	0.00%	0.00%
T-644A ID EASTON PHILIPSBURG FB FACILITY ADMINISTRATION BUDG		LABORER OPERATING ENGINEER	415.75	0.00	0.00%	0.00%	415.75	100.00%	415.75	0.00	0.00%	0.00%	0.00%	0.00%	0.00%	0.00%	0.00%	0.00%
			49.00	0.00	0.00%	0.00%	49.00	100.00%	49.00	0.00	0.00%	0.00%	0.00%	0.00%	0.00%	0.00%	0.00%	0.00%
			1,949.00	0.00	0.00%	0.00%	1,849.00	100.00%	1,512.00	19.00	0.00	0.00	253.50	164.50	418.00	21.45%	350.50	17.98%
			19.00	0.00	0.00%	0.00%	19.00	100.00%	19.00	0.00	0.00	0.00	0.00	0.00	0.00	0.00%	0.00%	0.00%
			1,930.00	0.00	0.00%	0.00%	1,930.00	100.00%	1,512.00	0.00	0.00	0.00	253.50	164.50	418.00	21.66%	350.50	18.16%

Reporting from 07/01/2014 to 10/31/2017

Project Name	Company Name	Trade Description	Total Hours Worked	Total Apprentices	NJ	NJ %	PA	PA %	Caucasian/White	Other	American Indian	Asian Pacific Islander	Black/African American	Latino/Hispanic	Total Minorities	Minority %	Women %	New Hires
Project Name	Company Name	Trade Description	Total Hours Worked	Total Apprentices	NJ	NJ %	PA	PA %	Caucasian/White	Other	American Indian	Asian Pacific Islander	Black/African American	Latino/Hispanic	Total Minorities	Minority %	Women %	New Hires
T-666A PKF - SFB Replacement Project Construction for PA North Walls	Green Valley Landscaping, Inc.	LANDSCAPE LABORER	5,738.00	1.00	4,316.00	75.23%	1,413.00	24.63%	4,468.00	154.00	0.00	0.00	884.00	32.00	616.00	10.74%	241.50	4.21%
	PKF-Mark III, Inc.	HEAVY & GENERAL LABORERS	138.00	0.00	0.00	0.00%	138.00	100.00%	138.00	0.00	0.00	0.00	0.00	0.00	0.00	0.00%	0.00%	0.00%
		OPERATING ENGINEER	16.00	0.00	0.00	0.00%	16.00	100.00%	16.00	0.00	0.00	0.00	0.00	0.00	0.00	0.00%	0.00%	0.00%
	Work Zone Contractors, LLC	HEAVY & GENERAL LABORERS	4,455.50	0.00	4,166.50	93.51%	289.00	6.49%	3,839.50	0.00	0.00	0.00	564.00	32.00	616.00	13.83%	241.50	5.42%
			1,111.50	0.00	132.50	11.92%	970.00	87.27%	1,111.50	0.00	0.00	0.00	0.00	0.00	0.00	0.00%	0.00%	0.00%
			17.00	1.00	17.00	100.00%	0.00%	0.00%	17.00	0.00	0.00	0.00	0.00	0.00	0.00	0.00%	0.00%	0.00%
Project Name	Company Name	Trade Description	Total Hours Worked	Total Apprentices	NJ	NJ %	PA	PA %	Caucasian/White	Other	American Indian	Asian Pacific Islander	Black/African American	Latino/Hispanic	Total Minorities	Minority %	Women %	New Hires
T-668A TRUMBULL 1 & 2 New Jersey - SFB Replacement Project	ABC Construction Co., Inc.	TRUCK DRIVER	41,765.25	627.50	12,403.75	71.34%	11,624.00	25.97%	31,850.25	6,703.00	0.00	4.50	4,138.00	2,005.50	6,152.00	13.74%	4,385.00	9.80%
	ALLIANCE LANDSCAPING INC.	HEAVY & GENERAL LABORERS	4,467.25	0.00	280.50	6.28%	4,186.75	93.72%	4,451.25	0.00	0.00	0.00	0.00	16.00	16.00	0.36%	0.00%	0.00%
		OPERATING ENGINEER	581.00	0.00	581.00	100.00%	0.00%	0.00%	443.00	0.00	0.00	0.00	26.00	112.00	138.00	23.75%	0.00%	0.00%
	Amour & Sons Electric, Inc.	ELECTRICIAN	10.00	0.00	10.00	100.00%	0.00%	0.00%	10.00	0.00	0.00	0.00	0.00	0.00	0.00	0.00%	0.00%	0.00%
	Delta Line Construction Co.	HEAVY & GENERAL LABORERS	197.00	0.00	0.00	0.00%	197.00	100.00%	197.00	0.00	0.00	0.00	0.00	0.00	0.00	0.00%	0.00%	0.00%
			1,823.50	0.00	1,222.50	67.04%	601.00	32.96%	1,823.50	0.00	0.00	0.00	0.00	0.00	0.00	0.00%	0.00%	0.00%
			1,654.00	293.00	1,654.00	100.00%	0.00%	0.00%	1,654.00	0.00	0.00	0.00	0.00	0.00	0.00	0.00%	0.00%	0.00%
			722.00	0.00	722.00	100.00%	0.00%	0.00%	722.00	0.00	0.00	0.00	0.00	0.00	0.00	0.00%	0.00%	0.00%
			562.00	0.00	550.00	97.86%	12.00	2.14%	562.00	0.00	0.00	0.00	0.00	0.00	0.00	0.00%	0.00%	0.00%
	LB Construction Enterprises, Inc.	Truck Driver	1,880.00	48.00	1,374.50	73.11%	451.50	24.02%	1,299.00	0.00	0.00	0.00	238.50	342.50	581.00	30.90%	0.00%	0.00%
	M.L. RUBERTON CONSTRUCTION CO., INC.	HEAVY & GENERAL LABORERS	44.00	0.00	44.00	100.00%	0.00%	0.00%	24.00	0.00	0.00	0.00	0.00	20.00	20.00	45.45%	0.00%	0.00%
		OPERATING ENGINEER	20.00	0.00	20.00	100.00%	0.00%	0.00%	8.00	0.00	0.00	0.00	0.00	12.00	12.00	60.00%	0.00%	0.00%
		Truck Driver	4.00	0.00	4.00	100.00%	0.00%	0.00%	4.00	0.00	0.00	0.00	0.00	0.00	0.00	0.00%	0.00%	0.00%
	Stanola Contracting Company	ASPHALT LABORERS	363.00	0.00	335.50	92.42%	27.50	7.58%	183.00	0.00	0.00	0.00	152.50	27.50	180.00	49.59%	128.50	35.40%
		HEAVY & GENERAL LABORERS	10.50	0.00	10.50	100.00%	0.00%	0.00%	10.50	0.00	0.00	0.00	0.00	0.00	0.00	0.00%	10.50	100.00%

Reporting from 07/01/2014 to 10/31/2017

Project Name	Company Name	Trade Description	Total Hours Worked	Total Apprentices	NJ	NJ %	PA	PA %	Caucasian/White	Other	American Indian	Asian Pacific Islander	Black/African American	Latino/Hispanic	Total Minorities	Minority %	Women %	New Hire
T-668A THUNBELL Pennsylvania SFB Bridge Replacement Project	Trumbull Corporation	OPERATING ENGINEER	132.50	0.00	105.00	79.23%	27.50	20.75%	132.50							0.00%	28.00	21.13%
		Carpenter	1,219.50	0.00	675.00	55.35%	345.00	28.29%	1,219.50							0.00%	491.50	40.30%
		HEAVY & GENERAL LABORERS	9,519.00	0.00	7,225.50	75.91%	2,293.50	24.09%	3,412.50	4,361.50			1,201.50	543.50	1,745.00	18.33%	1,115.00	11.71%
		OPERATING ENGINEER	16,931.50	286.50	13,400.50	79.15%	3,063.50	18.09%	14,118.50	2,401.50		8.50	312.50	90.50	411.50	2.43%	2,570.50	15.18%
	W.R. Burnett, Inc.	Truck Driver	1,605.00	0.00	1,580.50	98.47%	8.00	0.50%	781.50				823.50		823.50	51.31%		0.00%
		TRUCK DRIVER	2,160.50	0.00	1,749.75	80.99%	410.75	19.01%					2,160.50		2,160.50	100.00%		0.00%
	Work Zone Contractors, LLC	HEAVY & GENERAL LABORERS	684.00	0.00	604.00	100.00%		0.00%	557.50				46.50		46.50	7.70%	41.00	6.79%
		PAINTER	187.00	0.00	187.00	100.00%		0.00%	187.00							0.00%		0.00%
	ZONE STRIPING INC.		68.00	0.00	68.00	100.00%		0.00%	50.00				18.00		18.00	26.47%		0.00%
T-668A THUNBELL Pennsylvania SFB Bridge Replacement Project	ABC Construction Co., Inc.	TRUCK DRIVER	43,489.75	0.00	6,336.25	14.34%	36,671.50	84.32%	35,635.50	1,480.00	707.50	8.00	4,140.75	2,128.00	6,984.25	16.06%	4,171.50	9.59%
			3,868.25	0.00	313.00	8.09%	3,555.25	91.91%	3,726.25				17.50	124.50	142.00	3.67%		0.00%
		OPERATOR	12.00	0.00		0.00%	12.00	100.00%	12.00							0.00%		0.00%
		LABORER	25.00	0.00		0.00%	25.00	100.00%	25.00							0.00%		0.00%
	BUSTLETON SERVICES INC.	LANDSCAPE LABORER	69.50	0.00		0.00%	69.50	100.00%	37.50				32.00		32.00	46.04%		0.00%
		Diamond Household Appliances Construction Corp.	Abatement	156.00	0.00		0.00%	156.00	100.00%	56.00			100.00		100.00	64.10%		0.00%
	Haines & Kibblesome, Inc.	LABORER	427.00	0.00		0.00%	427.00	100.00%	427.00							0.00%		0.00%
		OPERATOR	311.25	0.00		0.00%	311.25	100.00%	248.75					64.50	64.50	20.59%		0.00%
		IRON WORKER	36.00	0.00	36.00	100.00%		0.00%	28.00			8.00			8.00	22.22%		0.00%
		CONSTRUCTION CO., INC.	LABORER	90.00	0.00	90.00	100.00%		20.50				8.00	61.50	69.50	77.22%		0.00%
	Pavilion Demolition Supply Co., Inc.	OPERATOR	45.50	0.00	45.50	100.00%		0.00%	24.50					21.00	21.00	46.15%		0.00%
		TRUCK DRIVER	27.00	0.00	27.00	100.00%		0.00%	11.00					16.00	16.00	59.26%		0.00%
	Supply Co., Inc.	OPERATOR	31.00	0.00		0.00%		0.00%	31.00							0.00%		0.00%
		REALLY Sweeping, Inc.	OPERATOR	93.25	0.00	15.75	16.89%	77.50	83.11%	77.00			16.25		16.25	17.43%		0.00%
	Trumbull Corporation	CARPENTER	3,479.00	0.00	189.00	4.87%	3,690.00	95.13%	3,879.00							0.00%	1,019.50	26.28%
		CEMENT MASON	16.00	0.00	8.00	50.00%	8.00	50.00%	16.00							0.00%	8.00	50.00%

Reporting from 07/01/2014 to 10/31/2017

Project Name	Company Name	Trade Description	Total Hours Worked	Total Apprentices	NJ	NJ %	PA	PA %	Caucasian / White	Other	American Indian	Asian Pacific Islander	Black / African American	Latino / Hispanic	Total Minorities	Minority %	Women	Women %	New Hires	
		DOCKBUILDER	3,622.50	0.00	982.00	27.11%	2,640.50	72.89%	3,555.00				67.50	67.50	1.86%	229.50	6.34%			
		PILE DRIVER	14,736.50	0.00	2,570.50	17.44%	11,615.00	78.82%	8,325.50	1,480.00			3,139.00	1,792.00	33.46%	1,073.50	7.28%			
		LABORER	12,458.50	0.00	937.00	7.52%	11,521.50	92.48%	11,191.00		707.50		560.00		10.17%	1,450.50	11.64%			
		OPERATOR	2,646.00	0.00	185.00	6.99%	2,461.00	93.01%	2,446.00						0.00%	363.50	13.74%			
		TRUCK DRIVER																		
	Work Zone Contractors, LLC	LABORER	768.50	0.00	668.50	86.99%	100.00	13.01%	536.00				232.50	232.50	30.25%	27.00	3.51%			
	ZONE STRIPING INC.	LABORER	169.00	0.00	169.00	100.00%		0.00%	152.50					16.50	9.76%		0.00%			
T-717A BRACY Millbrook-Montague Toll Bridge Salt Storage Building	Bracy Construction Inc.	LABORER	84.00	0.00	84.00	100.00%	84.00	100.00%	84.00	0.00	0.00	0.00	0.00	0.00	0.00%	0.00	0.00%	0.00%	0.00	
	Keytone Dirt Works, Inc.	LABORER	2.00	0.00		0.00%	2.00	100.00%	2.00						0.00%		0.00%	0.00%	0.00	
			82.00	0.00		0.00%	82.00	100.00%	82.00						0.00%		0.00%	0.00%	0.00	
TS-687A Carr & Duff Tower Trenton Toll Bridge Replacement of Signs and Lighting Elements	CARR & DUFF, INC	Electrician	1,071.00	271.00	19.00	1.77%	1,052.00	98.23%	1,053.00	0.00	0.00	0.00	0.00	18.00	1.68%	0.00	0.00%	0.00%	0.00	
		HEAVY & GENERAL LABORERS	806.00	271.00	1.00	0.12%	805.00	99.88%	806.00						0.00%		0.00%	0.00%	0.00	
		PAINTER	10.00	0.00	10.00	100.00%		0.00%						10.00	100.00%		0.00%	0.00%	0.00	
	Service Painting, Inc.																			
			255.00	0.00	8.00	3.14%	247.00	96.86%	247.00					8.00	8.00	3.14%		0.00%	0.00%	0.00

Project Name	Company Name	Trade Description	Total Hours Worked	Total Apprentices	NJ	NJ %	PA	PA %	Caucasian / White	Other	American Indian	Asian Pacific Islander	Black / African American	Latino / Hispanic	Total Minorities	Minority %	Women %	New Hires
TS-699A CARR & DUFF LOWER TRENTON TSH APPROACH TRAFFIC SIGNAL EQUIPMENT UPGRADES	CARR & DUFF, INC.	Trade Electrician HEAVY & GENERAL LABORERS	358.50	9.00	136.50	38.08%	222.00	61.91%	213.00	0.00	0.00	0.00	0.00	115.50	115.50	32.22%	0.00	0.00%
			243.00	9.00	21.00	8.64%	222.00	91.36%	243.00							0.00%		
			115.50	0.00	115.50	100.00%		0.00%						115.50	115.50	100.00%		0.00%

Reporting from 07/01/2014 to 10/31/2017

Delaware River Joint Toll Bridge Commission
Meeting of November 20, 2017

MINORITY, WOMEN AND SMALL BUSINESS ENTERPRISE PROGRAM OVERVIEW

The Delaware River Joint Toll Bridge Commission implemented a one-year Minority Business Enterprise (MBE) pilot program, with a 7% participation goal, and the Women Business Enterprise (WBE) pilot program with a 3% goal. These goals applied to consultants and contractors' participating in the Commission's Capital Program and were effective on September 1, 2008.

At its December 2008 Commission Meeting, the Commission revised the pilot program to specify a 25% Small Business Enterprise (SBE) goal to New Jersey assigned consultant contracts in lieu of the previously specified 7% MBE and 3% WBE goals.

At its December 2010 Commission Meeting, due to the success of the Commission's MWSBE Pilot Program, the Delaware River Joint Toll Bridge Commission adopted a resolution for permanent status of the Minority Business Enterprise (MBE) program, with a 7% participation goal, and the Women Business Enterprise (WBE) program with a 3% goal, and the Small Business Enterprise (SBE) program with a 25% goal. These goals apply to consultants and contractors' participating in the Commission's Capital Program.

The Contract Compliance Department continues to monitor, update and analyze the payments for the MWSBE diversity program.

<i>a)</i> PA Assigned Professional Services Contracts:	7% MBE and 3% WBE
<i>b)</i> No State Assigned Professional Services Contracts:	7% MBE and 3% WBE
<i>c)</i> Capital Plan Construction Contracts:	7% MBE and 3% WBE
<i>d)</i> NJ Assigned Professional Services Contracts:	25% SBE

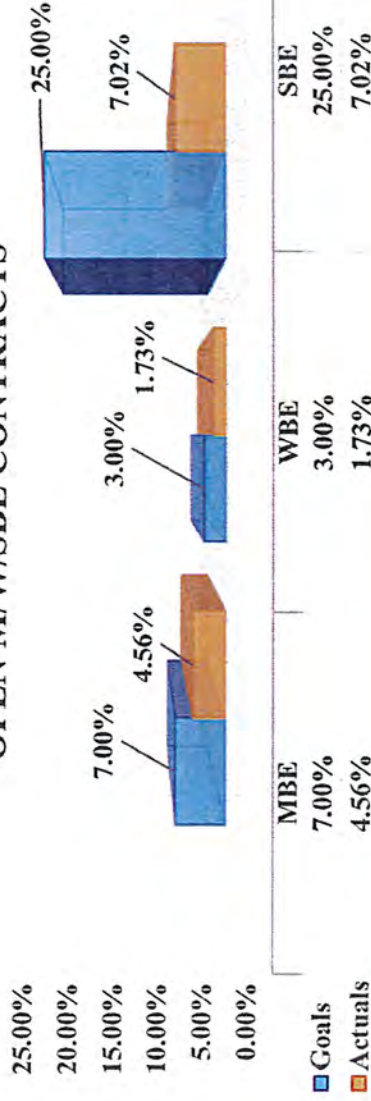
Numerous diversified businesses have benefited and continue to benefit from the Commission's previous M/W/SBE Program. The number of Contracts awarded during the MWSBE Program are as follows:

➤ Active Contracts:	11
➤ Completed Contracts:	66
➤ Total Capital Program Contracts:	77
➤ Total Number of Contractors:	133

As of July 1, 2014 projects fall into the status now commonly referred to as IBE (Identified Business Enterprise) with a projected target to be or to exceed 25% of the total project award amount.

M / W / SBE Monthly Report

OPEN M/W/SBE CONTRACTS



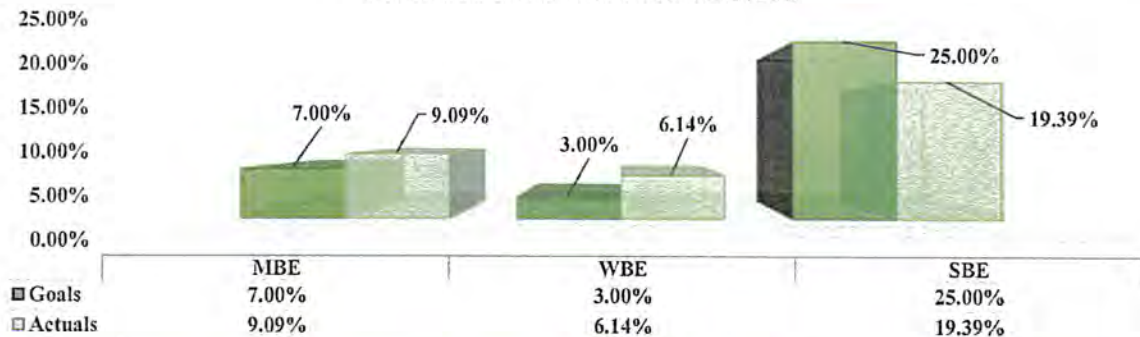
SUMMARY TOTALS					
M/WBE Summary Totals		MBE		WBE	
		ACTUAL	VALUE	ACTUAL	VALUE
SBE Summary Totals		4.56%	\$ 3,189,614.63	1.73%	\$ 574,177.82
				7.02%	\$ 224,004.41

CONTRACT NO.	CONTRACTOR / CONSULTANT	CONTRACT AWARD VALUE	MBE GOAL 7.0 %	MBE VALUE	WBE GOAL 3.0 %	WBE VALUE	SBE GOAL 25.0 %	SBE VALUE
C-502A	AECOM Transp.	\$ 30,397,000.00	4.34%	\$ 1,319,428.97	1.45%	\$ 487,360.19	-	-
C-628A	Dewberry	\$ 1,000,000.00	4.06%	\$ 40,585.66	4.88%	\$ 48,768.23	4.33%	\$ 43,294.17
C-627B	French & Parello	\$ 500,000.00		-		-		-
C-629A	Hill International	\$ 300,000.00		-		-	13.66%	\$ 40,993.70
C-556A	Pennoni Associates	\$ 389,614.63		-		-	12.88%	\$ 50,193.77
TTS-634AR	J. Fletcher Cramer	\$ 896,808.00	8.35%	\$ 74,885.53	0.42%	\$ 3,755.75		-
C-628B	Louis Berger Group	\$ 1,000,000.00		-		-	7.56%	\$ 75,584.81
C-549AR	Jacobs Engineering	\$ 452,128.22	7.91%	\$ 35,742.16	3.07%	\$ 13,866.11		-
C-599A	McCormick & Taylor	\$ 1,000,000.00		-	0.50%	\$ 5,000.00		-
C-629B	Michael Baker	\$ 500,000.00		-		-	2.79%	\$ 13,937.96
C-621A	Rummel Klepper & Kahl	\$ 500,000.00	8.79%	\$ 43,941.24	3.09%	\$ 15,427.54		-

Data represents payments made from the start of the MWSBE program up to 10/31/2017.

M / W / SBE Monthly Report

COMPLETED M/W/SBE CONTRACTS



SUMMARY TOTALS		MBE		WBE		SBE	
M/WBE Summary Totals	\$ 128,684,944.08	ACTUAL	VALUE	ACTUAL	VALUE	ACTUAL	VALUE
SBE Summary Totals	\$ 16,433,918.99	9.09%	\$ 11,702,579.34	6.14%	\$ 7,907,002.78	19.39%	\$ 3,185,920.49

CONTRACT NO.	CONTRACTOR / CONSULTANT	CONTRACT AWARD VALUE	MBE GOAL 7.0 %	MBE VALUE	WBE GOAL 3.0 %	WBE VALUE	SBE GOAL 25.0 %	SBE VALUE
DB-427B	A.P. Construction	\$ 4,356,866.00	10.00%	\$ 435,686.60	7.30%	\$ 318,051.22		\$ -
T/TS-573A	A.P. Construction	\$ 7,823,588.00	7.69%	\$ 601,633.92	4.92%	\$ 384,920.53		\$ -
T-440BR	A.P. Construction	\$ 4,608,295.33	11.70%	\$ 539,170.55	7.33%	\$ 337,788.05		\$ -
TTS-476A-2	A.P. Construction	\$ 3,511,153.06	7.20%	\$ 252,803.02	5.50%	\$ 193,113.42		\$ -
T-472A	Allied Painting	\$ 15,595,983.76	9.70%	\$ 1,512,810.42	15.00%	\$ 2,339,397.56		\$ -
C-443A	Ammann & Whitney	\$ 770,909.81	10.00%	\$ 77,090.98	14.00%	\$ 107,927.37		\$ -
C-445A	Ammann & Whitney	\$ 920,304.08	7.20%	\$ 66,261.89	3.20%	\$ 29,449.73		\$ -
T-474A	Bracy Contracting	\$ 2,660,000.00	6.05%	\$ 160,930.00	2.87%	\$ 76,342.00		\$ -
C-474A	Brinjac	\$ 287,603.87	8.00%	\$ 23,008.31	9.00%	\$ 25,884.35		\$ -
C-627A	Buchart Horn	\$ 132,374.35	0.00%	\$ -	0.00%	\$ -		\$ -
C-598A	Burns Group	\$ 408,272.00		\$ -		\$ -	8.00%	\$ 32,661.76
C-454A	Carroll Engineers	\$ 500,000.00	18.10%	\$ 90,500.00	5.90%	\$ 29,500.00		\$ -
C-543A	Cherry Weber	\$ 612,233.00		\$ -		\$ -	28.30%	\$ 173,261.94
C-639A	Cherry Weber	\$ 401,455.40	18.10%	\$ 72,663.43	5.90%	\$ 23,685.87		\$ -
T-498A	Cornell & Co.	\$ 1,999,015.22	9.30%	\$ 185,908.42	6.30%	\$ 125,937.96		\$ -
T-554A	Dayspring Electric	\$ 232,117.66	0.00%	\$ -	0.00%	\$ -		\$ -
C-454B	French & Parello	\$ 500,000.00		\$ -		\$ -	17.00%	\$ 85,000.00
C-453A	Gannett Fleming	\$ 1,000,000.00	5.33%	\$ 53,300.00	0.87%	\$ 8,700.00		\$ -
C-598B	Gannett Fleming	\$ 367,353.90		\$ -		\$ -	8.95%	\$ 32,878.17
C-566A	Greenman Pedersen	\$ 350,675.02	9.54%	\$ 33,464.64	0.83%	\$ 2,924.37		\$ -
C-599B	Greenman Pedersen	\$ 1,000,000.00		\$ -		\$ -	4.00%	\$ 40,000.00
CM-437A	Greenman Pedersen	\$ 2,559,020.59		\$ -		\$ -	19.50%	\$ 499,009.02
CM-440B	Greenman Pedersen	\$ 753,336.71		\$ -		\$ -	17.64%	\$ 132,888.60
T-441A	H & G Contractors	\$ 1,586,698.00	6.60%	\$ 104,722.07	1.57%	\$ 24,911.16		\$ -
C-530A	Hill International	\$ 400,000.00	2.50%	\$ 10,000.00	0.00%	\$ -		\$ -
CM-427B	Hill International	\$ 629,749.00		\$ -		\$ -	13.60%	\$ 85,645.86
CM-447B	Hill International	\$ 973,401.52	4.10%	\$ 39,909.46	2.10%	\$ 20,441.43		\$ -
CM-442A	Hill International	\$ 319,826.73		\$ -		\$ -	25.14%	\$ 80,404.44
CM-573A	Hill International	\$ 1,038,384.48	6.20%	\$ 64,379.84	5.80%	\$ 60,226.30		\$ -
T-506A	HRI	\$ 13,727,411.69	7.17%	\$ 984,255.42	2.91%	\$ 399,467.68		\$ -
TS-505A	IEW	\$ 661,352.00	55.00%	\$ 363,743.60	8.93%	\$ 59,058.73		\$ -
DB-563A	J. Fletcher Creamer	\$ 1,283,717.00	15.00%	\$ 192,557.55	4.00%	\$ 51,348.68		\$ -
T-437A	J.D. Eckman	\$ 24,412,321.90	7.48%	\$ 1,826,041.68	3.04%	\$ 742,134.59		\$ -
TS-442A	James A. Anderson	\$ 2,149,268.62	6.30%	\$ 135,403.92	1.30%	\$ 27,940.49		\$ -
TS-443A	James A. Anderson	\$ 2,461,975.00	0.00%	\$ -	6.10%	\$ 150,180.48		\$ -
T-543A	James D. Morrissey	\$ 6,683,640.40	4.80%	\$ 320,814.74	8.64%	\$ 577,466.53		\$ -
CM-444A	JMT	\$ 905,196.00	9.50%	\$ 85,993.62	2.80%	\$ 25,345.49		\$ -
CM-506A	JMT	\$ 1,459,000.00	7.65%	\$ 111,613.50	2.40%	\$ 35,016.00		\$ -
CM-543A	JMT	\$ 752,729.58		\$ -		\$ -	30.60%	\$ 230,335.25
C-506A	KS Engineers	\$ 1,156,622.33	63.38%	\$ 733,067.23	13.44%	\$ 155,450.04		\$ -
TTS-476A-1	Kyle Conti	\$ 4,128,641.00	0.09%	\$ 3,715.78	9.00%	\$ 371,577.69		\$ -
DB-562A	M.L. Ruberton	\$ 344,492.68	8.30%	\$ 28,592.89	3.80%	\$ 13,090.72		\$ -
T-475A	Miniscalco	\$ 68,229.51	2.25%	\$ 1,535.16	1.20%	\$ 818.75		\$ -

Data represents payments made from the start of the MWSBE program up to the completion of each referenced contract's end date.

*Highlighted categories indicates the Prime met or exceeded the target.

SUMMARY TOTALS		MBE		WBE		SBE	
M/WBE Summary Totals	\$ 128,684,944.08	ACTUAL	VALUE	ACTUAL	VALUE	ACTUAL	VALUE
SBE Summary Totals	\$ 16,433,918.99	9.09%	\$ 11,702,579.34	6.14%	\$ 7,907,002.78	19.39%	\$ 3,185,920.49

CONTRACT NO.	CONTRACTOR / CONSULTANT	CONTRACT AWARD VALUE	MBE GOAL 7.0 %	MBE VALUE	WBE GOAL 3.0 %	WBE VALUE	SBE GOAL 25.0 %	SBE VALUE
TS-445A	Neshaminy Contractors	\$ 6,285,926.10	16.90%	\$ 1,062,321.51	2.70%	\$ 169,720.00	\$ -	-
TS-447B	Neshaminy Contractors	\$ 8,955,586.24	8.60%	\$ 770,180.42	2.58%	\$ 231,054.12	\$ -	-
C-437B	Parsons Brinkerhoff	\$ 2,254,674.00		\$ -		\$ -	22.54%	\$ 508,203.52
C-437A	Pennoni Associates	\$ 764,181.39		\$ -		\$ -	24.00%	\$ 183,403.53
C-455B	Remington & Vernick	\$ 400,000.00		\$ -		\$ -	2.49%	\$ 9,960.00
TS-444A	Road-Con	\$ 7,814,850.68	4.87%	\$ 380,583.23	0.31%	\$ 24,226.04	\$ -	-
T-639A	Road-Con	\$ 3,324,313.00	0.00%	\$ -	13.90%	\$ 462,079.51	\$ -	-
T-624A	Sparwick	\$ 874,601.00	7.60%	\$ 66,469.68	0.75%	\$ 6,559.51	\$ -	-
C-440B	Stantec	\$ 728,011.79	4.75%	\$ 34,580.56	2.80%	\$ 20,384.33	\$ -	-
C-440A	Stantec	\$ 405,011.03	4.80%	\$ 19,440.53	6.60%	\$ 26,730.73	\$ -	-
C-600A	STV	\$ 800,000.00		\$ -		\$ -	12.60%	\$ 100,800.00
CM-472A	STV	\$ 1,728,385.40		\$ -		\$ -	23.80%	\$ 411,355.73
CM-474A	STV	\$ 291,172.17	0.00%	\$ -	0.00%	\$ -	\$ -	-
C-538A	STV	\$ 500,000.00	1.25%	\$ 6,250.00	31.20%	\$ 156,000.00	\$ -	-
CM-443A	STV	\$ 204,152.63	16.75%	\$ 34,195.57	11.00%	\$ 22,456.79	\$ -	-
CM-445A	STV	\$ 682,064.44		\$ -		\$ -	26.00%	\$ 177,336.75
CM-498A	STV	\$ 571,665.66	12.00%	\$ 68,599.88	2.40%	\$ 13,719.98	\$ -	-
C-453B	T & M Associates	\$ 1,000,000.00		\$ -		\$ -	18.90%	\$ 189,000.00
C-07-11	Transystems	\$ 747,493.55		\$ -		\$ -	21.05%	\$ 157,347.39
C-447B	Transystems	\$ 666,016.64	8.00%	\$ 53,281.33	2.00%	\$ 13,320.33	\$ -	-
CM-476A	Trunbull	\$ 699,250.00	13.60%	\$ 95,098.00	6.10%	\$ 42,654.25	\$ -	-
C-505A	Urban Engineers	\$ 154,598.70		\$ -		\$ -	36.50%	\$ 56,428.53

Data represents payments made from the start of the MWSBE program up to the completion of each referenced contract's end date.

*Highlighted categories indicates the Prime met or exceeded the target.

DELAWARE RIVER JOINT TOLL BRIDGE COMMISSION

Meeting of November 20, 2017

COMMUNICATIONS

The following Pages reflect the reports on those items assigned to the Communications Department. Each item is reported separately and page numbered accordingly.

DELAWARE RIVER JOINT TOLL BRIDGE COMMISSION

Meeting of November 20, 2017

**OPERATIONS INDEX
FOR
COMMUNICATIONS**

SUBJECT	DESCRIPTION	PAGE NUMBER
Communications	Status Report Month of October 2017	1-4

DELAWARE RIVER JOINT TOLL BRIDGE COMMISSION
Meeting of November 20, 2017

COMMUNICATIONS REPORT
October 2017

• **COMMISSION AWARENESS EFFORTS:**

Trenton Bridges Program – Conducted research and compiled photographs and other materials for slide program on southerly bridges for early November presentation to the Trenton Women's Club. Some of the materials stems from the free bridges movement article that is being drafted for the 2016 annual report. Some of the materials also may be used in a feature video on the current light replacement project at the Lower Trenton Bridge as well as annual reports. Much of the presentation also may be used in a possible future presentation for the Delaware River Greenway Partnership.

Scudder Falls Bridge Replacement Project Logo – Worked closely with the executive director, engineering and the public involvement consultants to update and revise a new project logo. The new logo will feature the new bridge as a central component. Also, the logo will be used as core element of the project website redesign and various other work products, such as stationery and press release. The new logo will be much easier to read and will be a fresh design compared to the project's prior oval logo, which was hard to read and did not depict an actual bridge. After meetings, phone conferences, and reviews, a final logo design was settled upon for deliver in November.

Scudder Falls Bridge Replacement Project Awareness --The new Archived monthly construction reports were added to the home page of the project website, www.scudderfallsbridge.com. A feature photo was periodically changed to further highlight the ongoing progress of bridge construction. Continued the weekly regimen of drafting weekly travel advisories sent to area news outlets and corresponding postings on the DRJTBC website and the Scudder Falls project website. The travel advisory is further distributed via Facebook through primary outlets in Lower Makefield and Ewing. Also on a weekly basis, a travel alert was posted on drjtbc.org, travel and construction updates were posted on the home page of scudderfallsbridge.com. Additionally, the I-95 travel segment schedule was posted on NJ511, which also could be accessed by PA511 and DVRPC use. Finally, working with the public involvement team, responses were drafted or edited to various phone and email inquiries.

Free Bridge Movement – Conducted further research for an article and future presentations about the late 19th century- early 20th century free bridge movement that led to the public acquisition of toll-supported bridges currently owned and operated by the DRJTBC. A detailed article on this topic will be a featured focus of the Commission's annual report. A slide program also will be compiled for delivery to select audiences in our service area.

DELAWARE RIVER JOINT TOLL BRIDGE COMMISSION
Meeting of November 20, 2017

• **MEDIA RELATIONS:**

Hot Topics: Award of Milford-Montague salt storage barn contract; Scudder Falls Bridge Replacement Project travel restriction; Washington Crossing park photo contest; tardy flag lowering by Town of Phillipsburg; PA's Delaware Canal towpath closure for SFB project; Lumberville-Raven Rock bridge painting in local show; Milford (NJ) Historical Society walking tour; article on Milford, N.J. history; Lambertville-New Hope Halloween plans; federal tax money for proposed science center in Easton, PA.; Phillipsburg council president (Todd Tersigni) hired to entry-level maintenance job at the Bridge Commission; various E-Bay posts on Commission toll tokens; Scudder Falls Bridge mention in Bucks County Courier Times column on an old murder; Commission Chief Engineer Roy Little receives prestigious Eagle Award.

- **COMMUNITY AFFAIRS:** (Please refer to Community Affairs report)
Edited various draft communications.

INTERNAL/EXTERNAL COMMUNICATIONS

- The Commission website recorded 10,925 sessions (visits) in October. This is an increase over September, when 9,530 sessions were recorded and a reduction from October 2016, when there were 12,978 sessions (former website).
- Issued 13 press releases/travel advisories in October. All were related to either the Scudder Falls Bridge Replacement Project or the I-78 Bridges and Approach Slabs Rehabilitation Project.
- Attended meeting on design of new Scudder Falls administration building.
- Established a toll rates icon and link on the DRJTBC website home page. This complements the toll rates page links that were added to each of the seven toll bridge pages.
- Corresponded with organizer Brandi Granett of the Delaware River Mill Society (Prallsville Mill, Stockton, NJ) to set at June 2018 presentation date on the history of the New Hope-Lambertville Bridge. Drafted descriptive paragraph for event organizer.
- Worked with operations and E-ZPass department to address/correct overcharges for a pickup truck/trailer owner in Hopewell, NJ.
- Provided interviews on Scudder Falls Bridge-related closures of the Delaware Canal towpath to Philadelphia-based website reporter for the Clean Air Council.
- Drafted informational press release on a prolonged closure of the Delaware & Raritan Canal Towpath; personally distributed to targeted towpath users/interest groups and key publications. Also posted – and later removed – official notice posters at major canal access points between Lambertville and Trenton.
- Responded to bicyclist inquiry on Scudder Falls project.
- Conducted extensive bridge photo and news archive search in the Trentoniana room of the Trenton Public Library; additional visits will be undertaken to chronicle materials that are not currently part of the Commission historical archives.
- Attended meeting on the Commission's draft 2017-18 Capital Budget.

DELAWARE RIVER JOINT TOLL BRIDGE COMMISSION

Meeting of November 20, 2017

- Visited New Jersey state archives to examine and photograph toll collector's ledger from the former Trenton City Bridge, the covered wooden predecessor to the current iron Calhoun Street Bridge.
- Forwarded bicyclist response letter to Community Affairs director for possible use/guidance.
- Posted RFP for OPEB financial consultant as per Chief Financial Officer.
- Processed outstanding Bellevue Communications Group billing from earlier in the year.
- Participated in Webex meeting on new project logo.
- Compiled SFB progress reports and photos and sent via Hightail to Stokes Creative Group website consultant.
- Fixed Lower Trenton Bridge and Milford Montague Toll Bridge teardrop map location on website.
- Shared historic Lower Trenton photos with engineering department staff.
- Provided trestle causeway construction progress photographs with Scudder Falls public involvement consultant.
- Attended Bondlink teleconference.
- Post E-ZPass service disruption item.
- Researched Pike County free bridges movement and advocates of the early 1900s.
- Fielded phone call from New York choreographer regarding potential filming of a dance troupe on a Commission bridge; referred to District I superintendent.
- Participated in conference call with McCormick Taylor and Pennsylvania Turnpike representatives regarding pre- and post-AET advertising efforts for the I-95/Turnpike interchange and the Delaware River Bridge.
- Update webpage for I-78 Bridges and Approach Slabs Rehabilitation Project, addressing weekend closure periods and other issues.
- Attended budget meeting at Trenton-Morrisville board room.
- Provided informational responses to Easton Express-Times reporter Steve Novak regarding new Commission maintenance worker who also serves on Phillipsburg council.
- Reviewed draft media inquiry response from Jim Petrino; recommended changes.
- Sent Level III traffic study and 2017 "dustoff" to Bellevue Communications for purposes of providing some demographic data for use in prospective media plan for rollout and implementation of all-electronic tolling at the Scudder Falls Replacement Bridge in 2019.
- Attended presentation on Delaware and Raritan Canal in Hopewell Township given by officer of the Canal Watch organization.
- Reviewed wireframe and home page scenarios for redesigned Scudder Falls Bridge Replacement Project website and recommended a variety of changes. The redesign is part of the Public Involvement contract and is being undertaken to shift the focus of the website away from project background to an emphasis on construction progress and tolling implementation.

DELAWARE RIVER JOINT TOLL BRIDGE COMMISSION

Meeting of November 20, 2017

- Corresponded with New Jersey's Office of Legislative Services library for copies of bill and legislative acts regarding the free bridge movement of the early 1900s.
- Attended kickoff meeting for educational video about the lighting replacement project for the Lower Trenton Bridge's iconic "Trenton Makes The World Takes" sign.
- Fixed Stockton identification on website bridge locator map.
- Copied and distributed Facebook post on illegal crossing of tractor-trailer that became stuck on the canal bridge near the Riegelsville Bridge on Oct. 23.
- Reviewed prospective webpage for the upcoming New Hope-Lambertville Toll Bridge floor replacement project with engineer W. Michael Cane.
- Provided an assortment of historic Lower Trenton photos to Stokes Creative Group for possible use in video.
- Submitted availability poll for August 2018 I-295 designation.
- Provided responses to website inquiries on value, status of Commission's old toll tokens.
- Renewed Meltwater media tracking subscription at a two-year rate.
- Provided photographs and memorabilia to Frame Shop in Lambertville for two commemorative gifts regarding the 2013 Lumberville-Raven bridge rededication.
- Conducted thorough review of Morrisville Public Library's available bridge history materials.
- Corresponded with new MidJersey Chamber of Commerce editor Marc Schwarz regarding the Lower Trenton Bridge sign project and his chamber's history of involvement with the sign; requested archive materials.
- Compiled Morrisville historic site photos for possible use in video and presentations.
- Posted and removed various travel/operational alerts on the Commission website.
- Posted various corrections on Facebook posts concerning Commission bridge crossings, operations and projects.
- Fixed photo alignments in upcoming bridges presentation.
- Met with Alex Styer to discuss elements of Scudder Falls all-electronic tolling advertising/public information rollout campaign.
- Sent email inquiries to local historians in Morrisville and Trenton.
- Reissued request to Facebook for removal of "franchise broker" description in about section of Commission's Facebook page.
- Contacted Carol Kuronya of Trenton Women's Club and Fred Hoffman of NJEA for pre-presentation access to video display equipment.

DELAWARE RIVER JOINT TOLL BRIDGE COMMISSION

Meeting of November 20, 2017

**OPERATIONS INDEX
FOR
COMMUNITY AFFAIRS**

SUBJECT	DESCRIPTION	PAGE NUMBER
Community Affairs	Status Report Month of October 2017	1-2

DELAWARE RIVER JOINT TOLL BRIDGE COMMISSION
Meeting of November 20, 2017

Community Affairs Report

October 2017

The following Community Affairs activity took place during October 2017:

Scudder Falls Public Involvement

Assisted in review and response to messages received via the Commission and Scudder Falls project websites, as appropriate. We received a few emails and phone calls concerning construction noise. Contractor was agreeable in adjusting schedule for late night activities when appropriate and feasible. Also received a complaint concerning accumulation of mud across Rt. 32/River Road. Mud was not present at subsequent site visit.

Prepared and distributed notices of closure of the canal towpaths on both Pennsylvania and New Jersey sides. Also made personal notification to known cycling commuter.

Interstate 78 Bridges and Approach Rehabilitation Project

Conferred with Project Engineer in response to one customer concern regarding vehicular speed in the construction area and storage of construction equipment.

Easton-Phillipsburg events

Attended final planning meeting for pork roll festival in Phillipsburg. This event, as well as the subsequent garlic festival in Easton, resulted in no significant delays or disruption to bridge traffic, with all lanes of the bridge remaining open.

DELAWARE RIVER JOINT TOLL BRIDGE COMMISSION
Meeting of November 20, 2017

Workplace Safety meeting and calendar

Attended the Workplace Safety meeting and facility audit at Delaware Water Gap. Met with committee secretary Stacey Wilson to begin compilation of images and information for the 2018 calendar.

Commission Newsletter

Attended several commission events (Employee Appreciation luncheons, boat safety training) to gather content for Fall River Currents newsletter, to be completed and distributed in November.

Misc. Customer relations

Handled miscellaneous requests from customers regarding toll charges, E-ZPass violation disputes, emergency vehicles, etc, referring to proper department as appropriate.

DELAWARE RIVER JOINT TOLL BRIDGE COMMISSION

Meeting of November 20, 2017

ENGINEERING

The following Pages reflect the reports on those items assigned to the Engineering Department. Each item is reported separately and page numbered accordingly.

DELAWARE RIVER JOINT TOLL BRIDGE COMMISSION

Meeting of November 20, 2017
PROJECT STATUS REPORT

FACILITY	PM/PAM	CONTRACT DESCRIPTION	PAGE NO.
Trenton-Morrisville Toll Bridge	WMC/RFM	Bar7 Structural Analyses <ul style="list-style-type: none"> Task Order Assignment, C-715A-2 	1
Lower Trenton Toll Supported Bridge	CTH/RWL	Trenton Makes Sign <ul style="list-style-type: none"> Replacement of Sign, Design, C-628A-7 Construction Management, C-703A-1 Promotional Video, C-703A-2 Construction, TS-687A	1-2
	CAS/RWL	NJ Approach Traffic Signal Upgrades <ul style="list-style-type: none"> Design Contract C-627B-4 	2
	VMF/CAS	<ul style="list-style-type: none"> Construction Contract, TS-699A 	2-3
Scudder Falls Toll Supported Bridge	KMS/RWL	Scudder Falls Bridge Replacement Project <ul style="list-style-type: none"> Final Design Services, Contract C-660A Construction Contract, T-668A 	3-4
	CTH/KMS	<ul style="list-style-type: none"> Construction Management, CM-669A 	4
	CLR/KMS	<ul style="list-style-type: none"> Construction Inspection, PA Approaches, CI-671A Construction Inspection, Main River, CI-672A 	4-5
	VMF/CLR/KMS	<ul style="list-style-type: none"> Construction Inspection, NJ Approaches, CI-673A 	5
	KMS/RWL	DMC Services for Construction of the SFB Project <ul style="list-style-type: none"> Oversight of Final Design, C-502A-2I 	5-6
	CLR/KMS	PA Noise Walls <ul style="list-style-type: none"> Construction Management, CM-664A 	6
	CTH/KMS	Public Involvement Services <ul style="list-style-type: none"> Design Contract, C-662A 	7
	KMS/RWL	Capital Program Management Consultant (CPMC) & Design Management Consultant (DMC) Services for the I-95/Scudder Falls Bridge Improvement Project <ul style="list-style-type: none"> CPMC Services 2016, C-502A-1L 	7-8
	VMF/CLR/KMS	Interim Deck Repairs <ul style="list-style-type: none"> Construction Contract TS-677A 	8
New Hope-Lambertville Toll Bridge	CAS/RWL	Commission Administration Building at Scudder Falls <ul style="list-style-type: none"> Design Contract, C-707A 	8-9
	WMC/RFM	Floor System Rehabilitation <ul style="list-style-type: none"> Design Services, C-702B-2 	9
I-78 Toll Bridge	RJZ/RWL	I-78 Toll Bridge Maintenance Garage <ul style="list-style-type: none"> Preliminary, Final, & Post Design Services, C-508A Code Compliance Plan Review and Inspections, C-696A-1 Construction Management Services, CM-508A Construction Contract, T-508A 	9-11

Notes: Facilities are listed South to North

The first set of initials indicate the Project Manager and the second set of initial indicate the Program Area Manager

Project Manager Legend

WMC – M. Cane
CTH – C. Harney

RSL – R. Luciani
VMF – V. Fischer

Program Area Manager Legend

KMS – K. Skeels
CAS – C. Stracciolini
RFM – Ronald Mieszkowski

RJZ – R. Zakharia
RLR – R. Rash
CLR – C. Rood

DELAWARE RIVER JOINT TOLL BRIDGE COMMISSION

Meeting of November 20, 2017
PROJECT STATUS REPORT

FACILITY	PM/PAM	CONTRACT DESCRIPTION	PAGE NO.
I-78 Toll Bridge	VMF/CTH/KMS	I-78 Bridges and Approach Slab Rehabilitation <ul style="list-style-type: none"> Design Contract, C-644A Construction Management/Inspection, CM-644A Construction, T-644A 	11-12
	VMF/CTH/KMS	Restriping of the Merge Lanes Exiting the Toll Plaza <ul style="list-style-type: none"> Design Contract, C-628A-8 	12
Easton-Phillipsburg Toll Bridge	CTH/RWL	Salt Storage Facility <ul style="list-style-type: none"> Concept Study, C-702B-1 	13
Milford-Montague Toll Bridge	CTH/RWL	Salt Storage Facility <ul style="list-style-type: none"> Design, C-702B-4 Construction Management, C-703A-3 Construction, T-717A 	13-14
Multiple Facilities and/or Commission-Wide	JRB/RFM	Approach Roadway Improvements at the Centre Bridge-Stockton, New Hope-Lambertville, and Uhlerstown-Frenchtown Toll Supported Bridges <ul style="list-style-type: none"> Design, C-715A-1 	14
	RJZ/RWL	Phase 1 Toll Collection Counting Facilities - District 2 & 3 <ul style="list-style-type: none"> Preliminary, Final & Post Design Services, C-696B-1 	14-15
	WMC/RWL	Electronic Surveillance/ Detection System <ul style="list-style-type: none"> ESS Maintenance Contract, DB-575A 	15
	WMC/RWL	Wireless Video Network Specification & Peer Review <ul style="list-style-type: none"> Design Contract, C-621A-5 	15
	CAS/RWL	Electronic Toll Collection <ul style="list-style-type: none"> Customer Service Center/Violation Processing Center Project, DB-584A 	15
	CAS/RSL	<ul style="list-style-type: none"> Traffic Count Program Upgrade, DR-550A 	16
	CAS/RWL	Electronic Toll Collection System Replacement <ul style="list-style-type: none"> Design, Build, and Maintain, DB-540A Design, Build, and Maintain, TO-540A White Paper, C-701A-2 Toll System Performance Review and Audit/Operational Assessment, C-701A-3 Toll Plaza LED Sign Installation & Integration, C-701A-4 	16-17
	CAS/RWL	Level 3 Investment Grade Traffic & Revenue Forecasts <ul style="list-style-type: none"> C-549AR 	17
	RFM/RWL	Bridge Monitoring System <ul style="list-style-type: none"> Design for Select Bridges, C-628B-6 	18
	RJZ/RWL	Buildings & Facilities Energy Conservation Measures <ul style="list-style-type: none"> Preliminary, Final & Post Design Services, C-657A-3 	18-19

Notes: Facilities are listed South to North

The first set of initials indicate the Project Manager and the second set of initial indicate the Program Area Manager

Project Manager Legend

WMC – M. Cane
CTH – C. Harney

RSL – R. Luciani
VMF – V. Fischer

Program Area Manager Legend

KMS – K. Skeels
CAS – C. Straccioli
RFM – Ronald Mieszkowski

RJZ – R. Zakharia
RLR – R. Rash
CLR – C. Rood

DELAWARE RIVER JOINT TOLL BRIDGE COMMISSION

Meeting of November 20, 2017
PROJECT STATUS REPORT

FACILITY	PM/PAM	CONTRACT DESCRIPTION	PAGE NO.
		<ul style="list-style-type: none">• Construction, Electrical, T-645A• Construction, Mechanical, T-645B	
	RFM/RWL	General Engineering Consultant Annual Inspections <ul style="list-style-type: none">• 2015-2016 Annual Inspections, C-684A	19-20
	CAS/RWL	2015-2016 Traffic Engineering Consultant <ul style="list-style-type: none">• C-686A	20

Notes: Facilities are listed South to North

The first set of initials indicate the Project Manager and the second set of initial indicate the Program Area Manager

Project Manager Legend

WMC – M. Cane
CTH – C. Harney

RSL – R. Luciani
VMF – V. Fischer

Program Area Manager Legend

KMS – K. Skeels
CAS – C. Stracciolini
RFM – Ronald Mieszkowski

RJZ – R. Zakharia
RLR – R. Rash
CLR – C. Rood

DELAWARE RIVER JOINT TOLL BRIDGE COMMISSION

**NOVEMBER 20, 2017
PROJECT STATUS REPORT**

TRENTON-MORRISVILLE TOLL BRIDGE

BAR7 STRUCTURAL ANALYSES OF TRENTON-MORRISVILLE TOLL BRIDGE STRUCTURES Task Order Assignment No. C-715A-2

Pennoni Associates continues the task of obtaining updated load carrying capacity data for the Trenton-Morrisville Toll Bridge to aide in processing additional overweight special permit vehicle type crossing requests resulting from traffic restrictions associated with the Scudder Falls Bridge Replacement project.

LOWER TRENTON TOLL-SUPPORTED BRIDGE

REPLACEMENT OF “TRENTON MAKES THE WORLD TAKES SIGN” LIGHTING ELEMENTS

**DESIGN
Task Order Assignment No. C-628A-7**

Dewberry was issued Notice to Proceed effective November 29, 2016. A project kick-off meeting was held with Dewberry and their sub-consultants, The Lighting Practice & ACT Engineers, on December 2, 2016. Local stakeholder meetings were held on February 1st & 2nd 2017 briefing attendees on the sign lighting concept and schedule moving forward. The designer submitted final construction bid documents and assisted with bid review/evaluations Dewberry provided the Commission final conformed documents and are currently providing post-design, post-award services.

**CONSTRUCTION MANAGEMENT
Task Order Assignment No. C-703A-1**

Urban Engineers was issued Notice to Proceed effective June 26, 2017. A project kick-off meeting was held with Urban on July 14, 2017. Urban is providing a part time Project Manager, full time Resident Engineer/Inspector and part time Scheduler through this task order assignment. Urban attended a kick-off meeting with the contractor (Carr & Duff), is conducting job progress meetings and performing construction management and inspection activities.

DELAWARE RIVER JOINT TOLL BRIDGE COMMISSION

NOVEMBER 20, 2017 PROJECT STATUS REPORT

PROMOTIONAL VIDEO Task Order Assignment No. C-703A-2

Urban Engineers was issued Notice to Proceed effective October 20, 2017. A project kick-off meeting was held with Urban and Stokes on October 20, 2017. Urban is working with Stokes Creative Group to produce a promotional video highlighting the history and relighting efforts associated with the Trenton Makes The World Takes sign.

CONSTRUCTION Contract No. TS-687A

At the May 22, 2017 Commissioners Meeting, the Commission awarded Contract TS-687A, Lower Trenton Toll-Supported Bridge, Replacement of Sign Lighting Elements to Carr & Duff, Inc. The Commission issued the full Notice to Proceed effective June 26, 2017.

A project kick-off meeting was held with Carr & Duff on July 14, 2017. Carr & Duff have commenced field activities and are currently performing tasks related to replacing the sign lighting elements.

LOWER TRENTON TOLL-SUPPORTED BRIDGE

NJ APPROACH TRAFFIC SIGNAL UPGRADES Contract No. C-627B-4

French & Parrello Associates (FPA) prepared a change of plans to include additional pedestrian signal heads on all four corners of the New Warren Street and William Trent Place intersection. The conduits beneath the roadway are full and new wiring cannot be pulled to support the additional signal heads. Upon further investigation with Carr & Duff, there are several existing wires within the conduit that are not being used. Carr & Duff submitted a price for this work and a change order is being prepared.

Construction Contract No. TS-699A

Carr & Duff, Inc. (C&D) was awarded this contract at the Commission's March 2017 meeting and issued their full Notice to Proceed effective April 21, 2017.

During this reporting period C&D submitted a cost proposal for an auxiliary cabinet to house the UPS system on the existing control cabinet at the intersection of New Warren St. and William Trent Pl. This auxiliary cabinet is necessary due to insufficient room in the existing control cabinet to house this UPS system. Additionally, C&D submitted a cost proposal for additional, out of scope, pedestrian signal upgrades at the intersection of New Warren St. and William Trent Pl. as requested by the Commission. Both cost proposals

DELAWARE RIVER JOINT TOLL BRIDGE COMMISSION

NOVEMBER 20, 2017 PROJECT STATUS REPORT

were reviewed and determined to be fair and reasonable. A Change Order is being developed to move forward with this extra work.

SCUDDER FALLS BRIDGE REPLACEMENT PROJECT

FINAL DESIGN Contract No. C-660A

During the October reporting period Michael Baker Jr., Incorporated (Baker) of Hamilton New Jersey, continued their coordination and support with the utility relocation effort in PA and NJ; continued to review and respond to various Requests for Information (RFIs) and submittals from the Contractor and the Construction Manager; and, attended the following meetings: two (2) T-668A Progress Meetings; and, various technical meetings involving design issues with the contractor and CM-CI team.

Construction Contract No. T-668A

Trumbull Corporation of Pittsburgh, PA (Trumbull) was awarded the Scudder Falls Bridge Replacement Construction Contract T-668A in the amount of \$396,000,000.00 at the Commission's January 30, 2017 Meeting. The Commission issued a full Notice to Proceed on March 3, 2017.

Coordination Meetings continued between the Contractor and the Commission's Project team to discuss Project schedule, progress, and planning for ongoing or upcoming construction activities. Trumbull continued to submit Requests for Information (RFI's) and make required project submittals throughout this reporting period. Trumbull and the Construction Manager (Hill/Jacobs) have also been coordinating the submittal and review of the preliminary construction schedule. The Preliminary Baseline Schedule was approved in August and then updated in September. A Recovery Schedule was then requested since the contractor was at least 10 days behind schedule on certain items of work. Trumbull subsequently submitted a Recovery Schedule (Schedule Update No. 2R2 that is currently under review by the Construction Manager.

Ongoing construction activities continued, along with the startup of new activities in PA, NJ and the Delaware River. Trumbull has work areas extending throughout the project limits in order to complete parallel activities on the project. During the month of October Trumbull continued with the Main River Bridge trestle causeway in-river construction on both the NJ and PA sides of the river. Work progressed on the Main River Bridge Abutments and the Pier 6 construction in NJ, as well as the Pier 1 construction in PA. Work also continued on the T-Wall construction within the median of I-95 in PA. NJ I-95 access Ramp C Bridge and Ramp G Bridge Pier construction work also continued during October.

DELAWARE RIVER JOINT TOLL BRIDGE COMMISSION

NOVEMBER 20, 2017 PROJECT STATUS REPORT

CONSTRUCTION MANAGEMENT Contract No. CM-669A

At the October 31, 2016 Commissioners Meeting, the Commission awarded Contract No. CM-669A, Construction Management Services for the Scudder Falls Bridge Replacement project to Hill International (Hill) of Philadelphia, PA for an amount not-to-exceed \$25,015,066.98. Hill was provided with Notice of Award and Limited Notice to proceed on November 2, 2016. Hill was then issued a Full Notice to Proceed on January 31, 2017, in parallel with the award of the Scudder Falls Bridge Replacement Contract T-668A at the same meeting.

The Hill team continues to supply construction management personnel as necessary, monitor Trumbull's performance and progress, conduct bi-weekly progress meetings, oversee and coordinate the three (3) construction inspection firms, perform utility coordination in NJ & PA, perform schedule reviews, conduct bi-weekly scheduling meetings, maintain document control, perform health and safety inspections, adjust project staffing as required, address material testing and inspection plan requirements, prepare monthly contractor invoices and manage overall project budget.

Construction Inspection of PA Approach Contract No. CI-671A

This Contract is for Construction Inspection (CI) Professional Services for the PA Approach Roadway Improvements portion of the Scudder Falls Bridge Replacement Project, Contract T-668A. TRC Engineers, Inc. (TRC) of Plymouth Meeting, PA was awarded this contract at the February 27, 2017 Commissioners' Meeting; and issued a full Notice to Proceed effective March 29, 2017.

During this reporting period TRC continued supplying inspectors to work on the Project under the supervision of the Construction Manager with now four (4) Inspectors on board with the latest one beginning on October 9, 2017. Additional Inspectors will be provided as the need arises based on the Contractor's schedule.

Construction Inspection of Main River Bridge Contract No. CI-672A

This Contract is for Construction Inspection (CI) Professional Services for the Main River Bridge portion of the Scudder Falls Bridge Replacement Project, Contract T-668A. WSP/Parsons Brinckerhoff, Incorporated (PB) of Lawrenceville, NJ was awarded this contract at the February 27, 2017 Commissioners' Meeting; and issued a full Notice to Proceed effective March 22, 2017.

During this reporting period PB continued supplying inspectors to work on the Project under the supervision of the Construction Manager with now four (4) inspectors on board. Additional Inspectors will be provided as the need arises based on the Contractor's schedule.

DELAWARE RIVER JOINT TOLL BRIDGE COMMISSION

NOVEMBER 20, 2017 PROJECT STATUS REPORT

Construction Inspection of NJ Approach
Contract No. CI-673A

This Contract is for Construction Inspection (CI) Professional Services for the NJ Approach Roadway Improvements portion of the Scudder Falls Bridge Replacement Project, Contract T-668A. Gannett Fleming, Inc. (GF) of South Plainfield, NJ was awarded this contract at the February 27, 2017 Commissioners' Meeting and issued a full Notice to Proceed effective March 29, 2017.

During this reporting period GF maintained the full inspection staff of five (5) inspectors to work on the New Jersey approach portion of this project under the supervision of the Construction Manager. GF inspectors are also performing the quality control tests on the concrete that is poured within the New Jersey approach portion of the project.

DMC SERVICES THROUGH T-668A CONSTRUCTION Task Order Assignment No. C-502A-2I

AECOM is providing DMC services during the construction of the Scudder Falls Bridge Replacement Project, Contract T-668A under this Task Order Assignment, which began on April 1, 2017.

The DMC Services include support to the Commission with the following: environmental agency coordination; environmental permitting; environmental monitoring services; Contracts C-660A and T-668A progress support; and, administration of the three (3) SFB Project Construction Inspection (CI) Contracts.

Environmental Agency Coordination – Continuous services provided Project-wide assistance with environmental activities including agency site visits; contractor inquiries associated with existing permits obtained by the Commission; and, monitoring and implementation of existing environmental mitigation stipulations associated with pre-construction project permits and agency agreements.

Environmental Permitting - In Pennsylvania, coordination was completed with the USACE and the PADEP for review of the work associated with the 72" Pipe Jack and Bore operation in PA to confirm that all proposed work was within the permitted Limit of Disturbance (LOD).

Environmental Monitoring Services – These services are required to take place throughout construction of the SFB Replacement Project to meet Project permit requirements. Services performed during this reporting period included weekly monitoring of the project site for compliance with environmental requirements; and Archaeological Monitoring services for certain NJ excavation activities in conformance with the Project's Programmatic Agreement. Archaeological monitoring was performed in NJ at the Main River Bridge Pier 6 excavation work in NJ; and for the tree clearing work along the D&R Canal.

DELAWARE RIVER JOINT TOLL BRIDGE COMMISSION

NOVEMBER 20, 2017 PROJECT STATUS REPORT

Contracts C-660A and T-668A Progress Support - DMC services during this reporting period included participation in the work flow for review and distribution of the contractors submittals and requests for information; ongoing coordination with the Baker Team on RFI and contractor submittal responses; design and/or construction issue troubleshooting and resolution support with involvement in the various technical issues meetings with the CM and the Contractor; ongoing utility relocation work and existing facility interface coordination support ; utility design coordination between the Commission's District 1 Administration Building Design and SFB Replacement Project construction projects; and, coordination with Commission Operations and ESS on maintenance of the existing equipment within the SFB Project construction zone.

CI Contract Administration – As Project Managers, coordinated with the CI firms for the supplying of inspectors to the project as requested by the Construction Manager; administer the CI contracts and address any contractual needs.

SCUDDER FALLS BRIDGE REPLACEMENT PROJECT PA NOISE WALLS

Construction Management
Contract No. CM-664A

This Contract is for Construction Management (CM) Professional Services for the installation of sound barriers along the Pennsylvania approach to the Scudder Falls Bridge, Contract T-666A. Greenman Pedersen, Inc. (GPI) of Lebanon, NJ was awarded this contract at the February 29, 2016 Commissioners' Meeting; and issued a full Notice to Proceed effective March 18, 2016.

During this reporting period GPI submitted in the As Built drawings for Contract T-666A, which they had developed and which submission concluded their CM tasks. This contract will be closed out upon receipt and processing of GPI's final invoice.

SCUDDER FALLS BRIDGE REPLACEMENT PROJECT

PUBLIC INVOLVEMENT SERVICES

FINAL DESIGN
Contract No. C-662A

McCormick Taylor, Inc. (MT) was awarded this Public Involvement (PI) Contract at the Commission's September 28, 2015 Meeting, and issued Notice to Proceed effective October 29, 2015. A kickoff meeting was held with MT on November 25, 2015. The Commission provided comments to MT's draft PI plan and is awaiting a revised draft. MT has attended numerous C-660A progress meetings, and has successfully taken responsibility of maintaining the project hotline and website. MT organized and participated in the March 15, 2016 Open House/ No Net Loss Public Hearing held in Ewing Township and April 27, 2016 Pennsylvania Noise Walls Update Meeting. MT organized and participated in the July 19th & 21st District I Open House/Toll Hearings held in Ewing

DELAWARE RIVER JOINT TOLL BRIDGE COMMISSION

NOVEMBER 20, 2017

PROJECT STATUS REPORT

Township (NJ) and Lower Makefield Township (PA) respectively. MT also organized and participated in August 2nd & 4th District II Toll Hearings in Easton (PA) and Phillipsburg (NJ) respectively also and the August 9th & 11th District III Toll Hearings held in Montague (NJ) & East Stroudsburg (PA) respectively. MT has finalized the open house/toll hearing summary report from these events. MT's public involvement effort focuses on regularly communicating project activities to officials, stakeholders and the public, as well as informing motorists of near-term construction stage travel implications, performing public involvement initiatives and market research activities and development of discussion guides and analysis related the implementation of the new toll, and payment options related to All-Electronic Tolling. MT is currently working on a new project specific logo and updating the project website.

CAPITAL PROGRAM MANAGEMENT CONSULTANT (CPMC) & DESIGN MANGEMENT CONSULTANT (DMC) SERVICES FOR THE I-95/SCUDDER FALLS BRIDGE IMPROVEMENT PROJECT

CPMC SERVICES – YEAR 2016

Task Order Assignment No. C-502A-1L

Task Order Assignment 502A-1L, Capital Program Management Consultant (CPMC) Services for 2016 began in July 2016. AECOM is currently providing one (1) part-time Project Manager to oversee and administer various design and construction projects that are being advanced in the Capital Improvement Program. During this reporting period, CPMC Staff continued to provide the management and oversight of Professional Services Contract C-644A, CM/CI Services Contract CM-644A, and Construction Contract T-644A for the I-78 Roadway Approach/Transition Slabs Rehabilitation and the Rehabilitation of the Cedarville Road Overpass; and, Resident Engineer services and support for construction Contract TS-699A Lower Trenton TSB Traffic Signal Equipment Upgrades.

AECOM completed its services in providing technical support to the Commission in connection with its implementation of a more robust and cost-efficient WAN that supports both the ESS and internal DRJTBC network requirements involving a communication solution provider, managed services vendor and equipment supplier.

SCUDDER FALLS BRIDGE INTERIM DECK REPAIRS

Construction

Contract No. TS-677A

Sparwick Contracting, Inc. (SCI) completed all deck repairs and roadway striping by September 8, 2015. SCI's on-call and emergency spall repairs phase of the contract ended with the issuance of Notice to Proceed for the Scudder Falls Bridge Replacement project, T-668A on March 3, 2017.

DELAWARE RIVER JOINT TOLL BRIDGE COMMISSION

NOVEMBER 20, 2017 PROJECT STATUS REPORT

During this reporting period, SCI removed some trees and the filter sock on the Commission-owned property at 1510 River Road in PA on October 6, 2017. SCI received payment for the demolition of the back detached garage at the Commission's 1479 River Road property as part of Change Order No. 2 and the tree and filter sock removal at 1510 River Road associated with Change Order No. 1 to their contract.

COMMISSION ADMINISTRATION BUILDING AT SCUDDER FALLS

Design
Contract No. C-707A

The Purchasing Department issued two (2) requests for quotes (RFQ) for advance work. The first RFQ includes the tree cutting for the site. In order to comply with environmental regulations, it is necessary to complete all tree cutting between September 30th and November 1st to protect the Indiana Bat. A second RFQ includes the removal and disposal of asbestos containing materials located within the 1799 House. RFQ's were issued to contractors from state lists.

The design team prepared and submitted to the Bucks County Conservation District an application for the NPDES Permit. Pennsylvania has not passed legislation for renewing the General Permit application process, therefore it is critical that we receive the permit by December 7, 2017. Documents associated with the permit application process were also prepared and submitted to Bucks County and Lower Makefield Planning Commission.

An interior survey of the 1799 House was completed to identify potential building elements that could be preserved, salvaged or reused.

The design team is completing the final design plans and specifications package and will be submitting it to the Commission shortly.

NEW HOPE-LAMBERTVILLE TOLL BRIDGE FLOOR SYSTEM REHABILITATION DESIGN SERVICES

Task Order Assignment No. C-702B-2

The Pre-Final Design for the implementation of structural steel repairs and/or strengthening as well as spot cleaning and painting structural steel and bearings within vicinity of deck joints is currently under review by Commission staff.

I-78 TOLL BRIDGE MAINTENANCE GARAGE PRELIMINARY, FINAL & POST DESIGN SERVICES

C-508A

This contract is for Preliminary, Final and Post-Design Services for renovations and expansion at the I-78 Maintenance Garage as identified under a Task Order Assignment for Space Utilization Program and Concept Study provided by Buchart Horn, Inc. / BASCO Associates.

DELAWARE RIVER JOINT TOLL BRIDGE COMMISSION

NOVEMBER 20, 2017 PROJECT STATUS REPORT

Burns Engineering Inc. (BE) was issued Notice of Award and Limited Notice to Proceed effective July 28, 2015, Final Design Submission and Bid Set were received on April 5, 2016, Bids were open on May 10th, reviewed by the Consultant, Commission Counsels and Contract Compliance and a Construction Contract Award was made at the June 2016 Regular Monthly Commission Meeting.

Consultant is currently providing Post Design services, reviewing Contractor's Request for Information, submittals, issuing Architectural Supplementary Instructions, and attending Bi-Weekly Progress Meetings.

CODE COMPLIANCE PLAN REVIEW AND INSPECTIONS Task Order Assignment No. C-696A-1

Utilizing the Commission's current Facilities Task Order Agreement with Johnson, Mirmiran & Thompson (JMT), this Task Order Assignment is to provide Code Plan Reviews, and Code Compliance Inspections on as needed basis for the I-78 Maintenance Garage Expansion Project. Said services will be provided by a Commonwealth of Pennsylvania Department of Labor and Industry (PA L&I) Certified Third-Party Agency in the appropriate building trade categories and in accordance with the current Uniform Construction Code Inspection Procedures UCC-9.

Kick-Off Meeting was conducted with JMT on February 25, 2016, and the Consultant provided Peer and Code Plan reviews of the Pre-Final Design Submission, attended the pre-final design submission review meeting, reviewed and certified the Final Design Submission to confirm all comments have been addressed.

Consultant attended Construction Kick-Off meeting on July 12, 2016 and is currently attending periodic construction progress meeting and providing all required UCC inspections.

CONSTRUCTION MANAGEMENT SERVICES CM-508A

This contract is for Construction Management (CM) Services in connection with the renovations and expansion of I-78 Maintenance Garage Project. As part of the CM services the Consultant scope of work includes Constructability Review of the Bid Documents during the Pre-Construction phase of T-508A.

STV Inc. (STV) was issued Notice of Award and Limited Notice to Proceed effective March 1, 2016. A meeting was held with the Consultant on March 2nd to review the Commission's expectations of the consultant's services during the Pre-Construction phase of T-508A. Constructability Review was provided by the Consultant on the Pre-Final Design Submission, attended its design review meeting on March 21, and reviewed the Final Design Submission to confirm all comments have been addressed.

STV attended the Pre-Construction Meeting on July 12, 2016 and is currently providing construction field inspections, conducting bi-weekly progress meetings along

DELAWARE RIVER JOINT TOLL BRIDGE COMMISSION

NOVEMBER 20, 2017 PROJECT STATUS REPORT

with processing Architectural Supplementary Instructions, Contractor's Submittals and Request for Information as part of providing construction management services.

CONSTRUCTION Contract No. T-508A

Bracy Construction Inc., was awarded this construction contract at the Commission's June 2016 Meeting. Notice of Award and Limited Notice to Proceed letter was issued effective June 28, 2016. Pre-Construction Meeting was held on July 12th and a Notice to Proceed effective date of July 25th was issued in accordance with the Contract Specifications.

Contractor completed set-up of the field trailers and temporary facilities, set-up Erosion and Sediment Controls in accordance with the County Conservation District's approved permit, started the demolition activities for Phases 1 & 2 of the Project. Phase 1 Construction Substantial Completion was reached November 11, 2016 as relates to the Commission's salt, brine & magnesium chloride operation. Phase 2 footings, foundation walls, new bearing walls, steel erection under-slab utilities, floor slab, watertight, closing the new building, rough-ins and final mechanical, electrical, plumbing, security, fire alarm, equipment, and exterior veneer installation has been completed. Phase 3 site work, utilities and re-roofing the existing garage, welcome center and Toll Plaza has been completed, existing interior floor slab demolition, under-slab electrical and plumbing, and radiant heating floor slab pour has been completed, CMU partition walls, Mechanical, Electrical Plumbing Final has been completed, wash bay footings, foundations and exterior CMU walls, floor slab, steel erection, and roof steel deck has been completed.

Certificate of Occupancy was received on October 16, and Construction activities are currently focused on addressing punch list items.

I-78 BRIDGES AND APPROACH SLABS REHABILITATION

Design Contract No. C-644A

Gannett Fleming, Inc. (GF) was awarded this design contract at the Commission's February 2016 Meeting and their Notice of Award/Limited Notice to Proceed was issued effective March 1, 2016. This design project is for the repair of various bridge, pavement and other miscellaneous deficiencies associated with the 13 bridges and approach roadways located within the DRJTBC's jurisdiction on I-78.

During this reporting period, GF continued their post-design phase services of this contract, responding to RFIs and reviewing submittals and attending contractor progress meetings as necessary.

DELAWARE RIVER JOINT TOLL BRIDGE COMMISSION

NOVEMBER 20, 2017 PROJECT STATUS REPORT

Construction Management/Construction Inspection Contract No. CM-644A

Greenman-Pedersen, Inc. (GPI) was awarded this Construction Management/Construction Inspection contract at the Commission's April 2017 Meeting with the Notice to Proceed issued effective May 24, 2017.

During this reporting period, GPI conducted three (3) Schedule Update/Progress Meetings and one (1) Pre-Activity Meeting for the cast in place Approach Slab Replacement with the contractor, J.D. Eckman (JDE). GPI provided comments to, and accepted, two (2) schedule updates, tracked RFIs, correspondence, submittals and shop drawings. GPI's current staff includes the Resident Engineer, one (1) paint inspector and one (1) construction inspector in addition to the part time Project Manager.

Construction Contract No. T-644A

J.D. Eckman, Inc. (JDE) was awarded this Construction contract at the Commission's April 2017 Meeting with the Notice of Award/Limited Notice to Proceed issued effective April 26, 2017. JDE received full Notice to Proceed effective May 22, 2017.

During this reporting period, JDE participated in three (3) Schedule Update/Progress Meetings and one (1) Pre-Activity Meeting. JDE continued installing the bridge blast cleaning containment system at the Carpentersville and Edge Road overpass bridges and began blasting and prime coating the Carpentersville Road Bridge. JDE also completed the Welcome Center repairs during the contract allotted 2 day closure. JDE continued submitting RFIs, submittals, shop drawings, lane closure notifications and schedule updates.

RESTRIPING OF THE MERGE LANES EXITING THE I-78 TOLL PLAZA

Design Task Order Agreement Contract No. C-628A-8

Dewberry Engineers, Inc. (DE), through a standing Consultant Engineer Agreement, was requested to provide Engineering Services to design modifications to the existing striping of the merge area west of the I-78 westbound toll plaza. DE was requested to utilize Malick & Scherer, PC. (M&S) for this design effort due to their current involvement as a sub-consultant to Gannett Fleming on the C-644A I-78 Bridges and Approach Slab Rehabilitation Project, whose tasks include the restriping of the entire I-78 mainline located within the DRJTBC's jurisdiction. The purpose of this restriping design is to provide dedicated through lanes for the two left ORT E-Z Pass lanes continuing after the toll plaza, and have the four right toll lanes merge with the right high speed lane in the vicinity of the Morgan Hill Road Interchange.

DELAWARE RIVER JOINT TOLL BRIDGE COMMISSION

NOVEMBER 20, 2017 PROJECT STATUS REPORT

This design has been incorporated into the I-78 Bridges & Approach Slab Rehabilitation Construction Contract T-644A by Gannett Fleming, under Professional Services contract C-644A.

During this reporting period, M&S continued their post-design services phase of this Task Order Assignment for construction contract T-644A.

EASTON-PHILLIPSBURG TOLL BRIDGE

SALT STORAGE FACILITY CONCEPT STUDY Task Order Assignment No. C-702B-1

This Task Order Assignment is to perform a feasibility study for constructing a new salt storage facility to meet the needs at E-P Toll Bridge and to evaluate three potential sites for placement.

Field assessments were performed in March and a draft feasibility report was submitted in April. Comments have been generated and shared with the Consultant. The Commission's comments have been addressed in the final report. A task order problem statement requesting final design and post design services has been forwarded to IH Engineers.

MILFORD-MONTAGUE TOLL BRIDGE

SALT STORAGE FACILITY - DESIGN Task Order Assignment No. C-702B-4

IH Engineers was issued Notice to Proceed effective June 23, 2017. A project kick-off meeting was held with IH on July 23, 2017 with operations and supervisory staff in attendance. This Task Order Assignment is to perform final design for constructing a new salt storage facility to meet the needs at M-M Toll Bridge in the general footprint of the existing damaged/undersized building.

The designer submitted final construction bid documents and assisted with bid review/evaluations IH provided the Commission final conformed documents and are currently providing post-design, post-award services.

CONSTRUCTION MANAGEMENT Task Order Assignment No. C-703A-3

Urban Engineers was issued Notice to Proceed effective October 16, 2017. A project kick-off meeting was held with Urban on October 16, 2017. Urban is providing a part time Project Manager, full time Resident Engineer/Inspector and part time Scheduler through this task order assignment. Urban attended a kick-off meeting with the contractor (Bracy), is conducting job progress meetings and performing construction management and inspection activities

DELAWARE RIVER JOINT TOLL BRIDGE COMMISSION

NOVEMBER 20, 2017 PROJECT STATUS REPORT

CONSTRUCTION Contract No. T-717A

At the September 25, 2017 Commissioners Meeting, the Commission awarded Contract T-717A, Milford-Montague Toll Bridge, Salt Storage Building to Bracy Construction, Inc. The Commission issued a Limited Notice to Proceed effective September 25, 2017.

An on-site project coordination meeting was held with Bracy and their subcontractors on October 3, 2017. The Commission issued the full Notice to Proceed effective October 12, 2017.

A project kick-off meeting was held with Bracy on October 19, 2017. Bracy has commenced field activities and have demolished the old salt storage building and are currently performing tasks related to the construction of the new structure.

APPROACH ROADWAY IMPROVEMENTS AT THE CENTRE BRIDGE – STOCKTON, NEW HOPE – LAMBERTVILLE, AND UHLERSTOWN – FRENCHTOWN TOLL-SUPPORTED BRIDGES

DESIGN Task Order Assignment C-715A-1

Under this Task Order Assignment (TOA) the Consultant, Pennoni, Inc. (Pennoni), is providing professional services for the design of approach roadway improvements at the Centre Bridge – Stockton, New Hope – Lambertville, and Uhlerstown – Frenchtown Toll-Supported Bridges. Improvements include select roadway repaving, re-striping, three (3) ADA ramps, replacement of six (6) inlets, curbing repair and patching/coating of a retaining wall. Notice to proceed was given on September 25, 2017. A kick off meeting was held on October 3, 2017. Field visits occurred September 28 through October 3.

DISTRICT 2 AND 3

PHASE 1 TOLL COLLECTION COUNTING FACILITIES

PRELIMINARY, FINAL & POST DESIGN SERVICES C-696B-1

Utilizing the Commission standing Consulting Engineer Task Order Agreement with French & Parrello Associates (FPA), this Task Order Assignment is to obtain engineering preliminary, final, and post design services to support the Commission needs for Toll Counting facilities at I-78, Easton Philipsburg, and Delaware Water Gap Toll Bridge Facilities.

DELAWARE RIVER JOINT TOLL BRIDGE COMMISSION

NOVEMBER 20, 2017 PROJECT STATUS REPORT

As a part of a fast track implementation plan, Kick-Off Meeting was conducted with FPA on October 20, 2016, at which time the Consultant provided pre-schematic design sketches to expedite Commission's input on the same. The Consultant collected Project related record documents after this meeting, conducted site visits on October 25th at all three locations. Schematic Design Submission was received on November 9th, 2016 and a submission review meeting was held on November 14th sharing the Commission's comments with the Consultant. Final Design Submission was received December 30, 2016 and a design submission review meeting was conducted on January 9, 2017 and revised documents were received January 19, 2017.

ELECTRONIC SURVEILLANCE / DETECTION SYSTEM

ESS MAINTENANCE CONTRACT Contract No. DB-575A

Schneider Electric Building Americas, Inc. continues to provide maintenance services in support of the Electronic Surveillance / Detection System under the direction of the Commission's Electronic Security and Surveillance Staff, who operate the system from the Primary Control Center located at the New Jersey State Police's Regional Operation and Information Center (ROIC) in West Trenton, New Jersey.

WIRELESS VIDEO NETWORK SPECIFICATION AND PEER REVIEW Contract No. C-621A-5

Sentinel Consulting is supporting the Commission's efforts on upgrading the wireless communication system at the I-78/611 site to address current and future needs. Review comments for the wireless survey report were provided to Schneider Electric Building Americas, Inc.

ELECTRONIC TOLL COLLECTION SYSTEM

CUSTOMER SERVICE CENTER/VIOLATION PROCESSING CENTER PROJECT DB-584

The new NJ Customer Service Center (CSC) is live. The New Jersey Turnpike Authority (NJTA), as the lead agency, is facilitating all meetings with the other agencies and Conduent.

DELAWARE RIVER JOINT TOLL BRIDGE COMMISSION

**NOVEMBER 20, 2017
PROJECT STATUS REPORT**

TRAFFIC COUNT PROGRAM UPGRADE DR-550A

A Purchase Order was issued to Signal Service, Inc., West Chester, PA for the traffic counters, server and additional materials. Signal Service is a member of the Pennsylvania Department of General Services COSTARS Program (Cooperative

Purchasing Contract No. 4400012659). The COSTARS Program sets the pricing for the traffic counters, auxiliary equipment, and software to be purchased.

A training session was completed for Commission staff on the use of the TrafiAlert program. The server currently resides with Signal Service for on-going configuration and we are accessing the data remotely. RTI is upgrading the software on the server. Upon completion of the upgrade, the server will be delivered to the Commission.

A field training session is being planned for the eight (8) Commission Maintenance staff members who are also members of the Traffic Count team.

ELECTRONIC TOLL COLLECTION SYSTEM REPLACEMENT DESIGN, BUILD AND MAINTAIN Contract No. DB-540A

Revisions to the Disaster Recovery Plan and the Maintenance Plan to address review comments is on-going.

TransCore is addressing punch list items, final project documentation and as-built drawings. Project Provisional Acceptance was issued on August 16, 2017 and the project is transitioning into the maintenance phase.

A call with Commission Staff and Executive Staff from TransCore occurred to review the system performance. It was noted that the vehicle classification and capture of license plates is not meeting the performance requirements. TransCore has developed a plan to revisit each lane and to tune and adjust the equipment to increase performance levels.

ELECTRONIC TOLL COLLECTION SYSTEM REPLACEMENT DESIGN, BUILD AND MAINTAIN Contract No. TO-540A

Commission Staff, TansCore and representatives from the RK&K team met to conduct a monthly maintenance meeting.

DELAWARE RIVER JOINT TOLL BRIDGE COMMISSION

**NOVEMBER 20, 2017
PROJECT STATUS REPORT**

**ELECTRONIC TOLL COLLECTION / TOLLING
TASK ORDER CONSULTANT**

**ELL ELECTRONIC TOLLING (AET) WHITE PAPER
Task Order Assignment No. C-701A-2**

Upon receipt and processing of the final invoice for this Task Order Assignment, it will be closed out.

**TOLL SYSTEM PERFORMANCE REVIEW
AND AUDIT / OPERATIONAL ASSESSMENT
Task Order Assignment No. C-701A-3**

TransCore completed the transition of the Commission's electronic toll collection system. During the transition, system commissioning tests were performed and the Commission conducted on-going reviews of system performance on an ad-hoc basis, identifying issues for TransCore to review and resolve. As part of the Technical Requirements an Operational Test is required to ensure that the software and hardware function with intended and required availability and performance. Under this task order assignment, the RK&K team will verify that the toll system accurately calculates toll charges, accurately processes violations, E-ZPass transactions, vehicle classification and license plate capture.

RK&K provided a draft report summarizing their findings from review of a second and third week of transactions. The reports were reviewed by Commission Staff and provided to TransCore to address system performance deficiencies.

**ELECTRONIC TOLL COLLECTION SYSTEM REPLACEMENT:
TOLL PLAZA LED SIGN INSTALLATION AND INTEGRATION
Task Order Assignment No. C-701A-4**

The RK&K completed the inspection services related to the Daktronics LED toll plaza canopy sign installation at the New Hope – Lambertville, Easton – Phillipsburg, Portland – Columbia and Milford – Montague Toll Bridges. The sign installation is complete and they are integrated with the electronic toll collection system. The RK&K team reviewed the as-built drawings and comments were provided to TransCore to address.

LEVEL 3 – INVESTMENT GRADE TRAFFIC AND REVENUE FORECASTS

Contract No. C-549AR

There is no activity on this project to report.

DELAWARE RIVER JOINT TOLL BRIDGE COMMISSION

NOVEMBER 20, 2017 PROJECT STATUS REPORT

BRIDGE MONITORING SYSTEM DESIGN FOR SELECT BRIDGES Task Order Assignment C-628B-6

Under this Task Order Assignment (TOA) the Consultant, the Louis Berger Group, Inc. (Berger), is providing professional services for the design of the installation of overweight / oversized vehicle detection linked to alarms, signage and camera to discourage the passage of these vehicles over selected bridges. Notice to proceed was given on December 15, 2015; kick off meeting was held on January 15, 2016. Existing plans were transmitted to Consultant in order to start construction plan preparation. Consultant conducted field visits to all five bridge sites February 18 & 19, 2016. A Meeting was held with IT and ESS on March 7, 2016 to discuss possible location of over height sensors and connectivity to existing communication systems. Plans showing proposed location of over height sensors, cameras and new weight restriction signing have been submitted and reviewed.

Based on review comments, locations will be adjusted and a field meeting with ESS will be scheduled to verify and finalize camera locations. Due to the departure of personnel, Berger submitted the name and qualifications of a new project manager which has been accepted by the Commission. Meeting is being scheduled to revise scope and discuss utilization of new communication infrastructure. As a result of the recent critical fracture of a truss member resulting in the closing of a PA Turnpike bridge, the scope of this contract was expanded. It has been decided to install sensors on all five bridges in the task order and to add the Milford Montague Bridge to the assignment. A revised scoping meeting was held on February 28th and a revised cost will be submitted. Cost for revised scope was submitted March 22 and was deemed excessive. Revised cost estimate was submitted on March 28 and has been accepted. Pre-Final Plans will be submitted on Friday, October 27, 2017.

BUILDINGS & FACILITIES ENERGY CONSERVATION MEASURES

PRELIMINARY, FINAL & POST DESIGN SERVICES C-657A-3

Utilizing the Commission standing Consulting Engineer Task Order Agreement with Joseph Jingoli & Son, Inc. (JJS), this Task Order Assignment is to obtain engineering preliminary, final, and post design services to implement the Energy Conservation Measures (ECM) identified in an ASHRAE Level 3 Energy Audit prepared under Task Order Assignment No. C-657A-1 at all of the Commission's seven (7) Toll Bridge facilities.

A Kick-Off Meeting was conducted with JJS on November 21, 2016, record room site visits, and field surveys of the seven toll bridges has been completed. Progress meeting was conducted on February 1, 2017, reporting field observations and conditions in advance of a Schematic Design submission was received February 28, 2017 and a design review meeting was conducted with the consultant on March 21, and a Final Submission was received on April 24, 2017 addressing Commission's comments. Public Bid Advertisements for an Electrical and a Mechanical Construction Contracts were posted on

DELAWARE RIVER JOINT TOLL BRIDGE COMMISSION

NOVEMBER 20, 2017 PROJECT STATUS REPORT

May 9th, bids were publically opened on June 8th & June 13th respectively. Bids received from the low bidder of each Contract was reviewed by JJS, Commission Staff and Counsels, and found to be responsive. Construction Contracts Awards were made for each of the two (2) Contracts at the Commission's June 26th regular Monthly Meeting and Consultant is currently providing Post Design Services answering Contractors' Requests for Information, reviewing submittals and attending bi-weekly Progress Meetings.

CONSTRUCTION Contract No. T-645A

MJF Construction Inc., was awarded this construction contract at the Commission's June 2017 Meeting. Notice of Award and Limited Notice to Proceed letter was issued effective June 27, 2017. Notice to Proceed effective date of July 24th was issued in accordance with the Contract Specifications and Pre-Construction Meeting was held on July 27th.

Contractor currently preparing submittals for review by the engineers and performing site reconnaissance at Each Toll Bridge facility. Long lead delivery material had been ordered.

CONSTRUCTION Contract No. T-645B

Schneider Electric Buildings Americas, Inc., was awarded this construction contract at the Commission's June 2017 Meeting. Notice of Award and Limited Notice to Proceed letter was issued effective June 27, 2017. Pre-Construction Meeting was held on August 11th and a Notice to Proceed effective date of August 16th was issued.

Contractor currently preparing submittals for review by the engineers and performing site reconnaissance at Each Toll Bridge facility. Long lead delivery material had been ordered.

GENERAL ENGINEERING CONSULTANT 2015-2018 ANNUAL INSPECTIONS C-684A

As the Commission's General Engineering Consultant (GEC), Cherry, Weber & Associates (CWA) is providing Annual Inspection Services for the Toll-Supported Bridges in 2016. CWA was provided with Notice to Proceed on March 23, 2015. On November 21, 2016, the Commission, via Resolution 3090-11-16, extended CWA's contract to perform GEC services and inspections in 2017 & 2018. A kick-off meeting was held on March 21st, 2017 for the 2017 Toll Bridge Inspections at the -Delaware Water Gap Toll Bridge Administration Building and attended by representatives from District 1, District 2, District 3, Operations, Engineering, and CWA. A progress meeting was held on June 9.

DELAWARE RIVER JOINT TOLL BRIDGE COMMISSION

NOVEMBER 20, 2017 PROJECT STATUS REPORT

Interim inspections have been completed at all of the required (load posted) Toll-Supported Bridges and Inspections of all seven (7) Toll Bridges have been completed. The draft Maintenance Report was submitted on September 8 and is currently under review by Commission Maintenance & Operations. A review meeting was held with District 1 on October 16 and Districts 2 & 3 on October 23. The draft Annual Inspection Report was submitted on September 25 and it is currently under review by Engineering. Sign retro-reflectivity inspections were performed on October 10 in District 2, October 12 in District 1, and October 18 in District 3.

2015-2016 TRAFFIC ENGINEERING CONSULTANT Contract No. C-686A

A Consultant Agreement Modification with Pennoni Associates to extend services by two (2) additional two (2) year cycles was prepared and is being executed.

DELAWARE RIVER JOINT TOLL BRIDGE COMMISSION

Meeting of November 20, 2017

OPERATIONS

The following Pages reflect the reports on those items assigned to the Operations Department. Each item is reported separately and page numbered accordingly.

DELAWARE RIVER JOINT TOLL BRIDGE COMMISSION
Meeting of November 20, 2017

Operation Report Index

For

Department of Security, Safety & Training

SUBJECT	DESCRIPTION	PAGE NUMBER
Department of Security, Safety and Training	Month of October Status Reports	1-17

DELAWARE RIVER JOINT TOLL BRIDGE COMMISSION
Meeting of November 20, 2017

Security, Safety & Training Activity Report

Members of the Security, Safety and Training Department participated in and/or facilitated the following for the month of October.

- 10-4 Department personnel, NJSP liaison attend meeting at Trenton PD to discuss upcoming Trenton half-marathon event.
- 10-06 Attended maintenance recognition luncheon at TM
- 10-10 Assisted Phillipsburg PD with homicide investigation (review of ESS cameras)
- 10-11 Conducted counselling of an employee in presence of HR Director at NHL Administrative facility
- 10-12 Attended Staff/Operations meeting at NHL.
- 10-13 Met with SFC Miller (NJSP Liaison) at I-78 maintenance facility to discuss logistics of upcoming boating safety certification course
- 10-14 Monitor Pork Roll Festival event at NHST TSB
- 10-17 Attended a Coordinated Response Exercise in Clinton, NJ
- 10-18 Coordination of the Boating Safety Certification Course with NJ State Police personnel which was presented to (25) commission employees at I-78
- 10-19 Meeting with Director Cruz to prepare a synopsis of training initiatives/objectives for the DRJTBC
- 10-19 Participated in the WPSC discussions at the DWG
- 10-23 Participated in the interview process at NHL for candidates vying for the position of Corporal
- 10-25 State Police Agencies coordinated efforts on I-78 in the vicinity of the plaza with the Following results;

DOUBLE VISION DETAIL: On 10/25/17, from 0700 hours to 1500 hours, members from Belfast, Bethlehem, Fogelsville and Dublin participated in a joint enforcement detail, Operation Double Vision, with the New Jersey State Police on Interstate 78. With the goal of improving highway safety, a highly visible police presence focused on violations related to

DELAWARE RIVER JOINT TOLL BRIDGE COMMISSION

Meeting of November 20, 2017

distracted/aggressive driving, MCSAP enforcement, impaired driving and highway interdiction. The detail resulted in the following enforcement:

- 126 traffic citations (34 speed, 9 distracted driving, 2 seatbelt, 81 other offenses)
- 3 probable cause/consent searches on vehicles
- 2 drug arrest for possession of a small amount of marijuana, liquid THC and Ecstasy pills

Operation Double Vision NJSP Statistics:

19 NJSP Troopers were assigned to this detail...

- 164 Motor Vehicle stops
 - 83 Speeding Summons
 - 29 Other Hazardous Summons
 - 2 Suspended Drivers
 - 3 Seat Belt
 - 14 Non-hazardous Summons
 - 120 Total Summons
 - 35 Warnings
 - 37 Commercial Vehicle Inspections
 - 81 Title 49 Violations
 - Criminal Arrest – Possession of CDS
 - 7 Overweight Violations
- 10-27 Scheduled bridge monitors for annual in-service training via ESS personnel at NH Administration Facility
- 10-28 Coordinated State Police resources, SS&T personnel for the annual Trenton Half Marathon
- 10-28 Monitor/assist with pedestrian gatherings at the Halloween Parade celebration in Easton-Phillipsburg

Daily Activities Include the Following

- Scheduling of State Police Coverage for requested details which include but are not limited to safety/camera cleaning, lane closing, etc.
- Continued coordination of supplementary patrols with SP agencies to slow down traffic at various toll facilities. (Visibility details, etc.)
- Coordinated/obtained accident reports from State Police liaisons as requested


DELAWARE RIVER JOINT TOLL BRIDGE COMMISSION
Meeting of November 20, 2017

- Conducted background checks for DRTBC new hires
- Processing of State Police monthly invoices

October 2017 SP Stat Report

Bridges	N/R Accidents		Traffic Accidents		Motorist Assists		Other	
	NJ	PA	NJ	PA	NJ	PA	NJ	PA
Milford-Montague 40	-	0	0	0	0	0	2	1
Delaware Water Gap 41	-	0	1	0	0	0	0	10
Portland Pedestrian 42	-	0	-	0	-	0	0	0
Portland Columbia 43	-	0	0	0	0	0	0	0
Riverton – Belvidere 44	-	0	1	0	0	0	9	0
Rt 22 EP 45	-	0	2	0	1	0	10	0
Northampton St 46	-	1	0	0	0	0	0	3
I-78 47	-	1	9	1	1	6	0	9
Riegelsville 48	-	0	0	0	0	1	4	0
Upper Black Eddy Milford 49	-	0	0	0	0	0	0	0
Uhlerstown Frenchtown 50	-	0	0	0	0	0	0	0
Lumberville Raven Rock 51	-	0	-	0	-	0	0	0
Centre Bridge Stockton 52	-	0	0	0	0	0	0	0
New Hope Lambertville Toll 53	-	1	0	0	1	0	0	0
New Hope Lambertville 54	-	0	0	0	0	0	17	1
Washington Crossing 55	-	0	1	1	1	0	0	0
Scudder Falls 56	-	1	0	0	1	0	0	1
Calhoun St 57	-	0	1	0	0	0	1	1
Lower Trenton 58	-	0	1	0	0	0	0	3
Morrisville Trenton 59	-	3	1	0	1	1	0	0

	Citations	Warnings	Security Checks
New Jersey State Police	118	94	348
Pennsylvania State Police	41	46	495



Incident Overweight Turnarounds Monthly

Date Printed: 10/27/2017

Report Contains Date from: 9/1/2017 - 9/30/201

Calhoun Street	Total: 38
Centre Bridge Stockton	Total: 18
New Hope Lambertville TSB	Total: 67
Northampton Street	Total: 331
Riegelsville	Total: 107
Riverton - Belvidere	Total: 56
Uhlerstown - Frenchtown	Total: 9
Washington Crossing	Total: 6
Total All Bridge	632

DELAWARE RIVER JOINT TOLL BRIDGE COMMISSION

MONTHLY ACTIVITY SERVICES RENDERED REPORT

BRIDGE Lumberville-Raven Rock (Ped)

MONTH October

YEAR 2017

ACTIVITY/SERVICE	WEEK OF 7-Oct	WEEK OF 14-Oct	WEEK OF 21-Oct	WEEK OF 31-Oct	TOTAL
Disabled Vehicle Removal	0	0	0	0	0
Shift/Hours On Duty	0	0	0	0	0
Patrols/Crossovers	0	0	0	0	0
Other Inspections	0	0	0	0	0
Complaints Received	0	0	0	0	0
Co-Operation W/Other Agencies	0	0	0	0	0
Services Rendered	0	0	0	0	0
First Aid	0	0	0	0	0
Advisories: Pedestrians, Bikers & Automobiles	0	0	0	0	0
Traffic Control Assistance	0	0	0	0	0
River Readings	0	0	0	0	0
Vehicles Refused Passage	0	0	0	0	0
Medical Emergencies (911 Calls)	0	0	0	0	0
Calls For Assistance (State Police)	0	0	0	0	0
Other Incidents	0	0	0	0	0

NOTES:

DELAWARE RIVER JOINT TOLL BRIDGE COMMISSION

MONTHLY ACTIVITY SERVICES RENDERED REPORT

BRIDGE Lower Trenton

MONTH October

YEAR 2017

ACTIVITY/SERVICE	WEEK OF	7-Oct	WEEK OF	14-Oct	WEEK OF	21-Oct	WEEK OF	31-Oct	TOTAL
Disabled Vehicle Removal		0		0		0		0	0
Shift/Hours On Duty		0		0		0		0	0
Patrols/Crossovers		0		0		0		0	0
Other Inspections		0		0		0		0	0
Complaints Received		0		0		0		0	0
Co-Operation W/Other Agencies		0		0		0		0	0
Services Rendered		0		0		0		0	0
First Aid		0		0		0		0	0
Advisories: Pedestrians, Bikers & Automobiles		0		0		0		0	0
Traffic Control Assistance		0		0		0		0	0
River Readings		0		0		0		0	0
Vehicles Refused Passage		0		0		0		0	0
Medical Emergencies (911 Calls)		0		0		0		0	0
Calls For Assistance (State Police)		0		0		0		0	0
Other Incidents		0		0		0		0	0

NOTES:

DELAWARE RIVER JOINT TOLL BRIDGE COMMISSION

MONTHLY ACTIVITY SERVICES RENDERED REPORT

BRIDGE Calhoun Street

MONTH October

YEAR 2017

ACTIVITY/SERVICE	WEEK OF 7-Oct	WEEK OF 14-Oct	WEEK OF 21-Oct	WEEK OF 31-Oct	TOTAL
Disabled Vehicle Removal	0	0	0	0	0
Shift/Hours On Duty	336	296	256	440	1328
Patrols/Crossovers	150	137	158	232	677
Other Inspections	0	0	0	0	0
Complaints Received	0	1	7	0	8
Co-Operation W/Other Agencies	2	2	0	0	4
Services Rendered	2	11	9	13	35
First Aid	0	0	0	0	0
Advisories: Pedestrians, Bikers & Automobiles	30	20	33	37	120
Traffic Control Assistance	1	1	2	0	4
River Readings	0	0	0	0	0
Vehicles Refused Passage	10	15	15	8	48
Medical Emergencies (911 Calls)	0	0	0	0	0
Calls For Assistance (State Police)	0	1	0	0	1
Other Incidents	0	0	0	0	0

NOTES:

DELAWARE RIVER JOINT TOLL BRIDGE COMMISSION

MONTHLY ACTIVITY SERVICES RENDERED REPORT

BRIDGE Washington Crossing

MONTH October

YEAR 2017

ACTIVITY/SERVICE	WEEK OF 7-Oct	WEEK OF 14-Oct	WEEK OF 21-Oct	WEEK OF 31-Oct	TOTAL
Disabled Vehicle Removal	0	0	0	0	0
Shift/Hours On Duty	168	168	168	240	744
Patrols/Crossovers	77	80	72	112	341
Other Inspections	0	0	0	0	0
Complaints Received	0	0	0	0	0
Co-Operation W/Other Agencies	1	0	1	0	2
Services Rendered	4	9	3	7	23
First Aid	0	0	0	0	0
Advisories: Pedestrians, Bikers & Automobiles	11	6	8	13	38
Traffic Control Assistance	1	0	1	0	2
River Readings	0	0	0	0	0
Vehicles Refused Passage	2	0	3	4	9
Medical Emergencies (911 Calls)	0	0	0	0	0
Calls For Assistance (State Police)	1	1	0	0	2
Other Incidents	0	0	0	0	0

NOTES:

DELAWARE RIVER JOINT TOLL BRIDGE COMMISSION

MONTHLY ACTIVITY SERVICES RENDERED REPORT

BRIDGE New Hope-Lambertville

MONTH October

YEAR 2017

ACTIVITY/SERVICE	WEEK OF	7-Oct	WEEK OF	14-Oct	WEEK OF	21-Oct	WEEK OF	31-Oct	TOTAL
Disabled Vehicle Removal		1		0		0		0	1
Shift/Hours On Duty		336		336		336		472	1480
Patrols/Crossovers		145		139		152		233	669
Other Inspections		0		0		0		0	0
Complaints Received		0		0		0		0	0
Co-Operation W/Other Agencies		5		4		5		2	16
Services Rendered		30		5		7		12	54
First Aid		0		0		1		0	1
Advisories: Pedestrians, Bikers & Automobiles		58		45		79		47	229
Traffic Control Assistance		8		1		7		2	18
River Readings		0		0		0		0	0
Vehicles Refused Passage		12		17		16		10	55
Medical Emergencies (911 Calls)		0		0		1		0	1
Calls For Assistance (State Police)		4		0		2		1	7
Other Incidents		0		0		0		0	0

NOTES:

DELAWARE RIVER JOINT TOLL BRIDGE COMMISSION

MONTHLY ACTIVITY SERVICES RENDERED REPORT

BRIDGE Center Bridge-Stockton

MONTH October

YEAR 2017

ACTIVITY/SERVICE	WEEK OF	7-Oct	WEEK OF	14-Oct	WEEK OF	21-Oct	WEEK OF	31-Oct	TOTAL
Disabled Vehicle Removal		0		0		0		0	0
Shift/Hours On Duty		0		16		8		0	24
Patrols/Crossovers		0		8		4		0	12
Other Inspections		0		0		0		0	0
Complaints Received		0		0		0		0	0
Co-Operation W/Other Agencies		0		0		0		0	0
Services Rendered		0		2		5		0	7
First Aid		0		0		0		0	0
Advisories: Pedestrians, Bikers & Automobiles		0		8		2		0	10
Traffic Control Assistance		0		0		0		0	0
River Readings		0		0		0		0	0
Vehicles Refused Passage		0		6		1		0	7
Medical Emergencies (911 Calls)		0		0		0		0	0
Calls For Assistance (State Police)		0		0		0		0	0
Other Incidents		0		0		0		0	0

NOTES:

DELAWARE RIVER JOINT TOLL BRIDGE COMMISSION

MONTHLY ACTIVITY SERVICES RENDERED REPORT

BRIDGE Riegelsville

MONTH October		YEAR 2017							
ACTIVITY/SERVICE	WEEK OF	30-Sep	WEEK OF	7-Oct	WEEK OF	14-Oct	WEEK OF	28-Oct	TOTAL
Disabled Vehicle Removal		0		0		0		0	0
Shift/Hours On Duty		267		296		312		592	1467
Patrols/Crossovers		128		159		158		317	762
Complaints Received		0		4		0		0	4
Co-Operation W/Other Agencies		57		38		34		138	267
Services Rendered		101		90		89		173	453
First Aid		0		0		0		0	0
Advisories: Pedestrians, Bikers & Automobiles		50		67		32		72	221
Traffic Control Assistance		58		44		27		49	178
River Readings		0		0		0		0	0
Vehicles Refused Passage		24		49		16			89
Medical Emergencies (911 Calls)		0		0		0		0	0
Calls For Assistance (State Police)		1		0		0		0	1
NOTES:									

DELAWARE RIVER JOINT TOLL BRIDGE COMMISSION

MONTHLY ACTIVITY SERVICES RENDERED REPORT

BRIDGE Northampton Street

MONTH <u>October</u>		YEAR <u>2017</u>			
ACTIVITY/SERVICE	WEEK OF 30-Sep	WEEK OF 7-Oct	WEEK OF 14-Oct	WEEK OF 28-Oct	TOTAL
Disabled Vehicle Removal	0	0	0	1	1
Shift/Hours On Duty	336	340	336	688	1700
Patrols/Crossovers	184	186	180	374	924
Complaints Received	0	0	0	2	2
Co-Operation W/Other Agencies	48	24	83	112	267
Services Rendered	139	128	285	476	1028
First Aid	0	0	0	0	0
Advisories: Pedestrians, Bikers & Automobiles	119	72	111	235	537
Traffic Control Assistance	23	24	74	68	189
River Readings	0	0	0	0	0
Vehicles Refused Passage	67	55	89	193	404
Medical Emergencies (911 Calls)	0	0	0	0	0
Calls For Assistance (State Police)	1	1	0	1	3
NOTES:					

DELAWARE RIVER JOINT TOLL BRIDGE COMMISSION
MONTHLY ACTIVITY SERVICES RENDERED REPORT

MONTH <u>October</u>		BRIDGE <u>Milford-Upper Black Eddy</u>							
		YEAR <u>2017</u>							
ACTIVITY/SERVICE	WEEK OF	30-Sep	WEEK OF	7-Oct	WEEK OF	14-Oct	WEEK OF	28-Oct	TOTAL
Disabled Vehicle Removal						0			0
Shift/Hours On Duty						8			8
Patrols/Crossovers						4			4
Complaints Received						0			0
Co-Operation W/Other Agencies						1			1
Services Rendered						0			0
First Aid						0			0
Advisories: Pedestrians, Bikers & Automobiles						0			0
Traffic Control Assistance						0			0
River Readings						0			0
Vehicles Refused Passage						0			0
Medical Emergencies (911 Calls)						0			0
Calls For Assistance (State Police)						0			0
NOTES:									

DELAWARE RIVER JOINT TOLL BRIDGE COMMISSION
MONTHLY ACTIVITY SERVICES RENDERED REPORT

BRIDGE Frenchtown-Uhlerstown									
MONTH October		YEAR 2017							
ACTIVITY/SERVICE	WEEK OF	30-Sep	WEEK OF	7-Oct	WEEK OF	14-Oct	WEEK OF	28-Oct	TOTAL
Disabled Vehicle Removal		0		0		0		0	0
Shift/Hours On Duty		32		24		36		56	148
Patrols/Crossovers		16		12		18		28	74
Complaints Received		0		0		0		0	0
Co-Operation W/Other Agencies		6		4		2		11	23
Services Rendered		3		15		2		55	75
First Aid		0		0		0		0	0
Advisories: Pedestrians, Bikers & Automobiles		35		5		13		26	79
Traffic Control Assistance		5		21		5		63	94
River Readings		0		0		0		0	0
Vehicles Refused Passage		6		3		8		6	23
Medical Emergencies (911 Calls)		0		0		0		0	0
Calls For Assistance (State Police)		0		0		0		0	0
NOTES:									

DELAWARE RIVER JOINT TOLL BRIDGE COMMISSION
MONTHLY ACTIVITY SERVICES RENDERED REPORT

BRIDGE <u>Belvidere-Riverton</u>									
MONTH <u>October</u>		YEAR <u>2017</u>							
ACTIVITY/SERVICE	WEEK OF	30-Sep	WEEK OF	7-Oct	WEEK OF	14-Oct	WEEK OF	28-Oct	TOTAL
Disabled Vehicle Removal		0		0		0		0	0
Shift/Hours On Duty		168		168		168		344	848
Patrols/Crossovers		84		84		85		161	414
Complaints Received		0		0		1		0	1
Co-Operation W/Other Agencies		9		9		9		14	41
Services Rendered		8		3		11		12	34
First Aid		0		0		0		0	0
Advisories: Pedestrians, Bikers & Automobiles		39		6		19		45	109
Traffic Control Assistance		10		2		9		13	34
River Readings		0		0		0		0	0
Vehicles Refused Passage		20		8		21		21	70
Medical Emergencies (911 Calls)		0		0		0		0	0
Calls For Assistance (State Police)		1		0		0		0	1
NOTES:									

DELAWARE RIVER JOINT TOLL BRIDGE COMMISSION
MONTHLY ACTIVITY SERVICES RENDERED REPORT

2 complaints : 1 for person rubbing tires, 1 for person reports not enough signage.

BRIDGE Portland-Columbia (Ped)

MONTH	October	YEAR	2017	WEEK OF	30-Sep	WEEK OF	7-Oct	WEEK OF	14-Oct	WEEK OF	28-Oct	TOTAL
ACTIVITY/SERVICE												
Disabled Vehicle Removal												0
Shift/Hours On Duty												0
Patrols/Crossovers												0
Complaints Received												0
Co-Operation W/Other Agencies												0
Services Rendered												0
First Aid												0
Advisories: Pedestrians, Bikers & Automobiles												0
Traffic Control Assistance												0
River Readings												0
Vehicles Refused Passage												0
Medical Emergencies (911 Calls)												0
Calls For Assistance (State Police)												0
NOTES:												

DELAWARE RIVER JOINT TOLL BRIDGE COMMISSION

Meeting of November 20, 2017

Operations Report Index

ELECTRONIC SECURITY AND SURVEILLANCE REPORT

Subject	Description	Page Numbers
Electronic Security and Surveillance	Status Report for the Month of October 2017	1 - 4

DELAWARE RIVER JOINT TOLL BRIDGE COMMISSION

Meeting of November 20, 2017

ELECTRONIC SECURITY AND SURVEILLANCE REPORT MONTH OF OCTOBER 2017

The below-listed items represent meetings, communications, tasks, and projects involving the Electronic Security and Surveillance Department:

Radio System

- During the month of October 2017, ESS personnel continued working to complete the radio upgrade. Motorola completed a structural analysis on the Solebury tower, however negotiations to procure space continue.
- During the month of October 2017, negotiations to update the existing lease agreement with the owner of the Gravel Hill IR site continued.
- ESS personnel alone, and in conjunction with the New Jersey State Police investigated various other DRJTBC radio issues both during and after normal working hours.
- ESS personnel continue to work with the Districts and IT to update the Cartegraph radio inventory database.

Access Control System

- During the month of October 2017, members of the ESS Department continued to work with Schneider Electric to cut-over the toll facilities to the new access control system. To date, only the Delaware Water Gap facility is pending cut-over and Schneider Electric has started the project.
- During the month of October 2017, ESS personnel worked with General Supply (Commission's locksmith) to address various lock issues and start the yearly door lock maintenance.
- In October 2017, ESS personnel created ID badges and toll cards for new employees and consultants.
- During the month of October 2017, the ACS database was audited and the system was purged of invalid employees and contractor cards. Various other employee ACS rights were updated and/or changed at the request of supervisors.
- Various door alarms and ACS issues were addressed both during and after normal working hours.

DELAWARE RIVER JOINT TOLL BRIDGE COMMISSION

Meeting of November 20, 2017

ELECTRONIC SECURITY AND SURVEILLANCE REPORT MONTH OF OCTOBER 2017

ESS

- On October 11, 2017, ESS personnel traveled to the Morse-Watchman Corporation in Connecticut to review a possible new cash locker.
- On October 13, 2017, ESS personnel attended a webinar on Genetec's "Mission Control" software. This product is being reviewed for use by the Primary Control Center to replace the current incident reporting system.
- During the month of October 2017, ESS personnel continued to work with Schneider Electric on various new Capital Projects, pending projects and current construction projects.
- During the month of October 2017, ESS personnel continued working with Engineering on the new Scudder Falls facility and the renovations to the I-78 administration building.
- On October 26, 2017, ESS personnel and Mr. Hill met with representatives of Telegra analytics to discuss the status of their test.
- ESS personnel reviewed and purged the ESS video storage database that contains copies of videos requested by DRJTBC personnel and outside agencies.
- ESS personnel worked during, and after normal working hours on numerous ESS issues and problems raised by Commission members.
- The ESS Primary Control Center (PCC) continues to operate 24/7 and detected, documented, and assisted the District bridges with various emergencies, traffic, and security related incidents.
- During the month of October 2017, ESS personnel worked with several police departments and DRJTBC personnel on various inquiries and investigations. As a result, ESS personnel investigated and processed **seven** video requests. Please see the attached "ESS Request Video Report" for a summary of information on each request.

Miscellaneous

- On October 12, 2017, ESS personnel attended the DRJTBC Staff and Operations Meeting at the New Hope Executive Headquarters.

DELAWARE RIVER JOINT TOLL BRIDGE COMMISSION

Meeting of November 20, 2017

ELECTRONIC SECURITY AND SURVEILLANCE REPORT MONTH OF OCTOBER 2017

- October 16-20, 2017, ESS personnel conducted the annual in-service training for Operations personnel.
- On October 25, 2017, ESS personnel worked with the new Scudder Falls Project safety consultant to investigate an alleged workplace safety incident.
- During the month of October 2017, ESS personnel worked with Purchasing to finalize a vehicle specification for the new response vehicle.
- During the month of October 2017, ESS personnel worked with Security, Safety and Training on various endeavors.
- During the month of October 2017, ESS personnel continued to work with Delmar Lock Company to design an acceptable cash fund locker.
- During the month of October 2017, ESS assisted District I with the Trenton, NJ half marathon.

ESS Request Video

Report Run Date: 11/1/2017

Report Month: 10/1/2017- 10/31/2017

ID	Request Date	Request_Agency	Requestor	Location	Incident Type	DRJTBC Requestor
1411	10/1/17	DRJTBC	Matthew Jones	Calhoun St.	Theft	Matt Jones
1412	10/3/17	DRJTBC	D Stites - PCC	TM	Other	Denis Stites
1413	10/4/17	DRJTBC	Sgt Anthony Dragotta	178	Other	Denis Stites
1414	10/5/17	DRJTBC	M. Leary Jr	Lower Trenton	Motor Vehicle Accident	Mark Leary Jr
1415	10/6/17	Trenton PD	OFC. Matt Bledsoe	Calhoun St.	Police Investigation	Nicholas Knechel
1416	10/11/17	Drtbc	Sgt Brumbaugh	EP	Motor Vehicle Accident	Kevin Clark
1417	10/11/17	DRJTBC	D Stites - PCC	DWG	Motor Vehicle Accident	Denis Stites
1418	10/12/17	Phillipsburg PD	LT. JOHN Franceschino	EP	Police Investigation	Kevin Clark
1419	10/16/17	DRJTBC	J. Mills	NHL-TS	Pedestrian Accident	Kevin Raike
1420	10/19/17	DRJTBC	Mark Shetay	EP	Motor Vehicle Accident	Ken Terry
1421	10/22/17	DRJTBC	A. León	Riegelsville	Motor Vehicle Accident	Ariel Leon
1422	10/24/17	McKenna Safety Services	Linda McKenna	Scudder Falls	Other	Mark Leary Jr
1423	10/26/17	DRJTBC	Sgt Brumbaugh	EP	Motor Vehicle Accident	Kevin Clark
1424	10/26/17	Phillipsburg PD	Detective Mark Mecca	Northampton	Police Investigation	Kevin Clark
1425	10/27/17	DRJTBC	Sgt. James Matlock	EP	Motor Vehicle Accident	Nicholas Knechel
1426	10/28/17	DRJTBC	ESS Nicholas Knechel	Riverton-Belvidere	Motor Vehicle Accident	Nicholas Knechel
1427	10/29/17	DRJTBC/PCC	KenTerry	DWG	Motor Vehicle Accident	Ken Terry
1428	10/30/17	DRJTBC	ESS Nicholas Knechel	DWG	Motor Vehicle Accident	Nicholas Knechel
1430	10/30/17	DRJTBC	ESS Nicholas Knechel	Northampton	Overweight Crossing	Nicholas Knechel

Total for Month: 19

DELAWARE RIVER JOINT TOLL BRIDGE COMMISSION

Meeting of November 20, 2017

**OPERATIONS REPORT INDEX
FOR
SUPPLEMENTAL PROJECTS REPORT**

SUBJECT	DESCRIPTION	PAGE NUMBER
Projects	Supplemental Projects Report-Overview Report of General Upkeep, Preventative Maintenance, Maintenance Projects and Update of Motor Assistance Program – District I, II and III for the Month of October 2017	1-5

DELAWARE RIVER JOINT TOLL BRIDGE COMMISSION

Meeting of November 20, 2017

SUPPLEMENTAL PROJECTS REPORT

**OVERVIEW REPORT OF GENERAL UPKEEP, PREVENTATIVE MAINTENANCE,
MAINTENANCE PROJECTS AND UPDATE OF MOTOR ASSIST PROGRAM**

DISTRICT I, II AND III

MONTH OF OCTOBER 2017

Report as shown directly hereunder and have been submitted by Lendell Jones, Director of Plants and Facilities, to keep the Commission Members apprised of the above captioned items at all three districts.

District I**LeVar Talley, Superintendent****Jesse Cole, Acting Asst. Superintendent****Larry Dubin, Foreman of Maintenance, Trenton-Morrisville****Daniel Pascuillo, Foreman of Maintenance, New Hope-Lambertville****Trenton-Morrisville Toll Bridge**

Task	JAN	FEB	MAR	APR	MAY	JUN	JUL	AUG	SEP	OCT	NOV	DEC	Total Man-hours
Bridge Maintenance	0	0	16	24	200	96	24	8	0	37			405
Bldg./Facilities Maintenance	716	840	1,015	792	828	886	787	917	883	947			8,611
Grounds Maintenance	64	48	32	178	265	297	240	353	260	232			1,969
Road Maintenance	76	0	52	88	168	47	16	8	154	62			671
Snow/Ice Maintenance	307	188	196	0	0	0	0	0	0	88			779
Vehicle Maintenance	315	265	253	182	84	172	139	144	111	218			1,883
Miscellaneous	8	8	8	16	0	24	16	40	16	32			168
Total Man-hours	1,486	1,349	1,572	1,280	1,545	1,522	1,222	1,470	1,424	1,616	0	0.0	14,486

New Hope-Lambertville Toll Bridge

Task	JAN	FEB	MAR	APR	MAY	JUN	JUL	AUG	SEP	OCT	NOV	DEC	Total Man-hours
Bridge Maintenance	116	168	316	168	316	284	120	120	136	80			1,824
Bldg./Facilities Maintenance	708	708	684	670	742	742	590	808	620	845			7,117
Grounds Maintenance	64	72	88	276	246	360	430	478	448	368			2,830
Road Maintenance	80	32	46	40	306	184	92	106	160	40			1,086
Snow/Ice Maintenance	166	112	160	0	0	0	0	0	0	52			490
Vehicle Maintenance	56	28	32	56	24	24	72	84	60	99			535
Miscellaneous	104	40	40	40	32	72	48	64	60	56			556
Total Man-hours	1,294	1,160	1,366	1,250	1,666	1,666	1,352	1,660	1,484	1,540	0	0.0	14,438

Southern Division Toll Supported Bridges

Task	JAN	FEB	MAR	APR	MAY	JUN	JUL	AUG	SEP	OCT	NOV	DEC	Total Man-hours
Bridge Maintenance	32	88	144	80	232	319	100	64	84	79			1,222
Bldg./Facilities Maintenance	447	393	489	460	304	305	285	400	375	491			3,949
Grounds Maintenance	88	232	80	268	328	450	354	399	333	381			2,913
Road Maintenance	107	48	164	79	292	154	72	80	265	280			1,541
Snow/Ice Maintenance	146	113	119	0	0	0	0	0	0	40			418
Vehicle Maintenance	220	166	120	158	112	93	128	132	128	209			1,466
Miscellaneous	69	100	155	48	94	94	39	90	110	40			839
Total Man-hours	1,109	1,140	1,271	1,093	1,362	1,415	978	1,165	1,295	1,520	0	0.0	12,348

District II**James Shelly, Superintendent****Harry Brown, Asst. Superintendent****Robert Varju, Foreman of Maintenance, I-78****Mark W. Dilts, Foreman of Maintenance, Easton-Phillipsburg****Easton-Phillipsburg Toll Bridge**

Task	JAN	FEB	MAR	APR	MAY	JUN	JUL	AUG	SEP	OCT	NOV	DEC	Total Man-hours
Bridge Maintenance	32	56	72	236	257	491	204	264	76	193			1,881
Bldg./Facilities Maintenance	857	600	727	460	540	491	432	505	524	570			5,706
Grounds Maintenance	88	48	120	163	348	262	246	351	370	280			2,276
Road Maintenance	95	101	104	184	220	469	272	169	70	193			1,877
Snow/Ice Maintenance	156	156	282	0	0	0	0	0	0	0			594
Vehicle Maintenance	88	197	304	183	68	96	24	8	40	80			1,088
Miscellaneous	49	64	32	72	32	52	38	78	99	148			664
Total Man-hours	1,365	1,222	1,641	1,298	1,465	1,861	1,216	1,375	1,179	1,464	0	0	14,086

I-78 Toll Bridge

Task	JAN	FEB	MAR	APR	MAY	JUN	JUL	AUG	SEP	OCT	NOV	DEC	Total Man-hours
Bridge Maintenance	64	56	8	79	180	181	32	56	48	218			922
Bldg./Facilities Maintenance	827	854	1069	846	1,103	1,033	892	887	917	884			9,312
Grounds Maintenance	96	410	410	654	735	848	623	863	590	475			5,704
Road Maintenance	104	32	0	72	206	54	35	16	124	186			829
Snow/Ice Maintenance	702	288	460	0	0	0	0	0	0	0			1,450
Vehicle Maintenance	148	164	160	131	104	160	113	166	116	178			1,440
Miscellaneous	128	92	49	88	131	93	117	276	179	232			1,385
Total Man-hours	2,069	1,896	2,156	1,870	2,459	2,369	1,812	2,264	1,974	2,173	0	0	21,042

Northern Division Toll Supported Bridges

Task	JAN	FEB	MAR	APR	MAY	JUN	JUL	AUG	SEP	OCT	NOV	DEC	Total Man-hours
Bridge Maintenance	56	48	56	160	152	280	144	252	156	300			1,604
Bldg./Facilities Maintenance	546	389	476	285	336	82	52	68	124	164			2,522
Grounds Maintenance	88	78	159	168	352	343	224	307	326	347			2,392
Road Maintenance	88	64	104	180	176	250	208	136	98	292			1,596
Snow/Ice Maintenance	89	112	271	0	0	0	0	0	0	0			472
Vehicle Maintenance	139	152	184	144	134	161	144	128	132	150			1,468
Miscellaneous	0	0	0	8	16	0	0	0	0	16			40
Total Man-hours	1,006	843	1,250	945	1,166	1,116	772	891	836	1,269	0	0	10,094

District III**Michele Gara, Acting Superintendent****Richard Taft, Assistant Superintendent****James Gower, Foreman of Maintenance****Portland-Columbia Toll Bridge**

Task	JAN	FEB	MAR	APR	MAY	JUN	JUL	AUG	SEP	OCT	NOV	DEC	Total Man-hours
Bridge Maintenance	16	8	56	64	127	96	0	8	24	0			399
Bldg./Facilities Maintenance	428	304	306	267	120	96	156	236	262	229			2,404
Grounds Maintenance	72	56	67	174	160	174	156	152	172	148			1,331
Road Maintenance	0	64	88	112	136	152	48	136	56	72			864
Snow/Ice Maintenance	40	117	193	0	0	0	0	0	0	14			364
Vehicle Maintenance	127	64	136	50	68	120	80	44	28	40			757
Miscellaneous	64	32	98	137	20	30	76	28	8	32			525
Total Man-hours	747	645	944	804	631	668	516	604	550	535	0	0	6,644

Delaware Water Gap Toll Bridge

Task	JAN	FEB	MAR	APR	MAY	JUN	JUL	AUG	SEP	OCT	NOV	DEC	Total Man-hours
Bridge Maintenance	0	8	0	0	208	0	32	0	12	32			292
Bldg./Facilities Maintenance	1,377	1317	1,100	1,248	1,176	1,192	936	1,144	1,080	1,016			11,586
Grounds Maintenance	56	32	146	0	8	224	184	240	128	88			1,106
Road Maintenance	32	32	32	24	104	96	152	32	92	168			764
Snow/Ice Maintenance	191	208	284	0	0	0	0	0	0	0			683
Vehicle Maintenance	176	160	248	168	160	192	144	172	136	136			1,692
Miscellaneous	80	88	56	16	48	8	64	32	8	56			456
Total Man-hours	1,912	1845	1,866	1,456	1,704	1,712	1,512	1,620	1,456	1,496	0	0	16,579

Milford-Montague Toll Bridge

Task	JAN	FEB	MAR	APR	MAY	JUN	JUL	AUG	SEP	OCT	NOV	DEC	Total Man-hours
Bridge Maintenance	0	0	0	32	166	0	16	0	48	32			294
Bldg./Facilities Maintenance	560	432	350	316	430	376	366	262	216	248			3,556
Grounds Maintenance	0	12	20	156	83	262	208	338	236	328			1,643
Road Maintenance	0	12	48	104	31	40	40	88	125	56			544
Snow/Ice Maintenance	100	116	171	0	0	0	0	0	0	20			407
Vehicle Maintenance	44	80	118	38	54	66	46	64	72	60			642
Miscellaneous	52	24	144	121	8	32	24	24	23	40			492
Total Man-hours	756	676	851	767	772	776	700	776	720	784	0	0	7,578



**Monthly Motor Assistance Program Report
October 2017**

10/2017	1	TM	AAA Called	Tire Ass't	Cleared Vehicle	Unleaded Gas	Diesel Fuel	Jump Start	Radiator Fill	Washer Fill	Cell Phone	Traffic Control	Transport Motorist	Other
			1	2			1					1		
			Dist Total				1					1		
	2		1	1	3	2						3		
			1	1	2			2				8		3
			Dist Total					2				11		3
	3		1	3	2			1				4		1
			1		1	1		1			1			1
			Dist Total					1						
			2	3	3	1		3			1	4		2
			Grand Total				1	5			1	16		5

DELAWARE RIVER JOINT TOLL BRIDGE COMMISSION

Meeting of November 20, 2017

USE OF FACILITIES REQUEST REPORT

MONTH OF OCTOBER 2017

SUBJECT	DESCRIPTION	PAGE NUMBER
Use of Facilities	Use of Facilities Request-Month of October 2017	1

DELAWARE RIVER JOINT TOLL BRIDGE COMMISSION

Meeting of November 20, 2017

PROPERTY REPORT

Use of Commission Facilities

Facility	Organization	Date/Time	Description of Use
Northampton St. Toll Supported Bridge	City of Easton	October 16, 2017 through November 7, 2017	DII-UOF City of Easton Bacon fest - Banner
District I various locations	City of Trenton	October 28, 2017	DI- Assistance w/ Running/Walking events at various locations.

DELAWARE RIVER JOINT TOLL BRIDGE COMMISSION

Meeting of November 20, 2017

Operations Report Index

Plants and Facilities

SUBJECT	DESCRIPTION	PAGE NUMBER
Plants and Facilities	Status report Month of October, 2017	1-2

DELAWARE RIVER JOINT TOLL BRIDGE COMMISSION
Meeting of November 20, 2017

PLANTS AND FACILITIES REPORT
MONTH OF OCTOBER 2017

- Oversaw and monitored activities for the Motorist Assistance Program during the month of October, 2017. Forwarded the monthly report to the Executive Director of Operations.
- Attended C-657A-3 Buildings & Facilities Energy Conservation Measures Implementation Mechanical & Electrical Design progress meeting at New Hope Toll Bridge.
- Attended T-645B - Buildings & Facilities Energy Conservation Measures – Electrical / Lighting Bi-Weekly progress meetings at New Hope Toll Bridge Facility.
- Attended meeting with District I staff to discuss New Hope Lambertville Firehouse window replacement schedule.
- Attended meeting to discuss Contract No. C-684A 2017 Toll Bridge Inspections – District I Maintenance Report Review held at Trenton Morrisville Toll Bridge.
- Attended T-717A, Milford-Montague Toll Bridge Salt Storage Building, Kick-Off Meeting held at Milford-Montague Toll Bridge Facility.
- Attended meeting C-519A - District Central Operations & Maintenance Administration Buildings meeting held at Trenton Morrisville Toll Bridge
- Attended meeting with IT department to discuss 2018 Capital Vehicle and Equipment replacement lists updated into Cartegraph asset management system.
- Attended oral interviews for District I Toll Corporal Candidates held at New Hope Toll Bridge Facility.
- Attended T-508A - I-78 - Maintenance Garage Expansion (Bi-Weekly Progress Mtg.) held at I-78 Toll Bridge Maintenance Facility.
- Approved Integrity Mechanical to replace circulator pump from main heating boiler, clean and remove sludge from the underground storage tank at New Hope Facility.

DELAWARE RIVER JOINT TOLL BRIDGE COMMISSION
Meeting of November 20, 2017

- Reviewed and approved invoices for repairs submitted by Guide Rail/Attenuator contractor J. Fletcher Creamer for repairs completed at I-78, Easton Phillipsburg and Frenchtown Bridge.
- Completed scope of work for the New Hope Lambertville facility capital project to resurface the maintenance garage floor, forwarded to purchasing department for review.
- Prepared monthly Plants and Facilities report for October 2017 Superintendents / Operations staff meeting held at New Hope Lambertville administration meeting.
- Reviewed the Accident Log/Property Damage Reports for the month of October, 2017. Forwarded the monthly report to the Director of Human Resources, Insurance Administrator, Comptroller and Deputy Executive Director of Operations.
- Prepared monthly Plants and Facilities report for October 2017 Superintendents / Operations staff meeting held at New Hope Lambertville administration meeting.
- Attended monthly Superintendents / Operations meeting for October 2017 held at New Hope Toll Bridge Facility.
- Continued site visits of Commission Facilities during the month of October, 2017 to review plant operations, maintenance procedures and related issues.
- Prepared and forwarded the report on Use of Commission Facilities for the month of October, 2017 to the Deputy Executive Director of Operations.

DELAWARE RIVER JOINT TOLL BRIDGE COMMISSION

Meeting of November 20, 2017

**OPERATIONS INDEX
FOR
INFORMATION TECHNOLOGY**

SUBJECT	DESCRIPTION	PAGE NUMBER
Information Technology	Status Report Month of October 2017	1





DELAWARE RIVER JOINT TOLL BRIDGE COMMISSION

Meeting of November 20, 2017

Information Technology Department Report Month of October 2017


The following activities under the general heading of Information Technology were recently initiated, accomplished, or performed:

Helpdesk/Deployments:


-  Processed 92 work orders for the month of October.
-  Includes all software support, IT daily tasks, printer and desktop support, Intranet, news and job postings, telephone support, and form design/updates.
-  Includes configuration and deployment of desktops, laptops, and cell phones.
-  Includes MUNIS, Kronos, Cartegraph, and other Enterprise Software updates and maintenance, and EZ-Pass support.

Projects:


Kronos Upgrade/Replacement:

-  Currently evaluating a plan to upgrade Kronos.

WAN Upgrade:

-  Activated diverse circuits to 8 locations.

Telephone Upgrade:

-  We have installed a test system to begin evaluating the new proposed system.