

DELAWARE RIVER
JOINT TOLL BRIDGE COMMISSION
MINUTES
MEETING OF JULY 31, 2017

DELAWARE RIVER JOINT TOLL BRIDGE COMMISSION

MEMBERS OF THE COMMISSION

NEW JERSEY

HONORABLE MICHAEL B. LAVERY
Chairman

HONORABLE GEOFFREY S. STANLEY

HONORABLE GARRETT LEONARD VAN VLIET

HONORABLE LORI CIESLA

HONORABLE YUKI MOORE LAURENTI
Treasurer

PENNSYLVANIA

HONORABLE WADUD AHMAD
Vice Chairman

HONORABLE MIRIAM HUERTAS

HONORABLE PAMELA JANVEY
Secretary

HONORABLE DANIEL GRACE

VACANT

DELAWARE RIVER JOINT TOLL BRIDGE COMMISSION

STANDING COMMITTEES

FINANCE, INSURANCE MANAGEMENT AND OPERATIONS

PENNSYLVANIA: Janvey*, Huertas

NEW JERSEY: Ciesla, Laurenti

PROJECTS, PROPERTY AND EQUIPMENT

PENNSYLVANIA: Ahmad, Grace

NEW JERSEY: Stanley, Van Vliet*

PROFESSIONAL SERVICES

PENNSYLVANIA: Ahmad*, Vacant

NEW JERSEY: Lavery, Van Vliet

PERSONNEL

PENNSYLVANIA: Grace, Janvey

NEW JERSEY: Ciesla, Stanley*

AUDIT COMMITTEE

PENNSYLVANIA: Ahmad, Janvey

NEW JERSEY: Lavery*, Laurenti

ADMINISTRATIVE COMMITTEE

PENNSYLVANIA: Grace, Huertas

NEW JERSEY: Laurenti*, Ciesla

Chairman and Vice Chairman Ex-Officio of all Committees

*Chairman of Committee

**DELAWARE RIVER JOINT TOLL BRIDGE COMMISSION
RECAPITULATION OF COMMITTEE MEMBERSHIP**

Lavery	(1)	Ex-Officio of all Committees
	(2)	Professional Services Committees
	(3)	Audit Committee (Chairperson)
Ciesla	(1)	Finance, Insurance Management and Operations Committee
	(2)	Personnel Committee
	(3)	Administrative Committee
Ahmad	(1)	Projects, Property and Equipment Committee
	(2)	Professional Services Committee (Chairperson)
	(3)	Audit Committee
Grace	(1)	Projects, Property and Equipment Committee
	(2)	Personnel Committee
	(3)	Administrative Committee
Janvey	(1)	Finance, Insurance Management and Operations Committee (Chairperson)
	(2)	Personnel Committee
	(3)	Audit Committee
Laurenti	(1)	Finance, Insurance Management and Operations Committee
	(2)	Audit Committee
	(3)	Administrative Committee (Chairperson)
Vacant	(1)	Professional Services
Stanley	(1)	Projects, Property and Equipment Committee
	(2)	Personnel Committee (Chairperson)
Huertas	(1)	Finance, Insurance Management and Operations Committee
	(2)	Administrative Committee
Van Vliet	(1)	Projects, Property and Equipment Committee (Chairperson)
	(2)	Professional Services Committee

DELAWARE RIVER JOINT TOLL BRIDGE COMMISSION

PROFESSIONAL ASSOCIATES

CONSULTING ENGINEERS

CHERRY, WEBER & ASSOCIATES
Freehold, NJ

LEGAL COUNSEL

ARCHER
Philadelphia, Pennsylvania

FLORIO, PERRUCCI, STEINHARDT & FADER
Phillipsburg, New Jersey

EMPLOYMENT COUNSEL

STRADLEY, RONON, STEVENS & YOUNG
Philadelphia, Pennsylvania

CHIESA SHAHINIAN & GIANTOMASI
West Orange, New Jersey

AUDITOR

ZELINKOFSKE AXELROD, LLC
Jamison, Pennsylvania

FINANCIAL ADVISOR

NW FINANCIAL GROUP
Jersey City, New Jersey

COMMUNICATIONS CONSULTANT

BELLEVUE COMMUNICATIONS
Philadelphia, Pennsylvania

INVESTMENT ADVISOR

WILMINGTON TRUST
Wilmington, Delaware

DELAWARE RIVER JOINT TOLL BRIDGE COMMISSION

ORGANIZATION CHART

COMMISSIONERS

Executive Director
Joseph J. Resta

Chief Engineer
Roy Little

Assistant Chief Engineer
Kevin Skeels

**Deputy Executive Director
of Communications**
Joseph Donnelly

Director of Community Affairs
Jodee Inscho

**Chief Administrative
Officer**
Arnold Conoline

Director of Human Resources
Joanna M. Cruz

Director of Purchasing
David Burd

Director of E-ZPass
Yvonne Kushner

Contract Compliance Director
Julio Guirby

**Deputy Executive Director
of Operations**
Sean Hill

District Superintendents
LeVar Talley, D I
James Shelly, D II
Jeanne Clark, D III

Director of Plants & Facilities
Lendell Jones

**Director of Security Safety
and Training**
William Wright

**Director of Electronic
Security Surveillance**
Matthew Hartigan

**Director of Information
Technology**
John Bencivengo

Chief Financial Officer
James M. Petrino

Comptroller
Stephen Cathcart

DELAWARE RIVER JOINT TOLL BRIDGE COMMISSION

Meeting of July 31, 2017

INDEX TO MINUTES

	PAGE
1. Call to Order	1
2. Appearances.....	1 - 2
3. Roll Call.....	2
4. Welcome Remarks of Chairman	2
5. Introduction of Comments from the Public	2
6. Executive Director's Report	2 - 4
7. Approval of Minutes for Commission Meeting June, 2017.....	4
8. Approval of Operations Report Month of June 2017	4 - 5
9. Appointment of Innovative Risk Solution As Broker of Record for Active Employees And Pre-65 Retiree Medical and Prescription Benefit Plan	5
10. Promotion of Maintenance Employees (2) Individuals-Wade Caccese and Richard Kisselbach to Maintenance Worker II-District II.	5 - 6
11. Appointment of Lauren Werner to Custodial Worker Position-Trenton-Morrisville Toll Bridge.....	6
12. Promotion of William Kresge to Assistant Foreman of Maintenance-District III	7
13. Approval of Payment of Invoices Stradley Ronon, PA Labor Counsel.....	7 - 8

DELAWARE RIVER JOINT TOLL BRIDGE COMMISSION

Meeting of July 31, 2017

14.	Approval for Payment of Invoices Archer Law, PA Legal Counsel	8
15.	Approval for Payment of Invoice Chiesa, Shahinian & Giantomasi, NJ Labor Counsel.....	8 - 9
16.	Approval of Payment of Invoice, Florio Perrucci Steinhardt and Fader, NJ Legal Counsel	9
17.	Invitation for Comments.....	9
18.	Scheduling of the September 25, 2017 Meeting	9
19.	Adjournment	10

DELAWARE RIVER JOINT TOLL BRIDGE COMMISSION

Meeting of July 31, 2017

CALL TO ORDER

The Regular Monthly Meeting of the Delaware River Joint Toll Bridge Commission was called to Order at the New Hope Executive Offices, 2492 River Road, New Hope, PA. 18938-9519, on Monday, July 31, 2017 at 10:35 a.m. pursuant to notice properly forwarded to each member in compliance with the by-laws. Michael Lavery, Chairman, presided at this meeting. The Commissioners met in Executive Session to discuss legal and personnel matters prior to this meeting.

APPEARANCES

COMMISSION MEMBERS:

Hon. Wadud Ahmad (Pennsylvania)
Hon. Lori Ciesla (New Jersey) (Via Conference Call)
Hon. Geoffrey S. Stanley (New Jersey)
Hon. Daniel Grace (Pennsylvania)
Hon. Miriam Huertas (Pennsylvania) (Via Conference Call)
Hon. Pamela Janvey (Pennsylvania)
Hon. Yuki Moore Laurenti (New Jersey)
Hon. Michael Lavery (New Jersey)
Hon. Garrett Van Vliet (New Jersey)

COMMISSION COUNSEL:

Douglas Steinhart, Florio, Perrucci, Steinhardt & Fader, New Jersey
Shelley Smith, Archer Law, Pennsylvania
Jonathan Bloom, Stradley, Ronon, Stevens & Young Pennsylvania
John Casey, Chiesa Shahinian & Giantomasi, New Jersey

GOVERNORS REPRESENTATIVES:

Mary Maples, NJ Authorities Unit
Chelsea Guzowski, PA Governor's Office

COMMISSION STAFF MEMBERS:

Joseph J. Resta, Executive Director
Sean Hill, Deputy Executive Director of Operations
Roy Little, Chief Engineer
James Petrino, Chief Financial Officer
Joseph Donnelly, Deputy Executive Director of Communications
Arnold Conoline, Chief Administrative Officer
Joanna Cruz, Director of Human Resources

DELAWARE RIVER JOINT TOLL BRIDGE COMMISSION

Meeting of July 31, 2017

Stephen Cathcart, Comptroller
Wendy Reading, Director of Administrative Services

PROFESSIONAL ASSOCIATES

Alex Styer, Bellevue Communications Consultant

ROLL CALL

Joseph Resta, Executive Director, in his capacity as Secretary for this Meeting called the roll, and at the conclusion thereof, reported that there was a quorum present-there being four members present from the Commonwealth of Pennsylvania and five members present from the State of New Jersey.

WELCOMING REMARKS OF CHAIRMAN

Chairman Lavery welcomed those persons whose identities are set forth hereinabove under "Appearances".

INTRODUCE ANY COMMENTS FROM THE PUBLIC

Chairman Lavery addressed the meeting and invited any comments from the public on items pertaining to today's Agenda. No questions were presented.

EXECUTIVE DIRECTORS REPORT

Joseph Resta, Executive Director, addressed the meeting and said;

"Thank you, Mr. Chairman, good morning. A brief status report on our traffic, budget and projects seems to be in order today, as this is the last meeting before we take our annual summer hiatus;

"The June operations report submitted to Commissioners this morning provides traffic and revenue data for the first six months of this year. At this pivotal half-way point, our toll traffic is showing an overall 2-percent increase when compared to the first six months of 2016. Passenger vehicles are up 1.6 percent and trucks have risen almost 4 percent. Resulting earned revenues for this six-month period were up about \$2 million – or roughly 3.2 percent – over what was recorded during the first half of 2016. One contributing factor for the increase was the traffic surge resulting from the emergency shutdown of the Turnpike Connector Bridge earlier this year. But the ongoing national economic recovery and reduced fuel costs also are causing more people to hit the road and, ultimately, use our toll bridges. The Commission hit new traffic-volume records in

DELAWARE RIVER JOINT TOLL BRIDGE COMMISSION

Meeting of July 31, 2017

each of the past two years. It's too early to say whether new records will be struck again this year, but the trend lines at the halfway point certainly are encouraging;

"Turning to the other side of the financial ledger, the budget, the outlook is equally positive as the Commission is operating at about 90 percent of what had been budgeted to this point of the year. This bodes well for the months ahead as we start crafting the 2018 operating budget;

"Moving away from numbers, a new project is getting underway: the replacement of the lighting components in the "Trenton Makes, The World Takes" sign affixed to our Lower Trenton Toll-Supported Bridge. The current neon signage went dark in recent weeks to allow the replacement process to proceed. Workers will soon remove that old lighting system so they can clean and repaint the sign's 9-foot, 6-inch letters before outfitting it with new electrical-supply components and LED strip lighting. The new lighting system will have an exponentially longer service life, be more reliable in all kinds of weather conditions, and will generate significant energy cost reductions in the process;

"The Scudder Falls Bridge Replacement Project continues to move ahead with construction activities now underway at no less than 10 different locations in the 4.4 mile project area. Land clearing began last week for noise-abatement walls just south of the Route 579/Bear Tavern Road interchange in New Jersey. Farther to the south, utility line relocation work continues along Route 175/River Road and a variety of land-clearing, grading, drainage and temporary paving activities have been executed at the I-95/Route 29 interchange. At the river's edge in New Jersey, work crews have established a staging area for the new bridge and moved in two large construction cranes. A demonstration test shaft has been dug and construction has begun on the bulkhead and trestle causeway that will be used to build the upstream span of the new bridge;

"Similar bulkhead construction and trestle causeway preparations have begun across the river in Pennsylvania, where another large construction crane now dominates the skyline. Adjoining property has been cleared for the bridge monitor/all-electronic tolling building site. Also nearby, an electrical subcontractor has started work on a traffic signal that will eventually control vehicular movements at the intersection of Taylorsville and Woodside roads and temporary ramp construction and drainage work is progressing at the adjacent I-95/Taylorsville Road interchange. For motorists moving through the project area, one of the most noticeable changes has been along the Pennsylvania segment of I-95 between the Taylorville Road interchange and the Route 332/Newtown-Yardley interchange. Southbound traffic was shifted to the right lane and shoulder earlier this month and a concrete construction barrier has been installed along the entire left side of this roadway segment. The resulting traffic pattern

DELAWARE RIVER JOINT TOLL BRIDGE COMMISSION

Meeting of July 31, 2017

now consists of two 11-foot-wide travel lanes without shoulders. A similar traffic shift is expected to be established along the northbound lanes this week. Once fully established, the dual lane shifts will allow for widening work in the highway median. To advance this objective, the contractor is constructing a large stormwater basin in the southeast infield of the I-95/Route 332 interchange. Stormwater pre-treatment basins also have been established alongside portions of the Pennsylvania I-95 bridge approach segment. As much as the landscape has changed across the project area this month, we expect the pace of construction to further intensify in the weeks ahead;

“In closing, I want to remind everyone that the Commission’s August meeting has been cancelled and the next Commission meeting is scheduled for September 25. Until then, please enjoy the rest of the summer.”

APPROVAL OF MINUTES FOR COMMISSION MEETING HELD JUNE 26, 2017

R: 3348-07-17- ADM-01-07-17

Chairman Lavery addressed the meeting and requested the adoption of a Resolution approving the Minutes of the Commission Meeting held June 26, 2017.

At the conclusion of the review, Commissioner Stanley moved and Commissioner Grace second the adoption of the following Resolution:

"RESOLVED, by the Delaware River Joint Toll Bridge Commission at its Regular Meeting assembled this 31st day of July, 2017, that the Minutes of the Regular Commission Meeting held on June 26, 2017 be and the same hereby are approved."

Chairman Lavery invited any questions on the Resolution. No questions were presented and the Resolution was unanimously adopted.

APPROVAL OF OPERATIONS REPORT FOR THE MONTH OF JUNE 2017

R: 3349-07-17- ADM-02-07-17

Chairman Lavery addressed the meeting and asked if there were any questions on any of the reports contained in the "Operations Report".

At the conclusion of the review, Commissioner Laurenti moved and Vice Chairman Ahmad seconded the adoption of the following Resolution:

DELAWARE RIVER JOINT TOLL BRIDGE COMMISSION

Meeting of July 31, 2017

"RESOLVED, by the Delaware River Joint Toll Bridge Commission at its Regular Meeting assembled this 31st day of July, 2017, that the Operations Report, which reflects Commission activity for the month of June 2017 are hereby approved."

Chairman Lavery then invited any questions on the Resolution. No questions were presented and the Resolution was unanimously adopted.

APPOINTMENT OF INNOVATIVE RISK SOLUTIONS AS BROKER OF RECORD FOR ACTIVE EMPLOYEES AND PRE-65 RETIREE MEDICAL AND PRESCRIPTION BENEFIT PLAN

R: 3350-07-17- INS-01-07-17

Chairman Lavery addressed the meeting and asked the Commission Members if, after their review, there were any questions.

Commissioner Grace and Commissioner Janvey, addressed the meeting and asked PA Legal Counsel, if there was any conflict of interest, being that they both sit on a non-profit board with a member of Innovative Risk Solutions.

Attorney Smith, PA Legal Counsel, stated that there is no conflict of interest and they may vote on this Resolution.

At the conclusion of the review, Commissioner Van Vliet moved and Commissioner Stanley seconded the adoption of the following Resolution:

"RESOLVED, by the Delaware River Joint Toll Bridge Commission at its Regular Meeting assembled this 31st day of July, 2017, that the Commission authorize the appointment of Innovative Risk Solutions as the Commission's Broker of Record for our active employee and pre-65 retiree medical and prescription benefit plan."

Chairman Lavery then invited any further questions or comments on the Resolution. No questions were presented and the Resolution was unanimously adopted.

PROMOTION OF MAINTENANCE EMPLOYEES (2) INDIVIDUALS-WADE CACCESE AND RICHARD KISSELBACH TO MAINTENANCE WORKER II-DISTRICT II

R: 3351-07-17- PER-01-07-17

Chairman Lavery addressed the meeting and asked the Commission Members if, after their review, there were any questions.

DELAWARE RIVER JOINT TOLL BRIDGE COMMISSION

Meeting of July 31, 2017

At the conclusion of the review, Commissioner Stanley moved and Commissioner Van Vliet seconded the adoption of the following Resolution:

"RESOLVED, by the Delaware River Joint Toll Bridge Commission at its Regular Meeting assembled this 31st day of July, 2017, that the Commission authorizes the Executive Director to effect the promotion of the following employees, at the stated salary at the start of the first pay period after the approval of this Resolution to the classification indicated below;

Employee	Loc.	Position	Salary
Wade Caccese	E-P	Maintenance Worker II	\$40,107
Richard Kisselbach	E-P	Maintenance Worker II	\$40,107

Chairman Lavery then invited any further questions or comments on the Resolution. No questions were presented and the Resolution was unanimously adopted.

APPOINTMENT OF LAUREN WERNER, TO CUSTODIAL WORKER POSITION-TRENTON-MORRISVILLE TOLL BRIDGE

R: 3352-07-17- PER-02-07-17

Chairman Lavery addressed the meeting and asked the Commission Members if, after their review, there were any questions.

At the conclusion of the review, Commissioner Van Vliet moved and Commissioner Grace seconded the adoption of the following Resolution:

"RESOLVED, by the Delaware River Joint Toll Bridge Commission at its Regular Meeting assembled this 31st day of July, 2017, that the Commission authorizes the appointment of Lauren Werner to the position of Custodial Worker at the Trenton-Morrisville Toll Bridge with starting compensation set at \$29,925 per annum, which is the minimum step in the pay range for the Custodial Worker position (\$29,925 -\$38,202) pending satisfactory completion of the required personnel processing."

Chairman Lavery then invited any further questions or comments on the Resolution. No questions were presented and the Resolution was unanimously adopted.

DELAWARE RIVER JOINT TOLL BRIDGE COMMISSION

Meeting of July 31, 2017

PROMOTION OF WILLIAM KRESGE TO ASSISTANT FOREMAN OF MAINTENANCE-DISTRICT III

R: 3353-07-17- PER-03-07-17

Chairman Lavery addressed the meeting and asked the Commission Members if, after their review, there were any questions.

At the conclusion of the review, Commissioner Van Vliet moved and Vice Chairman Ahmad seconded the adoption of the following Resolution:

"RESOLVED, by the Delaware River Joint Toll Bridge Commission at its Regular Meeting assembled this 31st day of July, 2017, that the Commission authorizes the promotion of William Kresge to the Assistant Foreman of Maintenance Position in District III with starting compensation fixed at \$55,368 per annum, which is step 4 in the pay range for the Assistant Foreman of Maintenance position (\$47,834-\$61,049) pending satisfactory completion of the required personnel processing; and

RESOLVED, that the Commission authorizes the Executive Director to effect the promotion of William Kresge to the Assistant Foreman of Maintenance position pending satisfactory completion of the required personnel processing."

Chairman Lavery then invited any further questions on the Resolution. No questions were presented and the Resolution was unanimously adopted.

APPROVAL FOR PAYMENT OF INVOICE STRADLEY RONON, PA LABOR COUNSEL

R: 3354-07-17- ACCT -01-07-17

Chairman Lavery addressed the Meeting and asked the Commission Members if, after their review, there were any questions.

At the conclusion of the review, Commissioner Van Vliet moved and Commissioner Stanley seconded the adoption of the following Resolution:

"RESOLVED, by the Delaware River Joint Toll Bridge Commission at its Regular Meeting assembled this 31st day of July, 2017, via this Resolution, authorizes payment of invoices #17061404, #17061400, #17061403 and #17061402 in the total amount of \$2,681.67 Professional Services Rendered to Stradley Ronon, PA Labor Counsel; and

"RESOLVED, identifying the Operating Fund as the source of funds required for any and all disbursements."

DELAWARE RIVER JOINT TOLL BRIDGE COMMISSION

Meeting of July 31, 2017

Chairman Lavery then invited any questions on the Resolution. No questions were presented and the Resolution was unanimously adopted.

APPROVAL FOR PAYMENT OF INVOICES ARCHER LAW, PA LEGAL COUNSEL

R: 3355-07-17- ACCT -02-07-17

Chairman Lavery addressed the Meeting and asked the Commission Members if, after their review, there were any questions.

At the conclusion of the review, Commissioner Van Vliet moved and Commissioner Stanley seconded the adoption of the following Resolution:

“RESOLVED, by the Delaware River Joint Toll Bridge Commission at its Regular Meeting assembled this 31st day of July, 2017, via this Resolution authorizing payment of invoices #4087987, #4087988, #4087497 and #4087989 in the total amount due of \$ 7,313.25 for Professional Services Rendered to Archer Law, PA Legal Counsel; and

“RESOLVED, identifying the Operating Fund as the source of funds required for any and all disbursements.”

Chairman Lavery then invited any questions on the Resolution. No questions were presented and the Resolution was unanimously adopted.

APPROVAL FOR PAYMENT OF INVOICES CHIESA SHAHINIAN & GIANTOMASI, NJ LABOR COUNSEL

R: 3356-07-17- ACCT -03-07-17

Chairman Lavery addressed the Meeting and asked the Commission Members if, after their review, there were any questions.

At the conclusion of the review, Commissioner Van Vliet moved and Commissioner Stanley seconded the adoption of the following Resolution:

“RESOLVED, by the Delaware River Joint Toll Bridge Commission at its Regular Meeting assembled this 31st day of July, 2017, via this Resolution authorizing payment of invoices number #353988, #353987, and #353986 in the total amount due of \$25,632.60 for professional services rendered to Chiesa, Shahinian & Giantomasi, New Jersey Labor Counsel; and

“RESOLVED: identifying the Operating Fund as the source of funds required for any and all disbursements.”

DELAWARE RIVER JOINT TOLL BRIDGE COMMISSION

Meeting of July 31, 2017

Chairman Lavery then invited any questions on the Resolution. No questions were presented and the Resolution was unanimously adopted.

APPROVAL FOR PAYMENT OF INVOICES

FLORIO, PERRUCCI, STEINHARDT AND FADER, NJ LEGAL COUNSEL

R: 3357-07-17- ACCT -04-07-17

Chairman Lavery addressed the Meeting and asked the Commission Members if, after their review, there were any questions.

At the conclusion of the review, Commissioner Van Vliet moved and Commissioner Stanley seconded the adoption of the following Resolution:

“RESOLVED, by the Delaware River Joint Toll Bridge Commission at its Regular Meeting assembled this 31st day of July, 2017, via this Resolution authorizing payment of invoices #135647, #135648, #135478, #136989, and #136331 in the total amount due of \$16,657.05 for Capital and Non-Capital Professional Services to Florio, Perrucci, Steinhardt and Fader, NJ Legal Counsel; and

“RESOLVED, identifying the Operating Fund as the source of funds required for any and all disbursements.”

Chairman Lavery then invited any questions on the Resolution. No questions were presented and the Resolution was unanimously adopted.

INVITE ANY COMMENTS

Chairman Lavery invited any Comments from the public.

SCHEDULING OF THE SEPTEMBER 25, 2017 MEETING

Chairman Lavery addressed the Meeting and stated that the Commission's next meeting will be held Monday, September 25, 2017.

The Meeting will be called to Order at 10:30 a.m. in the Boardroom at the New Hope Executive Offices, New Hope Pennsylvania 18938-9519.

Chairman Lavery assured the Commission Members that an “Official Notice of Meeting” would be forwarded to each and every Member of the Commission.

DELAWARE RIVER JOINT TOLL BRIDGE COMMISSION

Meeting of July 31, 2017

ADJOURNMENT

Chairman Lavery invited a motion for Adjournment.

Commissioner Van Vliet then moved that the Meeting be adjourned and Commissioner Grace seconded the motion. The voice vote was unanimously affirmative and the Meeting was adjourned at 10:55 am, Monday, July 31, 2017.

Prepared and submitted by:



WENDY VADOLA READING
Assistant Secretary Treasurer to the Commission

Approved by:



JOSEPH J. RESTA
Executive Director

DELAWARE RIVER JOINT TOLL BRIDGE COMMISSION

Meeting of July 31, 2017

SUBJECT	DESCRIPTION	PAGE NUMBER
Accounting	Status of Cash Balances at June 30, 2017	1
Accounting	Status of Bond Retirement at June 30, 2017	2-3
Accounting	Status of Investments at June 30, 2017	4-7
Accounting	Status of Toll Traffic and Revenue & Toll Supported Traffic Month of June 2017 Compared with Month of June 2016	8-21
Accounting	Statistical Summary of Expenditures on Toll Bridges and Toll Supported Bridges Accounts for the Period June 1, 2017 through June 30, 2017	22-34
Accounting	Statement of Revenue and Expenses: Six Months Period ending June 30, 2017	35

DELAWARE RIVER JOINT TOLL BRIDGE COMMISSION

Meeting of July 31, 2017

**There follows Cash Balances of the Commission at June 30, 2017 for the
information and review of the Members:**

COMMISSION CASH DEPOSITS

Wells Fargo Bank, N. A.

Revenue Fund	7,342,234
Payroll Fund	54,375
Insurance Clearing Account	750,000
TOTAL	\$ 8,146,609

CASH DEPOSIT GUARANTEES

Wells Fargo Bank	PA ACT 72	FULL BALANCE
-------------------------	------------------	---------------------

DELAWARE RIVER JOINT TOLL BRIDGE COMMISSION

Meeting of July 31, 2017

STATUS OF BRIDGE SYSTEM REVENUE BONDS AT JUNE 30, 2017

SERIES 2005A				SERIES 2007A			SERIES 2007B			SERIES 2012A		
Maturity	Yield	Principal Amount	Maturities & Calls	Yield	Principal Amount	Maturities & Calls	Yield	Principal Amount	Maturities & Calls	Yield	Principal Amount	Maturities & Calls
7/1/2003		N/A			N/A			N/A				
7/1/2004		N/A			N/A			N/A				
7/1/2005	2.35%	\$ 330,000	\$ 330,000		N/A			N/A				
7/1/2006	2.50%	895,000	895,000		N/A			N/A				
7/1/2007	2.76%	930,000	930,000		N/A			N/A				
7/1/2008	2.90%	965,000	965,000	3.53%	\$ 470,000	\$ 470,000	4.23%	\$ 3,350,000	\$ 3,350,000			
7/1/2009	3.06%	1,005,000	1,005,000	3.53%	1,615,000	1,615,000	4.23%	3,350,000	3,350,000			
7/1/2010	3.23%	1,045,000	1,045,000	3.53%	1,410,000	1,410,000	4.23%	3,650,000	3,650,000			
7/1/2011	3.39%	1,095,000	1,095,000	3.54%	1,545,000	1,545,000	4.23%	3,850,000	3,850,000			
7/1/2012	3.53%	1,150,000	1,150,000	3.56%	1,670,000	1,670,000	4.23%	3,950,000	3,950,000			
7/1/2013	3.66%	1,210,000	1,210,000	3.58%	1,660,000	1,660,000	4.23%	4,200,000	4,200,000	0.35%	4,435,000	4,435,000
7/1/2014	3.76%	5,000,000	5,000,000	3.62%	1,450,000	1,450,000	4.23%	4,350,000	4,350,000		N/A	
7/1/2015	3.85%	5,220,000	5,220,000	3.66%	1,920,000	1,920,000	4.23%	4,450,000	4,450,000		N/A	
7/1/2016	3.96%	5,540,000	5,540,000	3.73%	1,760,000	1,760,000	4.23%	4,800,000	4,800,000	0.85%	1,030,000	1,030,000
7/1/2017	4.02%	5,835,000	1,485,000	3.80%	2,000,000		4.23%	4,950,000		1.09%	1,065,000	
7/1/2018	4.04%	6,155,000	1,565,000	3.88%	2,010,000	2,010,000	4.23%	5,250,000		1.33%	1,100,000	
7/1/2019	4.09%	6,480,000	1,645,000	3.96%	2,135,000	2,135,000	4.23%	5,450,000		1.61%	1,145,000	
7/1/2020	4.13%	6,840,000	1,735,000	4.03%	2,275,000	2,275,000	4.23%	5,650,000		1.90%	1,195,000	
7/1/2021	4.14%	1,825,000	1,825,000	4.08%	2,260,000	2,260,000	4.23%	5,950,000		2.14%	6,825,000	
7/1/2022	4.19%	1,920,000	1,920,000	4.12%	2,400,000	2,400,000	4.23%	6,250,000		2.33%	4,000,000	
7/1/2022										2.33%	3,165,000	
7/1/2023	4.23%	2,020,000	2,020,000	4.17%	2,490,000	2,490,000	4.23%	6,550,000		2.50%	7,445,000	
7/1/2024	4.35%	2,125,000	2,125,000	4.21%	2,640,000	2,640,000	4.23%	6,800,000		2.60%	7,815,000	
7/1/2025	4.35%	2,235,000	2,235,000	4.25%	2,710,000	2,710,000	4.23%	7,150,000		2.67%	8,205,000	
7/1/2026	4.67%	2,345,000	2,345,000	4.27%	2,855,000	2,855,000	4.23%	7,450,000		2.73%	5,000,000	
7/1/2026										3.01%	3,620,000	
7/1/2027	4.67%	2,450,000	2,450,000	4.30%	2,925,000	2,925,000	4.23%	7,800,000		3.06%	7,015,000	1,210,000
7/1/2027										3.12%	2,000,000	
7/1/2028	4.67%	2,560,000	2,560,000	4.35%	3,050,000	3,050,000	4.23%	8,200,000		3.17%	9,355,000	
7/1/2029	4.67%	2,675,000	2,675,000	4.35%	3,200,000	3,200,000	4.23%	8,550,000		3.21%	1,345,000	
7/1/2030	4.67%	2,795,000	2,795,000	4.35%	3,375,000	3,375,000	4.23%	8,900,000		3.27%	1,385,000	
7/1/2031		N/A		4.35%	3,475,000	3,475,000	4.23%	9,350,000			N/A	
7/1/2032		N/A		4.39%	3,595,000	3,595,000	4.23%	9,800,000			N/A	
7/1/2033		N/A		4.39%	14,000,000	14,000,000		N/A			N/A	
7/1/2034		N/A		4.39%	14,700,000	14,700,000		N/A			N/A	
7/1/2035		N/A		4.39%	15,435,000	15,435,000		N/A			N/A	
7/1/2036		N/A		4.60%	16,205,000	16,205,000		N/A			N/A	
7/1/2037		N/A		4.60%	16,935,000	16,935,000		N/A			N/A	
7/1/2038		N/A			N/A			N/A			N/A	
7/1/2039		N/A			N/A			N/A			N/A	
7/1/2040		N/A			N/A			N/A			N/A	
7/1/2041		N/A			N/A			N/A			N/A	
7/1/2042		N/A			N/A			N/A			N/A	
7/1/2043		N/A			N/A			N/A			N/A	
7/1/2043		N/A			N/A			N/A			N/A	
7/1/2044		N/A			N/A			N/A			N/A	
7/1/2044		N/A			N/A			N/A			N/A	
7/1/2045		N/A			N/A			N/A			N/A	
7/1/2045		N/A			N/A			N/A			N/A	
7/1/2046		N/A			N/A			N/A			N/A	
7/1/2046		N/A			N/A			N/A			N/A	
7/1/2047		N/A			N/A			N/A			N/A	
7/1/2047		N/A			N/A			N/A			N/A	
		\$ 72,645,000	\$ 53,765,000		\$ 134,170,000	\$ 132,170,000		\$ 150,000,000	\$ 35,950,000		\$ 77,145,000	\$ 6,675,000

Footnote:

2012 Series Bonds Refunded remaining balance of 2003A Series and \$30,795,000 of the 2005A Series Bonds.

2015 Series Bonds Refunded \$86,505,000 of the 2007A Series Bonds.

DELAWARE RIVER JOINT TOLL BRIDGE COMMISSION

Meeting of July 31, 2017

STATUS OF BRIDGE SYSTEM REVENUE BONDS AT JUNE 30, 2017

Maturity	SERIES 2012B			SERIES 2015			SERIES 2017			Total	
	Yield	Principal Amount	Maturities & Calls	Yield	Principal Amount	Maturities & Calls	Yield	Principal Amount	Maturities & Calls	Average Yield	Remaining Outstanding
7/1/2003											-
7/1/2004											-
7/1/2005											-
7/1/2006											-
7/1/2007											-
7/1/2008											-
7/1/2009											-
7/1/2010											-
7/1/2011											-
7/1/2012											-
7/1/2013	0.60%	3,430,000	3,430,000								-
7/1/2014	1.01%	3,360,000	3,360,000								-
7/1/2015	1.30%	3,385,000	3,385,000								-
7/1/2016	1.61%	3,440,000	3,440,000								-
7/1/2017	1.84%	3,490,000								3.38%	15,855,000
7/1/2018	2.18%	3,560,000								3.45%	14,500,000
7/1/2019		N/A		1.47%	2,410,000					3.48%	13,840,000
7/1/2020		N/A		1.62%	2,540,000		1.00%	945,000		3.39%	15,435,000
7/1/2021		N/A		1.86%	2,540,000		1.00%	875,000		2.80%	16,190,000
7/1/2022		N/A		2.10%	2,695,000		1.81%	1,740,000		3.03%	14,685,000
7/1/2022		N/A								2.33%	3,165,000
7/1/2023		N/A		2.34%	2,795,000		2.03%	1,865,000		3.04%	18,655,000
7/1/2024		N/A		2.43%	2,935,000		2.31%	1,970,000		3.11%	19,520,000
7/1/2025		N/A		2.55%	3,015,000		2.52%	1,070,000		3.22%	19,440,000
7/1/2026		N/A		2.73%	3,180,000					3.44%	15,630,000
7/1/2026		N/A								3.01%	3,620,000
7/1/2027		N/A		3.10%	4,540,000		2.80%	20,000		3.57%	18,165,000
7/1/2027		N/A								3.12%	2,000,000
7/1/2028		N/A		3.28%	3,380,000		2.95%	35,000		3.60%	20,970,000
7/1/2029		N/A		3.04%	3,480,000		3.08%	8,380,000		3.53%	21,755,000
7/1/2030		N/A		3.10%	3,670,000		3.19%	8,845,000		3.59%	22,800,000
7/1/2031		N/A		3.14%	3,785,000		3.27%	10,765,000		3.62%	23,900,000
7/1/2032		N/A		3.55%	545,000		3.35%	14,735,000		3.70%	25,080,000
7/1/2033		N/A		3.56%	10,595,000		3.41%	15,715,000		3.47%	26,310,000
7/1/2034		N/A		3.60%	11,020,000		3.47%	16,500,000		3.52%	27,520,000
7/1/2035		N/A		3.64%	11,460,000		3.52%	17,325,000		3.57%	28,785,000
7/1/2036		N/A		3.73%	11,920,000		3.56%	18,190,000		3.63%	30,110,000
7/1/2037		N/A			N/A		3.59%	22,015,000		3.59%	22,015,000
7/1/2038		N/A			N/A		3.64%	23,115,000		3.64%	23,115,000
7/1/2039		N/A			N/A		3.64%	24,270,000		3.64%	24,270,000
7/1/2040		N/A			N/A		3.64%	25,485,000		3.64%	25,485,000
7/1/2041		N/A			N/A		3.64%	26,760,000		3.64%	26,760,000
7/1/2042		N/A			N/A		3.64%	28,100,000		3.64%	28,100,000
7/1/2043		N/A			N/A		3.69%	15,930,000		3.69%	15,930,000
7/1/2043		N/A			N/A		4.04%	13,575,000		4.04%	13,575,000
7/1/2044		N/A			N/A		3.69%	16,590,000		3.69%	16,590,000
7/1/2044		N/A			N/A		4.04%	14,255,000		4.04%	14,255,000
7/1/2045		N/A			N/A		3.69%	17,275,000		3.69%	17,275,000
7/1/2045		N/A			N/A		4.04%	14,965,000		4.04%	14,965,000
7/1/2046		N/A			N/A		3.69%	17,990,000		3.69%	17,990,000
7/1/2046		N/A			N/A		4.04%	15,715,000		4.04%	15,715,000
7/1/2047		N/A			N/A		3.69%	18,745,000		3.69%	18,745,000
7/1/2047		N/A			N/A		4.04%	16,490,000		4.04%	16,490,000
		\$ 20,665,000	\$ 13,615,000		\$ 86,505,000	\$ -		\$ 430,250,000	\$ -		\$ 729,205,000



Delaware River
Joint Toll Bridge
Commission

**Delaware River Joint TBC
Purchases Report
Sorted by Fund - Maturity Date
June 1, 2017 - June 30, 2017**

DRJTBC

CUSIP	Investment #	Fund	Sec. Type	Original Par Value	Payment Periods	Principal Purchased	Accrued Interest at Purchase	Rate at Purchase	Maturity Date	YTM	Ending Book Value
-------	--------------	------	-----------	--------------------	-----------------	---------------------	------------------------------	------------------	---------------	-----	-------------------

No Activity

Portfolio DRJ
AP
PU (PRF_PU) 7.1.1
Report Ver. 7.3.2



Delaware River
Joint Toll Bridge
Commission

Delaware River Joint TBC
Investment Classification
Sorted by Fund - Maturity Date
June 30, 2017

DRJTBC

CUSIP	Investment #	Fund	Issuer	Investment Class	Par Value	YTM	Maturity Date	Market Price	Market Date	Market Value	Book Value	Reported Value
Debt Service Fund												
38145C752	10113	01DSF	Goldman Sachs Illa Fed Port	Amort	27,987,146.35	0.013		100.000	06/30/2017	27,987,146.35	27,987,146.35	27,987,146.35
				Subtotal	27,987,146.35	0.013				27,987,146.35	27,987,146.35	27,987,146.35
General Reserve Fund												
38145C752	10115	01GRF	Goldman Sachs Illa Fed Port	Amort	0.00	0.822		100.000	06/30/2017	0.00	0.00	0.00
PAINVEST	10050	01GRF	PA Invest	Amort	5,115,593.36	0.969		100.000	06/30/2017	5,115,593.36	5,115,593.36	5,115,593.36
PAINVEST	10462	01GRF	PA Invest	Amort	16,057,883.35	0.969		100.000	06/30/2017	16,057,883.35	16,057,883.35	16,057,883.35
15963TU56	10404	01GRF	Charlrot Funding LLC CP	Fair	5,500,000.00	1.111	07/05/2017	99.197	06/30/2017	5,455,870.15	5,499,333.89	5,455,870.15
7562E0UX2	10392	01GRF	Reckitt Banc	Fair	2,500,000.00	1.104	07/31/2017	98.914	06/30/2017	2,472,850.00	2,497,750.00	2,472,850.00
912828D49	10458	01GRF	Federal Home Loan Bank	Fair	7,500,000.00	0.827	08/15/2017	99.891	06/30/2017	7,499,325.00	7,500,376.68	7,499,325.00
3135G0M23	10371	01GRF	Federal National Mtg Assn	Fair	7,500,000.00	0.894	08/28/2017	99.969	06/30/2017	7,497,675.00	7,500,369.42	7,497,675.00
86960JW50	10421	01GRF	Svenska Handelsbanken	Fair	6,000,000.00	1.156	09/05/2017	99.412	06/30/2017	5,964,750.00	5,987,625.00	5,964,750.00
3137EADL0	10395	01GRF	Federal Home Loan Mtg Corp	Fair	5,000,000.00	0.736	09/29/2017	99.977	06/30/2017	4,998,850.00	5,003,200.97	4,998,850.00
912828F54	10459	01GRF	Federal Home Loan Bank	Fair	10,000,000.00	0.913	10/15/2017	99.942	06/30/2017	9,994,200.00	9,998,763.99	9,994,200.00
912828TW0	10398	01GRF	Federal Home Loan Bank	Fair	5,000,000.00	0.669	10/31/2017	99.889	06/30/2017	4,994,450.00	5,001,326.73	4,994,450.00
912828G20	10454	01GRF	Federal Home Loan Bank	Fair	9,470,000.00	0.929	11/15/2017	99.914	06/30/2017	9,461,855.80	9,468,067.33	9,461,855.80
912828U46	10399	01GRF	Federal Home Loan Bank	Fair	5,000,000.00	0.679	11/30/2017	99.798	06/30/2017	4,989,900.00	4,998,884.40	4,989,900.00
3137EADX4	10396	01GRF	Federal Home Loan Mtg Corp	Fair	5,000,000.00	0.731	12/15/2017	99.924	06/30/2017	4,996,200.00	5,006,078.44	4,996,200.00
912828UE8	10455	01GRF	U.S. Treasury	Fair	10,000,000.00	0.974	12/31/2017	98.805	06/30/2017	9,980,500.00	9,988,846.41	9,980,500.00
8923A1AC5	10484	01GRF	TOYOTA Motor Credit CP	Fair	6,000,000.00	1.354	01/12/2018	98.123	06/30/2017	5,947,420.02	5,957,100.00	5,947,420.02
3130A8RY1	10391	01GRF	Federal Home Loan Bank	Fair	6,000,000.00	0.738	01/19/2018	99.759	06/30/2017	5,985,540.00	6,000,315.60	5,985,540.00
912828P20	10465	01GRF	Federal Home Loan Bank	Fair	9,000,000.00	1.022	01/31/2018	99.759	06/30/2017	8,978,310.00	8,985,752.96	8,978,310.00
19121BB73	10420	01GRF	Coca Cola	Fair	6,000,000.00	1.237	02/07/2018	98.803	06/30/2017	5,928,206.70	5,955,431.67	5,928,206.70
912828UR9	10464	01GRF	Federal Home Loan Bank	Fair	9,500,000.00	1.033	02/28/2018	98.703	06/30/2017	9,471,785.00	9,482,257.44	9,471,785.00
912828Q45	10416	01GRF	U.S. Treasury	Fair	6,000,000.00	0.963	03/31/2018	99.721	06/30/2017	5,983,260.00	5,996,079.40	5,983,260.00
3137EAE43	10401	01GRF	Federal Home Loan Mtg Corp	Fair	10,000,000.00	0.870	04/09/2018	99.625	06/30/2017	9,962,500.00	9,990,717.30	9,962,500.00
3135G0WJ8	10400	01GRF	Federal National Mtg Assn	Fair	10,000,000.00	0.877	05/21/2018	99.667	06/30/2017	9,966,700.00	9,999,690.32	9,966,700.00
912828R93	10417	01GRF	Federal Home Loan Bank	Fair	6,000,000.00	1.051	06/30/2018	99.367	06/30/2017	5,962,020.00	5,974,696.89	5,962,020.00
912828S68	10418	01GRF	Federal Home Loan Bank	Fair	6,000,000.00	1.089	07/31/2018	99.424	06/30/2017	5,965,440.00	5,978,165.55	5,965,440.00
912828C33	10419	01GRF	Federal Home Loan Bank	Fair	6,000,000.00	1.118	08/31/2018	99.348	06/30/2017	5,960,880.00	5,974,549.62	5,960,880.00
3130A9AC5	10403	01GRF	Federal Home Loan Bank	Fair	10,000,000.00	1.100	09/21/2018	99.726	06/30/2017	9,972,600.00	10,000,000.00	9,972,600.00
3134GASE5	10405	01GRF	Federal Home Loan Mtg Corp	Fair	7,000,000.00	1.050	10/26/2018	99.524	06/30/2017	6,966,680.00	7,000,000.00	6,966,680.00

Portfolio DRJ
AP
IC (PRF_IC) 7.1.1
Report Ver. 7.3.2

Delaware River Joint TBC
Investment Classification
June 30, 2017

Page 2

CUSIP	Investment #	Fund	Issuer	Investment Class	Par Value	YTM	Maturity Date	Market Price	Market Date	Market Value	Book Value	Reported Value
General Reserve Fund												
3134GAXX7	10406	01GRF	Federal Home Loan Mtg Corp	Fair	2,500,000.00	1.187	11/30/2018	99.389	06/30/2017	2,484,725.00	2,497,348.96	2,484,725.00
3134GAYQ1	10415	01GRF	Federal Home Loan Mtg Corp	Fair	9,100,000.00	1.118	12/05/2018	99.572	06/30/2017	9,061,052.00	9,095,127.71	9,061,052.00
912828N63	10414	01GRF	U.S. Treasury	Fair	9,000,000.00	1.198	01/15/2019	99.655	06/30/2017	8,968,950.00	8,990,026.78	8,968,950.00
				Subtotal	217,743,476.71	0.987				217,045,971.38	217,501,360.17	217,045,971.38
Operating Fund												
38145C752	10108	01OF	Goldman Sachs Ila Fed Port	Amort	8,850.63	0.013		100.000	06/30/2017	8,850.63	8,850.63	8,850.63
912828P20	10477	01OF	Federal Home Loan Bank	Fair	5,295,000.00	1.070	01/31/2018	99.759	06/30/2017	5,282,239.05	5,285,145.85	5,282,239.05
				Subtotal	5,303,850.63	1.068				5,291,089.68	5,293,996.48	5,291,089.68
Reserve Maintenance Fund												
38145C752	10106	01RMF	Goldman Sachs Ila Fed Port	Amort	6,063.77	0.013		100.000	06/30/2017	6,063.77	6,063.77	6,063.77
912828P20	10476	01RMF	Federal Home Loan Bank	Fair	3,770,000.00	1.070	01/31/2018	99.759	06/30/2017	3,760,914.30	3,762,983.92	3,760,914.30
				Subtotal	3,776,063.77	1.068				3,766,978.07	3,769,047.69	3,766,978.07
Debt Service Reserve 2005A												
38145C752	10110	05DSRF05	Goldman Sachs Ila Fed Port	Amort	4,114.88	0.013		100.000	06/30/2017	4,114.88	4,114.88	4,114.88
912828P20	10478	05DSRF05	Federal Home Loan Bank	Fair	1,000,000.00	1.070	01/31/2018	99.759	06/30/2017	997,590.00	998,138.97	997,590.00
3133EFKW6	10379	05DSRF05	Federal Farm Credit Bank	Fair	1,991,000.00	1.030	10/26/2018	99.505	06/30/2017	1,981,144.55	1,990,482.64	1,981,144.55
				Subtotal	2,995,114.88	1.041				2,982,849.43	2,992,736.49	2,982,849.43
Capitalized Interest Acc 2017												
38145C752	10423	06CAPINT1	Goldman Sachs Ila Fed Port	Amort	67,275.69	0.013		100.000	06/30/2017	67,275.69	67,275.69	67,275.69
912828UE8	10430	06CAPINT1	U.S. Treasury	Fair	17,230,000.00	0.939	12/31/2017	99.805	06/30/2017	17,196,401.50	17,213,793.74	17,196,401.50
				Subtotal	17,297,275.69	0.935				17,263,677.19	17,281,069.43	17,263,677.19
Construction Fund 2017												
38145C752	10424	06CF17	Goldman Sachs Ila Fed Port	Amort	0.00	0.001		100.000	06/30/2017	0.00	0.00	0.00
PAINVEST	10463	06CF17	PA Invest	Amort	27,735,785.83	0.969		100.000	06/30/2017	27,735,785.83	27,735,785.83	27,735,785.83
912796LK3	10467	06CF17	U.S. Treasury	Fair	30,000,000.00	0.805	07/13/2017	99.805	06/30/2017	29,941,527.00	29,992,075.00	29,941,527.00
912828TG5	10470	06CF17	Federal Home Loan Bank	Fair	40,000,000.00	0.808	07/31/2017	99.972	06/30/2017	39,988,800.00	39,988,800.00	39,988,800.00
05253AVJ6	10468	06CF17	Aust & NZ Banking Group	Fair	40,000,000.00	1.083	08/18/2017	99.640	06/30/2017	39,856,000.00	39,942,400.00	39,856,000.00
86960JVV19	10469	06CF17	Svenska Handelsbanken	Fair	17,000,000.00	1.114	09/01/2017	99.599	06/30/2017	16,931,858.39	16,967,501.67	16,931,858.39
8923A0WFR0	10472	06CF17	TOYOTA Motor Credit CP	Fair	25,000,000.00	1.185	09/25/2017	99.501	06/30/2017	24,875,444.50	24,929,527.78	24,875,444.50
8923A0W58	10471	06CF17	TOYOTA Motor Credit CP	Fair	20,000,000.00	1.196	09/26/2017	99.494	06/30/2017	19,898,850.00	19,942,483.33	19,898,850.00
912828TV00	10473	06CF17	Federal Home Loan Bank	Fair	50,000,000.00	0.982	10/31/2017	99.889	06/30/2017	49,944,500.00	49,961,773.06	49,944,500.00

Delaware River Joint TBC
Investment Classification
June 30, 2017

Page 3

CUSIP	Investment #	Fund	Issuer	Investment Class	Par Value	YTM	Maturity Date	Market Price	Market Date	Market Value	Book Value	Reported Value
Construction Fund 2017												
912796MC0	10485	06CF17	U.S. Treasury	Fair	11,000,000.00	0.995	11/16/2017	99.484	06/30/2017	10,943,304.79	10,958,803.16	10,943,304.79
912828UA6	10474	06CF17	Federal Home Loan Bank	Fair	40,000,000.00	1.004	11/30/2017	99.798	06/30/2017	39,919,200.00	39,937,326.39	39,919,200.00
912828N55	10475	06CF17	Federal Home Loan Bank	Fair	20,000,000.00	1.023	12/31/2017	99.927	06/30/2017	19,985,400.00	19,997,684.72	19,985,400.00
912828P20	10483	06CF17	Federal Home Loan Bank	Fair	40,000,000.00	1.070	01/31/2018	99.759	06/30/2017	39,903,600.00	39,925,558.84	39,903,600.00
				Subtotal	360,735,785.83	1.005				359,924,270.51	360,280,705.38	359,924,270.51
Clearing Fund 2017												
38145C752	10422	06CLEAR17	Goldman Sachs Ila Fed Port	Amort	212,359.49	0.013		100.000	06/30/2017	212,359.49	212,359.49	212,359.49
				Subtotal	212,359.49	0.013				212,359.49	212,359.49	212,359.49
Debt Service Reserve Fund 12A												
38145C752	10260	06DSRF12A	Goldman Sachs Ila Fed Port	Amort	2,102.21	0.013		100.000	06/30/2017	2,102.21	2,102.21	2,102.21
912828P20	10480	06DSRF12A	Federal Home Loan Bank	Fair	1,015,000.00	1.070	01/31/2018	99.759	06/30/2017	1,012,553.85	1,013,111.06	1,012,553.85
3133EFKW6	10381	06DSRF12A	Federal Farm Credit Bank	Fair	1,866,000.00	1.030	10/26/2018	99.505	06/30/2017	1,865,763.30	1,865,515.13	1,866,763.30
				Subtotal	2,883,102.21	1.043				2,871,419.36	2,880,728.40	2,871,419.36
Debt Service Reserve Fund 2015												
38145C752	10349	06DSRF15	Goldman Sachs Ila Fed Port	Amort	0.00	0.130		100.000	06/30/2017	0.00	0.00	0.00
912828P20	10481	06DSRF15	Federal Home Loan Bank	Fair	4,730,000.00	1.070	01/31/2018	99.759	06/30/2017	4,718,600.70	4,721,197.34	4,718,600.70
3133EFKW6	10382	06DSRF15	Federal Farm Credit Bank	Fair	3,000,000.00	1.030	10/26/2018	99.505	06/30/2017	2,985,150.00	2,999,220.46	2,985,150.00
				Subtotal	7,730,000.00	1.054				7,703,750.70	7,720,417.80	7,703,750.70
Debt Service Reserve Fund 2017												
38145C752	10425	06DSRF17	Goldman Sachs Ila Fed Port	Amort	4,514.50	0.013		100.000	06/30/2017	4,514.50	4,514.50	4,514.50
912828P20	10482	06DSRF17	Federal Home Loan Bank	Fair	30,645,000.00	1.070	01/31/2018	99.759	06/30/2017	30,571,145.55	30,587,968.78	30,571,145.55
				Subtotal	30,649,514.50	1.069				30,575,660.05	30,592,483.28	30,575,660.05
Debt Service Reserve Fund 07A												
38145C752	10111	06DSRF7A	Goldman Sachs Ila Fed Port	Amort	3,629.17	0.013		100.000	06/30/2017	3,629.17	3,629.17	3,629.17
912828P20	10479	06DSRF7A	Federal Home Loan Bank	Fair	1,000,000.00	1.070	01/31/2018	99.759	06/30/2017	997,590.00	998,138.97	997,590.00
3133EFKW6	10380	06DSRF7A	Federal Farm Credit Bank	Fair	1,103,000.00	1.030	10/26/2018	99.505	06/30/2017	1,097,540.15	1,102,713.39	1,097,540.15
				Subtotal	2,106,629.17	1.047				2,098,759.32	2,104,481.53	2,098,759.32
				Total	679,420,319.23	0.961				677,723,931.53	678,616,536.49	677,723,931.53

Data Updated: --REPORT--: 07/07/2017 14:36
Run Date: 07/07/2017 - 14:36

Portfolio DRJ
AP
IC (PRF_IC) 7.1.1
Report Ver. 7.3.2

DELAWARE RIVER JOINT TOLL BRIDGE COMMISSION
Meeting of July 31, 2017
TOLL TRAFFIC AND REVENUE STATISTICS (June, 2017)

Summary: The Commission experienced an increase in total toll revenue for June 2017 in comparison to the June 2016 traffic and revenue statistics. Total toll traffic however reflected a slight decrease for the month of June. [It should be noted that 2016 was a leap year, and that Year-to-Date totals for 2017 reflect one less day].

Analysis of June 2017 / June 2016 toll revenue data comparison:

- An overall toll revenue increase of 1.51 percent was recorded at the Commission's seven toll bridges for the month.
- Commercial-vehicle toll revenue reflected a 1.96 percent increase.
- Passenger-vehicle toll revenue generated a 0.28 percent increase.

Analysis of June 2017 / June 2016 traffic data comparison:

- Total toll traffic decreased by 3,600 vehicles, or 0.10 percent for the month.
- Commercial-vehicle traffic decreased by 5,312 vehicles, or 1.08 percent.
- Passenger-vehicle toll traffic increased by 1,712 vehicles, or 0.06 percent.
- Average daily toll traffic for the Commission's seven toll bridges for June 2017 was 119,630 total vehicles as compared to 119,750 total vehicles in June 2016.
- Total recorded westbound traffic volume at the eleven vehicular toll supported bridges for June 2017 increased by 28,663 vehicles, or 1.03 percent when compared to June 2016. Average daily westbound traffic at these bridges for June 2017 was 93,779 vehicles as compared to 92,824 for June 2016.

Traffic analysis for 2017 YTD:

- Total YTD toll traffic for the seven toll bridges is reflecting a 1.97 percent increase through the first six months of 2017 as compared to the same period in 2016.
- Westbound traffic on the eleven toll supported bridges is reflecting a 1.38 percent increase through the first six months of 2017 as compared to last year.

DISTRICT REVIEW

District 1

Total toll traffic at Trenton-Morrisville (TM) for June 2017 reflected a 0.01 percent decrease compared to June 2016 as the result of an increase of 727 cars and a decrease of 820 trucks. At New Hope-Lambertville (NHL), decreases of 2,292 cars and 2,133 trucks combined to generate a decrease in total toll traffic of 2.53 percent for the month of June 2017 as compared to June 2016.

District II

The I-78 Toll Bridge experienced a decrease of 1.27 percent in total toll traffic for the month of June 2017 compared to June 2016 as the result of the decrease of 17,463 cars and the increase of 3,948 trucks. At the Easton-Phillipsburg (EP) Toll Bridge, an increase of 3,160 passenger vehicles and a decrease of 5,853 trucks combined to generate a 0.57 percent decrease in total toll traffic for June 2017.

District III

Portland-Columbia (PC) experienced a 1.83 percent decrease in total toll traffic during June 2017 as a result of decreases of 1,340 automobiles and 736 trucks compared to June 2016. At the Delaware Water Gap (DWG) Toll Bridge, increases of 17,858 passenger vehicles and 918 trucks combined to generate an overall increase of 2.23 percent in total toll traffic for June 2017 as compared to June 2016. At Milford-Montague (MM), an increase of 1,062 passenger vehicles and a decrease of 636 trucks combined to produce a 0.35 percent increase in total toll traffic for the month of June 2017.

E-ZPass Penetration Rates

The table below provides a comparison of the *E-ZPass* penetration rates for the Commission's seven (7) toll bridges for the months of June, 2017 and June, 2016, and the year-to-date periods ending June 30, 2017 and June 30, 2016.

		<i>E-ZPass</i> PENETRATION RATES					
		JUN. 2017	JUN. 2016	Change in Monthly Percentage	YTD 2017	YTD 2016	Change in YTD Percentage
All Toll Bridges	Cars	67.06	63.49	3.57	66.42	64.02	2.40
	Trucks	85.62	84.86	0.76	85.66	85.22	0.44
	Total	69.58	66.42	3.16	69.14	66.96	2.18
Trenton - Morrisville	Cars	65.84	62.62	3.22	65.71	62.36	3.35
	Trucks	89.88	90.14	-0.26	88.30	89.92	-1.62
	Total	67.43	64.47	2.96	67.29	64.17	3.12
New Hope - Lambertville	Cars	81.09	78.29	2.80	80.93	78.25	2.68
	Trucks	81.81	81.59	0.22	82.21	83.15	-0.94
	Total	81.13	78.52	2.61	81.00	78.57	2.43
I-78	Cars	68.41	63.71	4.70	67.10	65.03	2.07
	Trucks	85.56	84.56	1.00	86.61	84.93	1.68
	Total	72.63	68.70	3.93	72.21	70.03	2.18
Easton - Phillipsburg	Cars	67.49	64.89	2.60	67.16	65.53	1.63
	Trucks	79.43	82.90	-3.47	80.70	83.15	-2.45
	Total	68.16	66.12	2.04	67.89	66.62	1.27
Portland - Columbia	Cars	61.31	59.04	2.27	61.21	59.15	2.06
	Trucks	89.34	86.61	2.73	85.93	87.12	-1.19
	Total	63.46	61.31	2.15	63.01	61.31	1.70
Delaware Water Gap	Cars	65.24	61.40	3.84	64.52	62.20	2.32
	Trucks	85.57	84.08	1.49	83.99	84.54	-0.55
	Total	68.27	64.83	3.44	67.53	65.58	1.95
Milford - Montague	Cars	61.43	58.26	3.17	59.48	57.55	1.93
	Trucks	74.86	79.66	-4.80	73.42	80.86	-7.44
	Total	61.78	58.94	2.84	59.87	58.24	1.63

DELAWARE RIVER JOINT TOLL BRIDGE COMMISSION

ALL TOLL BRIDGES

COMPARATIVE STATEMENT OF TOLL TRAFFIC AND REVENUE

JUNE 2017

JANUARY 1, 2016			JANUARY 1, 2017			MONTH OF		
JUNE 30, 2016			JUNE 30, 2017			JUNE 2016		
182 DAYS			181 DAYS			30 DAYS		
NUMBER OF VEHICLES	TOTAL REVENUE	NUMBER OF VEHICLES	TOTAL REVENUE	VEHICLE CLASS	NUMBER OF VEHICLES	TOTAL REVENUE	NUMBER OF VEHICLES	TOTAL REVENUE
16,852,262	\$ 16,945,499.00	17,129,151	\$ 17,246,560.00	Passenger	3,101,131	\$ 3,126,160.00	3,099,419	\$ 3,122,226.00
-	(726,129.54)	-	(658,867.58)	Discounts *	-	(116,693.55)	-	(121,304.90)
16,852,262	\$ 16,219,369.46	17,129,151	\$ 16,587,692.42	TOTAL PASSENGER	3,101,131	\$ 3,009,466.45	3,099,419	\$ 3,000,921.10
436,178	2,812,135.30	442,132	2,847,174.85	2-Axle Trucks	57,698	371,909.85	81,768	527,170.80
191,154	2,262,937.20	240,478	2,845,929.60	3-Axle Trucks	41,704	493,700.40	36,346	430,110.00
220,655	3,464,766.40	237,303	3,729,926.40	4-Axle Trucks	46,981	740,060.80	42,169	662,273.60
1,810,579	35,477,342.00	1,842,925	36,113,940.00	5-Axle Trucks	331,019	6,487,790.00	323,188	6,329,854.00
49,514	1,147,730.40	53,741	1,248,595.21	6-Axle Trucks	10,140	235,980.00	8,883	205,615.20
4,035	112,907.60	3,289	90,721.60	7-Axle Trucks	221	6,151.60	720	19,937.60
11	680.30	1	88.30	Permits	-	-	1	88.30
2,712,126	\$ 45,278,499.20	2,819,869	\$ 46,876,375.96	TOTAL TRUCKS	487,763	\$ 8,335,592.65	493,075	\$ 8,175,049.50
19,564,388	\$ 61,497,868.66	19,949,020	\$ 63,464,068.38	TOTAL TOLL VEHICLES	3,588,894	\$ 11,345,059.10	3,592,494	\$ 11,175,970.60
107,497	\$ 337,900.38	110,216	\$ 350,630.21	DAILY AVERAGE	119,630	\$ 378,168.84	119,750	\$ 372,532.35

Rate Change
Traffic (toll)
Autos 1.97%
Trucks 1.84%
Revenue 3.97%
Autos 3.20%
Trucks 2.27%
Autos 3.53%

Rate Change
Traffic (toll)
Autos -0.10%
Trucks 0.06%
Revenue -1.08%
Autos 1.51%
Trucks 0.28%
Trucks 1.96%

* Discounts represents rebates for commuter discounts earned when a customer crosses the Commission's bridges 20 times in a 35 day period, and Commission vehicle's non-revenue crossings.

NOTE: YTD traffic and revenue totals have been positively affected by the Jan. 21, 2017 closure of the Delaware River Turnpike Bridge.
NOTE: 2016 was a leap year. YTD statistics reflect one less day.

DELAWARE RIVER JOINT TOLL BRIDGE COMMISSION

TRENTON - MORRISVILLE TOLL BRIDGE

COMPARATIVE STATEMENT OF TOLL TRAFFIC AND REVENUE

JUNE 2017

JANUARY 1, 2016 JUNE 30, 2016 182 DAYS			JANUARY 1, 2017 JUNE 30, 2017 181 DAYS			MONTH OF JUNE 2017 30 DAYS			MONTH OF JUNE 2016 30 DAYS		
NUMBER OF VEHICLES	TOTAL REVENUE	NUMBER OF VEHICLES	TOTAL REVENUE	VEHICLE CLASS	NUMBER OF VEHICLES	TOTAL REVENUE	NUMBER OF VEHICLES	TOTAL REVENUE	NUMBER OF VEHICLES	TOTAL REVENUE	
4,106,734	\$ 4,118,609.00 (159,194.70)	4,417,676	\$ 4,437,308.00 (136,278.58)	Passenger	748,912	\$ 752,302.00 (23,926.39)	748,185	\$ 751,124.00 (27,263.68)			
4,106,734	\$ 3,959,414.30	4,417,676	\$ 4,301,029.42	Discounts *	748,912	\$ 728,375.61	748,185	\$ 723,860.32			
				TOTAL PASSENGER							
112,106	723,954.40	109,236	704,878.20	2-Axle Trucks	11,677	75,459.80	19,922	128,518.00			
42,257	504,069.60	53,404	635,790.00	3-Axle Trucks	9,400	112,048.80	8,071	96,028.80			
43,826	693,006.40	50,358	796,299.20	4-Axle Trucks	10,396	165,046.40	8,605	135,881.60			
89,772	1,760,284.00	116,575	2,288,934.00	5-Axle Trucks	21,465	421,966.00	17,149	336,238.00			
598	14,013.60	1,244	29,114.41	6-Axle Trucks	141	3,345.60	148	3,446.40			
65	2,406.80	109	3,126.40	7-Axle Trucks	11	308.00	15	421.20			
1	5.00			Permits							
288,625	\$ 3,697,739.80	330,926	\$ 4,458,142.21	TOTAL TRUCKS	53,090	\$ 778,174.60	53,910	\$ 700,534.00			
4,395,359	\$ 7,657,154.10	4,748,602	\$ 8,759,171.63	TOTAL TOLL VEHICLES	802,002	\$ 1,506,550.21	802,095	\$ 1,424,394.32			
24,150	\$ 42,072.28	26,235	\$ 48,393.21	DAILY AVERAGE	26,733	\$ 50,218.34	26,737	\$ 47,479.81			
Rate Change				Rate Change	Rate Change						
Traffic (toll)				Traffic (toll)	Traffic (toll)						
Autos				Autos	Autos						
Trucks				Trucks	Trucks						
Revenue				Revenue	Revenue						
Autos				Autos	Autos						
Trucks				Trucks	Trucks						

Rate Change	
Traffic (toll)	8.04%
Autos	7.57%
Trucks	14.66%
Revenue	14.39%
Autos	8.63%
Trucks	20.56%

Rate Change	
Traffic (toll)	-0.01%
Autos	0.10%
Trucks	-1.52%
Revenue	5.77%
Autos	0.62%
Trucks	11.08%

* Discounts represents rebates for commuter discounts earned when a customer crosses the Commission's bridges 20 times in a 35 day period, and Commission vehicle's non-revenue crossings.

NOTE: YTD traffic and revenue totals have been positively affected by the Jan. 21, 2017 closure of the Delaware River Turnpike Bridge.

DELAWARE RIVER JOINT TOLL BRIDGE COMMISSION

NEW HOPE - LAMBERTVILLE TOLL BRIDGE

COMPARATIVE STATEMENT OF TOLL TRAFFIC AND REVENUE

JUNE 2017

JANUARY 1, 2016 JUNE 30, 2016 182 DAYS			JANUARY 1, 2017 JUNE 30, 2017 181 DAYS			MONTH OF JUNE 2017 30 DAYS			MONTH OF JUNE 2016 30 DAYS		
NUMBER OF VEHICLES	TOTAL REVENUE		NUMBER OF VEHICLES	TOTAL REVENUE	VEHICLE CLASS	NUMBER OF VEHICLES	TOTAL REVENUE		NUMBER OF VEHICLES	TOTAL REVENUE	
886,647	\$ 891,582.00 (51,980.40)		890,613	\$ 896,845.00 (39,891.72)	Passenger Discounts *	160,694	\$ 161,856.00 (8,791.85)		162,986	\$ 164,147.00 (8,507.00)	
886,647	\$ 839,601.60		890,613	\$ 856,953.28	TOTAL PASSENGER	160,694	\$ 155,064.15		162,986	\$ 155,640.00	
28,715	185,530.80		24,300	156,818.35	2-Axle Trucks	3,858	24,883.30		5,674	36,689.25	
10,325	123,126.00		10,866	129,532.80	3-Axle Trucks	1,953	23,234.40		2,316	27,642.00	
4,667	72,297.60		3,515	54,516.80	4-Axle Trucks	782	12,225.60		935	14,523.20	
16,501	325,100.00		17,905	352,436.00	5-Axle Trucks	3,298	64,894.00		3,059	60,252.00	
582	13,156.80		497	11,421.60	6-Axle Trucks	81	1,836.00		122	2,757.60	
17	485.20		17	473.20	7-Axle Trucks	2	56.00		1	28.00	
1	2.00				Permits	-	-				
60,808	\$ 719,696.40		57,100	\$ 705,198.75	TOTAL TRUCKS	9,974	\$ 127,129.30		12,107	\$ 141,892.05	
947,455	\$ 1,559,300.00		947,713	\$ 1,562,152.03	TOTAL TOLL VEHICLES	170,668	\$ 282,193.45		175,093	\$ 297,532.05	
5,206	\$ 8,567.58		5,236	\$ 8,630.67	DAILY	5,689	\$ 9,406.45		5,836	\$ 9,917.74	

Rate Change
Traffic (toll)
Autos
Trucks
Revenue
Autos
Trucks

Rate Change
Traffic (toll)
Autos
Trucks
Revenue
Autos
Trucks

-2.53%
-1.41%
-17.62%
-5.16%
-0.37%
-10.40%

* Discounts represents rebates for commuter discounts earned when a customer crosses the Commission's bridges 20 times in a 35 day period, and Commission vehicle's non-revenue crossings.

DELAWARE RIVER JOINT TOLL BRIDGE COMMISSION

178 TOLL BRIDGE

COMPARATIVE STATEMENT OF TOLL TRAFFIC AND REVENUE

JUNE 2017

JANUARY 1, 2016 JUNE 30, 2016 182 DAYS			JANUARY 1, 2017 JUNE 30, 2017 181 DAYS			MONTH OF JUNE 2017 30 DAYS			MONTH OF JUNE 2016 30 DAYS		
NUMBER OF VEHICLES	TOTAL REVENUE	NUMBER OF VEHICLES	TOTAL REVENUE	VEHICLE CLASS	NUMBER OF VEHICLES	TOTAL REVENUE	NUMBER OF VEHICLES	TOTAL REVENUE	NUMBER OF VEHICLES	TOTAL REVENUE	
4,262,874	\$ 4,295,120.00 (185,362.48)	4,249,139	\$ 4,286,488.00 (193,830.30)	Passenger	789,432	\$ 797,659.00 (35,297.27)	806,895	\$ 814,480.00 (31,003.86)			
4,262,874	\$ 4,109,757.52	4,249,139	\$ 4,092,657.70	Discounts *	789,432	\$ 762,361.73	806,895	\$ 783,456.14			
130,748	841,179.95	145,790	937,519.05	TOTAL PASSENGER							
72,655	856,166.40	97,554	1,151,858.40	2-Axle Trucks	20,214	130,050.05	24,929	160,460.30			
94,087	1,469,102.40	98,662	1,542,796.80	3-Axle Trucks	15,908	187,729.20	13,118	154,654.80			
1,097,693	21,495,338.00	1,128,297	22,091,530.00	4-Axle Trucks	18,072	282,777.60	17,160	267,838.40			
32,739	758,032.80	35,426	822,336.00	5-Axle Trucks	197,061	3,859,638.00	192,282	3,762,866.00			
2,986	82,411.60	2,604	71,542.00	6-Axle Trucks	6,453	150,201.60	5,831	134,846.40			
4	330.10	1	88.30	7-Axle Trucks	119	3,318.00	558	15,360.80			
				Permits			1	88.30			
1,430,912	\$ 25,502,561.25	1,508,334	\$ 26,617,670.55	TOTAL TRUCKS	257,827	\$ 4,613,714.45	253,879	\$ 4,496,115.00			
5,693,786	\$ 29,612,318.77	5,757,473	\$ 30,710,328.25	TOTAL TOLL VEHICLES	1,047,259	\$ 5,376,076.18	1,060,774	\$ 5,279,571.14			
31,285	\$ 162,705.05	31,809	\$ 169,670.32	DAILY AVERAGE	34,909	\$ 179,202.54	35,359	\$ 175,985.70			
Rate Change				Rate Change							
Traffic (toll)				Traffic (toll)							
Autos				Autos							
Trucks				Trucks							
Revenue				Revenue							
Autos				Autos							
Trucks				Trucks							

Rate Change	
Traffic (toll)	1.12%
Autos	-0.32%
Trucks	5.41%
Revenue	3.71%
Autos	-0.42%
Trucks	4.37%

Rate Change	
Traffic (toll)	-1.27%
Autos	-2.16%
Trucks	1.56%
Revenue	1.83%
Autos	-2.69%
Trucks	2.62%

* Discounts represents rebates for commuter discounts earned when a customer crosses the Commission's bridges 20 times in a 35 day period, and Commission vehicle's non-revenue crossings.

DELAWARE RIVER JOINT TOLL BRIDGE COMMISSION

EASTON - PHILLIPSBURG TOLL BRIDGE

COMPARATIVE STATEMENT OF TOLL TRAFFIC AND REVENUE

JUNE 2017

JANUARY 1, 2016 JUNE 30, 2016 182 DAYS			JANUARY 1, 2017 JUNE 30, 2017 181 DAYS			MONTH OF JUNE 2017 30 DAYS			MONTH OF JUNE 2016 30 DAYS		
NUMBER OF VEHICLES	TOTAL REVENUE	NUMBER OF VEHICLES	TOTAL REVENUE	VEHICLE CLASS	NUMBER OF VEHICLES	TOTAL REVENUE	NUMBER OF VEHICLES	TOTAL REVENUE	NUMBER OF VEHICLES	TOTAL REVENUE	
2,491,171	\$ 2,503,226.00 (107,987.14)	2,480,961	\$ 2,493,824.00 (89,602.52)	Passenger	446,755	\$ 449,757.00 (15,868.92)	443,595	\$ 446,415.00 (17,972.61)			
2,491,171	\$ 2,395,238.86	2,480,961	\$ 2,404,221.48	Discounts *	446,755	\$ 433,888.08	443,595	\$ 428,442.39			
64,332	415,693.20	43,678	282,254.05	TOTAL PASSENGER							
17,873	211,759.20	15,899	188,780.40	2-Axle Trucks	5,706	36,894.00	11,869	75,382.85			
18,007	285,795.20	15,621	247,569.80	3-Axle Trucks	3,360	39,927.60	3,777	44,698.80			
63,188	1,238,924.00	64,840	1,271,520.00	4-Axle Trucks	3,249	51,580.80	3,762	59,793.60			
814	19,382.40	649	15,252.00	5-Axle Trucks	14,141	278,478.00	13,162	258,594.00			
17	488.00	23	640.40	6-Axle Trucks	238	5,635.20	184	4,387.20			
		-		7-Axle Trucks	10	274.40	3	92.00			
				Permits	-	-	-	-			
164,231	\$ 2,172,052.00	140,710	\$ 2,006,016.45	TOTAL TRUCKS	26,704	\$ 412,790.00	32,557	\$ 442,958.45			
2,655,402	\$ 4,567,290.86	2,621,671	\$ 4,410,237.93	TOTAL TOLL VEHICLES	473,459	\$ 846,678.08	476,152	\$ 871,400.84			
14,590	\$ 25,095.00	14,484	\$ 24,365.96	DAILY AVERAGE	15,782	\$ 28,222.60	15,872	\$ 29,046.69			

Rate Change		Rate Change
Traffic (toll)	-1.27%	Traffic (toll)
Autos	-0.41%	Autos
Trucks	-14.32%	Trucks
Revenue	-3.44%	Revenue
Autos	0.38%	Autos
Trucks	-7.64%	Trucks

Rate Change		Rate Change
Traffic (toll)	-0.57%	Traffic (toll)
Autos	0.71%	Autos
Trucks	-17.98%	Trucks
Revenue	-2.84%	Revenue
Autos	1.27%	Autos
Trucks	-6.81%	Trucks

* Discounts represents rebates for commuter discounts earned when a customer crosses the Commission's bridges 20 times in a 35 day period, and Commission vehicle's non-revenue crossings.

DELAWARE RIVER JOINT TOLL BRIDGE COMMISSION

PORTLAND - COLUMBIA TOLL BRIDGE

COMPARATIVE STATEMENT OF TOLL TRAFFIC AND REVENUE

JUNE 2017

JANUARY 1, 2016 JUNE 30, 2016 182 DAYS			JANUARY 1, 2017 JUNE 30, 2017 181 DAYS			MONTH OF JUNE 2017 30 DAYS			MONTH OF JUNE 2016 30 DAYS		
NUMBER OF VEHICLES	TOTAL REVENUE	NUMBER OF VEHICLES	TOTAL REVENUE	VEHICLE CLASS	NUMBER OF VEHICLES	TOTAL REVENUE	NUMBER OF VEHICLES	TOTAL REVENUE	NUMBER OF VEHICLES	TOTAL REVENUE	
566,331	\$ 571,029.00 (28,410.70)	559,002	\$ 564,039.00 (24,775.95)	Passenger	102,610	\$ 103,779.00 (4,017.38)	103,950	\$ 105,136.00 (4,288.31)			
566,331	\$ 542,618.30	559,002	\$ 539,263.05	Discounts *	102,610	\$ 99,761.62	103,950	\$ 100,847.69			
13,217	85,416.50	10,122	65,484.90	TOTAL PASSENGER	1,354	8,778.25	2,360	15,263.95			
4,937	58,902.00	4,751	56,613.60	2-Axle Trucks	819	9,733.20	1,011	12,051.60			
12,736	203,456.00	11,992	191,300.80	3-Axle Trucks	2,854	45,456.00	2,708	43,246.40			
16,354	324,310.00	16,571	327,726.00	4-Axle Trucks	3,487	68,870.00	3,180	63,016.00			
147	3,520.80	226	5,402.40	5-Axle Trucks	41	981.60	32	768.00			
4	132.00	11	305.20	6-Axle Trucks							
-				7-Axle Trucks							
				Permits							
47,395	\$ 675,737.30	43,673	\$ 646,832.90	TOTAL TRUCKS	8,555	\$ 133,819.05	9,291	\$ 134,345.95			
613,726	\$ 1,218,355.60	602,675	\$ 1,186,095.95	TOTAL TOLL VEHICLES	111,165	\$ 233,580.67	113,241	\$ 235,193.64			
3,372	\$ 6,694.26	3,330	\$ 6,553.02	DAILY AVERAGE	3,706	\$ 7,786.02	3,775	\$ 7,839.79			

Rate Change	
Traffic (toll)	-1.80%
Autos	-1.29%
Trucks	-7.85%
Revenue	-2.85%
Autos	-0.62%
Trucks	-4.28%

Rate Change	
Traffic (toll)	-1.83%
Autos	-1.29%
Trucks	-7.92%
Revenue	-0.69%
Autos	-1.08%
Trucks	-0.39%

* Discounts represents rebates for commuter discounts earned when a customer crosses the Commission's bridges 20 times in a 35 day period, and Commission vehicle's non-revenue crossings.

DELAWARE RIVER JOINT TOLL BRIDGE COMMISSION

DELAWARE WATER GAP TOLL BRIDGE

COMPARATIVE STATEMENT OF TOLL TRAFFIC AND REVENUE

JUNE 2017

JANUARY 1, 2016 JUNE 30, 2016 182 DAYS			JANUARY 1, 2017 JUNE 30, 2017 181 DAYS			MONTH OF JUNE 2017 30 DAYS			MONTH OF JUNE 2016 30 DAYS		
NUMBER OF VEHICLES	TOTAL REVENUE	NUMBER OF VEHICLES	TOTAL REVENUE	VEHICLE CLASS	NUMBER OF VEHICLES	TOTAL REVENUE	NUMBER OF VEHICLES	TOTAL REVENUE	NUMBER OF VEHICLES	TOTAL REVENUE	
3,929,713	\$ 3,952,428.00 (164,873.58)	3,942,184	\$ 3,973,654.00 (149,841.20)	Passenger	733,957	\$ 740,735.00 (27,019.09)	716,099	\$ 722,001.00 (27,837.69)			
-		-		Discounts *	-		-				
3,929,713	\$ 3,787,554.42	3,942,184	\$ 3,823,812.80	TOTAL PASSENGER	733,957	\$ 713,715.91	716,099	\$ 694,163.31			
74,862	481,622.70	99,476	638,630.85	2-Axle Trucks	13,313	85,647.90	14,843	95,525.95			
41,597	490,875.60	56,286	662,826.00	3-Axle Trucks	9,762	115,034.40	7,649	90,204.00			
46,327	725,084.80	56,070	880,145.60	4-Axle Trucks	11,289	177,566.40	8,746	136,952.00			
523,078	10,254,516.00	494,498	9,697,902.00	5-Axle Trucks	90,795	1,778,704.00	93,557	1,833,126.00			
14,609	339,026.40	15,652	363,943.20	6-Axle Trucks	3,177	73,764.00	2,559	59,241.60			
942	26,862.00	513	14,304.00	7-Axle Trucks	79	2,195.20	143	4,035.60			
5	343.20			Permits							
-		722,495	\$ 12,257,751.65	TOTAL TRUCKS	128,415	\$ 2,232,911.90	127,497	\$ 2,219,085.15			
701,420	\$ 12,318,330.70										
4,631,133	\$ 16,105,885.12	4,664,679	\$ 16,081,564.45	TOTAL TOLL VEHICLES	862,372	\$ 2,946,627.81	843,596	\$ 2,913,248.46			
25,446	\$ 88,493.87	25,772	\$ 88,848.42	DAILY AVERAGE	28,746	\$ 98,220.93	28,120	\$ 97,108.28			
Rate Change				Rate Change							
Traffic (toll)				Traffic (toll)							
Autos				Autos							
0.72%				2.23%							
Trucks				Trucks							
0.32%				0.49%							
3.00%				0.72%							
Revenue				Revenue							
-0.15%				1.15%							
0.96%				2.82%							
Autos				Autos							
-0.49%				0.62%							
Trucks				Trucks							

Rate Change
Traffic (toll)
Autos 0.72%
Trucks 0.32%
Revenue 3.00%
Autos -0.15%
Trucks 0.96%
Autos -0.49%

Rate Change
Traffic (toll)
Autos 2.23%
Trucks 2.49%
Revenue 0.72%
Autos 1.15%
Trucks 2.82%
Autos 0.62%

* Discounts represents rebates for commuter discounts earned when a customer crosses the Commission's bridges 20 times in a 35 day period, and Commission vehicle's non-revenue crossings.

DELAWARE RIVER JOINT TOLL BRIDGE COMMISSION

MILFORD - MONTAGUE TOLL BRIDGE

COMPARATIVE STATEMENT OF TOLL TRAFFIC AND REVENUE

JUNE 2017

JANUARY 1, 2016 JUNE 30, 2016 182 DAYS				JANUARY 1, 2017 JUNE 30, 2017 181 DAYS				MONTH OF JUNE 2017 30 DAYS				MONTH OF JUNE 2016 30 DAYS					
NUMBER OF VEHICLES		TOTAL REVENUE		NUMBER OF VEHICLES		TOTAL REVENUE		VEHICLE CLASS		NUMBER OF VEHICLES		TOTAL REVENUE		NUMBER OF VEHICLES		TOTAL REVENUE	
608,792	\$	613,505.00		589,576	\$	594,402.00		Passenger		118,771	\$	120,072.00		117,709	\$	118,943.00	
		(28,320.54)				(24,647.31)		Discounts *				(3,772.65)				(4,431.75)	
608,792	\$	585,184.46		589,576	\$	569,754.69		TOTAL PASSENGER		118,771	\$	116,299.35		117,709	\$	114,511.25	
12,198		78,737.75		9,530		61,589.45		2-Axle Trucks		1,576		10,196.55		2,371		15,320.50	
1,510		18,038.40		1,718		20,528.40		3-Axle Trucks		502		5,992.80		404		4,830.00	
1,005		16,024.00		1,085		17,297.60		4-Axle Trucks		339		5,408.00		253		4,038.40	
3,993		78,870.00		4,239		83,892.00		5-Axle Trucks		772		15,240.00		799		15,762.00	
25		597.60		47		1,125.60		6-Axle Trucks		9		216.00		7		168.00	
4		112.00		12		330.40		7-Axle Trucks		-				-		-	
-				-				Permits		-				-		-	
18,735	\$	192,379.75		16,631	\$	184,763.45		TOTAL TRUCKS		3,198	\$	37,053.35		3,834	\$	40,118.90	
627,527	\$	777,564.21		606,207	\$	754,518.14		TOTAL TOLL VEHICLES		121,969	\$	153,352.70		121,543	\$	154,630.15	
3,448	\$	4,272.33		3,349	\$	4,168.61		DAILY AVERAGE		4,066	\$	5,111.76		4,051	\$	5,154.34	
Rate Change		Rate Change															
Traffic (toll)		Traffic (toll)															
Autos		Autos															
Trucks		Trucks															
Revenue		Revenue															
Autos		Autos															
Trucks		Trucks															

Rate Change
Traffic (toll)
Autos
Trucks
Revenue
Autos
Trucks

Rate Change
Traffic (toll)
Autos
Trucks
Revenue
Autos
Trucks

0.35%
0.90%
-16.59%
-0.83%
1.66%
-7.64%

* Discounts represents rebates for commuter discounts earned when a customer crosses the Commission's bridges 20 times in a 35 day period, and Commission vehicle's non-revenue crossings.

Delaware River Joint Toll Bridge Commission
Toll Supported Bridge - Westbound Traffic Counts
June 2017

Bridge	Westbound Volume					
	June 2017	June 2016	% Change	YTD 2017	YTD 2016	% Change
Lower Trenton	386,442	368,742	4.80%	2,165,260	2,015,603	7.42%
Calhoun Street	300,738	283,935	5.92%	1,779,203	1,597,947	11.34%
Scudder Falls ¹	1,032,752	1,041,043	-0.80%	5,738,496	5,850,566	-1.92%
Washington Crossing	111,217	137,593	-19.17%	620,770	770,987	-19.48%
New Hope - Lambertville	258,376	205,190	25.92%	1,329,060	1,126,906	17.94%
Centre Bridge - Stockton	85,800	69,829	22.87%	415,758	363,922	14.24%
Uhlerstown - Frenchtown	70,063	76,776	-8.74%	403,950	394,371	2.43%
Upper Black Eddy - Milford	59,829	61,716	-3.06%	356,562	325,392	9.58%
Riegelsville	50,707	68,361	-25.82%	276,729	365,303	-24.25%
Northampton Street	383,044	393,710	-2.71%	2,235,134	2,273,484	-1.69%
Riverton - Belvidere	74,416	77,827	-4.38%	409,931	431,485	-5.00%
Total	2,813,384	2,784,721	1.03%	15,730,854	15,515,966	1.38%

NOTES:

(1) Construction began in June 2017 under contract T-688A for the Scudder Falls Replacement Bridge.

Delaware River Joint Toll Bridge Commission
Toll Supported Bridge - Two Way Traffic Counts
June 2017

Bridge	Total Volume					
	June 2017	June 2016	% Change	YTD 2017	YTD 2016	% Change
Lower Trenton	492,695	482,837	2.04%	2,792,312	2,631,379	6.12%
Calhoun Street	506,457	565,905	-10.50%	3,021,567	3,174,677	-4.82%
Scudder Falls ¹	1,850,257	1,911,112	-3.18%	10,783,214	10,885,478	-0.94%
Washington Crossing	197,690	239,314	-17.39%	1,072,924	1,321,425	-18.81%
New Hope - Lambertville	451,042	436,988	3.22%	2,352,831	2,398,641	-1.91%
Centre Bridge - Stockton	161,131	151,910	6.07%	804,925	800,648	0.53%
Uhlertown - Frenchtown	133,807	148,302	-9.77%	782,305	766,283	2.09%
Upper Black Eddy - Milford	117,105	124,580	-6.00%	650,648	655,749	-0.78%
Riegelsville	108,683	113,653	-4.37%	584,820	607,967	-3.81%
Northampton Street	544,001	617,102	-11.85%	3,375,787	3,559,690	-5.17%
Riverton - Belvidere	171,481	144,360	18.79%	920,716	803,209	14.63%
Total	4,734,349	4,936,063	-4.09%	27,142,049	27,605,146	-1.68%

NOTES:

(1) Construction began in June 2017 under contract T-688A for the Scudder Falls Replacement Bridge.

Delaware River Joint Toll Bridge Commission
Toll Bridge - Two Way Traffic Counts
June 2017

Bridge	Total Volume (all classes)					
	June 2017	June 2016	% Change	YTD 2017	YTD 2016	% Change
Trenton - Morrisville	1,893,191	1,899,817	-0.35%	11,186,829	10,503,416	6.51%
New Hope - Lambertville	405,055	398,510	1.64%	2,249,696	2,150,926	4.59%
Interstate 78	2,166,870	2,195,340	-1.30%	11,843,448	11,806,125	0.32%
Easton - Phillipsburg	1,128,165	1,102,689	2.31%	6,394,502	6,209,709	2.98%
Portland - Columbia	238,344	259,551	-8.17%	1,369,945	1,402,321	-2.31%
Delaware Water Gap	1,647,646	1,681,912	-2.04%	9,090,394	9,263,176	-1.87%
Milford - Montague	247,821	217,596	13.89%	1,250,442	1,148,111	8.91%
Total	7,727,092	7,755,415	-0.37%	43,385,256	42,483,784	2.12%

NOTES:

DELAWARE RIVER JOINT TOLL BRIDGE COMMISSION

Meeting of July 31, 2017

STATISTICAL SUMMARY OF EXPENDITURES

This includes reports entitled “**Budget vs Actual**” covering the month of June 2017 and the six month year-to-date (“YTD”) operations of fiscal year 2017 relative to Toll Bridges, Toll Supported Bridges and Administration departments.

Total expense plus encumbrance totaled \$4,728,627 for the month of June. For the 2017 fiscal period, total expense plus encumbrances amounted to \$29,220,904 or 90.5% of the YTD operating budget.

Most of the expense line categories are within their normal line item budgets. Overtime wages are currently exceeding budget by \$48,100 or 19.2%, mainly due to a number of full-time position vacancies. This line item is expected to come back into budget during the operating year. It is also more than offset by surplus in the Regular Employee Salaries.

There were no unusual expense items during the month of June.

Delaware River Joint Toll Bridge Commission
Budget vs Actual
For the Six Months Ending June 30, 2017

TOTAL COMMISSION

	Annual Budget 2017	YTD Budget 2017	Expended For The Month	Expended Year To Date	Encumbered	Remaining Annual Budget
Regular Employee Salaries	\$20,227,900	10,076,201	\$1,506,711	\$9,796,487	\$0	\$10,431,414
Part-Time Employee Wages	409,500	194,914	20,002	171,700	0	237,800
Summer Employee Wages	114,695	51,210	7,056	7,453	0	107,242
Overtime Wages	462,237	251,142	27,423	299,242	0	162,996
Pension Contributions	6,451,918	3,226,088	420,932	2,798,547	0	3,653,371
FICA Contributions	1,701,309	850,687	124,055	816,559	0	884,751
Regular Employee Healthcare Benefits	10,599,332	5,309,766	892,763	4,831,847	0	5,767,486
Life Insurance Benefits	174,637	87,318	14,680	86,274	0	88,363
Unemployment Compensation Benefits	45,000	22,500	0	1,701	0	43,299
Utility Expense	917,541	562,073	48,561	347,252	13,091	557,197
Office Expense	261,826	164,875	18,572	95,580	39,388	126,858
Telecommunication Expense	937,388	507,603	171,005	490,267	18,107	429,014
Information Technology Expense	597,535	287,301	15,311	214,458	19,894	363,183
Professional Development/Meetings	240,930	137,279	4,300	65,600	0	175,330
Vehicle Maintenance Expense and Fuel	470,082	351,842	33,462	145,302	3,854	320,925
Operations Maintenance Expense	1,551,474	1,093,414	65,999	488,598	130,142	932,734
ESS Operating Maintenance Expense	1,497,000	748,500	132,722	577,367	142,152	777,481
Commission Expense	22,500	11,250	1,531	7,759	0	14,741
Toll Collection Expense	77,338	62,068	5,257	37,067	145	40,126
Uniform Expense	101,456	48,404	15,423	34,915	7,934	58,607
Business Insurance	2,976,252	1,408,810	242,345	1,422,426	0	1,553,826
Licenses & Inspections Expense	11,100	5,597	785	4,609	0	6,491
Advertising	62,000	20,800	1,409	4,761	0	57,239
Professional Services	1,271,000	673,005	91,736	589,284	0	681,716
State Police Bridge Security	5,716,366	2,996,535	458,985	2,754,878	0	2,961,489
EZPass Equipment/Maintenance	1,327,870	663,935	100,544	495,442	0	832,428
General Contingency	300,000	150,000	0	0	0	300,000
EZPass Operating Expense	4,623,995	2,312,573	359,115	2,260,823	0	2,363,172
Total	\$63,150,183	\$32,275,688	\$4,780,680	\$28,846,196	\$374,708	\$33,929,279

Delaware River Joint Toll Bridge Commission
Budget vs Actual
For the Six Months Ending June 30, 2017

ADMINISTRATION*

	Annual Budget 2017	YTD Budget 2017	Expended For The Month	Expended Year To Date	Encumbered	Remaining Annual Budget
Regular Employee Salaries	\$3,881,903	1,941,029	\$291,354	\$1,925,035	\$0	\$1,956,868
Summer Employee Wages	8,196	2,732	0	0	0	8,196
Overtime Wages	5,200	2,600	0	1,112	0	4,088
Pension Contributions	1,152,413	576,230	73,705	510,807	0	641,606
FICA Contributions	297,990	149,001	21,986	145,644	0	152,346
Regular Employee Healthcare Benefits	1,314,429	657,674	130,344	727,097	0	587,332
Life Insurance Benefits	32,235	16,118	3,627	16,099	0	16,136
Unemployment Compensation Benefits	45,000	22,500	0	1,701	0	43,299
Office Expense	214,350	131,571	16,161	88,101	36,350	89,899
Telecommunication Expense	143,122	71,102	24,655	111,128	0	31,994
Information Technology Expense	570,000	272,286	15,311	214,458	19,894	335,648
Professional Development/Meetings	148,010	89,299	1,719	44,144	0	103,866
Vehicle Maintenance Expense and Fuel	2,824	1,412	0	342	0	2,482
Commission Expense	22,500	11,250	1,531	7,759	0	14,741
Business Insurance	274,638	58,003	9,822	58,401	0	216,236
Advertising	62,000	20,800	1,409	4,761	0	57,239
Professional Services	991,000	533,000	91,736	566,500	0	424,500
General Contingency	300,000	150,000	0	0	0	300,000
TOTAL	\$9,465,811	\$4,706,608	\$683,360	\$4,423,090	\$56,244	\$4,986,477

* Includes Executive, Human Resources, Accounting, EZPass, Purchasing, Information Technology, Community Affairs and Contract/Compliance.

Delaware River Joint Toll Bridge Commission
Budget vs Actual
For the Six Months Ending June 30, 2017

ADMINISTRATION - OPERATIONS*

	Annual Budget 2017	YTD Budget 2017	Expended For The Month	Expended Year To Date	Encumbered	Remaining Annual Budget
Regular Employee Salaries	\$1,464,130	732,093	\$112,067	\$695,573	\$0	\$768,557
Overtime Wages	15,000	7,500	5,566	12,081	0	2,919
Pension Contributions	752,902	376,466	49,375	314,842	0	438,060
FICA Contributions	191,566	95,787	15,588	95,226	0	96,340
Regular Employee Healthcare Benefits	817,107	408,852	47,048	251,565	0	565,542
Life Insurance Benefits	20,317	10,158	2,441	10,062	0	10,255
Office Expense	15,900	8,750	612	1,799	2,212	11,890
Telecommunication Expense	92,540	46,270	10,729	34,860	0	57,680
Professional Development/Meetings	61,850	33,583	1,244	8,736	0	53,114
Vehicle Maintenance Expense and Fuel	1,000	500	0	0	0	1,000
ESS Operating Maintenance Expense	1,497,000	748,500	132,722	577,367	142,152	777,481
Uniform Expense	8,800	4,400	225	3,841	1,225	3,734
Business Insurance	75,225	37,612	6,261	37,430	0	37,795
Professional Services	280,000	140,005	0	22,784	0	257,216
TOTAL	\$5,293,337	\$2,650,477	\$383,878	\$2,066,165	\$145,589	\$3,081,583

* Includes Engineering, Security, Safety & Training, Plant & Facility, and Electronic Security & Surveillance.

Delaware River Joint Toll Bridge Commission
Budget vs Actual
For the Six Months Ending June 30, 2017

TRENTON - MORRISVILLE TOLL BRIDGE

	Annual Budget 2017	YTD Budget 2017	Expended For The Month	Expended Year To Date	Encumbered	Remaining Annual Budget
Regular Employee Salaries	\$1,702,746	846,596	\$128,082	\$816,415	\$0	\$886,331
Part-Time Employee Wages	81,000	26,412	2,983	25,719	0	55,281
Summer Employee Wages	26,993	9,496	0	0	0	26,993
Overtime Wages	35,400	22,502	1,902	21,253	0	14,147
Pension Contributions	515,708	257,864	33,801	224,537	0	291,171
FICA Contributions	141,230	70,618	9,977	64,890	0	76,340
Regular Employee Healthcare Benefits	992,202	496,456	83,909	451,853	0	540,349
Life Insurance Benefits	13,953	6,977	1,350	7,857	0	6,096
Utility Expense	149,950	87,204	11,330	59,806	13,091	77,053
Office Expense	4,125	3,353	388	791	53	3,281
Telecommunication Expense	59,389	48,442	15,986	40,575	8,725	10,089
Information Technology Expense	7,160	3,949	0	0	0	7,160
Professional Development/Meetings	3,000	1,159	0	512	0	2,488
Vehicle Maintenance Expense and Fuel	89,080	65,789	11,985	38,790	0	50,290
Operations Maintenance Expense	218,995	139,103	6,483	77,958	15,208	125,829
Toll Collection Expense	12,300	10,214	1,545	6,124	145	6,031
Uniform Expense	20,900	12,253	10,185	10,965	3,895	6,040
Business Insurance	376,581	188,290	32,277	189,733	0	186,847
Licenses & Inspections Expense	480	480	90	240	0	240
State Police Bridge Security	828,302	434,198	68,040	408,980	0	419,322
EZPass Equipment/Maintenance	207,480	103,740	15,715	77,438	0	130,042
EZPass Operating Expense	958,092	479,621	76,204	479,749	0	478,343
TOTAL	\$6,445,065	\$3,314,719	\$512,233	\$3,004,184	\$41,117	\$3,399,764

Delaware River Joint Toll Bridge Commission
Budget vs Actual
For the Six Months Ending June 30, 2017

NEW HOPE - LAMBERTVILLE TOLL BRIDGE

	Annual Budget 2017	YTD Budget 2017	Expended For The Month	Expended Year To Date	Encumbered	Remaining Annual Budget
Regular Employee Salaries	\$1,103,356	549,323	\$86,895	\$539,284	\$0	\$564,072
Part-Time Employee Wages	12,000	12,000	720	5,036	0	6,964
Summer Employee Wages	3,296	2,413	240	240	0	3,056
Overtime Wages	31,800	22,400	680	14,857	0	16,943
Pension Contributions	336,801	168,407	22,057	145,433	0	191,367
FICA Contributions	88,010	44,007	6,652	42,255	0	45,754
Regular Employee Healthcare Benefits	614,008	307,224	51,934	279,338	0	334,671
Life Insurance Benefits	9,070	4,535	654	4,287	0	4,783
Utility Expense	157,990	102,431	6,712	61,472	0	96,518
Office Expense	2,425	2,075	11	347	53	2,025
Telecommunication Expense	51,548	28,400	15,670	35,878	0	15,670
Information Technology Expense	7,920	4,182	0	0	0	7,920
Professional Development/Meetings	2,120	1,160	0	498	0	1,622
Vehicle Maintenance Expense and Fuel	78,760	63,049	806	7,986	0	70,774
Operations Maintenance Expense	158,800	110,501	6,778	59,198	14,724	84,878
Toll Collection Expense	7,200	5,433	292	2,470	0	4,730
Uniform Expense	3,000	1,573	2,415	2,894	62	44
Business Insurance	262,506	131,253	22,205	131,309	0	131,197
Licenses & Inspections Expense	940	778	0	695	0	245
State Police Bridge Security	178,351	93,492	14,158	85,101	0	93,250
EZPass Equipment/Maintenance	165,984	82,992	12,568	61,930	0	104,053
EZPass Operating Expense	267,729	133,865	20,326	127,964	0	139,765
TOTAL	\$3,543,614	\$1,871,493	\$271,773	\$1,608,473	\$14,839	\$1,920,302

Delaware River Joint Toll Bridge Commission
Budget vs Actual
For the Six Months Ending June 30, 2017

INTERSTATE - 78 TOLL BRIDGE

	Annual Budget 2017	YTD Budget 2017	Expended For The Month	Expended Year To Date	Encumbered	Remaining Annual Budget
Regular Employee Salaries	\$2,393,668	1,190,400	\$179,244	\$1,138,948	\$0	\$1,254,720
Part-Time Employee Wages	80,000	40,000	1,153	16,971	0	63,029
Summer Employee Wages	16,400	8,843	1,015	1,015	0	15,385
Overtime Wages	60,900	30,451	2,297	46,860	0	14,040
Pension Contributions	728,270	364,150	47,734	317,242	0	411,028
FICA Contributions	195,149	97,578	13,796	90,648	0	104,501
Regular Employee Healthcare Benefits	1,371,573	686,278	116,067	625,126	0	746,448
Life Insurance Benefits	19,626	9,813	1,193	9,467	0	10,159
Utility Expense	141,000	95,500	2,890	45,485	0	95,515
Office Expense	6,430	4,550	337	1,142	163	5,125
Telecommunication Expense	130,932	66,466	18,388	47,861	0	83,071
Information Technology Expense	2,795	2,150	0	0	0	2,795
Professional Development/Meetings	7,700	2,739	0	2,263	0	5,437
Vehicle Maintenance Expense and Fuel	77,000	60,261	3,780	34,071	0	42,929
Operations Maintenance Expense	400,972	291,256	9,938	144,297	41,935	214,740
Toll Collection Expense	13,000	9,500	936	9,291	0	3,709
Uniform Expense	12,000	4,941	352	1,883	165	9,952
Business Insurance	473,153	236,577	40,668	238,731	0	234,422
Licenses & Inspections Expense	1,500	337	75	841	0	659
State Police Bridge Security	976,355	511,808	79,036	475,078	0	501,278
EZPass Equipment/Maintenance	248,976	124,488	18,806	92,797	0	156,179
EZPass Operating Expense	1,431,589	715,794	110,320	694,518	0	737,071
TOTAL	\$8,788,989	\$4,553,881	\$648,025	\$4,034,533	\$42,263	\$4,712,193

Delaware River Joint Toll Bridge Commission
Budget vs Actual
For the Six Months Ending June 30, 2017

EASTON - PHILLIPSBURG TOLL BRIDGE

	Annual Budget 2017	YTD Budget 2017	Expended For The Month	Expended Year To Date	Encumbered	Remaining Annual Budget
Regular Employee Salaries	\$1,663,841	827,614	\$130,395	\$811,453	\$0	\$852,388
Part-Time Employee Wages	86,000	43,000	4,889	51,880	0	34,120
Summer Employee Wages	24,300	12,150	4,601	4,998	0	19,302
Overtime Wages	44,000	22,000	3,684	37,185	0	6,815
Pension Contributions	506,716	253,368	33,212	224,378	0	282,338
FICA Contributions	139,088	69,547	10,790	68,140	0	70,948
Regular Employee Healthcare Benefits	936,379	468,524	78,975	425,686	0	510,693
Life Insurance Benefits	13,648	6,824	1,404	7,559	0	6,090
Utility Expense	128,500	71,702	7,393	43,941	0	84,559
Office Expense	5,200	3,850	651	1,819	110	3,271
Telecommunication Expense	108,527	71,257	24,005	53,488	9,382	45,658
Information Technology Expense	2,415	1,183	0	0	0	2,415
Professional Development/Meetings	6,500	2,899	331	2,619	0	3,881
Vehicle Maintenance Expense and Fuel	56,800	43,281	2,446	12,571	2,981	41,249
Operations Maintenance Expense	180,170	124,973	15,209	70,030	17,945	92,194
Toll Collection Expense	13,500	13,136	1,194	5,280	0	8,220
Uniform Expense	10,000	4,000	705	3,310	0	6,690
Business Insurance	192,932	96,466	16,936	98,493	0	94,439
Licenses & Inspections Expense	2,600	1,300	0	572	0	2,028
State Police Bridge Security	490,464	257,103	39,999	240,431	0	250,034
EZPass Equipment/Maintenance	207,480	103,740	15,728	77,439	0	130,040
EZPass Operating Expense	613,142	306,571	47,188	297,075	0	316,067
TOTAL	\$5,432,202	\$2,804,488	\$439,734	\$2,538,347	\$30,417	\$2,863,438

Delaware River Joint Toll Bridge Commission
Budget vs Actual
For the Six Months Ending June 30, 2017

PORTLAND - COLUMBIA TOLL BRIDGE

	Annual Budget 2017	YTD Budget 2017	Expended For The Month	Expended Year To Date	Encumbered	Remaining Annual Budget
Regular Employee Salaries	\$830,241	413,161	\$51,839	\$350,280	\$0	\$479,961
Part-Time Employee Wages	22,000	9,995	1,967	11,891	0	10,109
Summer Employee Wages	13,655	6,200	400	400	0	13,255
Overtime Wages	32,945	19,891	1,312	22,673	0	10,272
Pension Contributions	256,107	128,059	16,795	110,697	0	145,411
FICA Contributions	68,761	34,382	4,162	29,024	0	39,737
Regular Employee Healthcare Benefits	437,736	219,025	36,962	198,992	0	238,744
Life Insurance Benefits	6,818	3,409	336	2,900	0	3,918
Utility Expense	68,520	44,442	8,626	30,478	0	38,042
Office Expense	3,373	2,736	177	338	110	2,925
Telecommunication Expense	84,680	42,340	12,379	33,970	0	50,709
Information Technology Expense	2,415	1,183	0	0	0	2,415
Professional Development/Meetings	1,200	1,000	0	351	0	849
Vehicle Maintenance Expense and Fuel	32,804	20,709	2,108	10,300	0	22,504
Operations Maintenance Expense	119,195	90,866	6,490	3,228	3,897	112,070
Toll Collection Expense	9,800	8,202	288	5,376	0	4,424
Uniform Expense	5,000	1,346	150	2,569	292	2,139
Business Insurance	142,168	71,084	12,259	71,870	0	70,298
Licenses & Inspections Expense	650	650	0	286	0	364
State Police Bridge Security	113,184	59,331	9,301	55,908	0	57,276
EZPass Equipment/Maintenance	124,488	62,244	9,444	46,474	0	78,014
EZPass Operating Expense	132,709	66,354	10,343	65,112	0	67,597
TOTAL	\$2,508,449	\$1,306,609	\$185,338	\$1,053,119	\$4,299	\$1,451,031

Delaware River Joint Toll Bridge Commission
Budget vs Actual
For the Six Months Ending June 30, 2017

DELAWARE WATER GAP TOLL BRIDGE

	Annual Budget 2017	YTD Budget 2017	Expended For The Month	Expended Year To Date	Encumbered	Remaining Annual Budget
Regular Employee Salaries	\$2,434,429	1,210,610	\$188,390	\$1,261,223	\$0	\$1,173,206
Part-Time Employee Wages	110,000	55,009	5,369	40,159	0	69,841
Summer Employee Wages	8,200	3,075	0	0	0	8,200
Overtime Wages	94,230	46,910	7,854	78,859	0	15,371
Pension Contributions	750,253	375,142	49,123	329,036	0	421,217
FICA Contributions	202,485	101,246	15,193	104,454	0	98,031
Regular Employee Healthcare Benefits	1,400,756	707,190	118,052	635,597	0	765,158
Life Insurance Benefits	19,958	9,979	1,413	10,014	0	9,944
Utility Expense	92,400	60,861	4,240	30,994	0	61,406
Office Expense	5,649	4,754	43	331	216	5,102
Telecommunication Expense	68,675	34,337	16,821	39,729	0	28,946
Information Technology Expense	2,415	1,183	0	0	0	2,415
Professional Development/Meetings	2,500	1,214	41	3,976	0	(1,476)
Vehicle Maintenance Expense and Fuel	71,574	61,488	7,584	25,464	246	45,864
Operations Maintenance Expense	166,470	114,622	8,761	72,623	9,280	84,568
Toll Collection Expense	12,338	9,200	563	5,577	0	6,761
Uniform Expense	10,500	4,730	646	3,244	700	6,556
Business Insurance	394,143	197,071	34,123	199,591	0	194,552
Licenses & Inspections Expense	1,500	447	75	497	0	1,003
State Police Bridge Security	766,565	401,835	62,887	373,981	0	392,584
EZPass Equipment/Maintenance	248,976	124,488	18,839	92,890	0	156,085
EZPass Operating Expense	1,084,789	542,395	84,356	531,067	0	553,723
TOTAL	\$7,948,804	\$4,067,787	\$624,373	\$3,839,305	\$10,442	\$4,099,057

Delaware River Joint Toll Bridge Commission
Budget vs Actual
For the Six Months Ending June 30, 2017

MILFORD - MONTAGUE TOLL BRIDGE

	Annual Budget 2017	YTD Budget 2017	Expended For The Month	Expended Year To Date	Encumbered	Remaining Annual Budget
Regular Employee Salaries	\$820,590	408,336	\$52,861	\$381,676	\$0	\$438,914
Part-Time Employee Wages	18,500	8,497	2,920	20,045	0	(1,544)
Summer Employee Wages	13,655	6,300	800	800	0	12,855
Overtime Wages	28,250	17,516	2,792	29,582	0	(1,332)
Pension Contributions	251,851	125,930	16,501	110,029	0	141,822
FICA Contributions	67,396	33,699	4,469	32,807	0	34,589
Regular Employee Healthcare Benefits	437,736	219,025	37,082	199,591	0	238,146
Life Insurance Benefits	6,738	3,369	251	2,782	0	3,955
Utility Expense	57,050	37,259	1,682	34,484	0	22,566
Office Expense	3,373	2,736	24	641	122	2,610
Telecommunication Expense	51,771	25,886	14,080	23,804	0	27,967
Information Technology Expense	2,415	1,183	0	0	0	2,415
Professional Development/Meetings	1,200	800	964	2,477	0	(1,277)
Vehicle Maintenance Expense and Fuel	37,620	22,366	4,753	14,607	628	22,385
Operations Maintenance Expense	122,685	97,434	6,341	37,428	4,218	81,039
Toll Collection Expense	9,200	6,383	440	2,948	0	6,252
Uniform Expense	5,000	1,500	31	2,135	1,116	1,749
Business Insurance	118,645	59,323	10,301	60,208	0	58,437
Licenses & Inspections Expense	650	43	0	178	0	472
State Police Bridge Security	98,265	51,512	7,789	46,819	0	51,446
EZPass Equipment/Maintenance	124,488	62,244	9,444	46,474	0	78,014
EZPass Operating Expense	135,945	67,973	10,378	65,339	0	70,607
TOTAL	\$2,413,024	\$1,259,315	\$183,903	\$1,114,855	\$6,084	\$1,292,086

Delaware River Joint Toll Bridge Commission
Budget vs Actual
For the Six Months Ending June 30, 2017

SOUTHERN DIVISION TOLL SUPPORTED BRIDGES

	Annual Budget 2017	YTD Budget 2017	Expended For The Month	Expended Year To Date	Encumbered	Remaining Annual Budget
Regular Employee Salaries	\$2,114,962	1,052,890	\$156,336	\$1,025,752	\$0	\$1,089,210
Overtime Wages	61,320	32,775	979	19,406	0	41,914
Pension Contributions	645,703	322,864	42,262	273,446	0	372,256
FICA Contributions	166,486	83,246	11,781	78,673	0	87,813
Regular Employee Healthcare Benefits	1,226,838	613,858	103,597	557,988	0	668,851
Life Insurance Benefits	17,368	8,684	1,046	8,242	0	9,126
Utility Expense	74,740	38,971	3,273	27,180	0	47,560
Telecommunication Expense	57,728	28,864	7,222	27,486	0	30,242
Professional Development/Meetings	4,250	2,125	0	0	0	4,250
Vehicle Maintenance Expense and Fuel	14,300	8,826	0	906	0	13,394
Operations Maintenance Expense	118,820	78,801	1,879	11,600	11,847	95,372
Uniform Expense	15,756	8,551	170	551	0	15,204
Business Insurance	465,625	232,812	39,879	234,300	0	231,324
Licenses & Inspections Expense	900	789	0	427	0	473
State Police Bridge Security	1,743,492	913,943	136,950	823,193	0	920,299
TOTAL	\$6,728,287	\$3,428,001	\$505,373	\$3,089,150	\$11,847	\$3,627,290

Delaware River Joint Toll Bridge Commission
Budget vs Actual
For the Six Months Ending June 30, 2017

NORTHERN DIVISION TOLL SUPPORTED BRIDGES

	Annual Budget 2017	YTD Budget 2017	Expended For The Month	Expended Year To Date	Encumbered	Remaining Annual Budget
Regular Employee Salaries	\$1,818,034	904,150	\$129,248	\$850,848	\$0	\$967,187
Overtime Wages	53,192	26,596	357	15,374	0	37,818
Pension Contributions	555,193	277,607	36,368	238,099	0	317,094
FICA Contributions	143,149	71,577	9,659	64,797	0	78,352
Regular Employee Healthcare Benefits	1,050,567	525,660	88,791	479,015	0	571,551
Life Insurance Benefits	14,906	7,453	966	7,006	0	7,900
Utility Expense	47,391	23,703	2,414	13,413	0	33,978
Office Expense	1,000	500	166	271	0	729
Telecommunication Expense	88,476	44,238	11,071	41,486	0	46,990
Professional Development/Meetings	2,600	1,300	0	22	0	2,578
Vehicle Maintenance Expense and Fuel	8,320	4,160	0	266	0	8,054
Operations Maintenance Expense	65,367	45,856	4,119	12,235	11,088	42,044
Uniform Expense	10,500	5,109	545	3,522	480	6,498
Business Insurance	200,638	100,319	17,614	102,360	0	98,278
Licenses & Inspections Expense	1,880	772	545	873	0	1,007
State Police Bridge Security	521,389	273,312	40,824	245,388	0	276,001
TOTAL	\$4,582,601	\$2,312,312	\$342,688	\$2,074,976	\$11,568	\$2,496,058

DELAWARE RIVER JOINT TOLL BRIDGE COMMISSION SYSTEM
STATEMENT OF REVENUE AND EXPENSES FOR THE SIX MONTHS ENDED JUNE 30, 2017

	T-M	NH-L	I-78	E-P	P-C	DWG	M-CM	SDTS	NDTS	ADM	TOTAL 2017	TOTAL 2016
TOLL REVENUE												
Net Toll Revenue	8,550,669	1,530,813	30,117,345	4,674,534	1,160,025	15,792,761	743,281	-	-	-	62,569,426	61,841,135
EZPass Fee	142,677	38,520	201,028	89,106	19,383	156,281	19,742	-	-	-	666,735	513,243
Net Violation Fee Income	189,892	20,895	427,070	110,530	7,505	208,936	18,039	-	-	-	982,866	957,012
REVENUE FROM TOLL	\$ 8,883,238	\$ 1,590,227	\$ 30,745,442	\$ 4,874,169	\$ 1,186,912	\$ 16,157,977	\$ 781,061	\$ -	\$ -	\$ -	\$ 64,219,027	\$ 63,311,390
OPERATING EXPENSE												
Regular Employee Salaries	816,415	539,284	1,138,948	811,453	350,280	1,261,223	381,676	1,025,752	850,848	2,620,608	9,796,487	9,220,968
Part-Time Employee Wages	25,719	5,036	16,971	51,880	11,891	40,159	20,045	-	-	-	171,700	172,647
Summer Employee Wages	-	-	1,015	4,998	400	-	800	-	-	-	7,453	8,798
Overtime Wages	21,253	14,857	46,860	37,185	22,673	78,859	29,582	19,406	15,374	13,193	299,242	194,594
Pension Contributions	224,537	145,433	317,242	224,378	110,697	329,036	110,029	273,446	238,099	825,649	2,798,547	2,191,013
FICA Contributions	64,890	42,255	90,648	68,140	29,024	104,454	32,807	78,673	64,797	240,871	816,559	767,999
Regular Employee Healthcare Benefits	451,853	279,338	625,126	425,686	198,992	635,597	199,591	557,988	479,015	978,663	4,831,847	4,275,700
Life Insurance Benefits	7,857	4,287	9,467	7,559	2,900	10,014	2,782	8,242	7,006	26,161	86,274	82,630
Unemployment Compensation Benefits	-	-	-	-	-	-	-	-	-	1,701	28,993	28,993
Utility Expense	59,806	61,472	45,485	43,941	30,478	30,994	34,484	27,180	13,413	-	347,252	346,033
Office Expense	791	347	1,142	1,819	338	331	641	-	271	89,900	95,580	91,555
Telecommunication Expense	40,575	35,878	47,861	53,488	33,970	39,729	23,804	27,486	41,486	145,988	490,267	284,907
Information Technology Expense	-	-	-	-	-	-	-	-	-	214,458	214,458	171,858
Professional Development/Meetings	512	498	2,263	2,619	351	3,976	2,477	-	22	52,880	65,600	63,959
Vehicle Maintenance Expense and Fuel	38,790	7,986	34,071	12,571	10,300	25,464	14,607	906	266	342	145,302	126,128
Operations Maintenance Expense	77,958	59,198	144,297	70,030	3,228	71,623	37,428	11,600	12,235	-	488,598	413,673
ESS Operating Maintenance Expense	-	-	-	-	-	-	-	-	-	577,367	577,367	446,447
Commission Expense	-	-	-	-	-	-	-	-	-	7,759	9,382	9,382
Toll Collection Expense	6,124	2,470	9,291	5,280	5,376	5,577	2,948	-	-	-	37,067	23,961
Uniform Expense	10,965	2,894	1,883	3,310	2,569	3,244	2,135	551	3,572	3,841	34,915	55,940
Business Insurance	189,733	131,309	238,731	98,493	71,870	199,591	60,208	234,300	102,360	95,831	1,422,426	1,433,017
Licenses & Inspections Expense	240	695	841	572	286	497	178	427	873	-	4,609	3,598
Advertising	-	-	-	-	-	-	-	-	-	4,761	4,761	6,982
Professional Services	-	-	-	-	-	-	-	-	-	589,284	589,284	478,911
State Police Bridge Security	408,980	85,101	475,078	240,431	55,908	373,981	46,819	823,193	245,388	-	2,754,878	2,604,118
EZPass Equipment/Maintenance	77,438	61,930	92,797	77,439	46,474	92,890	46,474	-	-	-	495,442	592,181
General Contingency	-	-	-	-	-	-	-	-	-	-	-	10,000
EZPass Operating Expense	479,749	127,964	694,518	297,075	65,112	531,067	65,339	-	-	-	2,260,823	2,551,933
TOTAL OP., MAINT., & ADM	\$ 3,004,184	\$ 1,608,473	\$ 4,034,533	\$ 2,538,347	\$ 1,053,119	\$ 3,839,305	\$ 1,114,855	\$ 3,089,150	\$ 2,074,976	\$ 6,489,254	\$ 28,846,196	\$ 26,657,928
OTHER OPERATING INC/EXP												
Other Operating Income	-	-	407	-	-	-	-	-	-	80,624	81,031	49,155
TOTAL OTHER OF INC	\$ -	\$ -	\$ 407	\$ -	\$ -	\$ -	\$ -	\$ -	\$ -	\$ 80,624	\$ 81,031	\$ 49,155
NET OPERATING INC	\$5,879,053	\$ (18,246)	\$26,711,316	\$2,335,823	\$133,794	\$12,318,671	\$ (333,794)	\$ (3,089,150)	\$ (2,074,976)	\$ (6,408,630)	\$ 35,453,862	\$ 36,702,617
NON-OPERATING REV/EXP												
Interest Revenue	-	-	-	-	-	-	-	-	-	-	1,951,784	867,329
Other Non-Operating Revenue	-	-	-	-	-	-	-	-	-	-	-	-
GASB 68 Pension Expense	-	-	-	-	-	-	-	-	-	-	(15,755,485)	(6,607,649)
Interest Expense	-	-	-	-	-	-	-	-	-	-	(15,260,153)	(14,341,237)
Depreciation Expense	-	-	-	-	-	-	-	-	-	-	-	-
OP&B Amort Expense	-	-	-	-	-	-	-	-	-	-	-	-
TOTAL NON-OPERATING REV/EXP	\$ -	\$ -	\$ -	\$ -	\$ -	\$ -	\$ -	\$ -	\$ -	\$ (29,063,854)	\$ (20,081,557)	\$ -
CHANGE IN NET ASSETS												
											\$6,390,008	\$16,621,060

DELAWARE RIVER JOINT TOLL BRIDGE COMMISSION

Meeting of July 31, 2017

ADMINISTRATION

The following Pages reflect the reports on those items assigned to the Administration Department. Each item is reported separately and page numbered accordingly.

DELAWARE RIVER JOINT TOLL BRIDGE COMMISSION

Meeting of July 31, 2017

PURCHASING REPORT INDEX

MONTH OF JUNE 2017

SUBJECT	DESCRIPTION	PAGE NUMBER
Purchasing	Monthly Purchasing Report Covering the Month of June, 2017	1-5

DELAWARE RIVER JOINT TOLL BRIDGE COMMISSION

Meeting of July 31, 2017

MONTHLY PURCHASING REPORT

June 2017

This report itemizes all orders for purchases made for the month of June, 2017, showing the divisions chargeable for the expense and the source of authority for issuance of the purchase order. This authority is broken into three categories:

- (1) By authority of the Commission
- (2) By authority of the Executive Director or his designate
- (3) By authority of the Superintendent

The purchasing activities for the month culminated in the preparation and placement of 61 purchase orders in the total amount of \$282,805.43. To secure competitive prices on items being purchased, 25 price inquiries were sent out for 8 of the requisitions leading to purchase orders, an average of 3.12 per order ($25/8 = 3.12$). For the month of June 2017, State Contracts were utilized and confirming requisitions were completed for the year-end needs of the Commission.

Procurements of over \$5,000.00 during the period of June 2017 are shown below:

- Five (5) Purchase Orders were issued, in the total amount of \$106,830.00, for ESS camera upgrades at various Commission locations.
- Two (2) Purchase Orders were issued, in the total amount of \$29,868.75, for server upgrades at the request of the IT Department.
- A Purchase Order was issued, in the total amount of \$20,796.00, for sidewalk boards for the Northampton Street Toll-Supported Bridge.
- A Purchase Order was issued, in the total amount of \$13,091.25, for heating oil needs at the Trenton-Morrisville Toll Bridge Facility.
- A Purchase Order was issued, in the total amount of \$10,583.65, for HVAC equipment upgrades at the Trenton-Morrisville Toll Bridge Facility.

In addition to the practices employed incidental to purchase of materials, etc., from vendors on a direct basis, the Commission also purchases via direct utilization of the purchasing processes of the State of New Jersey, the Commonwealth of Pennsylvania and other joint purchasing arrangements.

DELAWARE RIVER JOINT TOLL BRIDGE COMMISSION
REPORT OF PURCHASING ACTIVITIES

June 2017

PO Number	Vendor Name	General Description	Req Dept	Contract/Resolution/ Contract	** BY AUTHORITY OF **		
					Commission	Director	Dist Supt
20170261	GRAINGER	ICE MACHINE	EP	NJ M-0002		1,954.00	
20170262	TIMMERMAN EQUIPMENT COMPANY	STREET SWEEPER BROOM	EP			480.00	
20170263	GEORGE ALLEN WASTEWATER	SEPTIC TANK MAINTENANCE	NHL			290.00	
20170264	GRAINGER	SERVICE BENCH	I78	NJ M-0002		540.69	
20170265	INTEGRITY MECHANICAL INC.	HVAC REPAIRS	TM			1,378.50	
20170266	JW SCOTT	FUEL PUMP SERVICE	NHL			498.00	
20170267	JW SCOTT	EMERGENCY GAS PUMP REPAIR	EP			1,072.70	
20170268	NATIONAL ELEVATOR INSPECTION	ELEVATOR INSPECTION	NHL				81.00
20170269	STARR UNIFORM	UNIFORMS-MAINTENANCE	NHL	PA COSTARS 12		5,156.61	
20170270	ALLIED OIL LLC	GASOLINE	EP	NJ T-0083		1,069.61	
20170271	MAGARINO FORD	HEAD GASKET REPAIR	MM			3,866.67	
20170272	INTEGRITY MECHANICAL INC.	HVAC REPAIR	PC			1,680.95	
20170273	ADVANCED MICRO COMPUTER SPECIALISTS INC.	NETILLA REMOTE MAINT. RENEWAL	IT			885.50	
20170274	HOOVER TRUCK CENTER	TRUCK PARTS	TM			476.66	
20170275	CONTROLTEK	BANKING SUPPLIES	TM			1,126.38	
20170276	J. FLETCHER CREAMER & SONS, INC	GUIDE RAIL/ATTENUATOR REPAIRS	I78	ENG 01-06-14	9,900.00		
20170277	AMERICAN TEST CENTER	BUCKET TRUCKS-TEST/INSPECTIONS	DWG			1,365.00	
20170278	RRR CONTRACTORS, INC. CAPITAL RESERVE	TM ROOF REPAIRS	TM	FIN 3101-12-16	8,900.00		
20170279	HARRINGTON INDUSTRIAL PLASTICS CAPITAL RESERVE	SIDEWALK BOARDS	EP	FIN 3101-12-16	20,796.00		
20170280	RUMSEY ELECTRIC	STREET LIGHT POLE REPLACEMENT	DWG			2,170.00	

DELAWARE RIVER JOINT TOLL BRIDGE COMMISSION
REPORT OF PURCHASING ACTIVITIES

June 2017

PO Number	Vendor Name	General Description	Req Dept	Contract/Resolution/ Comment	** BY AUTHORITY OF **		
					Commission	Director	Dist. Supt
20170281	HOOVER TRUCK CENTER	TRUCK PARTS	TM			5,754.31	
20170282	FASTENAL CAPITAL RESERVE	SIDEWALK PLANK HARDWARE/TOOLS	EP	NJ M-0002		948.56	
20170283	WASTE MANAGEMENT	DUMPSTER CB-S TSB WALKWAY	NHL	PA 4400014781		2,500.00	
20170284	STAR LAWN MOWER	BACK PACK AND HAND HELD BLOWER	NHL			1,239.96	
20170285	CAMDEN BAG & PAPER CO.	JANITORIAL SUPPLIES	I78			1,767.21	
20170286	J.W. KENNEDY & SON	WELDING GASES	TM				110.00
20170287	STARR UNIFORM	CLOTHING- OFFICER UNIFORM	DWG	PA COSTARS 12		2,445.36	
20170288	WINZIP COMPUTING	WINZIP SOFTWARE RENEWAL	IT			955.50	
20170289	ARAMSCO	CLASS III SAFETY VEST	DWG	NJ T-0106		544.50	
20170290	MONARCH GLOBAL BRANDS, INC.	WIPING RAGS	I78			706.25	
20170291	BUCKHORN PUMPS, INC	WATER WAGON PARTS	I78			327.95	
20170292	INTEGRITY MECHANICAL INC.	HVAC REPAIRS	TM			640.00	
20170293	INTEGRITY MECHANICAL INC.	HVAC REPAIRS	NHL			625.00	
20170294	INTEGRITY MECHANICAL INC.	HVAC REPAIR	MM			3,154.55	
20170295	AMERICAN ASPHALT CO INC	COLD PATCH	NHL	NJ T-1609		812.70	
20170296	SCHNEIDER ELECTRIC BUILDING AMERICAS, INC. CAPITAL RESERVE	NHLT ADDTL ESS CAMERAS	ESS	ENG 2313-06-13		31,675.00	
20170297	SECURITY IMAGING CORPORATION	WEARABLE ACCESS BAND	ESS			1,498.00	
20170298	GRAINGER	WALL POCKETS FOR TOLL BOOTHS	I78	NJ M-0002		458.36	
20170299	STARR UNIFORM	CLOTHING - IT SHIRTS	IT	PA COSTARS 12		176.28	
20170300	SCHNEIDER ELECTRIC BUILDING AMERICAS, INC. CAPITAL RESERVE	DWG BANKING RM CARD READER	ESS	FIN 2928-02-16		6,225.00	

**DELAWARE RIVER JOINT TOLL BRIDGE COMMISSION
REPORT OF PURCHASING ACTIVITIES**

June 2017

PO Number	Vendor Name	General Description	Req Dept	Contract/Resolution/ Comment	** BY AUTHORITY OF **		
					Commission	Director	Dist. Supt
20170301	SCHNEIDER ELECTRIC BUILDING AMERICAS, INC. CAPITAL RESERVE	DWG BANKING RM CAMERA ADD	ESS	FIN 2928-02-16	4,750.00		
20170302	SCHNEIDER ELECTRIC BUILDING AMERICAS, INC. CAPITAL RESERVE	PC BANKING RM CARD READER	ESS	FIN 2928-02-16	5,025.00		
20170303	SCHNEIDER ELECTRIC BUILDING AMERICAS, INC. CAPITAL RESERVE	MM BANKING RM CARD READER/DOOR	ESS	FIN 2928-02-16	6,225.00		
20170304	ELLIOT-LEWIS CORPORATION CAPITAL RESERVE	HVAC EQUIPMENT UPGRADE	TM	FIN 3101-12-16	10,583.65		
20170305	STAPLES BUSINESS ADVANTAGE	PRINTER TONER/IT SUPPLIES	IT		6,641.92		
20170306	STAR LAWN MOWER	MOWER ROOM SUPPLIES	EP		1,289.32		
20170307	PPC LUBRICANTS	LUBRICANTS - OIL & GREASE	EP	PA 4400014545	1,350.55		
20170308	STARR UNIFORM	CLOTHING: ESS UNIFORM	ESS	PA COSTARS 12	341.70		
20170309	J. FLETCHER CREAMER & SONS, INC	GUIDE RAIL REPAIR/REPLACE	I78	TTS-634AR	10,500.00		
20170310	SCHNEIDER ELECTRIC BUILDING AMERICAS, INC. CAPITAL RESERVE	SF PARK & RIDE CAMERA ADDS	ESS	FIN 3102-12-16	57,650.00		
20170311	MAGARINO FORD	FORD F550 REPAIR	MM		627.66		
20170312	CDW-G	IT MISC. SUPPLIES/EQUIPMENT	IT	IT 02-09-16	2,672.13		
20170313	INTEGRITY MECHANICAL INC.	HVAC REPAIRS	NHL		470.32		
20170314	INTEGRITY MECHANICAL INC.	HVAC REPAIRS	NHL		220.00		
20170315	NATIONAL ELEVATOR INSPECTION	ROUTINE ELEVATOR INSPECTION	TM				81.00
20170316	CDW-G CAPITAL RESERVE	VIRTUALIZATION CABLING	IT	IT 02-09-16	3,447.07		
20170317	CDW-G	I78 GARAGE IT NETWORK SWITCHES	IT	IT 02-09-16	16,073.51		

DELAWARE RIVER JOINT TOLL BRIDGE COMMISSION
REPORT OF PURCHASING ACTIVITIES

June 2017

PO Number	Vendor Name	General Description	Req Dept	Contract/Resolution/ Comment	Commission	Director	Dist. Supt.
CAPITAL RESERVE							
20170318	CDW-G	I78 GARAGE IT RACK EQUIP/ETC	IT	IT 02-09-16	13,795.24		
CAPITAL RESERVE							
20170319	CDW-G	PHOTO EDITING SOFTWARE	IT	IT 02-09-16	730.40		
20170320	SUPERIOR PLUS ENERGY SERVICES, INC	HEATING OIL	TM	PA 4400013242		13,091.25	
20170321	ALLIED OIL LLC	GASOLINE	EP	NJT-0083		986.95	
Purchase Order Count: 61					<u>\$206,275.87</u>	<u>\$76,257.56</u>	<u>\$272.00</u>
AUTHORITY TOTALS:							
GRAND TOTAL:					<u>\$282,805.43</u>		

Delaware River Joint Toll Bridge Commission
Meeting of July 31, 2017

**E-Z PASS REPORT
CUSTOMER SERVICE CENTER/VIOLATIONS PROCESSING CENTER
OPERATIONS (CSC/VPC) REPORT FOR THE E-ZPASS SYSTEM
JUNE 2017**

SUBJECT	DESCRIPTION	PAGE NUMBER
E-ZPass CSC/VPC Operations Report	E-ZPass CSC/VPC Operations Report JUNE	1-3

Delaware River Joint Toll Bridge Commission
Meeting of July 31, 2017

**E-Z PASS REPORT
CUSTOMER SERVICE CENTER/VIOLATIONS PROCESSING CENTER
OPERATIONS (CSC/VPC) REPORT FOR THE E-ZPASS SYSTEM
JUNE 2017**

E-ZPass Migrated Account and Transponder Information as reported by Xerox State and
Local Solutions, Inc. (CSC/VPC Provider)

Total Number of Migrated DRJTBC and NJ CSC E-ZPass Accounts

Migrated Business Accounts	Migrated Private Accounts	Total Number of Migrated Accounts	Total Number of NJ CSC Active Accounts
1,654	77,339	78,993	2,797,717

Total Number of Migrated DRJTBC (029) Transponders and NJ CSC E-ZPass Transponders

Migrated Business Account Transponders	Migrated Private Account Transponders	Total Number of Migrated Transponders	Total Number of NJ CSC Active Transponders
9,228	131,323	140,551	5,103,186

The Commission will be able to identify 78,993 migrated accounts through a prefix account number (60000). This number will precede the 4-digit account assigned to these accounts. The prefix number was provided in order for the Commission to identify all migrated E-ZPass accounts.

Delaware River Joint Toll Bridge Commission
Meeting of July 31, 2017

E-Z PASS REPORT
CUSTOMER SERVICE CENTER/VIOLATIONS PROCESSING CENTER (CSC/VPC)
OPERATIONS REPORT FOR THE E-ZPASS SYSTEM
JUNE 2017

E-ZPass Department Call Activity	Total Calls for June
<i>CSC/VPC Inquiries</i>	
Account Modification Requests	108
Violation Notification Inquires	58
Cash Lane Violation Inquiries	5
<i>General Commission Inquiries</i>	
Calls referred to Other Departments (H.R., Eng., ESS)	15
<i>Web-Inquiries</i>	
Account Updates	11
Violations	4
Toll Collector Incidents	0
Disputes	4
TOTAL NUMBER OF CALLS	205

E-ZPass account modification requests and violation inquiries represent an increase in calls for June.

Delaware River Joint Toll Bridge Commission
Meeting of July 31, 2017

**E-Z PASS REPORT
CUSTOMER SERVICE CENTER/VIOLATIONS PROCESSING CENTER (CSC/VPC)
OPERATIONS REPORT FOR THE E-ZPASS SYSTEM
JUNE 2017**

CSC/VPC Pre-Migration Collection Accounts:

As a result of pre-migration collection efforts from January 2015 through June 2017, Professional Account Management (PAM) a Duncan Solutions Company reports \$160,276.20 collected in outstanding tolls and fees.

Professional Account Management (PAM) a Duncan Solutions Company provide the Commission with monthly payment status updates. Collection activity will continue to be monitored by the E-ZPass Department.

New Jersey Customer Service Center (CSC) Project Update:

Onsite Installation Testing (OIT) resulted in the need to discontinue the OIT process and extend the go-live date to October 16, 2017.

Violation and DVAS Camera Monitoring:

The E-ZPass Department in tandem with Xerox Field Service Technicians (FSTs) monitors vehicle transactions and images in Districts I, II and III through the Commission's Violation Enforcement System (VES) and Digital Video Audit System (DVAS).

IAG, New Jersey Turnpike Authority (NJTA) and Electronic Toll Collection System (ETC) Meetings and Workshops

Continue to represent the Commission at the following committees, meetings and workshops:

1. IAG Reciprocity Committee
2. IAG Public Relations & Marketing Committee
3. IAG Legal Committee
4. IAG Rental/Fleet Car Subgroup Committee
5. New Jersey Turnpike Authority Project Status Meetings
6. New Jersey Customer Service Center Implementation Requirements Meetings
7. Electronic Toll Collection System Replacement Meetings

DELAWARE RIVER JOINT TOLL BRIDGE COMMISSION
Meeting of July 31, 2017

ELECTRONIC TOLL COLLECTION PROGRAM

MONTH OF JUNE 2017

SUBJECT	DESCRIPTION	PAGE NUMBER
ETC PROGRAM	Electronic Toll Collection Program Report	1-2

DELAWARE RIVER JOINT TOLL BRIDGE COMMISSION
Meeting of July 31, 2017

ELECTRONIC TOLL COLLECTION PROGRAM
MONTH OF JUNE 2017

The following items were recently initiated, accomplished or performed during the above noted month:

Activities for the In-Lane Toll System

1. Revisions to the Disaster Recovery Plan and the Maintenance Plan to address review comments is on-going. TransCore facilitated weekly meeting to discuss the transition of the toll lanes. Transitioning of all toll lanes is complete.
2. The installation of the toll plaza canopy dynamic message signs (DMS) for the New Hope-Lambertville, Easton-Phillipsburg, Portland-Columbia and Milford-Montague Toll Bridges is underway. Sign installation and integration at the Portland-Columbia and New Hope-Lambertville Toll Bridges is complete. Bi-weekly project status meetings will continue during the installation phase of the project.
3. TransCore and Commission Staff executed a project unforeseen allowance reduction for the out of scope work associated with completing the transition of the Trenton-Morrisville Toll Bridge and open road tolling lanes at the I-78 Toll Bridge during the weekends to minimize impacts to traffic.
4. Commission staff met with TransCore at the New York Maintenance Monitoring Center (MMC). The MMC performs system health checks multiple times a day and responds to system issues. Staff support the development team and technicians as needed during issue resolution. The MMC also provides on-going quality assurance (QA) for the system. This is completed through random transaction sampling. The MMC is staffed 7 am to 11 pm (M-F) and 9 am – 5 pm (Sat – Sun). For all other hours, the MMC responsibilities are transferred to the Houston MMC that operates on a 24/7/365 basis.

Activities for the E-ZPass Customer Service Center/Violation Processing Center

1. The design of the new NJ Customer Service Center (CSC) is on-going. The New Jersey Turnpike Authority (NJTA), as the lead agency, is facilitating all meetings with the other agencies and Xerox. The new CSC was expected to go live in July 2017 and a new date is being determined.

General Electronic Toll Collection Program Activities

1. Mr. Stracciolini participated in the IAG E-ZPass Executive Management Committee meeting and Policy Committee meetings.

DELAWARE RIVER JOINT TOLL BRIDGE COMMISSION
Meeting of July 31, 2017

2. Mr. Stracciolini served on the Non-toll Opportunities subgroup for the IAG. This subgroup is preparing a policy and procedure document that provides a method for the IAG to follow for non-toll opportunities, such as use of the E-ZPass transponder system at parking garages or drive-thru services.

DELAWARE RIVER JOINT TOLL BRIDGE COMMISSION

Meeting of July 31, 2017

COMMUNICATIONS

The following Pages reflect the reports on those items assigned to the Communications Department. Each item is reported separately and page numbered accordingly.

DELAWARE RIVER JOINT TOLL BRIDGE COMMISSION

Meeting of July 31, 2017

**OPERATIONS INDEX
FOR
COMMUNICATIONS**

SUBJECT	DESCRIPTION	PAGE NUMBER
Communications	Status Report Month of June 2017	1-4

DELAWARE RIVER JOINT TOLL BRIDGE COMMISSION
Meeting of July 31, 2017

COMMUNICATIONS REPORT
June 2017

- **COMMISSION AWARENESS EFFORTS:**

Scudder Falls Bridge Replacement Project Website – Uploaded and published large PDF map of the replacement bridge and adjoining interchanges on homepage and then the project outreach section. This map is integral for answering inquiries about what the bridge, interchanges and the walkway facility (with access ramps and canal path connection locations) will look like from an aerial perspective. The home page version of the map was replaced with a detour map for the Route 175/River Road overnight closures and detours scheduled for late June and the first three weeks of July. The map was jointly designed by Stokes Creative and McCormick Taylor. Other tasks during the month including weekly postings of travel advisories in the press room section and correspondingly weekly updating of travel advisory and work activities sections on the website's homepage. The toll hearings document from the Commission's September 2016 meeting minutes also was recently added to the website. Updated current status, timeline and forward schedule sections on project website. Fixed noise report posting that was producing 404 errors.

Toll System Replacement – Toll Plaza Overhead Signs Replacement Work at E-PTB – Issued travel advisory of upcoming construction work and toll lane closures for Daktronic sign installation work at the Easton-Phillipsburg (Route 22) Toll Plaza as part of 2016-17 electronic toll collection system modernization project. The release was warranted by virtue of the toll plaza's heavy peak-traffic volumes. The advisory generated an article in the Express-Times newspaper as well as various media websites and WFMZ/Channel 69 television news.

First Scudder Falls Bridge Replacement Project Newsletter – Worked with public involvement consultants McCormick Taylor and Stokes Creative Group to design, publish, distribute and post the first newsletter on the early status of construction for the Scudder Falls Bridge Replacement Project. The product explain the project's schedule and work elements. A feature element was an easy-to-understand centerfold map depicting the completed bridge, its adjoining interchanges and its pedestrian facility – including the access ramps and connection points with the canal paths on both sides of the river. The newsletter was distributed to individuals on the project mailing list as well as local officials and businesses. Tasks included submissions of easy-to-understand bulleted content along with vetting and editing of the final content. One aim was to emphasize how the project entails more than a new bridge, with a project area that extends 4.4 miles between the two states. The newsletter also directed readers to the project website, where they could view videos and other information.

DELAWARE RIVER JOINT TOLL BRIDGE COMMISSION
Meeting of July 31, 2017

- **MEDIA RELATIONS:**

Hot Topics: Lower Trenton Bridge's "Trenton Makes" sign lighting project contract approval; Easton aquarium; I-78 approach slabs/bridges contract; dragon boat race at NH-LTSB; anti-racism rally at NH-LTSB; various articles on Allentown and Phillipsburg municipal government mentioning Commission employees; multi-day Woodside Road (Lower Makefield) closure for the Scudder Falls project; Delaware River cleanup near Upper Black Eddy-Milford Bridge; I-95 resurfacing in NJ; Commission legal counsel and Commission chairman figure in NJ state GOP chairmanship decision; distraught man jumps in river at Easton-Phillipsburg; Conduent (Commission E-ZPass service provider) headquarters opening; Trentonian commenter on Trenton Makes signage; smoke along railroad tracks at Union Square in Phillipsburg; Trenton riverfront park/pedestrian bridge between Lower Trenton and Calhoun Street bridges; Scudder Falls Bridge project detour; Yardley train victim; Riegelsville truck traffic problems; Phillipsburg Olde Town Fest marks 30 years; Scudder Falls Bridge project travel restrictions suspended for July 4 weekend; PA American Water Awards grant to Delaware River Basin Commission (Commission bridge photo).

- **COMMUNITY AFFAIRS:** (Please refer to Community Affairs report)

Edited various draft communications and handout cards. Reviewed official notice placard to provide public awareness of multi-day Woodside Road closure and blocked access to the Delaware Canal path from the park-and-ride lot. Developed official notice for local residents and businesses to be affected by extended Route 175/River Road (Ewing) alternating travel lane patterns and full-closure period. Product included detour map. Distributed notice to affected parties. Edited spring employee newsletter.

- **WEBSITE:**

Updated the toll rates page due to the onset of toll clarification for recreational vehicles with either a car or trailer in tow. Fix 2014 Bridge Inspection Report that was producing 404 errors, as per CFO James Petrino.

INTERNAL/EXTERNAL COMMUNICATIONS

- The Commission website recorded 10,630 sessions (visits) in June. This reflects an increase over May, when 10,490 sessions were recorded and a decrease from June 2016, when there were 13,089 sessions (former website).
- Issued 10 press releases/travel advisories in June. All but one release/advisory applied to the Scudder Falls project: the impending digital sign installations and travel impacts at the E-PTB.
- Edited various press releases submitted by media consultant Bellevue Communications.
- Made phone call to Pennsylvania Turnpike spokesman regarding August 4 start of Pennsylvania toll scofflaw law.

DELAWARE RIVER JOINT TOLL BRIDGE COMMISSION
Meeting of July 31, 2017

- Addressed phone inquiry from PennDOT representative, Bob Kent, regarding the Scudder Falls Bridge Replacement Project.
- Initiated standardized informational report card for 2016 annual report.
- Posted historical photo of 1955 flood at former Yardley-Wilburtha Bridge on What's Happening in Ewing Facebook page.
- Forwarded updated certificate of insurance for Stokes Creative Group.
- Attended design meetings for new Commission administration building to be located in vicinity of the new Scudder Falls Bridge.
- Responded to inquiry from PA Rep. Perry Warren's office.
- Made various NJ511 travel alert system postings for the Scudder Falls Bridge Replacement Project.
- Corrected date posting of press release announcing the Commission officers election results.
- Posted weekly Scudder Falls Bridge Replacement Project travel advisories on closed-group Facebook pages for Ewing and Lower Makefield townships.
- Added Newtown Patch to Bellevue's press release distribution list.
- Attended Scudder Falls Bridge Replacement Project biweekly status meeting.
- Posted various web alerts for weekday closures of Centre Bridge-Stockton Toll-Supported Bridge's walkway for planking replacement work.
- Coordinated travel advisories with Steve Schapiro of NJDOT and Brad Randolph of PennDOT.
- Attended WordPress website design introductory courses at Mercer County Community College.
- Participated in phone call with rails-to-trails enthusiast Tom Sexton regarding 2018 long-distance bike ride planning and potential Scudder Falls project impacts to canal tow paths.
- Discuss former chairman and Commission compact special counsel David J. Goldberg with Martin E. Robins, director emeritus of the Alan M. Voorhees Transportation Center at Rutgers University.
- Compiles various Scudder Falls comment strings from Lower Makefield is a Great Place to Live Facebook page for project, public involvement and Commission personnel.
- Reposted missing May 8 Delaware Water Gap travel advisory on Commission website.
- Photographed variable message sign on Woodside Road to advance public awareness on Lower Makefield Facebook page and local news outlets. Photo also was used for official notice poster at park-and-ride lot.
- Facilitated resolution to toll inquiry – customer (Hopewell resident) overcharged under legacy E-ZPass system – from NJ Senator Shirley Turner's constituent relations staff.
- Provided response to customer inquiry about Commission's old toll tokens.
- Responded to Lower Makefield resident (Upper Hill Top Road in Lower Makefield) whose property's noise readings did not meet the base thresholds for noise abatement. Response required review of noise studies and consultation with noise consultants at Michael Baker International.

DELAWARE RIVER JOINT TOLL BRIDGE COMMISSION
Meeting of July 31, 2017

- Photographed LED readout signs installation work at the NH-LTB's toll plaza – for use in 2017 annual report.
- Rewrite content for I-78 project handout card.
- Drafted detailed press release for extended Route 175/River Road single-lane and full-closure travel restrictions and distributed/posted with corresponding detour map developed by McCormick Taylor/Stokes CG.
- Photographed maintenance personnel replacing CB-STSB walkway decking.
- Removed various CB-STSB walkway closure signs after completion of work.
- Provided various toll plaza photos to Chip Straccioli in engineering department.
- Attended Scudder Falls project meeting.
- Email various news accounts on NJ Supreme Court decision concerning OPRA requests to Commission counsel and executives.
- Coordinated with NJDOT on Route 175/River Road travel restrictions; posted NJDOT release on the travel restrictions on the What's Happening in Ewing Facebook page.
- Worked with SFB public involvement consultants and Community Affairs Director Jodee Inscho to post correct detour map (West Upper Ferry Road correction) on project website.
- Compiled updated information on I-78 maintenance garage project from Rany Zakharia in engineering department.
- Made various NJ 511 travel alert systems posts for Scudder Falls project and other applicable Commission travel restrictions.
- Secured Scudder Falls website project backend access to Alex Styer of Bellevue Communications and provided instructions as needed.
- Provided response to Yardley resident inquiring about the highway-side facing of the Scudder Falls project's Pennsylvania noise walls.
- Responded to Facebook inquiries on toll rates and Solebury project in the vicinity of Commission's Pennsylvania Route 202 facilities.
- Distributed/posted the following Scudder Falls-related releases and advisories:
 - Week of 7/2 travel advisory.
 - July 4 holiday weekend moratorium on travel restrictions.
 - Route 175/River Road restrictions and detour, and single weekend schedule change.
 - Week of 6/25 travel advisory and revised advisory.
 - Week of 6/18 travel advisory.
 - Week of 6/11 travel advisory.
 - Week of 6/4 travel advisory.

DELAWARE RIVER JOINT TOLL BRIDGE COMMISSION

Meeting of July 31, 2017

**OPERATIONS INDEX
FOR
COMMUNITY AFFAIRS**

SUBJECT	DESCRIPTION	PAGE NUMBER
Community Affairs	Status Report Month of June 2017	1-2

DELAWARE RIVER JOINT TOLL BRIDGE COMMISSION
Meeting of July 31 2017

Community Affairs Report

June 2017

The following Community Affairs activity took place during the month of June 2017:

Scudder Falls Public Involvement

Assisted in review of project newsletter; updated Constant Contact database with email addresses of all elected officials in the project area. Distributed copies of newsletter at public facilities; municipal buildings, libraries, Trenton-Mercer Airport.

Assisted in public notification of River Road closure and detours and closure of canal path in the area of Woodside Road.

Assisted in review and response to messages received via the Commission and Scudder Falls project websites, as appropriate. Focus of questions and concerns in June continued to be noise-abatement walls.

Columbia/Knowlton Salt issue:

There has been nothing further on this matter since the meeting with the DEP Commissioner.

Community Outreach Events

Attended two-day Olde Towne Festival in Phillipsburg. Maintenance staff from Easton-Phillipsburg assisted in set-up and take down of canopy. Spoke with many residents about E-ZPass and commuter discounts. Several residents were interested in the historic photographs of the EP facilities on display. Overall, it was a positive outreach effort and a sound time investment for the Commission to have a presence at the event.

Route 78 Bridges and Approach Rehab

Attended preconstruction meeting on the upcoming I-78 approach bridges and approach slabs project; reviewed and made suggestions on public hand-out card.

DELAWARE RIVER JOINT TOLL BRIDGE COMMISSION
Meeting of July 31 2017

Commission Employee Newsletter

Completed production and distribution of the spring edition of the River Currents employee newsletter.

Solebury Township Request

Responded to request for information from Solebury Township Recreation Department, concerning the bike rails on the pedestrian steps at Center Bridge-Stockton Toll Supported Bridge. With assistance from Engineering Department, provided contact information for the consulting project engineer.

Miscellaneous Community Affairs

Attended meeting of the Pike County Road Task Force.

Spoke with new Government Relations Director to the Delaware River Port Authority DRPA.

DELAWARE RIVER JOINT TOLL BRIDGE COMMISSION

Meeting of July 31, 2017

ENGINEERING

The following Pages reflect the reports on those items assigned to the Engineering Department. Each item is reported separately and page numbered accordingly.

DELAWARE RIVER JOINT TOLL BRIDGE COMMISSION

Meeting of July 31, 2017 PROJECT STATUS REPORT

FACILITY	PM/PAM	CONTRACT DESCRIPTION	PAGE NO.
Trenton-Morrisville Toll Bridge	CTH/RWL	Trenton Makes Sign <ul style="list-style-type: none"> Replacement of Sign, Design, C-628A-7 Construction Management, C-703A-1 Construction, TS-687A 	1
Lower Trenton Toll Supported Bridge	CAS/RWL	NJ Approach Traffic Signal Upgrades <ul style="list-style-type: none"> Design Contract C-627B-4 	2
	VMF/CAS	<ul style="list-style-type: none"> Construction Contract, TS-699A 	2
	KMS/RWL	Scudder Falls Bridge Replacement Project <ul style="list-style-type: none"> Final Design Services, Contract C-660A Construction Contract, T-668A 	2-3
Scudder Falls Toll Supported Bridge	CTH/KMS	<ul style="list-style-type: none"> Construction Management, CM-669A 	3
	CLR/KMS	<ul style="list-style-type: none"> Construction Inspection, PA Approaches, CI-671A Construction Inspection, Main River, CI-672A 	3-4
	VMF/CLR/KMS	<ul style="list-style-type: none"> Construction Inspection, NJ Approaches, CI-673A 	4
	KMS/RWL	DMC Services for Construction of the SFB Project <ul style="list-style-type: none"> Oversight of Final Design, C-502A-2I 	4-5
	CLR/KMS	PA Noise Walls <ul style="list-style-type: none"> Construction Management, CM-664A Construction Contract, T-666A Construction Inspection, CI-665 	5-6
	VMF/CLR/KMS	Tree Clearing <ul style="list-style-type: none"> Construction Contract, T-667A 	6-7
	CTH/KMS	Public Involvement Services <ul style="list-style-type: none"> Design Contract, C-662A 	7
	KMS/RWL	Capital Program Management Consultant (CPMC) & Design Management Consultant (DMC) Services for the I-95/Scudder Falls Bridge Improvement Project <ul style="list-style-type: none"> CPMC Services 2016, C-502A-1L 	8
	VMF/CLR/KMS	Interim Deck Repairs <ul style="list-style-type: none"> Construction Contract TS-677A 	8
	CAS/RWL	Commission Administration Building at Scudder Falls <ul style="list-style-type: none"> Design Contract, C-707A 	9
New Hope-Lambertville Toll Bridge	WMC/RFM	Floor System Rehabilitation <ul style="list-style-type: none"> Design Services, C-702B-2 	9
I-78 Toll Bridge	RJZ/RWL	I-78 Toll Bridge Maintenance Garage <ul style="list-style-type: none"> Preliminary, Final, & Post Design Services, C-508A Code Compliance Plan Review and Inspections, C-696A-1 Construction Management Services, CM-508A Construction Contract, T-508A 	09-11

Notes: Facilities are listed South to North

The first set of initials indicate the Project Manager and the second set of initial indicate the Program Area Manager

Project Manager Legend

WMC – M. Cane
CTH – C. Harney

RSL – R. Luciani
VMF – V. Fischer

Program Area Manager Legend

KMS – K. Skeels
CAS – C. Stracciolini
RFM – Ronald Mieszkowski

RJZ – R. Zakharia
RLR – R. Rash
CLR – C. Rood

DELAWARE RIVER JOINT TOLL BRIDGE COMMISSION

Meeting of July 31, 2017 PROJECT STATUS REPORT

I-78 Toll Bridge	VMF/CTH/KMS	I-78 Bridges and Approach Slab Rehabilitation <ul style="list-style-type: none"> Design Contract, C-644A Construction Management/Inspection, CM-644A Construction, T-644A 	11-12
	VMF/CTH/KMS	Restriping of the Merge Lanes Exiting the Toll Plaza <ul style="list-style-type: none"> Design Contract, C-628A-8 	12-13
Easton-Phillipsburg Toll Bridge	CTH/RWL	Salt Storage Facility <ul style="list-style-type: none"> Concept Study, C-702B-1 	13
Milford-Montague Toll Bridge	CTH/RWL	Salt Storage Facility <ul style="list-style-type: none"> Design, C-702B-4 	13
Multiple Facilities and/or Commission-Wide	WMC/RWL	Electronic Surveillance/ Detection System <ul style="list-style-type: none"> ESS Maintenance Contract, DB-575A 	14
	WMC/RWL	Wireless Video Network Specification & Peer Review <ul style="list-style-type: none"> Design Contract, C-621A-5 	14
	CAS/RWL	Electronic Toll Collection <ul style="list-style-type: none"> In-Lane Toll System Design-Build-Maintain, DB-427C Customer Service Center/Violation Processing Center Project, DB-584A 	14
	CAS/RSL	<ul style="list-style-type: none"> Traffic Count Program Upgrade, DR-550A 	15
	RJZ/RWL	District 2 & 3 Phase 1 Toll Collection Counting Facilities <ul style="list-style-type: none"> Preliminary, Final & Post Design Services, C-696B-1 	15
	CAS/RWL	Electronic Toll Collection System Replacement <ul style="list-style-type: none"> Design, Build, and Maintain, DB-540A Implementation Construction Management, C-701A-1 White Paper, C-701A-2 Toll System Performance Review and Audit/Operational Assessment, C-701A-3 Toll Plaza Sign Replacement Design, C-621A-3 	16-17
	RFM/RWL	Bridge Monitoring System <ul style="list-style-type: none"> Design for Select Bridges, C-628B-6 	18
	CAS/RWL	Level 3 Investment Grade Traffic & Revenue Forecasts <ul style="list-style-type: none"> C-549AR 	18
	RJZ/RWL	Buildings & Facilities Energy Conservation Measures <ul style="list-style-type: none"> Preliminary, Final & Post Design Services, C-657A-3 	19
	RFM/RWL	General Engineering Consultant Annual Inspections <ul style="list-style-type: none"> 2015-2016 Annual Inspections, C-684A 	19-20
	WMC/KMS	CPMC Communications Infrastructure Services <ul style="list-style-type: none"> Communications Infrastructure Support Services, C-502A-1K 	20

Notes: Facilities are listed South to North

The first set of initials indicate the Project Manager and the second set of initial indicate the Program Area Manager

Project Manager Legend

WMC – M. Cane
CTH – C. Harney

RSL – R. Luciani
VMF – V. Fischer

Program Area Manager Legend

KMS – K. Skeels
CAS – C. Stracciolini
RFM – Ronald Mieszkowski

RJZ – R. Zakharia
RLR – R. Rash
CLR – C. Rood

DELAWARE RIVER JOINT TOLL BRIDGE COMMISSION

**JULY 31, 2017
PROJECT STATUS REPORT**

LOWER TRENTON TOLL-SUPPORTED BRIDGE

**REPLACEMENT OF
“TRENTON MAKES THE WORLD TAKES SIGN”
LIGHTING ELEMENTS**

**DESIGN
Task Order Assignment No. C-628A-7**

Dewberry was issued Notice to Proceed effective November 29, 2016. A project kick-off meeting was held with Dewberry and their sub-consultants, The Lighting Practice & ACT Engineers, on December 2, 2016. Local stakeholder meetings were held on February 1st & 2nd 2017 briefing attendees on the sign lighting concept and schedule moving forward. The designer submitted final construction bid documents and assisted with bid review/evaluations Dewberry provided the Commission final conformed documents and are currently providing post-design, post-award services.

**CONSTRUCTION MANAGEMENT
Task Order Assignment No. C-703A-1**

Urban Engineers was issued Notice to Proceed effective June 26, 2017. A project kick-off meeting was held with Urban on July 14, 2017. Urban is providing a part time Project Manager, full time Resident Engineer/Inspector and part time Scheduler through this task order assignment. Urban attended a kick-off meeting with the contractor (Carr & Duff) and is performing pre-construction activities.

**CONSTRUCTION
Contract No. TS-687A**

At the May 22, 2017 Commissioners Meeting, the Commission awarded Contract TS-687A, Lower Trenton Toll-Supported Bridge, Replacement of Sign Lighting Elements to Carr & Duff, Inc. The Commission issued the full Notice to Proceed effective June 26, 2017.

A project kick-off meeting was held with Carr & Duff on July 14, 2017. Carr & Duff are in the process of submitting project documents, i.e., Project Schedule, Material Submittals, which are required to be complete prior to the start of work.

DELAWARE RIVER JOINT TOLL BRIDGE COMMISSION

JULY 31, 2017

PROJECT STATUS REPORT LOWER TRENTON TOLL SUPPORTED BRIDGE NJ APPROACH TRAFFIC SIGNAL UPGRADES

Contract No. C-627B-4

French & Parrello Associates (FPA) reviewed material/equipment submittals from the contractor and provided either approval or comments to be addressed.

Construction

Contract No. TS-699A

At the March 27, 2017 Commissioners Meeting, the Commission awarded Contract TS-699A, Lower Trenton Toll-Supported Bridge Approach Traffic Signal Equipment Upgrades to Carr & Duff, Inc. (C&D). The Commission issued the full Notice to Proceed effective April 21, 2017.

During this reporting period C&D continued submitting project documents, i.e., Project Schedule, Material Submittals, which are required to be complete prior to the start of work.

SCUDDER FALLS BRIDGE REPLACEMENT PROJECT

FINAL DESIGN

Contract No. C-660A

During the June reporting period Michael Baker Jr., Incorporated (Baker) of Hamilton New Jersey, continued their coordination and support with the utility relocation effort in PA and NJ, continued to review and respond to various Request for Information (RFI) and submittals from the Contractor and the Construction Manager; and attended the following meetings: two (2) T-668A Progress Meetings; and, the coordination for the BM/AET Building construction..

Construction

Contract No. T-668A

Trumbull Corporation of Pittsburgh, PA (Trumbull) was awarded the Scudder Falls Bridge Replacement Construction Contract T-668A in the amount of \$396,000,000.00 at the Commission's January 30, 2017 Meeting. The Commission issued a full Notice to Proceed on March 3, 2017.

Coordination Meetings were held between the Contractor the Commission's Project team to discuss: Project schedule; Project progress; planning for the archaeological and environmental monitoring that will take place throughout the project construction; Peregrine Falcon nest box installation; BM/AET Building construction planning and coordination; and, construction staging constructability issues. Trumbull received approvals from the USACE, the PADEP and the NJDEP for their proposed modification to the Commission's General Permit, to address changes to the construction access in the river. Additionally, Trumbull continued to submit Requests for Information (RFI's) and make project submittals throughout the June reporting period. Trumbull and the

DELAWARE RIVER JOINT TOLL BRIDGE COMMISSION

JULY 31, 2017

PROJECT STATUS REPORT

Construction Manager (Hill/Jacobs) have also been coordinating the submittal and review of the preliminary construction schedule.

CONSTRUCTION MANAGEMENT

Contract No. CM-669A

At the October 31, 2016 Commissioners Meeting, the Commission awarded Contract No. CM-669A, Construction Management Services for the Scudder Falls Bridge Replacement project to Hill International (Hill) of Philadelphia, PA for an amount not-to-exceed \$25,015,066.98. Hill was provided with Notice of Award and Limited Notice to proceed on November 2, 2016. Hill was then issued a Full Notice to Proceed on January 31, 2017, in parallel with the award of the Scudder Falls Bridge Replacement Contract T-668A at the same meeting.

The Hill team continues to supply construction management personnel as necessary, monitor Trumbull's performance and progress, conduct bi-weekly progress meetings, oversee and coordinate the three (3) construction inspection firms, perform utility coordination in NJ & PA, perform schedule reviews, conduct bi-weekly scheduling meetings, maintain document control, perform health and safety inspections, adjust project staffing as required, address material testing and inspection plan requirements, prepare monthly contractor invoices and manage overall project budget.

Construction Inspection of PA Approach

Contract No. CI-671A

This Contract is for Construction Inspection (CI) Professional Services for the PA Approach Roadway Improvements portion of the Scudder Falls Bridge Replacement Project, Contract T-668A. TRC Engineers, Inc. (TRC) of Plymouth Meeting, PA was awarded this contract at the February 27, 2017 Commissioners' Meeting; and issued a full Notice to Proceed effective March 29, 2017.

During June TRC submitted in Rev. 1 of their Inspection Plan (IP) which was approved. TRC began developing for submission their first invoice along with their first Monthly Progress Report. TRC continued supplying inspectors to work on the Project under the supervision of the Construction Manager with now three (3) Inspectors on board. Additional Inspectors will be provided as the need arises based on the Contractor's schedule.

DELAWARE RIVER JOINT TOLL BRIDGE COMMISSION

JULY 31, 2017 PROJECT STATUS REPORT

Construction Inspection of Main River Bridge Contract No. CI-672A

This Contract is for Construction Inspection (CI) Professional Services for the Main River Bridge portion of the Scudder Falls Bridge Replacement Project, Contract T-668A. WSP/Parsons Brinckerhoff, Incorporated (PB) of Lawrenceville, NJ was awarded this contract at the February 27, 2017 Commissioners' Meeting; and issued a full Notice to Proceed effective March 22, 2017.

During June PB continued supplying inspectors to work on the Project under the supervision of the Construction Manager with their second inspector beginning on June 21, 2017. Additional Inspectors will be provided as the need arises based on the Contractor's schedule.

Construction Inspection of NJ Approach Contract No. CI-673A

This Contract is for Construction Inspection (CI) Professional Services for the NJ Approach Roadway Improvements portion of the Scudder Falls Bridge Replacement Project, Contract T-668A. Gannett Fleming, Inc. (GF) of South Plainfield, NJ was awarded this contract at the February 27, 2017 Commissioners' Meeting; and issued a full Notice to Proceed effective March 29, 2017.

During June GF continued supplying inspectors to work on the Project under the supervision of the Construction Manager with the third inspector beginning on June 19 2017. Additional Inspectors will be provided as the need arises based on the Contractor's schedule.

DMC SERVICES THROUGH CONSTRUCTION

Task Order Assignment No. C-502A-2I

AECOM's Design Management Consultant (DMC) Services under Task Order Assignment C-502A-2G were ended on March 31st and are being continued under this Task Order Assignment that was authorized on April 1st of this year. AECOM will now provide DMC services during the construction of the Scudder Falls Bridge Replacement Project under this Task Order Assignment.

The DMC Services include support to the Commission with the following: agency coordination; ROW acquisition coordination; environmental permitting and monitoring during construction; management and oversight of Contract C-660A; administration of the three (3) SFB Project Construction Inspection (CI) Contracts; and, participation in the work flow for reviewing the Contractors submittals and requests for information.

Environmental permitting In New Jersey, agency coordination continued throughout June in New Jersey with NJDEP – Green Acres regarding final approval of the Parkland Diversion (Project ROW Impacts) Permit; the Right-of-Entry (ROE) Agreement

DELAWARE RIVER JOINT TOLL BRIDGE COMMISSION

JULY 31, 2017

PROJECT STATUS REPORT

to perform work within the Delaware & Raritan Canal State Park; and the Memorandum of Agreement (MOA) for the maintenance and operation of the NJ approach Pedestrian/Bicycle Facility to be constructed within NJDEP and NJDOT jurisdiction. Both the MOA and the ROE were fully executed during the June reporting period.

In Pennsylvania, the Road-User Agreement with the Department of Conservation of Natural Resources (DCNR) for construction within the Delaware Canal was fully executed by the DCNR and a fully executed copy of the agreement has been received by the Commission.

AECOM is providing environmental monitoring services throughout construction of the SFB Replacement Project to meet Project permit requirements. The services performed during the month of June included Water Temperature Monitoring of the Delaware River; pre-construction water surveys in the areas of the proposed trestle and cofferdams; and, a Red Belly Turtle basking structure survey to identify potential basking structures in the river that will need to be removed by the Contractor. AECOM will also provide Archaeological Monitoring services for certain NJ excavation activities in conformance with the Project's Programmatic Agreement. The DMC services throughout June also included ongoing coordination with the Baker Team on final project permits and outside agency approvals in Pennsylvania and New Jersey; and, the utility work in Pennsylvania and New Jersey.

The ROW acquisition: In Pennsylvania, negotiations with the property owner for the Park Island Property taking (Parcel 20-027-014) continued throughout the June reporting period.

In New Jersey, the Commission's partial taking (Block 423.01, Lot 13) located along River Road, Ewing Township, New Jersey, was confirmed by the NJ courts in December 2016, along with notification that the Commission has possession of the portion of this property needed for the Project. Legal Counsel is working with the property owner on final condemnation settlement.

SCUDDER FALLS BRIDGE REPLACEMENT PROJECT PA NOISE WALLS

Construction Management Contract No. CM-664A

This Contract is for Construction Management (CM) Professional Services for the installation of sound barriers along the Pennsylvania approach to the Scudder Falls Bridge, Contract T-666A. Greenman Pedersen, Inc. (GPI) of Lebanon, NJ was awarded this contract at the February 29, 2016 Commissioners' Meeting; and issued a full Notice to Proceed effective March 18, 2016.

During June GPI's CM tasks continued with scheduling and holding the Contract T-666A's Bi-Weekly Schedule Update and Progress Meetings with the last one held on June 7, 2017. GPI also continued to process correspondence and Requests for Information

DELAWARE RIVER JOINT TOLL BRIDGE COMMISSION

JULY 31, 2017

PROJECT STATUS REPORT

from the T-666A Contractor along with continued oversight and coordination of the inspection efforts of the CI Consultant, Jacobs Engineering Group.

Construction

Contract No. T-666A

PKF-MARK III, Inc. (PKF) of Newtown, PA was awarded this construction contract at the Commission's May 2016 Meeting, and issued a full Notice to Proceed effective June 10, 2016.

During June PKF completed their punch list work items and reached Contract Final Completion on June 2, 2017. PKF participated in the last Bi-Weekly Schedule Update and Progress Meeting held on June 7, 2017. PKF began demobilizing and continued to submit finalized shop drawings and Contract close out paperwork for review and approval as necessary.

Construction Inspection

Contract No. CI-665A

This Contract is for Construction Inspection (CI) Professional Services associated with the installation of sound barriers along the Pennsylvania approach to the Scudder Falls Bridge, Contract T-666A. Jacobs Engineering Group, Inc. (Jacobs) was awarded this professional services contract at the Commission's May 2016 Meeting; and, issued a full Notice to Proceed effective June 17, 2016.

During June Jacobs attended the Contract T-666A's last Bi-Weekly Schedule Update and Progress Meeting held on June 7, 2017. Jacobs' Inspectors continued working on site out of the CM Field Office monitoring the T-666A Contractor's field activities verifying that all of the contractors punch list items were completed. Inspection services were completed upon the Contractor reaching his Contract Final Completion Date of June 2, 2017.

SCUDDER FALLS BRIDGE REPLACEMENT PROJECT TREE CLEARING CONTRACT

Construction

Contract No. T-667A

This Contract is for the clearing of trees in advance of the installation of sound barriers along the Pennsylvania approach to the Scudder Falls Bridge being installed under Contract T-666A and also additional tree clearing in both Pennsylvania and New Jersey in advance of the Main River Bridge contract work.

AP completed all tree clearing in Stage 1 reaching Substantial and Final Completion in the Spring of 2016. AP completed all tree clearing in Stage 2 reaching Substantial Completion for this Stage on December 16, 2016 and Stage 2 Final Completion on January 13, 2017.

DELAWARE RIVER JOINT TOLL BRIDGE COMMISSION

JULY 31, 2017 PROJECT STATUS REPORT

During this reporting period the closeout procedures for this contract continued with processing of AP's final, no-cost change order and final invoice.

SCUDDER FALLS BRIDGE REPLACEMENT PROJECT PUBLIC INVOLVEMENT SERVICES

FINAL DESIGN Contract No. C-662A

McCormick Taylor, Inc. (MT) was awarded this Public Involvement (PI) Contract at the Commission's September 28, 2015 Meeting, and issued Notice to Proceed effective October 29, 2015. A kickoff meeting was held with MT on November 25, 2015. The Commission provided comments to MT's draft PI plan and is awaiting a revised draft. MT has attended numerous C-660A progress meetings, and has successfully taken responsibility of maintaining the project hotline and website. MT organized and participated in the March 15, 2016 Open House/ No Net Loss Public Hearing held in Ewing Township and April 27, 2016 Pennsylvania Noise Walls Update Meeting. MT organized and participated in the July 19th & 21st District I Open House/Toll Hearings held in Ewing Township (NJ) and Lower Makefield Township (PA) respectively. MT also organized and participated in August 2nd & 4th District II Toll Hearings in Easton (PA) and Phillipsburg (NJ) respectively also and the August 9th & 11th District III Toll Hearings held in Montague (NJ) & East Stroudsburg (PA) respectively. MT has finalized the open house/toll hearing summary report from these events. MT's public involvement effort focuses on regularly communicating project activities to officials, stakeholders and the public, as well as informing motorists of near-term construction stage travel implications, performing public involvement initiatives and market research activities and development of discussion guides and analysis related the implementation of the new toll, and payment options related to All-Electronic Tolling.

DELAWARE RIVER JOINT TOLL BRIDGE COMMISSION

**JULY 31, 2017
PROJECT STATUS REPORT**

CAPITAL PROGRAM MANAGEMENT CONSULTANT (CPMC) & DESIGN MANGEMENT CONSULTANT (DMC) SERVICES FOR THE I-95/SCUDDER FALLS BRIDGE IMPROVEMENT PROJECT

CPMC SERVICES – YEAR 2016
Task Order Assignment No. C-502A-1L

Task Order Assignment 502A-1L, Capital Program Management Consultant (CPMC) Services for 2016, was executed in April 2016. Services began in July 2016. AECOM is currently providing one (1) part-time Project Manager to oversee and manage various design and construction projects that are being advanced in the Capital Improvement Program. CPMC Staff are currently providing the management and oversight of Contract C-644A, I-78 Roadway Approach/Transition Slabs Rehabilitation and the Rehabilitation of the Cedarville Road Overpass; Contract CM-644A, CM/CI Services for the I-78 Roadway Approach/Transition Slabs Rehabilitation and Contract T-644A for the I-78 Roadway Approach/Transition Slabs Rehabilitation. The CPMC will also be providing RE services for the construction oversight of Contract TS-699A Lower Trenton TSB Traffic Signal Equipment Upgrades.

AECOM continues to provide technical support to the Commission in connection with its implementation of a more robust and cost-efficient WAN that supports both the ESS and internal DRJTBC network requirements involving a communication solution provider, managed services vendor and equipment supplier.

SCUDDER FALLS BRIDGE INTERIM DECK REPAIRS

Construction
Contract No. TS-677A

Sparwick Contracting, Inc. (SCI) completed all deck repairs and roadway striping by September 8, 2015. SCI is now in their second year of their on-call and emergency spall repairs phase of the contract on an as-needed basis, as part of their construction contract. This contract includes an optional call-back period ending in November 2018.

During this reporting period, SCI's solicited cost of \$52,000 to demolish the house on the Commission owned property at 1510 River Road in PA was accepted. This work is scheduled to begin in early July.

DELAWARE RIVER JOINT TOLL BRIDGE COMMISSION

**JULY 31, 2017
PROJECT STATUS REPORT**

COMMISSION ADMINISTRATION BUILDING AT SCUDDER FALLS

**Design
Contract No. C-707A**

USA Architects prepared materials and attended the monthly project status meeting and final design charrette. Additionally, a meeting with the Scudder Falls Bridge Replacement management team was held to discuss site utilities in support of the new building.

USA Architects was requested to refine the floor plans in an attempt to reduce square footage as much as possible while maintaining the majority of design attributes and adjacencies. USA Architects was involved in advancing the program and concept design. To assist with this effort they facilitated a design charrette with Commission Executive Staff. The schematic concept accepted.

The design team presented a solar feasibility report as part of the concept design and was directed to include this item as part of the building design. Commission Staff also requested a proposal to advance the concept of the adaptive re-use of the 1799 House as part of the design phase.

NEW HOPE-LAMBERTVILLE TOLL BRIDGE FLOOR SYSTEM REHABILITATION DESIGN SERVICES

Task Order Assignment No. C-702B-2

IH Engineers is providing design services associated with the implementation of structural steel repairs and/or strengthening as well as spot cleaning and painting structural steel and bearings within vicinity of deck joints. The Scope Development Report was submitted and is currently under review by Commission staff.

I-78 TOLL BRIDGE MAINTENANCE GARAGE PRELIMINARY, FINAL & POST DESIGN SERVICES

C-508A

This contract is for Preliminary, Final and Post-Design Services for renovations and expansion at the I-78 Maintenance Garage as identified under a Task Order Assignment for Space Utilization Program and Concept Study provided by Buchart Horn, Inc. / BASCO Associates.

Burns Engineering Inc. (BE) was issued Notice of Award and Limited Notice to Proceed effective July 28, 2015, Final Design Submission and Bid Set were received on April 5, 2016, Bids were open on May 10th, reviewed by the Consultant, Commission Counsels and Contract Compliance and a Construction Contract Award was made at the June 2016 Regular Monthly Commission Meeting.

DELAWARE RIVER JOINT TOLL BRIDGE COMMISSION

JULY 31, 2017

PROJECT STATUS REPORT

Consultant is currently providing Post Design services, reviewing Contractor's Request for Information, submittals, issuing Architectural Supplementary Instructions, and attending Bi-Weekly Progress Meetings.

CODE COMPLIANCE PLAN REVIEW AND INSPECTIONS

Task Order Assignment No. C-696A-1

Utilizing the Commission's current Facilities Task Order Agreement with Johnson, Mirmiran & Thompson (JMT), this Task Order Assignment is to provide Code Plan Reviews, and Code Compliance Inspections on as needed basis for the I-78 Maintenance Garage Expansion Project. Said services will be provided by a Commonwealth of Pennsylvania Department of Labor and Industry (PA L&I) Certified Third-Party Agency in the appropriate building trade categories and in accordance with the current Uniform Construction Code Inspection Procedures UCC-9.

Kick-Off Meeting was conducted with JMT on February 25, 2016, and the Consultant provided Peer and Code Plan reviews of the Pre-Final Design Submission, attended the pre-final design submission review meeting, reviewed and certified the Final Design Submission to confirm all comments have been addressed.

Consultant attended Construction Kick-Off meeting on July 12, 2016 and is currently attending periodic construction progress meeting and providing all required UCC inspections.

CONSTRUCTION MANAGEMENT SERVICES

CM-508A

This contract is for Construction Management (CM) Services in connection with the renovations and expansion of I-78 Maintenance Garage Project. As part of the CM services the Consultant scope of work includes Constructability Review of the Bid Documents during the Pre-Construction phase of T-508A.

STV Inc. (STV) was issued Notice of Award and Limited Notice to Proceed effective March 1, 2016. A meeting was held with the Consultant on March 2nd to review the Commission's expectations of the consultant's services during the Pre-Construction phase of T-508A. Constructability Review was provided by the Consultant on the Pre-Final Design Submission, attended its design review meeting on March 21, and reviewed the Final Design Submission to confirm all comments have been addressed.

STV attended the Pre-Construction Meeting on July 12, 2016 and is currently providing construction field inspections, conducting bi-weekly progress meetings along with processing Architectural Supplementary Instructions, Contractor's Submittals and Request for Information as part of providing construction management services.

DELAWARE RIVER JOINT TOLL BRIDGE COMMISSION

JULY 31, 2017 PROJECT STATUS REPORT

CONSTRUCTION Contract No. T-508A

Bracy Construction Inc., was awarded this construction contract at the Commission's June 2016 Meeting. Notice of Award and Limited Notice to Proceed letter was issued effective June 28, 2016. Pre-Construction Meeting was held on July 12th and a Notice to Proceed effective date of July 25th was issued in accordance with the Contract Specifications.

Contractor completed set-up of the field trailers and temporary facilities, set-up Erosion and Sediment Controls in accordance with the County Conservation District's approved permit, started the demolition activities for Phases 1 & 2 of the Project. Phase 1 Construction Substantial Completion was reached November 11, 2016 as relates to the Commission's salt, brine & magnesium chloride operation. Phase 2 footings, foundation walls, new bearing walls, steel erection under-slab utilities, floor slab, watertight, closing the new building, rough-ins and final mechanical, electrical, plumbing, security, fire alarm, equipment and exterior veneer installation has been completed. Phase 3 site work, utilities and re-roofing the existing garage has started and construction activities are currently focused on Phase 3 Construction.

I-78 BRIDGES AND APPROACH SLABS REHABILITATION

Design Contract No. C-644A

Gannett Fleming, Inc. (GF) was awarded this design contract at the Commission's February 2016 Meeting and their Notice of Award/Limited Notice to Proceed was issued effective March 1, 2016. This design project is for the repair of various bridge, pavement and other miscellaneous deficiencies associated with the 13 bridges and approach roadways located within the DRJTBC's jurisdiction on I-78.

During this reporting period, GF continued their post design phase of this contract, answering RFIs, reviewing submittals and participating in the Project Kick-off meeting with the contractor, J.D. Eckman.

DELAWARE RIVER JOINT TOLL BRIDGE COMMISSION

JULY 31, 2017 PROJECT STATUS REPORT

Construction Management/Construction Inspection Contract No. CM-644A

Greenman-Pedersen, Inc. (GPI) was awarded this Construction Management/Construction Inspection contract at the Commission's April 2017 Meeting and their Notice to Proceed was issued effective May 24, 2017.

During this reporting period, GPI conducted a kick-off meeting with the contractor, J.D. Eckman (JDE). GPI provided comments to JDE's baseline schedule and, after two revisions, approved the baseline schedule with minor notes. GPI agreed on a field office locations with JDE, and began tracking RFIs submittals and contractor correspondence.

Construction Contract No. T-644A

J.D. Eckman, Inc. (JDE) was awarded this Construction contract at the Commission's April 2017 Meeting and their Notice of Award/Limited Notice to Proceed was issued effective April 26, 2017. JDE received full Notice to Proceed effective May 22, 2017.

During this reporting period, JDE participated in a Kick-off Meeting on June 9th and signed an agreement for the CM/CI's field office. JDE started submitting RFIs and submittals and the preliminary baseline schedule was approved as noted. The EPA hazardous waste ID numbers were received.

RESTRIPING OF THE MERGE LANES EXITING THE I-78 TOLL PLAZA

Design Task Order Agreement Contract No. C-628A-8

Dewberry Engineers, Inc. (DE), through a standing Consultant Engineer Agreement, was requested to provide Engineering Services to design modifications to the existing striping of the merge area west of the I-78 westbound toll plaza. DE was requested to utilize Malick & Scherer, PC. (M&S) for this design effort due to their current involvement as a sub-consultant to Gannett Fleming on the C-644A I-78 Bridges and Approach Slab Rehabilitation Project, whose tasks include the restriping of the entire I-78 mainline located within the DRJTBC's jurisdiction. The purpose of this restriping design is to provide dedicated through lanes for the two left ORT E-Z Pass lanes continuing after the toll plaza, and have the four right toll lanes merge with the right high speed lane in the vicinity of the Morgan Hill Road Interchange.

This design has been incorporated into the I-78 Bridges & Approach Slab Rehabilitation Construction Contract T-644A by Gannett Fleming, under Professional Services contract C-644A.

During this reporting period, M&S continued their post design services phase of this Task Order Assignment for construction contract T-644A.

DELAWARE RIVER JOINT TOLL BRIDGE COMMISSION

**JULY 31, 2017
PROJECT STATUS REPORT**

EASTON-PHILLIPSBURG TOLL BRIDGE

SALT STORAGE FACILITY CONCEPT STUDY Task Order Assignment No. C-702B-1

This Task Order Assignment is to perform a feasibility study for constructing a new salt storage facility to meet the needs at E-P Toll Bridge and to evaluate three potential sites for placement.

Field assessments were performed in March and a draft feasibility report was submitted in April. Comments have been generated and shared with the Consultant. The Commission's comments will be addressed in the final report which is forthcoming. A new task order is being prepared to address final design and post design efforts.

MILFORD-MONTAGUE TOLL BRIDGE

SALT STORAGE FACILITY - DESIGN Task Order Assignment No. C-702B-4

IH Engineers was issued Notice to Proceed effective June 23, 2017. A project kick-off meeting was held with IH on July 23, 2017 with operations and supervisory staff in attendance. This Task Order Assignment is to perform final design for constructing a new salt storage facility to meet the needs at M-M Toll Bridge in the general footprint of the existing damaged/undersized building.

Field assessments by the IH team were performed on June 27, 2017. IH is currently working on final design and preparing construction bid documents.

ELECTRONIC SURVEILLANCE / DETECTION SYSTEM

ESS MAINTENANCE CONTRACT Contract No. DB-575A (WMC/RWL)

Schneider Electric Building Americas, Inc. continues to provide maintenance services in support of the Electronic Surveillance / Detection System under the direction of the Commission's Electronic Security and Surveillance Staff, who operate the system from the Primary Control Center located at the New Jersey State Police's Regional Operation and Information Center (ROIC) in West Trenton, New Jersey.

DELAWARE RIVER JOINT TOLL BRIDGE COMMISSION

JULY 31, 2017 PROJECT STATUS REPORT

WIRELESS VIDEO NETWORK SPECIFICATION AND PEER REVIEW Contract No. C-621A-5

Sentinel Consulting is supporting the Commission's efforts on upgrading the wireless communication system at the I-78/611 site to address current and future needs. Review comments for the wireless survey report were provided to Schneider Electric Building Americas, Inc.

ELECTRONIC TOLL COLLECTION SYSTEM

DESIGN-BUILD Contract No. DB-427

In-Lane Toll System Design-Build-Maintain Project TO-427C

Closeout of this agreement will begin after payment of the final invoice.

DB-584

Customer Service Center/Violation Processing Center Project

The design of the new NJ Customer Service Center (CSC) is on-going. The New Jersey Turnpike Authority (NJTA), as the lead agency, is facilitating all meetings with the other agencies and Xerox. The new CSC was expected to go live in July 2017 and a new date is being determined.

TRAFFIC COUNT PROGRAM UPGRADE DR-550A (RSL/CAS)

A Purchase Order was issued to Signal Service, Inc., West Chester, PA for the traffic counters, server and additional materials. Signal Service is a member of the Pennsylvania Department of General Services COSTARS Program (Cooperative Purchasing Contract No. 4400012659). The COSTARS Program sets the pricing for the traffic counters, auxiliary equipment, and software to be purchased.

A training session is scheduled for July 18, 2017 at the Trenton-Morrisville Administration Building. Signal Service will train Commission staff on the use of the TrafiAlert program. The server currently resides with Signal Service for on-going configuration and we are accessing the data remotely. Once configuration is complete it will be installed in the Commission's Administration Building.

DELAWARE RIVER JOINT TOLL BRIDGE COMMISSION

**JULY 31, 2017
PROJECT STATUS REPORT**

DISTRICT 2 & 3 PHASE 1 TOLL COLLECTION COUNTING FACILITIES

**PRELIMINARY, FINAL & POST DESIGN SERVICES
C-696B-1**

Utilizing the Commission standing Consulting Engineer Task Order Agreement with French & Parrello Associates (FPA), this Task Order Assignment is to obtain engineering preliminary, final, and post design services to support the Commission needs for Toll Counting facilities at I-78, Easton Philipsburg, and Delaware Water Gap Toll Bridge Facilities.

As a part of a fast track implementation plan, Kick-Off Meeting was conducted with FPA on October 20, 2016, at which time the Consultant provided pre-schematic design sketches to expedite Commission's input on the same. The Consultant collected Project related record documents after this meeting, conducted site visits on October 25th at all three locations. Schematic Design Submission was received on November 9th, 2016 and a submission review meeting was held on November 14th sharing the Commission's comments with the Consultant. Final Design Submission was received December 30, 2016 and a design submission review meeting was conducted on January 9, 2017 and revised documents were received January 19, 2017.

ELECTRONIC TOLL COLLECTION SYSTEM REPLACEMENT DESIGN, BUILD AND MAINTAIN Contract No. DB-540A

Revisions to the Disaster Recovery Plan and the Maintenance Plan to address review comments is on-going. TransCore facilitated weekly meeting to discuss the transition of the toll lanes. Transitioning of all toll lanes is complete.

The installation of the toll plaza canopy dynamic message signs (DMS) for the New Hope-Lambertville, Easton-Phillipsburg, Portland-Columbia and Milford-Montague Toll Bridges is underway. Sign installation and integration at the Portland-Columbia and New Hope-Lambertville Toll Bridges is complete. Bi-weekly project status meetings will continue during the installation phase of the project.

TransCore and Commission Staff executed a project unforeseen allowance reduction for the out of scope work associated with completing the transition of the Trenton-Morrisville Toll Bridge and open road tolling lanes at the I-78 Toll Bridge during the weekends to minimize impacts to traffic.

Commission staff met with TransCore at the New York Maintenance Monitoring Center (MMC). The MMC performs system health checks multiple times a day and responds to system issues. Staff support the development team and technicians as needed during issue resolution. The MMC also provides on-going quality assurance (QA) for the

DELAWARE RIVER JOINT TOLL BRIDGE COMMISSION

JULY 31, 2017

PROJECT STATUS REPORT

system. This is completed through random transaction sampling. The MMC is staffed 7 am to 11 pm (M-F) and 9 am – 5 pm (Sat – Sun). For all other hours, the MMC responsibilities are transferred to the Houston MMC that operates on a 24/7/365 basis.

ELECTRONIC TOLL COLLECTION / TOLLING TASK ORDER CONSULTANT

ELECTRONIC TOLL COLLECTION SYSTEM REPLACEMENT IMPLEMENTATION CM Task Order Assignment No. C-701A-1

RK&K is providing on-site construction inspection/management services for the installation of the dynamic message signs (DMS) at the Easton-Phillipsburg and New Hope-Lambertville Toll Bridges.

ALL ELECTRONIC TOLLING (AET) WHITE PAPER Task Order Assignment No. C-701A-2

RK&K prepared a draft white paper that explains the purpose and process to assess the feasibility of all electronic tolling (AET) at the Commission's existing toll bridges. The paper explains the various issues that must be studied and documented as part of an AET study at each bridge individually, and to the Commission's system as a whole, to assess the feasibility of converting from traditional mixed-mode toll collection to AET. The paper explains the broad policy issues that must be considered to support an AET conversion. RK&K prepared a presentation that summarizes the white paper and reviewed it with Commission Staff. The white paper will be presented at the September 2017 Committee Meeting.

TOLL SYSTEM PERFORMANCE REVIEW AND AUDIT / OPERATIONAL ASSESSMENT

Task Order Assignment No. C-701A-3

TransCore completed the transition of the Commission's electronic toll collection system. During the transition, system commissioning tests were performed and the Commission conducted on-going reviews of system performance on an ad-hoc basis, identifying issues for TransCore to review and resolve. As part of the Technical Requirements an Operational Test is required to ensure that the software and hardware function with intended and required availability and performance. Under this task order assignment, the RK&K team will verify that the toll system accurately calculates toll charges, accurately processes violations, E-ZPass transactions, vehicle classification and license plate capture.

DELAWARE RIVER JOINT TOLL BRIDGE COMMISSION

JULY 31, 2017 PROJECT STATUS REPORT

TOLL PLAZA SIGN REPLACEMENT DESIGN Task Order Assignment No. C-621A-3 (CAS/RWL)

There is no activity to report for this month.

BRIDGE MONITORING SYSTEM DESIGN FOR SELECT BRIDGES Task Order Assignment C-628B-6

Under this Task Order Assignment (TOA) the Consultant, the Louis Berger Group, Inc. (Berger), is providing professional services for the design of the installation of overweight / oversized vehicle detection linked to alarms, signage and camera to discourage the passage of these vehicles over selected bridges. Notice to proceed was given on December 15, 2015; kick off meeting was held on January 15, 2016. Existing plans were transmitted to Consultant in order to start construction plan preparation. Consultant conducted field visits to all five bridge sites February 18 & 19, 2016. A Meeting was held with IT and ESS on March 7, 2016 to discuss possible location of over height sensors and connectivity to existing communication systems. Plans showing proposed location of over height sensors, cameras and new weight restriction signing have been submitted and reviewed.

Based on review comments, locations will be adjusted and a field meeting with ESS will be scheduled to verify and finalize camera locations. Due to the departure of personnel, Berger submitted the name and qualifications of a new project manager which has been accepted by the Commission. Meeting is being scheduled to revise scope and discuss utilization of new communication infrastructure. As a result of the recent critical fracture of a truss member resulting in the closing of a PA Turnpike bridge, the scope of this contract was expanded. It has been decided to install sensors on all five bridges in the task order and to add the Milford Montague Bridge to the assignment. A revised scoping meeting was held on February 28th and a revised cost will be submitted. Cost for revised scope was submitted March 22 and was deemed excessive. Revised cost estimate was submitted on March 28 and has been accepted. Final plan submission is scheduled for October 2017.

LEVEL 3 – INVESTMENT GRADE TRAFFIC AND REVENUE FORECASTS

Contract No. C-549AR

There is no activity on this project to report.

DELAWARE RIVER JOINT TOLL BRIDGE COMMISSION

JULY 31, 2017 PROJECT STATUS REPORT

BUILDINGS & FACILITIES ENERGY CONSERVATION MEASURES

PRELIMINARY, FINAL & POST DESIGN SERVICES C-657A-3

Utilizing the Commission standing Consulting Engineer Task Order Agreement with Joseph Jingoli & Son, Inc. (JJS), this Task Order Assignment is to obtain engineering preliminary, final, and post design services to implement the Energy Conservation Measures (ECM) identified in an ASHRAE Level 3 Energy Audit prepared under Task Order Assignment No. C-657A-1 at all of the Commission's seven (7) Toll Bridge facilities.

A Kick-Off Meeting was conducted with JJS on November 21, 2016, record room site visits, and field surveys of the seven toll bridges has been completed. Progress meeting was conducted on February 1, 2017, reporting field observations and conditions in advance of a Schematic Design submission was received February 28, 2017 and a design review meeting was conducted with the consultant on March 21, and a Final Submission was received on April 24, 2017 addressing Commission's comments. Public Bid Advertisements for an Electrical and a Mechanical Construction Contracts were posted on May 9th, bids were publically opened on June 8th & June 13th respectively. Bids received from the low bidder of each Contract was reviewed by JJS, Commission Staff and Counsels, and found to be responsive. Construction Contracts Awards were made for each of the two (2) Contracts at the Commission's June 26th regular Monthly Meeting and Consultant is currently providing Post Design Services preparing Conformed Contract Documents.

GENERAL ENGINEERING CONSULTANT 2015-2018 ANNUAL INSPECTIONS C-684A

As the Commission's General Engineering Consultant (GEC), Cherry, Weber & Associates (CWA) is providing Annual Inspection Services for the Toll-Supported Bridges in 2016. CWA was provided with Notice to Proceed on March 23, 2015. On November 21, 2016, the Commission, via Resolution 3090-11-16, extended CWA's contract to perform GEC services and inspections in 2017 & 2018. A kick-off meeting was held on March 21, 2017 for the 2017 Toll Bridge Inspections at the –Delaware Water Gap Toll Bridge Administration Building and attended by representatives from District 1, District 2, District 3, Operations, Engineering, and CWA. A progress meeting was held on June 9.

Interim inspections have been completed at all of the required (load posted) Toll-Supported Bridges.

Inspections of all seven (7) Toll Bridges have been completed. During inspection of the New Hope – Lambertville Toll Bridge, CWA removed paint samples to be provided to the design consultant for the New Hope – Lambertville Floor System Rehabilitation project.

Facility Inspections were completed on June 28, 28 & 29. Inspections were attended by CWA, Engineering, the Deputy Executive Director of Operations, Operations/Maintenance, and Plants & Facilities. Inspections were skipped at Interstate

DELAWARE RIVER JOINT TOLL BRIDGE COMMISSION

JULY 31, 2017

PROJECT STATUS REPORT

78 because of current construction on the maintenance and operations buildings and were abbreviated at Trenton – Morrisville because of upcoming plans for improvements at that site.

CPMC COMMUNICATIONS INFRASTRUCTURE SUPPORT SERVICES

Task Order Assignment No. C-502A-1K

Comcast Cable Communications Management LLC, the Commission's communication solution provider, and their partners continue with constructing communication infrastructure. The first phase of implementation was substantially completed on April 27, 2017 providing a fiber optic Wide Area Network (WAN) consisting of 20 sites.

CDW-G, the Commission's WAN equipment management vendor, is providing onboarding services involving the planning, design and configuration of network router hardware and software.

AECOM is providing technical support to the Commission in connection with its implementation of a more robust and cost efficient WAN that supports both the ESS and internal DRJTBC network requirements involving a communication solution provider, managed services vendor and equipment supplier.

DELAWARE RIVER JOINT TOLL BRIDGE COMMISSION

Meeting of July 31, 2017

OPERATIONS

The following Pages reflect the reports on those items assigned to the Operations Department. Each item is reported separately and page numbered accordingly.

DELAWARE RIVER JOINT TOLL BRIDGE COMMISSION

Meeting of July 31, 2017

Operation Report Index

For Department of Security, Safety & Training

SUBJECT	DESCRIPTION	PAGE NUMBER
Department of Security, Safety & Training	Status Reports Month of June 2017	1-16

DELAWARE RIVER JOINT TOLL BRIDGE COMMISSION
Meeting of July 31, 2017

SS&T June Activity Report

Members of the Security, Safety and Training Department participated in and/or facilitated the following for the month of June.

- 06-03 Coordinate staffing for the American Diabetes Assoc. Bike Run. (UF/CBS)
- 06-08 SS&T Director attends monthly Staff/Operations Meeting and NH.
- 06-09 SS&T conducts Suicide Prevention Training for Bridge Monitors at NH.
- 06-14 SS&T personnel conduct Harassment Prevention (Managers) Training for newly promoted Toll Corporal at TM.
- 06-22 SS&T personnel attend WPSC Meeting at TM.
- 06-22 Department personnel facilitate CPR/AED Training for D1 personnel at NH. (Knechel Instructor)
- 06-23 SS&T facilitates exam prep course for candidates scheduled to test for the upcoming Assistant Foreman position in D3. (Held at EP)
- 06-23 SS&T personnel assist with re-location process of homeless persons in the vicinity of DRJTBC Property. (EP)
- 06-26 SS&T personnel meet with State Police liaisons prior to commission meeting. (Briefed accordingly)
- 06-27 SS&T personnel represent DRJTBC at annual conference in Atlantic City, NJ.
- 06-27 SS&T personnel (Bridge Monitors), attend Genetec Video System Training At NH.
- 06-28 SS&T personnel (Bridge Monitors), attend Genetec Video System Training At NH.
- 06-29 SS&T personnel (Bridge Monitors), attend Genetec Video System Training At NH.
- 06-30 Department personnel assist with the proctoring of the Assist. Foreman's exam At EP.
- 06-30 SS&T personnel (Bridge Monitors), attend Genetec Video system training At NH.

DELAWARE RIVER JOINT TOLL BRIDGE COMMISSION
Meeting of July 31, 2017

Daily Activities Include the Following

- Scheduling of State Police coverage for requested details which include but are not Limited to safety/camera cleaning, lane closing etc.
- Continued coordination of supplementary patrols with SP agencies to slow down traffic at various toll facilities.
- Coordinated/obtained accident reports from State Police liaisons as requested.
- Conducted background checks for DRJTBC new hires.
- Processing of State Police monthly invoices.

June SP Stat Report 2017

Bridges	N/R Accidents		Traffic Accidents		Motorist Assists		Other	
	NJ	PA	NJ	PA	NJ	PA	NJ	PA
Milford-Montague 40	-	0	0	0	0	0	5	0
Delaware Water Gap 41		0	0	0	0	3	0	8
Portland Pedestrian 42	-	0	-	0	-	0	0	0
Portland-Columbia 43		0	0	0	0	0	0	1
Riverton -- Belvidere 44	-	0	0	0	0	0	6	0
Rt 22 EP 45		2	1	0	1	0	126	0
Northampton St 46	-	0	0	0	0	0	1	1
I-78 47		4	0	2	0	4	0	30
Riegelsville 48	-	0	0	1	0	0	2	0
Upper Black Eddy-Milford 49		0	0	0	0	0	0	0
Uhlerstown Frenchtown 50	-	0	0	0	0	0	0	0
Lumberville-Raven Rock 51		0		0		0	0	0
Centre Bridge Stockton 52	-	0	0	0	0	0	0	0
New Hope-Lambertville Toll 53		1	0	1	0	0	2	1
New Hope Lambertville 54	-	0	0	0	0	0	5	4
Washington Crossing 55		0	0	0	0	0	0	0
Scudder Falls 56	-	0	1	0	0	2	0	1
Calhoun St 57		1	0	0	0	0	0	1
Lower Trenton 58	-	0	3	0	0	0	0	0
Morrisville-Trenton 59		0	2	0	0	0	1	1

	Citations	Warnings	Security Checks
New Jersey State Police	132	29	341
Pennsylvania State Police	132	33	487



Incident Overweight Turnarounds Monthly

Date Printed: 7/10/2017

Report Contains Date from: 5/1/2017 - 5/31/2017

Calhoun Street	Total: 38
Centre Bridge Stockton	Total: 6
New Hope Lambertville TSB	Total: 58
Northampton Street	Total: 320
Riegelsville	Total: 89
Riverton - Belvidere	Total: 74
Uhlertown - Frenchtown	Total: 14
Washington Crossing	Total: 5
Total All Bridge	604

DELAWARE RIVER JOINT TOLL BRIDGE COMMISSION
MONTHLY ACTIVITY SERVICES RENDERED REPORT

		BRIDGE		Belvidere-Riverton					
MONTH		June		YEAR		2017			
ACTIVITY/SERVICE	WEEK OF	3-Jun	WEEK OF	10-Jun	WEEK OF	17-Jun	WEEK OF	24-Jun	TOTAL
Disabled Vehicle Removal		0		0		0			0
Shift/Hours On Duty		168		168		168		168	672
Patrols/Crossovers		84		84		84		86	338
Complaints Received		0		1		0		0	1
Co-Operation W/Other Agencies		10		8		6		6	30
Services Rendered		9		24		5		5	43
First Aid		0		0		0		0	0
Advisories: Pedestrians, Bikers & Automobiles		29		22		26		24	101
Traffic Control Assistance		5		1		3		0	9
River Readings		0		0		0		0	0
Vehicles Refused Passage		14		13		8		16	51
Medical Emergencies (911 Calls)		0		0		0		0	0
Calls For Assistance (State Police)		2		0		0		2	4
NOTES:									

DELAWARE RIVER JOINT TOLL BRIDGE COMMISSION
MONTHLY ACTIVITY SERVICES RENDERED REPORT

		BRIDGE					Frenchtown-Uhlerstown		
MONTH		June		YEAR		2017			
ACTIVITY/SERVICE	WEEK OF	3-Jun	WEEK OF	10-Jun	WEEK OF	17-Jun	WEEK OF	24-Jun	TOTAL
Disabled Vehicle Removal		0		0		0		0	0
Shift/Hours On Duty		56		72		56		24	208
Patrols/Crossovers		26		36		26		10	98
Complaints Received		0		1		0		0	1
Co-Operation W/Other Agencies		14		14		12		4	44
Services Rendered		16		12		2		4	34
First Aid		0		0		0		0	0
Advisories: Pedestrians, Bikers & Automobiles		31		28		31		4	94
Traffic Control Assistance		7		10		5		0	22
River Readings		0		0		0		0	0
Vehicles Refused Passage		7		5		4		1	17
Medical Emergencies (911 Calls)		0		0		0		0	0
Calls For Assistance (State Police)		0		0		0		0	0
NOTES:									

DELAWARE RIVER JOINT TOLL BRIDGE COMMISSION

MONTHLY ACTIVITY SERVICES RENDERED REPORT

BRIDGE Riegelsville

MONTH June		YEAR 2017							
ACTIVITY/SERVICE	WEEK OF	3-Jun	WEEK OF	10-Jun	WEEK OF	17-Jun	WEEK OF	24-Jun	TOTAL
Disabled Vehicle Removal		0		0		0		0	0
Shift/Hours On Duty		278		312		288		236	1114
Patrols/Crossovers		156		165		160		132	613
Complaints Received		0		0		0		0	0
Co-Operation W/Other Agencies		71		77		70		75	293
Services Rendered		86		85		63		65	299
First Aid		0		0		0		0	0
Advisories: Pedestrians, Bikers & Automobiles		36		28		23		16	103
Traffic Control Assistance		33		26		28		25	112
River Readings		0		0		0		0	0
Vehicles Refused Passage		30		27		39		25	121
Medical Emergencies (911 Calls)		0		0		0		0	0
Calls For Assistance (State Police)		0		0		0		3	3
NOTES:									

DELAWARE RIVER JOINT TOLL BRIDGE COMMISSION

MONTHLY ACTIVITY SERVICES RENDERED REPORT

BRIDGE Northampton Street

MONTH June		YEAR 2017							
ACTIVITY/SERVICE	WEEK OF	3-Jun	WEEK OF	10-Jun	WEEK OF	17-Jun	WEEK OF	24-Jun	TOTAL
Disabled Vehicle Removal		0		0		0		1	1
Shift/Hours On Duty		336		336		336		336	1344
Patrols/Crossovers		168		168		168		172	676
Complaints Received		0		0		0		0	0
Co-Operation W/Other Agencies		64		17		35		41	157
Services Rendered		226		179		362		216	983
First Aid		0		0		0		0	0
Advisories: Pedestrians, Bikers & Automobiles		149		79		191		143	562
Traffic Control Assistance		44		20		27		74	165
River Readings		0		0		0		0	0
Vehicles Refused Passage		69		67		90		88	314
Medical Emergencies (911 Calls)		0		1		0		0	1
Calls For Assistance (State Police)		3		1		3		1	8
NOTES:									

NOTES:

DELAWARE RIVER JOINT TOLL BRIDGE COMMISSION
MONTHLY ACTIVITY SERVICES RENDERED REPORT

MONTH		BRIDGE		YEAR					
June		Milford-Upper Black Eddy		2017					
ACTIVITY/SERVICE	WEEK OF	3-Jun	WEEK OF	10-Jun	WEEK OF	17-Jun	WEEK OF	24-Jun	TOTAL
Disabled Vehicle Removal									0
Shift/Hours On Duty									0
Patrols/Crossovers									0
Complaints Received									0
Co-Operation W/Other Agencies									0
Services Rendered									0
First Aid									0
Advisories: Pedestrians, Bikers & Automobiles									0
Traffic Control Assistance									0
River Readings									0
Vehicles Refused Passage									0
Medical Emergencies (911 Calls)									0
Calls For Assistance (State Police)									0
NOTES:									

DELAWARE RIVER JOINT TOLL BRIDGE COMMISSION
MONTHLY ACTIVITY SERVICES RENDERED REPORT

MONTH		BRIDGE		YEAR					
June		Portland-Columbia (Ped)		2017					
ACTIVITY/SERVICE	WEEK OF	3-Jun	WEEK OF	6/10/2017	WEEK OF	6/17/2017	WEEK OF	6/24/2017	TOTAL
Disabled Vehicle Removal									0
Shift/Hours On Duty									0
Patrols/Crossovers									0
Complaints Received									0
Co-Operation W/Other Agencies									0
Services Rendered									0
First Aid									0
Advisories: Pedestrians, Bikers & Automobiles									0
Traffic Control Assistance									0
River Readings									0
Vehicles Refused Passage									0
Medical Emergencies (911 Calls)									0
Calls For Assistance (State Police)									0
NOTES:									

DELAWARE RIVER JOINT TOLL BRIDGE COMMISSION

MONTHLY ACTIVITY SERVICES RENDERED REPORT

BRIDGE Lumberville-Raven Rock (Ped)

MONTH June

YEAR 2017

ACTIVITY/SERVICE	WEEK OF	10-Jun	WEEK OF	17-Jun	WEEK OF	24-Jun	WEEK OF	30-Jun	TOTAL
Disabled Vehicle Removal		0		0		0		0	0
Shift/Hours On Duty		0		0		0		0	0
Patrols/Crossovers		0		0		0		0	0
Other Inspections		0		0		0		0	0
Complaints Received		0		0		0		0	0
Co-Operation W/Other Agencies		0		0		0		0	0
Services Rendered		0		0		0		0	0
First Aid		0		0		0		0	0
Advisories: Pedestrians, Bikers & Automobiles		0		0		0		0	0
Traffic Control Assistance		0		0		0		0	0
River Readings		0		0		0		0	0
Vehicles Refused Passage		0		0		0		0	0
Medical Emergencies (911 Calls)		0		0		0		0	0
Calls For Assistance (State Police)		0		0		0		0	0
Other Incidents		0		0		0		0	0

NOTES:

DELAWARE RIVER JOINT TOLL BRIDGE COMMISSION

MONTHLY ACTIVITY SERVICES RENDERED REPORT

BRIDGE Lower Trenton

MONTH June

YEAR 2017

ACTIVITY/SERVICE	WEEK OF 10-Jun	WEEK OF 17-Jun	WEEK OF 24-Jun	WEEK OF 30-Jun	TOTAL
Disabled Vehicle Removal	0	0	0	0	0
Shift/Hours On Duty	0	0	0	0	0
Patrols/Crossovers	0	0	0	0	0
Other Inspections	0	0	0	0	0
Complaints Received	0	0	0	0	0
Co-Operation W/Other Agencies	0	0	0	0	0
Services Rendered	0	0	0	0	0
First Aid	0	0	0	0	0
Advisories: Pedestrians, Bikers & Automobiles	0	0	0	0	0
Traffic Control Assistance	0	0	0	0	0
River Readings	0	0	0	0	0
Vehicles Refused Passage	0	0	0	0	0
Medical Emergencies (911 Calls)	0	0	0	0	0
Calls For Assistance (State Police)	0	0	0	0	0
Other Incidents	0	0	0	0	0
NOTES:					

DELAWARE RIVER JOINT TOLL BRIDGE COMMISSION

MONTHLY ACTIVITY SERVICES RENDERED REPORT

BRIDGE Calhoun Street

MONTH June

YEAR 2017

ACTIVITY/SERVICE	WEEK OF 10-Jun	WEEK OF 17-Jun	WEEK OF 24-Jun	WEEK OF 30-Jun	TOTAL
Disabled Vehicle Removal	0	0	0	0	0
Shift/Hours On Duty	416	328	304	256	1304
Patrols/Crossovers	109	146	82	119	456
Other Inspections	0	0	0	0	0
Complaints Received	0	0	0	0	0
Co-Operation W/Other Agencies	3	1	0	0	4
Services Rendered	22	15	8	12	57
First Aid	0	0	0	0	0
Advisories: Pedestrians, Bikers & Automobiles	40	57	29	8	134
Traffic Control Assistance	2	2	1	0	5
River Readings	0	0	0	0	0
Vehicles Refused Passage	16	26	7	11	60
Medical Emergencies (911 Calls)	0	0	0	0	0
Calls For Assistance (State Police)	1	1	0	0	2
Other Incidents	0	0	0	0	0
NOTES:					

DELAWARE RIVER JOINT TOLL BRIDGE COMMISSION

MONTHLY ACTIVITY SERVICES RENDERED REPORT

BRIDGE Washington Crossing

MONTH June

YEAR 2017

ACTIVITY/SERVICE	WEEK OF 10-Jun	WEEK OF 17-Jun	WEEK OF 24-Jun	WEEK OF 30-Jun	TOTAL
Disabled Vehicle Removal	0	0	0	0	0
Shift/Hours On Duty	240	168	168	144	720
Patrols/Crossovers	98	64	70	58	290
Other Inspections	0	0	0	0	0
Complaints Received	0	0	0	0	0
Co-Operation W/Other Agencies	0	0	0	0	0
Services Rendered	18	12	7	9	46
First Aid	0	0	0	0	0
Advisories: Pedestrians, Bikers & Automobiles	6	9	13	5	33
Traffic Control Assistance	1	1	1	0	3
River Readings	0	0	0	0	0
Vehicles Refused Passage	4	4	2	5	15
Medical Emergencies (911 Calls)	0	0	0	0	0
Calls For Assistance (State Police)	0	0	0	0	0
Other Incidents	0	0	0	0	0
NOTES:					

DELAWARE RIVER JOINT TOLL BRIDGE COMMISSION

MONTHLY ACTIVITY SERVICES RENDERED REPORT

BRIDGE New Hope-Lambertville

MONTH	June	YEAR	2017	WEEK OF	10-Jun	WEEK OF	17-Jun	WEEK OF	24-Jun	WEEK OF	30-Jun	TOTAL
ACTIVITY/SERVICE												
Disabled Vehicle Removal	0			0				0			0	0
Shift/Hours On Duty	456			304				288			272	1320
Patrols/Crossovers	148			111				94			46	399
Other Inspections	0			0				0			0	0
Complaints Received	0			0				0			0	0
Co-Operation W/Other Agencies	5			1				2			2	10
Services Rendered	8			8				11			5	32
First Aid	0			0				0			0	0
Advisories: Pedestrians, Bikers & Automobiles	64			38				15			19	136
Traffic Control Assistance	3			2				1			0	6
River Readings	0			0				0			0	0
Vehicles Refused Passage	26			17				9			5	57
Medical Emergencies (911 Calls)	0			0				0			0	0
Calls For Assistance (State Police)	3			1				0			1	5
Other Incidents	0			0				0			0	0
NOTES:												

DELAWARE RIVER JOINT TOLL BRIDGE COMMISSION

MONTHLY ACTIVITY SERVICES RENDERED REPORT

BRIDGE Center Bridge-Stockton

MONTH June

YEAR 2017

ACTIVITY/SERVICE	WEEK OF 10-Jun	WEEK OF 17-Jun	WEEK OF 24-Jun	WEEK OF 30-Jun	TOTAL
Disabled Vehicle Removal	0	0	0	0	0
Shift/Hours On Duty	0	0	4	8	12
Patrols/Crossovers	0	0	2	4	6
Other Inspections	0	0	0	0	0
Complaints Received	0	0	0	0	0
Co-Operation W/Other Agencies	0	0	0	0	0
Services Rendered	0	0	1	3	4
First Aid	0	0	0	0	0
Advisories: Pedestrians, Bikers & Automobiles	0	0	0	0	0
Traffic Control Assistance	0	0	0	0	0
River Readings	0	0	0	0	0
Vehicles Refused Passage	0	0	0	2	2
Medical Emergencies (911 Calls)	0	0	0	0	0
Calls For Assistance (State Police)	0	0	0	0	0
Other Incidents	0	0	0	0	0
NOTES:					

DELAWARE RIVER JOINT TOLL BRIDGE COMMISSION

Meeting of July 31, 2017

Operations Report Index

ELECTRONIC SECURITY AND SURVEILLANCE REPORT

Subject	Description	Page Numbers
Electronic Security and Surveillance	Status Report for the Month of June 2017	1 - 4

DELAWARE RIVER JOINT TOLL BRIDGE COMMISSION

Meeting of July 31, 2017

ELECTRONIC SECURITY AND SURVEILLANCE REPORT MONTH OF JUNE 2017

The below-listed items represent meetings, communications, tasks, and projects involving the Electronic Security and Surveillance Department:

Radio System

- During the month of June 2017, ESS personnel continued working to complete the radio upgrade. Tower surveys have revealed the Solebury Tower is a viable option for directing the backup microwave signal to the New Jersey State Police Headquarters from New Hope. Furthermore, antenna options were presented to the Executive Director for placement on the New Hope-Lambertville Headquarters building.
- During the month of June 2017, several discussions were held regarding the Gravel Hill IR site and the equipment that will be housed therein. Plans are being made to meet the tower owner on site to discuss equipment placement.
- During the month of June 2017, ESS personnel tested the radio reception inside the new I-78 garage and confirmed it was acceptable.
- ESS personnel alone, and in conjunction with the New Jersey State Police investigated various other DRJTBC radio issues both during and after normal working hours.
- ESS personnel continue to work with the Districts and IT to update the Cartegraph radio inventory database.

Access Control System

- During the month of June 2017, ESS personnel continued to review all the doors and locks mapped out and coded on the current ESS site plans to ensure their accuracy.
- During the month of June 2017, ESS and Schneider Electric worked to bring the new I-78 garage access control system on line. New databases were composed, along with a new map of the facility detailing the doors, locks, card readers, etc. New lock cores were also installed in the doors located in the newly constructed portion of the I-78 garage.
- During the month of June 2017, ESS personnel worked with General Supply (Commission's locksmith) to address various lock issues.

DELAWARE RIVER JOINT TOLL BRIDGE COMMISSION

Meeting of July 31, 2017

ELECTRONIC SECURITY AND SURVEILLANCE REPORT MONTH OF JUNE 2017

- In June 2017, ESS personnel created ID badges and toll cards for new employees, consultants and summer employees.
- During the month of June 2017, the ACS database was audited and the system was purged of invalid employees and contractor cards. Various other employee ACS rights were updated and/or changed at the request of supervisors.
- Various door alarms and ACS issues were addressed both during and after normal working hours.

ESS

- During the month of June 2017, the cut over to the new Genetec Video Management Platform was completed. User guides and training material and courses are being developed to train Commission personnel at various operating levels. Initial training for the Districts and other department personnel was held June 27, 28, 29 and 30, 2017. ESS also sent personnel to a week-long training class held by Genetec on the components of their system.
- During the month of June 2017, ESS personnel, along with Engineering, Schneider Electric and Sentinel Consultants continued to work on the I-78 wireless renovation project. ESS is waiting to receive a revised camera layout from Schneider Electric.
- During the month of June 2017, ESS personnel continued working with Engineering reference the new Scudder Falls facility. The camera survey for the Park and Ride has been approved and is pending construction.
- During the month of June 2017, ESS personnel and Schneider Electric continued to work on a camera design and equipment layout for the Lumberville-Raven Rock Pedestrian Bridge. As of this date the head end equipment will be housed on the New Jersey side.
- During the month of June 2017, ESS personnel continued to work with Schneider Electric on various other new Capital Projects, pending projects and current construction projects. The new Genetec mobile application for viewing the cameras remotely is presently being tested.
- During the month of June 2017, ESS and Schneider Electric continued to work with Telegra analytics to test their system.

DELAWARE RIVER JOINT TOLL BRIDGE COMMISSION

Meeting of July 31, 2017

ELECTRONIC SECURITY AND SURVEILLANCE REPORT MONTH OF JUNE 2017

- ESS personnel reviewed and purged the ESS video storage database that contains copies of videos requested by DRJTBC personnel and outside agencies.
- ESS personnel worked during, and after normal working hours on numerous ESS issues and problems raised by Commission members.
- The ESS Primary Control Center (PCC) continues to operate 24/7 and detected, documented, and assisted the District bridges with various emergencies, traffic, and security related incidents.
- During the month of June 2017, ESS personnel worked with several police departments and DRJTBC personnel on various inquiries and investigations. As a result, ESS personnel investigated and processed thirteen video requests. Please see the attached "ESS Request Video Report" for a summary of information on each request.

Miscellaneous

- On June 8, 2017, ESS personnel attended the DRJTBC Staff meeting followed by the Operations Meeting held at the New Hope Executive Headquarters.
- On June 12, 2017, ESS personnel met with a representative from the NJ Office of Homeland Security to review their recent assessment of various Commission bridges. Upon review, it was determined that the Commission's bridges scored in the upper percentile of all New Jersey bridges reviewed to date. The ESS and security measures undertaken by the Commission elevated the bridge's scores.
- On June 23, 2017, the ESS Department, along with the EZ Pass Department assisted District II in identifying an irate customer that inadvertently went through the ORT lanes at I-78 and demanded the Toll Officer take his money. During the exchange the customer physically touched the toll officer in an attempt to have the officer take his money. The vehicle identification was forwarded to the PA State Police by Security, Safety and Training.
- During the month of June 2017, ESS personnel continued to work with Toll to ensure the security features of the new tolling system are working as expected.
- During the month of June 2017, the ESS Department monitored the Commission's Alert Level as a result of the recent terrorist attacks.

ESS Request Video

Report Month: 6/1/2017- 6/30/2017

Report Run Date: 6/30/2017

ID	Request Date	Request_Agency	Requestor	Location	Incident Type	DRJTBC Requestor
1337	6/1/17	DRJTBC	D Stites - PCC	Northampton	Overweight Crossing	Denis Stites
1339	6/7/17	DRJTBC	D Pasciullo/Engineering	Scudder Falls	Overweight Crossing	Kevin Clark
1340	6/8/17	DRJTBC	D Stites - PCC	Scudder Falls	Motor Vehicle Accident	Denis Stites
1341	6/9/17	DRJTBC	W. Wright	EP	Commission Damage	Matt Skrebel
1342	6/12/17	DRJTBC	D Stites - PCC	Calhoun St.	Other	Denis Stites
1343	6/13/17	DRJTBC	D Stites - PCC	TM	Other	Denis Stites
1344	6/13/17	Stroud Area Regional PD	Ofc Eilber	DWG	Other	Denis Stites
1345	6/16/17	Lumberton PD	Detective Sean Tait	Scudder Falls	Police Investigation	Nicholas Knechel
1346	6/17/17	DRJTBC	D Stites - PCC	Lower Trenton	Police Chase	Denis Stites
1347	6/25/17	DRJTBC	M. Wahl PCC	178	Other	Michael Wahl
1348	6/27/17	DRJTBC	D Stites - PCC	Scudder Falls	Motor Vehicle Accident	Denis Stites
1349	6/27/17	DRJTBC	Sgt Catto	Lower Trenton	Motor Vehicle Accident	Kevin Clark
1350	6/28/17	DRJTBC	D Stites - PCC	Washington Crossing	Motor Vehicle Accident	Denis Stites

Total for Month:

13

DELAWARE RIVER JOINT TOLL BRIDGE COMMISSION

Meeting of July 31, 2017

**OPERATIONS REPORT INDEX
FOR
SUPPLEMENTAL PROJECTS REPORT**

SUBJECT	DESCRIPTION	PAGE NUMBER
Projects	Supplemental Projects Report-Overview Report of General Upkeep, Preventative Maintenance, Maintenance Projects and Update of Motor Assistance Program – District I, II and III for the Month of June 2017	1-5

DELAWARE RIVER JOINT TOLL BRIDGE COMMISSION

Meeting of July 31, 2017

SUPPLEMENTAL PROJECTS REPORT

**OVERVIEW REPORT OF GENERAL UPKEEP, PREVENTATIVE MAINTENANCE,
MAINTENANCE PROJECTS AND UPDATE OF MOTOR ASSIST PROGRAM**

DISTRICT I, II AND III

MONTH OF JUNE 2017

Report as shown directly hereunder and have been submitted by Lendell Jones, Director of Plants and Facilities, to keep the Commission Members apprised of the above captioned items at all three districts.

District I**LeVar Talley, Superintendent****Michele Gara, Asst. Superintendent****Larry Dubin, Foreman of Maintenance, Trenton-Morrisville****Daniel Pascuillo, Foreman of Maintenance, New Hope-Lambertville****Trenton-Morrisville Toll Bridge**

Task	JAN	FEB	MAR	APR	MAY	JUN	JUL	AUG	SEP	OCT	NOV	DEC	Total Man-hours
Bridge Maintenance	0	0	16	24	200	96							336
Bldg./Facilities Maintenance	716	840	1,015	792	828	886							5,077
Grounds Maintenance	64	48	32	178	265	297							884
Road Maintenance	76	0	52	88	168	47							431
Snow/Ice Maintenance	307	188	196	0	0	0							691
Vehicle Maintenance	315	265	253	182	84	172							1,271
Miscellaneous	8	8	8	16	0	24							64
Total Man-hours	1,486	1,349	1,572	1,280	1,545	1,522	0.0	0	0	0	0	0.0	8,754

New Hope-Lambertville Toll Bridge

Task	JAN	FEB	MAR	APR	MAY	JUN	JUL	AUG	SEP	OCT	NOV	DEC	Total Man-hours
Bridge Maintenance	116	168	316	168	316	284							1,368
Bldg./Facilities Maintenance	708	708	684	670	742	742							4,254
Grounds Maintenance	64	72	88	276	246	360							1,106
Road Maintenance	80	32	46	40	306	184							688
Snow/Ice Maintenance	166	112	160	0	0	0							438
Vehicle Maintenance	56	28	32	56	24	24							220
Miscellaneous	104	40	40	40	32	72							328
Total Man-hours	1,294	1,160	1,366	1,250	1,666	1,666	0.0	0	0	0	0	0.0	8,402

Southern Division Toll Supported Bridges

Task	JAN	FEB	MAR	APR	MAY	JUN	JUL	AUG	SEP	OCT	NOV	DEC	Total Man-hours
Bridge Maintenance	32	88	144	80	232	319							895
Bldg./Facilities Maintenance	447	393	489	460	304	305							2,398
Grounds Maintenance	88	232	80	268	328	450							1,446
Road Maintenance	107	48	164	79	292	154							844
Snow/Ice Maintenance	146	113	119	0	0	0							378
Vehicle Maintenance	220	166	120	158	112	93							869
Miscellaneous	69	100	155	48	94	94							560
Total Man-hours	1,109	1,140	1,271	1,093	1,362	1,415	0.0	0	0	0	0	0.0	7,390

District II**James Shelly, Superintendent****Harry Brown, Asst. Superintendent****Robert Varju, Foreman of Maintenance, I-78****Mark W. Dilts, Foreman of Maintenance, Easton-Phillipsburg****Easton-Phillipsburg Toll Bridge**

Task	JAN	FEB	MAR	APR	MAY	JUN	JUL	AUG	SEP	OCT	NOV	DEC	Total Man-hours
Bridge Maintenance	32	56	72	236	257	491							1,144
Bldg./Facilities Maintenance	857	600	727	460	540	491							3,675
Grounds Maintenance	88	48	120	163	348	262							1,029
Road Maintenance	95	101	104	184	220	469							1,173
Snow/Ice Maintenance	156	156	282	0	0	0							594
Vehicle Maintenance	88	197	304	183	68	96							936
Miscellaneous	49	64	32	72	32	52							301
Total Man-hours	1,365	1,222	1,641	1,298	1,465	1,861	0	0	0	0	0	0	8,852

I-78 Toll Bridge

Task	JAN	FEB	MAR	APR	MAY	JUN	JUL	AUG	SEP	OCT	NOV	DEC	Total Man-hours
Bridge Maintenance	64	56	8	79	180	181							568
Bldg./Facilities Maintenance	827	854	1069	846	1,103	1,033							5,732
Grounds Maintenance	96	410	410	654	735	848							3,153
Road Maintenance	104	32	0	72	206	54							468
Snow/Ice Maintenance	702	288	460	0	0	0							1,450
Vehicle Maintenance	148	164	160	131	104	160							867
Miscellaneous	128	92	49	88	131	93							581
Total Man-hours	2,069	1,896	2,156	1,870	2,459	2,369	0	0	0	0	0	0	12,819

Northern Division Toll Supported Bridges

Task	JAN	FEB	MAR	APR	MAY	JUN	JUL	AUG	SEP	OCT	NOV	DEC	Total Man-hours
Bridge Maintenance	56	48	56	160	152	280							752
Bldg./Facilities Maintenance	546	389	476	285	336	82							2,114
Grounds Maintenance	88	78	159	168	352	343							1,188
Road Maintenance	88	64	104	180	176	250							862
Snow/Ice Maintenance	89	112	271	0	0	0							472
Vehicle Maintenance	139	152	184	144	134	161							914
Miscellaneous	0	0	0	8	16	0							24
Total Man-hours	1,006	843	1,250	945	1,166	1,116	0	0	0	0	0	0	6,326

District III**Jeanne P. Clark, Superintendent****Richard Taft, Assistant Superintendent****Steve Cerra, Foreman of Maintenance****Portland-Columbia Toll Bridge**

Task	JAN	FEB	MAR	APR	MAY	JUN	JUL	AUG	SEP	OCT	NOV	DEC	Total Man-hours
Bridge Maintenance	16	8	56	64	127	96							367
Bldg./Facilities Maintenance	428	304	306	267	120	96							1,521
Grounds Maintenance	72	56	67	174	160	174							703
Road Maintenance	0	64	88	112	136	152							552
Snow/Ice Maintenance	40	117	193	0	0	0							350
Vehicle Maintenance	127	64	136	50	68	120							565
Miscellaneous	64	32	98	137	20	30							381
Total Man-hours	747	645	944	804	631	668	0	0	0	0	0	0	4,439

Delaware Water Gap Toll Bridge

Task	JAN	FEB	MAR	APR	MAY	JUN	JUL	AUG	SEP	OCT	NOV	DEC	Total Man-hours
Bridge Maintenance	0	8	0	0	208	0							216
Bldg./Facilities Maintenance	1,377	1317	1,100	1,248	1,176	1,192							7,410
Grounds Maintenance	56	32	146	0	8	224							466
Road Maintenance	32	32	32	24	104	96							320
Snow/Ice Maintenance	191	208	284	0	0	0							683
Vehicle Maintenance	176	160	248	168	160	192							1,104
Miscellaneous	80	88	56	16	48	8							296
Total Man-hours	1,912	1845	1,866	1,456	1,704	1,712	0	0	0	0	0	0	10,495

Milford-Montague Toll Bridge

Task	JAN	FEB	MAR	APR	MAY	JUN	JUL	AUG	SEP	OCT	NOV	DEC	Total Man-hours
Bridge Maintenance	0	0	0	32	166	0							198
Bldg./Facilities Maintenance	560	432	350	316	430	376							2,464
Grounds Maintenance	0	12	20	156	83	262							533
Road Maintenance	0	12	48	104	31	40							235
Snow/Ice Maintenance	100	116	171	0	0	0							387
Vehicle Maintenance	44	80	118	38	54	66							400
Miscellaneous	52	24	144	121	8	32							381
Total Man-hours	756	676	851	767	772	776	0	0	0	0	0	0	4,598



Monthly Motor Assistance Program Report
June 2017

		AAA Called	Tire Ass't	Cleared Vehicle	Unleaded Gas	Diesel Fuel	Jump Start	Radiator Fill	Washer Fill	Cell Phone	Traffic Control	Transport Motorist	Other
6/2017	1	TM		4						1			
		Dist Total		4						1			
	2	EP		3	2						2		
		I78		4	1		1				6		2
		Dist Total		7	3		1				8		2
	3	DWG		2							2		1
		MM											
		PC			1								
		Dist Total		2	1						2		1
		Grand Total		13	4		1			1	10		3

DELAWARE RIVER JOINT TOLL BRIDGE COMMISSION

Meeting of July 31, 2017

USE OF FACILITIES REQUEST REPORT

MONTH OF JUNE 2017

SUBJECT	DESCRIPTION	PAGE NUMBER
Use of Facilities	Use of Facilities Request-Month of June 2017	1

DELAWARE RIVER JOINT TOLL BRIDGE COMMISSION

Meeting of July 31, 2017

PROPERTY REPORT

Use of Commission Facilities

Facility	Organization	Date/Time	Description of Use
Uhlerstown-Frenchtown Bridge. Center Bridge - Stockton	American Diabetes Association	June 3, 2017	DI-DII UOF American Diabetes Assoc. Bike Run
Northampton St. Toll Supported Bridge	Hellenic Orthodox Church	May 22, 2017 through June 11, 2017	DII-UOF Hellenic Orthodox Church - Banner "Greek Festival"

DELAWARE RIVER JOINT TOLL BRIDGE COMMISSION

Meeting of July 31, 2017

Operations Report Index

Plants and Facilities

SUBJECT	DESCRIPTION	PAGE NUMBER
Plants and Facilities	Status report Month of June, 2017	1-2

DELAWARE RIVER JOINT TOLL BRIDGE COMMISSION
Meeting of July 31, 2017

PLANTS AND FACILITIES REPORT
MONTH OF JUNE 2017

- Oversaw and monitored activities for the Motorist Assistance Program during the month of June, 2017. Forwarded the monthly report to the Executive Director of Operations.
- Attended C-657A-3 Buildings & Facilities Energy Conservation Measures Implementation Mechanical & Electrical Design Bid Packages Pre-Bid meeting at New Hope Toll Bridge.
- Attended meeting with District I staff to discuss options for repairs and upgrades to air conditioning system at Trenton Morrisville Toll Bridge Facility.
- Attended C-702B-4, Structural/Civil TO Agreement, M-M Toll Bridge Salt Storage Facility Design Kick-off Meeting held at New Hope Toll Bridge Facility.
- Attended Contract No. C-684A 2015-2018 General Engineering Consultant Annual Inspections - 2017 District 1 Facilities Inspections.
- Attended Contract No. C-684A 2015-2018 General Engineering Consultant Annual Inspections - 2017 Districts 2 & 3 Facilities Inspections.
- Attended Contract No. C-684A 2015-2018 General Engineering Consultant Annual Inspections - 2017 District 3 Facilities Inspections
- Attended T-508A - I-78 - Maintenance Garage Expansion (Bi-Weekly Progress Mtg.) held at I-78 Toll Bridge Maintenance Facility.
- Attended T-508A - I-78 - Maintenance Garage Expansion walkthrough of progress to date of maintenance garage and administration building work completed.
- Completed Pennsylvania Department of Environmental Protection I-78 underground storage system closure report form for the removal of the old fuel storage tank at the I-78 maintenance facility.
- Attended the June Work Place Safety Committee Meeting held at Trenton-Morrisville Toll Bridge Facility.

DELAWARE RIVER JOINT TOLL BRIDGE COMMISSION
Meeting of July 31, 2017

- Reviewed and approved invoices for repairs submitted by Guide Rail/Attenuator contractor J. Fletcher Creamer.
- Reviewed and approved proposal for repairs and upgrades to the Trenton Morrisville Toll Bridge HVAC system submitted by Elliot Lewis of Philadelphia.
- Reviewed and approved 2017 Facility Capital Project for upgrades to Trenton Morrisville HVAC equipment upgrades systems to extend the life of the current heating and air conditioning units.
- Reviewed and approved 2017 Facility Capital Project for the purchase of parts and supplies needed for the Easton Phillipsburg storage shelving project.
- Prepared monthly Plants and Facilities report for June 2017 Superintendents / Operations staff meeting held at New Hope Lambertville administration meeting.
- Attended monthly Superintendents / Operations meeting for June 2017 held at New Hope Toll Bridge Facility.
- Reviewed the Accident Log/Property Damage Reports for the month of June 2017. Forwarded the monthly report to the Director of Human Resources, Insurance Administrator, Comptroller and Deputy Executive Director of Operations.
- Continued site visits of Commission Facilities during the month of June 2017 to review plant operations, maintenance procedures and related issues.
- Prepared and forwarded the report on Use of Commission Facilities for the month of June 2017 to the Deputy Executive Director of Operations.

DELAWARE RIVER JOINT TOLL BRIDGE COMMISSION

Meeting of July 31, 2017

**OPERATIONS INDEX
FOR
INFORMATION TECHNOLOGY**

SUBJECT	DESCRIPTION	PAGE NUMBER
Information Technology	Status Report Month of June 2017	1

DELAWARE RIVER JOINT TOLL BRIDGE COMMISSION





Meeting of July 31, 2017

Information Technology Department Report

Month of June 2017


The following activities under the general heading of Information Technology were recently initiated, accomplished, or performed:

Helpdesk/Deployments:


-  Processed 109 work orders for the month.
-  Includes all software support, IT daily tasks, printer and desktop support, Intranet, news and job postings, telephone support, and form design/updates.
-  Includes configuration and deployment of desktops, laptops, and cell phones.
-  Includes MUNIS, Kronos, Cartegraph, and other Enterprise Software updates and maintenance.

Projects:


Cartegraph Upgrade:

-  Currently evaluating Cartegraph replacements.


Office 2016 Upgrade:

-  Preparing for deployment of Office 2016.

E-ZPass Upgrade:

-  Currently assisting Transcore and Operations with transition to new Toll System.


WAN Upgrade:

-  Currently transferring management duties to CDW Managed Services.

Internet Upgrade:

-  Currently moving services from Verizon Internet to Comcast Internet.

Telephone Upgrade:

-  We have begun the preliminary steps to upgrade our phone system.