

DELAWARE RIVER
JOINT TOLL BRIDGE COMMISSION
MINUTES
MEETING OF JANUARY 25, 2021

DELWARE RIVER JOINT TOLL BRIDGE COMMISSION

MEMBERS OF THE COMMISSION

NEW JERSEY

HONORABLE MICHAEL B. LAVERY
Chairman

HONORABLE ALADAR KOMJATHY

HONORABLE GARRETT LEONARD VAN VLIET

HONORABLE LORI CIELSA

HONORABLE YUKI MOORE LAURENTI
Treasurer

PENNSYLVANIA

HONORABLE PAMELA JANVEY
Vice Chair

HONORABLE AMY ZANELLI

HONORABLE ISMAIL A. SHAHID

HONORABLE DANIEL GRACE
Secretary

HONORABLE JOHN D. CHRISTY

DELAWARE RIVER JOINT TOLL BRIDGE COMMISSION

STANDING COMMITTEES

FINANCE, INSURANCE MANAGEMENT AND OPERATIONS

PENNSYLVANIA: Shahid, Grace*

NEW JERSEY: Ciesla, Laurenti

PROJECTS, PROPERTY AND EQUIPMENT

PENNSYLVANIA: Shahid, Christy

NEW JERSEY: Lavery*, Van Vliet

PROFESSIONAL SERVICES

PENNSYLVANIA: Janvey*, Grace

NEW JERSEY: Komjathy, Van Vliet

PERSONNEL

PENNSYLVANIA: Grace, Janvey

NEW JERSEY: Ciesla*, Komjathy

AUDIT COMMITTEE

PENNSYLVANIA: Shahid*, Janvey

NEW JERSEY: Lavery, Laurenti

ADMINISTRATIVE COMMITTEE

PENNSYLVANIA: Grace, Zanelli

NEW JERSEY: Laurenti*, Ciesla

Chairman and Vice Chairman Ex-Officio of all Committees

*Chairman of Committee

**DELAWARE RIVER JOINT TOLL BRIDGE COMMISSION
RECAPITULATION OF COMMITTEE MEMBERSHIP**

Lavery	(1) Ex-Officio of all Committees (2) Projects, Property and Equipmen(Chairperson) (3) Audit Committee
Ciesla	(1) Finance, Insurance Management and Operations Committee (2) Personnel Committee (Chairperson) (3) Administrative Committee
Shahid	(1) Projects, Property and Equipment Committttee (2) Finance, Insurance Management and Operations Committee (3) Audit Committee (Chairperson)
Grace	(1) Professional Services (2) Personnel Committee (3) Administrative Committee (4) Finance, Insurance Management and Operations Committee (Chairperson)
Janvey	(1) ProfessionalServices(Chairperson) (2) Personnel Committee (3) Audit Committee
Laurenti	(1) Finance, Insurance Management and Operations Committee (2) Audit Committee (3) Administrative Committee (Chairperson)
Christy	(1) Projects, Property and Equipment Committee
Komjathy	(1) Professional Services (2) Personnel Committee
Zanelli	(1) Administrative Committee
Van Vliet	(1) Projects, Property and Equipment Committee (2) Professional Services Committee

DELAWARE RIVER JOINT TOLL BRIDGE COMMISSION

PROFESSIONAL ASSOCIATES

CONSULTING ENGINEERS

VAN CLEEF ENGINEERING ASSOCIATES, LLC
Freehold, New Jersey

LEGAL COUNSEL

ARCHER
Philadelphia, Pennsylvania

FLORIO, PERRUCCI, STEINHARDT & CAPPELLI
Phillipsburg, New Jersey

EMPLOYMENT COUNSEL

STRADLEY, RONON, STEVENS&YOUNG
Philadelphia, Pennsylvania

CHISEA, SHANINIAN & GIANTOMASI
West Orange, New Jersey

AUDITOR

MERCADIEN, P.C.
Hamilton, New Jersey

FINANCIAL ADVISOR

ACACIA FINANCIAL GROUP
Mt. Laurel, New Jersey

COMMUNICATIONS CONSULTANT

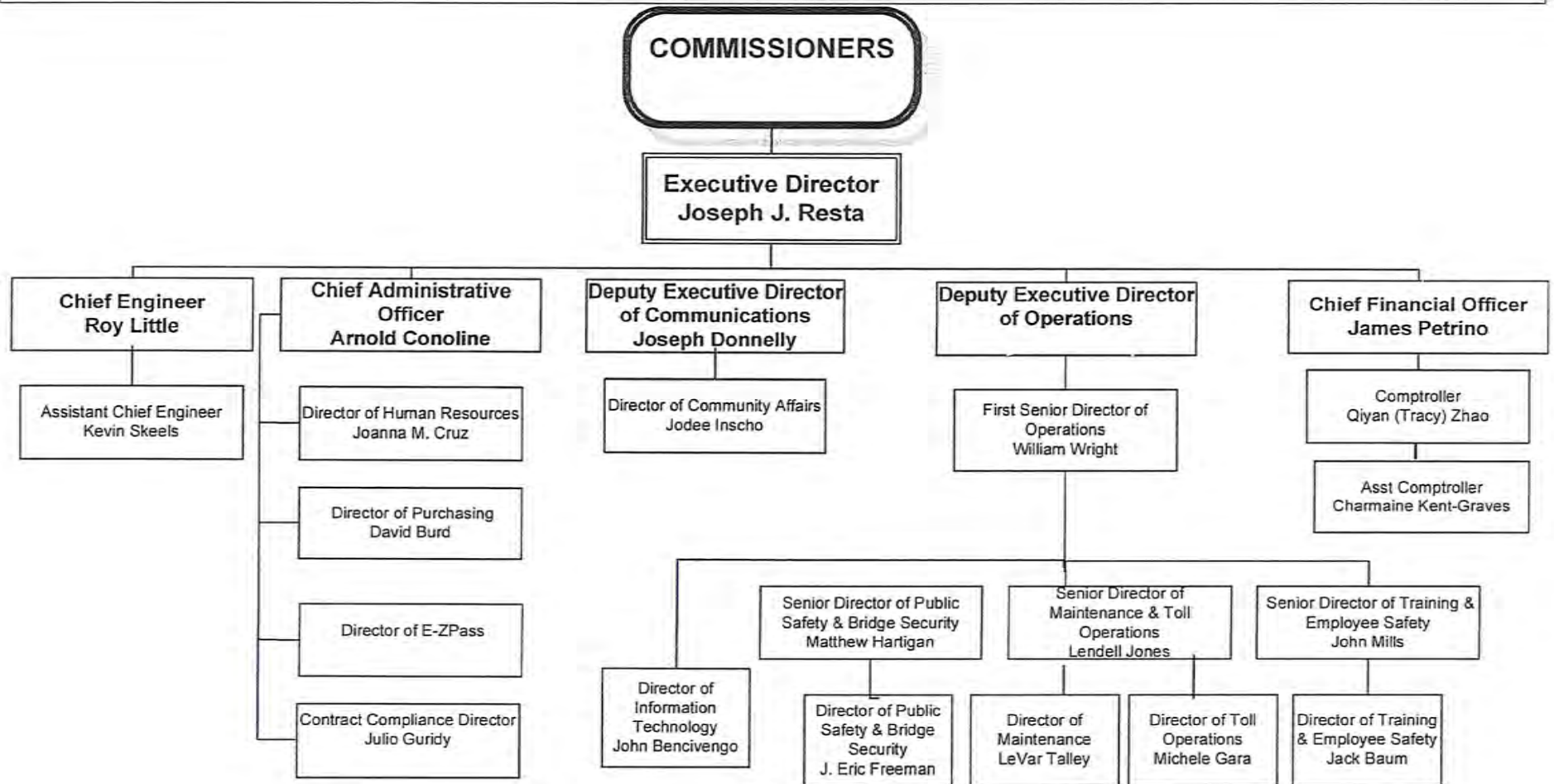
BELLVUE COMMUNICATIONS
Philadelphia, Pennsylvania

INVESTMENT ADVISOR

STONERIDGE PMG ADVISORS, LLC
Radnor, Pennsylvania

DELAWARE RIVER JOINT TOLL BRIDGE COMMISSION

ORGANIZATION CHART



DELAWARE RIVER JOINT TOLL BRIDGE COMMISSION

Meeting of January 25, 2021

INDEX TO MINUTES

	PAGE
1. Call to Order	1
2. Appearances.....	1 - 2
3. Roll Call.....	2
4. Welcome Remarks of the Executive Director	2
5. Introduction of Comments from the Public	2
6. Executive Director's Report	3
7. Approval of Minutes for Commission Meeting Held December 21, 2020.....	3 - 4
8. Approval of Operations Report Month of December, 2020.....	4 - 5
9. Amendment to the Toll Adjustment Public Hearing and Comment Policy	5 - 6
10. Construction Management Services for Southern Operations and Maintenance Facilities Improvements, Contract CM-519A, Award of Contract.....	7
11. On-Call Beam Guide Rail and Attenuator Replacement, Contract TTS-723A, One Year Extension.....	8 - 9
12. Promotion of Kevin Cavanaugh to Accountant, Accounting Department.....	9
13. Approval for Retirement Benefits, Thomas McFadden, Bridge Monitor II, Central Region.....	10
14. Approval for Retirement Benefits, John Zara III, Toll Corporal, Trenton-Morrisville Toll Bridge.....	10 - 11

DELAWARE RIVER JOINT TOLL BRIDGE COMMISSION

Meeting of January 25, 2021

15.	Approval for Payment of Invoices Chiesa, Shahinian & Giantomasi, NJ Labor Counsel.....	11 - 12
16.	Approval for Payment of Invoices Florio, Perrucci, Steinhardt, and Cappelli, NJ Legal Counsel	12 - 13
17.	Approval for Payment of Invoices Archer Law, PA Legal Counsel	13 - 14
18.	Invite any Comments from the Public	14
19.	Scheduling of the February 22, 2021 Meeting	14
20.	Adjournment	14 - 15

DELAWARE RIVER JOINT TOLL BRIDGE COMMISSION

Meeting of January 25, 2021

CALL TO ORDER

The Regular Monthly Meeting of the Delaware River Joint Toll Bridge Commission was called to Order at the Scudder Falls Administration Building via Microsoft Teams on Monday, January 25, 2021 at 10:40 a.m. pursuant to notice properly forwarded to each member in compliance with the by-laws. Joseph J. Resta, Executive Director presided at this meeting.

APPEARANCES:

COMMISSION MEMBERS:

Hon. John Christy (Pennsylvania)
Hon. Yuki Moore Laurenti (New Jersey)
Hon. Lori Ciesla (New Jersey)
Hon. Pamela Janvey (Pennsylvania)
Hon. Michael Lavery (New Jersey)
Hon. Garrett Van Vliet (New Jersey)
Hon. Ismail Shahid (Pennsylvania)
*Hon. Aladar Komjathy (New Jersey)

**During the meeting, due to computer issues Commissioner Komjathy's votes were visibly noted and subsequently confirmed as accurate. The situation was reviewed by Commission Counsel and Commissioner Komjathy's votes are included in the minutes of this meeting.*

COMMISSION MEMBERS ABSENT:

Hon. Amy Zanelli (Pennsylvania)
Hon. Daniel Grace (Pennsylvania)

COMMISSION COUNSEL:

Doug Steinhardt, Florio, Perrucci, Steinhardt & Cappelli, New Jersey
Jonathan Bloom, Stradley Ronon, Pennsylvania
John Casey, Chiesa Shahnian & Giantomasi, New Jersey

GOVERNORS REPRESENTATIVES:

Jamera Sirmans, NJ Governor's Office
Nedia Ralston, PA Governor's Office

DELAWARE RIVER JOINT TOLL BRIDGE COMMISSION

Meeting of January 25, 2021

COMMISSION STAFF MEMBERS:

Joseph J. Resta, Executive Director
Roy Little, Chief Engineer
Kevin Skeels, Assistant Chief Engineer
Arnold Conoline, Chief Administrative Officer
Joseph Donnelly, Deputy Executive Director of Communications
James Petrino, Chief Financial Officer
Qiyao Zhao, Comptroller
William Wright, First Senior Director of Operations
Charles Straccioli, Program Manager of Technology
John Bencivengo, Director of Information Technology
Joanna Cruz, Human Resources Director
Heather McConnell, Administrative Generalist Executive Office

PROFESSIONAL ASSOCIATES:

OTHERS:

Harry Sigley, CMTS LLC
James White

ROLL CALL

Joseph Resta, Executive Director, in his capacity as Secretary for this Meeting called the roll, and at the conclusion thereof, reported that there was a quorum present-there being three members present from the Commonwealth of Pennsylvania and five members present from the State of New Jersey*.

**During the meeting, due to computer issues Commissioner Komjathy's votes were visibly noted and subsequently confirmed as accurate. The situation was reviewed by Commission Counsel and Commissioner Komjathy's votes are included in the minutes of this meeting.*

WELCOMING REMARKS OF THE EXECUTIVE DIRECTOR

Executive Director Resta welcomed those persons whose identities are set forth hereinabove under "Appearances".

INTRODUCE ANY COMMENTS FROM THE PUBLIC

Executive Director Resta addressed the meeting and invited any comments from the public on items pertaining to today's Agenda. No questions were presented.

DELAWARE RIVER JOINT TOLL BRIDGE COMMISSION

Meeting of January 25, 2021

EXECUTIVE DIRECTORS REPORT

Joseph Resta, Executive Director, addressed the meeting and said;

Good morning Commissioners, 2020 was likely one of the most difficult years that the Bridge Commission has been through. In recent memory, clearly there have been times when our revenues and operations have been hampered by an external event such as September 11th or the Great Recession. But the COVID-19 pandemic has created a crisis in which the economy quickly entered a recession, put millions of people out of work; placed many businesses at risk, and most importantly, endangered the public health of millions of people across our country, killing more of our citizens than World War II.

The Commission was faced with a steep reduction of traffic and revenue, and is still in the throes of that loss. Staffing issues due to illness and quarantine from COVID plague our operations, more so now than in the spring of 2020. We have not effectively hired new employees in a year, so attrition and retirements have exacerbated our operations issues with multiple vacancies. For months, Commissioners and DRJTBC staff have worked on a plan that would bring the Commission to operational and fiscal stability, allowing the Commission to continue its mission to the people that use our toll and toll-supported bridges, and to keep our facilities in a good state of repair, now and into the future.

Actions of the Commissioners to aid the Commission in the plan to weather this current crisis include the: 2021 Operating Budget, 2021-2022 Capital Plan, General Reserve Fund Balance Policy, Financial Resilience Policy, and this month's proposed Amendment to the Toll Adjustment Public Hearing and Comment Policy. It is the steadfast commitment of our Commissioners to thoughtfully consider and evaluate all options to get us back on track, while the country works its way back to normalcy.

Thank you Mr. Chairman, this concludes my report.

APPROVAL OF MINUTES FOR COMMISSION MEETING HELD DECEMBER 21, 2020

R: 4409-01-21-ADM-01-01-21

Executive Director Resta addressed the meeting and requested the adoption of a Resolution approving the Minutes of the Commission Meeting held December 21, 2020.

At the conclusion of the review, Chairman Lavery moved and Vice Chair Janvey seconded the adoption of the following Resolution:

"RESOLVED, by the Delaware River Joint Toll Bridge Commission at its Regular Meeting assembled this 25th day of January 2021 that the Minutes of the Commission Meeting held on December 21, 2020 be and the same hereby are approved."

DELAWARE RIVER JOINT TOLL BRIDGE COMMISSION

Meeting of January 25, 2021

Executive Director Resta was requested to conduct a Roll Call Vote.

<u>NEW JERSEY</u>	<u>Yes</u>	<u>No</u>	<u>PENNSYLVANIA</u>	<u>Yes</u>	<u>No</u>
Mr. Lavery	X		Mr. Shahid	X	
Ms. Ciesla	X		Ms. Janvey	X	
Ms. Laurenti	X		Mr. Christy	X	
Mr. Van Vliet	X				
*Mr. Komjathy	X				

**During the meeting, due to computer issues Commissioner Komjathy's votes were visibly noted and subsequently confirmed as accurate. The situation was reviewed by Commission Counsel and Commissioner Komjathy's votes are included in the minutes of this meeting.*

Executive Director Resta reported that there were five affirmative votes from New Jersey, and three affirmative votes from Pennsylvania.

Executive Director Resta then invited any further questions on the Resolution. No further questions were presented and the Resolution was unanimously adopted.

APPROVAL OF OPERATIONS REPORT-MONTH OF DECEMBER 2020

R: 4410-01-21-ADM-02-01-21

Executive Director Resta addressed the meeting and asked if there were any questions on any of the reports contained in the "Operations Report".

At the conclusion of the review, Commissioner Shahid moved and Commissioner Ciesla seconded the adoption of the following Resolution:

"RESOLVED, by the Delaware River Joint Toll Bridge Commission at its' Regular Meeting assembled this 25th day of January 2021 that the Operations Report, which reflects Commission activity for the month of December 2020 is hereby approved."

Executive Director Resta was requested to conduct a Roll Call Vote.

<u>NEW JERSEY</u>	<u>Yes</u>	<u>No</u>	<u>PENNSYLVANIA</u>	<u>Yes</u>	<u>No</u>
Mr. Lavery	X		Mr. Shahid	X	
Ms. Ciesla	X		Ms. Janvey	X	
Ms. Laurenti	X		Mr. Christy	X	
Mr. Van Vliet	X				
*Mr. Komjathy	X				

DELAWARE RIVER JOINT TOLL BRIDGE COMMISSION

Meeting of January 25, 2021

**During the meeting, due to computer issues Commissioner Komjathy's votes were visibly noted and subsequently confirmed as accurate. The situation was reviewed by Commission Counsel and Commissioner Komjathy's votes are included in the minutes of this meeting.*

Executive Director Resta reported that there were five affirmative votes from New Jersey, and three affirmative votes from Pennsylvania.

Executive Director Resta then invited any further questions on the Resolution. No further questions were presented and the Resolution was unanimously adopted.

AMENDMENT TO THE TOLL ADJUSTMENT PUBLIC HEARING AND COMMENT POLICY

R: 4411-01-21- FIN-01-01-21

Executive Director Resta addressed the Meeting and asked the Commission Members if, after their review, there were any questions.

At the conclusion of the review, Commissioner Christy moved and Commissioner Laurenti seconded the adoption of the following Resolution,

“WHEREAS: the Delaware River Joint Toll Bridge Commission (the “DRJTBC”) is empowered to levy and collect fees, rentals, tolls and other charges for the construction, operation, and maintenance of its bridges across the Delaware river and other facilities; and

“WHEREAS: at the DRJTBC Regular Meeting of July 29, 2013, via Resolution, the Commissioners approved the Toll Adjustment Public Hearing and Comment Policy, which requires the Commission to hold six public hearings, with two hearings (one in each of Pennsylvania and New Jersey) in each of the DRJTBC's three districts; and

“WHEREAS: there has been a public health crisis caused by the COVID-19 pandemic, from which public gatherings have been deemed by the Governors of the Commonwealth of Pennsylvania and the State of New Jersey as being contributory to the community spread of COVID-19; and

“WHEREAS: there have been advancements in technology allowing for greater public access to connect and communicate through virtual channels; and

“WHEREAS: the DRJTBC desires to amend its Toll Adjustment Public Hearing and Comment Policy to reduce the number of public hearings required prior to any proposed toll adjustment impacting any Commission-tolled facility from six (6) meetings to three (3) meetings and conducting such hearings virtually to allow greater public access.

DELAWARE RIVER JOINT TOLL BRIDGE COMMISSION

Meeting of January 25, 2021

“NOW, THEREFORE, the Commission, at its Regular Meeting assembled this 25th day of January, 2021, hereby resolves as follows:

“RESOLVED: The Toll Adjustment Public Hearing and Comment Policy is amended to reduce the number of public hearings from six to three, permitting such hearings to be conducted virtually, and

“RESOLVED: The Toll Adjustment Public Hearing and Comment Policy shall read: “During the COVID-19 Pandemic, for any proposed toll adjustment impacting any Commission-tolled facility, the Commission shall hold three (3) hearings to be conducted virtually, with appropriate Commissioner Representation;”

“RESOLVED: That when the Governors of the Commonwealth of Pennsylvania and the State of New Jersey deem the public health emergency from COVID-19 to be over, with no public gathering restrictions in place, and Commissioners remove the emergency declaration, and are no longer operating under the Continuity of Operations Essential Plan, and

“RESOLVED: That the Commission would conduct future in-person, publically-gathered Toll Hearings, and additionally add virtual access to each of the six (6) publically-gathered Toll Hearing thereby conducting a “hybrid” of both in person and virtual access,

“RESOLVED: The remainder of the Toll Adjustment Public Hearing and Comment Policy shall be unchanged and shall remain in full force and effect.”

Executive Director Resta was requested to conduct a Roll Call Vote.

<u>NEW JERSEY</u>	<u>Yes</u>	<u>No</u>	<u>PENNSYLVANIA</u>	<u>Yes</u>	<u>No</u>
Mr. Lavery	X		Mr. Shahid	X	
Ms. Ciesla	X		Ms. Janvey	X	
Ms. Laurenti	X		Mr. Christy	X	
Mr. Van Vliet	X				
*Mr. Komjathy	X				

**During the meeting, due to computer issues Commissioner Komjathy’s votes were visibly noted and subsequently confirmed as accurate. The situation was reviewed by Commission Counsel and Commissioner Komjathy’s votes are included in the minutes of this meeting.*

Executive Director Resta reported that there were five affirmative votes from New Jersey, and three affirmative votes from Pennsylvania.

Executive Director Resta then invited any further questions on the Resolution. No further questions were presented and the Resolution was unanimously adopted.

DELAWARE RIVER JOINT TOLL BRIDGE COMMISSION

Meeting of January 25, 2021

CONSTRUCTION MANAGEMENT SERVICES FOR SOUTHERN OPERATIONS AND MAINTENANCE FACILITIES IMPROVEMENTS, CONTRACT CM-519A, AWARD OF CONTRACT

R: 4412-01-21- ENG-01-01-21

Executive Director Resta addressed the Meeting and asked the Commission Members if, after their review, there were any questions.

At the conclusion of the review, Chairman Lavery moved and Vice Chair Janvey seconded the adoption of the following Resolution:

"RESOLVED, by the Delaware River Joint Toll Bridge Commission at its Regular Meeting assembled this 25th day of January 2021 that the Commission award Contract No. CM-519A, Construction Management Services for the Southern Operations & Maintenance Facilities Improvements Project to Joseph Jingoli & Son, Inc. of Lawrenceville, New Jersey for a not-to-exceed amount of \$3,611,070.08;

"RESOLVED: Identify the General Reserve Fund as the source of funds required for payment of any invoices and;

"RESOLVED: The Executive Director is hereby authorized to approve and execute all necessary contracts on behalf of the DRJTBC.

Executive Director Resta was requested to conduct a Roll Call Vote.

<u>NEW JERSEY</u>	<u>Yes</u>	<u>No</u>	<u>PENNSYLVANIA</u>	<u>Yes</u>	<u>No</u>
Mr. Lavery	X		Mr. Shahid	X	
Ms. Ciesla	X		Ms. Janvey	X	
Ms. Laurenti	X		Mr. Christy	X	
Mr. Van Vliet	X				
*Mr. Komjathy	X				

**During the meeting, due to computer issues Commissioner Komjathy's votes were visibly noted and subsequently confirmed as accurate. The situation was reviewed by Commission Counsel and Commissioner Komjathy's votes are included in the minutes of this meeting.*

Executive Director Resta reported that there were five affirmative votes from New Jersey, and three affirmative votes from Pennsylvania.

Executive Director Resta then invited any further questions on the Resolution. No further questions were presented and the Resolution was unanimously adopted.

DELAWARE RIVER JOINT TOLL BRIDGE COMMISSION

Meeting of January 25, 2021

ON-CALL BEAM GUIDE RAIL AND ATTENUATOR REPLACEMENT, CONTRACT TTS-723A, ONE-YEAR EXTENSION

R: 4413-01-21- ENG-02-01-21

Executive Director Resta addressed the Meeting and asked the Commission Members if, after their review, there were any questions.

At the conclusion of the review, Chairman Lavery moved and Commissioner Shahid seconded the adoption of the following Resolution:

"RESOLVED, by the Delaware River Joint Toll Bridge Commission at its Regular Meeting assembled this 25th day of January 2021 that the Commission extend Contract No. TTS-723A, On-Call Beam Guide Rail and Attenuator Replacement with contractor J. Fletcher Creamer & Son, Inc. of Hackensack NJ, for a one-year period using all existing contract conditions including unit pricing and the remaining available contract amount and identify the Operating or General Reserve Fund, as appropriate in each case, as the source of funds required for payment of any invoices.

"RESOLVED: Identify the Operating or General Reserve Fund, as appropriate in each case, as the source of funds required for payment of any invoices.

"RESOLVED: The Executive Director is hereby authorized to approve and execute this contract extension and its associated change order on behalf of the Commission.

"RESOLVED: The Executive Director is hereby authorized to approve and execute all necessary contracts on behalf of the DRJTBC.

Executive Director Resta was requested to conduct a Roll Call Vote.

<u>NEW JERSEY</u>	<u>Yes</u>	<u>No</u>	<u>PENNSYLVANIA</u>	<u>Yes</u>	<u>No</u>
Mr. Lavery	X		Mr. Shahid	X	
Ms. Ciesla	X		Ms. Janvey	X	
Ms. Laurenti	X		Mr. Christy	X	
Mr. Van Vliet	X				
*Mr. Komjathy	X				

**During the meeting, due to computer issues Commissioner Komjathy's votes were visibly noted and subsequently confirmed as accurate. The situation was reviewed by Commission Counsel and Commissioner Komjathy's votes are included in the minutes of this meeting.*

Executive Director Resta reported that there were five affirmative votes from New Jersey, and three affirmative votes from Pennsylvania.

DELAWARE RIVER JOINT TOLL BRIDGE COMMISSION

Meeting of January 25, 2021

Executive Director Resta then invited any further questions on the Resolution. No further questions were presented and the Resolution was unanimously adopted.

PROMOTION OF KEVIN CAVANAUGH TO ACCOUNTANT, ACCOUNTING DEPARTMENT

R: 4414-01-21- PER-01-01-21

Executive Director Resta addressed the Meeting and asked the Commission Members if, after their review, there were any questions.

At the conclusion of the review, Vice Chair Janvey moved and Commissioner Van Vliet seconded the adoption of the following Resolution,

"**RESOLVED**, by the Delaware River Joint Toll Bridge Commission at its Regular Meeting assembled this 25th day of January 2021 that Kevin Cavanaugh be promoted from Junior Accountant to the position of Account, in the Accounting Department. Compensation shall be set at \$69,192 per annum, which is the introductory step in the pay scale for the Accountant position (\$69,192 - \$76,111), in accordance with the salary table approved by the Board of Commissioners at the October 2017 Commission meeting, and effective for all appointments, promotions and reclassifications made on or after November 20, 2017. The promotion to be made pending satisfactory completion of the required personnel processing.

Executive Director Resta was requested to conduct a Roll Call Vote.

<u>NEW JERSEY</u>	<u>Yes</u>	<u>No</u>	<u>PENNSYLVANIA</u>	<u>Yes</u>	<u>No</u>
Mr. Lavery	X		Mr. Shahid	X	
Ms. Ciesla	X		Ms. Janvey	X	
Ms. Laurenti	X		Mr. Christy	X	
Mr. Van Vliet	X				
*Mr. Komjathy	X				

**During the meeting, due to computer issues Commissioner Komjathy's votes were visibly noted and subsequently confirmed as accurate. The situation was reviewed by Commission Counsel and Commissioner Komjathy's votes are included in the minutes of this meeting.*

Executive Director Resta reported that there were five affirmative votes from New Jersey, and three affirmative votes from Pennsylvania.

Executive Director Resta then invited any further questions on the Resolution. No further questions were presented and the Resolution was unanimously adopted.

DELAWARE RIVER JOINT TOLL BRIDGE COMMISSION

Meeting of January 25, 2021

APPROVAL FOR RETIREMENT BENEFITS, THOMAS MCFADDEN, BRIDGE MONITOR II, CENTRAL REGION

R: 4415-01-21-PER-02-01-21

Executive Director Resta addressed the Meeting and asked the Commission Members if, after their review, there were any questions.

At the conclusion of the review, Commissioner Ciesla moved and Commissioner Christy seconded the adoption of the following Resolution,

“RESOLVED: by the Delaware River Joint Toll Bridge Commission at its Regular Meeting assembled this 25th day of January 2021 that, subject to applicable practices and procedures, the Commission approves the provision of retirement benefits to Thomas McFadden who is to retire on April 24, 2021.”

Executive Director Resta was requested to conduct a Roll Call Vote.

<u>NEW JERSEY</u>	<u>Yes</u>	<u>No</u>	<u>PENNSYLVANIA</u>	<u>Yes</u>	<u>No</u>
Mr. Lavery	X		Mr. Shahid	X	
Ms. Ciesla	X		Ms. Janvey	X	
Ms. Laurenti	X		Mr. Christy	X	
Mr. Van Vliet	X				
*Mr. Komjathy	X				

**During the meeting, due to computer issues Commissioner Komjathy’s votes were visibly noted and subsequently confirmed as accurate. The situation was reviewed by Commission Counsel and Commissioner Komjathy’s votes are included in the minutes of this meeting.*

Executive Director Resta reported that there were five affirmative votes from New Jersey, and three affirmative votes from Pennsylvania.

Executive Director Resta then invited any further questions on the Resolution. No further questions were presented and the Resolution was unanimously adopted.

APPROVAL FOR RETIREMENT BENEFITS, JOHN ZARA III, TOLL CORPORAL, TRENTON-MORRISVILLE TOLL BRIDGE

R: 4416-01-21- PER-03-01-21

Executive Director Resta addressed the Meeting and asked the Commission Members if, after their review, there were any questions.

At the conclusion of the review, Vice Chair Janvey moved and Commissioner Laurenti seconded the adoption of the following Resolution,

DELAWARE RIVER JOINT TOLL BRIDGE COMMISSION

Meeting of January 25, 2021

“RESOLVED: by the Delaware River Joint Toll Bridge Commission at its Regular Meeting assembled this 25th day of January 2021 that subject to applicable practices and procedures, the Commission approves the provision of retirement benefits to John Zara III who is to retire on January 19, 2021.

Executive Director Resta was requested to conduct a Roll Call Vote.

<u>NEW JERSEY</u>	<u>Yes</u>	<u>No</u>	<u>PENNSYLVANIA</u>	<u>Yes</u>	<u>No</u>
Mr. Lavery	X		Mr. Shahid	X	
Ms. Ciesla	X		Ms. Janvey	X	
Ms. Laurenti	X		Mr. Christy	X	
Mr. Van Vliet	X				
*Mr. Komjathy	X				

**During the meeting, due to computer issues Commissioner Komjathy’s votes were visibly noted and subsequently confirmed as accurate. The situation was reviewed by Commission Counsel and Commissioner Komjathy’s votes are included in the minutes of this meeting.*

Executive Director Resta reported that there were five affirmative votes from New Jersey, and three affirmative votes from Pennsylvania.

Executive Director Resta then invited any further questions on the Resolution. No further questions were presented and the Resolution was unanimously adopted.

APPROVAL FOR PAYMENT OF INVOICES CHIESA, SHAHINIAN & GIANTOMASI, NJ LABOR COUNSEL

R: 4417-01-21- ACCT -01-01-21

Executive Director Resta addressed the Meeting and asked the Commission Members if, after their review, there were any questions.

At the conclusion of the review, Vice Chair Janvey and Chairman Lavery seconded the adoption of the following Resolution:

“RESOLVED, by the Delaware River Joint Toll Bridge Commission at its Regular Meeting assembled this 25th day of January 2021, via this Resolution, authorization for payment of #520313 and #520312 in the total amount due of \$ 28,060.00 for professional services rendered to Chiesa, Shahinian & Giantomasi, New Jersey Labor Counsel;

“RESOLVED: Identifying the Operating Fund as the source of funds required for any and all disbursements.”

DELAWARE RIVER JOINT TOLL BRIDGE COMMISSION

Meeting of January 25, 2021

Executive Director Resta was requested to conduct a Roll Call Vote.

<u>NEW JERSEY</u>	<u>Yes</u>	<u>No</u>	<u>PENNSYLVANIA</u>	<u>Yes</u>	<u>No</u>
Mr. Lavery	X		Mr. Shahid	X	
Ms. Ciesla	X		Ms. Janvey	X	
Ms. Laurenti	X		Mr. Christy	X	
Mr. Van Vliet	X				
*Mr. Komjathy	X				

**During the meeting, due to computer issues Commissioner Komjathy's votes were visibly noted and subsequently confirmed as accurate. The situation was reviewed by Commission Counsel and Commissioner Komjathy's votes are included in the minutes of this meeting.*

Executive Director Resta reported that there were five affirmative votes from New Jersey, and three affirmative votes from Pennsylvania.

Executive Director Resta then invited any further questions on the Resolution. No further questions were presented and the Resolution was unanimously adopted.

APPROVAL FOR PAYMENT OF INVOICES

FLORIO, PERRUCCI, STEINHARDT AND CAPPELLI, NJ LEGAL COUNSEL

R: 4418-01-21- ACCT -02-01-21

Executive Director Resta addressed the Meeting and asked the Commission Members if, after their review, there were any questions.

At the conclusion of the review, Vice Chair Janvey and Chairman Lavery seconded the adoption of the following Resolution:

“RESOLVED, by the Delaware River Joint Toll Bridge Commission at its Regular Meeting assembled this 25th day of January 2021, via this Resolution, authorization for payment of #191029, and #191027 in the total amount due of \$ 540.00 for Capital and Non-Capital Professional Services to Florio, Perrucci, Steinhardt and Cappelli, NJ Legal Counsel.

“RESOLVED: Identifying the Operating Fund as the source of funds required for any and all disbursements.”

Executive Director Resta was requested to conduct a Roll Call Vote.

<u>NEW JERSEY</u>	<u>Yes</u>	<u>No</u>	<u>PENNSYLVANIA</u>	<u>Yes</u>	<u>No</u>
Mr. Lavery	X		Mr. Shahid	X	
Ms. Ciesla	X		Ms. Janvey	X	
Ms. Laurenti	X		Mr. Christy	X	
Mr. Van Vliet	X				
*Mr. Komjathy	X				

DELAWARE RIVER JOINT TOLL BRIDGE COMMISSION

Meeting of January 25, 2021

**During the meeting, due to computer issues Commissioner Komjathy's votes were visibly noted and subsequently confirmed as accurate. The situation was reviewed by Commission Counsel and Commissioner Komjathy's votes are included in the minutes of this meeting.*

Executive Director Resta reported that there were five affirmative votes from New Jersey, and three affirmative votes from Pennsylvania.

Executive Director Resta then invited any further questions on the Resolution. No further questions were presented and the Resolution was unanimously adopted.

APPROVAL FOR PAYMENT OF INVOICES ARCHER LAW, PA LEGAL COUNSEL

R: 4419-01-21- ACCT -03-01-21

Executive Director Resta addressed the Meeting and asked the Commission Members if, after their review, there were any questions.

At the conclusion of the review, Vice Chair Janvey and Chairman Lavery seconded the adoption of the following Resolution:

“RESOLVED, by the Delaware River Joint Toll Bridge Commission at its Regular Meeting assembled this 25th day of January 2021, via this Resolution, authorization for payment of invoices #4206481, #4206479 and #4206480 in the total amount due of \$ 13,055.26 for Professional Services Rendered. Please refer to the Invoice Distribution Sheet for breakdown of Source of Funds and Account Numbers.

“RESOLVED: Identifying the Operating Fund as the source of funds required for any and all disbursements.”

Executive Director Resta was requested to conduct a Roll Call Vote.

<u>NEW JERSEY</u>	<u>Yes</u>	<u>No</u>	<u>PENNSYLVANIA</u>	<u>Yes</u>	<u>No</u>
Mr. Lavery	X		Mr. Shahid	X	
Ms. Ciesla	X		Ms. Janvey	X	
Ms. Laurenti	X		Mr. Christy	X	
Mr. Van Vliet	X				
*Mr. Komjathy	X				

**During the meeting, due to computer issues Commissioner Komjathy's votes were visibly noted and subsequently confirmed as accurate. The situation was reviewed by Commission Counsel and Commissioner Komjathy's votes are included in the minutes of this meeting.*

DELAWARE RIVER JOINT TOLL BRIDGE COMMISSION

Meeting of January 25, 2021

Executive Director Resta reported that there were five affirmative votes from New Jersey, and three affirmative votes from Pennsylvania.

Executive Director Resta then invited any further questions on the Resolution. No further questions were presented and the Resolution was unanimously adopted.

INVITE ANY COMMENTS FROM THE PUBLIC

Executive Director Resta invited any Comments from the public.

SCHEDULING OF THE FEBRUARY 22, 2021 MEETING

Executive Director Resta addressed the Meeting and stated that the Commission's next meeting will be scheduled to be held Monday, February 22, 2021.

The Meeting will be called to Order at 10:30 a.m. at the Scudder Falls Administration Building, 1199 Woodside Road, Yardley, PA 19067.

Executive Director Resta assured the Commission Members that an "Official Notice of Meeting" would be forwarded to each and every Member of the Commission.

ADJOURNMENT

Executive Director Resta invited a motion for Adjournment.

Commissioner Van Vliet then moved that the Meeting be adjourned and Chairman Lavery seconded the motion. The voice vote was unanimously affirmative and the Meeting was adjourned at 10:59 am, Monday, January 25, 2021.


DELAWARE RIVER JOINT TOLL BRIDGE COMMISSION

Meeting of January 25, 2021

Prepared and submitted by:


HEATHER MCCONNELL
Administrative Generalist Executive Offices

Attested by:


ARNOLD J. CONOLINE
Assistant Secretary/Treasurer

Approved by:


JOSEPH J. RESTA
Executive Director

DELAWARE RIVER JOINT TOLL BRIDGE COMMISSION
Meeting of January 25, 2021

FINANCE

The following Pages reflect the reports on those items assigned to the Finance Department. Each item is reported separately and page numbered accordingly.

DELAWARE RIVER JOINT TOLL BRIDGE COMMISSION

Meeting of January 25, 2021

SUBJECT	DESCRIPTION	PAGE NUMBER
Accounting	Status of Cash Balances at December 31, 2020	1
Accounting	Status of Bond Retirement at December 31, 2020	2
Accounting	Status of Investments at December 31, 2020	3-6
Accounting	Status of Toll Traffic and Revenue & Toll Supported Traffic Month of December 2020 Compared with Month of December 2019	7-23
Accounting	Statistical Summary of Expenditures on Toll Bridges and Toll Supported Bridges Accounts for the Period December 1, 2020 through December 31, 2020	24-32
Accounting	Statement of Revenue and Expenses: Twelve Months Period ending December 31, 2020	33

DELAWARE RIVER JOINT TOLL BRIDGE COMMISSION

Meeting of January 25, 2021

**There follows Cash Balances of the Commission at December 31, 2020 for the
information and review of the Members:**

COMMISSION CASH DEPOSITS

Wells Fargo Bank, N. A.

Revenue Fund	6,826,503
Payroll Fund	5,701
Insurance Clearing Account	750,000
TOTAL	\$ 7,582,204

CASH DEPOSIT GUARANTEES

Wells Fargo Bank	PA ACT 72	FULL BALANCE
-------------------------	------------------	---------------------

DELAWARE RIVER JOINT TOLL BRIDGE COMMISSION

Meeting of January 25, 2021

STATUS OF BRIDGE REVENUE BONDS AT DECEMBER 31, 2020

	SERIES 2012A			SERIES 2015			SERIES 2017			SERIES 2019A			SERIES 2019B			Total	
Maturity	Yield	Principal Amount	Maturities & Calls	Yield	Principal Amount	Maturities & Calls	Yield	Principal Amount	Maturities & Calls	Yield	Principal Amount	Maturities & Calls	Yield	Principal Amount	Maturities & Calls	Average Yield	Remaining Outstanding
7/1/2012																	
7/1/2013	0.35%	4,435,000	4,435,000														
7/1/2014		N/A															
7/1/2015		N/A															
7/1/2016	0.85%	1,030,000	1,030,000														
7/1/2017	1.09%	1,065,000	1,065,000														
7/1/2018	1.33%	1,100,000	1,100,000														
7/1/2019	1.61%	1,145,000	1,145,000	0	2,410,000	2,410,000											
7/1/2020	1.90%	1,195,000	1,195,000	1.62%	2,540,000	2,540,000	1.00%	945,000	945,000	1.17%	505,000	505,000	1.17%	6,015,000	6,015,000		-
7/1/2021	2.14%	6,825,000		1.86%	2,540,000		1.00%	875,000		1.20%	435,000		1.20%	5,945,000		1.68%	16,620,000
7/1/2022	2.33%	4,000,000		2.10%	2,695,000		1.81%	1,740,000		1.23%	455,000		1.23%	6,255,000		1.74%	15,145,000
7/1/2022	2.33%	3,165,000								0.00%						2.33%	3,165,000
7/1/2023	2.50%	7,445,000		2.34%	2,795,000		2.03%	1,865,000		1.25%	480,000		1.25%	6,565,000		1.97%	19,150,000
7/1/2024	2.60%	7,815,000	7,815,000	2.43%	2,935,000		2.31%	1,970,000		1.31%	8,015,000		1.31%	6,830,000		1.58%	19,750,000
7/1/2025	2.67%	8,205,000	8,205,000	2.55%	3,015,000		2.52%	1,070,000		1.40%	8,170,000		1.40%	7,195,000		1.64%	19,450,000
7/1/2026	2.73%	5,000,000	5,000,000	2.73%	3,180,000					1.49%	8,585,000		1.49%	7,515,000		1.69%	19,280,000
7/1/2026	3.01%	3,620,000	3,620,000														-
7/1/2027	3.06%	7,015,000	7,015,000	3.10%	4,540,000		2.80%	20,000		1.59%	5,800,000		1.59%	7,880,000		1.97%	18,240,000
7/1/2027	3.12%	2,000,000														3.12%	2,000,000
7/1/2028	3.17%	9,355,000	9,355,000	3.28%	3,380,000		2.95%	35,000		1.69%	9,410,000		1.69%	8,300,000		1.95%	21,125,000
7/1/2029	3.21%	1,345,000		3.04%	3,480,000	3,480,000	3.08%	8,380,000		1.77%	3,725,000		1.77%	8,670,000		2.35%	22,120,000
7/1/2030	3.27%	1,385,000		3.10%	3,670,000	3,670,000	3.19%	8,845,000		1.85%	3,930,000		1.85%	9,045,000		2.45%	23,205,000
7/1/2031		N/A		3.14%	3,785,000	3,785,000	3.27%	10,765,000		1.91%	4,055,000		1.91%	9,520,000		2.51%	24,340,000
7/1/2032		N/A		3.55%	545,000		3.35%	14,735,000		1.97%	725,000		1.97%	9,995,000		2.79%	26,000,000
7/1/2033		N/A		3.56%	10,595,000		3.41%	15,715,000		2.09%	760,000					3.43%	27,070,000
7/1/2034		N/A		3.60%	11,020,000		3.47%	16,500,000		2.16%	800,000					3.48%	28,320,000
7/1/2035		N/A		3.64%	11,460,000		3.52%	17,325,000		2.21%	835,000					3.53%	29,620,000
7/1/2036		N/A		3.73%	11,920,000		3.56%	18,190,000		2.25%	880,000					3.59%	30,990,000
7/1/2037		N/A			N/A		3.59%	22,015,000		2.29%	925,000					3.54%	22,940,000
7/1/2038		N/A			N/A		3.64%	23,115,000		2.32%	970,000					3.59%	24,085,000
7/1/2039		N/A			N/A		3.64%	24,270,000		2.35%	1,020,000					3.59%	25,290,000
7/1/2040		N/A			N/A		3.64%	25,485,000		2.50%	1,070,000					3.59%	26,555,000
7/1/2041		N/A			N/A		3.64%	26,760,000		2.50%	1,125,000					3.59%	27,885,000
7/1/2042		N/A			N/A		3.64%	28,100,000		2.50%	1,180,000					3.59%	29,280,000
7/1/2043		N/A			N/A		3.69%	15,930,000		2.50%	1,240,000					3.60%	17,170,000
7/1/2043		N/A			N/A		4.04%	13,575,000								4.04%	13,575,000
7/1/2044		N/A			N/A		3.69%	16,590,000		2.50%	1,300,000					3.60%	17,890,000
7/1/2044		N/A			N/A		4.04%	14,255,000								4.04%	14,255,000
7/1/2045		N/A			N/A		3.69%	17,275,000		3.04%	1,365,000					3.64%	18,640,000
7/1/2045		N/A			N/A		4.04%	14,965,000								4.04%	14,965,000
7/1/2046		N/A			N/A		3.69%	17,990,000		3.04%	1,405,000					3.64%	19,395,000
7/1/2046		N/A			N/A		4.04%	15,715,000								4.04%	15,715,000
7/1/2047		N/A			N/A		3.69%	18,745,000		3.04%	1,450,000					3.64%	20,195,000
7/1/2047		N/A			N/A		4.04%	16,490,000								4.04%	16,490,000
7/1/2048										3.04%	1,490,000					3.04%	1,490,000
7/1/2049										3.04%	1,535,000					3.04%	1,535,000
		\$ 77,145,000	\$ 50,980,000		\$ 86,505,000	\$ 15,885,000		\$ 430,250,000	\$ 945,000		\$ 73,640,000	\$ 505,000		\$ 99,730,000	\$ 6,015,000		\$ 692,940,000

Footnote:

**Delaware River Joint TBC
Purchases Report
Sorted by Purchase Date - Maturity Date
December 1, 2020 - December 31, 2020**

CUSIP	Investment #	Fund	Sec. Type	Issuer	Original Par Value	Purchase Date	Payment Periods	Principal Purchased	Accrued Interest at Purchase	Rate at Purchase	Maturity Date	YTM	Ending Book Value
55607KRG3	10851	01GRF	ACP	MACQUA	7,000,000.00	12/04/2020	04/16 - At Maturity	6,993,534.66		0.250	04/16/2021	0.250	6,994,895.78
55607KRG3	10852	06CF19A	ACP	MACQUA	3,000,000.00	12/04/2020	04/16 - At Maturity	2,997,229.14		0.250	04/16/2021	0.250	2,997,812.48
62479LSQ9	10853	01GRF	ACP	MUFGBA	5,000,000.00	12/08/2020	05/24 - At Maturity	4,994,201.40		0.250	05/24/2021	0.250	4,995,034.73
06742VQ95	10849	01GRF	ACP	BARCLA	11,000,000.00	12/07/2020	08/30 - At Maturity	10,973,991.05		0.320	08/30/2021	0.325	10,976,435.50
06742VQ95	10850	06CF19A	ACP	BARCLA	5,000,000.00	12/07/2020	08/30 - At Maturity	4,988,177.75		0.320	08/30/2021	0.325	4,989,288.86
166764AH3	10854	06CF19A	FAC	CHEVRO	2,500,000.00	12/16/2020	12/24 - 06/24	2,662,425.00	38,114.72	3.191	06/24/2023	0.319	2,659,741.77
Total Purchases					33,500,000.00			33,609,559.00	38,114.72				33,613,209.12



**Delaware River Joint TBC
Investment Classification
Sorted by Fund - Maturity Date
December 31, 2020**

DRJTBC

CUSIP	Investment #	Fund	Issuer	Investment Class	Par Value	YTM	Maturity Date	Market Price	Market Date	Market Value	Book Value	Reported Value
Debt Service Fund												
38145C752	10113	01DSF	Goldman Sachs IIa Fed Port	Amort	16,302,113.33	0.006		100.000	12/31/2020	16,302,113.33	16,302,113.33	16,302,113.33
Subtotal					16,302,113.33	0.006				16,302,113.33	16,302,113.33	16,302,113.33
General Reserve Fund												
38145C752	10115	01GRF	Goldman Sachs IIa Fed Port	Amort	0.00	0.822		100.000	12/31/2020	0.00	0.00	0.00
PAINVEST	10050	01GRF	PA Invest	Amort	0.00			100.000	12/31/2020	0.00	0.00	0.00
PAINVEST	10462	01GRF	PA Invest	Amort	27,503,611.94	0.061		100.000	12/31/2020	27,503,611.94	27,503,611.94	27,503,611.94
419792YK6	10807	01GRF	State of Hawaii	Fair	1,500,000.00	0.819	01/01/2021	100.000	12/31/2020	1,500,000.00	1,500,000.00	1,500,000.00
59217GCL1	10672	01GRF	METLIFE	Fair	6,000,000.00	2.893	01/08/2021	100.018	12/31/2020	6,001,092.54	5,999,445.90	6,001,092.54
83369BPN0	10819	01GRF	Societe Generale	Fair	7,000,000.00	0.468	02/22/2021	99.978	12/31/2020	6,998,523.00	6,995,348.89	6,998,523.00
80285PQ39	10836	01GRF	BANCO SANTANDER	Fair	10,000,000.00	0.230	03/03/2021	99.973	12/31/2020	9,997,380.00	9,996,102.79	9,997,380.00
20271RAP5	10758	01GRF	Commonwealth Bank Australia	Fair	5,000,000.00	2.046	03/15/2021	100.455	12/31/2020	5,022,796.85	5,005,067.24	5,022,796.85
05970RR56	10833	01GRF	BANCO SANTANDER	Fair	12,000,000.00	0.357	04/05/2021	99.939	12/31/2020	11,992,680.00	11,989,033.31	11,992,680.00
55607KRG3	10851	01GRF	Macquarie Group	Fair	7,000,000.00	0.250	04/16/2021	99.922	12/31/2020	6,994,554.00	6,994,895.78	6,994,554.00
16536HS77	10834	01GRF	Chesham Finance	Fair	10,000,000.00	0.336	05/07/2021	99.899	12/31/2020	9,989,990.00	9,988,450.00	9,989,990.00
62479LSQ9	10853	01GRF	MUFG Bank Ltd	Fair	5,000,000.00	0.250	05/24/2021	99.915	12/31/2020	4,995,795.00	4,995,034.73	4,995,795.00
912828Y20	10769	01GRF	U.S. Treasury	Fair	7,800,000.00	1.626	07/15/2021	101.347	12/31/2020	7,905,117.17	7,840,805.84	7,905,117.17
2254EAV91	10848	01GRF	Credit Suisse 355	Fair	7,000,000.00	0.273	08/09/2021	99.852	12/31/2020	6,989,689.00	6,988,450.00	6,989,689.00
06742VQ95	10849	01GRF	Barclays US Funding LLC	Fair	11,000,000.00	0.324	08/30/2021	99.802	12/31/2020	10,978,319.00	10,976,435.50	10,978,319.00
86960BAQ5	10679	01GRF	Svenska Handelsbanken	Fair	6,191,000.00	2.859	09/07/2021	101.124	12/31/2020	6,260,637.05	6,151,038.77	6,260,637.05
89233P5F99	10677	01GRF	TOYOTA Motor Credit CP	Fair	1,400,000.00	2.680	09/15/2021	102.154	12/31/2020	1,430,161.42	1,406,824.85	1,430,161.42
912828YP9	10842	01GRF	U.S. Treasury	Fair	6,000,000.00	0.127	10/31/2021	101.148	12/31/2020	6,068,906.28	6,068,299.18	6,068,906.28
419792YL4	10808	01GRF	State of Hawaii	Fair	1,500,000.00	1.740	01/01/2022	102.576	12/31/2020	1,538,640.86	1,515,137.01	1,538,640.86
63254AAU2	10676	01GRF	National Australia Bank Ltd	Fair	3,200,000.00	3.096	01/10/2022	102.602	12/31/2020	3,283,264.67	3,190,745.39	3,283,264.67
78012KZG5	10678	01GRF	Royal Bank of Canada	Fair	5,000,000.00	2.698	02/01/2022	102.710	12/31/2020	5,135,521.30	5,002,607.56	5,135,521.30
678519C72	10818	01GRF	Oklahoma City, OK	Fair	2,170,000.00	0.845	03/01/2022	102.678	12/31/2020	2,228,118.91	2,217,739.33	2,228,118.91
57629WCD0	10681	01GRF	Mass Mutual Global	Fair	5,000,000.00	2.599	04/13/2022	102.870	12/31/2020	5,143,547.25	4,993,865.38	5,143,547.25
64952WCS0	10801	01GRF	New York Life Global	Fair	1,000,000.00	1.729	06/10/2022	102.945	12/31/2020	1,029,457.57	1,008,015.81	1,029,457.57
961214DQ3	10766	01GRF	WestPac Banking Corp	Fair	6,000,000.00	1.860	06/28/2022	103.400	12/31/2020	6,204,050.16	6,055,565.43	6,204,050.16
961214DQ3	10776	01GRF	WestPac Banking Corp	Fair	8,416,000.00	1.945	06/28/2022	103.400	12/31/2020	8,702,214.36	8,483,517.74	8,702,214.36
57629WBR0	10799	01GRF	Mass Mutual Global	Fair	2,260,000.00	1.730	10/17/2022	103.950	12/31/2020	2,349,282.34	2,290,371.43	2,349,282.34
59217GAX7	10800	01GRF	METLIFE	Fair	1,000,000.00	1.764	01/10/2023	105.377	12/31/2020	1,053,770.03	1,024,269.68	1,053,770.03

Data Updated: ~REPORT~: 01/05/2021 13:31

Run Date: 01/05/2021 - 13:32

Portfolio DRJ
AP
IC (PRF_IC) 7.1.1
Report Ver. 7.3.2

Delaware River Joint TBC
Investment Classification
December 31, 2020

Page 2

CUSIP	Investment #	Fund	Issuer	Investment Class	Par Value	YTM	Maturity Date	Market Price	Market Date	Market Value	Book Value	Reported Value
General Reserve Fund												
3134GV5M6	10823	01GRF	Federal Home Loan Mtg Corp	Fair	3,510,000.00	0.400	07/14/2023	100.145	12/31/2020	3,515,118.67	3,510,000.00	3,515,118.67
3136G46A6	10841	01GRF	Federal National Mtg Assn	Fair	8,000,000.00	0.299	10/27/2023	100.097	12/31/2020	8,007,774.64	8,000,000.00	8,007,774.64
010411CQ7	10806	01GRF	State of Alabama	Fair	1,475,000.00	1.730	11/01/2023	107.149	12/31/2020	1,580,449.80	1,534,289.56	1,580,449.80
3136G4D75	10825	01GRF	Federal National Mtg Assn	Fair	2,500,000.00	0.599	07/29/2025	100.292	12/31/2020	2,507,306.48	2,500,000.00	2,507,306.48
				Subtotal	181,425,611.94	0.950				182,907,770.29	181,724,969.04	182,907,770.29
Operating Fund												
38145C752	10108	01OF	Goldman Sachs Ila Fed Port	Amort	4,813.17	0.006		100.000	12/31/2020	4,813.17	4,813.17	4,813.17
912796UC1	10827	01OF	U.S. Treasury	Fair	6,338,000.00	0.098	01/28/2021	99.996	12/31/2020	6,337,788.18	6,337,538.90	6,337,788.18
				Subtotal	6,342,813.17	0.098				6,342,601.35	6,342,352.07	6,342,601.35
Reserve Maintenance Fund												
38145C752	10106	01RMF	Goldman Sachs Ila Fed Port	Amort	5,583.09	0.006		100.000	12/31/2020	5,583.09	5,583.09	5,583.09
912796UC1	10826	01RMF	U.S. Treasury	Fair	5,822,500.00	0.098	01/28/2021	99.996	12/31/2020	5,822,305.41	5,822,076.40	5,822,305.41
				Subtotal	5,828,083.09	0.098				5,827,888.50	5,827,659.49	5,827,888.50
Scudder Falls Insurance Reserv												
38145C752	10506	01SFIR	Goldman Sachs Ila Fed Port	Amort	185.92	0.001		100.000	12/31/2020	185.92	185.92	185.92
9127964N6	10838	01SFIR	U.S. Treasury	Fair	4,066,000.00	0.060	03/18/2021	99.972	12/31/2020	4,064,861.52	4,065,484.97	4,064,861.52
				Subtotal	4,066,185.92	0.060				4,065,047.44	4,065,670.89	4,065,047.44
Construction Fund 2019A												
38145C752	10713	06CF19A	Goldman Sachs Ila Fed Port	Amort	0.00	1.231		100.000	12/31/2020	0.00	0.00	0.00
PAINVEST	10752	06CF19A	PA Invest	Amort	6,635,351.40	0.061		100.000	12/31/2020	6,635,351.40	6,635,351.40	6,635,351.40
53948AQB0	10824	06CF19A	Lloyd Bank Corp	Fair	7,000,000.00	0.358	03/11/2021	99.949	12/31/2020	6,996,472.00	6,995,283.93	6,996,472.00
86960BAL6	10726	06CF19A	Svenska Handelsbanken	Fair	3,000,000.00	2.086	03/30/2021	100.533	12/31/2020	3,015,991.77	3,002,634.04	3,015,991.77
55607KRG3	10852	06CF19A	Macquarie Group	Fair	3,000,000.00	0.250	04/16/2021	99.922	12/31/2020	2,997,666.00	2,997,812.48	2,997,666.00
85324TRN8	10839	06CF19A	Standard Chart	Fair	5,600,000.00	0.243	04/22/2021	99.922	12/31/2020	5,595,671.20	5,595,855.98	5,595,671.20
037833AR1	10717	06CF19A	Apple Inc	Fair	2,500,000.00	1.909	05/06/2021	100.896	12/31/2020	2,522,424.43	2,507,981.15	2,522,424.43
40588LSE0	10835	06CF19A	Halkin Fin LLC	Fair	10,000,000.00	0.305	05/14/2021	99.894	12/31/2020	9,989,400.00	9,988,916.67	9,989,400.00
90327QCY3	10728	06CF19A	USAA CAP CORP	Fair	2,330,000.00	2.017	06/01/2021	100.723	12/31/2020	2,346,862.61	2,329,823.92	2,346,862.61
01306MT75	10837	06CF19A	Alberta Province	Fair	3,000,000.00	0.222	06/07/2021	99.902	12/31/2020	2,997,060.00	2,997,121.66	2,997,060.00
53948AU25	10840	06CF19A	Lloyd Bank Corp	Fair	6,000,000.00	0.273	07/02/2021	99.857	12/31/2020	5,991,444.00	5,991,810.00	5,991,444.00
64952WDA8	10719	06CF19A	New York Life Global	Fair	2,000,000.00	2.076	08/06/2021	101.778	12/31/2020	2,035,560.94	2,013,664.44	2,035,560.94
2254EAV91	10847	06CF19A	Credit Suisse 355	Fair	3,000,000.00	0.273	08/09/2021	99.852	12/31/2020	2,995,581.00	2,995,050.00	2,995,581.00
06742VQ95	10850	06CF19A	Barclays US Funding LLC	Fair	5,000,000.00	0.324	08/30/2021	99.802	12/31/2020	4,990,145.00	4,989,288.86	4,990,145.00

Data Updated: ~REPORT~: 01/05/2021 13:31

Run Date: 01/05/2021 - 13:32

Portfolio DRJ
AP
IC (PRF_IC) 7.1.1
Report Ver. 7.3.2

Delaware River Joint TBC
Investment Classification
December 31, 2020

Page 3

CUSIP	Investment #	Fund	Issuer	Investment Class	Par Value	YTM	Maturity Date	Market Price	Market Date	Market Value	Book Value	Reported Value
Construction Fund 2019A												
9127964L0	10846	06CF19A	U.S. Treasury	Fair	2,000,000.00	0.112	09/09/2021	99.943	12/31/2020	1,998,863.72	1,998,449.38	1,998,863.72
912828YP9	10844	06CF19A	U.S. Treasury	Fair	3,000,000.00	0.127	10/31/2021	101.148	12/31/2020	3,034,453.14	3,034,149.59	3,034,453.14
3130AABG2	10845	06CF19A	Federal Home Loan Bank	Fair	1,330,000.00	0.132	11/29/2021	101.605	12/31/2020	1,351,346.55	1,351,094.28	1,351,346.55
771196BM3	10725	06CF19A	ROCHE HLDGS INC	Fair	3,000,000.00	2.049	01/28/2022	101.474	12/31/2020	3,044,247.69	2,990,641.72	3,044,247.69
78012KZG5	10720	06CF19A	Royal Bank of Canada	Fair	1,500,000.00	2.057	02/01/2022	102.710	12/31/2020	1,540,656.39	1,510,922.18	1,540,656.39
3130AJ4F3	10802	06CF19A	Federal Home Loan Bank	Fair	7,200,000.00	1.600	08/24/2022	100.213	12/31/2020	7,215,404.04	7,200,000.00	7,215,404.04
912828YF1	10843	06CF19A	U.S. Treasury	Fair	1,000,000.00	0.143	09/15/2022	102.355	12/31/2020	1,023,550.00	1,023,055.42	1,023,550.00
166764AH3	10854	06CF19A	Chevron Corp	Fair	2,500,000.00	0.319	06/24/2023	106.493	12/31/2020	2,662,333.85	2,659,741.77	2,662,333.85
Subtotal					80,595,351.40	0.687				80,980,485.73	80,808,648.87	80,980,485.73
Debt Service Reserve Fund 2012												
38145C752	10260	06DSRF12A	Goldman Sachs IIa Fed Port	Amort	6,646.59	0.006		100.000	12/31/2020	6,646.59	6,646.59	6,646.59
912796UC1	10828	06DSRF12A	U.S. Treasury	Fair	2,866,000.00	0.098	01/28/2021	99.996	12/31/2020	2,865,904.22	2,865,791.49	2,865,904.22
Subtotal					2,872,646.59	0.098				2,872,550.81	2,872,438.08	2,872,550.81
Debt Service Reserve Fund 2015												
38145C752	10349	06DSRF15	Goldman Sachs IIa Fed Port	Amort	7,301.89	0.006		100.000	12/31/2020	7,301.89	7,301.89	7,301.89
912796UC1	10829	06DSRF15	U.S. Treasury	Fair	12,756,000.00	0.098	01/28/2021	99.996	12/31/2020	12,755,573.69	12,755,071.98	12,755,573.69
Subtotal					12,763,301.89	0.098				12,762,875.58	12,762,373.87	12,762,875.58
Debt Service Reserve Fund 2017												
38145C752	10425	06DSRF17	Goldman Sachs IIa Fed Port	Amort	10,259.94	0.006		100.000	12/31/2020	10,259.94	10,259.94	10,259.94
912796UC1	10830	06DSRF17	U.S. Treasury	Fair	30,639,000.00	0.098	01/28/2021	99.996	12/31/2020	30,637,976.04	30,636,770.97	30,637,976.04
Subtotal					30,649,259.94	0.098				30,648,235.98	30,647,030.91	30,648,235.98
Debt Service Reserve Fund 19A												
38145C752	10712	06DSRF19A	Goldman Sachs IIa Fed Port	Amort	5,928.85	0.006		100.000	12/31/2020	5,928.85	5,928.85	5,928.85
912796UC1	10831	06DSRF19A	U.S. Treasury	Fair	3,846,500.00	0.098	01/28/2021	99.996	12/31/2020	3,846,371.45	3,846,220.16	3,846,371.45
Subtotal					3,852,428.85	0.098				3,852,300.30	3,852,149.01	3,852,300.30
Total					344,697,796.12	0.680				346,561,869.31	345,205,405.56	346,561,869.31

Data Updated: ~REPORT~: 01/05/2021 13:31

Run Date: 01/05/2021 - 13:32

Portfolio DRJ
AP
IC (PRF_IC) 7.1.1
Report Ver. 7.3.2

DELAWARE RIVER JOINT TOLL BRIDGE COMMISSION
Meeting of January 25, 2021
TOLL TRAFFIC AND REVENUE STATISTICS (December 2020)

Summary: The Commission experienced a decrease in total toll revenue for December 2020 in comparison to the December 2019 traffic and revenue statistics. Total toll traffic also reflected a decrease for the month.

Analysis of December 2020 / December 2019 toll revenue data comparison:

- An overall toll revenue decrease of 4.66 percent was recorded at the Commission's eight toll bridges for the month of December.
- Commercial-vehicle toll revenue reflected a 5.12 percent increase.
- Passenger-vehicle toll revenue generated a 28.16 percent decrease.

Analysis of December 2020 / December 2019 traffic data comparison:

- Total toll traffic decreased by 940,756 vehicles, or 23.51 percent for the month.
- Commercial-vehicle traffic increased by 26,938 vehicles, or 5.12 percent.
- Passenger-vehicle toll traffic decreased by 967,694 vehicles, or 27.85 percent.
- Average daily toll traffic for the Commission's eight toll bridges for December 2020 was 98,729 total vehicles as compared to the 129,076 total vehicles recorded on the toll bridges in December 2019.
- Total recorded westbound traffic volume at the Commission's vehicular toll supported bridges for December 2020 decreased by 251,575 vehicles, or 14.1 percent when compared to December 2019. Average daily westbound traffic on the toll supported bridges was 49,259 vehicles in December 2020 as compared to 57,374 vehicles in December 2019.

[It should be noted that the Scudder Falls Bridge converted from a toll supported bridge to a toll bridge on July 14, 2019].

Traffic analysis for 2020 YTD:

- Total YTD toll traffic for the eight toll bridges recorded a 14.83 percent decrease for 2020 as compared to 2019. Commission YTD toll revenue reflected a 1.43 percent decrease for 2020.

YTD Toll Traffic and Revenue Analysis		
Total Toll Traffic Change	SFB Toll Traffic Change	Non-AET TB Traffic Change
-6,670,648	1,345,876	-8,016,524
-14.83%	4.72%	-19.55%
Total Toll Revenue Change	SFB Toll Revenue Change	Non-AET TB Toll Revenue Change
-\$2,039,468.37	\$4,161,310.02	-\$6,200,778.39
-1.43%	3.20%	-4.63%

- Westbound traffic on the toll supported bridges reflected a 28.6 percent decrease for 2020 as compared to 2019.

REGION REVIEW:

Southern Region

Total toll traffic at Trenton-Morrisville (TM) reflected a 25.36 percent decrease for December 2020 when compared to December 2019 as the result of the decrease of 215,594 cars and the increase of 12,702 trucks. The Scudder Falls Bridge (SFB) recorded a 38.62 percent decrease for the month of December 2020 compared to December 2019 due to the combined decreases of 261,722 cars and 448 trucks. At New Hope-Lambertville (NHL), decreases of 50,284 cars and 296 trucks generated an overall decrease of 32.39 percent in total toll traffic for December 2020 as compared to December 2019.

Central Region

The I-78 Toll Bridge recorded a decrease of 20.49 percent in total toll traffic for the month of December 2020 when compared to December 2019 as the result of the decrease of 213,954 cars and the increase of 15,895 trucks. At the Easton-Phillipsburg (EP) Toll Bridge, the decrease of 84,682 passenger vehicles combined with the decrease of 1,699 trucks resulted in a 19.34 percent decrease in total toll traffic for December 2020 as compared to December 2019.

Northern Region

Portland-Columbia (PC) recorded a 19.25 percent decrease in total toll traffic during December 2020 compared to December 2019 as the result of the combined decreases of 18,544 automobiles and 1,088 trucks. At the Delaware Water Gap (DWG) Toll Bridge, the decrease of 117,713 passenger vehicles combined with the increase of 1,295 trucks generated an overall decrease of 15.32 percent in total toll traffic for December 2020 when compared to December 2019. At Milford-Montague (MM), the decreases of 5,201 passenger vehicles and the increase of 577 trucks produced a 5.07 percent decrease in total toll traffic for December 2020 as compared to December 2019.

E-ZPass Penetration Rates

The table below provides a comparison of the *E-ZPass* penetration rates for the Commission's eight (8) toll bridges for the months of December, 2020 and December, 2019, and the year-to-date periods ending December 31, 2020 and December 31, 2019.

		<i>E-ZPass</i> PENETRATION RATES					
		Dec. 2020	Dec. 2019	Change in Monthly Percentage	YTD 2020	YTD 2019	Change in YTD Percentage
All Toll Bridges	Cars	75.94	74.92	1.02	77.20	72.67	4.53
	Trucks	92.79	90.97	1.82	92.74	90.38	2.36
	Total	78.99	77.03	1.96	79.84	75.12	4.72
Trenton - Morrisville	Cars	70.83	69.63	1.20	72.46	68.87	3.59
	Trucks	92.89	91.05	1.84	93.14	91.35	1.79
	Total	73.64	71.33	2.31	74.81	70.56	4.25
Scudder Falls	Cars	89.85	89.90	-0.05	90.03	87.95	2.08
	Trucks	87.26	84.05	3.21	85.47	83.01	2.46
	Total	89.63	89.59	0.04	89.67	87.66	2.01
New Hope - Lambertville	Cars	87.12	85.83	1.29	87.31	84.74	2.57
	Trucks	90.77	90.62	0.15	91.02	88.39	2.63
	Total	87.43	86.11	1.32	87.63	84.97	2.66
I-78	Cars	74.76	73.28	1.48	75.91	73.21	2.70
	Trucks	93.96	92.02	1.94	94.00	91.11	2.89
	Total	81.63	78.30	3.33	81.99	78.01	3.98
Easton - Phillipsburg	Cars	72.65	71.03	1.62	74.53	70.24	4.29
	Trucks	87.20	86.74	0.46	87.76	84.90	2.86
	Total	73.68	71.98	1.70	75.46	71.10	4.36
Portland - Columbia	Cars	67.23	63.94	3.29	68.74	64.02	4.72
	Trucks	91.49	91.80	-0.31	91.83	91.73	0.10
	Total	69.28	66.13	3.15	70.69	66.48	4.21
Delaware Water Gap	Cars	74.36	70.71	3.65	75.71	70.45	5.26
	Trucks	93.16	91.80	1.36	93.25	90.88	2.37
	Total	77.93	74.07	3.86	78.88	73.68	5.20
Milford - Montague	Cars	69.28	65.63	3.65	71.43	65.60	5.83
	Trucks	88.65	84.69	3.96	87.10	82.67	4.43
	Total	70.04	66.22	3.82	71.97	66.16	5.81

DELAWARE RIVER JOINT TOLL BRIDGE COMMISSION

ALL TOLL BRIDGES

COMPARATIVE STATEMENT OF TOLL TRAFFIC AND REVENUE

DECEMBER 2020

JANUARY 1, 2019 DECEMBER 31, 2019 365 DAYS		JANUARY 1, 2020 DECEMBER 31, 2020 366 DAYS		MONTH OF DECEMBER 2020 31 DAYS		MONTH OF DECEMBER 2020 31 DAYS		
NUMBER OF VEHICLES	TOTAL REVENUE	NUMBER OF VEHICLES	TOTAL REVENUE	VEHICLE CLASS	NUMBER OF VEHICLES	TOTAL REVENUE	NUMBER OF VEHICLES	TOTAL REVENUE
38,758,879	\$ 40,550,482.15	31,816,219	\$ 33,968,270.45	Passenger	2,507,563	\$ 2,671,354.10	3,475,257	\$ 3,736,290.40
-	(1,501,097.75)	-	(1,288,659.48)	Discounts *	-	(90,250.35)	-	(143,622.15)
38,758,879	\$ 39,049,384.40	31,816,219	\$ 32,679,610.97	TOTAL PASSENGER	2,507,563	\$ 2,581,103.75	3,475,257	\$ 3,592,668.25
1,069,545	6,948,346.15	1,195,719	7,819,033.35	2-Axle Trucks	107,427	702,053.20	97,065	634,121.65
442,459	5,255,397.81	408,342	4,880,971.66	3-Axle Trucks	35,840	427,799.72	39,998	475,650.54
529,806	8,361,502.70	527,083	8,336,721.50	4-Axle Trucks	40,774	643,624.90	43,574	689,299.60
4,059,082	79,660,087.94	4,234,935	83,365,727.19	5-Axle Trucks	358,970	7,060,264.99	335,772	6,600,107.08
126,854	2,949,187.05	134,403	3,123,996.15	6-Axle Trucks	9,752	226,645.65	9,390	218,481.60
3,531	106,843.21	2,807	85,220.07	7-Axle Trucks	267	8,246.20	293	8,962.00
-	-	-	-	Permits	-	-	-	-
6,231,277	\$ 103,281,364.86	6,503,289	\$ 107,611,669.92	TOTAL TRUCKS	553,030	\$ 9,068,634.66	526,092	\$ 8,626,622.47
44,990,156	\$ 142,330,749.26	38,319,508	\$ 140,291,280.89	TOTAL TOLL VEHICLES	3,060,593	\$ 11,649,738.41	4,001,349	12,219,290.72
123,261	\$ 389,947.26	104,698	\$ 383,309.51	DAILY AVERAGE	98,729	\$ 375,798.01	129,076	\$ 394,170.67
YTD Rate Change with SFB Traffic		YTD Rate Change without SFB Traffic		MTD Rate Change Traffic				
Traffic (toll)	-14.83%	Traffic (toll)	-19.55%	Traffic (toll)		-23.51%		
Autos	-17.91%	Autos	-23.11%	Autos		-27.85%		
Trucks	4.37%	Trucks	1.23%	Trucks		5.12%		
Revenue	-1.43%	Revenue	-4.63%	Revenue		-4.66%		
Autos	-16.31%	Autos	-22.69%	Autos		-28.16%		
Trucks	4.19%	Trucks	1.49%	Trucks		5.12%		

NOTE: As a result of the ongoing COVID-19 outbreak, both total toll traffic and revenue for Commission bridges decreased compared to December 2019.

NOTE: The Scudder Falls Bridge began toll collections on Sunday, July 14, 2019. SFB traffic and toll revenue is included in the monthly and YTD totals and calculations above. Prior to July 14, 2019, the Scudder Falls Bridge operated as a toll-supported bridge.

* "Discounts" represents rebates for commuter discounts earned when a customer crosses the Commission's bridges 16 times in a calendar month, as well as discounts for employee's, and Commission vehicle's non-revenue crossings.

DELAWARE RIVER JOINT TOLL BRIDGE COMMISSION

TRENTON - MORRISVILLE TOLL BRIDGE

COMPARATIVE STATEMENT OF TOLL TRAFFIC AND REVENUE

DECEMBER 2020

JANUARY 1, 2019 DECEMBER 31, 2019 335 DAYS		JANUARY 1, 2020 DECEMBER 31, 2020 336 DAYS		VEHICLE CLASS	MONTH OF DECEMBER 2020 31 DAYS		MONTH OF DECEMBER 2019 31 DAYS	
NUMBER OF VEHICLES	TOTAL REVENUE	NUMBER OF VEHICLES	TOTAL REVENUE		NUMBER OF VEHICLES	TOTAL REVENUE	NUMBER OF VEHICLES	TOTAL REVENUE
9,020,766	\$ 9,054,658.00	6,555,750	\$ 6,592,685.00	Passenger	521,033	\$ 523,590.00	736,627	\$ 738,617.00
	(317,533.51)		(236,698.56)	Discounts *		(16,693.99)		(26,157.95)
9,020,766	\$ 8,737,124.49	6,555,750	\$ 6,355,986.44	TOTAL PASSENGER	521,033	\$ 506,896.01	736,627	\$ 712,459.05
264,266	1,705,458.95	326,814	2,108,443.35	2-Axle Trucks	30,188	194,500.80	23,420	150,969.65
111,138	1,321,867.20	105,403	1,255,706.40	3-Axle Trucks	10,013	119,382.00	9,558	113,878.80
82,848	1,312,283.20	93,982	1,490,000.00	4-Axle Trucks	8,105	128,857.60	6,392	101,360.00
270,288	5,300,614.00	310,184	6,100,828.00	5-Axle Trucks	27,441	539,094.00	23,599	462,906.00
2,135	50,568.00	2,701	63,830.40	6-Axle Trucks	240	5,683.20	289	6,823.20
231	6,861.20	190	5,488.00	7-Axle Trucks	23	639.60	50	1,648.80
				Permits				
730,906	\$ 9,697,652.55	839,274	\$ 11,024,296.15	TOTAL TRUCKS	76,010	\$ 988,157.20	63,308	\$ 837,586.45
9,751,672	\$ 18,434,777.04	7,395,024	\$ 17,380,282.59	TOTAL TOLL VEHICLES	597,043	\$ 1,495,053.21	799,935	\$ 1,550,045.50
29,109	\$ 55,029.19	22,009	\$ 51,727.03	DAILY AVERAGE	19,259	\$ 48,227.52	25,804	\$ 50,001.47
Rate Change					Rate Change			
Traffic (toll)		-24.17%			Traffic (toll)		-25.36%	
Autos		-27.33%			Autos		-29.27%	
Trucks		14.83%			Trucks		20.06%	
Revenue		-5.72%			Revenue		-3.55%	
Autos		-27.25%			Autos		-28.85%	
Trucks		13.68%			Trucks		17.98%	

NOTE: Higher E-ZPass toll rates at the Scudder Falls Toll Bridge has resulted in some diversion to Trenton-Morrisville.

DELAWARE RIVER JOINT TOLL BRIDGE COMMISSION

SCUDDER FALLS TOLL BRIDGE

COMPARATIVE STATEMENT OF TOLL TRAFFIC AND REVENUE

DECEMBER 2020

JANUARY 1, 2019 DECEMBER 31, 2019 171 DAYS			JANUARY 1, 2020 DECEMBER 31, 2020 366 DAYS			MONTH OF DECEMBER 2020 31 DAYS			MONTH OF DECEMBER 2019 31 DAYS				
NUMBER OF VEHICLES		TOTAL REVENUE	NUMBER OF VEHICLES		TOTAL REVENUE	VEHICLE CLASS		NUMBER OF VEHICLES		TOTAL REVENUE	NUMBER OF VEHICLES		TOTAL REVENUE
3,755,095		\$ 5,317,838.15 (142,372.60)	4,902,761		\$ 6,814,661.45 (321,643.59)	Passenger Discounts *		381,480		\$ 530,682.10 (23,251.78)	643,202		\$ 892,890.40 (31,665.16)
3,755,095		\$ 5,175,465.55	4,902,761		\$ 6,493,017.86	TOTAL PASSENGER		381,480		\$ 507,430.32	643,202		\$ 861,225.24
89199		636,164.95	169,342		1,203,071.40	2-Axle Trucks		15,406		109,275.95	14,846		105,368.10
20146		257,918.61	42,697		547,000.06	3-Axle Trucks		3,628		46,397.72	3,270		41,738.94
16902		288,494.70	27,614		472,476.70	4-Axle Trucks		1,977		33,722.50	1,957		33,469.20
100048		2,142,015.94	183,657		3,914,483.19	5-Axle Trucks		13,985		297,150.99	15,396		329,045.08
1471		38,234.25	2,467		63,331.35	6-Axle Trucks		201		5,092.05	170		4,464.00
263		8,104.81	462		14,328.27	7-Axle Trucks		39		1,199.00	45		1,394.00
						Permits							
228,029		\$ 3,370,933.26	426,239		\$ 6,214,690.97	TOTAL TRUCKS		35,236		\$ 492,838.21	35,684		\$ 515,479.32
3,983,124		\$ 8,546,398.81	5,329,000		\$ 12,707,708.83	TOTAL TOLL VEHICLES		416,716		\$ 1,000,268.53	678,886		\$ 1,376,704.56
23,293		\$ 49,978.94	14,560		\$ 34,720.52	DAILY AVERAGE		13,442		\$ 32,266.73	21,900		\$ 44,409.82
Rate Change													
Traffic (toll)		33.79%									Rate Change		
Autos		30.56%									Traffic (toll)		-38.62%
Trucks		86.92%									Autos		-40.69%
Revenue		48.69%									Trucks		-1.26%
Autos		25.46%									Revenue		-27.34%
Trucks		84.36%									Autos		-41.08%
											Trucks		-4.39%

NOTE: The Scudder Falls Toll Bridge began toll collection on Sunday, July 14, 2019. As of 12/31/2019, SFB only had 171 days of toll transaction.

DELAWARE RIVER JOINT TOLL BRIDGE COMMISSION

NEW HOPE - LAMBERTVILLE TOLL BRIDGE

COMPARATIVE STATEMENT OF TOLL TRAFFIC AND REVENUE

DECEMBER 2020

JANUARY 1, 2019 DECEMBER 31, 2019 365 DAYS		JANUARY 1, 2020 DECEMBER 31, 2020 366 DAYS		MONTH OF DECEMBER 2020 31 DAYS		MONTH OF DECEMBER 2019 31 DAYS		
NUMBER OF VEHICLES	TOTAL REVENUE	NUMBER OF VEHICLES	TOTAL REVENUE	VEHICLE CLASS	NUMBER OF VEHICLES	TOTAL REVENUE	NUMBER OF VEHICLES	TOTAL REVENUE
1,797,331	\$ 1,810,117.00 (93,090.93)	1,191,055	\$ 1,203,856.00 (66,811.28)	Passenger Discounts *	96,621	\$ 97,392.00 (4,410.53)	146,905	\$ 147,507.00 (6,937.37)
1,797,331	\$ 1,717,026.07	1,191,055	\$ 1,137,044.72	TOTAL PASSENGER	96,621	\$ 92,981.47	146,905	\$ 140,569.63
57,591	371,452.25	48,158	310,951.55	2-Axle Trucks	4,227	27,209.00	4,517	29,111.55
13,373	158,986.80	14,108	168,235.20	3-Axle Trucks	829	9,855.60	889	10,548.00
12,203	191,414.40	11,871	186,440.00	4-Axle Trucks	800	12,566.40	832	13,043.20
38,426	756,046.00	37,237	733,446.00	5-Axle Trucks	2,936	57,814.00	2,853	56,058.00
1,789	41,095.20	1,922	43,869.60	6-Axle Trucks	145	3,336.00	139	3,206.40
30	837.20	35	1,000.80	7-Axle Trucks	1	40.00	4	109.20
				Permits	-	-	-	-
123,412	\$ 1,519,831.85	113,331	\$ 1,443,943.15	TOTAL TRUCKS	8,938	\$ 110,821.00	9,234	\$ 112,076.35
1,920,743	\$ 3,236,857.92	1,304,386	\$ 2,580,987.87	TOTAL TOLL VEHICLES	105,559	\$ 203,802.47	156,139	\$ 252,645.98
5,262	\$ 8,868.10	3,564	\$ 7,051.88	DAILY	3,405	\$ 6,574.27	5,037	\$ 8,149.87
Rate Change				Rate Change				
Traffic (toll)		-32.09%		Traffic (toll)		-32.39%		
Autos		-33.73%		Autos		-34.23%		
Trucks		-8.17%		Trucks		-3.21%		
Revenue		-20.26%		Revenue		-19.33%		
Autos		-33.78%		Autos		-33.85%		
Trucks		-4.99%		Trucks		-1.12%		

DELAWARE RIVER JOINT TOLL BRIDGE COMMISSION

I78 TOLL BRIDGE

COMPARATIVE STATEMENT OF TOLL TRAFFIC AND REVENUE

DECEMBER 2020

JANUARY 1, 2019 DECEMBER 31, 2019 365 DAYS		JANUARY 1, 2020 DECEMBER 31, 2020 366 DAYS			MONTH OF DECEMBER 2020 31 DAYS		MONTH OF DECEMBER 2019 31 DAYS	
NUMBER OF VEHICLES	TOTAL REVENUE	NUMBER OF VEHICLES	TOTAL REVENUE	VEHICLE CLASS	NUMBER OF VEHICLES	TOTAL REVENUE	NUMBER OF VEHICLES	TOTAL REVENUE
8,604,159	\$ 8,679,462.00 (337,467.43)	6,328,369	\$ 6,403,211.00 (230,709.87)	Passenger Discounts *	493,917	\$ 498,649.00 (16,076.77)	707,871	\$ 712,034.00 (28,351.29)
8,604,159	\$ 8,341,994.57	6,328,369	\$ 6,172,501.13	TOTAL PASSENGER	493,917	\$ 482,572.23	707,871	\$ 683,682.71
299,727	1,925,943.50	296,731	1,910,563.20	2-Axle Trucks	26,326	169,562.90	25,501	163,718.10
155,643	1,834,437.60	135,606	1,600,026.00	3-Axle Trucks	12,444	146,514.00	14,513	170,492.40
239,890	3,762,532.80	256,104	4,021,331.20	4-Axle Trucks	19,940	311,974.40	21,310	334,913.60
2,371,211	46,393,282.00	2,426,563	47,544,240.00	5-Axle Trucks	209,551	4,105,064.00	191,403	3,743,692.00
85,127	1,973,752.80	92,030	2,133,576.00	6-Axle Trucks	6,475	150,093.60	6,138	142,178.40
1,513	45,144.00	1,297	39,029.20	7-Axle Trucks	124	3,817.60	100	2,922.00
				Permits				
3,153,111	\$ 55,935,092.70	3,208,331	\$ 57,248,765.60	TOTAL TRUCKS	274,860	\$ 4,887,026.50	258,965	\$ 4,557,916.50
11,757,270	\$ 64,277,087.27	9,536,700	\$ 63,421,266.73	TOTAL TOLL VEHICLES	768,777	\$ 5,369,598.73	966,836	\$ 5,241,599.21
32,212	\$ 176,101.61	26,057	\$ 173,282.15	DAILY AVERAGE	24,799	\$ 173,212.86	31,188	\$ 169,083.85
Rate Change					Rate Change			
Traffic (toll)		-18.89%			Traffic (toll)		-20.49%	
Autos		-26.45%			Autos		-30.22%	
Trucks		1.75%			Trucks		6.14%	
Revenue		-1.33%			Revenue		2.44%	
Autos		-26.01%			Autos		-29.42%	
Trucks		2.35%			Trucks		7.22%	

DELAWARE RIVER JOINT TOLL BRIDGE COMMISSION

EASTON - PHILLIPSBURG TOLL BRIDGE

COMPARATIVE STATEMENT OF TOLL TRAFFIC AND REVENUE

DECEMBER 2020

JANUARY 1, 2019 DECEMBER 31, 2019 365 DAYS		JANUARY 1, 2020 DECEMBER 31, 2020 366 DAYS		VEHICLE CLASS	MONTH OF DECEMBER 2020 31 DAYS		MONTH OF DECEMBER 2019 31 DAYS	
NUMBER OF VEHICLES	TOTAL REVENUE	NUMBER OF VEHICLES	TOTAL REVENUE		NUMBER OF VEHICLES	TOTAL REVENUE	NUMBER OF VEHICLES	TOTAL REVENUE
5,060,539	\$ 5,088,527.00	3,966,048	\$ 3,994,240.00	Passenger	334,835	\$ 336,594.00	419,517	\$ 420,752.00
	(191,049.58)		(140,398.77)	Discounts *		(9,722.49)		(14,900.23)
5,060,539	\$ 4,897,477.42	3,966,048	\$ 3,853,841.23	TOTAL PASSENGER	334,835	\$ 326,871.51	419,517	\$ 405,851.77
115,777	747,441.50	115,665	747,219.85	2-Axle Trucks	10,693	69,091.10	9,854	63,543.35
41,056	487,843.20	35,583	423,620.40	3-Axle Trucks	2,849	33,968.40	3,553	42,204.00
35,542	563,086.40	31,342	495,254.40	4-Axle Trucks	2,189	34,616.00	2,707	42,872.00
121,652	2,392,342.00	115,438	2,270,194.00	5-Axle Trucks	9,638	189,614.00	10,912	213,492.00
1,205	28,353.60	970	22,876.80	6-Axle Trucks	71	1,680.00	122	2,815.20
48	1,340.80	49	1,383.60	7-Axle Trucks	12	346.40	3	84.00
-				Permits	-		-	-
315,280	\$ 4,220,407.50	299,047	\$ 3,960,549.05	TOTAL TRUCKS	25,452	\$ 329,315.90	27,151	\$ 365,010.55
5,375,819	\$ 9,117,884.92	4,265,095	\$ 7,814,390.28	TOTAL TOLL VEHICLES	360,287	\$ 656,187.41	446,668	\$ 770,862.32
14,728	\$ 24,980.51	11,653	\$ 21,350.79	DAILY AVERAGE	11,622	\$ 21,167.34	14,409	\$ 24,866.53
Rate Change					Rate Change			
Traffic (toll)					Traffic (toll)			
Autos					Autos			
Trucks					Trucks			
Revenue					Revenue			
Autos					Autos			
Trucks					Trucks			

DELAWARE RIVER JOINT TOLL BRIDGE COMMISSION

PORTLAND - COLUMBIA TOLL BRIDGE

COMPARATIVE STATEMENT OF TOLL TRAFFIC AND REVENUE

DECEMBER 2020

JANUARY 1, 2019 DECEMBER 31, 2019 365 DAYS		JANUARY 1, 2020 DECEMBER 31, 2020 366 DAYS		VEHICLE CLASS	MONTH OF DECEMBER 2020 31 DAYS		MONTH OF DECEMBER 2019 31 DAYS	
NUMBER OF VEHICLES	TOTAL REVENUE	NUMBER OF VEHICLES	TOTAL REVENUE		NUMBER OF VEHICLES	TOTAL REVENUE	NUMBER OF VEHICLES	TOTAL REVENUE
1,219,645	\$ 1,232,031.00	1,028,804	\$ 1,041,264.00	Passenger	75,384	\$ 76,030.00	93,928	\$ 94,524.00
	(54,458.86)		(37,929.22)	Discounts *		(2,511.74)		(4,078.99)
1,219,645	\$ 1,177,572.14	1,028,804	\$ 1,003,334.78	TOTAL PASSENGER	75,384	\$ 73,518.26	93,928	\$ 90,445.01
23,238	150,131.80	23,360	151,240.05	2-Axle Trucks	1,960	12,655.50	1,960	12,645.75
9,193	109,482.00	8,407	100,378.80	3-Axle Trucks	636	7,588.80	665	7,930.80
45,295	721,700.80	25,499	406,624.00	4-Axle Trucks	1,512	23,985.60	2,911	46,500.80
40,568	801,836.00	37,332	737,500.00	5-Axle Trucks	2,820	55,604.00	2,464	48,740.00
577	13,689.60	196	4,684.80	6-Axle Trucks	17	408.00	32	763.20
32	893.20	7	200.00	7-Axle Trucks			1	28.00
				Permits				
118,903	\$ 1,797,733.40	94,801	\$ 1,400,627.65	TOTAL TRUCKS	6,945	\$ 100,241.90	8,033	\$ 116,608.55
1,338,548	\$ 2,975,305.54	1,123,605	\$ 2,403,962.43	TOTAL TOLL VEHICLES	82,329	\$ 173,760.16	101,961	\$ 207,053.56
3,667	\$ 8,151.52	3,070	\$ 6,568.20	DAILY AVERAGE	2,656	\$ 5,605.17	3,289	\$ 6,679.15
Rate Change				Rate Change				
Traffic (toll)				Traffic (toll)				
Autos				Autos				
Trucks				Trucks				
Revenue				Revenue				
Autos				Autos				
Trucks				Trucks				

DELAWARE RIVER JOINT TOLL BRIDGE COMMISSION

DELAWARE WATER GAP TOLL BRIDGE

COMPARATIVE STATEMENT OF TOLL TRAFFIC AND REVENUE

DECEMBER 2020

JANUARY 1, 2019 DECEMBER 31, 2019 365 DAYS		JANUARY 1, 2020 DECEMBER 31, 2020 366 DAYS		VEHICLE CLASS	MONTH OF DECEMBER 2020 31 DAYS		MONTH OF DECEMBER 2019 31 DAYS	
NUMBER OF VEHICLES	TOTAL REVENUE	NUMBER OF VEHICLES	TOTAL REVENUE		NUMBER OF VEHICLES	TOTAL REVENUE	NUMBER OF VEHICLES	TOTAL REVENUE
8,086,044	\$ 8,140,392.00	6,722,245	\$ 6,782,461.00	Passenger	521,145	\$ 524,474.00	638,858	\$ 641,183.00
-	(312,129.70)	-	(217,651.38)	Discounts *	-	(15,166.57)	-	(27,244.42)
8,086,044	\$ 7,828,262.30	6,722,245	\$ 6,564,809.62	TOTAL PASSENGER	521,145	\$ 509,307.43	638,858	\$ 613,938.58
199,028	1,278,522.05	193,771	1,246,774.10	2-Axle Trucks	16,607	106,759.90	15,332	98,315.75
86,905	1,025,186.40	62,502	737,712.00	3-Axle Trucks	5,242	61,723.20	7,366	86,661.60
93,434	1,463,488.00	76,840	1,204,136.00	4-Axle Trucks	5,956	93,256.00	7,251	113,763.20
1,105,723	21,653,274.00	1,113,832	21,853,548.00	5-Axle Trucks	91,705	1,798,302.00	88,344	1,730,338.00
34,358	798,902.40	34,000	789,028.80	6-Axle Trucks	2,594	60,141.60	2,493	58,065.60
1,408	43,494.00	759	23,554.20	7-Axle Trucks	67	2,163.60	90	2,776.00
				Permits				
1,520,856	\$ 26,262,866.85	1,481,704	\$ 25,854,753.10	TOTAL TRUCKS	122,171	\$ 2,122,346.30	120,876	\$ 2,089,920.15
9,606,900	\$ 34,091,129.15	8,203,949	\$ 32,419,562.72	TOTAL TOLL VEHICLES	643,316	\$ 2,631,653.73	759,734	\$ 2,703,858.73
26,320	\$ 93,400.35	22,415	\$ 88,578.04	DAILY AVERAGE	20,752	\$ 84,892.06	24,508	\$ 87,221.25
Rate Change					Rate Change			
Traffic (toll)		-14.60%			Traffic (toll)		-15.32%	
Autos		-16.87%			Autos		-18.43%	
Trucks		-2.57%			Trucks		1.07%	
Revenue		-4.90%			Revenue		-2.67%	
Autos		-16.14%			Autos		-17.04%	
Trucks		-1.55%			Trucks		1.55%	

DELAWARE RIVER JOINT TOLL BRIDGE COMMISSION

MILFORD - MONTAGUE TOLL BRIDGE

COMPARATIVE STATEMENT OF TOLL TRAFFIC AND REVENUE

DECEMBER 2020

JANUARY 1, 2019 DECEMBER 31, 2019 365 DAYS		JANUARY 1, 2020 DECEMBER 31, 2020 366 DAYS		VEHICLE CLASS	MONTH OF DECEMBER 2020 31 DAYS		MONTH OF DECEMBER 2019 31 DAYS	
NUMBER OF VEHICLES	TOTAL REVENUE	NUMBER OF VEHICLES	TOTAL REVENUE		NUMBER OF VEHICLES	TOTAL REVENUE	NUMBER OF VEHICLES	TOTAL REVENUE
1,215,300	\$ 1,227,457.00	1,121,187	\$ 1,135,892.00	Passenger	83,148	\$ 83,943.00	88,349	\$ 88,783.00
	(52,995.14)		(36,816.81)	Discounts *		(2,416.48)		(4,286.74)
1,215,300	\$ 1,174,461.86	1,121,187	\$ 1,099,075.19	TOTAL PASSENGER	83,148	\$ 81,526.52	88,349	\$ 84,496.26
20,719	133,231.15	21,878	140,769.85	2-Axle Trucks	2,020	12,998.05	1,635	10,449.40
5,005	59,676.00	4,036	48,292.80	3-Axle Trucks	199	2,370.00	184	2,196.00
3,692	58,502.40	3,831	60,459.20	4-Axle Trucks	295	4,646.40	214	3,377.60
11,166	220,678.00	10,692	211,488.00	5-Axle Trucks	894	17,622.00	801	15,836.00
192	4,591.20	117	2,798.40	6-Axle Trucks	9	211.20	7	165.60
6	168.00	8	236.00	7-Axle Trucks	1	40.00		
				Permits	-	-		
40,780	\$ 476,846.75	40,562	\$ 464,044.25	TOTAL TRUCKS	3,418	\$ 37,887.65	2,841	\$ 32,024.60
1,256,080	\$ 1,651,308.61	1,161,749	\$ 1,563,119.44	TOTAL TOLL VEHICLES	86,566	\$ 119,414.17	91,190	\$ 116,520.86
3,441	\$ 4,524.13	3,174	\$ 4,270.82	DAILY AVERAGE	2,792	\$ 3,852.07	2,942	\$ 3,758.74
Rate Change				Rate Change				
Traffic (toll)				Traffic (toll)				
Autos				Autos				
Trucks				Trucks				
Revenue				Revenue				
Autos				Autos				
Trucks				Trucks				



Delaware River
Joint Toll Bridge
Commission

Delaware River Joint Toll Bridge Commission Toll Supported Bridge - Westbound Traffic Counts

December 2020

Bridge	Westbound Volume					
	December 2020	December 2019	% Change	YTD 2020	YTD 2019	% Change
Lower Trenton	346,767	393,245	-11.8%	4,312,887	4,595,636	-6.2%
Calhoun Street *	252,898	264,908	-4.5%	3,140,947	3,424,341	-8.3%
Scudder Falls ⁽¹⁾	N/A	N/A	N/A		5,331,348	N/A
Washington Crossing	104,225	144,838	-28.0%	1,355,544	1,654,385	-18.1%
New Hope - Lambertville	195,802	245,921	-20.4%	2,062,689	2,353,827	-12.4%
Centre Bridge - Stockton	67,645	78,207	-13.5%	871,955	966,310	-9.8%
Uhlerstown - Frenchtown	61,039	98,418	-38.0%	953,003	1,214,071	-21.5%
Upper Black Eddy - Milford *	52,717	56,034	-5.9%	610,773	675,564	-9.6%
Riegelsville	42,038	47,472	-11.4%	540,191	618,721	-12.7%
Northampton Street	323,515	363,439	-11.0%	3,975,741	4,436,028	-10.4%
Riverton - Belvidere	80,369	86,108	-6.7%	1,037,592	1,129,225	-8.1%
Total	1,527,015	1,778,590	-14.1%	18,861,322	26,399,456	-28.6%

Notes:

1. Construction began in June 2017 under contract T-688A for the Scudder Falls Replacement Bridge. On 7/14/19 Scudder Falls became a Toll Bridge.

On 3/19/20, Due to COVID-19 Pandemic, PA Governor Wolf Orders Closure of Non-Life-Sustaining Businesses at 8 p.m. On 3/23/20, Gov. Wolf begins to issue Stay at Home Orders to specific counties. These restrictions were eased on June 5, 2020.

On 3/21/20 Due to COVID-19 Pandemic, NJ Governor Murphy Announces Statewide Stay at Home Order, Closure of All Non-Essential Retail Businesses. These restrictions were eased on June 9, 2020.

December 16-17, 2020 - Nor'easter Snowstorm - Lower Traffic counts all TSBs

*Dec 2019 Calhoun Street & UBEM Eastbound & Westbound Traffic Numbers were reversed. They have been corrected on this table.



Delaware River Joint Toll Bridge Commission Toll-Supported Bridge Traffic Counts December 2020

Bridge	Eastbound				Westbound				Total Volume	
	December 2020		December 2019		December 2020		December 2019		December 2020	December 2019
	Volume	% of Total	Volume	% of Total	Volume	% of Total	Volume	% of Total		
Lower Trenton	69,346	16.7%	81,995	17.3%	346,767	83.3%	393,245	82.7%	416,113	475,240
Calhoun Street *	135,006	34.8%	153,130	36.6%	252,898	65.2%	264,908	63.4%	387,904	418,038
Washington Crossing	47,936	31.5%	69,536	32.4%	104,225	68.5%	144,838	67.6%	152,161	214,374
New Hope-Lambertville	135,810	41.0%	172,418	41.2%	195,802	59.0%	245,921	58.8%	331,612	418,339
Centre Bridge-Stockton	55,342	45.0%	66,601	46.0%	67,645	55.0%	78,207	54.0%	122,987	144,808
Uhlerstown-Frenchtown	36,980	37.7%	51,676	34.4%	61,039	62.3%	98,418	65.6%	98,019	150,094
Upper Black Eddy-Milford *	41,690	44.2%	47,069	45.7%	52,717	55.8%	56,034	54.3%	94,407	103,103
Riegelsville	37,785	47.3%	43,338	47.7%	42,038	52.7%	47,472	52.3%	79,823	90,810
Northampton Street	123,613	27.6%	148,176	29.0%	323,515	72.4%	363,439	71.0%	447,128	511,615
Riverton-Belvidere \	44,670	35.7%	51,016	37.2%	80,369	64.3%	86,108	62.8%	125,039	137,124
Total	728,178	32.3%	884,955	33.2%	1,527,015	67.7%	1,778,590	66.8%	2,255,193	2,663,545

NOTES:

On 3/19/20, Due to COVID-19 Pandemic, PA Governor Wolf Orders Closure of Non-Life-Sustaining Businesses at 8 p.m. On 3/23/20, Gov. Wolf begins to issue Stay at Home Orders to specific counties. These restrictions were eased on June 5, 2020.

On 3/21/20 Due to COVID-19 Pandemic, NJ Governor Murphy Announces Statewide Stay at Home Order, Closure of All Non-Essential Retail Businesses. These restrictions were eased on June 9, 2020.

This Table added in September 2020.

December 16-17, 2020 - Nor'easter Snowstorm - Lower Traffic counts all TSBs

*Dec 2019 Calhoun Street & UBEM Eastbound & Westbound Traffic Numbers were reversed. They have been corrected on this table.



Delaware River Joint Toll Bridge Commission Toll Supported Bridge - Two Way Traffic Counts

December 2020

Bridge	Total Volume					
	December 2020	December 2019	% Change	YTD 2020	YTD 2019	% Change
Lower Trenton	416,113	475,240	-12.4%	5,212,653	5,661,752	-7.9%
Calhoun Street	387,904	418,038	-7.2%	4,820,191	5,612,283	-14.1%
Scudder Falls ¹	N/A	N/A	N/A	N/A	9,688,012	N/A
Washington Crossing	152,161	214,374	-29.0%	2,038,656	2,660,916	-23.4%
New Hope - Lambertville	331,612	418,339	-20.7%	3,763,235	4,590,345	-18.0%
Centre Bridge - Stockton	122,987	144,808	-15.1%	1,642,982	1,815,971	-9.5%
Uhlerstown - Frenchtown	98,019	150,094	-34.7%	1,443,708	1,957,542	-26.2%
Upper Black Eddy - Milford	94,407	103,103	-8.4%	1,161,077	1,267,348	-8.4%
Riegelsville	79,823	90,810	-12.1%	1,030,592	1,174,668	-12.3%
Northampton Street	447,128	511,615	-12.6%	5,541,755	6,158,266	-10.0%
Riverton - Belvidere	125,039	137,124	-8.8%	1,638,772	1,851,291	-11.5%
Total	2,255,193	2,663,545	-15.3%	28,293,621	42,438,394	-33.3%

Notes:

1. Construction began in June 2017 under contract T-688A for the Scudder Falls Replacement Bridge. On 7/14/19 Scudder Falls became a Toll Bridge.

On 3/19/20, Due to COVID-19 Pandemic, PA Governor Wolf Orders Closure of Non-Life-Sustaining Businesses at 8 p.m. On 3/23/20, Gov. Wolf begins to issue Stay at Home Orders to specific counties. These restrictions were eased on June 5, 2020.

On 3/21/20 Due to COVID-19 Pandemic, NJ Governor Murphy Announces Statewide Stay at Home Order, Closure of All Non-Essential Retail Businesses. These restrictions were eased on June 9, 2020.

December 16-17, 2020 - Nor'easter Snowstorm - Lower Traffic counts all TSBs



Delaware River Joint Toll Bridge Commission Toll Bridge - Two Way Traffic Counts

December 2020

Bridge	Total Volume (all classes)					
	December 2020	December 2019	% Change	YTD 2020	YTD 2019	% Change
Trenton - Morrisville	1,395,904	1,818,017	-23.2%	17,356,928	22,623,609	-23.3%
Scudder Falls ¹	863,852	1,384,141	-37.6%	11,090,059	7,601,930	45.9%
New Hope - Lambertville	258,267	371,485	-30.5%	3,212,455	4,587,848	-30.0%
Interstate 78	1,576,901	2,022,575	-22.0%	19,561,768	24,233,561	-19.3%
Easton - Phillipsburg	922,479	1,082,619	-14.8%	11,083,760	13,059,231	-15.1%
Portland - Columbia	177,174	213,934	-17.2%	2,342,258	2,856,256	-18.0%
Delaware Water Gap	1,248,261	1,471,093	-15.1%	16,151,164	18,733,109	-13.8%
Milford - Montague ²	187,588	197,851	-5.2%	2,545,514	2,736,002	-7.0%
Total	6,630,426	8,561,715	-22.6%	83,343,906	96,431,546	-13.6%

Notes:

1. Construction began in June 2017 under contract T-668A for the Scudder Falls Replacement Bridge. On 7/14/19 Scudder Falls became a Toll Bridge. July 2019 Traffic was only in the toll direction because the counter in the non-toll direction was not relocated until August 16, 2019, after closing of the old bridge.

2. Milford - Montague August 2019 EB Traffic was inaccurately reported as 4506 when it should have been 150,375. This has been corrected. YTD 2019 increased by 145,869.

On 3/19/20, Due to COVID-19 Pandemic, PA Governor Wolf Orders Closure of Non-Life-Sustaining Businesses at 8 p.m. On 3/23/20, Gov. Wolf begins to issue Stay at Home Orders to specific counties. These restrictions were eased on June 5, 2020.

On 3/21/20 Due to COVID-19 Pandemic, NJ Governor Murphy Announces Statewide Stay at Home Order, Closure of All Non-Essential Retail Businesses. These restrictions were eased on June 9, 2020.

December 16-17, 2020 - Nor'easter Snowstorm - Lower Traffic counts

DELAWARE RIVER JOINT TOLL BRIDGE COMMISSION

Meeting of January 25th, 2021

STATISTICAL SUMMARY OF EXPENDITURES

There follows reports entitled **“Budget vs Actual”** covering the month of December 2020 and the entire fiscal year 2020 relative to Toll Bridges, Toll Supported Bridges and Administration departments.

Total operating expense totaled \$6,579,333 for the month of December. For the fiscal year 2020, total expense amounted to \$68,264,067, which represents 90.4% of the operating budget.

2020 budget surplus totaled \$7,246,537, mainly due to savings in the Employee Healthcare Cost, which is 27.9% under 2020 budget due to lower medical and prescription insurance claims during the first half of year 2020.

During the month of December, we spent additional \$322,374 on COVID-19 related purchases. Since March 2020, we purchased \$122,342 Personal Protective Equipment (PPE) for our workers, \$20,998 for the glass panel installation at Scudder Falls Administration Building, \$62,025 laptops and software for employees to work from home, \$11,854 for secondary ESS Control Center, \$311,436 for toll-by-mail invoice processing during cashless tolling, and \$78,727 on cleaning supplies and other miscellaneous items. For year 2020, the total amount for COVID-19 related expenses is \$607,382.

There were three payrolls during the month of December, which resulted in higher than normal payroll related expense. The additional payroll expenses are offset by reversal of payroll, FICA and pension accrual at year end.

As a part of year end closing, accruals were made for unused sick (\$211,687) and vacation time (\$422,559). The leave balance accruals are higher than normal due to COVID-19 lockdown. In addition, we reversed year-end payroll, FICA and pension accrual (\$1,259,034).

There were no other unusual charges during the year of 2020.

Delaware River Joint Toll Bridge Commission
Budget vs Actual
For the Twelve Months Ending December 31, 2020

TOTAL COMMISSION

	Annual Budget 2020	YTD Budget 2020	Expended For The Month	Expended Year To Date	Encumbered	Remaining Annual Budget
Regular Employee Salaries	\$24,966,320	24,966,320	\$2,285,551	\$24,323,617	\$0	\$642,703
Part-Tiime Employee Wages	297,720	297,720	22,931	110,986	0	186,734
Overtime Wages	510,224	510,224	94,462	286,017	0	224,207
Pension Contributions	7,979,210	7,979,210	645,544	7,606,437	0	372,772
FICA Contributions	2,029,856	2,029,856	139,052	1,900,569	0	129,287
Regular Employee Healthcare Benefits	12,040,142	12,040,142	909,414	8,685,409	0	3,354,733
Life Insurance Benefits	265,314	265,314	20,264	250,914	0	14,399
Unemployment Compensation Benefits	44,100	44,100	0	14,920	0	29,180
Utility Expense	937,289	937,289	117,995	690,252	0	247,037
Office Expense	295,415	295,415	44,076	171,379	0	124,036
Telecommunication Expense	1,504,200	1,504,200	105,819	1,339,890	0	164,310
Information Technology Expense	791,105	791,105	153,928	761,573	0	29,532
Professional Development/Meetings	393,468	393,468	30,754	172,091	0	221,377
Vehicle Maintenance Expense and Fuel	448,626	448,626	89,058	289,717	0	158,909
Operations Maintenance Expense	1,569,463	1,569,463	219,275	1,022,480	0	546,983
ESS Operating Maintenance Expense	1,102,000	1,102,000	91,002	1,044,515	0	57,485
Commission Expense	21,609	21,609	855	9,450	0	12,159
Toll Collection Expense	86,085	86,085	13,448	57,302	0	28,784
Uniform Expense	213,016	213,016	40,947	134,759	0	78,257
Business Insurance	3,623,007	3,623,007	143,876	3,209,145	0	413,862
Licenses & Inspections Expense	10,660	10,660	578	6,854	0	3,806
Advertising	58,919	58,919	9,851	17,503	0	41,416
Professional Services	1,582,480	1,582,480	201,587	1,467,467	0	115,013
State Police Bridge Security	6,237,013	6,237,013	581,877	6,195,968	0	41,045
EZPass Equipment/Maintenance	1,150,000	1,150,000	136,323	1,143,329	0	6,671
EZPass Operating Expense	7,353,364	7,353,364	1,320,511	7,351,524	0	1,840
Total	\$75,510,603	\$75,510,603	\$7,418,979	\$68,264,067	\$0	\$7,246,537

Delaware River Joint Toll Bridge Commission
Budget vs Actual
For the Twelve Months Ending December 31, 2020

ADMINISTRATION*

	Annual Budget 2020	YTD Budget 2020	Expended For The Month	Expended Year To Date	Encumbered	Remaining Annual Budget
OPERATING EXPENSE						
Regular Employee Salaries	\$4,704,728	4,704,728	\$612,993	\$4,810,411	\$0	\$(105,683)
Overtime Wages	5,484	5,484	0	1,095	0	4,389
Pension Contributions	1,416,685	1,416,685	144,698	1,369,164	0	47,521
FICA Contributions	355,332	355,332	18,457	323,997	0	31,336
Regular Employee Healthcare Benefits	1,527,673	1,527,673	121,057	1,182,323	0	345,350
Life Insurance Benefits	49,913	49,913	3,665	45,661	0	4,253
Unemployment Compensation Benefits	44,100	44,100	0	14,920	0	29,180
Utility Expense	67,400	67,400	40,496	87,559	0	(20,159)
Office Expense	200,886	200,886	19,225	123,150	0	77,737
Telecommunication Expense	152,031	152,031	10,454	115,895	0	36,136
Information Technology Expense	774,500	774,500	153,928	761,573	0	12,927
Professional Development/Meetings	120,951	120,951	4,537	79,704	0	41,248
Vehicle Maintenance Expense and Fuel	22,712	22,712	5,910	6,312	0	16,400
Operations Maintenance Expense	110,000	110,000	8,271	36,754	0	73,246
Commission Expense	21,609	21,609	855	9,450	0	12,159
Uniform Expense	10,000	10,000	4,156	10,234	0	(234)
Business Insurance	163,755	163,755	4,749	(97,339)	0	261,094
Advertising	58,919	58,919	9,851	17,503	0	41,416
Professional Services	1,340,480	1,340,480	195,481	1,281,743	0	58,737
EZPass Operating Expense	441,416	441,416	0	0	0	441,416
OPERATING EXPENSE SUBTOTAL	\$11,588,575	\$11,588,575	\$1,358,783	\$10,180,108	\$0	\$1,408,467
ADM OPS ALLOCATION						
TES Allocation			16,271	140,112		
ADM OPS ALLOCATION SUBTOTAL			\$16,271	\$140,112		
TOTAL EXPENSES			\$1,375,054	\$10,320,220		

Delaware River Joint Toll Bridge Commission
Budget vs Actual
For the Twelve Months Ending December 31, 2020

ADMINISTRATION - OPERATIONS*

	Annual Budget 2020	YTD Budget 2020	Expended For The Month	Expended Year To Date	Encumbered	Remaining Annual Budget
OPERATING EXPENSE						
Regular Employee Salaries	\$3,375,027	3,375,027	\$219,731	\$3,091,604	\$0	\$283,423
Overtime Wages	37,000	37,000	3,292	28,089	0	8,911
Pension Contributions	1,349,278	1,349,278	105,304	1,304,210	0	45,068
FICA Contributions	338,425	338,425	19,670	326,929	0	11,496
Regular Employee Healthcare Benefits	1,497,694	1,497,694	108,787	1,067,802	0	429,893
Life Insurance Benefits	44,468	44,468	3,623	44,097	0	371
Office Expense	40,862	40,862	6,855	14,178	0	26,684
Telecommunication Expense	154,743	154,743	8,621	103,504	0	51,239
Professional Development/Meetings	259,296	259,296	25,949	88,890	0	170,406
Vehicle Maintenance Expense and Fuel	1,000	1,000	0	560	0	440
ESS Operating Maintenance Expense	1,102,000	1,102,000	91,002	1,044,515	0	57,485
Toll Collection Expense	294	294	0	0	0	294
Uniform Expense	23,564	23,564	1,646	11,096	0	12,468
Business Insurance	81,441	81,441	2,142	79,454	0	1,987
Professional Services	242,000	242,000	6,106	185,724	0	56,276
OPERATING EXPENSE SUBTOTAL	\$8,547,093	\$8,547,093	\$602,728	\$7,390,652	\$0	\$1,156,441
ADM OPS AIIOCATION						
TES Allocation			(123,038)	(1,059,489)		
Toll Operation Allocation			(67,591)	(777,825)		
Bridge Maint Allocation			(67,851)	(658,709)		
Maint/Toll Allocation			(28,853)	(253,171)		
PSBS Allocation			(349,749)	(3,510,956)		
ADM OPS AIIOCATION SUBTOTAL			(\$637,081)	(\$6,260,150)		
TOTAL EXPENSES			(\$34,353)	\$1,130,502		

Delaware River Joint Toll Bridge Commission
Budget vs Actual
For the Twelve Months Ending December 31, 2020

SOUTHERN REGION TOLL BRIDGE

	Annual Budget 2020	YTD Budget 2020	Expended For The Month	Expended Year To Date	Encumbered	Remaining Annual Budget
OPERATING EXPENSE						
Regular Employee Salaries	\$4,226,242	4,226,242	\$373,611	\$4,154,297	\$0	\$71,945
Part-Time Employee Wages	56,525	56,525	3,597	22,553	0	33,972
Overtime Wages	95,424	95,424	30,444	78,129	0	17,295
Pension Contributions	1,200,837	1,200,837	78,025	1,085,792	0	115,045
FICA Contributions	307,826	307,826	26,452	316,699	0	(8,873)
Regular Employee Healthcare Benefits	2,083,171	2,083,171	157,480	1,484,901	0	598,270
Life Insurance Benefits	42,158	42,158	3,436	41,245	0	913
Utility Expense	349,085	349,085	26,777	239,363	0	109,722
Office Expense	17,988	17,988	4,742	9,426	0	8,563
Telecommunication Expense	171,371	171,371	12,276	155,634	0	15,737
Information Technology Expense	4,643	4,643	0	0	0	4,643
Professional Development/Meetings	3,455	3,455	0	14	0	3,441
Vehicle Maintenance Expense and Fuel	150,065	150,065	27,154	112,248	0	37,818
Operations Maintenance Expense	412,177	412,177	87,067	328,976	0	83,201
Toll Collection Expense	21,818	21,818	2,401	15,379	0	6,438
Uniform Expense	76,954	76,954	5,650	21,060	0	55,895
Business Insurance	1,058,591	1,058,591	39,131	1,006,344	0	52,247
Licenses & Inspections Expense	1,594	1,594	578	2,153	0	(559)
State Police Bridge Security	1,998,339	1,998,339	186,433	1,985,677	0	12,662
EZPass Equipment/Maintenance	394,629	394,629	39,801	393,614	0	1,015
EZPass Operating Expense	4,106,068	4,106,068	647,782	4,157,257	0	(51,189)
OPERATING EXPENSE SUBTOTAL	\$16,778,961	\$16,778,961	\$1,752,839	\$15,610,761	\$0	\$1,168,200
ADM OPS AIIOCATION						
TES Allocation			21,718	187,019		
Toll Operation Allocation			20,277	233,347		
Bridge Maint Allocation			16,963	164,677		
Maint/Toll Allocation			6,348	55,698		
PSBS Allocation			88,511	920,444		
ADM OPS AIIOCATION SUBTOTAL			\$153,817	\$1,561,185		
TOTAL EXPENSES			\$1,906,656	\$17,171,947		

Delaware River Joint Toll Bridge Commission
Budget vs Actual
For the Twelve Months Ending December 31, 2020

CENTRAL REGION TOLL BRIDGE

	Annual Budget 2020	YTD Budget 2020	Expended For The Month	Expended Year To Date	Encumbered	Remaining Annual Budget
OPERATING EXPENSE						
Regular Employee Salaries	\$4,329,556	4,329,556	\$368,279	\$4,173,166	\$0	\$156,390
Part-Time Employee Wages	126,055	126,055	9,169	43,444	0	82,611
Overtime Wages	102,372	102,372	21,082	54,927	0	47,446
Pension Contributions	1,341,508	1,341,508	104,217	1,294,217	0	47,291
FICA Contributions	348,473	348,473	24,923	316,576	0	31,897
Regular Employee Healthcare Benefits	2,261,353	2,261,353	169,418	1,615,462	0	645,890
Life Insurance Benefits	43,578	43,578	3,297	41,884	0	1,694
Utility Expense	249,705	249,705	21,482	174,458	0	75,246
Office Expense	17,506	17,506	6,638	10,341	0	7,165
Telecommunication Expense	427,767	427,767	28,692	398,664	0	29,103
Information Technology Expense	5,004	5,004	0	0	0	5,004
Professional Development/Meetings	6,257	6,257	228	2,494	0	3,763
Vehicle Maintenance Expense and Fuel	129,501	129,501	22,912	83,122	0	46,379
Operations Maintenance Expense	535,122	535,122	41,517	321,373	0	213,749
Toll Collection Expense	29,453	29,453	5,540	22,474	0	6,979
Uniform Expense	30,559	30,559	16,363	29,895	0	664
Business Insurance	963,223	963,223	38,460	919,459	0	43,763
Licenses & Inspections Expense	3,938	3,938	0	2,324	0	1,614
State Police Bridge Security	1,677,756	1,677,756	156,525	1,665,599	0	12,157
EZPass Equipment/Maintenance	332,421	332,421	32,364	331,744	0	677
EZPass Operating Expense	1,673,418	1,673,418	401,257	1,905,255	0	(231,837)
OPERATING EXPENSE SUBTOTAL	\$14,634,522	\$14,634,522	\$1,472,363	\$13,406,878	\$0	\$1,227,644
ADM OPS ALLOCATION						
TES Allocation			27,859	239,896		
Toll Operation Allocation			27,037	311,130		
Bridge Maint Allocation			20,355	197,613		
Maint/Toll Allocation			9,233	81,015		
PSBS Allocation			57,229	599,630		
ADM OPS ALLOCATION SUBTOTAL			\$141,713	\$1,429,283		
TOTAL EXPENSES			\$1,614,076	\$14,836,161		

Delaware River Joint Toll Bridge Commission
Budget vs Actual
For the Twelve Months Ending December 31, 2020

NORTHERN REGION TOLL BRIDGE

	Annual Budget 2020	YTD Budget 2020	Expended For The Month	Expended Year To Date	Encumbered	Remaining Annual Budget
OPERATING EXPENSE						
Regular Employee Salaries	\$4,430,047	4,430,047	\$371,075	\$4,303,642	\$0	\$126,405
Part-Time Employee Wages	104,140	104,140	6,324	29,920	0	74,221
Overtime Wages	156,470	156,470	34,477	102,438	0	54,033
Pension Contributions	1,374,640	1,374,640	101,825	1,309,638	0	65,002
FICA Contributions	353,830	353,830	26,793	331,186	0	22,644
Regular Employee Healthcare Benefits	2,262,417	2,262,417	170,050	1,612,667	0	649,751
Life Insurance Benefits	43,113	43,113	3,264	41,014	0	2,099
Utility Expense	168,187	168,187	10,641	120,055	0	48,132
Office Expense	17,212	17,212	6,616	13,850	0	3,362
Telecommunication Expense	352,762	352,762	25,556	330,045	0	22,717
Information Technology Expense	6,958	6,958	0	0	0	6,958
Professional Development/Meetings	2,919	2,919	40	990	0	1,929
Vehicle Maintenance Expense and Fuel	128,041	128,041	29,815	79,513	0	48,528
Operations Maintenance Expense	389,284	389,284	62,071	252,750	0	136,533
Toll Collection Expense	34,521	34,521	5,507	19,449	0	15,072
Uniform Expense	32,078	32,078	10,107	28,746	0	3,332
Business Insurance	855,340	855,340	35,578	818,274	0	37,066
Licenses & Inspections Expense	2,689	2,689	0	1,656	0	1,033
State Police Bridge Security	1,088,359	1,088,359	101,538	1,081,463	0	6,896
EZPass Equipment/Maintenance	395,172	395,172	39,786	393,598	0	1,575
EZPass Operating Expense	1,132,463	1,132,463	271,473	1,289,012	0	(156,549)
OPERATING EXPENSE SUBTOTAL	\$13,330,642	\$13,330,642	\$1,312,534	\$12,159,905	\$0	\$1,170,737
ADM OPS ALLOCATION						
TES Allocation			28,227	243,064		
Toll Operation Allocation			20,277	233,347		
Bridge Maint Allocation			16,284	158,090		
Maint/Toll Allocation			6,925	60,761		
PSBS Allocation			85,844	899,445		
ADM OPS ALLOCATION SUBTOTAL			\$157,557	\$1,594,706		
TOTAL EXPENSES			\$1,470,091	\$13,754,612		

Delaware River Joint Toll Bridge Commission
Budget vs Actual
For the Twelve Months Ending December 31, 2020

SOUTHERN DIVISION TOLL SUPPORTED BRIDGES

	Annual Budget 2020	YTD Budget 2020	Expended For The Month	Expended Year To Date	Encumbered	Remaining Annual Budget
OPERATING EXPENSE						
Regular Employee Salaries	\$1,807,885	1,807,885	\$154,785	\$1,744,384	\$0	\$63,501
Part-Time Employee Wages	5,000	5,000	1,518	6,317	0	(1,317)
Overtime Wages	57,279	57,279	3,121	11,049	0	46,230
Pension Contributions	620,693	620,693	53,760	606,592	0	14,101
FICA Contributions	156,065	156,065	10,459	131,567	0	24,498
Regular Employee Healthcare Benefits	1,174,582	1,174,582	88,341	842,327	0	332,255
Life Insurance Benefits	19,771	19,771	1,403	17,914	0	1,856
Utility Expense	57,397	57,397	16,255	44,596	0	12,801
Telecommunication Expense	64,006	64,006	5,767	67,850	0	(3,845)
Professional Development/Meetings	337	337	0	0	0	337
Vehicle Maintenance Expense and Fuel	9,316	9,316	745	745	0	8,571
Operations Maintenance Expense	57,299	57,299	626	29,124	0	28,174
Uniform Expense	21,367	21,367	1,262	17,795	0	3,572
Business Insurance	277,668	277,668	12,734	267,258	0	10,411
Licenses & Inspections Expense	634	634	0	653	0	(19)
State Police Bridge Security	914,970	914,970	85,361	909,173	0	5,797
EZPass Equipment/Maintenance	13,889	13,889	12,197	12,197	0	1,692
OPERATING EXPENSE SUBTOTAL	\$5,258,156	\$5,258,156	\$448,335	\$4,709,542	\$0	\$548,614
ADM OPS ALLOCATION						
TES Allocation			14,488	124,761		
Bridge Maint Allocation			6,785	65,871		
Maint/Toll Allocation			3,174	27,849		
PSBS Allocation			62,308	578,447		
ADM OPS ALLOCATION SUBTOTAL			\$86,755	\$796,927		
TOTAL EXPENSES			\$535,090	\$5,506,469		

Delaware River Joint Toll Bridge Commission
Budget vs Actual
For the Twelve Months Ending December 31, 2020

NORTHERN DIVISION TOLL SUPPORTED BRIDGES

	Annual Budget 2020	YTD Budget 2020	Expended For The Month	Expended Year To Date	Encumbered	Remaining Annual Budget
OPERATING EXPENSE						
Regular Employee Salaries	\$2,092,836	2,092,836	\$185,078	\$2,046,114	\$0	\$46,722
Part-Time Employee Wages	6,000	6,000	2,323	8,753	0	(2,753)
Overtime Wages	56,194	56,194	2,046	10,291	0	45,904
Pension Contributions	675,569	675,569	57,715	636,825	0	38,744
FICA Contributions	169,905	169,905	12,299	153,615	0	16,290
Regular Employee Healthcare Benefits	1,233,252	1,233,252	94,281	879,927	0	353,325
Life Insurance Benefits	22,312	22,312	1,575	19,099	0	3,213
Utility Expense	45,514	45,514	2,343	24,220	0	21,295
Office Expense	960	960	0	434	0	526
Telecommunication Expense	181,520	181,520	14,454	168,296	0	13,224
Professional Development/Meetings	253	253	0	0	0	253
Vehicle Maintenance Expense and Fuel	7,991	7,991	2,522	7,218	0	773
Operations Maintenance Expense	65,582	65,582	19,723	53,502	0	12,080
Uniform Expense	18,493	18,493	1,763	15,933	0	2,560
Business Insurance	222,989	222,989	11,081	215,695	0	7,294
Licenses & Inspections Expense	1,806	1,806	0	68	0	1,738
State Police Bridge Security	557,589	557,589	52,020	554,056	0	3,533
EZPass Equipment/Maintenance	13,889	13,889	12,175	12,175	0	1,714
OPERATING EXPENSE SUBTOTAL	\$5,372,655	\$5,372,655	\$471,397	\$4,806,221	\$0	\$566,434
ADM OPS ALLOCATION						
TES Allocation			14,474	124,639		
Bridge Maint Allocation			7,464	72,458		
Maint/Toll Allocation			3,174	27,849		
PSBS Allocation			55,857	512,991		
ADM OPS ALLOCATION SUBTOTAL			\$80,968	\$737,936		
TOTAL EXPENSES			\$552,366	\$5,544,157		

DELAWARE RIVER JOINT TOLL BRIDGE COMMISSION SYSTEM
STATEMENT OF REVENUE AND EXPENSES FOR THE TWELVE MONTHS ENDED DECEMBER 31, 2020

	Southern Toll Bridges	Central Toll Bridges	Northern Toll Bridges	Toll Bridges Subtotal	Southern Region TSB	Northern Region TSB	TSB Subtotal	Administration Operation	Administration Administrative	ADM Subtotal	TOTAL 2020	TOTAL 2019
TOLL REVENUE												
Net Toll Revenue	31,960,456	69,376,539	35,458,434	136,795,428	-	-	-	-	-	-	136,795,428	139,459,738
EZPass Fee	521,589	939,887	503,738	1,965,213	-	-	-	-	-	-	1,965,213	1,698,299
Net Violation Fee Income	2,425,141	2,041,910	1,440,184	5,907,236	-	-	-	-	-	-	5,907,236	3,099,791
REVENUE FROM TOLL	\$ 34,907,186	\$ 72,358,335	\$ 37,402,355	\$ 144,667,877	\$ -	\$ -	\$ -	\$ -	\$ -	\$ -	\$ 144,667,877	\$ 144,257,829
OPERATING EXPENSE												
Regular Employee Salaries	4,154,297	4,173,166	4,303,642	12,631,104	1,744,384	2,046,114	3,790,498	3,091,604	4,810,411	7,902,015	24,323,617	23,187,675
Part-Time Employee Wages	22,553	43,444	29,920	95,916	6,317	8,753	15,070	-	-	-	110,986	143,502
Summer Employee Wages	-	-	-	-	-	-	-	-	-	-	-	40,841
Overtime Wages	78,129	54,927	102,438	235,493	11,049	10,291	21,340	28,089	1,095	29,184	286,017	419,422
Pension Contributions	1,085,792	1,294,217	1,309,638	3,689,646	606,592	636,825	1,243,417	1,304,210	1,369,164	2,673,374	7,606,437	7,252,286
FICA Contributions	316,699	316,576	331,186	964,461	131,567	153,615	285,182	326,929	323,997	650,926	1,900,569	1,848,640
Regular Employee Healthcare Benefits	1,484,901	1,615,462	1,612,667	4,713,030	842,327	879,927	1,722,254	1,067,802	1,182,323	2,250,124	8,685,409	8,803,311
Life Insurance Benefits	41,245	41,884	41,014	124,143	17,914	19,099	37,013	44,097	45,661	89,758	250,914	240,532
Unemployment Compensation Benefits	-	-	-	-	-	-	-	-	14,920	14,920	14,920	8,420
Utility Expense	239,363	174,458	120,055	533,877	44,596	24,220	68,816	-	87,559	87,559	690,252	658,418
Office Expense	9,426	10,341	13,850	33,617	-	434	434	14,178	123,150	137,328	171,379	203,886
Telecommunication Expense	155,634	398,664	330,045	884,343	67,850	168,296	236,147	103,504	115,895	219,400	1,339,890	1,338,493
Information Technology Expense	-	-	-	-	-	-	-	-	761,573	761,573	761,573	699,716
Professional Development/Meetings	14	2,494	990	3,497	-	-	-	88,890	79,704	168,594	172,091	300,738
Vehicle Maintenance Expense and Fuel	112,248	83,122	79,513	274,883	745	7,218	7,962	560	6,312	6,872	289,717	433,533
Operations Maintenance Expense	328,976	321,373	252,750	903,099	29,124	53,502	82,627	-	36,754	36,754	1,022,480	1,329,286
ESS Operating Maintenance Expense	-	-	-	-	-	-	-	1,044,515	-	1,044,515	1,044,515	1,281,671
Commission Expense	-	-	-	-	-	-	-	-	9,450	9,450	9,450	24,234
Toll Collection Expense	15,379	22,474	19,449	57,302	-	-	-	-	-	-	57,302	75,843
Uniform Expense	21,060	29,895	28,746	79,701	17,795	15,933	33,728	11,096	10,234	21,330	134,759	173,665
Business Insurance	1,006,344	919,459	818,274	2,744,078	267,258	215,695	482,953	79,454	(97,339)	(17,885)	3,209,145	3,579,931
Licenses & Inspections Expense	2,153	2,324	1,656	6,134	653	68	721	-	-	-	6,854	8,784
Advertising	-	-	-	-	-	-	-	-	17,503	17,503	17,503	35,648
Professional Services	-	-	-	-	-	-	-	185,724	1,281,743	1,467,467	1,467,467	1,488,356
State Police Bridge Security	1,985,677	1,665,599	1,081,463	4,732,739	909,173	554,056	1,463,229	-	-	-	6,195,968	5,609,645
EZPass Equipment/Maintenance	393,614	331,744	393,598	1,118,956	12,197	12,175	24,373	-	-	-	1,143,329	1,037,009
General Contingency	-	-	-	-	-	-	-	-	-	-	-	-
EZPass Operating Expense	4,157,257	1,905,255	1,289,012	7,351,524	-	-	-	-	-	-	7,351,524	5,989,517
TOTAL OP., MAINT., & ADM	\$ 15,610,761	\$ 13,406,878	\$ 12,159,905	\$ 41,177,544	\$ 4,709,542	\$ 4,806,221	\$ 9,515,763	\$ 7,390,652	\$ 10,180,108	\$ 17,570,760	\$ 68,264,067	\$ 66,213,004
ADM OPS ALLOCATION												
TES Allocation	187,019	239,896	243,064	669,978	124,761	124,639	249,399	(1,059,489)	140,112	(919,378)	-	-
Toll Ops Allocation	233,347	311,130	233,347	777,825	-	-	-	(777,825)	-	(777,825)	-	-
Bridge Maint Allocation	164,677	197,613	158,090	520,380	65,871	72,458	138,329	(658,709)	-	(658,709)	-	-
Maint/Toll Allocation	55,698	81,015	60,761	197,473	27,849	27,849	55,698	(253,171)	-	(253,171)	-	-
PSBS Allocation	920,444	599,630	899,445	2,419,519	578,447	512,991	1,091,438	(3,510,956)	-	(3,510,956)	-	-
TOTAL ADM OPS ALLOCATION	\$ 1,561,185	\$ 1,429,283	\$ 1,594,706	\$ 4,585,175	\$ 796,927	\$ 737,936	\$ 1,534,863	\$(6,260,150)	\$ 140,112	\$(6,120,038)	\$ -	\$ -
OTHER OPERATING INC/EXP												
Other Operating Income	-	-	-	-	-	-	-	-	327,565	327,565	327,565	287,614
TOTAL OTHER OP INC	\$ -	\$ -	\$ -	\$ -	\$ -	\$ -	\$ -	\$ -	\$ 327,565	\$ 327,565	\$ 327,565	\$ 287,614
NET OPERATING INC	\$ 17,735,240	\$ 57,522,175	\$ 23,647,744	\$ 98,905,158	\$(5,506,469)	\$(5,544,157)	\$(11,050,626)	\$(1,130,502)	\$(9,992,655)	\$(11,123,157)	\$ 76,731,374	\$ 78,332,439
NON-OPERATING REV/EXP												
Interest Revenue											6,005,879	12,098,245
Other Non-Operating Revenue											-	21,317
Interest Expense											(24,851,368)	(29,085,137)
Depreciation Expense											(35,846,470)	(30,258,045)
TOTAL NON-OPS REV/EXP											\$(54,691,959)	\$(47,223,620)
CHANGE IN NET ASSETS											\$ 22,039,415	\$ 31,108,819

DELAWARE RIVER JOINT TOLL BRIDGE COMMISSION

Meeting of January 25, 2021

ADMINISTRATION

The following Pages reflect the reports on those items assigned to the Administration Department. Each item is reported separately and page numbered accordingly.

DELAWARE RIVER JOINT TOLL BRIDGE COMMISSION

Meeting of January 25, 2021

PURCHASING REPORT INDEX

MONTH OF DECEMBER 2020

SUBJECT	DESCRIPTION	PAGE NUMBER
Purchasing	Monthly Purchasing Report Covering the Month of December, 2020	1-3

DELAWARE RIVER JOINT TOLL BRIDGE COMMISSION

Meeting of January 25, 2021

MONTHLY PURCHASING REPORT

Month of December 2020

This report itemizes all orders for purchases made for the month of December, 2020, showing the divisions chargeable for the expense and the source of authority for issuance of the Purchase Order. This authority is broken into three categories:

- (1) By authority of the Commission
- (2) By authority of the Executive Director or his designate
- (3) By authority of the Director

The purchasing activities for the month of December 2020, culminated in the preparation and placement of 33 purchase orders in the total amount of \$217,746.65. For this month there were no price inquiries issued for any of the Purchase Orders issued.

Procurements of over \$5,000.00 during the period of December 2020 are shown below:

- One (1) Purchase Order was issued, in the total amount of \$101,978.00 for two (2) 2020 Ford Interceptor SUV's for the PS/BM Department;
- Two (2) Purchase Orders were issued, in the total amount of \$34,494.94 for bulk roadway salt for TM and NHL;
- One (1) Purchase Order was issued, in the total amount of \$19,750.00 for VMware Software annual renewal;
- One (1) Purchase Order was let, in the total amount of \$14,165.00 for network monitoring software renewal;
- A Purchase Order was issued, in the total amount of \$10,200.00 for an A/C replacement at EP.

In addition to the practices employed incidental to purchase of materials, etc., from vendors on a direct basis, the Commission also purchases via direct utilization of the purchasing processes of the State of New Jersey, the Commonwealth of Pennsylvania and other joint purchasing arrangements.

**DELAWARE RIVER JOINT TOLL BRIDGE COMMISSION
REPORT OF PURCHASING ACTIVITIES**

December 2020

PO Number	Vendor Name	General Description	Req Dept	Contract/Resolution/ Comment	** BY AUTHORITY OF **		Director
					Commission	Director of Purchasing	
20200672	HOOVER TRUCK CENTER	TRUCK REPAIR / PARTS	TM	NJ T-2085		789.35	
20200673	HORWITH FREIGHTLINER TRUCK CEN	TRUCK REPAIR	EP			575.17	
20200674	ALLSTATE SEPTIC SYSTEMS	SEPTIC PUMPING SERVICE	EP			400.00	
20200675	GARDEN STATE HIGHWAY PRODUCTS CAPITAL RESERVE	ESS: LED SIGN EP	ESS	COSTARS 24	1,870.00		
20200676	OFFICE BASICS	FURNITURE: OFFICE	TES	COSTARS 35		3,297.80	
20200677	GRAINGER	FULL FACE RESPIRATORS	SFT	OMNIA 191263		857.52	
20200678	OFFICE BASICS	PAPER/PLASTIC PRODUCTS	DWG	COSTARS 5		4,041.20	
20200679	OFFICE BASICS	JANITORIAL SUPPLIES/EQUIP	DWG	COSTARS 5		3,216.01	
20200680	SOLARWINDS. INC.	NET MONITOR SOFTWARE RENEWAL	IT			14,165.00	
20200681	SAFELITE AUTOGLASS	AUTOGLASS REPAIR	EP	COSTARS 25		405.94	
20200682	OFFICE BASICS	JANITORIAL SUPPLIES	SFT	COSTARS 5		102.78	
20200683	OFFICE BASICS	JANITORIAL SUPPLIES	AB SF	COSTARS 5		405.57	
20200684	Y-PERS	GLOVES	DWG			772.89	
20200685	GRAINGER	NON-PLEATED AIR FILTERS	AB SF	OMNIA 191263		142.56	
20200686	GRAINGER	HOODED COVERALLS COVID-19 SUIT	AB SF	OMNIA 191263		388.28	
20200687	OFFICE BASICS	COVID SUPPLIES WIPES	DWG	COSTARS 5		171.21	
20200688	WASTE MANAGEMENT	WASTE MANAGEMENT -DUMPSTERS	TM			3,803.94	
20200689	FOLEY INC	GENERATOR SERVICE AND REPAIR	I78			1,100.34	
20200690	CRYSTAL SPRINGS	CRYSTAL SPRINGS-WATER	NHL			604.00	
20200691	FRED BEANS FORD	VEHICLE ENGINE REPAIR	TM	PA 4400015878		744.77	
20200692	CHAPMAN CHRYSLER JEEP DODGE CAPITAL RESERVE	2020 FORD INTERCEPTOR SUV - 2	PSBS	COSTARS 13	101,978.00		

**DELAWARE RIVER JOINT TOLL BRIDGE COMMISSION
REPORT OF PURCHASING ACTIVITIES**

December 2020

PO Number	Vendor Name	General Description	Req Dept	Contract/Resolution/ Comment	** BY AUTHORITY OF **		
					Commission	Director of Purchasing	Director
20200693	BINSKY SERVICE CAPITAL RESERVE	A/C REPLACEMENT	EP	4267-12-19	10,200.00		
20200694	CDW-G	VMWARE SOFTWARE ANNL RENEW	IT	COSTARS 6		19,750.00	
20200695	RIVERSIDE CONSTRUCTION MATERIALS, INC.	BULK ROADWAY SALT - TM	TM	PA Bulk Salt COOP		27,890.06	
20200696	RIVERSIDE CONSTRUCTION MATERIALS, INC.	BULK ROADWAY SALT - NHL	NHL	PA Bulk Salt COOP		6,604.88	
20200697	DEER COUNTRY	TRACTOR REPAIR PARTS	TM			406.43	
20200698	FRED BEANS FORD	DUMP TRUCK REPAIRS	TM	PA 4400015878		1,401.95	
20200699	SUBURBAN PROPANE-2751	SUBURBAN PROPANE	AB SF			583.51	
20200700	OFFICE BASICS	JANITORIAL SUPPLIES	I78	COSTARS 5		3,115.95	
20200701	STARR UNIFORM	CLOTHING: MAINTENANCE	TM	COSTARS 12		127.24	
20200702	BAYARD PUMP & TANK CO., INC	FUEL SYSTEM MODIFICATIONS	NHL			3,562.00	
20200703	INNOVATIVE SURFACE SOLUTIONS	LIQUID MAGNESIUM CHLORIDE	NHL			3,693.90	
20200704	MECHANICAL X ADANTAGE LLC	HVAC FILTERS	AB SF			578.40	
Purchase Order Count: 33				AUTHORITY TOTALS:	\$114,048.00	\$103,698.65	\$0.00
				GRAND TOTAL:	\$217,746.65		

Delaware River Joint Toll Bridge Commission
Meeting of January 25, 2021

E-ZPASS REPORT
CUSTOMER SERVICE CENTER/VIOLATIONS PROCESSING CENTER (CSC/VPC)
OPERATIONS REPORT FOR THE E-ZPASS SYSTEM
DECEMBER 2020

SUBJECT	DESCRIPTION	PAGE NUMBER
E-ZPass CSC/VPC Operations Report	E-ZPass CSC/VPC Operations Report December	1-4

Delaware River Joint Toll Bridge Commission
Meeting of January 25, 2021

**E-ZPASS REPORT
CUSTOMER SERVICE CENTER/VIOLATIONS PROCESSING CENTER (CSC/VPC)
OPERATIONS REPORT FOR THE E-ZPASS SYSTEM
DECEMBER 2020**

E-ZPass Account and Transponder Information as reported by Conduent State and Local Solutions, Inc. (CSC/VPC Provider)

Total Number of Migrated DRJTBC and NJ CSC E-ZPass Accounts

Migrated Business Accounts	Migrated Private Accounts	Total Number of Migrated Accounts	Total Number of NJ CSC Active Accounts
1,654	77,339	78,993	3,299,188

Total Number of Migrated DRJTBC (029) Transponders and NJ CSC E-ZPass Transponders

Migrated Business Account Transponders	Migrated Private Account Transponders	Total Number of Migrated Transponders	Total Number of NJ CSC Active Transponders
9,228	131,323	140,551	5,562,478

The Commission will be able to identify 78,993 migrated accounts through a prefix account number (60000). This number will precede the 4-digit account assigned to these accounts. The prefix number was provided in order for the Commission to identify all migrated E-ZPass accounts.

Delaware River Joint Toll Bridge Commission
Meeting of January 25, 2021

**E-ZPASS REPORT
CUSTOMER SERVICE CENTER/VIOLATIONS PROCESSING CENTER (CSC/VPC)
OPERATIONS REPORT FOR THE E-ZPASS SYSTEM
DECEMBER 2020**

E-ZPass Department Call Activity	Total Calls for December
<i>CSC/VPC Inquiries</i>	
Account Modification Requests	44
Violation Notification Inquires	40
SFB Inquiries (commuter discount/toll by plate)	22
<i>General Commission Inquiries</i>	
Calls referred to Other Departments (H.R., Eng., ESS)	13
<i>Web-Inquiries</i>	
Account Updates	19
Violations	22
Disputes	37
TOTAL NUMBER OF CALLS	197

E-ZPass account modification requests and violation inquiries represent an increase in calls for December.

SCUDDER FALLS BRIDGE	TOLL-BY-PLATE BILLS AND VIOLATION NOTICES MAILED IN DECEMBER
TOLL BILL A	25,729
TOLL BILL B	13,376
LEVEL 1 VIOLATIONS	10,127
LEVEL 2 VIOLATIONS	4,284

**E-ZPASS REPORT
CUSTOMER SERVICE CENTER/VIOLATIONS PROCESSING CENTER (CSC/VPC)
OPERATIONS REPORT FOR THE E-ZPASS SYSTEM
DECEMBER 2020**

CSC/VPC Post-Migration Collection Update:

As a result of post-migration collection efforts from May 2014 – December 2020, New Jersey E-ZPass reports \$5,682,350.29 collected in tolls and \$18,639,764.28 collected in fees.

Collection Account Updates:

CRST Lincoln Sales - August Settlement: DRJTBC received payment in the amount of \$43,188.15 for violation transactions from February 2016 through July 2019. The full outstanding toll in the amount of \$14,428.15 was paid. Conduent receives a percentage share of the administrative fee. Therefore, DRJTBC received payment for the fees in the amount of \$19,185.00. Commission counsel filed a civil complaint for the outstanding amount. General Counsel for CRST International, Inc. and Commission counsel representing Florio Perucci Steinhardt & Capelli negotiated payment for the entire outstanding amount.

Transcom - August Settlement: DRJTBC received payment in the amount of \$5,000.00 representing outstanding tolls from April 2014-October 2018. Commission counsel filed a civil complaint for the outstanding amount. Counsel for Transcom and Commission counsel representing Florio Perucci Steinhardt & Capelli negotiated payment.

JCV Trucking - September Settlement: DRJTBC will receive payment in the amount of \$100,050.00 representing outstanding tolls and a portion of fees for violation transactions from 2014-2018. The full outstanding toll in the amount of \$67,098 will be paid. \$32,952.00 will be applied to \$143,010.00 in outstanding fees. Commission counsel filed a civil lawsuit for the outstanding amounts. A hearing in Federal Bankruptcy Court was scheduled on September 24th which resulted in JCV's Chapter 11 Reorganization Plan and Disclosure Statement. Monthly payments will be paid in the amount of \$1,334.00 over 75 months.

TMT Trucking: On 12/19/19, DRJTBC was awarded \$40,000.00 during an arbitration hearing. The defendant as well as the Commission has 30 days to appeal the verdict. The Commission nor the defendant has appealed the verdict. The current outstanding amount owed to the Commission in tolls is \$19,584.00 and \$31,290.00 in fees.

Jhonatan Trucking: Arbitration awarded to the Commission in the amount of \$75,015.50 for outstanding tolls and fees.

**E-Z PASS REPORT
CUSTOMER SERVICE CENTER/VIOLATIONS PROCESSING CENTER (CSC/VPC)
OPERATIONS REPORT FOR THE E-ZPASS SYSTEM
DECEMBER 2020**

Violation Camera Monitoring:

The E-ZPass Department in tandem with TransCore's Field Service Technicians (FSTs) monitor vehicle license plate images in the Southern, Central and Northern Regions through the Commission's Violation Enforcement System (VES).

**IAG, New Jersey Turnpike Authority (NJTA) and Electronic Toll Collection System (ETC)
Meetings and Workshops**

Continue to represent the Commission at the following committees, meetings and workshops:

1. IAG Reciprocity Committee
2. IAG Public Relations & Marketing Committee
3. IAG Legal Committee
4. IAG Rental/Fleet Car Subgroup Committee
5. New Jersey Turnpike Authority Project Status Meetings
6. New Jersey Customer Service Center Requirements Meetings

DELAWARE RIVER JOINT TOLL BRIDGE COMMISSION
Meeting of January 25, 2021

ELECTRONIC TOLL COLLECTION PROGRAM

MONTH OF DECEMBER 2020

SUBJECT	DESCRIPTION	PAGE NUMBER
ETC PROGRAM	Electronic Toll Collection Program Report	1-2

DELAWARE RIVER JOINT TOLL BRIDGE COMMISSION
Meeting of January 25, 2021

ELECTRONIC TOLL COLLECTION PROGRAM
MONTH OF DECEMBER 2020

The following items were recently initiated, accomplished or performed during the above noted month:

Activities for the In-Lane Toll System

1. Kapsch submitted a list of recommendations for tuning adjustments for the Commission's transponder readers. The recommendations were submitted to TransCore for review and implementation. TransCore adjusted the reader tuning at Milford-Montague and Portland-Columbia toll bridges to improve transponder reading and currently monitoring to confirm the results.
2. TransCore is preparing an order of magnitude estimate for the replacement of the roadway loops located within each conventional toll plaza lane and the Open Road Tolling zone as these will need to be replaced during the Delaware Water Gap Toll Bridge pavement rehabilitation project.
3. Commission Staff and TransCore meet monthly to review and discuss system operational and maintenance items. A weekly call also takes place to briefly review system maintenance items for the week.

Activities for the E-ZPass Customer Service Center/Violation Processing Center

1. The New Jersey Turnpike Authority (NJTA), as the lead agency, is facilitating all meetings with the other agencies and Conduent to manage the implementation of outstanding system elements for the New Jersey E-ZPass Customer Service Center.
2. Commission staff worked with Conduent to establish their communication connection to the disaster recovery toll host located at the New Hope Administration Building. TransCore completed the network router configurations for the disaster recovery toll host. Conduent will finalize the connectivity of the NJ CSC to the disaster recovery toll host and will then test the end to end connection.

General Electronic Toll Collection Program Activities

1. Mr. Stracciolini participated in the IAG E-ZPass Executive Management Committee meeting and Policy Committee meetings.
2. Mr. Stracciolini is participating in the IAG's Tag Only Procurement team, Non-toll Business Opportunity Task Force and Protocol Planning Working Group.

DELAWARE RIVER JOINT TOLL BRIDGE COMMISSION
Meeting of January 25, 2021

3. Mr. Stracciolini is the Co-Chair of the IAG's Next Generation Equipment Procurement Committee and has facilitated several working meetings with the consulting team for preparation of a Request for Proposals.
4. Mr. Stracciolini served on the evaluation committee for the review of proposals in response to the IAG Interoperability Hub Request for Proposals.

**Delaware River Joint Toll Bridge
Commission Meeting of November 23, 2020**

CONTRACT COMPLIANCE REPORT INDEX

Month of December 2020

SUBJECT	DESCRIPTION	PAGE NUMBER
Contract Compliance Program Operations Report	Operations Report December 2020	1-15

**Delaware River Joint Toll Bridge Commission
Meeting of January 25, 2020**

TABLE OF CONTENTS

	<u>PAGE</u>
IBE Program Overview	3
Compliance Score Rankings Overview	4
 <u>IBE PROGRAM</u> 	
Professional Services & Construction Contractors Payments & Workforce Utilization Pie Chart Summaries <i>(Active & Completed Contracts)</i>	5
<i>Reference: Active Professional Projects Payments Detail and Score Rankings</i>	6
<i>Reference: Completed Professional Projects Payments Detail and Score Rankings</i>	7
<i>Reference: Active Construction Projects Payment Detail and Workforce Utilization Score Rankings</i>	8 - 9
<i>Reference: Completed Construction Projects Payment Detail and Workforce Utilization Score Rankings</i>	10 - 11
 <u>MWSBE Program</u> 	
MWSBE: Minority (7%), Women (3%), and Small Business (25%) Enterprise Program Overview	12
MWSBE Program Commitments for Professional and Construction <i>(Active & Completed Pie Charts)</i>	13
MWSBE Professional & Construction Projects Final Commitments	14 - 15

**Delaware River Joint Toll Bridge
Commission Meeting of January 25, 2020**

IBE PROGRAM OVERVIEW

The Delaware River Joint Toll Bridge Commission (Commission) established an IBE Program (MBE/WBE/SBE/DBE/DsBE/VBE) with a target of 25% for all Professional Services and Construction Contracts awarded by the Commission effective July 1, 2014. To date, the Commission has awarded **(65)** contracts with the IBE Program requirements. Currently, there are **(36) active** projects and **(29) completed** projects.

IBE Program Requirements

The Commission began using Elation Systems effective January 2017, as the online system for Payment Verification and Certified Payroll Reporting (CPR). All contracts awarded by the Commission to a Prime Consultant/Prime Contractor and their Subconsultants and Subcontractors use this service free of charge. Online training is available to vendors on how to use Elation Systems. The Contract Compliance Department and Elation Support Staff are available to assist all users.

The Contract Compliance Department (CCD) monitors, posts and reports data in regards to all payments. The CCD also reviews all Certified Payrolls submitted into Elation Systems.

The following are all mandatory requirements:

Company On-Line Registration:

- i. All Primes must register their company and activate an account in Elation Systems; *and*
- ii. All Primes must also ensure that all Subconsultants and Subcontractors register their company and activate an account in Elation Systems.

Payment Verification:

- i. Prime Contractors must post all payments to their Subconsultants and/or Subcontractors in Elation Systems; *and*
- ii. Prime Contractors and their Subconsultants and/or Subcontractors must confirm all payments received in Elation Systems.

Certified Payroll Reporting:

- i. All Prime Contractors are responsible for assigning someone from their staff with the responsibility to review, approve, and upload their CPR(s) on a weekly basis into Elation Systems; *and*
- ii. All Prime Contractors must also ensure that their Subcontractors upload their CPR(s) on a weekly basis into Elation Systems.

Prime Consultants / Contractors IBE Target performance will be displayed / available on the Commission's public website.

**Delaware River Joint Toll Bridge
Commission Meeting of January 25, 2020
Contract Compliance Department Compliance
Score Rankings Overview**

The Commission through its Contract Compliance Department has instituted a Compliance Score Ranking that will be included in the Monthly Contract Compliance Report for all Professional Services and Construction Projects.

The Compliance Score Ranking is an ongoing summary of data presented on Active and Completed contracts, which includes the tracking of payments from Prime Consultants and Contractors to IBE Subconsultants and Subcontractors, and the Prime Contractors Workforce Utilization. The Scores will illustrate the progress and participation to meet the Targets by Prime Consultants and Contractors as part of the IBE program.

The complete and timely reporting of payments and certified payrolls to the Elation Systems by the Prime Consultants and Prime Contractors, and their Subconsultants and Subcontractors, will assist the Prime Consultant and Prime Contractor in tracking the data to meet their targets.

Accordingly, each Prime will also be given a final grade at the completion of each project. Additionally, the data will be uploaded onto the Commission's public website on a monthly basis. ***The Score(s) are factored using the following criteria:***

IBE PAYMENTS

The payments by the Prime Consultant / Contractor to each of their IBE Subconsultants / Subcontractors will be calculated based on the criteria set by the Commission's 25% IBE Target.

WORKFORCE UTILIZATION

Workforce utilization contains 2 levels of scoring and documents the hourly employee utilization by workforce type, ethnicity and gender.

IBE Payments Legend	
Score Rankings	IBE Commitment Participation
A+	45% & above
A	35% to 44.9%
B+	30% to 34.9%
B	25% to 29.9%
C+	20% to 24.9%
C	15% to 19.9%
D+	10% to 14.9%
D	5% to 9.9%
F	4.9% & below

Workforce Utilization Legend		
Score Rankings	Workforce Commitment Participation	Ethnicity & Gender Participation
A+	30% & above	25% & a above
A	25% to 29.9%	15% to 24.9%
B+	20% to 24.9%	over 15%
B	15% to 19.9%	10% to 14.9%
C+	10% to 14.9%	over 10%
C	10% to 14.9%	7.5% to 9.9%
D+	5% to 9.9%	over 7.5%
D	5% to 9.9%	5% to 7.4%
F	4.9% & below	4.9% & below

**Delaware River Joint Toll Bridge
Commission Meeting of January 25, 2020**

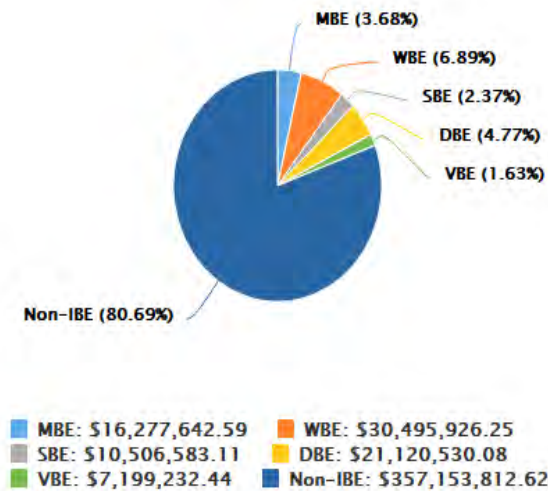
Professional Services and Construction Contractors 25% IBE Target Status

ACTIVE PROJECTS

Current IBE Status: 19.31%

Total Payments to Prime: \$442,597,494.99

Total Payments to IBEs: \$85,443,682.37



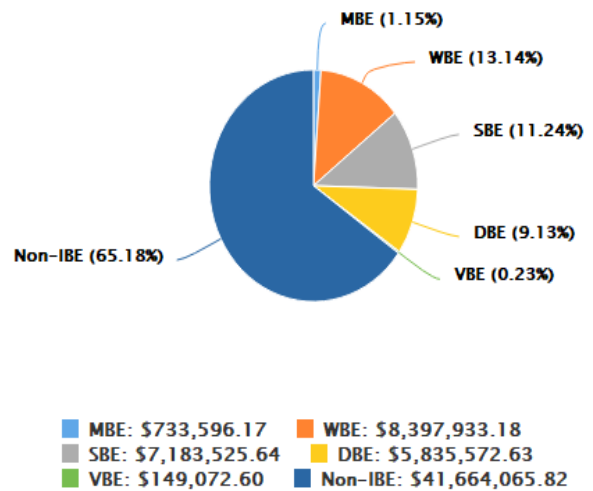
COMPLETED PROJECTS

Final IBE Status: 34.82%

Total Prime Awarded Contract Values: \$64,853,884.85

Total Payments to Prime: \$63,920,176.38

Total Payments to IBEs: \$22,256,110.56

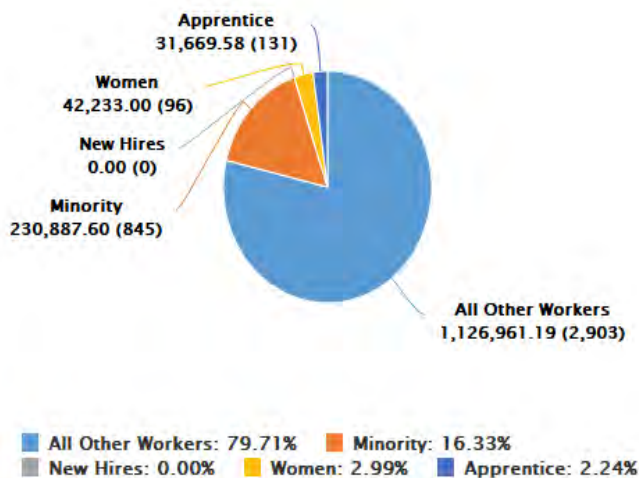


Prime Contractor(s) & Subcontractor(s) Workforce Utilization Categories By Hours, Workers & Ethnicity

Workers Categories

Hours, Percentages and Workers

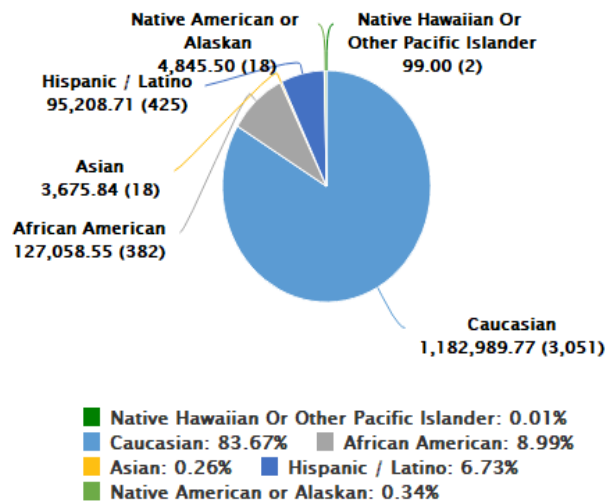
Total Hours Worked: 1,413,877.37



Ethnicity Categories

Hours, Percentages and Workers

Total Number of Workers: 3,896



(Percentage is based on work hours)

(Percentage is based on work hours)

Delaware River Joint Toll Bridge Commission Meeting of January 25, 2020

Active Professional Services Projects Payments Detail Report

Date: From 07/01/2014 To 12/31/2020

IBE Payments Legend	
Score Rankings	IBE Commitment
A+	45% & above
A	35% to 44.9%
B+	30% to 34.9%
B	25% to 29.9%
C+	20% to 24.9%
C	15% to 19.9%
D+	10% to 14.9%
D	5% to 9.9%
F	4.9% & below

	Contract Value	Prime P / T / D	IBE P / T / D	IBE Actual	Score
All Professional and Construction Projects Totals	\$ 589,412,532.31	\$ 442,597,494.99	\$ 85,443,682.37	19.31%	C
All Professional Services Projects Totals	\$ 100,387,758.35	\$ 75,229,013.55	\$ 17,978,452.68	23.90%	C+

	Prime Consultants	IBE Firm	Project Title	Contract Value	Prime P / T / D	IBE P / T / D	IBE Actual	Score
1	Gannett Fleming Inc. - Camp Hill, PA		C-519A GANNETT - Southern Operations & Maintenance Facilities Improvements	\$ 4,848,884.63	\$ 2,902,807.76	\$ 600,114.44	20.67%	C+
2	Greenman-Pedersen, Inc.		C-590A PROFESSIONAL ENGINEERING	\$ 1,420,768.65	\$ 764,536.04	\$ 123,234.83	16.12%	C
3	Michael Baker International, Inc.		C-660A BAKER - SFB Replacement Project Final Design Services	\$ 33,626,658.74	\$ 32,125,757.15	\$ 6,505,751.38	20.25%	C+
4	McCormick Taylor, Inc.		C-662A McCORMICK - SFB Replacement	\$ 1,800,016.87	\$ 1,333,954.98	\$ 364,088.20	27.29%	B
5	Cherry, Weber & Associates, P.C.		C-684A-2 Van Cleef Engineering Associates, LLC - formally - CHERRY	\$ 1,260,000.00	\$ 1,178,097.76	\$ 217,016.14	18.42%	C
6	French & Parrello Associates (IBE Prime)	VBE	C-696B FRENCH - TOA / Engineering Services - NJ Assignment	\$ 500,000.00	\$ 139,135.60	\$ 139,135.60	100.00%	A+
7	Rummel, Klepper and Kahl, LLP		C-701A RK&K - TOA / Engineering Services for Electronic Toll Collection	\$ 500,000.00	\$ 461,377.87	\$ 91,464.15	19.82%	C
8	IH Engineers, P.C. (IBE Prime)	MBE	C-702B IH ENGS (IBE)- STRUCTURAL / CIVIL TASK ORDER AGREEMENT - NJ	\$ 1,000,000.00	\$ 841,938.28	\$ 841,938.28	100.00%	A+
9	Urban Engineers, Inc.		C-703A URBAN - TOA / Construction	\$ 500,000.00	\$ 445,990.62	\$ 89,676.75	20.11%	C+
10	Greenman-Pedersen, Inc.		C-704A GPI / New Hope-Lambertville Toll	\$ 500,000.00	\$ 499,094.35	\$ 28,483.06	5.71%	D
11	USA Architects (IBE Prime)	SBE	C-707A USA - Commission Administration Building at Scudder Falls	\$ 1,376,451.71	\$ 1,376,354.11	\$ 1,376,354.11	100.00%	A+
12	Pennoni Associates Inc		C-715A PENNONI ASSOCIATES INC -	\$ 1,000,000.00	\$ 779,811.00	\$ 185,536.80	23.79%	C+
13	Johnson, Mirmiran and Thompson, Inc.		C-716A JMT (JOHNSON, MIRMIRAN & THOMPSON) - Facilities Task Order	\$ 500,000.00	\$ 131,036.70	\$-	0.00%	F
14	The Gordian Group, Inc.		C-727A THE GORDIAN GROUP, INC.- JOB	\$ 650,000.00	\$ 211,300.76	\$-	0.00%	F
15	Rummel, Klepper and Kahl, LLP		C-728A RUMMEL, KLEPPER & KAHL - ELECTRONIC TOLL COLLECTION /	\$ 500,000.00	\$-	\$-	0.00%	N/A
16	French & Parrello Associates (IBE Prime)	VBE	C-729A FRENCH & PARRELLO ASSOCIATES - FACILITIES TASK ORDER	\$ 500,000.00	\$-	\$-	0.00%	N/A
17	Arora and Associates, P.C. (IBE Prime)	MBE	C-732A ARORA AND ASSOCIATES, PC.- (IBE) - Structural Civil TOA - NJ	\$ 2,000,000.00	\$ 221,131.51	\$ 221,131.51	100.00%	A+
18	KS Engineers, P.C. (IBE Prime)	MBE	C-733A KS ENGINEERS, P.C. - CONSTRUCTION MANAGEMENT	\$ 500,000.00	\$ 40,101.75	\$ 40,101.75	100.00%	A+
19	WSP/PARSONS BRINCKERHOFF, INC		C-750A WSP - USA - STRUCTURAL / CIVIL TASK ORDER AGREEMENT (TOA)	\$ 1,000,000.00	\$-	\$-	0.00%	N/A
20	TRC Engineers		CI-671A TRC - SFB Replacement Project	\$ 6,515,220.03	\$ 3,200,022.70	\$ 1,227,113.37	38.35%	A
21	WSP/PARSONS BRINCKERHOFF, INC		CI-672A PARSONS (WSP) - SFB Replacement Project Engineering	\$ 7,776,718.32	\$ 3,991,282.65	\$ 1,041,793.75	26.10%	B
22	Gannett Fleming Inc. - Camp Hill, PA		CI-673A GANNETT - SFB Replacement Project Engineering Services for NJ	\$ 6,568,103.32	\$ 4,322,129.91	\$ 1,478,520.42	34.21%	B+
23	Hill International, Inc. - Philadelphia, PA		CM-669A HILL - SFB Replacement Project Construction Management Services	\$ 25,015,066.98	\$ 19,733,365.71	\$ 3,371,248.18	17.08%	C
24	Joseph Jingoli & Son, Inc.		CM-707A JINGOLI - Commission	\$ 529,869.10	\$ 529,786.34	\$ 35,749.96	6.75%	D

*Met or Exceeded the Target

*Did Not Meet the Target

*P/T/D = Paid To Date

Delaware River Joint Toll Bridge Commission Meeting of January 25, 2020

Complete Professional Services Projects Payments Detail Report

Date: From 12/01/2014 To 12/31/2020

IBE Payments Legend	
Score Rankings	IBE Commitment
A+	45% & above
A	35% to 44.9%
B+	30% to 34.9%
B	25% to 29.9%
C+	20% to 24.9%
C	15% to 19.9%
D+	10% to 14.9%
D	5% to 9.9%
F	4.9% & below

	Contract Value	Prime P / T / D	IBE P / T / D	IBE Actual	Score
All Professional and Construction Projects Totals	\$ 64,853,884.85	\$ 63,920,176.38	\$ 22,256,110.56	34.82%	B+
All Professional Services Projects Totals	\$ 6,708,587.56	\$ 6,407,938.62	\$ 1,233,527.99	19.25%	C

	Prime Consultants	IBE Firm	Project Title	Contract Value	Prime P / T / D	IBE P / T / D	IBE Actual	Score
1	Burns Engineering, Inc.		C-508A BURNS - I-78 Maintenance	\$ 717,042.74	\$ 717,042.74	\$ 305,795.94	42.65%	A
2	Gannett Fleming Inc. - Camp Hill, PA		C-644A GANNETT - I-78 Bridges & Approach Slab Rehabilitation	\$ 651,157.49	\$ 600,565.63	\$ 42,925.47	7.15%	D
3	Ammann & Whitney		C-650A AMMANN - Riverton / Belvidere	\$ 517,538.84	\$ 451,072.33	\$ 36,347.80	8.06%	D
4	Joseph Jingoli & Son, Inc.		C-657A JINGOLI - TOA / Building	\$-	\$-	\$-	0.00%	N/A
5	Pennoni Associates Inc		C-663A PENNONI - SFB Replacement	\$ 237,424.67	\$ 237,424.67	\$ 118,547.24	49.93%	A+
6	Johnson, Mirmiran and Thompson, Inc.		C-696A JMT - TOA / Engineering Services - PA Assignment	\$ 500,000.00	\$ 436,347.22	\$ 91,400.98	20.95%	C+
7	Jacobs Engineering Group Inc.		CI-566A JACOBS - Portland / Columbia Toll Bridge Approach Roadways	\$ 476,991.53	\$ 476,991.53	\$ 144,473.11	30.29%	B+
8	Jacobs Engineering Group Inc.		CI-665A JACOBS - SFB Replacement Project Engineering Services for PA	\$ 626,965.40	\$ 626,933.76	\$ 44,766.05	7.14%	D
9	STV Inc. - Trenton, NJ		CM-508A STV - I-78 Maintenance Garage	\$ 586,402.81	\$ 582,335.21	\$ 44,851.79	7.70%	D
10	Greenman-Pedersen, Inc.		CM-644A GPI - I-78 Bridges and Approach	\$ 1,545,442.08	\$ 1,429,603.53	\$ 266,934.72	18.67%	C
11	Greenman-Pedersen, Inc.		CM-664A GPI - SFB Replacement Project	\$ 849,622.00	\$ 849,622.00	\$ 137,484.89	16.18%	C

*Met or Exceeded the Target

*Did Not Meet the Target

*P/T/D = Paid To Date

Delaware River Joint Toll Bridge Commission Meeting of January 25, 2020

Construction Projects - Summary's & Scores (IBE Payments, Workforce Hours & Ethnicity Participation)

Date: From 07/01/2014 To 12/31/2020

IBE Payments Legend	
Score Rankings	IBE Commitment Participation
A+	45% & above
A	35% to 44.9%
B+	30% to 34.9%
B	25% to 29.9%
C+	20% to 24.9%
C	15% to 19.9%
D+	10% to 14.9%
D	5% to 9.9%
F	4.9% & below

Total of all Primes Contract Values \$489,024,773.96

Total Payments to all Primes \$367,368,481.44

Total Payments to all IBEs \$67,465,229.69

IBE Target 25.00%

IBE Actual 18.36%

Workforce Utilization Legend		
Score Rankings	Workforce Commitment Participation	Ethnicity & Gender Participation
A+	30% & above	25% & above
A	25% to 29.9%	15% to 24.9%
B+	20% to 24.9%	over 15%
B	15% to 19.9%	10% to 14.9%
C+	10% to 14.9%	over 10%
C	10% to 14.9%	7.5% to 9.9%
D+	5% to 9.9%	over 7.5%
D	5% to 9.9%	5% to 7.4%
F	4.9% & below	4.9% & below

ALL CONSTRUCTION PROJECTS														
Payments Summary					Workforce Hours Summary 19.16%						Ethnicity Participation Summary			
Total <div>□</div> Contracts <div>□</div> Value	Total Prime <div>□</div> P / T / D	Total IBE <div>□</div> P / T / D	Total IBE %	Payments Score <div>(Total IBE Payments)</div>	Total Number of Workers	Total Hours Worked	Caucasian Hours	Total Minority Hours	Total Women Hours	Workforce Score <div>(Total Hours Worked)</div>	Caucasian %	Minority %	Women %	Ethnicity Score <div>(Total Participation)</div>
\$489,024,773.96	\$367,368,481.44	\$67,465,229.69	18.36%	C	3200	1,305,243.26	1,095,082.46	210,160.80	39,965.75	B	83.90%	16.10%	3.06%	A

DB-540A TRANSORE - Electronic Toll Collection System Replacement - Design, Build & Maintain														
Payments Summary					Workforce Hours Summary 53.31%						Ethnicity Participation Summary			
Total <div>□</div> Contracts <div>□</div> Value	Total Prime <div>□</div> P / T / D	Total IBE <div>□</div> P / T / D	Total IBE %	Payments Score <div>(Total IBE Payments)</div>	Total Number of Workers	Total Hours Worked	Caucasian Hours	Total Minority Hours	Total Women Hours	Workforce Score <div>(Total Hours Worked)</div>	Caucasian %	Minority %	Women %	Ethnicity Score <div>(Total Participation)</div>
\$12,462,964.26	\$11,346,449.43	\$2,316,211.51	20.41%	C+	15	2,040.00	952.50	1,087.50	0.00	A+	46.69%	53.31%	0.00%	A+

DB-724A SCHNEIDER ELECTRIC Electronic Surveillance/Detection System Maintenance Contract														
Payments Summary					Workforce Hours Summary 45.89%						Ethnicity Participation Summary			
Total Contracts Value	Total Prime P / T / D	Total IBE P / T / D	Total IBE %	Payments Score (Total IBE Payments)	Total Number of Workers	Total Hours Worked	Caucasian Hours	Total Minority Hours	Total Women Hours	Workforce Score (Total Hours Worked)	Caucasian %	Minority %	Women %	Ethnicity Score (Total Participation)
\$11,294,820.75	\$1,130,213.97	\$27,708.76	2.45%	F	57	717.00	479.00	238.00	91.00	A+	66.81%	33.19%	12.69%	A+

T-611A MAGNUM (IBE) NH-L Toll Bridge Salt Storage Facility														
Payments Summary					Workforce Hours Summary 2.16%						Ethnicity Participation Summary			
Total Contracts Value	Total Prime P / T / D	Total IBE P / T / D	Total IBE %	Payments Score (Total IBE Payments)	Total Number of Workers	Total Hours Worked	Caucasian Hours	Total Minority Hours	Total Women Hours	Workforce Score (Total Hours Worked)	Caucasian %	Minority %	Women %	Ethnicity Score (Total Participation)
\$1,439,584.00	\$1,348,934.71	\$1,348,934.71	100.00%	A+	65	5,925.50	5,805.50	120.00	8.00	F	97.97%	2.03%	0.14%	F

T-668A TRUMBULL 2 New Jersey - SFB Replacement Project														
Payments Summary					Workforce Hours Summary 21.11%						Ethnicity Participation Summary			
Total Contracts Value	Total Prime P / T / D	Total IBE P / T / D	Total IBE %	Payments Score (Total IBE Payments)	Total Number of Workers	Total Hours Worked	Caucasian Hours	Total Minority Hours	Total Women Hours	Workforce Score (Total Hours Worked)	Caucasian %	Minority %	Women %	Ethnicity Score (Total Participation)
\$-	\$-	\$-	0.00%	N/A	1398	525,113.15	430,078.35	95,034.80	15,790.50	B+	81.90%	18.10%	3.01%	A

T-668A TRUMBULL 1 Pennsylvania SFB Bridge Replacement Project														
Payments Summary					Workforce Hours Summary 18.55%						Ethnicity Participation Summary			
Total Contracts Value	Total Prime P / T / D	Total IBE P / T / D	Total IBE %	Payments Score (Total IBE Payments)	Total Number of Workers	Total Hours Worked	Caucasian Hours	Total Minority Hours	Total Women Hours	Workforce Score (Total Hours Worked)	Caucasian %	Minority %	Women %	Ethnicity Score (Total Participation)
\$423,607,138.95	\$326,053,010.76	\$57,631,875.57	17.68%	C	1608	670,645.66	569,690.83	100,954.83	23,466.25	B	84.95%	15.05%	3.50%	A

Delaware River Joint Toll Bridge Commission Meeting of January 25, 2020

T-707A Bracy Commission Administration Building at SFB & Adaptive Reuse of the 1799 Building														
Payments Summary					Workforce Hours Summary 12.32%					Ethnicity Participation Summary				
Total <input type="checkbox"/> Contracts <input type="checkbox"/> Value	Total Prime <input type="checkbox"/> P / T / D	Total IBE <input type="checkbox"/> P / T / D	Total IBE %	Payments Score (Total IBE Payments)	Total Number of Workers	Total Hours Worked	Caucasian Hours	Total Minority Hours	Total Women Hours	Workforce Score (Total Hours Worked)	Caucasian %	Minority %	Women %	Ethnicity Score (Total Participation)
\$21,357,000.00	\$21,418,985.71	\$4,382,167.83	20.46%	C+	435	80,061.86	70,408.20	9,653.66	209.00	C	87.94%	12.06%	0.26%	B

T-711AR BRACY - Easton Phillipsburg Toll Bridge Salt Storage Building														
Payments Summary					Workforce Hours Summary 15.61%					Ethnicity Participation Summary				
Total <input type="checkbox"/> Contracts <input type="checkbox"/> Value	Total Prime <input type="checkbox"/> P / T / D	Total IBE <input type="checkbox"/> P / T / D	Total IBE %	Payments Score (Total IBE Payments)	Total Number of Workers	Total Hours Worked	Caucasian Hours	Total Minority Hours	Total Women Hours	Workforce Score (Total Hours Worked)	Caucasian %	Minority %	Women %	Ethnicity Score (Total Participation)
\$1,711,600.00	\$1,666,931.06	\$18,727.94	1.12%	F	77	5,669.75	4,784.50	885.25	0.00	B	84.39%	15.61%	0.00%	A

T-730A BRACY Southern Operations & Maintenance Facilities Improvements Trenton Morrisville Salt Operations														
Payments Summary					Workforce Hours Summary 6.85%					Ethnicity Participation Summary				
Total <input type="checkbox"/> Contracts <input type="checkbox"/> Value	Total Prime <input type="checkbox"/> P / T / D	Total IBE <input type="checkbox"/> P / T / D	Total IBE %	Payments Score (Total IBE Payments)	Total Number of Workers	Total Hours Worked	Caucasian Hours	Total Minority Hours	Total Women Hours	Workforce Score (Total Hours Worked)	Caucasian %	Minority %	Women %	Ethnicity Score (Total Participation)
\$3,275,000.00	\$2,319,382.03	\$-	0.00%	F	57	5,831.08	5,471.58	359.50	40.00	D	93.83%	6.17%	0.69%	D

TTS-723AJ FLETCHER CREAMER On Call Beam Guide Rail & Attenuator Replacement														
Payments Summary					Workforce Hours Summary 35.69%					Ethnicity Participation Summary				
Total <input type="checkbox"/> Contracts <input type="checkbox"/> Value	Total Prime <input type="checkbox"/> P / T / D	Total IBE <input type="checkbox"/> P / T / D	Total IBE %	Payments Score (Total IBE Payments)	Total Number of Workers	Total Hours Worked	Caucasian Hours	Total Minority Hours	Total Women Hours	Workforce Score (Total Hours Worked)	Caucasian %	Minority %	Women %	Ethnicity Score (Total Participation)
\$1,376,666.00	\$389,554.00	\$44,583.60	11.44%	D+	44	1,289.00	829.00	460.00	0.00	A+	64.31%	35.69%	0.00%	A+

TTS-734A MOUNT CONSTRUCTION (SBE) - JOC North Bridge Construction														
Payments Summary					Workforce Hours Summary 21.26%					Ethnicity Participation Summary				
Total <input type="checkbox"/> Contracts <input type="checkbox"/> Value	Total Prime <input type="checkbox"/> P / T / D	Total IBE <input type="checkbox"/> P / T / D	Total IBE %	Payments Score (Total IBE Payments)	Total Number of Workers	Total Hours Worked	Caucasian Hours	Total Minority Hours	Total Women Hours	Workforce Score (Total Hours Worked)	Caucasian %	Minority %	Women %	Ethnicity Score (Total Participation)
\$3,500,000.00	\$625,215.33	\$625,215.33	100.00%	A+	44	4,359.50	3,789.00	570.50	356.50	B+	86.91%	13.09%	8.18%	B

TTS-735A MOUNT CONSTRUCTION (SBE) - JOC Services for Bridge, Highway & Civil Work SOUTH REGION														
Payments Summary					Workforce Hours Summary 23.26%					Ethnicity Participation Summary				
Total <input type="checkbox"/> Contracts <input type="checkbox"/> Value	Total Prime <input type="checkbox"/> P / T / D	Total IBE <input type="checkbox"/> P / T / D	Total IBE %	Payments Score (Total IBE Payments)	Total Number of Workers	Total Hours Worked	Caucasian Hours	Total Minority Hours	Total Women Hours	Workforce Score (Total Hours Worked)	Caucasian %	Minority %	Women %	Ethnicity Score (Total Participation)
\$2,500,000.00	\$284,342.11	\$284,342.11	100.00%	A+	33	2,588.50	1,986.50	602.00	0.00	B+	76.74%	23.26%	0.00%	A

TTS-736A RCC BUILDERS & DEVELOPERS - JOC for Building and Facility Work North Region														
Payments Summary					Workforce Hours Summary 0.00%					Ethnicity Participation Summary				
Total <input type="checkbox"/> Contracts <input type="checkbox"/> Value	Total Prime <input type="checkbox"/> P / T / D	Total IBE <input type="checkbox"/> P / T / D	Total IBE %	Payments Score (Total IBE Payments)	Total Number of Workers	Total Hours Worked	Caucasian Hours	Total Minority Hours	Total Women Hours	Workforce Score (Total Hours Worked)	Caucasian %	Minority %	Women %	Ethnicity Score (Total Participation)
\$3,000,000.00	\$-	\$-	0.00%	N/A	0	0.00	0.00	0.00	0.00	N/A	0.00%	0.00%	0.00%	N/A

TTS-737ARCC BUILDERS & DEVELOPERS - Job Order Contracting for Building & Facility Work SOUTH REGION														
Payments Summary					Workforce Hours Summary 19.88%					Ethnicity Participation Summary				
Total <input type="checkbox"/> Contracts <input type="checkbox"/> Value	Total Prime <input type="checkbox"/> P / T / D	Total IBE <input type="checkbox"/> P / T / D	Total IBE %	Payments Score (Total IBE Payments)	Total Number of Workers	Total Hours Worked	Caucasian Hours	Total Minority Hours	Total Women Hours	Workforce Score (Total Hours Worked)	Caucasian %	Minority %	Women %	Ethnicity Score (Total Participation)
\$3,500,000.00	\$785,462.33	\$785,462.33	100.00%	A+	35	1,002.26	807.50	194.76	4.50	B	80.57%	19.43%	0.45%	A

Delaware River Joint Toll Bridge Commission Meeting of January 25, 2020

Complete Construction Projects - Summary's & Scores (IBE Payments, Workforce Hours & Ethnicity Participation)

Date: From 07/01/2014 To 12/31/2020

IBE Payments Legend	
Score Rankings	IBE Commitment Participation
A+	45% & above
A	35% to 44.9%
B+	30% to 34.9%
B	25% to 29.9%
C+	20% to 24.9%
C	15% to 19.9%
D+	10% to 14.9%
D	5% to 9.9%
F	4.9% & below

Total of all Primes Contract Values \$57,847,849.36

Total Payments to all Primes \$57,214,789.80

Total Payments to all IBEs \$21,009,202.57

IBE Target 25.00%

IBE Actual 36.72%

Workforce Utilization Legend		
Score Rankings	Workforce Commitment Participation	Ethnicity & Gender Participation
A+	30% & above	25% & above
A	25% to 29.9%	15% to 24.9%
B+	20% to 24.9%	over 15%
B	15% to 19.9%	10% to 14.9%
C+	10% to 14.9%	over 10%
C	10% to 14.9%	7.5% to 9.9%
D+	5% to 9.9%	over 7.5%
D	5% to 9.9%	5% to 7.4%
F	4.9% & below	4.9% & below

ALL CONSTRUCTION PROJECTS														
Payments Summary					Workforce Hours Summary 21.17%					Ethnicity Participation Summary				
Total <input type="checkbox"/> Contracts <input type="checkbox"/> Value	Total Prime <input type="checkbox"/> P / T / D	Total IBE <input type="checkbox"/> P / T / D	Total IBE %	Payments Score (Total IBE Payments)	Total Number of Workers	Total Hours Worked	Caucasian Hours	Total Minority Hours	Total Women Hours	Workforce Score (Total Hours Worked)	Caucasian %	Minority %	Women %	Ethnicity Score (Total Participation)
\$57,847,849.36	\$57,214,789.80	\$21,009,202.57	36.72%	A	753	108,634.11	87,907.31	20,726.80	2,267.25	B+	80.92%	19.08%	2.09%	A

T-508A BRACY - I-78 Maintenance Garage Expansion at I-78 PA Welcome Center / Maintenance Facility														
Payments Summary					Workforce Hours Summary 7.39%					Ethnicity Participation Summary				
Total <input type="checkbox"/> Contracts <input type="checkbox"/> Value	Total Prime <input type="checkbox"/> P / T / D	Total IBE <input type="checkbox"/> P / T / D	Total IBE %	Payments Score (Total IBE Payments)	Total Number of Workers	Total Hours Worked	Caucasian Hours	Total Minority Hours	Total Women Hours	Workforce Score (Total Hours Worked)	Caucasian %	Minority %	Women %	Ethnicity Score (Total Participation)
\$9,845,177.03	\$9,845,176.91	\$1,589,381.54	16.14%	C	244	31,516.58	30,048.08	1,468.50	861.25	D	95.34%	4.66%	2.73%	F

T-514A WEST SIDE - DIII Toll Bridges Facilities Emergency Standby Generators Improvements														
Payments Summary					Workforce Hours Summary 0.00%					Ethnicity Participation Summary				
Total <input type="checkbox"/> Contracts <input type="checkbox"/> Value	Total Prime <input type="checkbox"/> P / T / D	Total IBE <input type="checkbox"/> P / T / D	Total IBE %	Payments Score (Total IBE Payments)	Total Number of Workers	Total Hours Worked	Caucasian Hours	Total Minority Hours	Total Women Hours	Workforce Score (Total Hours Worked)	Caucasian %	Minority %	Women %	Ethnicity Score (Total Participation)
\$644,686.07	\$644,686.00	\$197,339.99	30.61%	B+	0	0.00	0.00	0.00	0.00	N/A	0.00%	0.00%	0.00%	N/A

T-566A INTERCOUNTY PAVING - PORTLAND COLUMBIA TOLL BRIDGE APPROACH ROADWAY IMPROVEMENTS														
Payments Summary					Workforce Hours Summary 0.00%					Ethnicity Participation Summary				
Total <input type="checkbox"/> Contracts <input type="checkbox"/> Value	Total Prime <input type="checkbox"/> P / T / D	Total IBE <input type="checkbox"/> P / T / D	Total IBE %	Payments Score (Total IBE Payments)	Total Number of Workers	Total Hours Worked	Caucasian Hours	Total Minority Hours	Total Women Hours	Workforce Score (Total Hours Worked)	Caucasian %	Minority %	Women %	Ethnicity Score (Total Participation)
\$6,317,000.00	\$6,193,334.28	\$1,877,906.86	30.32%	B+	0	0.00	0.00	0.00	0.00	N/A	0.00%	0.00%	0.00%	N/A

T-641A MERCO - Easton / Phillipsburg Ramp C Stabilization														
Payments Summary					Workforce Hours Summary 0.00%					Ethnicity Participation Summary				
Total <input type="checkbox"/> Contracts <input type="checkbox"/> Value	Total Prime <input type="checkbox"/> P / T / D	Total IBE <input type="checkbox"/> P / T / D	Total IBE %	Payments Score (Total IBE Payments)	Total Number of Workers	Total Hours Worked	Caucasian Hours	Total Minority Hours	Total Women Hours	Workforce Score (Total Hours Worked)	Caucasian %	Minority %	Women %	Ethnicity Score (Total Participation)
\$998,300.00	\$998,300.00	\$998,300.00	100.00%	A+	0	0.00	0.00	0.00	0.00	N/A	0.00%	0.00%	0.00%	N/A

T-644A J.D. ECKMAN - Easton Phillipsburg TB Facility Administration Bldg.														
Payments Summary					Workforce Hours Summary 28.50%					Ethnicity Participation Summary				
Total <div>□</div> Contracts <div>□</div> Value	Total Prime <div>□</div> P / T / D	Total IBE <div>□</div> P / T / D	Total IBE %	Payments Score (Total IBE Payments)	Total Number of Workers	Total Hours Worked	Caucasian Hours	Total Minority Hours	Total Women Hours	Workforce Score (Total Hours Worked)	Caucasian %	Minority %	Women %	Ethnicity Score (Total Participation)
\$11,117,003.61	\$11,038,703.72	\$3,066,725.97	27.78%	B	320	47,800.75	35,278.00	12,522.75	1,098.75	A	73.80%	26.20%	2.30%	A+

T-645A MJF Building & Facilities Energy Conservation														
Payments Summary					Workforce Hours Summary 23.54%					Ethnicity Participation Summary				
Total <input type="checkbox"/> Contracts <input type="checkbox"/> Value	Total Prime <input type="checkbox"/> P / T / D	Total IBE <input type="checkbox"/> P / T / D	Total IBE %	Payments Score (Total IBE Payments)	Total Number of Workers	Total Hours Worked	Caucasian Hours	Total Minority Hours	Total Women Hours	Workforce Score (Total Hours Worked)	Caucasian %	Minority %	Women %	Ethnicity Score (Total Participation)
\$5,376,806.87	\$5,376,806.87	\$5,376,806.87	100.00%	A+	46	9,735.28	7,509.23	2,226.05	65.75	B+	77.13%	22.87%	0.68%	A

T-645B SCHNEIDER ELECTRIC Building & Facilities Energy Conservation Measures - Mechanical/Controls														
Payments Summary					Workforce Hours Summary 0.00%					Ethnicity Participation Summary				
Total <input type="checkbox"/> Contracts <input type="checkbox"/> Value	Total Prime <input type="checkbox"/> P / T / D	Total IBE <input type="checkbox"/> P / T / D	Total IBE %	Payments Score (Total IBE Payments)	Total Number of Workers	Total Hours Worked	Caucasian Hours	Total Minority Hours	Total Women Hours	Workforce Score (Total Hours Worked)	Caucasian %	Minority %	Women %	Ethnicity Score (Total Participation)
\$1,247,159.50	\$1,247,159.50	\$129,525.50	10.39%	D+	7	1,625.50	1,625.50	0.00	0.00	F	100.00%	0.00%	0.00%	F

T-661A TRC - SFB Replacement Project Subsurface Boring & Sampling														
Payments Summary					Workforce Hours Summary 0.00%						Ethnicity Participation Summary			
Total <input type="checkbox"/> Contracts <input type="checkbox"/> Value	Total Prime <input type="checkbox"/> P / T / D	Total IBE <input type="checkbox"/> P / T / D	Total IBE %	Payments Score (Total IBE Payments)	Total Number of Workers	Total Hours Worked	Caucasian Hours	Total Minority Hours	Total Women Hours	Workforce Score (Total Hours Worked)	Caucasian %	Minority %	Women %	Ethnicity Score (Total Participation)
\$1,438,942.00	\$1,438,941.98	\$234,466.30	16.29%	C	0	0.00	0.00	0.00	0.00	N/A	0.00%	0.00%	0.00%	N/A
T-666A PKF - SFB Replacement Project Construction for PA Noise Walls														
Payments Summary					Workforce Hours Summary 14.94%						Ethnicity Participation Summary			
Total <input type="checkbox"/> Contracts <input type="checkbox"/> Value	Total Prime <input type="checkbox"/> P / T / D	Total IBE <input type="checkbox"/> P / T / D	Total IBE %	Payments Score (Total IBE Payments)	Total Number of Workers	Total Hours Worked	Caucasian Hours	Total Minority Hours	Total Women Hours	Workforce Score (Total Hours Worked)	Caucasian %	Minority %	Women %	Ethnicity Score (Total Participation)
\$11,394,750.00	\$11,219,737.01	\$3,338,786.23	29.76%	B	42	5,738.00	5,122.00	616.00	241.50	C	89.26%	10.74%	4.21%	B
T-667A AP CONSTRUCTION - SFB Replacement Project Tree Clearing														
Payments Summary					Workforce Hours Summary 0.00%						Ethnicity Participation Summary			
Total <input type="checkbox"/> Contracts <input type="checkbox"/> Value	Total Prime <input type="checkbox"/> P / T / D	Total IBE <input type="checkbox"/> P / T / D	Total IBE %	Payments Score (Total IBE Payments)	Total Number of Workers	Total Hours Worked	Caucasian Hours	Total Minority Hours	Total Women Hours	Workforce Score (Total Hours Worked)	Caucasian %	Minority %	Women %	Ethnicity Score (Total Participation)
\$1,814,999.39	\$1,721,688.26	\$454,825.01	26.42%	B	0	0.00	0.00	0.00	0.00	N/A	0.00%	0.00%	0.00%	N/A
T-705A SPARWICK - I-78 Toll Plaza Bumper Block Replacement														
Payments Summary					Workforce Hours Summary 0.00%						Ethnicity Participation Summary			
Total <input type="checkbox"/> Contracts <input type="checkbox"/> Value	Total Prime <input type="checkbox"/> P / T / D	Total IBE <input type="checkbox"/> P / T / D	Total IBE %	Payments Score (Total IBE Payments)	Total Number of Workers	Total Hours Worked	Caucasian Hours	Total Minority Hours	Total Women Hours	Workforce Score (Total Hours Worked)	Caucasian %	Minority %	Women %	Ethnicity Score (Total Participation)
\$160,006.00	\$160,006.00	\$160,006.00	100.00%	A+	0	0.00	0.00	0.00	0.00	N/A	0.00%	0.00%	0.00%	N/A
T-708A Allied Painting New Hope-Lambertville Toll Bridge Floor System Rehabilitation -Facility Administration Building														
Payments Summary					Workforce Hours Summary 64.86%						Ethnicity Participation Summary			
Total <input type="checkbox"/> Contracts <input type="checkbox"/> Value	Total Prime <input type="checkbox"/> P / T / D	Total IBE <input type="checkbox"/> P / T / D	Total IBE %	Payments Score (Total IBE Payments)	Total Number of Workers	Total Hours Worked	Caucasian Hours	Total Minority Hours	Total Women Hours	Workforce Score (Total Hours Worked)	Caucasian %	Minority %	Women %	Ethnicity Score (Total Participation)
\$1,694,000.00	\$1,546,100.00	\$170,944.28	11.06%	D+	26	5,244.00	1,842.50	3,401.50	0.00	A+	35.14%	64.86%	0.00%	A+
T-717A BRACY Milford-Montague Toll Bridge Salt Storage Building														
Payments Summary					Workforce Hours Summary 7.70%						Ethnicity Participation Summary			
Total <input type="checkbox"/> Contracts <input type="checkbox"/> Value	Total Prime <input type="checkbox"/> P / T / D	Total IBE <input type="checkbox"/> P / T / D	Total IBE %	Payments Score (Total IBE Payments)	Total Number of Workers	Total Hours Worked	Caucasian Hours	Total Minority Hours	Total Women Hours	Workforce Score (Total Hours Worked)	Caucasian %	Minority %	Women %	Ethnicity Score (Total Participation)
\$1,244,000.00	\$1,232,810.45	\$70,588.96	5.73%	D	43	3,227.00	2,978.50	248.50	0.00	D	92.30%	7.70%	0.00%	C
TS-639B MOUNT CONSTRUCTION - Lower Trenton TSB Approach Roadways Improvements														
Payments Summary					Workforce Hours Summary 0.00%						Ethnicity Participation Summary			
Total <input type="checkbox"/> Contracts <input type="checkbox"/> Value	Total Prime <input type="checkbox"/> P / T / D	Total IBE <input type="checkbox"/> P / T / D	Total IBE %	Payments Score (Total IBE Payments)	Total Number of Workers	Total Hours Worked	Caucasian Hours	Total Minority Hours	Total Women Hours	Workforce Score (Total Hours Worked)	Caucasian %	Minority %	Women %	Ethnicity Score (Total Participation)
\$2,090,794.02	\$2,090,794.00	\$2,090,794.00	100.00%	A+	0	0.00	0.00	0.00	0.00	N/A	0.00%	0.00%	0.00%	N/A
TS-650A ROAD-CON - RIVERTON BELVIDERE TSB														
Payments Summary					Workforce Hours Summary 0.00%						Ethnicity Participation Summary			
Total <input type="checkbox"/> Contracts <input type="checkbox"/> Value	Total Prime <input type="checkbox"/> P / T / D	Total IBE <input type="checkbox"/> P / T / D	Total IBE %	Payments Score (Total IBE Payments)	Total Number of Workers	Total Hours Worked	Caucasian Hours	Total Minority Hours	Total Women Hours	Workforce Score (Total Hours Worked)	Caucasian %	Minority %	Women %	Ethnicity Score (Total Participation)
\$652,738.50	\$652,738.50	\$28,347.48	4.34%	F	0	0.00	0.00	0.00	0.00	N/A	0.00%	0.00%	0.00%	N/A
TS-677A SPARWICK - SF TSB Interim Deck Repairs on I-95														
Payments Summary					Workforce Hours Summary 13.62%						Ethnicity Participation Summary			
Total <input type="checkbox"/> Contracts <input type="checkbox"/> Value	Total Prime <input type="checkbox"/> P / T / D	Total IBE <input type="checkbox"/> P / T / D	Total IBE %	Payments Score (Total IBE Payments)	Total Number of Workers	Total Hours Worked	Caucasian Hours	Total Minority Hours	Total Women Hours	Workforce Score (Total Hours Worked)	Caucasian %	Minority %	Women %	Ethnicity Score (Total Participation)
\$1,003,336.00	\$999,656.00	\$999,656.00	100.00%	A+	8	580.00	501.00	79.00	0.00	C	86.38%	13.62%	0.00%	B
TS-687A CARR & DUFF - Lower Trenton Toll Supported Bridge Replacement of Sign Lighting Elements														
Payments Summary					Workforce Hours Summary 1.50%						Ethnicity Participation Summary			
Total <input type="checkbox"/> Contracts <input type="checkbox"/> Value	Total Prime <input type="checkbox"/> P / T / D	Total IBE <input type="checkbox"/> P / T / D	Total IBE %	Payments Score (Total IBE Payments)	Total Number of Workers	Total Hours Worked	Caucasian Hours	Total Minority Hours	Total Women Hours	Workforce Score (Total Hours Worked)	Caucasian %	Minority %	Women %	Ethnicity Score (Total Participation)
\$647,000.00	\$647,000.00	\$163,632.58	25.29%	B	14	2,734.00	2,693.00	41.00	0.00	F	98.50%	1.50%	0.00%	F
TS-699A CARR & DUFF LOWER TRENTON TSB APPROACH TRAFFIC SIGNAL EQUIPMENT UPGRADES														
Payments Summary					Workforce Hours Summary 28.52%						Ethnicity Participation Summary			
Total <input type="checkbox"/> Contracts <input type="checkbox"/> Value	Total Prime <input type="checkbox"/> P / T / D	Total IBE <input type="checkbox"/> P / T / D	Total IBE %	Payments Score (Total IBE Payments)	Total Number of Workers	Total Hours Worked	Caucasian Hours	Total Minority Hours	Total Women Hours	Workforce Score (Total Hours Worked)	Caucasian %	Minority %	Women %	Ethnicity Score (Total Participation)
\$161,150.37	\$161,150.32	\$61,169.00	37.96%	A	11	433.00	309.50	123.50	0.00	A	71.48%	28.52%	0.00%	A+

**Delaware River Joint Toll Bridge
Commission Meeting of January 25, 2020**

MINORITY, WOMEN AND SMALL BUSINESS ENTERPRISE PROGRAM

The Delaware River Joint Toll Bridge Commission implemented a one-year Minority Business Enterprise (MBE) pilot program, with a 7% participation goal, and the Women Business Enterprise (WBE) pilot program with a 3% goal. These goals applied to consultants and contractors' participating in the Commission's Capital Program and were effective on September 1, 2008.

At its December 2008 Commission Meeting, the Commission revised the pilot program to specify a 25% Small Business Enterprise (SBE) goal to New Jersey assigned consultant contracts in lieu of the previously specified 7% MBE and 3% WBE goals.

At its December 2010 Commission Meeting, due to the success of the Commission's MWSBE Pilot Program, the Delaware River Joint Toll Bridge Commission adopted a resolution for permanent status of the Minority Business Enterprise (MBE) program, with a 7% participation goal, and the Women Business Enterprise (WBE) program with a 3% goal, and the Small Business Enterprise (SBE) program with a 25% goal. These goals apply to consultants and contractors' participating in the Commission's Capital Program.

The Contract Compliance Department continues to monitor, update and analyze the payments for the MWSBE diversity program.

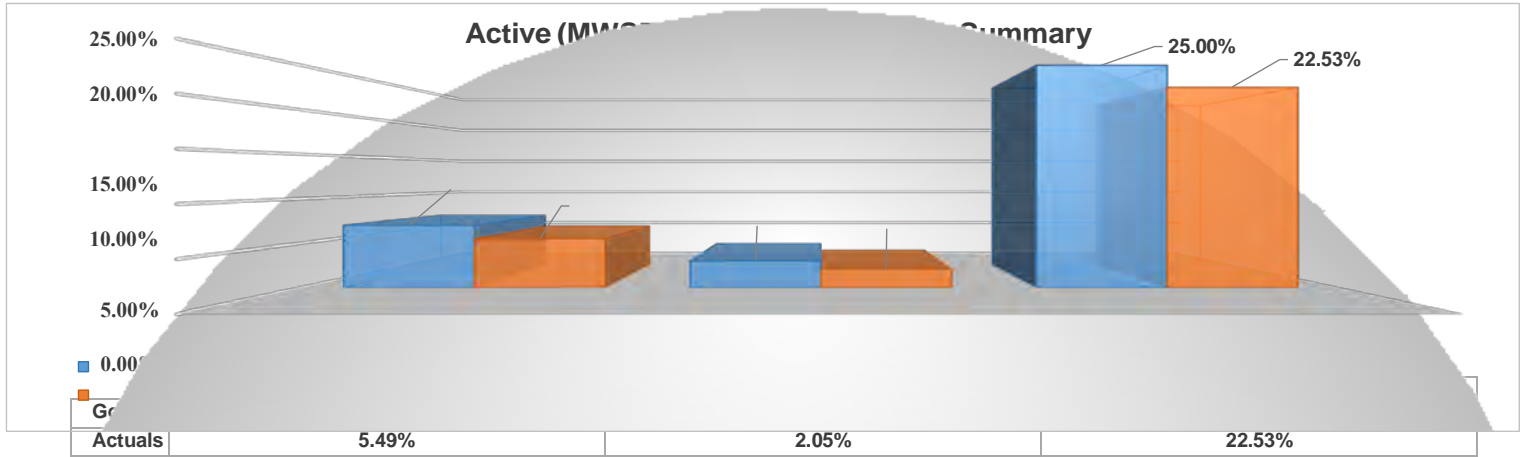
a) PA Assigned Professional Services Contracts:	7% MBE and 3% WBE
b) No State Assigned Professional Services Contracts:	7% MBE and 3% WBE
c) Capital Plan Construction Contracts:	7% MBE and 3% WBE
d) NJ Assigned Professional Services Contracts:	25% SBE

Numerous diversified businesses have benefited and continue to benefit from the Commission's previous M/W/SBE Program. The number of Contracts awarded during the MWSBE Program are as follows:

➤ Active Projects:	5
➤ Completed Projects:	72
➤ Total Capital Program Projects:	77
➤ Total Number of Contractors:	180

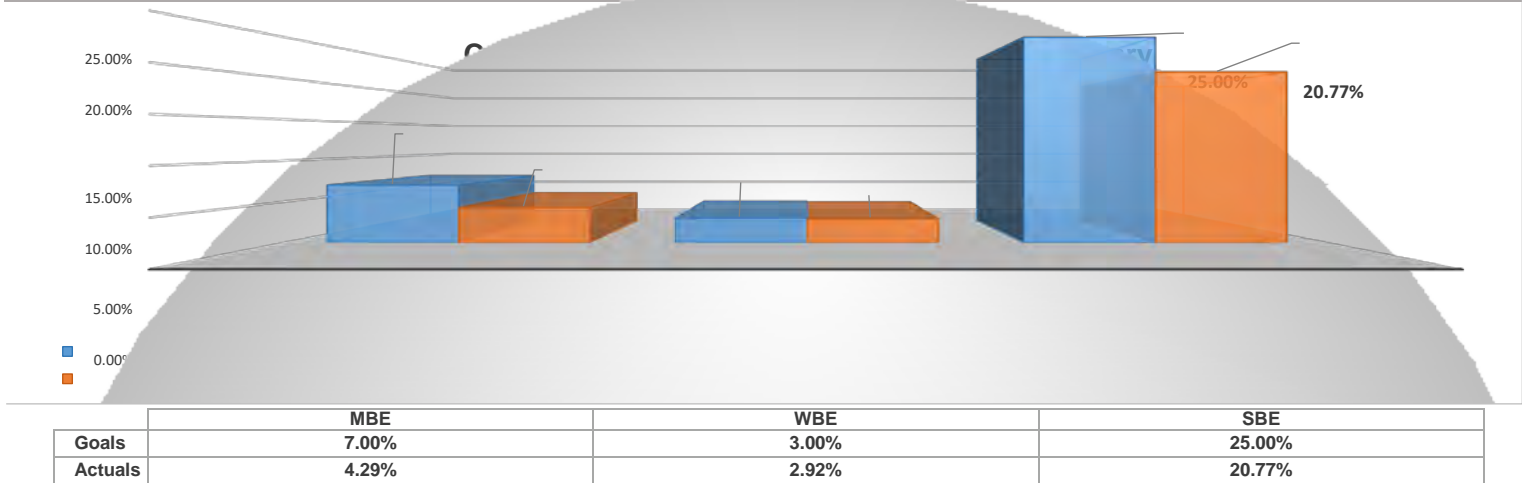
As of July 1, 2014 projects fall into the status now commonly referred to as IBE (Identified Business Enterprise) with a projected target to be or to exceed 25% of the total project award amount.

Minority, Women and Small Business Enterprise Payment Reporting



SUMMARY TOTALS		MBE		WBE		SBE	
M/WBE Summary Totals	\$ 24,039,891.69	ACTUAL	PAYMENTS	ACTUAL	PAYMENTS	ACTUAL	PAYMENTS
SBE Summary Totals	\$ 181,931.20	5.49%	\$ 1,319,428.97	2.05%	\$ 493,586.65	22.53%	\$ 40,993.70

PROJECT NO.	CONTRACTOR / CONSULTANT	PROJECT VALUE	TOTAL PAYMENTS TO DATE	MBE GOAL 7 %	MBE PAYMENTS	WBE GOAL 3 %	WBE PAYMENTS	SBE GOAL 25 %	SBE PAYMENTS
C-502A	AECOM Transp.	\$ 30,397,000.00	\$ 26,395,486.30	4.34%	\$ 1,319,428.97	1.61%	\$ 488,586.65		\$ -
C-556A	Pennoni Associates	\$ 389,614.63	\$ 323,615.98		\$ -		\$ -	12.88%	\$ 50,193.77
C-599A	McCormick & Taylor	\$ 1,000,000.00	\$ 283,117.05		\$ -	0.50%	\$ 5,000.00		\$ -
C-628B	Louis Berger Group	\$ 1,000,000.00	\$ 800,089.77		\$ -		\$ -	9.21%	\$ 92,111.29
C-629A	Hill International	\$ 300,000.00	\$ 147,560.340		\$ -		\$ -	13.66%	\$ 40,993.70



SUMMARY TOTALS		MBE		WBE		SBE	
M/WBE Summary Totals	\$ 271,360,592.22	ACTUAL	PAYMENTS	ACTUAL	PAYMENTS	ACTUAL	PAYMENTS
SBE Summary Totals	\$ 14,441,349.70	4.29%	\$ 11,651,538.79	2.92%	\$ 7,915,018.03	20.77%	\$ 2,999,715.51

**Minority, Women and Small Business Enterprise Payment Reporting
Completed Contracts Payments Detail**

***Categories highlighted below indicates the Prime has either met or exceeded the target.**

CONTRACT NO.	CONTRACTOR / CONSULTANT	CONTRACT VALUE	MBE GOAL 7 %	MBE PAYMENTS	WBE GOAL 3 %	WBE PAYMENTS	SBE GOAL 25 %	SBE PAYMENTS
DB-427B	A.P. Construction	\$ 4,356,866.00	10.00%	\$ 435,686.60	7.30%	\$ 318,051.22		
T-440BR	A.P. Construction	\$ 4,608,295.33	11.70%	\$ 539,170.55	7.33%	\$ 337,788.05		
TTS-476A-2	A.P. Construction	\$ 3,511,153.06	7.20%	\$ 252,803.02	5.50%	\$ 193,113.42		
TTS-573A	A.P. Construction	\$ 7,823,588.00	7.69%	\$ 601,633.92	4.92%	\$ 384,920.53		
T-472A	Allied Painting	\$ 15,595,983.76	9.70%	\$ 1,512,810.42	15.00%	\$ 2,339,397.56		
C-443A	Ammann & Whitney	\$ 770,909.81	10.00%	\$ 77,090.98	14.00%	\$ 107,927.37		
C-445A	Ammann & Whitney	\$ 920,304.08	7.20%	\$ 66,261.89	3.20%	\$ 29,449.73		
T-474A	Bracy Contracting	\$ 2,660,000.00	6.05%	\$ 160,930.00	2.87%	\$ 76,342.00		
C-474A	Brinjac	\$ 287,603.87	8.00%	\$ 23,008.31	9.00%	\$ 25,884.35		
C-627A	Buchart Horn	\$ 132,374.35	0.00%	\$ -	0.00%	\$ -		
C-598A	Burns Group	\$ 408,272.00					8.00%	\$ 32,661.76
C-454A	Carroll Engineers	\$ 500,000.00	18.10%	\$ 90,500.00	5.90%	\$ 29,500.00		
C-543A	Cherry Weber	\$ 612,233.00					28.30%	\$ 173,261.94
C-639A	Cherry Weber	\$ 401,455.40	18.10%	\$ 72,663.43	5.90%	\$ 23,685.87		
T-498A	Cornell & Co.	\$ 1,999,015.22	9.30%	\$ 185,908.42	6.30%	\$ 125,937.96		
T-554A	Dayspring Electric	\$ 232,117.66	0.00%	\$ -	0.00%	\$ -		
C-628A	Dewberry	\$ 1,000,000.00	1.78%	\$ 17,754.10	2.22%	\$ 22,233.26		\$ -
C-454B	French & Parello	\$ 500,000.00					17.00%	\$ 85,000.00
C-627B	French & Parello	\$ 276,851.58					5.70%	\$ 28,487.21
C-453A	Gannett Fleming	\$ 1,000,000.00	5.33%	\$ 53,300.00	0.87%	\$ 8,700.00		
C-598B	Gannett Fleming	\$ 367,353.90					8.95%	\$ 32,878.17
C-566A	Greenman Pedersen	\$ 350,675.02	9.54%	\$ 33,464.64	0.83%	\$ 2,924.37		
C-599B	Greenman Pedersen	\$ 1,000,000.00					4.00%	\$ 40,000.00
CM-437A	Greenman Pedersen	\$ 2,559,020.59					19.50%	\$ 499,009.02
CM-440B	Greenman Pedersen	\$ 753,336.71					17.64%	\$ 132,888.60
T-441A	H & G Contractors	\$ 1,586,698.00	6.60%	\$ 104,722.07	1.57%	\$ 24,911.16		
C-530A	Hill International	\$ 400,000.00	2.50%	\$ 10,000.00	0.00%			
CM-427B	Hill International	\$ 629,749.00					13.60%	\$ 85,645.86
CM-442A	Hill International	\$ 319,826.73					25.14%	\$ 80,404.44
CM-447B	Hill International	\$ 973,401.52	4.10%	\$ 39,909.46	2.10%	\$ 20,441.43		
CM-573A	Hill International	\$ 1,038,384.48	6.20%	\$ 64,379.84	5.80%	\$ 60,226.30		
T-506A	HRI	\$ 13,727,411.69	7.17%	\$ 984,255.42	2.91%	\$ 399,467.68		
TS-505A	IEW	\$ 661,352.00	55.00%	\$ 363,743.60	8.93%	\$ 59,058.73		
DB-563A	J. Fletcher Creamer	\$ 1,283,717.00	15.00%	\$ 192,557.55	4.00%	\$ 51,348.68		
TTS-634AR	J. Fletcher Creamer	\$ 896,808.00	8.35%	\$ 74,885.53	0.42%	\$ 3,755.75		
T-437A	J.D. Eckman	\$ 24,412,321.90	7.48%	\$ 1,826,041.68	3.04%	\$ 742,134.59		
C-549AR	Jacobs Engineering	\$ 445,549.98	8.02%	\$ 35,745.16	3.11%	\$ 13,866.11		
TS-442A	James A. Anderson	\$ 2,149,268.62	6.30%	\$ 135,403.92	1.30%	\$ 27,940.49		
TS-443A	James A. Anderson	\$ 2,461,975.00	0.00%	\$ -	6.10%	\$ 150,180.48		
T-543A	James D. Morrissey	\$ 6,683,640.40	4.80%	\$ 320,814.74	8.64%	\$ 577,466.53		
CM-444A	JMT	\$ 905,196.00	9.50%	\$ 85,993.62	2.80%	\$ 25,345.49		
CM-506A	JMT	\$ 1,459,000.00	7.65%	\$ 111,613.50	2.40%	\$ 35,016.00		
CM-543A	JMT	\$ 752,729.58					30.60%	\$ 230,335.25
C-506A	KS Engineers	\$ 1,156,622.33	63.38%	\$ 733,067.23	13.44%	\$ 155,450.04		
TTS-476A-1	Kyle Conti	\$ 4,128,641.00	0.09%	\$ 3,715.78	9.00%	\$ 371,577.69		
DB-562A	M.L. Ruberton	\$ 344,492.68	8.30%	\$ 28,592.89	3.80%	\$ 13,090.72		
C-629B	Michael Baker	\$ 500,000.00					2.79%	\$ 13,937.96
T-475A	Miniscalco	\$ 68,229.51	2.25%	\$ 1,535.16	1.20%	\$ 818.75		
TS-445A	Neshaminy Contractors	\$ 6,285,926.10	16.90%	\$ 1,062,321.51	2.70%	\$ 169,720.00		
TS-447B	Neshaminy Contractors	\$ 8,955,586.24	8.60%	\$ 770,180.42	2.58%	\$ 231,054.12		
C-437B	Parsons Brinkerhoff	\$ 2,254,674.00					22.54%	\$ 508,203.52
C-437A	Pennoni Associates	\$ 764,181.39					24.00%	\$ 183,403.53
C-455B	Remington & Vernick	\$ 400,000.00					2.49%	\$ 9,960.00
T-639A	Road-Con	\$ 3,324,313.00	0.00%	\$ -	13.90%	\$ 462,079.51		
TS-444A	Road-Con	\$ 7,814,850.68	4.87%	\$ 380,583.23	0.31%	\$ 24,226.04		
C-621A	Rummel, Klepper & Kahl	\$ 487,881.64	9.01%	\$ 43,941.24	3.16%	\$ 15,427.54		
T-624A	Sparwick	\$ 874,601.00	7.60%	\$ 66,469.68	0.75%	\$ 6,559.51		
C-440A	Stantec	\$ 405,011.03	4.80%	\$ 19,440.53	6.60%	\$ 26,730.73		
C-440B	Stantec	\$ 728,011.79	4.75%	\$ 34,580.56	2.80%	\$ 20,384.33		

*Categories highlighted below indicates the Prime has either met or exceeded the target.

CONTRACT NO.	CONTRACTOR / CONSULTANT	CONTRACT VALUE	MBE GOAL 7 %	MBE PAYMENTS	WBE GOAL 3 %	WBE PAYMENTS	SBE GOAL 25 %	SBE PAYMENTS
C-538A	STV	\$ 500,000.00	1.25%	\$ 6,250.00	31.20%	\$ 156,000.00		
C-600A	STV	\$ 800,000.00					12.60%	\$ 100,800.00
CM-443A	STV	\$ 204,152.63	16.75%	\$ 34,195.57	11.00%	\$ 22,456.79		
CM-445A	STV	\$ 682,064.44					26.00%	\$ 177,336.75
CM-472A	STV	\$ 1,728,385.40					23.80%	\$ 411,355.73
CM-474A	STV	\$ 291,172.17	0.00%	\$ -	0.00%	\$ -		
CM-498A	STV	\$ 571,665.66	12.00%	\$ 68,599.88	2.40%	\$ 13,719.98		
C-453B	T & M Associates	\$ 1,000,000.00					18.90%	\$ 189,000.00
C-07-11	Transsystems	\$ 747,493.55					21.05%	\$ 157,347.39
C-447B	Transsystems	\$ 666,016.64	8.00%	\$ 53,281.33	2.00%	\$ 13,320.33		
CM-476A	Trumbull	\$ 699,250.00	13.60%	\$ 95,098.00	6.10%	\$ 42,654.25		
C-505A	Urban Engineers	\$ 154,598.70					36.50%	\$ 56,428.53
C-539A	URS Corporation	\$ 265,070.69					0.00%	\$ -

DELAWARE RIVER JOINT TOLL BRIDGE COMMISSION
Meeting of January 25, 2021

COMMUNICATIONS

The following Pages reflect the reports on those items assigned to the Communications Department. Each item is reported separately and page numbered accordingly.

DELAWARE RIVER JOINT TOLL BRIDGE COMMISSION
Meeting of January 25, 2021

**OPERATIONS INDEX
FOR
COMMUNICATIONS**

SUBJECT	DESCRIPTION	PAGE NUMBER
Communications	Status Report Month of December 2020	1-3

DELAWARE RIVER JOINT TOLL BRIDGE COMMISSION

Meeting of January 25, 2021

COMMUNICATIONS REPORT

December 2021

- **COMMISSION AWARENESS EFFORTS:**

Scudder Falls Bridge Replacement Project – Updated areas of the site for 2021. Performed a variety of public awareness efforts in advance of new daytime travel restrictions – closure and detour – of PA Route 32/River Road in Lower Makefield, PA and nighttime restrictions at and around the I-295/Route 29 interchange. These efforts included updated color-coded detour maps and postings on social media platforms on both sides of the river. Public involvement consultants McCormick Taylor and Stokes Creative Group were instrumental in the crafting of updated detour maps. The public relations office for Penn DOT District 6 was instrumental in spreading the word on the Route 32/River Road closures. These closures were suspended for the winter holidays period but will resume shortly after New Year's Day.

Annual Reports – Reinstalled the 2019 Annual Report on the website with corrections. Reinstalled the cover and connections. Stokes Creative Group scaled the cover correctly for uniform appearance. Initiated the process of compiling files and constructing an outline for the 2020 Annual Report.

Donations of Historical Materials – Continued the process of reviewing and purging old files at the Trenton-Morrisville Administration Building. Drafted confirmation letter on November gift of old New Hope Delaware Bridge Company toll books to the Bucks County Historical Society and signed the Society's "Certificate of Gift" stating that the toll books were courtesy of the Delaware River Joint Toll Bridge Commission. Delivered old files (one box) pertaining to the never-constructed Tocks Island Dam to the Monroe County Historical Association in Stroudsburg, PA. A similar exchange of certifications is being executed with the gift of those materials from the DRJTBC. Mailed a 1931 bound paperback copy of the compact for the former Delaware River Bridge Joint Commission (now the Delaware River Port Authority) to Mike Williams, the DRPA communications director.

- **MEDIA RELATIONS:**

Hot Topics: Commission figures – by association -- in articles/postings about an NJ political action committee and Republican gubernatorial primary politics; Trentonian columnist advocates for transportation agency mergers; DRJTBC Chairman Lavery reappointed as state GOP chair; 12 things you should have in your car before a snowstorm hits; Commission employee – Contract Compliance Director Julio Guridy – mentioned as potential Allentown mayoral candidate; Scudder Falls Bridge construction to cause road closures; PA Delaware Canal closures in Lower Makefield; Scudder Falls project travel advisory issued; PA Rep. Warren legislation on DRJTBC tolls mentioned in year-in-review article; River Road near Yardley to close for Scudder Falls project construction;

DELAWARE RIVER JOINT TOLL BRIDGE COMMISSION

Meeting of January 25, 2021

firefighters battle fire at Scudder Falls Toll Bridge; Lambertville council thanks DRJTBC for assisting in hanging of winter lights; Visit Bucks County promotional video/ad shows bicyclists ignoring no biking signs and pedaling across the Lumberville-Raven Rock Bridge; quilt artist Karen Marchetti cites the Commission's annual report for using her artistic quilt depicting the Lower Trenton Bridge.

- **WEBSITE:** Added multiple "other reading" entries to the recently established webpage for the Northampton Street Bridge Rehabilitation Project. Edited and posted brief biographical snippet for new Pennsylvania Commissioner Ismail A. Shahid. Posted winter storm warning pop-up message and other storm-related updates on the Commission's website. Corrected the defective link to the Commission's toll rates page. Updated the Commission Meetings and Remote Meetings – Covid 19 pages to included documents, links, and phone number for the Commission's Dec. 21 meeting. Did subsequent initial update for Jan. 25 meeting. Inputted all 2021 dates on the Commission meetings page and refreshed the page. Posted October and November meeting minutes.
- **COMMUNITY AFFAIRS:** (Please refer to Community Affairs report) Worked on updated/corrected versions of the closures maps for the Delaware Canal towpath and Route 32/River Road on the Pennsylvania side of the Scudder Falls Toll Bridge. Provided various j-peg files of paintings/artistic renderings of Commission bridges for use in 2021 safety calendar.

INTERNAL/EXTERNAL COMMUNICATIONS

- A total of 9,432 sessions (visits) were recorded during December for the Commission's website – www.drjtbc.org. That's a decrease from the 11,310 sessions recorded in November and the 10,837 sessions in December 2019.
- Issued eight press releases/travel advisories in December. These included weekly travel-advisory notices for the Scudder Falls Bridge Replacement Project and targeted notices regarding road, ramp and towpath closures.
- Prepared, ordered and procured Sean M. Hill's retirement plaque. Researched, drafted and printed proclamation honoring Sean Hill's years of service at the Commission and facilitated the framing of the signed proclamation.
- Attended bias seminar for Commission executives.
- Participated in conference call on AET study.
- Reviewed resolutions at the request of the Executive Director.
- Responded to river region resident's inquiry about bicycling on Route 202 and the New Hope-Lambertville Toll Bridge (bicycling is prohibited on the bridge due to the lack of a designated bike lane and shoulders).
- Added "other reading" entries to the recent
- Attended online presentation about Mercer County Trolley systems by historian Dennis Waters of Lawrenceville. The ZOOM/slide show had relevance to the Calhoun Street Bridge, which provided trolley connections between Trenton and Bucks County.

DELAWARE RIVER JOINT TOLL BRIDGE COMMISSION
Meeting of January 25, 2021

- Scheduled portrait photograph of Pennsylvania Commissioner Ismail A. Shahid for uploading and posting on website.
- Corresponded with Susan Taylor of the Friends of the Delaware Canal group about upcoming towpath closures for the Scudder Falls Bridge Rehabilitation Project.
- Corrected the Commission's contact information in the Lehigh Valley Regional Chamber of Commerce listings.
- Responded to public inquiry about the Commission's old toll tokens.
- Posted a detailed historical account about the former Yardley-Wilburtha Bridge on a Ewing Facebook page.
- Responded to customer communications – Bardellline – about a 404 message on the Commission's toll rates page.
- Conveyed to the Primary Control Center an online posting of an image showing apparent blown Scudder Falls project debris on a portion of NJ Route 29. This action was taken after consultation with the chief engineer.

DELAWARE RIVER JOINT TOLL BRIDGE COMMISSION

Meeting of January 25, 2021

**OPERATIONS INDEX
FOR
COMMUNITY AFFAIRS**

SUBJECT	DESCRIPTION	PAGE NUMBER
Community Affairs	Status Report Month of December 2020	1

Community Affairs Report December 2020

The following Community Affairs activities took place during December 2020:

Scudder Falls Bridge Replacement Project Public Involvement

Assisted in review and response to messages received via the Commission and Scudder Falls project websites. Community questions included construction noise and road closures. Coordinated with E-ZPass staff on responses to TOLL BY PLATE and electronic tolling procedure-related inquiries. Assisted in posting weekly construction activity notice on project website and disseminating information on various road closures and changes in traffic patterns. Updated digital image of the project area to reflect changes to ramp configurations.

Commission Property Auction

Confirmed accuracy of host community officials list; printed and mailed letters of invitation to the on-line auction. Contacted several local officials who had previously inquired about purchasing equipment.

2021 Commission Safety and Training Calendar

Coordinated with Training and Employee Safety staff on creation of 2021 Commission calendar; completed design, content creation and layout. Coordinated with Heather McConnell on logistics of printing.

NJ DOT Rock Fall Mitigation project, Phillipsburg

Participated in virtual meeting with NJ Department of Transportation officials regarding planned project along Route 22 in Phillipsburg. One project location is adjacent to Commission property. Forwarded information to appropriate Commission staff.

Professional Development

Participated in training seminar on Communication Skills. Continued self-directed skill improvement on latest Adobe Creative Cloud software updates.

Various Community Affairs activities

Handled various community affairs inquiries, including status of retaining wall rehabilitation project at Uhlerstown-Frenchtown Toll-Supported Bridge's shelter (NJ side). Conveyed digital image of the Trenton Makes sign at the Lower Trenton Toll Supported Bridge for use by regional manufacturing association. Received inquiry from PA Representative Warren's office regarding police coverage at the bridges in Morrisville; suggested that the borough officials contact the Commission directly to discuss. Coordinated with E-ZPass staff on several violation and general account inquiries.

DELAWARE RIVER JOINT TOLL BRIDGE COMMISSION

Meeting of January 25, 2021

ENGINEERING

The following Pages reflect the reports on those items assigned to the Engineering Department. Each item is reported separately and page numbered accordingly.

DELAWARE RIVER JOINT TOLL BRIDGE COMMISSION

Meeting of January 25, 2020 PROJECT STATUS REPORT

FACILITY	PM/PAM	CONTRACT DESCRIPTION	PAGE NO.
Trenton-Morrisville Toll Bridge	RJZ/RWL	Southern Operations & Maintenance Facilities Improvements <ul style="list-style-type: none"> Preliminary, Final, & Post Design Services, C-519A 	1-2
	RJZ/RWL	Salt Operations <ul style="list-style-type: none"> Salt Operations Construction, T-730A Construction Management Services, C-716A-2 	2-3
Scudder Falls Toll Supported Bridge	KMS/RWL	Scudder Falls Bridge Replacement Project <ul style="list-style-type: none"> Final Design Services, Contract C-660A Construction Contract, T-668A 	3-5
	CTH/KMS	<ul style="list-style-type: none"> Construction Management, CM-669A 	5
	CLR/KMS	<ul style="list-style-type: none"> Construction Inspection, PA Approaches, CI-671A Construction Inspection, Main River, CI-672A 	5-6
	VMF/CLR/KMS	<ul style="list-style-type: none"> Construction Inspection, NJ Approaches, CI-673A 	6
	KMS/RWL	DMC Services for Construction of the SFB Project <ul style="list-style-type: none"> Oversight of Final Design, C-502A-2I 	6-7
	CTH/KMS	Public Involvement Services <ul style="list-style-type: none"> Design Contract, C-662A 	7-8
	KMS/RWL	Capital Program Management Consultant (CPMC) & Design Management Consultant (DMC) Services for the I-95/Scudder Falls Bridge Improvement Project <ul style="list-style-type: none"> CPMC Services 2018 through 2021, C-502A-1M 	8
	CAS/RWL	Commission Administration Building at Scudder Falls <ul style="list-style-type: none"> Construction Management, CM-707A Construction, T-707A HVAC Study, C-729A-1 	8-9
Washington Crossing Toll Supported Bridge	WMC/RWL	Replacement <ul style="list-style-type: none"> Feasibility Study, C-715A-6 	9
	HDH/MEM	Gantry at the NJ Approach <ul style="list-style-type: none"> Replacement, T/TS-737A-001 	9-10
New Hope-Lambertville Toll Bridge	HDH/JRB/RWL	East Abutment Stone Veneer <ul style="list-style-type: none"> Study, C-704A-2 	10
Uhlerstown-Frenchtown Toll Supported Bridge	HDH/RWL	Replacement of NJ Upstream Retaining Wall <ul style="list-style-type: none"> Design, C-732A-1 	10-11
I-78	WMC/RWL	Power and Communication Infrastructure <ul style="list-style-type: none"> Design Services, C-732A-3 	11
	VMF/WMC/KMS	Pavement, Longitudinal Joint Rehabilitation <ul style="list-style-type: none"> Construction Inspection, C-502A Construction, T/TS-734A-003 	11
Northampton Street Toll Supported Bridge	MEM/CTH	Rehabilitation <ul style="list-style-type: none"> Design Services, C-590A 	12
Delaware Water Gap Toll Bridge	CTH/RWL	Westbound Toll Plaza Roadway and NJ Approach Repairs <ul style="list-style-type: none"> Design, C-732A-4 	12

Facilities are listed South to North

The first set of initials indicate the Project Manager and the second set of initial indicate the Program Manager

Project Manager Legend

WMC – M. Cane
 CTH – C. Harney
 JRB – J. Bowers

HDH – D. Hettema
 VMF – V. Fischer

Program Manager Legend

RWL – R. Little
 KMS – K. Skeels
 CAS – C. Straccioli
 RJZ – R. Zakharia

MEM – M. McCandless
 RLR – R. Rash
 CLR – C. Rood

DELAWARE RIVER JOINT TOLL BRIDGE COMMISSION
Meeting of January 25, 2020
PROJECT STATUS REPORT

FACILITY	PM/PAM	CONTRACT DESCRIPTION	PAGE NO.
District 2 and 3	RJZ/RWL	Phase 1 Toll Collection Counting Facilities <ul style="list-style-type: none"> Preliminary, Final & Post Design Services, C-696B-1 	13
	JRB/RWL	Approach Roadway Improvements at the Centre Bridge-Stockton, New Hope-Lambertville, and Uhlerstown-Frenchtown Toll Supported Bridges <ul style="list-style-type: none"> Design, C-715A-1 Construction Management, C-733A-1 Construction, T/TS-735A-004 	13-14
Multiple Facilities and/or Commission-Wide	WMC/RWL	Electronic Surveillance/ Detection System <ul style="list-style-type: none"> ESS Maintenance Contract, DB-724A 	15
	CAS/RWL	Electronic Toll Collection <ul style="list-style-type: none"> Customer Service Center/Violation Processing Center Project, DB-584A 	15
	CAS/RWL	Traffic Count Program Upgrade <ul style="list-style-type: none"> DR-550A 	15
	CAS/RWL	Traffic and Revenue Forecast <ul style="list-style-type: none"> C-728A-1 AET Tolling Study Update, C-728A-2 	16
	CAS/RWL	Electronic Toll Collection System Replacement <ul style="list-style-type: none"> Design, Build, and Maintain, DB-540A SFB All Electronic Tolling System, Installation Management, C-701A-7 	16-17
	WMC/RWL	Job Ordering Contracting <ul style="list-style-type: none"> Program Manager, C-727A 	17
	WMC/RWL	Structural Health Monitoring <ul style="list-style-type: none"> Concept Study, C-750A-6 	17
	HDH/MEM	General Engineering Consultant Annual Inspections <ul style="list-style-type: none"> 2015-2018 Annual Inspections, C-684A 	17-18
	CAS /RWL	2015-2016 Traffic Engineering Consultant <ul style="list-style-type: none"> C-686A 	18

Facilities are listed South to North

The first set of initials indicate the Project Manager and the second set of initial indicate the Program Manager

Project Manager Legend

WMC – M. Cane HDH – D. Hettema
CTH – C. Harney VMF – V. Fischer
JRB – J. Bowers

Program Manager Legend

RWL – R. Little MEM – M. McCandless
KMS – K. Skeels RLR – R. Rash
CAS – C. Straccioli CLR – C. Rood
RJZ – R. Zakharia

DELAWARE RIVER JOINT TOLL BRIDGE COMMISSION

**January 25, 2021
PROJECT STATUS REPORT**

SOUTHERN OPERATIONS & MAINTENANCE FACILITIES IMPROVEMENTS

Preliminary, Final & Post Design Services
Contract No. C-519A

This contract is for Preliminary, Final and Post-Design Services for space utilization improvements at New Hope Lambertville Toll Bridge Executive Headquarters and the demolition and reconstruction of the Trenton Morrisville Toll Bridge Administration Building as identified under a Task Order Assignment for Space Utilization Program and Concept Study.

In accordance with the Commission's February 26, 2018 Regular Monthly Commission Meeting, this Contract was awarded to Gannett Fleming, Architects Inc. (GF). Accordingly; a Notice of Award and Limited Notice to Proceed was issued to GF effective February 27, 2018.

A Kick-Off Meeting was conducted with GF on March 20, 2018. Site visits continue to be conducted by the Consultant as further field investigation needs are identified. GF is currently coordinating with all public utilities, completed the Boundary & Topographic surveys at Trenton Morrisville site. Space Utilization Program to address the Commission's current operations and anticipated needs in the foreseeable future is complete. A Concept Design and preliminary Phasing options were submitted and presented to the Commission on 10/28/19 with an advance Contract T-730A that covers Trenton Morrisville's salt and fueling operation's needs. The purpose of this advance Contract T-730A is to complete the new salt operation at this location and have it fully operational for the winter of 2020-2021. This is being planned to take place prior to the demolition of the existing building together with the current salt operation. The second Contract T-519A will be publically bid to cover the construction of the balance of the Southern Operations & Maintenance needs in a multi-phased construction.

An NPDES permit Pre-Application meeting was held with Bucks County Soil Conservation on September 26th in connection with the Southern Operations Facility intended to be built at Morrisville, NPDES and Erosion & Sediment Control permits were submitted on December 4, 2019 and both approvals were obtained on March 18, 2020. In addition; building systems phasing coordination meetings were conducted on 11/25/19, 12/6/19 and 12/18/19. GF provided Contract T-730A Bid Set on January 31, 2020 consistent with this Project's scheduled Public Bidding of February 3, 2020. Electronic Bids were received on March 5th, and Construction Contract award was made to the apparent Low Bidder's, Bracy Construction, Inc. at the April 27th Regular Monthly Meeting.

In connection with Resolution No. 4076-12-18 and the new real estate property acquisition at Langhorne to house the Commission's Southern Maintenance Facility; GF completed the Boundary and Topographic Land Surveys necessary for Lot Consolidation in Bucks County, Environmental Assessment Phase I and Phase II. Screening for suspected Bog Turtles and other federally endangered species' was made on June 14th, 2019 by the US Army Corp. of Engineers (ACOE) and found that the Project site does not include a Bog Turtle Habitat. In light of these results an environmental permitting pre-application meetings were held on June 20th 2019 and

DELAWARE RIVER JOINT TOLL BRIDGE COMMISSION

January 25, 2021

PROJECT STATUS REPORT

January 23, 2020 with PADEP in attendance together with the US Army Corps of Engineers as relates to a joint permit for wetland and storm water impact and mitigation at this Langhorne site. Also; per one of PADEP required pre-requisites to obtain approval of this site's NPDES permit, a SHPO survey was made and a determination that there are no historic properties exist on site was obtained on March 24, 2020. In addition; ACOE conducted a survey on March 16th 2020, and determined that none of their jurisdictional waters or wetlands exist on this site. In addition; the ACOE biologist who provided the survey agreed that the pond that exist on-site is man-made and that it is not considered jurisdictional based on his field inspection. Furthermore; two state identified endangered species were identified to potentially exist on-site by the Pennsylvania Natural Diversity Inventory (PNDI). The design team initiated field surveys on March 13th 2020 and field traps were placed to determine if their habitat exists within the project limits to develop a mitigation plan. Survey concluded that none exists within the Commission's property.

A request for site Access Easement to Big Oak Road through PECO's neighboring property was made on November 1 2019, conditional approval was received and an easement agreement is currently being executed.

A General Permit GP-7 for minor wetland crossing was submitted on November 4, 2020 and an approval was received from PA DEP on December 22, 2020.

Pre-Final Design submission for T-519A was received and a submission review meeting was conducted with the Consultant on October 28th 2020. This submission is currently under various reviews and a constructability review is anticipated to be provided in the near future.

Another Contract TTS-737A-2 Design Development submission was made by GF on 10/30/19 as an advanced Contract for the Langhorne Site to implement the environmental remediation as listed in the Phase II report, demolition of ten (10) existing buildings and secure the site with perimeter fencing. A submission review meeting was conducted with the Consultant on 11/13/19, and a Final Design submission was made on 12/2/19. GF provided Post Design services through-out construction and this Project was closed June 15, 2020.

SOUTHERN MAINTENANCE FACILITY

Construction
Contract No. T-730A

Contract T-730A was awarded to Bracy Construction, Inc. at the Commission Regular Monthly Meeting of April 27, 2020.

This Contract will cover Trenton Morrisville's salt and fueling operation's needs. The purpose of this advance Contract T-730A is to construct and complete the new salt operation at this location and have it fully operational for the winter of 2020-2021. This Contract is being planned to be completed prior to the demolition of the existing Trenton Morrisville Toll Bridge Administration Building together with the existing salt operation. The second Contract T-519A

DELAWARE RIVER JOINT TOLL BRIDGE COMMISSION

January 25, 2021

PROJECT STATUS REPORT

will be publically bid to cover the construction of the balance of the Southern Operations & Maintenance needs in a multi-phased construction.

Notice of Award and Limited Notice to Proceed was issued to the Contractor on April 28, 2020 and Contract execution and full Notice to Proceed was issued May 22, 2020, which was three (3) days ahead of its Contract specified anticipated date. Preconstruction Meeting was conducted on May 19, 2020, All Long Lead Delivery Items submittals as required to meet the Project Schedule were complete. Construction field activities have begun on May 25, 2020 with site demolition and tree removal as part of Phase 1 which includes parking reconfiguration on Wood Street and the existing Commission Maintenance parking lot. Phase 1 was completed on June 18th, and work at Phase 2 that includes the fueling station, salt building, storm water infiltration basin and balance of the site improvements is near completion. Final Inspection was completed on October 26th, 2020, Punch List and Video recorded training sessions were completed on November 6, Close-Out Documents were received from Bracy and currently are under review.

Construction Management Services
Contract No. C-716A-2

Utilizing the Commission's current Facilities Task Order Agreement with Johnson, Mirmiran & Thompson (JMT), this Task Order Assignment is to provide Construction Management (CM) Services in connection with the Trenton Morrisville Salt Operations Project.

Notice of Award and Limited Notice to Proceed was issued to JMT effective May 4, 2020.

Construction Activities have started May 25, 2020, JMT is currently providing construction field inspections, conducting bi-weekly progress meetings along with processing Architectural Supplementary Instructions, Contractor's Submittals and Request for Information as part of providing construction management services. Final Inspection was completed on October 26th, 2020, monitored completion of the Punch List and video recorded training sessions, and is currently reviewing the Close-Out binders together with the design Consultant.

SCUDDER FALLS TOLL SUPPORTED BRIDGE

REPLACEMENT PROJECT

Final Design
Contract No. C-660A

During the December reporting period Michael Baker Jr., Incorporated (Baker) of Hamilton New Jersey continued their construction phase support services efforts to review and respond to various Requests for Information and submittals from the Contractor and the Construction Manager; and, attended Contract T-668A Progress Meetings via conference call, Schedule Meetings and various technical meetings involving design and field issues with the Contractor and CM/CI team.

DELAWARE RIVER JOINT TOLL BRIDGE COMMISSION

January 25, 2021 PROJECT STATUS REPORT

Construction
Contract No. T-668A

Trumbull Corporation of Pittsburgh, PA (Trumbull) was awarded the Scudder Falls Bridge Replacement Construction Contract T-668A in the amount of \$396,000,000.00 at the Commission's January 30, 2017 Meeting. The Commission issued a full Notice to Proceed on March 3, 2017.

Weekly Conference Call Meetings continued between the Contractor and the Commission's Project team to discuss Project schedule, progress, and planning for ongoing and/or upcoming construction activities. Trumbull continued to submit Requests for Information (RFI's) and make required project submittals throughout this reporting period for ongoing and upcoming construction activities. To date there have been a total of 894 Contractor RFIs and a total of 1,602 Contractor Submittals. Trumbull and the Construction Manager (Hill/Jacobs) have also been coordinating on the Baseline CPM Schedule progress updates.

During the December reporting period Trumbull continued construction in work areas extending throughout the project limits in order to complete parallel activities on the project. Traffic patterns throughout the Project remained consistent, with no major changes.

In **Pennsylvania**, during the December time period, construction continued on: ITS and highway lighting conduit/junction box installation at various locations in PA; road construction and paving along the closed portions of I-295 EB in PA were completed for this paving season; gas and sewer line modifications on the underside of the Stage 1 PA Delaware Canal Bridge; installing MSE panels and moment slabs at Retaining Wall Nos. PA-A, PA-B, and PA-R; continued header slab, sleeper slab, and approach slab construction for the NB Taylorsville Road Bridge; traffic signal work along Taylorsville Road; railing installation for the pedestrian/bicycle bridge; and roadside landscaping erosion control measures at various areas.

On the **Main River Bridge (MRB)**, during the December period, the downstream MRB structure construction continued on the following: poured and cured the pier caps for Pier No. 3 in PA; column construction for Pier No. 4 in PA including removal of the fire damaged column forms and rebar for the upstream column as well as the pouring of concrete for the downstream column; installation of Structural Steel between Abutment No. 1 and Pier Nos. 1 and 2; and continued demolition of the existing MRB piers.

In **New Jersey**, during the December period, construction continued on: the ITS and highway lighting conduit/junction box installation at various locations; drainage installation and roadway construction at various locations along I-95NB and Route 29 NB; formwork installation for moment slabs and rip rap slope protection between the Delaware & Raritan Canal and the west side of Route 175; continued abutment and pier construction, soldier pile/drilled shaft and wall installation for the NJ pedestrian/bicycle shared-use path; continued construction of the I-295 entrance ramp M side retaining walls along Ramp M and I-95NB; and, cured concrete for the deck

DELAWARE RIVER JOINT TOLL BRIDGE COMMISSION

January 25, 2021

PROJECT STATUS REPORT

and continued approach slab construction at the Main Approach Bridge (MAB) carrying I-295 traffic over Route 175, Delaware & Raritan Canal, and Route 29 NB.

Construction Management
Contract No. CM-669A

At the October 31, 2016 Commissioners Meeting, the Commission awarded Contract No. CM-669A, Construction Management Services for the Scudder Falls Bridge Replacement project to Hill International (Hill) of Philadelphia, PA for an amount not-to-exceed \$25,015,066.98. Hill was provided with Notice of Award and Limited Notice to proceed on November 2, 2016. Hill was then issued a Full Notice to Proceed on January 31, 2017, in parallel with the award of the Scudder Falls Bridge Replacement Contract T-668A at the same meeting.

The Hill team continues to supply construction management personnel as necessary, monitor Trumbull's performance and progress, conduct bi-weekly progress meetings, oversee and coordinate the three (3) construction inspection firms, perform utility coordination in NJ & PA, perform schedule reviews, conduct bi-weekly scheduling meetings, maintain document control, perform health and safety inspections, adjust project staffing as required, address material testing and inspection plan requirements, prepare monthly contractor invoices and manage overall project budget.

Construction Inspection of the Pennsylvania Approach
Contract No. CI-671A

This Contract is for Construction Inspection (CI) Professional Services for the PA Approach Roadway Improvements portion of the Scudder Falls Bridge Replacement Project, Contract T-668A. TRC Engineers, Inc. (TRC) of Plymouth Meeting, PA was awarded this contract at the February 27, 2017 Commissioners' Meeting; and issued a full Notice to Proceed effective March 29, 2017.

During this reporting period TRC continued providing four (4) full-time inspectors for inspection of the work on the Pennsylvania Approach Roadway portion of the Project, with all inspectors working under the supervision of the Construction Manager. Additional Inspectors will be provided as the need arises based on the Contractor's schedule.

DELAWARE RIVER JOINT TOLL BRIDGE COMMISSION

January 25, 2021 PROJECT STATUS REPORT

Construction Inspection of the Main River Bridge Contract No. CI-672A

This Contract is for Construction Inspection (CI) Professional Services for the Main River Bridge portion of the Scudder Falls Bridge Replacement Project, Contract T-668A. WSP/Parsons Brinckerhoff, Incorporated (PB) of Lawrenceville, NJ was awarded this contract at the February 27, 2017 Commissioners' Meeting; and issued a full Notice to Proceed effective March 22, 2017.

During this reporting period PB continued to provide five (5) full time inspectors for inspection of the work on the Main River Bridge portion of the Project with all inspectors working under the supervision of the Construction Manager. Additional Inspectors will be provided as the need arises based on the Contractor's schedule.

Construction Inspection of New Jersey Approach Contract No. CI-673A

This Contract is for Construction Inspection (CI) Professional Services for the NJ Approach Roadway Improvements portion of the Scudder Falls Bridge Replacement Project, Contract T-668A. Gannett Fleming, Inc. (GF) of South Plainfield, NJ was awarded this contract at the February 27, 2017 Commissioners' Meeting and issued a full Notice to Proceed effective March 29, 2017.

During this reporting period GF continued to maintain the contract's full complement of five (5) inspectors to provide inspection and material testing for work on the New Jersey approach portion of this project under the supervision of the Construction Manager. Two of the current five inspectors are from GF's IBE sub-consultant, Churchill Consulting Engineers, an IBE firm. Also, during this reporting period, invoice and Progress Report No. 43 were received and reviewed.

DESIGN MANAGEMENT CONSULTANT SERVICES T-668A CONSTRUCTION

Task Order Assignment No. C-502A-2I

AECOM is providing DMC services during the construction of the Scudder Falls Bridge Replacement Project, Contract T-668A, under this Task Order Assignment, which began on April 1, 2017. The DMC Services include support to the Commission in the following:

Environmental Agency Coordination – Continuous services providing Project-wide assistance with environmental activities including agency site visits; contractor inquiries associated with existing permits obtained by the Commission; and, monitoring and implementation of existing environmental mitigation stipulations associated with pre-construction project permits and agency agreements.

DELAWARE RIVER JOINT TOLL BRIDGE COMMISSION

January 25, 2021

PROJECT STATUS REPORT

Environmental Permitting – During the December time period AECOM developed the scope of work for the deer fence installation associated with the PA wetlands mitigation site. AECOM also continued with the archaeological monitoring of excavation work along the D&R Canal in NJ.

Environmental Monitoring Services – Continuous services throughout construction to meet project permit requirements. Services performed during this reporting period included weekly monitoring of the project site for compliance with environmental stormwater management requirements by AECOM sub-consultant ACT Engineers; and cofferdam/trestle construction as-built survey by ACT Engineers as required by the regulatory agencies.

Contracts C-660A and T-668A Progress Support - DMC services during this reporting period included participation in the work flow for review and distribution of the contactor's submittals and requests for information (RFI) for review and responses to same; ongoing coordination with the Baker Team to expedite RFI and contractor submittal responses to meet project schedules; design and/or construction issue trouble-shooting and resolution support with involvement in the various technical issues meetings with the CM and the Contractor; ongoing utility relocation work and existing facility interface coordination support; liaison to the Commission Operations, Public Safety Bridge Security, and Purchasing Departments for maintenance of the existing equipment and other roadway appurtenances within the SFB Project construction zone; and, required coordination to facilitate outside parties interface with the project such as utility companies, adjacent municipalities, and State DOT's.

CI Contract Administration – AECOM staff serve as Project Managers for the three (3) Construction Inspection (CI) contracts associated with the Scudder Falls Bridge project. This includes coordination with the CI firms for the supplying of inspectors to the project as requested by the Construction Manager; and, administration of the CI contracts and address any contractual needs.

PUBLIC INVOLVEMENT SERVICES

Final Design Services

Contract No. C-662A

McCormick Taylor, Inc. (MT) was awarded this Public Involvement (PI) Contract at the Commission's September 28, 2015 Meeting, and issued Notice to Proceed effective October 29, 2015. MT's public involvement effort focuses on regularly communicating project activities to officials, stakeholders and the public, as well as informing motorists of near-term construction stage travel implications, performing public involvement initiatives and market research activities and development of discussion guides and analysis related the implementation of the new toll, and payment options related to All-Electronic Tolling. MT has finalized a new project specific logo and has created a new project specific website that went live on October 4, 2018. MT submitted a revised public involvement toll-implementation strategy and timeline to Commission staff for application and roll-out. MT continues to monitor the toll-free information line calls, compiling

DELAWARE RIVER JOINT TOLL BRIDGE COMMISSION

January 25, 2021

PROJECT STATUS REPORT

and responding to calls as well as project specific e-mails related to construction and toll implementation.

CAPITAL PROGRAM MANAGEMENT CONSULTANT (CPMC) & DESIGN MANGEMENT CONSULTANT (DMC) SERVICES FOR THE I-95/SCUDDER FALLS BRIDGE IMPROVEMENT PROJECT

CPMC SERVICES – 2018 THROUGH 2021

Task Order Assignment No. C-502A-1M

Task Order Assignment 502A-1M, Capital Program Management Consultant (CPMC) Services for 2018 through 2021 began in April 2018. AECOM is currently providing two (2) part-time Project Managers to oversee and administer various design and construction projects that are being advanced in the Capital Improvement Program. During this reporting period, CPMC Staff continued to provide the management and oversight of punch-list and close-out items for Construction Contract T-707A for the New Commission Administration Building and CM/CI Contract CM-707A.

COMMISSION ADMINISTRATION BUILDING AT SCUDDER FALLS

Construction Management
Contract No. CM-707A

Joseph Jingoli & Son, Inc. continues to complete document processing that includes receiving and distributing project closeout submittal items.

Staff from the construction manager includes the Project Manager and he is on site as needed if any warranty issues occur. Follow-up meetings to review the final Building Automated System were facilitated focusing on completing the remaining punch list items associated with the system.

Under subcontract to Jingoli, building system commissioning services will be completed by Borton Lawson.

DELAWARE RIVER JOINT TOLL BRIDGE COMMISSION

January 25, 2021 PROJECT STATUS REPORT

Construction
Contract No. T-707A

Project closeout items were submitted by the contractor and are being reviewed by the project team. Bracy Construction is addressing the Building Automated System punch list items. Bracy Construction addresses warranty items as they occur.

FACILITIES TASK ORDER AGREEMENT SCUDDER FALLS ADMINISTRATION BUILDING – HVAC STUDY Task Order Assignment No. C-729A-1

A task order assignment was executed with French & Parrello Associates, P.A. to complete a study related to the heating, ventilation, and air conditioning (HVAC) system at its Administration Building at Scudder Falls. The assessment includes a review of the installed mechanical equipment to evaluate the feasibility of improving the indoor air quality to reduce the potential impacts of COVID-19. A draft report was submitted and reviewed by Commission Staff and Joseph Jingoli & Son, Inc., comments were returned to French & Parrello to address.

WASHINGTON CROSSING TOLL-SUPPORTED BRIDGE

WASHINGTON CROSSING BRIDGE REPLACEMENT FEASIBILITY STUDY Contract No. C-715A-6

Pennoni Associates provided the Commission with a revised draft of the Washington Crossing Bridge Replacement Feasibility Study addressing comments as previously provided by Commission staff.

REPLACEMENT OF GANTRY AT THE NJ APPROACH T/TS-737A-001

The sign structure previously at the east approach to the WCTSB was removed in the spring of 2018 after sustaining collision damage. A functioning sign structure is located at the west approach of the bridge. The bridge is currently posted for a 3 Ton weight limit, an 8'-0" vertical clearance and a 6'-6" horizontal clearance. This Job Order contract with RCC Builders is to replace the gantry at the New Jersey -east- approach, for the purpose of supporting clearance bars and electronic surveillance equipment as well as displaying several regulatory and warning signs. NTP was given 3/30/2020. A pre-construction meeting was held via teleconference on 4/8/2020.

Field work started on the project the end of May. A two (2) foot section was bolted to the existing column at the south side of the east approach to the bridge to increase the height of the new gantry. The concrete work for the footer of the new column to be erected at the south side of the east approach is to start the week of June 8th.

DELAWARE RIVER JOINT TOLL BRIDGE COMMISSION

January 25, 2021

PROJECT STATUS REPORT

On Friday night, June 19th, the remaining sections of the gantry were installed by RCC. The following week, maintenance re-installed the headache bars. Maintenance has installed the warning signs for the bridge, and reran an exposed conduit and wiring around the new footing for future use to provide electric to the gantry.

NEW HOPE-LAMBERTVILLE TOLL BRIDGE

NEW HOPE-LAMBERTVILLE TOLL BRIDGE STONE VENEER C-704A-2

At the end of March the breakdown of a section of the stone veneer at the east abutment of the New Hope – Lambertville Toll Bridge (Route 202) was discovered under an existing task order agreement. GPI Inc. was given the task to investigate the cause, and determine a solution for the issue. The consultant was given Notice to Proceed on 4/29/2019. The consultant went out in the field on 5/15 and 5/16/19 to access the condition of the stone veneer at both abutments of the NH-L Toll Bridge. A preliminary report was received June 7th, 2019. Report was finalized 7/15/2019. Preliminary design/repair documents received 8/9/2019, and reviewed by 8/23/19. Revisions to design documents received electronically on 9/13/2019. Anticipate the repairs to go to a JOC, negotiations with contractor on-going. Maintenance forces have improved the fencing around the deteriorated section at the NJ abutment.

UHLERSTOWN-FRENCHTOWN TOLL SUPPORTED BRIDGE

REPLACEMENT OF NJ UPSTREAM RETAINING WALL C-732A-1

The stone masonry retaining wall to the north of the Bridge Monitor Shelter in Frenchtown is deteriorated and in need of replacement. Arora and Associates, P.C. has been given the task to design a new retaining wall that would keep the appearance of the existing wall in mind. Arora was given Notice To Proceed on 8/16/2019. A Preliminary Design submission has been received 9/4/2019. Upon review by the Commission, the consultant has been asked to provide an additional design option, which would include acquiring additional property. Consultant provided additional Engineer's estimate on 10/17/2019. Since the replacement of the wall is hampered by the location of the property line, a meeting is being set up with Frenchtown Borough, owner of the adjacent property, to discuss easement. Meeting with Mayor of Frenchtown on 12/20/2019 regarding construction. The adjacent property is part of the Borough's Recreation and Open Space Inventory, there are on-going follow up discussions with NJDEP Green Acres Program.

DELAWARE RIVER JOINT TOLL BRIDGE COMMISSION

**January 25, 2021
PROJECT STATUS REPORT**

INTERSTATE 78 TOLL BRIDGE

I-78 POWER AND COMMUNICATION INFRASTRUCTURE DESIGN SERVICES Contract No. C-732A-3

In support of developing a hardwired power and communication type infrastructure along the Commission's jurisdiction of Interstate 78, Arora and Associates performed an analysis of different levels of detection, observation, recognition, and identification (DORI) within the project limits and provided Commission staff with resources to assist in determining a feasible level of camera coverage for the corridor.

I-78 PAVEMENT, LONGITUDINAL JOINT REHABILITATION Construction Inspection Contact No. C-502A (AECOM's CPMC Services Contract)

Construction Inspection for this JOC contract was provided by AECOM through their CPMC contract. AECOM is working under the Construction Manager, Gordian and their Sub-consultant, CMTS, the firm's managing the overall JOC contract to close out the construction contract.

Construction Contract No. T/TS-734A-003

One of the JOC north contractors, Mount Construction Company, Inc. (Mount) completed the scope of work associated with this JOC contract in August 2020, including milling/paving the remaining longitudinal joint patches, pothole patching, perimeter patch sealing, permanent line striping and reflective pavement marker installation throughout the Commission's I-78 NJ corridor.

During this reporting period Mount re-submitted a revised supplemental change order to adjust the project's as-built quantities to the applicable JOC contract items for final payment. This change order is currently under review.

DELAWARE RIVER JOINT TOLL BRIDGE COMMISSION

**January 25, 2021
PROJECT STATUS REPORT**

NORTHAMPTON STREET TOLL-SUPPORTED BRIDGE

**REHABILITATION
Design Services
Contract No. C-590A**

At the April 27, 2020 Commissioners Meeting, the Commission awarded Contract No. C-590A, Northampton Street Toll-Supported Bridge Rehabilitation Design to Greenman-Pedersen, Inc. (GPI) of Lebanon, NJ. GPI was provided with Notice of Award and Limited Notice to Proceed the same date. GPI was then issued a Full Notice to Proceed on May 15, 2020.

A contract kick-off meeting was held on May 14, 2020. Field condition assessments commenced on May 18, 2020 and have been completed. On June 12, 2020 GPI submitted their Draft Condition Assessment and Recommendation Report along with their Draft Architectural Lighting Concept Study Report. On September 11, 2020 GPI submitted there Preliminary Design plans and specification. GPI is continuing to work toward the Pre-Final Design submission that was scheduled for October 16, 2020 but has been adjusted to October 30, 2020 to better align with the Commission's needs for coordination with Public Officials.

DELAWARE WATER GAP TOLL BRIDGE

WESTBOUND TOLL PLAZA ROADWAY AND NEW JERSEY APPROACH REPAIRS - DESIGN

Task Order Assignment No. C-732A-4

Arora and Associates was issued Notice to Proceed effective October 1, 2020. A project kick-off meeting was held with Arora on October 6, 2020 and a field view was held on October 8, 2020. This Task Order Assignment is to perform final design for replacing/rehabilitating the pavement at the Delaware Water Gap toll plaza and the I-80 NJ Approach Roadway.

The designer has submitted the final version of the Preliminary Design/Condition Report. Arora's preliminary design submission has been reviewed and comments were provided by the Commission. Arora is working on the final design submission which is expected in mid-January 2021.

DELAWARE RIVER JOINT TOLL BRIDGE COMMISSION

**January 25, 2021
PROJECT STATUS REPORT**

CENTRAL AND SOUTHERN DISTRICT

PHASE 1 TOLL COLLECTION COUNTING FACILITIES

Preliminary, Final & Post Design Services
Task Order Assignment No. C-696B-1

Utilizing the Commission standing Consulting Engineer Task Order Agreement with French & Parrello Associates (FPA), this Task Order Assignment is to obtain engineering preliminary, final, and post design services to support the Commission needs for Toll Counting facilities at I-78, Easton Philipsburg, and Delaware Water Gap Toll Bridge Facilities.

As a part of a fast track implementation plan, Kick-Off Meeting was conducted with FPA on October 20, 2016, at which time the Consultant provided pre-schematic design sketches to expedite Commission's input on the same. The Consultant collected Project related record documents after this meeting, conducted site visits on October 25th at all three locations. Schematic Design Submission was received on November 9th, 2016 and a submission review meeting was held on November 14th sharing the Commission's comments with the Consultant. Final Design Submission was received December 30, 2016 and a design submission review meeting was conducted on January 9, 2017 and revised documents were received January 19, 2017.

APPROACH ROADWAY IMPROVEMENTS AT THE CENTRE BRIDGE – STOCKTON, NEW HOPE – LAMBERTVILLE, AND UHLERSTOWN – FRENCHTOWN TOLL-SUPPORTED BRIDGES

Design
Task Order Assignment No. C-715A-1

Under this Task Order Assignment (TOA) the Consultant, Pennoni, Inc. (Pennoni), is providing professional services for the design of approach roadway improvements at the Centre Bridge – Stockton, New Hope – Lambertville, and Uhlerstown – Frenchtown Toll-Supported Bridges. Improvements include select roadway repaving, re-striping, three (3) ADA ramps, replacement of six (6) inlets, curbing repair and patching/coating of a retaining wall.

Construction has been completed and a final walkthrough was performed on July 24. One punch list item remains and this contract will be closed out when it is completed.

DELAWARE RIVER JOINT TOLL BRIDGE COMMISSION

January 25, 2021 PROJECT STATUS REPORT

Construction Management Task Order Assignment No. C-733A-1

Under this Task Order Assignment (TOA) the Consultant, KS Engineers, P.C., (KSE), is providing professional services for the construction inspection of approach roadway improvements at the Centre Bridge – Stockton, New Hope – Lambertville, and Uhlerstown – Frenchtown Toll-Supported Bridges. KSE is providing one full-time inspector during the appropriate periods of construction as well as providing cost, quality, and progress control administrative and field services.

Construction has been completed and a final walkthrough was performed on July 24. One punch list item remains and this contract will be closed out when it is completed.

Construction Contract No. T/TS-735A-004

Under this Job Order Contract (JOC) the Contractor, Mount Construction, Inc., (Mount), is providing construction services for approach roadway improvements at the Centre Bridge – Stockton (CB-S), New Hope – Lambertville (NH-L), and Uhlerstown – Frenchtown (U-F) Toll-Supported Bridges. Improvements include select roadway repaving, re-striping, three (3) ADA ramps, replacement of six (6) inlets, curbing repair and patching/coating of a retaining wall.

Notice to proceed was given on May 27, 2020. A pre-construction kick-off meeting was held online on May 27 and attended by representatives from the Commission, Mount, Pennoni (Design Engineer), Gordian (JOC Program Manager), CMTS (JOC Construction Manager), and KS Engineers (Construction Inspector). A conference call was held with officials from Lambertville and New Hope on May 28 to detail the project.

Construction has been completed and a final walkthrough was performed on July 24. Job Order Supplement No. 2 has been executed to install a step at the base of the canal stairs. The step was installed on November 18th. Epoxy coating of the step and foundation of the stairs is scheduled for the spring when the warmer temperatures will allow for application and then the contract will be closed out.

DELAWARE RIVER JOINT TOLL BRIDGE COMMISSION

**January 25, 2021
PROJECT STATUS REPORT**

ELECTRONIC SURVEILLANCE / DETECTION SYSTEM

**ESS MAINTENANCE CONTRACT
Contract No. DB-724A**

Schneider Electric Building Americas, Inc. continued to provide maintenance services in support of the Electronic Surveillance / Detection System under the direction of the Commission's Public Safety and Bridge Security, who operates the system from the Primary Control Center located at the New Jersey State Police's Regional Operation and Information Center (ROIC) in West Trenton, New Jersey.

ELECTRONIC TOLL COLLECTION CUSTOMER SERVICE CENTER/VIOLATION PROCESSING CENTER PROJECT Contract No. DB-584

The New Jersey Turnpike Authority (NJTA), as the lead agency, is facilitating all meetings with the other agencies and Conduent to manage the implementation of outstanding system elements for the New Jersey E-ZPass Customer Service Center.

Commission staff worked with Conduent to establish their communication connection to the disaster recovery toll host located at the New Hope Administration Building. TransCore completed the network router configurations for the disaster recovery toll host. Conduent will finalize the connectivity of the NJ CSC to the disaster recovery toll host and will then test the end to end connection.

TRAFFIC COUNT PROGRAM UPGRADE Contract No. DR-550A

A Purchase Order was issued to Signal Service, Inc., West Chester, PA for the traffic counters, server and additional materials. Signal Service is a member of the Pennsylvania Department of General Services COSTARS Program (Cooperative Purchasing Contract No. 4400012659). The COSTARS Program sets the pricing for the traffic counters, auxiliary equipment, and software to be purchased.

As the Commission expanded its wide area network (WAN) to the toll supported bridges, the traffic counters were all transitioned from the cellular modems to the WAN for the transmission of data. Commission staff is working with Signal Service to transition the counters for the free direction of the Toll Bridges from cellular modems to the WAN.

DELAWARE RIVER JOINT TOLL BRIDGE COMMISSION

January 25, 2021 PROJECT STATUS REPORT

TRAFFIC AND REVENUE FORECAST Task Order Assignment No. C-728A-1

Rummel, Klepper & Kahl, LLP (RK&K) submitted the revised traffic and revenue forecast for the toll direction of the Commission's eight (8) toll bridges and it is under review by Commission Staff. Additionally, the draft report was submitted and reviewed by Commission Staff. Comments were provided to RK&K and a meeting was held to discuss the draft report and our review comments. Additionally, a meeting was held to discuss the draft Financial Resilience Policy and our comments. A revised policy was submitted and prepared for the December 2020 Commission Meeting. Bi-weekly project status meetings occurred to review the project status.

ALL ELECTRONIC TOLLING STUDY UPDATE Task Order Assignment No. C-728A-2 (CAS/RWL)

Commission Staff executed a task order agreement for Rummel, Klepper & Kahl, LLP (RK&K) to update the existing All Electronic Tolling (AET) Study, specifically the information related to the implementation of AET by other toll agencies throughout the region and any lessons learned.

ELECTRONIC TOLL COLLECTION SYSTEM REPLACEMENT DESIGN, BUILD AND MAINTAIN Contract No. DB-540A

Kapsch submitted a list of recommendations for tuning adjustments for the Commission's transponder readers. The recommendations were submitted to TransCore for review and implementation. TransCore adjusted the reader tuning at Milford-Montague and Portland-Columbia toll bridges to improve transponder reading and currently monitoring to confirm the results.

TransCore is preparing an order of magnitude estimate for the replacement of the roadway loops located within each conventional toll plaza lane and the Open Road Tolling zone as these will need to be replaced during the Delaware Water Gap Toll Bridge pavement rehabilitation project.

Commission Staff and TransCore meet monthly to review and discuss system operational and maintenance items. A weekly call also takes place to briefly review system maintenance items for the week.

DELAWARE RIVER JOINT TOLL BRIDGE COMMISSION

**January 25, 2021
PROJECT STATUS REPORT**

ELECTRONIC TOLL COLLECTION / TOLLING TASK ORDER CONSULTANT

**SCUDDER FALLS BRIDGE ALL ELECTRONIC TOLLING SYSTEM
INSTALLATION MANAGEMENT
Task Order Assignment No. C-701A-7**

There was no activity on this Task Order Assignment.

JOB ORDER CONTRACTING

**JOB ORDER CONTRACTING PROGRAM MANAGER
Contract No. C-727A**

Gordian Group's activities included providing program management services in support of individual job orders.

STRUCTURAL HEALTH MONITORING CONCEPT STUDY Contract No. C-750A-6

In an effort to establish system needs and constraints, WSP USA, Inc. has reviewed information from previous SHM and load testing efforts performed by the Commission together with existing plans and load ratings for each of the bridges. Additionally, field visits were conducted to identify site specific challenges.

GENERAL ENGINEERING CONSULTANT 2015-2020 ANNUAL INSPECTIONS C-684A

As the Commission's General Engineering Consultant (GEC), Van Cleef Engineering Associates, LLC, (formerly Cherry, Weber & Associates) (VCEA) is providing Annual Inspection Services for the Toll-Supported Bridges in 2016. VCEA was provided with Notice to Proceed on March 23, 2015. On November 21, 2016, the Commission, via Resolution 3090-11-16, extended VCEA's contract to perform GEC services and inspections in 2017 & 2018. On November 19, 2018, the Commission, via Resolution 4045-10-18, extended VCEA's contract to perform GEC services and inspections in 2019 & 2020, the second and final of two 2-year optional extensions in the original contract.

The Final Draft 2019 Annual Inspection Report has been finalized and is being submitted to the Commission for acceptance at the April 2020 Commission Meeting.

DELAWARE RIVER JOINT TOLL BRIDGE COMMISSION

January 25, 2021 PROJECT STATUS REPORT

A kick-off meeting was held on February 26 for the 2020 Toll-Supported Bridge (TSB) Inspections at the I-78 Toll Bridge Maintenance Garage and attended by representatives from Central and South Regional Maintenance, the Deputy Director of Maintenance, Engineering, the Deputy Executive Director of Operations and VCEA.

Inspections were scheduled to begin in late March at multiple toll-supported bridges. Due to the COVID-19 pandemic, and following guidelines from PennDOT and NJDOT, the TSB inspections due in March were pushed back into April. Inspections are scheduled to start the week of April 6, 2020. Field inspections for the Toll Supported bridges were started the week of April 6, 2020, with priority given to the bridges with a March due date. To date bridge inspections have been completed. Three (3) March bridges will have NBI dates that were pushed back to April (CBS, RB, UBEM), due to the Covid-19 delays and the resulting 2-week delay at the beginning of the schedule. All other bridge dates (months) have been met.

The Facility Inspections, on July 14 (Southern Region), and July 15, 2020 (Central & Northern Region), have been completed. Due to Covid-19 related issues, inspections were performed from the exterior of the facilities, unless specific issues were identified prior to the inspection by Maintenance.

Sign Retro-reflectivity Assessment scheduled for the nights of October 13 and 14, 2020.

The Draft Maintenance Report was submitted via ftp on September 25, 2020. The Draft Annual Inspection Report was submitted on October 8, 2020. Draft Annual and Draft Maintenance Reports were reviewed and comments sent back to the GEC the end of December 2020.

2015-2016 TRAFFIC ENGINEERING CONSULTANT Contract No. C-686A

Pennoni Associates prepared and submitted a project schedule for completing the 2020 Traffic Engineering Report. Traffic data was provided to Pennoni Associates for their use in completing the annual study.

DELAWARE RIVER JOINT TOLL BRIDGE COMMISSION
Meeting of January 25, 2021

OPERATIONS

The following Pages reflect the reports on those items assigned to the Operations Department. Each item is reported separately and page numbered accordingly.

DELAWARE RIVER JOINT TOLL BRIDGE COMMISSION
Meeting of January 25, 2021

OPERATIONS INDEX
FOR
PUBLIC SAFETY & BRIDGE SECURITY

SUBJECT	DESCRIPTION	PAGE NUMBER
Public Safety & Bridge Security	Status Reports Month of December 2020	1-23

DELAWARE RIVER JOINT TOLL BRIDGE COMMISSION
Meeting of January 25, 2021

PUBLIC SAFETY AND BRIDGE SECURITY
MONTH OF December 2020

The below-listed items represent meetings, communications, tasks, and projects involving the Public Safety and Bridge Security Department:

Radio System

- During the month of December 2020, Public Safety and Bridge Security (PSBS) personnel, along with the NJ State Police and Motorola continued to work on the microwave backhaul system. Motorola is constructing the Microwave backhaul antenna system at New Hope toll bridge which will communicate with the Stockton tower.
- PSBS personnel alone, and in conjunction with the New Jersey State Police investigated various other DRJTBC radio issues both during and after normal working hours
- PSBS personnel continue to work with the Regions and IT to update the Maximo radio inventory database.
- PSBS personnel continued removing all the old radio equipment at Trenton Morrisville in preparation of the building demolition.

Access Control System

- During the month of December 2020, the ACS database was audited and pictures were updated for employees and contractor cards with the approved holographic image.
- Various other employee ACS rights were updated and/or changed at the request of supervisors.
- Various door alarms and ACS issues were addressed.

Public Safety & Bridge Security

- During the Month of December, PSBS continued to social distance the PCC staff by utilizing the SCC at NHLTB.
- During the Month of December, PSBS continued to social distance staff by using UBE TSB for central region AC's, TM TB for Southern region AC's.

DELAWARE RIVER JOINT TOLL BRIDGE COMMISSION
Meeting of January 25, 2021

PUBLIC SAFETY AND BRIDGE SECURITY
MONTH OF December 2020

- During the month of December 2020, PSBS continued to update and implemented the Alternate Work Procedures for the COVID-19 pandemic
- During the month of December 2020, PSBS personnel reengaged work with Schneider Electric on various new Capital Projects, MM camera upgrade, SCC enhancements and Lumberville Raven Rock camera install.
- PSBS personnel reviewed and purged the ESS video storage database that contains copies of videos requested by DRJTBC personnel and outside agencies.
- The PSBS Primary & Secondary Control Center (PCC, SCC) continues to operate 24/7 and detected, documented, and assisted the Regional bridges with various emergencies, traffic, and security related incidents.
- During the month of December 2020, PSBS personnel worked with several police departments and DRJTBC personnel on various inquiries and investigations. As a result, PSBS personnel investigated and processed twenty five video requests. Please see the attached “ESS Request Video Report” for a summary of information on each request.
- During the month of December 2020, PSBS continued work with Signal Services Inc. to install an oversized vehicle detection radar system at Riverton Belvidere.

Miscellaneous

- During December 2020, PCC/SCC monitored various storm and flooding events
- During December 2020, PSBS attended a Teams meeting with engineering for the C-732A-3 project (I-78 Power and Communication Infrastructure Design)
- During December 2020, PSBS attended a Teams meeting with engineering for the T- 519A project (Southern Operations & Maintenance Facilities - Primary Control Center)
- In December 2020, PSBS Staff participated in weekly COVID-19 Task Force conference call to discuss COP-E plan updates and other matters that pertain to the ongoing pandemic.
- In December 2020, PSBS Staff attended the PSBS Coronavirus Staff meeting. Meetings took place each Monday in December

DELAWARE RIVER JOINT TOLL BRIDGE COMMISSION
Meeting of January 25, 2021

PUBLIC SAFETY AND BRIDGE SECURITY
MONTH OF December 2020

- During the month of December 2020 PSBS staff worked on updating the Commission's COP-E Plan regarding the Coronavirus pandemic.
- During December 2020, PSBS Staff attended meetings with Motorola regarding the Radio systems for the SCC, PCC, computer aided dispatch system and integrated telephone system.

ESS Request Video

Report Run Date: 12/27/2020

Report Month: 12/1/2020- 12/27/2020

ID	Request Date	Request_Agency	Requestor	Location	Incident Type	DRJTBC Requestor
2629	12/1/20	DRJTBC	Nicholas Knechel	EP	Motor Vehicle Accident	Nicholas Knechel
2630	12/1/20	Lower Makefield PD	Officer, Reeves	Scudder Falls	Police Investigation	Joseph Trinian
2631	12/2/20	DRJTBC	D Stites PCC	Centre Bridge-Stockton	Overweight Crossing	Denis Stites
2632	12/2/20	DRJTBC	M. Wahl	NHL-TS	Motor Vehicle Accident	Michael Wahl
2633	12/3/20	DRJTBC	Matt Skrebel	I78	Motor Vehicle Accident	Matt Skrebel
2634	12/7/20	DRJTBC	Matt Skrebel	EP	Motor Vehicle Accident	Matt Skrebel
2635	12/8/20	Morrisville Police Department	Ofc. John Aspromonti #15	Calhoun St.	Hit & Run MVA	Matt Skrebel
2636	12/8/20	Delaware Township Police	Ptl. Illes	Uhlerstown-French town	Homicide	Matt Skrebel
2637	12/9/20	DRJTBC	Nicholas Knechel	EP	Motor Vehicle Accident	Nicholas Knechel
2638	12/10/20	DRJTBC	Matt Skrebel	I78	Hit & Run MVA	Matt Skrebel
2639	12/11/20	DRJTBC	Matt Skrebel	EP	Motor Vehicle Accident	Matt Skrebel
2640	12/11/20	DRJTBC	Matt Skrebel	Scudder Falls	Fire	Matt Skrebel
2641	12/12/20	DRJTBC	M. Wahl	DWG	Motor Vehicle Accident	Michael Wahl
2642	12/13/20	DRJTBC	M. Wahl	EP	Motor Vehicle Accident	Michael Wahl
2643	12/15/20	DRJTBC	Matt Skrebel	Riverton-Belvidere	Motor Vehicle Accident	Matt Skrebel
2644	12/15/20	Solebury Twp. Police	Det. John Koretzky	NHL	Motor Vehicle Accident	Matt Skrebel
2645	12/15/20	DRJTBC	M PISCIOOTTO	Washington Crossing	Overweight Crossing	Matthew Pisciotto
2646	12/19/20	DRJTBC	Nicholas Knechel	I78	Motor Vehicle Accident	Nicholas Knechel
2647	12/19/20	DRJTBC	Nicholas Knechel	Washington Crossing	Hit & Run MVA	Nicholas Knechel
2648	12/21/20	DRJTBC	M. Leary Jr	EP	Motor Vehicle Accident	Mark Leary Jr
2650	12/22/20	DRJTBC	Matt Skrebel	TM	Motor Vehicle Accident	Matt Skrebel
2651	12/22/20	DRJTBC	Steve Mongiovi	DWG	Police Investigation	Stephen Mongiovi
2652	12/22/20	DRJTBC	M. Wahl	DWG	Other	Michael Wahl



ESS Request Video

Report Run Date: 12/27/2020

Report Month: 12/1/2020- 12/27/2020

ID	Request Date	Request_Agency	Requestor	Location	Incident Type	DRJTBC Requestor
2653	12/24/20	DRJTBC	M. Leary Jr	EP	Motor Vehicle Accident	Mark Leary Jr
2654	12/26/20	DRJTBC	Steve Mongiovi	Calhoun St.	Stolen Vehicle	Stephen Mongiovi
Total for Month:		25				

November 2020

Bridges	N/R Accidents		Traffic Accidents		Motorist Assists		Other	
	NJ	PA	NJ	PA	NJ	PA	NJ	PA
Milford-Montague 40	0	0	0	0	0	0	0	0
Delaware Water Gap 41	0	0	10	1	4	0	8	0
Portland Pedestrian 42	0	0	0	0	0	0	0	0
Portland - Columbia 43	0	0	0	0	0	0	0	0
Riverton - Belvidere 44	0	0	1	0	0	0	7	0
Rt 22 EP 45	0	1	1	0	1	0	66	0
Northampton St 46	0	1	0	0	0	0	13	0
I-78 47	0	1	4	3	16	2	76	0
Riegelsville 48	0	0	0	0	0	0	0	0
Upper Black Eddy Milford 49	0	0	0	0	0	0	3	0
Uhlerstown Frenchtown 50	0	0	2	0	0	0	1	0
Lumberville Raven Rock 51	0	0	0	0	0	0	1	0
Centre Bridge Stockton 52	0	0	0	0	0	0	8	0
New Hope Lambertville Toll 53	0	0	0	1	2	0	39	0
New Hope Lambertville 54	0	0	0	0	0	0	12	0
Washington Crossing 55	0	1	1	1	0	0	1	0
Scudder Falls 56	0	0	2	0	0	0	0	0
Calhoun St 57	0	0	1	0	1	0	1	0
Lower Trenton 58	0	1	2	1	1	0	4	0
Morrisville Trenton 59	0	0	0	0	0	0	2	0

	Citations	Warnings	Security Checks
New Jersey State Police	189	82	610
Pennsylvania State Police	276	132	802

December 2020 Overweight Crossings-Central Region

12/31/2020

Bridge	Total Turnarounds	Total Overweights	Total Manned	Total Unmanned	NJSP Response	Summons Issued	Warnings Issued	PSP Response	Citations Issued	Warnings Issued2	Local Police Response	No Response Requested
Riverton-Belvidere	57	3	1	2	2	1	1	1	1	0	11	1
Northampton St.	472	1	1	0	1	1	0	0	0	0	0	0
Riegelsville	117	0	0	0	0	0	0	1	0	0	1	0
Uhlerstown - Frenchtown	0	0	0	0	0	0	0	0	0	0	0	0
December Totals	646	4	2	2	3	2	1	2	1	0	12	1
Bridge	Total Turnarounds	Total Overweights	Total Manned	Total Unmanned	NJSP Response	Summons Issued	Warnings Issued	PSP Response	Citations Issued	Warnings Issued	Local Police Response	No Response Requested
Riverton-Belvidere	845	39	15	23	29	18	12	7	4	3	61	4
Northampton St.	5439	37	35	0	22	14	6	9	1	8	0	2
Riegelsville	1456	3	5	1	2	2	0	2	1	0	1	0
Uhlerstown - Frenchtown	382	21	10	72	19	14	6	2	1	2	1	1
Year to Date Totals	8122	100	65	96	72	48	24	20	7	13	63	8

December 2020 Overweight Crossings-Southern Region

12/31/2020

Bridge	Total Turnarounds	Total Overweights	Total Manned	Total Unmanned	NJSP Response	Summons Issued	Warnings Issued	PSP Response	Citations Issued	Warnings Issued2	Local Police Response	No Response Requested
Lower Trenton	34	58	0	58	0	0	0	58	30	28	0	0
Calhoun Street	51	2	2	0	0	0	0	2	0	2	0	0
Washington Crossing	198	2	2	0	0	0	0	1	0	1	0	1
New Hope	75	2	2	0	0	0	0	2	1	1	0	0
Lambertville	53	8	0	8	5	3	2	0	0	0	0	3
Centre Bridge												
Stockton												
December Totals	411	72	6	66	5	3	2	63	31	32	0	4
Bridge	Total Turnarounds	Total Overweights	Total Manned	Total Unmanned	NJSP Response	Summons Issued	Warnings Issued	PSP Response	Citations Issued	Warnings Issued	Local Police Response	No Response Requested
Lower Trenton	125	478	0	478	19	17	2	449	193	256	5	5
Calhoun Street	486	24	21	3	11	7	4	13	3	10	0	0
Washington Crossing	1443	25	20	5	7	4	3	16	6	10	0	2
New Hope	861	18	15	3	7	3	4	10	8	2	0	1
Lambertville	583	46	5	41	42	28	14	1	1	0	0	3
Centre Bridge												
Stockton												
Year to Date Totals	3498	591	61	530	86	59	27	489	211	278	5	11

SR/CR December 2020 Year to Date Overweight Turnarounds/Crossings Report

Southern Region Bridge	Total Turnarounds	Total To NJ	Total To PA	Total Overweights
Lower Trenton	125	40	85	478
Calhoun Street	486	147	339	24
Washington Crossing	1443	87	1356	25
New Hope Lambertville	861	200	661	18
Centre Bridge Stockton	583	125	468	46
YTD SR Totals	3498	599	2909	591
Central Region Bridge	Total Turnarounds	Total To NJ	Total To PA	Total Overweights
Riverton-Belvidere	850	104	746	39
Northampton St.	5473	513	4960	35
Riegelsville	1458	501	957	3
Uhlerstown - Frenchtown	389	42	347	21
YTD CR Totals	8170	1160	7010	98
Southern/Central Region Bridges	Total Turnarounds	Total To NJ	Total To PA	Total Overweights
January thru December SR/CR Totals	11668	1759	9919	617

DELAWARE RIVER JOINT TOLL BRIDGE COMMISSION

MONTHLY ACTIVITY SERVICES RENDERED REPORT

BRIDGE Riverton-Belvidere

MONTH December

YEAR 2020

ACTIVITY/SERVICE	WEEK OF 5-Dec	WEEK OF 12-Dec	WEEK OF 19-Dec	WEEK OF 26-Dec	TOTAL
Hours Worked	168	168	168	168	672
Patrols	76	76	65	81	298
Overweight Crossings	1	1	1	0	3
Overweights Refused	14	19	12	12	57
Motorist Aid	0	0	0	0	0
Medical Assistance	0	0	0	0	0
First Aid Rendered	0	0	0	0	0
State / Local Police Requested	3	7	2	2	14
Fire Dept. Requested	0	0	0	0	0
Public Interaction	31	43	20	47	141
Traffic Control	2	11	0	6	19
Jumpers	0	0	0	0	0
Assaults	0	0	0	0	0
Other	0	0	0	0	0
Miscellaneous	9	7	6	6	28

NOTES:

--

DELAWARE RIVER JOINT TOLL BRIDGE COMMISSION

MONTHLY ACTIVITY SERVICES RENDERED REPORT

BRIDGE Northampton Street

MONTH December

YEAR 2020

ACTIVITY/SERVICE	WEEK OF 5-Dec	WEEK OF 12-Dec	WEEK OF 19-Dec	WEEK OF 26-Dec	TOTAL
Hours Worked	336	336	336	336	1344
Patrols	158	143	140	162	603
Overweight Crossings	0	0	0	1	1
Overweights Refused	131	112	137	92	472
Motorist Aid	0	0	0	1	1
Medical Assistance	0	0	0	0	0
First Aid Rendered	0	0	0	0	0
State / Local Police Requested	0	0	0	1	1
Fire Dept. Requested	0	0	0	0	0
Public Interaction	127	159	134	121	541
Traffic Control	68	25	53	25	171
Jumpers	0	0	0	0	0
Assaults	0	0	0	0	0
Other	0	9	3	9	21
Miscellaneous	6	6	8	4	24

NOTES:

--

DELAWARE RIVER JOINT TOLL BRIDGE COMMISSION

MONTHLY ACTIVITY SERVICES RENDERED REPORT

BRIDGE Riegelsville

MONTH December

YEAR 2020

ACTIVITY/SERVICE	WEEK OF 5-Dec	WEEK OF 12-Dec	WEEK OF 19-Dec	WEEK OF 26-Dec	TOTAL
Hours Worked	336	336	336	336	1344
Patrols	166	163	151	161	641
Overweight Crossings	0	0	0	0	0
Overweights Refused	49	18	26	24	117
Motorist Aid	0	0	0	0	0
Medical Assistance	0	0	0	0	0
First Aid Rendered	0	0	0	0	0
State / Local Police Requested	0	1	0	0	1
Fire Dept. Requested	0	0	0	0	0
Public Interaction	46	20	29	34	129
Traffic Control	1	1	2	0	4
Jumpers	0	0	0	0	0
Assaults	0	0	0	0	0
Other	0	2	0	2	4
Miscellaneous	0	1	0	0	1

NOTES:

--

DELAWARE RIVER JOINT TOLL BRIDGE COMMISSION

MONTHLY ACTIVITY SERVICES RENDERED REPORT

BRIDGE Upper Black Eddy-Milford

MONTH December

YEAR 2020

ACTIVITY/SERVICE	WEEK OF 5-Dec	WEEK OF 12-Dec	WEEK OF 19-Dec	WEEK OF 26-Dec	TOTAL
Hours Worked	8	0	0	12	20
Patrols	4	0	0	6	10
Overweight Crossings	0	0	0	0	0
Overweights Refused	0	0	0	0	0
Motorist Aid	0	0	0	0	0
Medical Assistance	0	0	0	0	0
First Aid Rendered	0	0	0	0	0
State / Local Police Requested	0	0	0	0	0
Fire Dept. Requested	0	0	0	0	0
Public Interaction	4	0	0	0	4
Traffic Control	0	0	0	0	0
Jumpers	0	0	0	0	0
Assaults	0	0	0	0	0
Other	0	0	0	0	0
Miscellaneous	0	0	0	0	0

NOTES:

DELAWARE RIVER JOINT TOLL BRIDGE COMMISSION

MONTHLY ACTIVITY SERVICES RENDERED REPORT

BRIDGE Uhlerstown-Frenchtown

MONTH December

YEAR 2020

ACTIVITY/SERVICE	WEEK OF 5-Dec	WEEK OF 12-Dec	WEEK OF 19-Dec	WEEK OF 26-Dec	TOTAL
Hours Worked	47	17	23	30	117
Patrols	22	10	8	22	62
Overweight Crossings	0	0	0	0	0
Overweights Refused	16	3	3	5	27
Motorist Aid	0	0	0	0	0
Medical Assistance	0	0	0	0	0
First Aid Rendered	0	0	0	0	0
State / Local Police Requested	0	0	1	0	1
Fire Dept. Requested	0	0	0	0	0
Public Interaction	13	7	5	10	35
Traffic Control	0	0	0	0	0
Jumpers	0	0	0	0	0
Assaults	0	0	0	0	0
Other	0	0	0	0	0
Miscellaneous	0	0	0	0	0

NOTES:

--

DELAWARE RIVER JOINT TOLL BRIDGE COMMISSION

MONTHLY ACTIVITY SERVICES RENDERED REPORT

BRIDGE Portland-Columbia PedestrianMONTH DecemberYEAR 2020

ACTIVITY/SERVICE	WEEK OF 5-Dec	WEEK OF 12-Dec	WEEK OF 19-Dec	WEEK OF 26-Dec	TOTAL
Hours Worked					0
Patrols	14	14	14	14	56
Overweight Crossings					0
Overweights Refused					0
Motorist Aid					0
Medical Assistance					0
First Aid Rendered					0
State / Local Police Requested					0
Fire Dept. Requested					0
Public Interaction					0
Traffic Control					0
Jumpers					0
Assaults					0
Other					0
Miscellaneous					0

NOTES:

--

DELAWARE RIVER JOINT TOLL BRIDGE COMMISSION

MONTHLY ACTIVITY SERVICES RENDERED REPORT

BRIDGE Centre-Bridge Stockton

MONTH December

YEAR 2020

ACTIVITY/SERVICE	WEEK OF 12-Dec	WEEK OF 19-Dec	WEEK OF 26-Dec	WEEK OF 31-Dec	TOTAL
Hours Worked	120	168	168	168	624
Patrols	60	79	67	73	279
Overweight Crossings	4	2	1	1	8
Overweights Refused	11	13	15	14	53
Motorist Aid	0	0	0	0	0
Medical Assistance	0	0	0	0	0
First Aid Rendered	0	0	0	0	0
State / Local Police Requested	4	2	1	1	8
Fire Dept. Requested	0	0	0	0	0
Public Interaction	27	18	21	23	89
Traffic Control	15	15	16	15	61
Jumpers	0	0	0	0	0
Assaults	0	0	0	0	0
Other	2	6	4	4	16
Miscellaneous	0	0	0	0	0

NOTES:

DELAWARE RIVER JOINT TOLL BRIDGE COMMISSION

MONTHLY ACTIVITY SERVICES RENDERED REPORTBRIDGE New Hope - LambertvilleMONTH DecemberYEAR 2020

ACTIVITY/SERVICE	WEEK OF 12-Dec	WEEK OF 19-Dec	WEEK OF 26-Dec	WEEK OF 31-Dec	TOTAL
Hours Worked	216	300	272	296	1084
Patrols	92	152	109	127	480
Overweight Crossings	1	1	0	0	2
Overweights Refused	14	21	26	14	75
Motorist Aid	0	0	0	0	0
Medical Assistance	0	0	0	0	0
First Aid Rendered	0	0	0	0	0
State / Local Police Requested	0	2	0	0	2
Fire Dept. Requested	0	0	0	0	0
Public Interaction	107	133	121	97	458
Traffic Control	14	23	26	14	77
Jumpers	0	0	0	0	0
Assaults	0	0	0	0	0
Other	12	16	9	9	46
Miscellaneous	0	0	0	0	0

NOTES:

DELAWARE RIVER JOINT TOLL BRIDGE COMMISSION

MONTHLY ACTIVITY SERVICES RENDERED REPORTBRIDGE Washington CrossingMONTH DecemberYEAR 2020

ACTIVITY/SERVICE	WEEK OF 12-Dec	WEEK OF 19-Dec	WEEK OF 26-Dec	WEEK OF 31-Dec	TOTAL
Hours Worked	120	168	168	168	624
Patrols	56	69	80	81	286
Overweight Crossings	1	1	0	0	2
Overweights Refused	51	46	52	49	198
Motorist Aid	0	0	0	0	0
Medical Assistance	0	0	0	0	0
First Aid Rendered	0	0	0	0	0
State / Local Police Requested	2	0	0	0	2
Fire Dept. Requested	0	0	0	0	0
Public Interaction	27	34	35	29	125
Traffic Control	53	46	52	49	200
Jumpers	0	0	0	0	0
Assaults	0	0	0	0	0
Other	7	7	11	9	34
Miscellaneous	0	0	0	0	0

NOTES:

DELAWARE RIVER JOINT TOLL BRIDGE COMMISSION

MONTHLY ACTIVITY SERVICES RENDERED REPORTBRIDGE Calhoun StreetMONTH DecemberYEAR 2020

ACTIVITY/SERVICE	WEEK OF 12-Dec	WEEK OF 19-Dec	WEEK OF 26-Dec	WEEK OF 31-Dec	TOTAL
Hours Worked	240	312	324	320	1196
Patrols	107	102	116	121	446
Overweight Crossings	1	0	1	0	2
Overweights Refused	13	11	14	13	51
Motorist Aid	0	0	0	0	0
Medical Assistance	0	0	0	0	0
First Aid Rendered	0	0	0	0	0
State / Local Police Requested	1	0	1	0	2
Fire Dept. Requested	0	0	0	0	0
Public Interaction	4	9	3	3	19
Traffic Control	8	10	9	11	38
Jumpers	0	0	0	0	0
Assaults	0	0	0	0	0
Other	0	0	0	0	0
Miscellaneous	0	0	0	0	0

NOTES:

DELAWARE RIVER JOINT TOLL BRIDGE COMMISSION

MONTHLY ACTIVITY SERVICES RENDERED REPORT

BRIDGE Lower Trenton

MONTH December

YEAR 2020

ACTIVITY/SERVICE	WEEK OF 12-Dec	WEEK OF 19-Dec	WEEK OF 26-Dec	WEEK OF 31-Dec	TOTAL
Hours Worked	36	40	28	20	124
Patrols	18	16	14	16	64
Overweight Crossings	12	26	14	6	58
Overweights Refused	8	7	9	6	30
Motorist Aid	0	0	0	0	0
Medical Assistance	0	0	0	0	0
First Aid Rendered	0	0	0	0	0
State / Local Police Requested	7	11	9	2	29
Fire Dept. Requested	0	0	0	0	0
Public Interaction	0	0	0	0	0
Traffic Control	20	33	23	12	88
Jumpers	0	0	0	0	0
Assaults	0	0	0	0	0
Other	0	0	0	0	0
Miscellaneous	0	0	0	0	0

NOTES:

DELAWARE RIVER JOINT TOLL BRIDGE COMMISSION

MONTHLY ACTIVITY SERVICES RENDERED REPORTBRIDGE Lumberville - Raven RockMONTH DecemberYEAR 2020

ACTIVITY/SERVICE	WEEK OF 12-Dec	WEEK OF 19-Dec	WEEK OF 26-Dec	WEEK OF 31-Dec	TOTAL
Hours Worked	0	0	0	0	0
Patrols	0	0	0	0	0
Overweight Crossings	0	0	0	0	0
Overweights Refused	0	0	0	0	0
Motorist Aid	0	0	0	0	0
Medical Assistance	0	0	0	0	0
First Aid Rendered	0	0	0	0	0
State / Local Police Requested	0	0	0	0	0
Fire Dept. Requested	0	0	0	0	0
Public Interaction	0	0	0	0	0
Traffic Control	0	0	0	0	0
Jumpers	0	0	0	0	0
Assaults	0	0	0	0	0
Other	0	0	0	0	0
Miscellaneous	0	0	0	0	0

NOTES:

2020

AC Monthly Activity Report

December 2020

Location	Bridge Checks	Overweights	Accidents	Jumpers	Disabled Vehicles	Medical Emergencies
Lower Trenton	99	58	1	0	1	0
Calhoun Street	104	2	1	0	0	0
Scudder Falls	201	0	2	0	9	0
Washington Crossing	47	2	1	0	1	0
New Hope	31	2	0	0	0	0
Lambertville						
Centre Bridge	23	8	1	0	0	0
Stockton						
Lumberville	4	0	0	0	0	0
RavenRock						
Uhlersown	13	0	0	0	0	0
Frenchtown						
Upper Black Eddy	14	0	0	0	0	0
Milford						
Riegelsville	24	3	0	0	0	0
Northampton St.	54	1	0	0	1	0
Riverton						
Belvidere	21	3	1	0	0	0
Portland Columbia	16	0	0	0	0	0
Totals	651	79	7	0	12	0

Yearly Totals

Location	Bridge Checks	Overweights	Accidents	Jumpers	Disabled Vehicles	Medical Emergencies
Lower Trenton	1004	477	14	0	6	3
Calhoun Street	1169	23	19	0	7	0
Scudder Falls	2369	0	42	0	79	2
Washington Crossing	878	25	11	0	2	0
New Hope	725	18	5	0	1	1
Lambertville						
Centre Bridge	484	45	3	0	0	1
Stockton						
Lumberville	350	0	0	0	0	0
RavenRock						

Location	Bridge Checks	Overweights	Accidents	Jumpers	Disabled Vehicles	Medical Emergencies
Uhlersown Frenchtown	676	21	7	0	0	0
Upper Black Eddy Milford	798	0	0	0	0	2
Riegelsville	1270	6	2	0	0	3
Northampton St.	1535	32	10	0	3	6
Riverton Belvidere	808	42	2	0	0	2
Portland Columbia	415	0	0	0	0	0
Totals	12481	689	115	0	98	20

DELAWARE RIVER JOINT TOLL BRIDGE COMMISSION

Meeting of January 25, 2021

Operations Report Index

Maintenance and Toll Operations

SUBJECT	DESCRIPTION	PAGE NUMBER
Maintenance and Toll	Status report Month of December 2020	1-8

DELAWARE RIVER JOINT TOLL BRIDGE COMMISSION
Meeting of January 25, 2021

MAINTENANCE AND TOLL OPERATIONS
MONTH OF DECEMBER 2020

- Participated in weekly COVID-19 Task Force conference call to discuss COP-E plan updates, PPE usage and other matters that pertain to the ongoing pandemic.
- Participated in conference call with Toll Lieutenants to discuss scheduling, PPE and COVID-19 updates.
- Participated in Monthly Toll Sergeants conference call to review COVID-19 Self-Monitoring Operations Order, PPE safety protocols, staffing, ADP portal and other items.
- Participated in weekly conference call with Regional Maintenance Supervisors to discuss Duty Person, ongoing projects, snow procedures and COVID-19.
- Participated in Training and Safety Department Teams meeting discussion on A Leaders Guide to Managing Unconscious Bias Training.
- Participated in Teams meeting to review maintenance snow operations during the storm of December 16, 2020.
- Participated in Operations staff meeting to review monthly operations reports with Deputy Executive Director of Operations.
- Senior Director provided weekly Personal Protective Equipment (PPE) gloves, masks, etc. usage report to Deputy Executive Director of Operations and COVID-19 task force.
- Senior Director submitted list of Guide Rail Attenuator repairs to J. Fletcher Creamer to complete.
- Senior Director prepared monthly Maintenance and Toll reports for the December 2020 staff agenda Teams meeting.
- Senior Director forwarded report of Use of Commission Facilities report for the month of December 2020 to the Deputy Executive Director of Operations.

Maintenance Operations

DELAWARE RIVER JOINT TOLL BRIDGE COMMISSION
Meeting of January 25, 2021

- Director of Maintenance moderated weekly conference call with Regional Maintenance Supervisors.
- Director of Maintenance provided Senior Director with monthly reports of activities completed for the month of December from Regional Maintenance Supervisors.
- Director of Maintenance worked with engineering department to schedule repairs to Trenton Makes the World Takes sign.
- Trenton Morrisville Maintenance crews reported for work after normal business hours for numerous snow/ice events during the month of December.
- Trenton Morrisville maintenance crews continue regular and deep cleaning of the Trenton Morrisville facility.
- Trenton Morrisville Maintenance crews continue regular cleaning of the Toll Supported Bridge shelters.
- New Maintenance crews reported for work after normal business hours for numerous snow/ice events during the month of December.
- New Hope Maintenance crews continue regular cleaning of the New Hope Toll facility.
- New Hope Maintenance crews continue regular cleaning of the Toll Supported Bridge shelters.
- New Hope Maintenance crews changed the overhead bridge lights at the Calhoun St. Toll supported Bridge.
- I-78 Maintenance Crews crews reported for work after normal business hours for numerous snow/ice events during the month of December.
- I-78 Maintenance crews continue regular cleaning of the I-78 Toll Administration Facility and Maintenance Garage buildings.
- I-78 Maintenance crews changed canopy filters and made repairs to HVAC system.
- I-78 Maintenance crews made repairs to a damaged quad guard attenuator on the I-78 Toll Plaza.

DELAWARE RIVER JOINT TOLL BRIDGE COMMISSION
Meeting of January 25, 2021

- Easton Phillipsburg Maintenance crews reported for work after normal business hours for numerous snow/ice events during the month of December.
- Easton Phillipsburg Maintenance crews continue regular cleaning of the Easton Phillipsburg facility.
- Easton Phillipsburg Maintenance crews continue regular cleaning of Central Region Toll Supported Bridges.
- Easton Phillipsburg Maintenance crews made repairs to crash cushion on Easton Phillipsburg Toll Plaza.
- Portland-Columbia maintenance crews reported for work after normal business hours for numerous snow/ice events during the month of December.
- Portland-Columbia maintenance crews continue regular cleaning of the Portland Columbia Administration building and Toll Plaza.
- Portland-Columbia maintenance crews painted Administration building. Hallway walls, vestibule area and basement.
- Delaware Water Gap maintenance crews reported for work after normal business hours for numerous snow/ice events during the month of December
- Delaware Water Gap maintenance crews continue regular cleaning of the Delaware Water Gap facility.
- Delaware Water Gap Maintenance crews repaired broken heater used for Toll lanes.
- Delaware Water Gap maintenance crews repaired leaking down spout behind Administration Building.
- Milford-Montague maintenance crews reported for work after normal business hours for numerous snow/ice events during the month of December.
- Milford-Montague maintenance crews continue regular cleaning of the Milford-Montague Administration Building and Toll Plaza.
- Milford-Montague maintenance crews patched potholes around property with AquaPhalt patch material.

DELAWARE RIVER JOINT TOLL BRIDGE COMMISSION
Meeting of January 25, 2021

Vehicle & Equipment Status

- Up fitting of (4) Tandem Axle Mack's reissued, Fleet & Purchasing revised specification document.
- Safety recalls sent to all RMS for completion for various vehicles in each region. They will coordinate service.
- Replacement Interceptors (2) order submitted. Vehicle order done.
- Green Climber LV 600 delivered to EP facility.
- Salt Conveyor transport, new vendor being vetted as they prepare quote.
- New insurance cards for all vehicles issued to all PA/ NJ regions
- Tar Pot Purchase Order issued, delivery expected by end of January.
- All seven VMS boards registered and titled as required.

Vehicle & Equipment Repairs

- All regions performed routine monthly maintenance on vehicles and equipment as needed.
- I78-Damaged carbide plow blade ordered to be replaced.
- MM- New 6500 towed to dealer for emissions fault code issue. Tow covered by vendor.
- DWG- repairs are as listed below:
 - #9 Sterling had a PTO issue.
 - Elliptical Mack valve issue resolved.
 - 2016 Mack brought to Kutz for repair.

Other Items

- Registration renewals completed as needed.
- Added new vehicles/ equipment to Fleet insurance as needed.
- Supplied accounting with new asset spread sheets.
- Added assets into Maximo.

Toll Operations

- Director of Tolls held monthly Sergeant's conference call meetings to discuss the following:
 - Safety Protocols PPE
 - Counterfeit Guidelines
 - Staffing
 - Toll Officer and Toll Collector Training Material

DELAWARE RIVER JOINT TOLL BRIDGE COMMISSION
Meeting of January 25, 2021

- Banking / OIC money exchange form
 - Time Off Requests
 - Toll Snow Operations
- Director of Toll held weekly Toll Lieutenants Meetings to discuss Toll related issues and updates.
- Director of Tolls provided weekly PPE usage report to Senior Director of Maintenance and Tolls.
- Director of Toll and Deputy Director of Toll monitored payroll and addressed any ADP or Portal issues.
- Director of Toll and Deputy Director of Toll continue to review monthly variance reports and implemented changes to reduce variances.
- Director of Toll participated in Transcore weekly conference calls to discuss toll system issues and updates.
- Director of Toll prepared weekly report regarding cash deposits and cash transactions at each toll location.
- Director of Toll continues to monitor traffic flow at all locations to adjust toll collector schedules accordingly.

Southern Region**LeVar Talley, Director of Maintenance****Richard Taitt Deputy Director of Maintenance****Larry Dubin, Regional Maintenance Supervisor, Trenton-Morrisville****Charles Slack, Regional Maintenance Supervisor, New Hope-Lambertville****Trenton-Morrisville Toll Bridge**

Task	JAN	FEB	MAR	APR	MAY	JUN	JUL	AUG	SEP	OCT	NOV	DEC	Total Man-hours
Bridge Maintenance	0	0	32	136	128	16	192	792	627	512	360	60	2,855
Bldg./Facilities Maintenance	1,718	2,265	2,172	616	536	632	736	1,368	1,112	1,280	816	926	14,177
Grounds Maintenance	258	246	331	80	160	344	304	664	524	552	272	48	3,783
Road Maintenance	88	292	32	8	16	0	184	160	128	176	0	0	1,084
Snow/Ice Maintenance	250	128	0	0	0	0	0	0	0	0	16	831	1,225
Vehicle Maintenance	358	474	464	64	72	64	48	72	88	184	72	224	2,184
Miscellaneous	176	208	144	8	24	16	40	48	120	128	8	73	993
Total Man-hours	2,848	3,613	3,175	912	936	1,072	1,504	3,104	2,599	2,832	1,544	2162	26,301

New Hope-Lambertville Toll Bridge

Task	JAN	FEB	MAR	APR	MAY	JUN	JUL	AUG	SEP	OCT	NOV	DEC	Total Man-hours
Bridge Maintenance	96	152	304	368	424	440	104	272	280	200	104	104	2,848
Bldg./Facilities Maintenance	1,144	781	930	592	464	424	624	736	516	664	743	650	8,268
Grounds Maintenance	376	376	568	192	320	408	512	624	704	416	368	370	5,234
Road Maintenance	128	160	32	32	16	72	152	320	64	424	56	111	1,567
Snow/Ice Maintenance	379	0	20	0	0	0	0	0	64	104	48	764	1,379
Vehicle Maintenance	358	280	200	24	8	48	96	172	256	248	168	192	2,050
Miscellaneous	120	144	344	0	0	0	0	264	64	120	120	232	1,408
Total Man-hours	2,601	1,893	2,398	1,208	1,232	1,392	1,488	2,388	1,948	2,176	1,607	2423	22,754

Central Region**LeVar Talley, Director of Maintenance****Richard Taitt Deputy Director of Maintenance****Robert Varju, Regional Maintenance Supervisor, I-78****Nat Amato, Regional Maintenance Supervisor, Easton-Phillipsburg****Easton-Phillipsburg Toll Bridge**

Task	JAN	FEB	MAR	APR	MAY	JUN	JUL	AUG	SEP	OCT	NOV	DEC	Total Man-hours
Bridge Maintenance	0	0	616	216	232	440	256	632	808	720	472	296	4,688
Bldg./Facilities Maintenance	852	792	680	224	216	624	448	752	672	712	608	584	7,164
Grounds Maintenance	456	488	232	16	24	320	552	520	440	336	224	128	3,736
Road Maintenance	296	96	56	0	0	16	16	72	32	112	56	176	928
Snow/Ice Maintenance	344	48	24	0	0	0	0	0	0	0	16	416	848
Vehicle Maintenance	344	452	264	32	0	80	152	368	216	344	360	344	2,956
Miscellaneous	232	272	64	64	32	64	56	96	184	96	112	96	1,368
Total Man-hours	2,524	2,148	1,936	552	504	1,544	1,480	2,440	2,352	2,320	1,848	2,040	21,688

I-78 Toll Bridge

Task	JAN	FEB	MAR	APR	MAY	JUN	JUL	AUG	SEP	OCT	NOV	DEC	Total Man-hours
Bridge Maintenance	251	0	0	40	112	48	0	0	40	0	0	0	491
Bldg./Facilities Maintenance	1,413	1,239	942	424	336	403	656	926	842	1,112	961	912	10,166
Grounds Maintenance	384	424	352	336	498	360	416	472	488	696	492	72	4,990
Road Maintenance	336	48	152	144	0	72	16	104	24	80	48	214	1,238
Snow/Ice Maintenance	200	32	80	0	0	0	0	0	0	0	104	397	813
Vehicle Maintenance	390	312	208	160	56	104	104	168	192	384	245	374	2,697
Miscellaneous	72	48	24	0	0	0	0	100	32	24	13	16	329
Total Man-hours	3,046	2,103	1,758	1,104	1,002	987	1,192	1,770	1,618	2,296	1,863	1,985	20,724

Northern Region**LeVar Talley, Director of Maintenance****Richard Taitt Deputy Director of Maintenance****James Gower, Regional Maintenance Supervisor****Matt Meeker, Regional Maintenance Supervisor - Milford-Montague****Portland-Columbia Toll Bridge**

Task	JAN	FEB	MAR	APR	MAY	JUN	JUL	AUG	SEP	OCT	NOV	DEC	Total Man-hours
Bridge Maintenance	0	0	0	0	0	66	0	142	0	132	24	0	364
Bldg./Facilities Maintenance	600	488	547	448	374	396	415	590	622	798	502	624	6,404
Grounds Maintenance	168	154	260	212	218	302	234	350	412	484	220	134	3,148
Road Maintenance	0	82	0	0	40	52	76	108	164	70	116	40	748
Snow/Ice Maintenance	448	272	24	0	0	0	0	0	0	108	118	261	1,231
Vehicle Maintenance	268	116	88	80	52	34	82	138	180	152	80	176	1,446
Miscellaneous	84	8	68	0	0	0	0	0	0	0	26	98	284
Total Man-hours	1,568	1,120	987	740	684	850	807	1,328	1,378	1,744	1,086	1,333	13,625

Delaware Water Gap Toll Bridge

Task	JAN	FEB	MAR	APR	MAY	JUN	JUL	AUG	SEP	OCT	NOV	DEC	Total Man-hours
Bridge Maintenance	0	24	0	16	16	0	8	0	24	0	0	0	88
Bldg./Facilities Maintenance	1,214	1414	1,004	720	712	608	704	984	768	762	587	846	10,323
Grounds Maintenance	296	108	296	184	216	352	288	248	280	224	254	196	2,942
Road Maintenance	32	0	130	116	72	24	80	104	200	312	72	24	1,166
Snow/Ice Maintenance	700	173	32	0	0	0	0	0	0	40	90	913	1,948
Vehicle Maintenance	216	112	164	32	16	40	136	200	168	200	194	360	1,838
Miscellaneous	8	64	280	0	0	0	0	48	96	80	154	48	778
Total Man-hours	2,466	1895	1,906	1,068	1,032	1,024	1,216	1,584	1,536	1,618	1,351	2,387	19,083

Milford-Montague Toll Bridge

Task	JAN	FEB	MAR	APR	MAY	JUN	JUL	AUG	SEP	OCT	NOV	DEC	Total Man-hours
Bridge Maintenance	32	16	24	0	0	0	0	40	0	0	0	0	112
Bldg./Facilities Maintenance	448	344	466	336	288	304	352	512	456	504	364	508	4,882
Grounds Maintenance	8	0	88	32	32	96	100	80	152	88	56	0	732
Road Maintenance	32	16	8	0	24	24	0	8	0	32	0	8	152
Snow/Ice Maintenance	88	100	8	0	0	0	0	0	0	0	0	64	260
Vehicle Maintenance	144	120	136	32	32	24	24	56	64	80	48	112	872
Miscellaneous	40	8	112	0	0	0	0	16	0	0	32	0	208
Total Man-hours	792	604	842	400	376	448	476	712	672	704	500	692	7,218

DELAWARE RIVER JOINT TOLL BRIDGE COMMISSION

Meeting of January 25, 2021

USE OF FACILITIES REQUEST REPORT

MONTH OF NOVEMBER 2020

SUBJECT	DESCRIPTION	PAGE NUMBER
Use of Facilities	Use of Facilities Request-Month of December 2020	1

DELAWARE RIVER JOINT TOLL BRIDGE COMMISSION

Meeting of January 25, 2021

PROPERTY REPORT

Use of Commission Facilities

Facility	Organization	Date/Time	Description of Use

DELAWARE RIVER JOINT TOLL BRIDGE COMMISSION
Meeting of January 25, 2020

OPERATIONS INDEX

FOR

TRAINING AND EMPLOYEE SAFETY

SUBJECT	DESCRIPTION	PAGE NUMBER
Training & Employee Safety	Status Reports Month of December 2020	1 of 6

DELAWARE RIVER JOINT TOLL BRIDGE COMMISSION

TRAINING AND EMPLOYEE SAFETY DEPARTMENT
MONTH OF DECEMBER 2020

The below-listed items represent meetings, communications, tasks, and accomplishments of the Training and Employee Safety Department:

The Training & Employee Safety (TES) Department instructed and/or facilitated (10) virtual and/or In-Person training sessions for (195) commission employees during the month of December. The training topics for the month of December included the following;

- A Leader's Guide to Managing Unconscious Bias
- Breaking Bad Communication Habits (Webinar)
- Winter Weather Safety
- How to: Use the Content Author (LITMOS Module)
- Storm Water Management Review (Annual Mandate)
- Safely Removal of Snow (Shoveling)
- Wind Chill Index Cautions
- Winter Weather Driving Safety Tips

Training -

- Hosted "A Leader's Guide to Managing Unconscious Bias" to Executive Staff
- Hosted (3) Virtual Professional Development Classes (Communication habits)
- Reviewed LITMOS course library to identify applicable content
- Actively worked on PowerPoint to train employees on new LITMOS LMS via Microsoft TEAMS platform
- Updated training records in the new Learning Management System
- Created assign rules for LITMOS functionality
- Conducted Toolbox Talks for Maintenance Personnel in each region
- Incorporated training material into Microsoft Teams to facilitate discussion on subject matter.
- Review of course curriculums to assure that content is up to date and relevant.

Administrative –

- Assisted Community Affairs with the production of 2021 Safety Calendars
- Conducted weekly TEAMS Video Conference briefings with TES personnel
- Assigned Work from Home duties for TES Coordinators and TES Assist. Coordinators
- Monitor/Approve ADP for TES personnel
- Prepared the 4th CSV file of historical training data for import into LITMOS
- Coordinated weekly calls with LITMOS Support Staff
- Updated Excel database with current month training courses for import into the new LITMOS Learning Management System
- Generated weekly report for new employee information to be imported from ADP sync to the new LMS
- Coordinated Workplace Safety Committee Business
- Disseminated the Monthly Communication for Managers Newsletters to Department Heads
- Updated the Daily TES Facility Log (Contact Tracing Protocol)
- Attended the weekly COVID-19 Task Force Meetings
- Prepared/Submitted the Monthly Operations Report for TES
- Initiated Req. for the acquisition of kiosks for training workstations
- Finalized inventory of equipment at TM as requested

State Police/Liaison Collaboration

- Reviewed/Processed NJSP/PSP invoices in SharePoint (MOU/Overtime details)
- Obtained requested accident reports from NJSP/PSP Liaisons
- Coordinated PSP/NJSP personnel for DRJTBC details
- Conducted (4) background checks for HR (New Employees)

Employee Safety –

- Researched and scheduled safety topics for upcoming toolbox talks
- Facilitated the Monthly Work Place Safety Committee Meeting via Microsoft TEAMS
- Conducted a visual check of all AED Kits
- Replenished First Aid Kits as required

TES MONTHLY TRAINING REPORT - DECEMBER 2020

Date	Class Name	Business Unit	Employee ID
Total # of Courses: 8		Total # of Classes: 10	Total # Trained: 195
12/1/2020	NR Toolbox Talks - Shoveling Snow/Winter Weather Driving		# Trained for Day: 41
			# in Class: 16
		OPERATIONS	William Kresge
		OPERATIONS	Jamie Franks
		OPERATIONS	Robert Reinhardt
		OPERATIONS	Ernest Rath
		OPERATIONS	Travis Utter
		OPERATIONS	Matthew Meeker
		OPERATIONS	Michael Curnkey
		OPERATIONS	Mitch Vance
		OPERATIONS	Leon Werkheiser, Jr.
		OPERATIONS	Walter Paul George
		OPERATIONS	Paul Wallace
		OPERATIONS	Taylor Perry
		OPERATIONS	Mason Vance
		OPERATIONS	Kyle Williams
		OPERATIONS	William Luscik
		OPERATIONS	Brian Feller
	A Leader's Guide to Managing Unconscious Bias		# in Class: 25
		ADMINISTRATIVE	Joseph Resta
		ADMINISTRATIVE	Arnold Conoline
		ADMINISTRATIVE	James Petrino
		ADMINISTRATIVE	Roy Little
		OPERATIONS	Sean Hill
		ADMINISTRATIVE	Joseph Donnelly
		OPERATIONS	William Wright
		ADMINISTRATIVE	Joanna Cruz
		ADMINISTRATIVE	Kevin Skeels
		ADMINISTRATIVE	Jodee Inscho
		ADMINISTRATIVE	Tracy Zhao
		OPERATIONS	Matthew Hartigan Sr.
		OPERATIONS	Lendell Jones
		OPERATIONS	John Mills
		ADMINISTRATIVE	David Burd
		ADMINISTRATIVE	Matthew Hartigan Jr.
		ADMINISTRATIVE	Julio Guridy
		OPERATIONS	John Bencivengo
		OPERATIONS	Eric Freeman
		OPERATIONS	Michele Gara
		OPERATIONS	LeVar Talley
		OPERATIONS	Jack Baum
		OPERATIONS	Jesse Cole
		OPERATIONS	Richard Taitt
		OPERATIONS	Aminah El-Burki
12/2/2020	CR Toolbox Talks - Shoveling Snow/Winter Weather Driving		# Trained for Day: 17
			# in Class: 17
		OPERATIONS	Nat Amato
		OPERATIONS	Paul Panto
		OPERATIONS	Anna Parichuk
		OPERATIONS	Lew Hann
		OPERATIONS	Mark Parichuk
		OPERATIONS	Wayne Stamets
		OPERATIONS	Phil Becker
		OPERATIONS	Robert Smith
		OPERATIONS	John Cerra
		OPERATIONS	Robert Varju
		OPERATIONS	John Penrose
		OPERATIONS	Steve Bosga
		OPERATIONS	Steve Smith
		OPERATIONS	Jordan Purdy
		OPERATIONS	Brian Keith
		OPERATIONS	Greg Lohrman
		OPERATIONS	Daniel Steele

12/3/2020	SR Toolbox Talks - Shoveling Snow/Winter Weather Driving		# Trained for Day: 16
			# in Class: 16
		OPERATIONS	John Anderson
		OPERATIONS	Jared Burd
		OPERATIONS	George Farrell
		OPERATIONS	Austin McCleery
		OPERATIONS	Kaitlyn Piro
		OPERATIONS	Greggory Rickert
		OPERATIONS	Robert Williamson
		OPERATIONS	Aaron Schermerhorn
		OPERATIONS	Charles Slack
		OPERATIONS	Lawrence Yannarella
		OPERATIONS	Richard Fleming, Jr.
		OPERATIONS	Boris Pustiak
		OPERATIONS	Richard Hett
		OPERATIONS	Christopher Jackson
		OPERATIONS	Alex Reyes
		OPERATIONS	Donald Day
12/9/2020	How To: Use the Content Author (Litmos Module)		# Trained for Day: 1
			# in Class: 1
		OPERATIONS	Lauren Werner
12/16/2020	How To: Use the Content Author (Litmos Module)		# Trained for Day: 1
			# in Class: 1
		OPERATIONS	Aminah El-Burki
12/15/2020	Breaking Bad Communication Habits		# Trained for Day: 5
			# in Class: 3
		OPERATIONS	Aminah El-Burki
		OPERATIONS	Jack Baum
		OPERATIONS	Stacy Wilson
		OPERATIONS	Linda Tipton
	Breaking Bad Communication Habits		# in Class: 2
		ADMINISTRATIVE	W. Michael Cane
		ADMINISTRATIVE	Charles Straccioli
12/17/2020	Breaking Bad Communication Habits		# Trained for Day: 3
			# in Class: 3
		OPERATIONS	Lauren Werner
		OPERATIONS	Wade Caccese
		ADMINISTRATIVE	Jodee Inscho
12/21//2020	NR/CR/SR Toolbox Talks - Winter Weather Safety/Wind Chill Index		# Trained for Day: 53
			# in Class: 53
		OPERATIONS	William Kresge
		OPERATIONS	Jamie Franks
		OPERATIONS	Ernest Rath
		OPERATIONS	Daniel Vander Berg
		OPERATIONS	Matthew Meeker
		OPERATIONS	Michael Curnkey
		OPERATIONS	Travis Utter
		OPERATIONS	Mitch Vance
		OPERATIONS	James Gower
		OPERATIONS	Leon Werkheiser, Jr.
		OPERATIONS	Paul Wallace
		OPERATIONS	William Luscik
		OPERATIONS	Kyle Williams
		OPERATIONS	Mason Vance
		OPERATIONS	Taylor Perry
		OPERATIONS	Walter Paul George
		OPERATIONS	Brian Feller
		OPERATIONS	William Borger
		OPERATIONS	Nat Amato
		OPERATIONS	Lew Hann
		OPERATIONS	Anna Parichuk
		OPERATIONS	John Marason
		OPERATIONS	Doug Scheer
		OPERATIONS	Robert Smith
		OPERATIONS	Chris Gulin
		OPERATIONS	Phil Becker
		OPERATIONS	Matthew Gary
		OPERATIONS	John Cerra

OPERATIONS	Mark Parichuk
OPERATIONS	John Penrose
OPERATIONS	Steve Bosga
OPERATIONS	Robert Varju
OPERATIONS	Jordan Purdy
OPERATIONS	Brian Keith
OPERATIONS	Greg Lohrman
OPERATIONS	Steve Smith
OPERATIONS	Daniel Steele
OPERATIONS	Anthony Moyer
OPERATIONS	Aaron Schermerhorn
OPERATIONS	Charles Slack
OPERATIONS	Kaitlyn Piro
OPERATIONS	Greggory Rickert
OPERATIONS	Robert Williamson
OPERATIONS	John Anderson
OPERATIONS	Jared Burd
OPERATIONS	Harry Fawkes
OPERATIONS	Donald Day
OPERATIONS	Rayford Johnson II
OPERATIONS	Alex Reyes
OPERATIONS	Michael Carosi
OPERATIONS	Bryan Hyjurick
OPERATIONS	Brian Carr
OPERATIONS	Frederick Fennimore Jr.

12/1/2020-12-
22-2020

Trained: 58

Storm Water Management Review

in Class: 58

OPERATIONS	Mitch Vance
OPERATIONS	Daniel Vander Berg
OPERATIONS	Travis Utter
OPERATIONS	Michael Curnkey
OPERATIONS	Matthew Meeker
OPERATIONS	Robert Reinhardt
OPERATIONS	William Kresge
OPERATIONS	Ernest Rath
OPERATIONS	Jamie Franks
OPERATIONS	Leon Werkheiser, Jr.
OPERATIONS	Paul Wallace
OPERATIONS	William Luscik
OPERATIONS	Mason Vance
OPERATIONS	Brian Feller
OPERATIONS	Kyle Williams
OPERATIONS	Taylor Perry
OPERATIONS	James Gower
OPERATIONS	Steve Borger
OPERATIONS	Robert Varju
OPERATIONS	John Penrose
OPERATIONS	Steve Bosga
OPERATIONS	Jordan Purdy
OPERATIONS	Greg Lohrman
OPERATIONS	Brian Keith
OPERATIONS	Daniel Steele
OPERATIONS	Steve Smith
OPERATIONS	Jared Rivera
OPERATIONS	Nat Amato
OPERATIONS	Mark Parichuk
OPERATIONS	Paul Panto
OPERATIONS	Anna Parichuk
OPERATIONS	Chris Gulin
OPERATIONS	Wayne Stamets
OPERATIONS	Aaron Kinsman
OPERATIONS	John Cerra
OPERATIONS	Robert Smith
OPERATIONS	Lew Hann
OPERATIONS	John Marason
OPERATIONS	Robert Tilwick
OPERATIONS	Doug Scheer

OPERATIONS	Phil Becker
OPERATIONS	Rayford Johnson II
OPERATIONS	Alex Reyes
OPERATIONS	Bryan Hyjurick
OPERATIONS	Donald Day
OPERATIONS	Michael Paleafico
OPERATIONS	Brian Carr
OPERATIONS	Charles Slack
OPERATIONS	Aaron Schermerhorn
OPERATIONS	Christopher Jackson
OPERATIONS	John Anderson
OPERATIONS	Richard Hett
OPERATIONS	Greggory Rickert
OPERATIONS	Joseph Ritts
OPERATIONS	Robert Williamson
OPERATIONS	George Farrell
OPERATIONS	Jared Burd
OPERATIONS	Lawrence Yannarella

DELAWARE RIVER JOINT TOLL BRIDGE COMMISSION

Meeting of January 25, 2021

**OPERATIONS INDEX
FOR
INFORMATION TECHNOLOGY**

SUBJECT	DESCRIPTION	PAGE NUMBER
Information Technology	Status Report Month of December 2020	1-2





DELAWARE RIVER JOINT TOLL BRIDGE COMMISSION

Meeting of January 25, 2021

Information Technology Department Report Month of December 2020


The following activities under the general heading of Information Technology were recently initiated, accomplished, or performed:

Helpdesk/Deployments:


-  Processed 15 work orders for the month of December.
-  Includes all software support, IT daily tasks, printer and desktop support, Intranet, news and job postings, telephone support, and form design/updates.
-  Includes configuration and deployment of desktops, laptops, and cell phones.
-  Includes MUNIS, ADP, Maximo, and other Enterprise Software updates and maintenance, and EZ-Pass support.

Projects:


Solarwinds Cyber Hack Event:

-  IT Department spent significant time analyzing The Commission's network in an effort to determine if any compromise occurred. After a very deep inspection on all systems, The Commission's network is secure and the IT Department is certain there has not been a compromise of The Commission's Information Systems and Network.

Coronavirus Work from Home Initiative:

-  IT Department spends most of its time supporting at home workers with any issues or concerns.

MUNIS Migration:

-  Began to make plans to restart this project after COVID hiatus.

Telephone System:


-  In the process of upgrading each Toll Bridge site.

DELAWARE RIVER JOINT TOLL BRIDGE COMMISSION

Meeting of January 25, 2021

Meetings Attended:

I have begun to serve on the IAG Technical Committee and have attended the following meetings and/or phone conferences:

-  **Every Monday: IAG Tech Committee Call:** General IAG Tech Committee discussion and status. Nothing to report.