

**DELAWARE RIVER**  
**JOINT TOLL BRIDGE COMMISSION**  
**MINUTES**  
**MEETING OF JANUARY 29, 2018**

**DELAWARE RIVER JOINT TOLL BRIDGE COMMISSION**

**MEMBERS OF THE COMMISSION**

**NEW JERSEY**

HONORABLE MICHAEL B. LAVERY  
**Chairman**

HONORABLE GEOFFREY S. STANLEY

HONORABLE GARRETT LEONARD VAN VLIET

HONORABLE LORI CIESLA

HONORABLE YUKI MOORE LAURENTI  
**Treasurer**

**PENNSYLVANIA**

HONORABLE WADUD AHMAD  
**Vice Chairman**

HONORABLE MIRIAM HUERTAS

HONORABLE PAMELA JANVEY  
**Secretary**

HONORABLE DANIEL GRACE

HONORABLE JOHN D. CHRISTY

**DELAWARE RIVER JOINT TOLL BRIDGE COMMISSION**

**STANDING COMMITTEES**

**FINANCE, INSURANCE MANAGEMENT AND OPERATIONS**

**PENNSYLVANIA:** Janvey\*, Huertas  
**NEW JERSEY:** Ciesla, Laurenti

**PROJECTS, PROPERTY AND EQUIPMENT**

**PENNSYLVANIA:** Ahmad, Grace  
**NEW JERSEY:** Stanley, Van Vliet\*

**PROFESSIONAL SERVICES**

**PENNSYLVANIA:** Ahmad\*, Christy  
**NEW JERSEY:** Lavery, Van Vliet

**PERSONNEL**

**PENNSYLVANIA:** Grace, Janvey  
**NEW JERSEY:** Ciesla, Stanley\*

---

**AUDIT COMMITTEE**

**PENNSYLVANIA:** Ahmad, Janvey  
**NEW JERSEY:** Lavery\*, Laurenti

**ADMINISTRATIVE COMMITTEE**

**PENNSYLVANIA:** Grace, Huertas  
**NEW JERSEY:** Laurenti\*, Ciesla

Chairman and Vice Chairman Ex-Officio of all Committees

\*Chairman of Committee

**DELAWARE RIVER JOINT TOLL BRIDGE COMMISSION  
RECAPITULATION OF COMMITTEE MEMBERSHIP**

|                  |   |
|------------------|---|
| <b>Lavery</b>    | (1) Ex-Officio of all Committees<br>(2) Professional Services Committees<br>(3) Audit Committee (Chairperson)                   |
| <b>Ciesla</b>    | (1) Finance, Insurance Management and Operations Committee<br>(2) Personnel Committee<br>(3) Administrative Committee           |
| <b>Ahmad</b>     | (1) Projects, Property and Equipment Committee<br>(2) Professional Services Committee (Chairperson)<br>(3) Audit Committee      |
| <b>Grace</b>     | (1) Projects, Property and Equipment Committee<br>(2) Personnel Committee<br>(3) Administrative Committee                       |
| <b>Janvey</b>    | (1) Finance, Insurance Management and Operations Committee (Chairperson)<br>(2) Personnel Committee<br>(3) Audit Committee      |
| <b>Laurenti</b>  | (1) Finance, Insurance Management and Operations Committee<br>(2) Audit Committee<br>(3) Administrative Committee (Chairperson) |
| <b>Christy</b>   | (1) Professional Services   |
| <b>Stanley</b>   | (1) Projects, Property and Equipment Committee<br>(2) Personnel Committee (Chairperson)   |
| <b>Huertas</b>   | (1) Finance, Insurance Management and Operations Committee<br>(2) Administrative Committee                                      |
| <b>Van Vliet</b> | (1) Projects, Property and Equipment Committee (Chairperson)<br>(2) Professional Services Committee                             |

**DELAWARE RIVER JOINT TOLL BRIDGE COMMISSION**

**PROFESSIONAL ASSOCIATES**

**CONSULTING ENGINEERS**

CHERRY, WEBER & ASSOCIATES  
Freehold, NJ

**LEGAL COUNSEL**

ARCHER  
Philadelphia, Pennsylvania

FLORIO, PERRUCCI, STEINHARDT & FADER  
Phillipsburg, New Jersey

**EMPLOYMENT COUNSEL**

STRADLEY, RONON, STEVENS & YOUNG  
Philadelphia, Pennsylvania

CHIESA SHAHINIAN & GIANTOMASI  
West Orange, New Jersey

**AUDITOR**

ZELENKOWSKIE AXELROD, LLC  
Jamison, Pennsylvania

**FINANCIAL ADVISOR**

NW FINANCIAL GROUP  
Jersey City, New Jersey

**COMMUNICATIONS CONSULTANT**

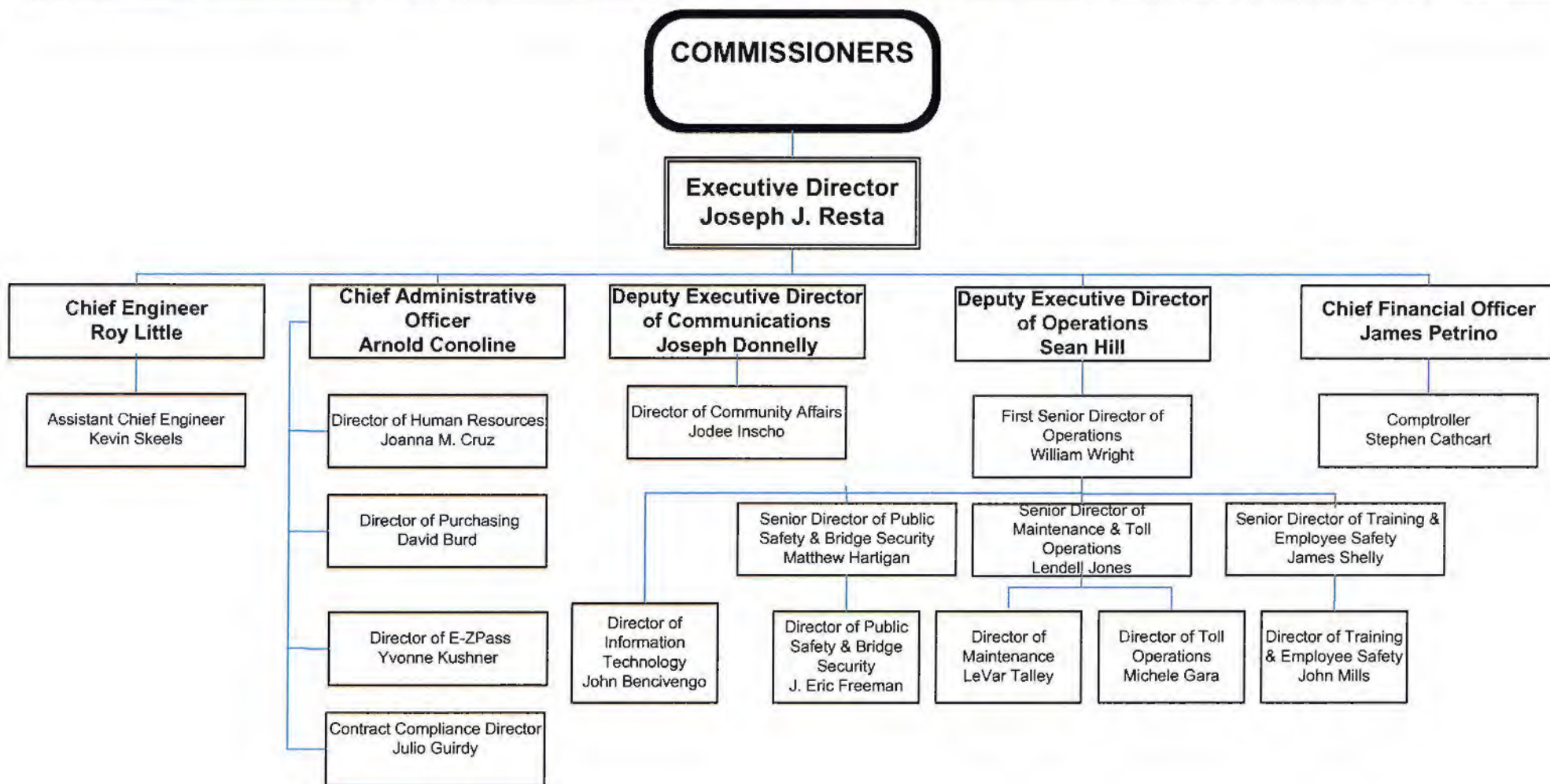
BELLVUE COMMUNICATIONS  
Philadelphia, Pennsylvania

**INVESTMENT ADVISOR**

WILMINGTON TRUST  
Wilmington, Delaware

# DELAWARE RIVER JOINT TOLL BRIDGE COMMISSION

## ORGANIZATION CHART



# DELAWARE RIVER JOINT TOLL BRIDGE COMMISSION

Meeting of January 29, 2018

## INDEX TO MINUTES

|   | PAGE  |
|---|-------|
| 1. Call to Order .....  | 1     |
| 2. Appearances.....   | 1 - 2 |
| 3. Roll Call.....   | 2     |
| 4. Welcome Remarks of Chairman .....  | 2     |
| 5. Introduction of Comments from the Public .....   | 2     |
| 6. Executive Director's Report .....  | 2 - 5 |
| 7. Approval of Minutes for Commission<br>Meeting Held December 18, 2017 .....                 | 5     |
| 8. Approval of Operations Report<br>Month of December 2017 .....                              | 5     |
| 9. Southern Operations & Maintenance Facilities<br>Improvement-Trenton-Morrisville.....       | 6     |
| 10. Approval for Retirement Benefits, Jeffry Schueck,<br>Toll Sergeant, I-78 Toll Bridge..... | 6     |
| 11. Approval for Retirement Benefits, Albertha Waldon,<br>Junior Auditor-Accounting.....      | 7     |
| 12. Promotion of Harry Fawkes to Deputy Regional<br>Maintenance Supervisor .....              | 7     |
| 13. Promotion of Charles Slack to Deputy Regional<br>Maintenance Supervisor .....             | 8     |
| 14. Promotion of Joseph Theadford to Deputy Regional<br>Maintenance Supervisor .....          | 8     |
| 15. Promotion of Fred Gary to Deputy Regional<br>Maintenance Supervisor .....                 | 9     |
| 16. Promotion of William Kresge to Deputy Regional<br>Maintenance Supervisor .....            | 9     |

# DELAWARE RIVER JOINT TOLL BRIDGE COMMISSION

## Meeting of January 29, 2018

|     |   |    |
|-----|---|----|
| 17. | Promotion of Tim Hannon to Deputy Regional<br>Maintenance Supervisor .....    | 10 |
| 18. | Promotion of Matt Meeker to Deputy Regional<br>Maintenance Supervisor .....   | 10 |
| 19. | Promotion of Daniel Pasciullo to Regional<br>Maintenance Supervisor .....     | 11 |
| 20. | Promotion of Mark Dilts to Regional<br>Maintenance Supervisor .....           | 11 |
| 21. | Promotion of Robert Varju to Regional<br>Maintenance Supervisor .....         | 12 |
| 22. | Promotion of Jim Gower to Regional<br>Maintenance Supervisor .....            | 12 |
| 23. | Promotion of Larry Dubin to Fleet<br>Supervisor .....                         | 13 |
| 24. | Promotion of Matthew Skrebel to PCC<br>Coordinator .....                      | 13 |
| 25. | Appointment of Joseph Larrisey to Bridge Monitor<br>II, Southern Region ..... | 14 |
| 26. | Appointment of Karen Jenkins to Toll Collector<br>Southern Region .....       | 14 |
| 27. | Appointment of Steve Reilly to Toll Collector<br>Southern Region .....        | 15 |
| 28. | Appointment of Patricia McCormack to Toll<br>Collector, Northern Region.....  | 15 |
| 29. | Appointment of Leroy Bowman to Toll Collector<br>Norther Region .....         | 16 |
| 30. | Appointment of Anthony Muccie to Operations<br>Support Technician.....        | 16 |



# DELAWARE RIVER JOINT TOLL BRIDGE COMMISSION

## Meeting of January 29, 2018

|     |  |         |
|-----|--|---------|
| 31. | Appointment of Gerard Casale to Toll Collector<br>Southern Region .....                            | 17      |
| 32. | Approval of Payment of Invoices<br>Stradley Ronon, PA Labor Counsel.....                           | 17      |
| 33. | Approval of Payment of Invoices<br>Archer Law, PA Labor Counsel.....                               | 18      |
| 34. | Approval for Payment of Invoice<br>Chiesa, Shahinian & Giantomasi, NJ<br>Labor Counsel.....        | 18      |
| 35. | Approval of Payment of Invoice, Florio<br>Perrucci Steinhardt and Fader, NJ<br>Legal Counsel ..... | 19      |
| 36. | Invite any Comments from the Public .....  | 19      |
| 37. | Scheduling of the February 26, 2018 Meeting .....  | 19      |
| 38. | Adjournment .....  | 19 - 20 |

# **DELAWARE RIVER JOINT TOLL BRIDGE COMMISSION**

**Meeting of January 29, 2018**

## **CALL TO ORDER**

The Regular Monthly Meeting of the Delaware River Joint Toll Bridge Commission was called to Order at the New Hope Executive Offices, 2492 River Road, New Hope, PA. 18938-9519, on Monday, January 29, 2018 at 10:30 a.m. pursuant to notice properly forwarded to each member in compliance with the by-laws. Michael Lavery, Chairman, presided at this meeting.

Chairman Lavery addressed the meeting and noted for the record, there was no Executive Session held, prior to the Public Meeting.

## **APPEARANCES**

### **COMMISSION MEMBERS:**

Hon. Wadud Ahmad (Pennsylvania)  
Hon. Lori Ciesla (New Jersey) (Via Conference Call)  
Hon. John Christy (Pennsylvania)  
Hon. Daniel Grace (Pennsylvania)  
Hon. Miriam Huertas (Pennsylvania)  
Hon. Pamela Janvey (Pennsylvania)  
Hon. Yuki Moore Laurenti (New Jersey)  
Hon. Michael Lavery (New Jersey)  
Hon. Geoffrey S. Stanley (New Jersey)  
Hon. Garrett Van Vliet (New Jersey)

### **COMMISSION COUNSEL:**

Katy Fina, Florio, Perrucci, Steinhardt & Fader, New Jersey  
Shelley Smith, Archer Law, Pennsylvania  
Jonathan Bloom, Stradley, Ronon, Stevens & Young Pennsylvania  
John Casey, Chiesa Shahinian & Giantomasi, New Jersey

### **GOVERNORS REPRESENTATIVES:**

Chelsea Guzowski, PA Governor's Office

### **COMMISSION STAFF MEMBERS:**

Joseph J. Resta, Executive Director  
Sean Hill, Deputy Executive Director of Operations  
Roy Little, Chief Engineer  
James Petrino, Chief Financial Officer  
Joseph Donnelly, Deputy Executive Director of Communications  
Arnold Conoline, Chief Administrative Officer  
Stephen Cathcart, Comptroller

# **DELAWARE RIVER JOINT TOLL BRIDGE COMMISSION**

**Meeting of January 29, 2018**

Joanna Cruz, Human Resources Director  
Julio Guridy, Director of Contract Compliance  
Jodee Inscho, Director of Community Affairs

## **OTHERS:**

Gerard Casale, Public  
Ryan Bevitz, Representative Warrens Office

## **ROLL CALL**

Joseph Resta, Executive Director, in his capacity as Secretary for this Meeting called the roll, and at the conclusion thereof, reported that there was a quorum present-there being five members present from the Commonwealth of Pennsylvania and five members present from the State of New Jersey.

## **WELCOMING REMARKS OF CHAIRMAN**

Chairman Lavery welcomed those persons whose identities are set forth hereinabove under "Appearances".

## **INTRODUCE ANY COMMENTS FROM THE PUBLIC**

Chairman Lavery addressed the meeting and invited any comments from the public on items pertaining to today's Agenda. No questions were presented.

## **EXECUTIVE DIRECTORS REPORT**

Joseph Resta, Executive Director, addressed the meeting and said;

*"Thank you, Mr. Chairman, as today's Commission Meeting marks the first of 2018, I wanted to take a moment to highlight some of the accomplishments of the past year, as 2017 was quite a year.*

*"The final actual numbers for Traffic and Revenue have been posted for 2017, and what follows are points from the summary data. The total Traffic numbers for 2017 are 41,139,637 vehicles and \$129,368,242 dollars in Revenue, which was a .75% increase in Traffic and a 2.24% increase in Revenue. Of the vehicles, approximately 86% are autos, and 14% are commercial vehicles. Approximately 70% of our Traffic utilizes E-ZPass, and 30% utilizes cash lanes. From a Revenue perspective, 81.5% of revenue is from electronic toll collection, and 18.5% is cash collection. We also utilize an Annual Traffic Engineering Report to provide predictive analysis for the # of vehicles (or Traffic) and Revenue, for the coming year, this analysis is a major building block for the compilation of our Operating Budget. In addition, we have a Level III Traffic & Revenue Study that provided*

## DELAWARE RIVER JOINT TOLL BRIDGE COMMISSION

### Meeting of January 29, 2018

*the investment-grade analysis that was used for our recent bond issuance. For 2017, our Traffic Engineer predicted that we would have a 1.01% increase in Traffic and a 1.02% increase in Revenue. The Level III study predicted 1.01 increase in Traffic and a 1.03 increase in Revenue. So compared to the actual results of 2017, we are approximately a quarter of a percentage point below prediction for Traffic, yet 1.2 percentage points higher than prediction in Revenue.*

*“Beginning in January of 2017 we awarded a construction contract for the Scudder Falls Replacement Project, the largest single public works project ever undertaken by the Commission. For a project of this scope and magnitude, it was essential that the Commission mitigate risk in as many ways as possible to give us the best chance for a successful project. As such, two risk mitigation measures, an Owner’s Controlled Insurance Program, and a Project Labor Agreement were deployed, both firsts for the Commission, and both providing many benefits for the progression of the work.*

*“The project is large enough to warrant three fairly large Construction Inspection Contracts, one on the Pennsylvania roadway, one on the Main River Bridge, and one on the New Jersey portion of this 4.4 mile project.*

*“In addition to the construction and inspection contracts for Scudder Falls, we established a pool of financial and legal professionals in preparation for the sale of bonds, to support the financing of the project over the long term. The market was favorable, the sale was successful, and the project commenced with requisite funding in place.*

*“In addition to the bonding required for the Scudders Falls Project, we also remarketed our Direct Purchase 2007B bonds. So 2017 required that the Commission hit the financial markets multiple times, capitalizing on the sound and improving credit that required years of planning to build.*

*“As you may recall, the Scudder Falls project will require a significant maintenance effort when complete, requiring facilities appropriately sized to take care of such a large facility. To that end, we began design of the Commission’s new Administration Building, to be located adjacent to the new bridge in Lower Makefield Township. Construction Management Services were also procured in 2017. Once complete, the new Administration Building will permit movement of administrative staff from our aged Trenton-Morrisville facility in our southern region, enabling that site to be partially demolished and rebuilt as a premier maintenance site. We are currently in the procurement process for the Administration Building Project, and today’s agenda includes authorization to negotiate for the design of the Southern Regional Maintenance Facility.*

## DELAWARE RIVER JOINT TOLL BRIDGE COMMISSION

### Meeting of January 29, 2018

*"Other capital projects that commenced in 2017 were the I-78 Bridge and Approach Slab Rehabilitation project, to build on the expanded I-78 Maintenance Garage Facility that was complete in 2017.*

*"We also began the Lower Trenton Toll Supported Bridge Sign Lighting Elements Replacement project, outfitting the iconic "Trenton Makes The Word Takes" letters, recognized world-wide. That project has entered its final testing phase.*

*"Building & Facilities Energy Conservation Measures project is underway, outfitting our facilities with the latest lighting and building controls technologies.*

*"We've replaced the structurally-damaged Milford-Montague Salt Storage Building, increasing our storage capacity at that facility.*

*The Commission has re-procured nearly every Professional Services Contract in 2017, leaving us well prepared as we move into 2018.*

*From an employee standpoint, 2017 provided some significant accomplishments. We provided a contribution to our Other Post- Employment Benefits Trust, or OPEB, and amended the Post-Retirement Health Benefits and eligibility requirement. We have re-cast all of the Operations Departments of the Commission to be reorganized under functional task centers, rather than mere geography.*

*We established a new salary table for all employees, providing better paths for career opportunities, and budgeted for a comprehensive Training Initiative.*

*And lastly for 2017, we've passed our two-year Capital Budget, and our 2018 Operating Budget, on time.*

*The Commission will progress in many ways in 2018, deploying the Operations Reorganization, training employees, continuing progress on Scudder Falls, commencing construction on the Administration Building, and designing the Southern Regional Maintenance Facility. None of the accomplishments of 2017 would have been possible without planning, an excellent staff of employees, and a great group of Commissioners, we should indeed be proud of 2017.*

*Mr. Chairman, this concludes my report.*

Commissioner Laurenti addressed the meeting and said:

*"I just have a comment. I would like to commend the entire staff for a very busy and active year, but especially I'd like to commend all of the staff, especially Roy and Kevin, his engineering staff for the many years it's taken for the Scudder*

## **DELAWARE RIVER JOINT TOLL BRIDGE COMMISSION**

**Meeting of January 29, 2018**

*Falls Bridge to reach fruition. I'm delighted to see it and I know it will go along smoothly and just had to put the jab in. I knew that the staff would do it and we didn't need financing from anybody else."*

### **APPROVAL OF MINUTES FOR COMMISSION MEETING HELD DECEMBER 18, 2017**

**R: 3435-01-18- ADM-01-01-18**

Chairman Lavery addressed the meeting and requested the adoption of a Resolution approving the Minutes of the Commission Meeting held December 18, 2017.

At the conclusion of the review, Commissioner Janvey moved and Commissioner Van Vliet seconded the adoption of the following Resolution:

**"RESOLVED**, by the Delaware River Joint Toll Bridge Commission at its Regular Meeting assembled this 29th day of January 2018 that the Minutes of the Regular Commission Meeting held on December 18, 2017 be and the same hereby are approved."

Chairman Lavery invited any questions on the Resolution. No questions were presented and the Resolution was unanimously adopted.

### **APPROVAL OF OPERATIONS REPORT FOR THE MONTH OF DECEMBER 2017**

**R: 3436-01-18- ADM-02-01-18**

Chairman Lavery addressed the meeting and asked if there were any questions on any of the reports contained in the "Operations Report".

At the conclusion of the review, Commissioner Laurenti moved and Commissioner Janvey seconded the adoption of the following Resolution:

**"RESOLVED**, by the Delaware River Joint Toll Bridge Commission at its Regular Meeting assembled this 29th day of January 2018 that the Operations Report, which reflects Commission activity for the month of December 2017 are hereby approved."

Chairman Lavery then invited any questions on the Resolution. No questions were presented and the Resolution was unanimously adopted.

# **DELAWARE RIVER JOINT TOLL BRIDGE COMMISSION**

**Meeting of January 29, 2018**

## **SOUTHERN OPERATIONS & MAINTENANCE FACILITIES IMPROVEMENT- TRENTON- MORRISVILLE**

**R: 3437-01-18- ENG-01-01-18**

Chairman Lavery addressed the meeting and asked the Commission Members if, after their review, there were any questions.

At the conclusion of the review, Vice Chairman Ahmad moved and Commissioner Grace seconded the adoption of the following Resolution:

**"RESOLVED**, by the Delaware River Joint Toll Bridge Commission at its Regular Meeting assembled this 29<sup>th</sup> day of January 2018, that the Commission authorize the Executive Director to negotiate scope and fee with the Consultant(s) whose proposal has been deemed qualified through the RFP procurement process and determined to be fair, reasonable and in the best interest of the Commission; and

**"RESOLVED**, identify the General Reserve Fund as the source of funds required for payment of any invoices; and

**"RESOLVED**, the Executive Director is hereby authorized to approve and execute all necessary contracts on behalf of the DRJTBC."

Chairman Lavery then invited any further questions or comments on the Resolution. No questions were presented and the Resolution was unanimously adopted,

## **APPROVAL FOR RETIREMENT BENEFITS, JEFFREY SCHUECK, TOLL SERGEANT, I-78 TOLL BRIDGE**

**R: 3438-01-18- PER-01-01-18**

Chairman Lavery addressed the meeting and asked the Commission Members if, after their review, there were any questions.

At the conclusion of the review, Commissioner Stanley moved and Commissioner Grace seconded the adoption of the following Resolution:

**RESOLVED**, by the Delaware River Joint Toll Bridge Commission, at its Regular Meeting assembled this 29<sup>th</sup> day of January, 2018, that subject to applicable practices and procedures, the Commission approved the provision of retirement benefits to Jeffrey Schueck who is to retire on February 24, 2018."

Chairman Lavery then invited any further questions on the Resolution. No questions were presented and the Resolution was unanimously adopted.

# **DELAWARE RIVER JOINT TOLL BRIDGE COMMISSION**

**Meeting of January 29, 2018**

## **APPROVAL FOR RETIREMENT BENEFITS, ALBERTHA WALDRON, JUNIOR AUDITOR-ACCOUNTING**

**R: 3439-01-18- PER-02-01-18**

Chairman Lavery addressed the meeting and asked the Commission Members if, after their review, there were any questions.

At the conclusion of the review, Commissioner Stanley moved and Commissioner Grace seconded the adoption of the following Resolution:

**RESOLVED**, by the Delaware River Joint Toll Bridge Commission, at its Regular Meeting assembled this 29<sup>th</sup> day of January, 2018, that subject to applicable practices and procedures, the Commission approved the provision of retirement benefits to Albertha Waldron who is to retire on April 13, 2018."

Chairman Lavery then invited any further questions on the Resolution. No questions were presented and the Resolution was unanimously adopted.

## **PROMOTION OF HARRY FAWKES TO DEPUTY REGIONAL MAINTENANCE SUPERVISOR**

**R: 3440-01-18- PER-03-01-18**

Chairman Lavery addressed the Meeting and asked the Commission Members if, after their review, there were any questions.

At the conclusion of the review, Commissioner Stanley moved and Grace seconded the adoption of the following Resolution:

**"RESOLVED**, by the Delaware River Joint Toll Bridge Commission at its Regular Meeting assembled this 29<sup>th</sup> day of January, 2018, that Harry Fawkes be promoted to the position of Deputy Regional Maintenance Supervisor in the Maintenance and Toll Operations Division, pursuant to the Operations Reorganization approved by the Board of Commissioners at the October 2017 Commission meeting. Compensation shall be set at \$65,860 per annum. The promotion to be made pending satisfactory completion of the required personnel processing."

Chairman Lavery then invited any questions on the Resolution. No questions were presented and the Resolution was unanimously adopted.



# **DELAWARE RIVER JOINT TOLL BRIDGE COMMISSION**

**Meeting of January 29, 2018**

## **PROMOTION OF CHARLES SLACK TO DEPUTY REGIONAL MAINTENANCE SUPERVISOR**

**R: 3441-01-18- PER-04-01-18**

Chairman Lavery addressed the Meeting and asked the Commission Members if, after their review, there were any questions.

At the conclusion of the review, Commissioner Stanley moved and Commissioner Grace seconded the adoption of the following Resolution:

**"RESOLVED**, by the Delaware River Joint Toll Bridge Commission at its Regular Meeting assembled this 29<sup>th</sup> day of January, 2018, that Charles Slack be promoted to the position of Deputy Regional Maintenance Supervisor in the Maintenance and Toll Operations Division, pursuant to the Operations Reorganization approved by the Board of Commissioners at the October 2017 Commission meeting. Compensation shall be set at \$69,053 per annum. The promotion to be made pending satisfactory completion of the required personnel processing."

Chairman Lavery then invited any questions on the Resolution. No questions were presented and the Resolution was unanimously adopted.

## **PROMOTION OF JOSEPH THEADFORD TO DEPUTY REGIONAL MAINTENANCE SUPERVISOR**

**R: 3442-01-18- PER-05-01-18**

Chairman Lavery addressed the Meeting and asked the Commission Members if, after their review, there were any questions.

At the conclusion of the review, Commissioner Stanley moved and Commissioner Grace seconded the adoption of the following Resolution:

**"RESOLVED**, by the Delaware River Joint Toll Bridge Commission at its Regular Meeting assembled this 29<sup>th</sup> day of January, 2018, that Joseph Theadford be promoted to the position of Deputy Regional Maintenance Supervisor, pursuant to the Operations Reorganization approved by the Board of Commissioners at the October 2017 Commission meeting. Compensation shall be set at \$69,053 per annum. The promotion to be made pending satisfactory completion of the required personnel processing."

Chairman Lavery then invited any questions on the Resolution. No questions were presented and the Resolution was unanimously adopted.

# **DELAWARE RIVER JOINT TOLL BRIDGE COMMISSION**

**Meeting of January 29, 2018**

## **PROMOTION OF FRED GARY TO DEPUTY REGIONAL MAINTENANCE SUPERVISOR**

**R: 3443-01-18- PER-06-01-18**

Chairman Lavery addressed the Meeting and asked the Commission Members if, after their review, there were any questions.

At the conclusion of the review, Commissioner Stanley moved and Commissioner Grace seconded the adoption of the following Resolution:

**"RESOLVED**, by the Delaware River Joint Toll Bridge Commission at its Regular Meeting assembled this 29<sup>th</sup> day of January, 2018, that Fred Gary be promoted to the position of Deputy Regional Maintenance Supervisor in the Maintenance and Toll Operations, pursuant to the Operations Reorganization approved by the Board of Commissioners at the October 2017 Commission meeting. Compensation shall be set at \$69,053 per annum. The promotion to be made pending satisfactory completion of the required personnel processing."

Chairman Lavery then invited any questions on the Resolution. No questions were presented and the Resolution was unanimously adopted.

## **PROMOTION OF WILLIAM KRESGE TO DEPUTY REGIONAL MAINTENANCE SUPERVISOR**

**R: 3444-01-18- PER-07-01-18**

Chairman Lavery addressed the Meeting and asked the Commission Members if, after their review, there were any questions.

At the conclusion of the review, Commissioner Stanley moved and Commissioner Grace seconded the adoption of the following Resolution:

**"RESOLVED**, by the Delaware River Joint Toll Bridge Commission at its Regular Meeting assembled this 29<sup>th</sup> day of January, 2018, that William Kresge be promoted to the position of Deputy Regional Maintenance Supervisor in the Maintenance and Toll Operations, pursuant to the Operations Reorganization approved by the Board of Commissioners at the October 2017 Commission meeting. Compensation shall be set at \$65,860 per annum. The promotion to be made pending satisfactory completion of the required personnel processing."

Chairman Lavery then invited any questions on the Resolution. No questions were presented and the Resolution was unanimously adopted.

# **DELAWARE RIVER JOINT TOLL BRIDGE COMMISSION**

**Meeting of January 29, 2018**

## **PROMOTION OF TIM HANNON TO DEPUTY REGIONAL MAINTENANCE SUPERVISOR**

**R: 3445-01-18- PER-08-01-18**

Chairman Lavery addressed the Meeting and asked the Commission Members if, after their review, there were any questions.

At the conclusion of the review, Commissioner Stanley moved and Commissioner Grace seconded the adoption of the following Resolution:

**"RESOLVED**, by the Delaware River Joint Toll Bridge Commission at its Regular Meeting assembled this 29<sup>th</sup> day of January, 2018, that Tim Hannon be promoted to the position of Deputy Regional Maintenance Supervisor in the Maintenance and Toll Operations Division, pursuant to the Operations Reorganization approved by the Board of Commissioners at the October 2017 Commission meeting. Compensation shall be set at \$69,053 per annum. The promotion to be made pending satisfactory completion of the required personnel processing."

Chairman Lavery then invited any questions on the Resolution. No questions were presented and the Resolution was unanimously adopted.

## **PROMOTION OF MATT MEEKER TO DEPUTY REGIONAL MAINTENANCE SUPERVISOR**

**R: 3446-01-18- PER-09-01-18**

Chairman Lavery addressed the Meeting and asked the Commission Members if, after their review, there were any questions.

At the conclusion of the review, Commissioner Stanley moved and Commissioner Grace seconded the adoption of the following Resolution:

**"RESOLVED**, by the Delaware River Joint Toll Bridge Commission at its Regular Meeting assembled this 29<sup>th</sup> day of January, 2018, that Matt Meeker be promoted to the position of Deputy Regional Maintenance Supervisor in the Maintenance and Toll Operations Division, pursuant to the Operations Reorganization approved by the Board of Commissioners at the October 2017 Commission meeting. Compensation shall be set at \$65,860 per annum. The promotion to be made pending satisfactory completion of the required personnel processing."

Chairman Lavery then invited any questions on the Resolution. No questions were presented and the Resolution was unanimously adopted.

# **DELAWARE RIVER JOINT TOLL BRIDGE COMMISSION**

**Meeting of January 29, 2018**

## **PROMOTION OF DANIEL PASCIULLO TO REGIONAL MAINTENANCE SUPERVISOR**

**R: 3447-01-18- PER-10-01-18**

Chairman Lavery addressed the Meeting and asked the Commission Members if, after their review, there were any questions.

At the conclusion of the review, Commissioner Stanley moved and Commissioner Grace seconded the adoption of the following Resolution:

**"RESOLVED**, by the Delaware River Joint Toll Bridge Commission at its Regular Meeting assembled this 29<sup>th</sup> day of January, 2018, that Daniel Pasciullo be promoted to the position of Regional Maintenance Supervisor in the Maintenance and Toll Operations Division, pursuant to the Operations Reorganization approved by the Board of Commissioners at the October 2017 Commission meeting. Compensation shall be set at \$78,620 per annum. The promotion to be made pending satisfactory completion of the required personnel processing."

Chairman Lavery then invited any questions on the Resolution. No questions were presented and the Resolution was unanimously adopted.

## **PROMOTION OF MARK DILTS TO REGIONAL MAINTENANCE SUPERVISOR**

**R: 3448-01-18- PER-11-01-18**

Chairman Lavery addressed the Meeting and asked the Commission Members if, after their review, there were any questions.

At the conclusion of the review, Commissioner Stanley moved and Commissioner Grace seconded the adoption of the following Resolution:

**"RESOLVED**, by the Delaware River Joint Toll Bridge Commission at its Regular Meeting assembled this 29<sup>th</sup> day of January, 2018, that Mark Dilts be promoted to the position of Regional Maintenance Supervisor in the Maintenance and Toll Operations Division, pursuant to the Operations Reorganization approved by the Board of Commissioners at the October 2017 Commission meeting. Compensation shall be set at \$78,620 per annum. The promotion to be made pending satisfactory completion of the required personnel processing."

Chairman Lavery then invited any questions on the Resolution. No questions were presented and the Resolution was unanimously adopted.

## **DELAWARE RIVER JOINT TOLL BRIDGE COMMISSION**

**Meeting of January 29, 2018**

### **PROMOTION OF ROBERT VARJU TO REGIONAL MAINTENANCE SUPERVISOR**

**R: 3449-01-18- PER-12-01-18**

Chairman Lavery addressed the Meeting and asked the Commission Members if, after their review, there were any questions.

At the conclusion of the review, Commissioner Stanley moved and Commissioner Grace seconded the adoption of the following Resolution:

**"RESOLVED**, by the Delaware River Joint Toll Bridge Commission at its Regular Meeting assembled this 29<sup>th</sup> day of January, 2018, that Robert Varju be promoted to the position of Regional Maintenance Supervisor in the Maintenance and Toll Operations Division, pursuant to the Operations Reorganization approved by the Board of Commissioners at the October 2017 Commission meeting. Compensation shall be set at \$78,620 per annum. The promotion to be made pending satisfactory completion of the required personnel processing."

Chairman Lavery then invited any questions on the Resolution. No questions were presented and the Resolution was unanimously adopted.

### **PROMOTION OF JIM GOWER TO REGIONAL MAINTENANCE SUPERVISOR**

**R: 3450-01-18- PER-14-01-18**

Chairman Lavery addressed the Meeting and asked the Commission Members if, after their review, there were any questions.

At the conclusion of the review, Commissioner Stanley moved and Commissioner Grace seconded the adoption of the following Resolution:

**"RESOLVED**, by the Delaware River Joint Toll Bridge Commission at its Regular Meeting assembled this 29<sup>th</sup> day of January, 2018, that Jim Gower be promoted to the position of Regional Maintenance Supervisor in the Maintenance and Toll Operations Division, pursuant to the Operations Reorganization approved by the Board of Commissioners at the October 2017 Commission meeting. Compensation shall be set at \$74,971 per annum. The promotion to be made pending satisfactory completion of the required personnel processing."

Chairman Lavery then invited any questions on the Resolution. No questions were presented and the Resolution was unanimously adopted.

## **DELAWARE RIVER JOINT TOLL BRIDGE COMMISSION**

**Meeting of January 29, 2018**

### **PROMOTION OF LARRY DUBIN TO FLEET SUPERVISOR**

**R: 3451-01-18- PER-15-01-18**

Chairman Lavery addressed the Meeting and asked the Commission Members if, after their review, there were any questions.

At the conclusion of the review, Commissioner Stanley moved and Commissioner Grace seconded the adoption of the following Resolution:

**"RESOLVED**, by the Delaware River Joint Toll Bridge Commission at its Regular Meeting assembled this 29<sup>th</sup> day of January, 2018, that Larry Dubin be promoted to the position of Fleet Supervisor in the Maintenance and Toll Operations Division, pursuant to the Operations Reorganization approved by the Board of Commissioners at the October 2017 Commission meeting. Compensation shall be set at \$78,620 per annum. The promotion to be made pending satisfactory completion of the required personnel processing."

Chairman Lavery then invited any questions on the Resolution. No questions were presented and the Resolution was unanimously adopted.

### **PROMOTION OF MATTHEW SKREBEL TO PCC COORDINATOR**

**R: 3452-01-18- PER-16-01-18**

Chairman Lavery addressed the Meeting and asked the Commission Members if, after their review, there were any questions.

At the conclusion of the review, Commissioner Stanley moved and Commissioner Grace seconded the adoption of the following Resolution:

**"RESOLVED**, by the Delaware River Joint Toll Bridge Commission at its Regular Meeting assembled this 29<sup>th</sup> day of January, 2018, that Matthew Skrebel be promoted to the position of PCC Coordinator in the Public Safety and Bridge Security Division, pursuant to the Operations Reorganization approved by the Board of Commissioners at the October 2017 Commission meeting. Compensation shall be set at \$64,630 per annum. The promotion to be made pending satisfactory completion of the required personnel processing."

Chairman Lavery then invited any questions on the Resolution. No questions were presented and the Resolution was unanimously adopted.

## **DELAWARE RIVER JOINT TOLL BRIDGE COMMISSION**

**Meeting of January 29, 2018**

### **APPOINTMENT OF JOSEPH LARRISEY TO BRIDGE MONITOR II, SOUTHERN REGION**

**R: 3453-01-18- PER-17-01-18**

Chairman Lavery addressed the Meeting and asked the Commission Members if, after their review, there were any questions.

At the conclusion of the review, Commissioner Janvey moved and Commissioner Stanley seconded the adoption of the following Resolution:

**"RESOLVED**, by the Delaware River Joint Toll Bridge Commission at its Regular Meeting assembled this 29<sup>th</sup> day of January, 2018, that Joseph Larrisey be appointed to the position of Bridge Monitor II, Southern Region, in the Public Safety and Bridge Security Department, pursuant to the Operations Reorganization approved by the Board of Commissioners at the October 2017 Commission meeting. Compensation shall be set at \$39,348 per annum. The appointment to be made pending satisfactory completion of the required personnel processing."

Chairman Lavery then invited any questions on the Resolution. No questions were presented and the Resolution was unanimously adopted.

### **APPOINTMENT OF KAREN JENKINS TO TOLL COLLECTOR, SOUTHERN REGION**

**R: 3454-01-18- PER-20-01-18**

Chairman Lavery addressed the Meeting and asked the Commission Members if, after their review, there were any questions.

At the conclusion of the review, Commissioner Grace moved and Commissioner Van Vliet seconded the adoption of the following Resolution:

**"RESOLVED**, by the Delaware River Joint Toll Bridge Commission at its Regular Meeting assembled this 29<sup>th</sup> day of January, 2018, that Karen Jenkins be appointed to the position of Toll Collector, Southern Region, in the Maintenance and Toll Operations Division, pursuant to the Operations Reorganization approved by the Board of Commissioners at the October 2017 Commission meeting. Compensation shall be set at \$41,310 per annum. The promotion to be made pending satisfactory completion of the required personnel processing."

Chairman Lavery then invited any questions on the Resolution. No questions were presented and the Resolution was unanimously adopted.

# **DELAWARE RIVER JOINT TOLL BRIDGE COMMISSION**

**Meeting of January 29, 2018**

## **APPOINTMENT OF STEVEN REILLY TO TOLL COLLECTOR, SOUTHERN REGION**

**R: 3455-01-18- PER-21-01-18**

Chairman Lavery addressed the Meeting and asked the Commission Members if, after their review, there were any questions.

At the conclusion of the review, Commissioner Stanley moved and Commissioner Grace seconded the adoption of the following Resolution:

**"RESOLVED**, by the Delaware River Joint Toll Bridge Commission at its Regular Meeting assembled this 29<sup>th</sup> day of January, 2018, that Steven Reilly be appointed to the position of Toll Collector, Southern Division, in the Maintenance and Toll Operations Division, pursuant to the Operations Reorganization approved by the Board of Commissioners at the October 2017 Commission meeting. Compensation shall be set at \$41,310 per annum. The promotion to be made pending satisfactory completion of the required personnel processing."

Chairman Lavery then invited any questions on the Resolution. No questions were presented and the Resolution was unanimously adopted.

## **APPOINTMENT OF PATRICIA MCCORMACK TO TOLL COLLECTOR, NORTHERN REGION**

**R: 3456-01-18- PER-22-01-18**

Chairman Lavery addressed the Meeting and asked the Commission Members if, after their review, there were any questions.

At the conclusion of the review, Commissioner Van Vliet moved and Vice Chairman Ahmad seconded the adoption of the following Resolution:

**"RESOLVED**, by the Delaware River Joint Toll Bridge Commission at its Regular Meeting assembled this 29<sup>th</sup> day of January, 2018, that Patricia McCormack be appointed to the position of Toll Collector, Northern Region, in the Maintenance and Toll Operations Division, pursuant to the Operations Reorganization approved by the Board of Commissioners at the October 2017 Commission meeting. Compensation shall be set at \$41,310 per annum. The appointment to be made pending satisfactory completion of the required personnel processing."

Chairman Lavery then invited any questions on the Resolution. No questions were presented and the Resolution was unanimously adopted.



# **DELAWARE RIVER JOINT TOLL BRIDGE COMMISSION**

**Meeting of January 29, 2018**

## **APPOINTMENT OF LEROY BOWMAN TO TOLL COLLECTOR, NORTHERN REGION**

**R: 3457-01-18- PER-23-01-18**

Chairman Lavery addressed the Meeting and asked the Commission Members if, after their review, there were any questions.

At the conclusion of the review, Commissioner Christy moved and Vice Chairman Ahmad seconded the adoption of the following Resolution:

**"RESOLVED**, by the Delaware River Joint Toll Bridge Commission at its Regular Meeting assembled this 29<sup>th</sup> day of January, 2018, that Leroy Bowman be appointed to the position of Toll Collector, Northern Region, in the Maintenance and Toll Operations Division, pursuant to the Operations Reorganization approved by the Board of Commissioners at the October 2017 Commission meeting. Compensation shall be set at \$41,310 per annum. The appointment to be made pending satisfactory completion of the required personnel processing."

Chairman Lavery then invited any questions on the Resolution. No questions were presented and the Resolution was unanimously adopted.

## **APPOINTMENT OF ANTHONY MUCCIE TO OPERATIONS SUPPORT TECHNICIAN**

**R: 3458-01-18- PER-24-01-18**

Chairman Lavery addressed the Meeting and asked the Commission Members if, after their review, there were any questions.

At the conclusion of the review, Commissioner Janvey moved and Commissioner Laurenti seconded the adoption of the following Resolution:

**"RESOLVED**, by the Delaware River Joint Toll Bridge Commission at its Regular Meeting assembled this 29<sup>th</sup> day of January, 2018, that Anthony Muccie be transferred to the position of Operations Support Technician, pursuant to the Operations Reorganization approved by the Board of Commissioners at the October 2017 Commission meeting. Compensation shall be set at \$50,216 per annum. The promotion to be made pending satisfactory completion of the required personnel processing."

Chairman Lavery then invited any questions on the Resolution. No questions were presented and the Resolution was unanimously adopted.

## **DELAWARE RIVER JOINT TOLL BRIDGE COMMISSION**

**Meeting of January 29, 2018**

### **APPOINTMENT OF GERARD CASALE TO TOLL COLLECTOR, SOUTHERN REGION**

**R: 3459-01-18- PER-25-01-18**

Chairman Lavery addressed the Meeting and asked the Commission Members if, after their review, there were any questions.

At the conclusion of the review, Commissioner Laurenti moved and Commissioner Stanley seconded the adoption of the following Resolution:

**"RESOLVED**, by the Delaware River Joint Toll Bridge Commission at its Regular Meeting assembled this 29<sup>th</sup> day of January, 2018, that Gerard Casale be appointed to the position of Toll Collector, Southern Division, in the Maintenance and Toll Operations Division, pursuant to the Operations Reorganization approved by the Board of Commissioners at the October 2017 Commission meeting. Compensation shall be set at \$41,310 per annum. The promotion to be made pending satisfactory completion of the required personnel processing."

Chairman Lavery then invited any questions on the Resolution. No questions were presented and the Resolution was unanimously adopted.

### **APPROVAL FOR PAYMENT OF INVOICES STRADLEY RONON, PA LABOR COUNSEL**

**R: 3460-01-18- ACCT -01-01-18**

Chairman Lavery addressed the Meeting and asked the Commission Members if, after their review, there were any questions.

At the conclusion of the review, Commissioner Van Vliet moved and Vice Chairman Ahmad seconded the adoption of the following Resolution:

**"RESOLVED**, by the Delaware River Joint Toll Bridge Commission at its Regular Meeting assembled this 18<sup>th</sup> day of December, 2017, via this Resolution, authorizes payment of invoices 17121490, #17121492 and #17121491 in the total amount of \$3,662.96 Professional Services Rendered to Stradley Ronon, PA Labor Counsel.; and

**"RESOLVED:** identifying the Operating Fund as the source of funds required for any and all disbursements."

Chairman Lavery then invited any questions on the Resolution. No questions were presented and the Resolution was unanimously adopted.

# **DELAWARE RIVER JOINT TOLL BRIDGE COMMISSION**

**Meeting of January 29, 2018**

## **APPROVAL FOR PAYMENT OF INVOICES ARCHER LAW, PA LEGAL COUNSEL**

**R: 3461-01-18- ACCT -02-01-18**

Chairman Lavery addressed the Meeting and asked the Commission Members if, after their review, there were any questions.

At the conclusion of the review, Commissioner Van Vliet moved and Vice Chairman Ahmad seconded the adoption of the following Resolution:

**“RESOLVED**, by the Delaware River Joint Toll Bridge Commission at its Regular Meeting assembled this 29th day of January 2018 via this Resolution authorizes payment of invoices #4106142, #4106141, #4106140 and #4106143 in the total amount due of \$29,459.60 for Professional Services Rendered; and

**“RESOLVED**, identifying the Operating Fund as the source of funds required for any and all disbursements.”

Chairman Lavery then invited any questions on the Resolution. No questions were presented and the Resolution was unanimously adopted.

## **APPROVAL FOR PAYMENT OF INVOICES CHIESA SHAHINIAN & GIANTOMASI, NJ LABOR COUNSEL**

**R: 3462-01-18- ACCT -03-01-18**

Chairman Lavery addressed the Meeting and asked the Commission Members if, after their review, there were any questions.

At the conclusion of the review, Commissioner Van Vliet moved and Vice Chairman Ahmad seconded the adoption of the following Resolution:

**“RESOLVED**, by the Delaware River Joint Toll Bridge Commission at its Regular Meeting assembled this 29<sup>th</sup> day of January, 2018, via this Resolution authorizes payment of invoices #363856 and # 363858 in the total amount due of \$30,957.35 for professional services rendered to Chiesa, Shahinian & Giantomasi, New Jersey Labor Counsel.; and

**“RESOLVED:** identifying the Operating Fund as the source of funds required for any and all disbursements.”

Chairman Lavery then invited any questions on the Resolution. No questions were presented and the Resolution was unanimously adopted.

## **DELAWARE RIVER JOINT TOLL BRIDGE COMMISSION**

**Meeting of January 29, 2018**

### **APPROVAL FOR PAYMENT OF INVOICES**

**FLORIO, PERRUCCI, STEINHARDT AND FADER, NJ LEGAL COUNSEL**

**R: 3463-01-18- ACCT -04-01-18**

Chairman Lavery addressed the Meeting and asked the Commission Members if, after their review, there were any questions.

At the conclusion of the review, Commissioner Van Vliet moved and Vice Chairman Ahmad seconded the adoption of the following Resolution:

**“RESOLVED**, by the Delaware River Joint Toll Bridge Commission at its Regular Meeting assembled this 29th day of January, 2018, via this Resolution authorizes payment of invoices #142028, #142031 and #142303 in the total amount due of \$3,100.00 for Capital and Non-Capital Professional Services to Florio, Perrucci, Steinhardt and Fader, NJ Legal Counsel; and

**“RESOLVED**, identifying the Operating Fund as the source of funds required for any and all disbursements.”

Chairman Lavery then invited any questions on the Resolution. No questions were presented and the Resolution was unanimously adopted.

### **INVITE ANY COMMENTS FROM THE PUBLIC**

Chairman Lavery invited any Comments from the public. No comments were presented

### **SCHEDULING OF THE FEBRUARY 26, 2018 MEETING**

Chairman Lavery addressed the Meeting and stated that the Commission's next meeting will be held Monday, February 26, 2018.

The Meeting will be called to Order at 10:30 a.m. in the Boardroom at the New Hope Executive Offices, New Hope Pennsylvania 18938-9519.

Chairman Lavery assured the Commission Members that an “Official Notice of Meeting” would be forwarded to each and every Member of the Commission.

### **ADJOURNMENT**

Chairman Lavery invited a motion for Adjournment.

Commissioner Stanley then moved that the Meeting be adjourned and Commissioner Huertas seconded the motion. The voice vote was unanimously affirmative and the Meeting was adjourned at 10:55 am, Monday, January 29, 2018.

**DELAWARE RIVER JOINT TOLL BRIDGE COMMISSION**

**Meeting of January 29, 2018**

**Prepared and submitted by:**



WENDY READING

Assistant Secretary Treasurer to the Commission

**Approved by:**



JOSEPH J. RESTA

Executive Director

# **DELAWARE RIVER JOINT TOLL BRIDGE COMMISSION**

**Meeting of January 29, 2018**

## **FINANCE**

The following Pages reflect the reports on those items assigned to the Finance Department. Each item is reported separately and page numbered accordingly.

**DELAWARE RIVER JOINT TOLL BRIDGE COMMISSION**

**Meeting of January 29, 2018**

| <b>SUBJECT</b>    | <b>DESCRIPTION</b>   | <b>PAGE<br/>NUMBER</b> |
|-------------------|--|------------------------|
| <b>Accounting</b> | <b>Status of Cash Balances at<br/>December 31, 2017</b>  | <b>1</b>               |
| <b>Accounting</b> | <b>Status of Bond Retirement at<br/>December 31, 2017</b>  | <b>2</b>               |
| <b>Accounting</b> | <b>Status of Investments at<br/>December 31, 2017</b>  | <b>3-7</b>             |
| <b>Accounting</b> | <b>Status of Toll Traffic and Revenue &amp;<br/>Toll Supported Traffic Month of December<br/>2017 Compared with Month of December<br/>2016</b>                       | <b>8-21</b>            |
| <b>Accounting</b> | <b>Statistical Summary of Expenditures on Toll<br/>Bridges and Toll Supported Bridges<br/>Accounts for the Period December 1, 2017<br/>through December 31, 2017</b> | <b>22-34</b>           |
| <b>Accounting</b> | <b>Statement of Revenue and Expenses: Twelve<br/>Months Period ending December 31, 2017</b>  | <b>35</b>              |
|                   |  |                        |
|                   |  |                        |

**DELAWARE RIVER JOINT TOLL BRIDGE COMMISSION**

**Meeting of January 29, 2018**

**There follows Cash Balances of the Commission at December 31, 2017 for the  
information and review of the Members:**

**COMMISSION CASH DEPOSITS**

Wells Fargo Bank, N. A.

|                            |                      |
|----------------------------|----------------------|
| Revenue Fund               | 9,885,424            |
| Payroll Fund               | 50,566               |
| Insurance Clearing Account | 750,000              |
| <b>TOTAL</b>               | <b>\$ 10,685,990</b> |

**CASH DEPOSIT GUARANTEES**

|                         |                  |                     |
|-------------------------|------------------|---------------------|
| <b>Wells Fargo Bank</b> | <b>PA ACT 72</b> | <b>FULL BALANCE</b> |
|-------------------------|------------------|---------------------|



**DELAWARE RIVER JOINT TOLL BRIDGE COMMISSION**

Meeting of January 29, 2018

**STATUS OF BRIDGE REVENUE BONDS AT DECEMBER 31, 2017**

N

| SERIES 2005A |       |                  |                    | SERIES 2007B |                  |                    | SERIES 2012A |                  |                    | SERIES 2012B |                  |                    | SERIES 2015 |                  |                    | SERIES 2017 |                  |                    | Total         |                       |
|--------------|-------|------------------|--------------------|--------------|------------------|--------------------|--------------|------------------|--------------------|--------------|------------------|--------------------|-------------|------------------|--------------------|-------------|------------------|--------------------|---------------|-----------------------|
| Maturity     | Yield | Principal Amount | Maturities & Calls | Yield        | Principal Amount | Maturities & Calls | Yield        | Principal Amount | Maturities & Calls | Yield        | Principal Amount | Maturities & Calls | Yield       | Principal Amount | Maturities & Calls | Yield       | Principal Amount | Maturities & Calls | Average Yield | Remaining Outstanding |
| 7/1/2005     | 2.35% | \$ 330,000       | \$ 330,000         |              | N/A              |                    |              |                  |                    |              |                  |                    |             |                  |                    |             |                  |                    |               | -                     |
| 7/1/2006     | 2.50% | 895,000          | 895,000            |              | N/A              |                    |              |                  |                    |              |                  |                    |             |                  |                    |             |                  |                    |               | -                     |
| 7/1/2007     | 2.76% | 930,000          | 930,000            |              | N/A              |                    |              |                  |                    |              |                  |                    |             |                  |                    |             |                  |                    |               | -                     |
| 7/1/2008     | 2.90% | 965,000          | 965,000            | 4.23%        | \$ 3,350,000     | \$ 3,350,000       |              |                  |                    |              |                  |                    |             |                  |                    |             |                  |                    |               | -                     |
| 7/1/2009     | 3.06% | 1,005,000        | 1,005,000          | 4.23%        | 3,350,000        | 3,350,000          |              |                  |                    |              |                  |                    |             |                  |                    |             |                  |                    |               | -                     |
| 7/1/2010     | 3.23% | 1,045,000        | 1,045,000          | 4.23%        | 3,650,000        | 3,650,000          |              |                  |                    |              |                  |                    |             |                  |                    |             |                  |                    |               | -                     |
| 7/1/2011     | 3.39% | 1,095,000        | 1,095,000          | 4.23%        | 3,850,000        | 3,850,000          |              |                  |                    |              |                  |                    |             |                  |                    |             |                  |                    |               | -                     |
| 7/1/2012     | 3.53% | 1,150,000        | 1,150,000          | 4.23%        | 3,950,000        | 3,950,000          |              |                  |                    |              |                  |                    |             |                  |                    |             |                  |                    |               | -                     |
| 7/1/2013     | 3.66% | 1,210,000        | 1,210,000          | 4.23%        | 4,200,000        | 4,200,000          | 0.35%        | 4,435,000        | 4,435,000          | 0.60%        | 3,430,000        | 3,430,000          |             |                  |                    |             |                  |                    |               | -                     |
| 7/1/2014     | 3.76% | 5,000,000        | 5,000,000          | 4.23%        | 4,350,000        | 4,350,000          |              |                  |                    | 1.01%        | 3,360,000        | 3,360,000          |             |                  |                    |             |                  |                    |               | -                     |
| 7/1/2015     | 3.85% | 5,220,000        | 5,220,000          | 4.23%        | 4,450,000        | 4,450,000          |              |                  |                    | 1.30%        | 3,385,000        | 3,385,000          |             |                  |                    |             |                  |                    |               | -                     |
| 7/1/2016     | 3.96% | 5,540,000        | 5,540,000          | 4.23%        | 4,800,000        | 4,800,000          | 0.85%        | 1,030,000        | 1,030,000          | 1.61%        | 3,440,000        | 3,440,000          |             |                  |                    |             |                  |                    |               | -                     |
| 7/1/2017     | 4.02% | 5,835,000        | 5,835,000          | 4.23%        | 4,950,000        | 4,950,000          | 1.09%        | 1,065,000        | 1,065,000          | 1.84%        | 3,490,000        | 3,490,000          |             |                  |                    |             |                  |                    |               | -                     |
| 7/1/2018     | 4.04% | 6,155,000        | 1,565,000          | 4.23%        | 5,250,000        |                    | 1.33%        | 1,100,000        |                    | 2.18%        | 3,560,000        |                    |             |                  |                    |             |                  |                    | 3.45%         | 14,500,000            |
| 7/1/2019     | 4.09% | 6,480,000        | 1,645,000          | 4.23%        | 5,450,000        |                    | 1.61%        | 1,145,000        |                    |              | N/A              |                    | 1.47%       | 2,410,000        |                    |             |                  |                    | 3.48%         | 13,840,000            |
| 7/1/2020     | 4.13% | 6,840,000        | 1,735,000          | 4.23%        | 5,650,000        |                    | 1.90%        | 1,195,000        |                    |              | N/A              |                    | 1.62%       | 2,540,000        |                    | 1.00%       | 945,000          |                    | 3.39%         | 15,435,000            |
| 7/1/2021     | 4.14% | 1,825,000        | 1,825,000          | 4.23%        | 5,950,000        |                    | 2.14%        | 6,825,000        |                    |              | N/A              |                    | 1.86%       | 2,540,000        |                    | 1.00%       | 875,000          |                    | 2.80%         | 16,190,000            |
| 7/1/2022     | 4.19% | 1,920,000        | 1,920,000          | 4.23%        | 6,250,000        |                    | 2.33%        | 4,000,000        |                    |              | N/A              |                    | 2.10%       | 2,695,000        |                    | 1.81%       | 1,740,000        |                    | 3.03%         | 14,685,000            |
| 7/1/2022     |       |                  |                    |              |                  |                    | 2.33%        | 3,165,000        |                    |              | N/A              |                    |             |                  |                    |             |                  |                    | 2.33%         | 3,165,000             |
| 7/1/2023     | 4.23% | 2,020,000        | 2,020,000          | 4.23%        | 6,550,000        |                    | 2.50%        | 7,445,000        |                    |              | N/A              |                    | 2.34%       | 2,795,000        |                    | 2.03%       | 1,865,000        |                    | 3.04%         | 18,655,000            |
| 7/1/2024     | 4.35% | 2,125,000        | 2,125,000          | 4.23%        | 6,800,000        |                    | 2.60%        | 7,815,000        |                    |              | N/A              |                    | 2.43%       | 2,935,000        |                    | 2.31%       | 1,970,000        |                    | 3.11%         | 19,520,000            |
| 7/1/2025     | 4.35% | 2,235,000        | 2,235,000          | 4.23%        | 7,150,000        |                    | 2.67%        | 8,205,000        |                    |              | N/A              |                    | 2.55%       | 3,015,000        |                    | 2.52%       | 1,070,000        |                    | 3.22%         | 19,440,000            |
| 7/1/2026     | 4.67% | 2,345,000        | 2,345,000          | 4.23%        | 7,450,000        |                    | 2.73%        | 5,000,000        |                    |              | N/A              |                    | 2.73%       | 3,180,000        |                    |             |                  |                    | 3.44%         | 15,630,000            |
| 7/1/2026     |       |                  |                    |              |                  |                    | 3.01%        | 3,620,000        |                    |              | N/A              |                    |             |                  |                    |             |                  |                    | 3.01%         | 3,620,000             |
| 7/1/2027     | 4.67% | 2,450,000        | 2,450,000          | 4.23%        | 7,800,000        |                    | 3.06%        | 7,015,000        | 1,210,000          |              | N/A              |                    | 3.10%       | 4,540,000        |                    | 2.80%       | 20,000           |                    | 3.57%         | 18,165,000            |
| 7/1/2027     |       |                  |                    |              |                  |                    | 3.12%        | 2,000,000        |                    |              | N/A              |                    |             |                  |                    |             |                  |                    | 3.12%         | 2,000,000             |
| 7/1/2028     | 4.67% | 2,560,000        | 2,560,000          | 4.23%        | 8,200,000        |                    | 3.17%        | 9,355,000        |                    |              | N/A              |                    | 3.28%       | 3,380,000        |                    | 2.95%       | 35,000           |                    | 3.60%         | 20,970,000            |
| 7/1/2029     | 4.67% | 2,675,000        | 2,675,000          | 4.23%        | 8,550,000        |                    | 3.21%        | 1,345,000        |                    |              | N/A              |                    | 3.04%       | 3,480,000        |                    | 3.08%       | 8,380,000        |                    | 3.53%         | 21,755,000            |
| 7/1/2030     | 4.67% | 2,795,000        | 2,795,000          | 4.23%        | 8,900,000        |                    | 3.27%        | 1,385,000        |                    |              | N/A              |                    | 3.10%       | 3,670,000        |                    | 3.19%       | 8,845,000        |                    | 3.59%         | 22,800,000            |
| 7/1/2031     | N/A   | N/A              |                    | 4.23%        | 9,350,000        |                    |              | N/A              |                    |              | N/A              |                    | 3.14%       | 3,785,000        |                    | 3.27%       | 10,765,000       |                    | 3.62%         | 23,900,000            |
| 7/1/2032     | N/A   | N/A              |                    | 4.23%        | 9,800,000        |                    |              | N/A              |                    |              | N/A              |                    | 3.55%       | 545,000          |                    | 3.35%       | 14,735,000       |                    | 3.70%         | 25,080,000            |
| 7/1/2033     | N/A   | N/A              |                    |              |                  |                    |              | N/A              |                    |              | N/A              |                    | 3.56%       | 10,595,000       |                    | 3.41%       | 15,715,000       |                    | 3.47%         | 26,310,000            |
| 7/1/2034     | N/A   | N/A              |                    |              |                  |                    |              | N/A              |                    |              | N/A              |                    | 3.60%       | 11,020,000       |                    | 3.47%       | 16,500,000       |                    | 3.52%         | 27,520,000            |
| 7/1/2035     | N/A   | N/A              |                    |              |                  |                    |              | N/A              |                    |              | N/A              |                    | 3.64%       | 11,460,000       |                    | 3.52%       | 17,325,000       |                    | 3.57%         | 28,785,000            |
| 7/1/2036     | N/A   | N/A              |                    |              |                  |                    |              | N/A              |                    |              | N/A              |                    | 3.73%       | 11,920,000       |                    | 3.56%       | 18,190,000       |                    | 3.63%         | 30,110,000            |
| 7/1/2037     | N/A   | N/A              |                    |              |                  |                    |              | N/A              |                    |              | N/A              |                    |             |                  |                    | 3.59%       | 22,015,000       |                    | 3.59%         | 22,015,000            |
| 7/1/2038     | N/A   | N/A              |                    |              |                  |                    |              | N/A              |                    |              | N/A              |                    |             |                  |                    | 3.64%       | 23,115,000       |                    | 3.64%         | 23,115,000            |
| 7/1/2039     | N/A   | N/A              |                    |              |                  |                    |              | N/A              |                    |              | N/A              |                    |             |                  |                    | 3.64%       | 24,270,000       |                    | 3.64%         | 24,270,000            |
| 7/1/2040     | N/A   | N/A              |                    |              |                  |                    |              | N/A              |                    |              | N/A              |                    |             |                  |                    | 3.64%       | 25,485,000       |                    | 3.64%         | 25,485,000            |
| 7/1/2041     | N/A   | N/A              |                    |              |                  |                    |              | N/A              |                    |              | N/A              |                    |             |                  |                    | 3.64%       | 26,760,000       |                    | 3.64%         | 26,760,000            |
| 7/1/2042     | N/A   | N/A              |                    |              |                  |                    |              | N/A              |                    |              | N/A              |                    |             |                  |                    | 3.64%       | 28,100,000       |                    | 3.64%         | 28,100,000            |
| 7/1/2043     | N/A   | N/A              |                    |              |                  |                    |              | N/A              |                    |              | N/A              |                    |             |                  |                    | 3.69%       | 15,930,000       |                    | 3.69%         | 15,930,000            |
| 7/1/2043     | N/A   | N/A              |                    |              |                  |                    |              | N/A              |                    |              | N/A              |                    |             |                  |                    | 4.04%       | 13,575,000       |                    | 4.04%         | 13,575,000            |
| 7/1/2044     | N/A   | N/A              |                    |              |                  |                    |              | N/A              |                    |              | N/A              |                    |             |                  |                    | 3.69%       | 16,590,000       |                    | 3.69%         | 16,590,000            |
| 7/1/2044     | N/A   | N/A              |                    |              |                  |                    |              | N/A              |                    |              | N/A              |                    |             |                  |                    | 4.04%       | 14,255,000       |                    | 4.04%         | 14,255,000            |
| 7/1/2045     | N/A   | N/A              |                    |              |                  |                    |              | N/A              |                    |              | N/A              |                    |             |                  |                    | 3.69%       | 17,275,000       |                    | 3.69%         | 17,275,000            |
| 7/1/2045     | N/A   | N/A              |                    |              |                  |                    |              | N/A              |                    |              | N/A              |                    |             |                  |                    | 4.04%       | 14,965,000       |                    | 4.04%         | 14,965,000            |
| 7/1/2046     | N/A   | N/A              |                    |              |                  |                    |              | N/A              |                    |              | N/A              |                    |             |                  |                    | 3.69%       | 17,990,000       |                    | 3.69%         | 17,990,000            |
| 7/1/2046     | N/A   | N/A              |                    |              |                  |                    |              | N/A              |                    |              | N/A              |                    |             |                  |                    | 4.04%       | 15,715,000       |                    | 4.04%         | 15,715,000            |
| 7/1/2047     | N/A   | N/A              |                    |              |                  |                    |              | N/A              |                    |              | N/A              |                    |             |                  |                    | 3.69%       | 18,745,000       |                    | 3.69%         | 18,745,000            |
| 7/1/2047     | N/A   | N/A              |                    |              |                  |                    |              | N/A              |                    |              | N/A              |                    |             |                  |                    | 4.04%       | 16,490,000       |                    | 4.04%         | 16,490,000            |
|              |       | \$ 72,645,000    | \$ 58,115,000      |              | \$ 150,000,000   | \$ 40,900,000      |              | \$ 77,145,000    | \$ 7,740,000       |              | \$ 20,665,000    | \$ 17,105,000      |             | \$ 86,505,000    | \$ -               |             | \$ 430,250,000   | \$ -               |               | \$ 713,350,000        |

**Footnotes:**

2012 Series Bonds Refunded remaining balance of 2003A Series and \$30,795,000 of the 2005A Series Bonds.  
2015 Series Bonds Refunded \$86,505,000 of the 2007A Series Bonds.



Delaware River  
Joint Toll Bridge  
Commission

DRJTBC

Delaware River Joint TBC  
Purchases Report  
Sorted by Fund - Maturity Date  
December 1, 2017 - December 31, 2017

| CUSIP                         | Investment # | Fund   | Sec.<br>Type | Issuer                 | Original<br>Par Value | Purchase<br>Date | Payment Periods     | Principal<br>Purchased | Accrued Interest<br>at Purchase | Rate at<br>Purchase | Maturity<br>Date | YTM   | Ending<br>Book Value |
|-------------------------------|--------------|--------|--------------|------------------------|-----------------------|------------------|---------------------|------------------------|---------------------------------|---------------------|------------------|-------|----------------------|
| <b>General Reserve Fund</b>   |              |        |              |                        |                       |                  |                     |                        |                                 |                     |                  |       |                      |
| 88602UFF2                     | 10530        | 01GRF  | ACP          | THUNDE                 | 5,000,000.00          | 12/15/2017       | 06/15 - At Maturity | 4,958,269.45           |                                 | 1.730               | 06/15/2018       | 1.745 | 4,960,354.17         |
|                               |              |        |              | Subtotal               | 5,000,000.00          |                  |                     | 4,958,269.45           | 0.00                            |                     |                  |       | 4,960,354.17         |
| <b>Construction Fund 2017</b> |              |        |              |                        |                       |                  |                     |                        |                                 |                     |                  |       |                      |
| 88602UFF2                     | 10531        | 06CF17 | ACP          | THUNDE                 | 3,500,000.00          | 12/15/2017       | 06/15 - At Maturity | 3,469,388.62           |                                 | 1.730               | 06/15/2018       | 1.745 | 3,472,247.92         |
|                               |              |        |              | Subtotal               | 3,500,000.00          |                  |                     | 3,469,388.62           | 0.00                            |                     |                  |       | 3,472,247.92         |
|                               |              |        |              | <b>Total Purchases</b> | <b>8,500,000.00</b>   |                  |                     | <b>8,425,658.07</b>    | <b>0.00</b>                     |                     |                  |       | <b>8,432,602.09</b>  |

63



Delaware River  
Joint Toll Bridge  
Commission

DRJTBC

Delaware River Joint TBC  
Investment Classification  
Sorted by Fund - Maturity Date  
December 31, 2017

| CUSIP                       | Investment # | Fund  | Issuer                     | Investment Class | Par Value     | YTM   | Maturity Date | Market Price | Market Date | Market Value  | Book Value    | Reported Value |
|-----------------------------|--------------|-------|----------------------------|------------------|---------------|-------|---------------|--------------|-------------|---------------|---------------|----------------|
| <b>Debt Service Fund</b>    |              |       |                            |                  |               |       |               |              |             |               |               |                |
| 38145C752                   | 10113        | 01DSF | Goldman Sachs Ila Fed Port | Amort            | 4,746,069.38  | 0.282 |               | 100.000      | 12/31/2017  | 4,746,069.38  | 4,746,069.38  | 4,746,069.38   |
|                             |              |       |                            | Subtotal         | 4,746,069.38  | 0.282 |               |              |             | 4,746,069.38  | 4,746,069.38  | 4,746,069.38   |
| <b>General Reserve Fund</b> |              |       |                            |                  |               |       |               |              |             |               |               |                |
| 38145C752                   | 10115        | 01GRF | Goldman Sachs Ila Fed Port | Amort            | 0.00          | 0.822 |               | 100.000      | 12/31/2017  | 0.00          | 0.00          | 0.00           |
| PAINVEST                    | 10050        | 01GRF | PA Invest                  | Amort            | 5,142,895.23  | 1.213 |               | 100.000      | 12/31/2017  | 5,142,895.23  | 5,142,895.23  | 5,142,895.23   |
| PAINVEST                    | 10462        | 01GRF | PA Invest                  | Amort            | 21,495,845.07 | 1.213 |               | 100.000      | 12/31/2017  | 21,495,845.07 | 21,495,845.07 | 21,495,845.07  |
| 8923A1AC5                   | 10484        | 01GRF | TOYOTA Motor Credit CP     | Fair             | 6,000,000.00  | 1.354 | 01/12/2018    | 99.123       | 12/31/2017  | 5,947,420.02  | 5,997,589.00  | 5,947,420.02   |
| 3130A8RY1                   | 10391        | 01GRF | Federal Home Loan Bank     | Fair             | 6,000,000.00  | 0.738 | 01/19/2018    | 99.984       | 12/31/2017  | 5,999,040.00  | 6,000,028.69  | 5,999,040.00   |
| 912828P20                   | 10465        | 01GRF | U.S. Treasury              | Fair             | 9,000,000.00  | 1.022 | 01/31/2018    | 99.963       | 12/31/2017  | 8,996,670.00  | 8,998,002.75  | 8,996,670.00   |
| 1247P3B19                   | 10495        | 01GRF | Cafco LLC                  | Fair             | 3,500,000.00  | 1.409 | 02/01/2018    | 99.346       | 12/31/2017  | 3,477,133.35  | 3,495,780.56  | 3,477,133.35   |
| 19121BB73                   | 10420        | 01GRF | Coca Cola                  | Fair             | 6,000,000.00  | 1.237 | 02/07/2018    | 98.803       | 12/31/2017  | 5,928,206.70  | 5,992,538.33  | 5,928,206.70   |
| 912828UR9                   | 10464        | 01GRF | U.S. Treasury              | Fair             | 9,500,000.00  | 1.033 | 02/28/2018    | 99.908       | 12/31/2017  | 9,491,260.00  | 9,495,747.65  | 9,491,260.00   |
| 89119BCF1                   | 10486        | 01GRF | Toronto Dominion           | Fair             | 1,500,000.00  | 1.442 | 03/15/2018    | 99.036       | 12/31/2017  | 1,485,540.21  | 1,495,726.46  | 1,485,540.21   |
| 912828Q45                   | 10416        | 01GRF | U.S. Treasury              | Fair             | 6,000,000.00  | 0.963 | 03/31/2018    | 99.878       | 12/31/2017  | 5,992,680.00  | 5,998,721.86  | 5,992,680.00   |
| 3137EAEA3                   | 10401        | 01GRF | Federal National Mtg Assn  | Fair             | 10,000,000.00 | 0.870 | 04/09/2018    | 99.816       | 12/31/2017  | 9,981,600.00  | 9,996,727.68  | 9,981,600.00   |
| 912828Q94                   | 10494        | 01GRF | U.S. Treasury              | Fair             | 7,000,000.00  | 1.190 | 04/30/2018    | 99.785       | 12/31/2017  | 6,984,950.00  | 6,989,997.71  | 6,984,950.00   |
| 68328HEJ9                   | 10501        | 01GRF | Ontario Teachers Finan     | Fair             | 6,000,000.00  | 1.477 | 05/18/2018    | 98.976       | 12/31/2017  | 5,938,616.64  | 5,966,891.65  | 5,938,616.64   |
| 3135G0WJ8                   | 10400        | 01GRF | Federal National Mtg Assn  | Fair             | 10,000,000.00 | 0.877 | 05/21/2018    | 99.742       | 12/31/2017  | 9,974,200.00  | 9,999,864.52  | 9,974,200.00   |
| 912828VE7                   | 10500        | 01GRF | U.S. Treasury              | Fair             | 7,500,000.00  | 1.205 | 05/31/2018    | 99.801       | 12/31/2017  | 7,485,075.00  | 7,493,689.01  | 7,485,075.00   |
| 88602UFF2                   | 10530        | 01GRF | Thunder Bay Funding LLC CP | Fair             | 5,000,000.00  | 1.745 | 06/15/2018    | 99.125       | 12/31/2017  | 4,956,269.45  | 4,960,354.17  | 4,956,269.45   |
| 912828XF2                   | 10523        | 01GRF | U.S. Treasury              | Fair             | 9,000,000.00  | 1.388 | 06/15/2018    | 99.848       | 12/31/2017  | 8,986,320.00  | 8,989,328.73  | 8,986,320.00   |
| 912828R93                   | 10417        | 01GRF | U.S. Treasury              | Fair             | 6,000,000.00  | 1.051 | 06/30/2018    | 99.590       | 12/31/2017  | 5,975,400.00  | 5,987,487.47  | 5,975,400.00   |
| 912828XK1                   | 10528        | 01GRF | U.S. Treasury              | Fair             | 5,000,000.00  | 1.492 | 07/15/2018    | 99.647       | 12/31/2017  | 4,982,350.00  | 4,983,557.62  | 4,982,350.00   |
| 912828S68                   | 10418        | 01GRF | U.S. Treasury              | Fair             | 6,000,000.00  | 1.089 | 07/31/2018    | 99.514       | 12/31/2017  | 5,970,840.00  | 5,988,336.53  | 5,970,840.00   |
| 9128282C3                   | 10419        | 01GRF | U.S. Treasury              | Fair             | 6,000,000.00  | 1.118 | 08/31/2018    | 99.395       | 12/31/2017  | 5,963,700.00  | 5,985,542.27  | 5,963,700.00   |
| 3130A9AC5                   | 10403        | 01GRF | Federal Home Loan Bank     | Fair             | 10,000,000.00 | 1.100 | 09/21/2018    | 99.555       | 12/31/2017  | 9,955,500.00  | 10,000,000.00 | 9,955,500.00   |
| 3134GASE5                   | 10405        | 01GRF | Federal Home Loan Mtg Corp | Fair             | 7,000,000.00  | 1.050 | 10/26/2018    | 99.351       | 12/31/2017  | 6,954,570.00  | 7,000,000.00  | 6,954,570.00   |
| 3134GAXX7                   | 10406        | 01GRF | Federal Home Loan Mtg Corp | Fair             | 2,500,000.00  | 1.187 | 11/30/2018    | 99.289       | 12/31/2017  | 2,482,225.00  | 2,498,286.46  | 2,482,225.00   |
| 3134GAYQ1                   | 10415        | 01GRF | Federal Home Loan Mtg Corp | Fair             | 9,100,000.00  | 1.118 | 12/05/2018    | 99.324       | 12/31/2017  | 9,038,484.00  | 9,096,833.96  | 9,038,484.00   |
| 912828U99                   | 10493        | 01GRF | U.S. Treasury              | Fair             | 7,000,000.00  | 1.304 | 12/31/2018    | 99.455       | 12/31/2017  | 6,961,850.00  | 6,996,232.87  | 6,961,850.00   |
| 912828N63                   | 10414        | 01GRF | U.S. Treasury              | Fair             | 9,000,000.00  | 1.198 | 01/15/2019    | 99.285       | 12/31/2017  | 8,935,650.00  | 8,993,286.24  | 8,935,650.00   |

**Delaware River Joint TBC**  
**Investment Classification**  
**December 31, 2017**

Page 2

| CUSIP                                 | Investment # | Fund      | Issuer                     | Investment Class | Par Value             | YTM          | Maturity Date | Market Price | Market Date | Market Value          | Book Value            | Reported Value        |
|---------------------------------------|--------------|-----------|----------------------------|------------------|-----------------------|--------------|---------------|--------------|-------------|-----------------------|-----------------------|-----------------------|
| <b>General Reserve Fund</b>           |              |           |                            |                  |                       |              |               |              |             |                       |                       |                       |
| 3135G0J53                             | 10508        | 01GRF     | Federal National Mtg Assn  | Fair             | 3,000,000.00          | 1.486        | 02/26/2019    | 99.066       | 12/31/2017  | 2,971,980.00          | 2,983,596.18          | 2,971,980.00          |
| 3133782M2                             | 10518        | 01GRF     | Federal Home Loan Bank     | Fair             | 5,000,000.00          | 1.579        | 03/08/2019    | 99.601       | 12/31/2017  | 4,980,050.00          | 4,995,173.23          | 4,980,050.00          |
| 3130ACL93                             | 10516        | 01GRF     | Federal Home Loan Bank     | Fair             | 5,000,000.00          | 1.517        | 04/26/2019    | 99.525       | 12/31/2017  | 4,976,250.00          | 4,998,900.46          | 4,976,250.00          |
| 912828VL0                             | 10525        | 01GRF     | U.S. Treasury              | Fair             | 5,000,000.00          | 1.744        | 05/31/2019    | 99.514       | 12/31/2017  | 4,975,700.00          | 4,983,082.44          | 4,975,700.00          |
| 3130ACJ96                             | 10510        | 01GRF     | Federal Home Loan Bank     | Fair             | 5,000,000.00          | 1.551        | 06/28/2019    | 99.386       | 12/31/2017  | 4,969,300.00          | 4,996,264.73          | 4,969,300.00          |
| 9128282T6                             | 10509        | 01GRF     | U.S. Treasury              | Fair             | 3,000,000.00          | 1.507        | 08/31/2019    | 98.993       | 12/31/2017  | 2,969,790.00          | 2,987,404.63          | 2,969,790.00          |
| 3130ACLX0                             | 10517        | 01GRF     | Federal Home Loan Bank     | Fair             | 6,000,000.00          | 1.625        | 10/30/2019    | 99.485       | 12/31/2017  | 5,969,100.00          | 6,000,000.00          | 5,969,100.00          |
| <b>Subtotal</b>                       |              |           |                            |                  | <b>228,238,740.30</b> | <b>1.218</b> |               |              |             | <b>227,296,460.67</b> | <b>227,983,715.16</b> | <b>227,296,460.67</b> |
| <b>Operating Fund</b>                 |              |           |                            |                  |                       |              |               |              |             |                       |                       |                       |
| 38145C752                             | 10108        | 01OF      | Goldman Sachs Ila Fed Port | Amort            | 28,715.10             | 0.282        |               | 100.000      | 12/31/2017  | 28,715.10             | 28,715.10             | 28,715.10             |
| 912828P20                             | 10477        | 01OF      | U.S. Treasury              | Fair             | 5,295,000.00          | 1.070        | 01/31/2018    | 99.963       | 12/31/2017  | 5,293,040.85          | 5,293,618.58          | 5,293,040.85          |
| <b>Subtotal</b>                       |              |           |                            |                  | <b>5,323,715.10</b>   | <b>1.065</b> |               |              |             | <b>5,321,755.95</b>   | <b>5,322,333.68</b>   | <b>5,321,755.95</b>   |
| <b>Reserve Maintenance Fund</b>       |              |           |                            |                  |                       |              |               |              |             |                       |                       |                       |
| 38145C752                             | 10106        | 01RMF     | Goldman Sachs Ila Fed Port | Amort            | 20,207.03             | 0.282        |               | 100.000      | 12/31/2017  | 20,207.03             | 20,207.03             | 20,207.03             |
| 912828P20                             | 10476        | 01RMF     | U.S. Treasury              | Fair             | 3,770,000.00          | 1.070        | 01/31/2018    | 99.963       | 12/31/2017  | 3,768,605.10          | 3,769,016.44          | 3,768,605.10          |
| <b>Subtotal</b>                       |              |           |                            |                  | <b>3,790,207.03</b>   | <b>1.065</b> |               |              |             | <b>3,788,812.13</b>   | <b>3,789,223.47</b>   | <b>3,788,812.13</b>   |
| <b>Scudder Falls Insurance Reserv</b> |              |           |                            |                  |                       |              |               |              |             |                       |                       |                       |
| 38145C752                             | 10506        | 01SFIR    | Goldman Sachs Ila Fed Port | Amort            | 383.40                | 0.001        |               | 100.000      | 12/31/2017  | 383.40                | 383.40                | 383.40                |
| 9128282K5                             | 10507        | 01SFIR    | U.S. Treasury              | Fair             | 4,054,000.00          | 1.270        | 07/31/2019    | 99.652       | 12/31/2017  | 4,039,892.08          | 4,060,609.49          | 4,039,892.08          |
| <b>Subtotal</b>                       |              |           |                            |                  | <b>4,054,383.40</b>   | <b>1.269</b> |               |              |             | <b>4,040,275.48</b>   | <b>4,060,992.89</b>   | <b>4,040,275.48</b>   |
| <b>Debt Service Reserve 2005A</b>     |              |           |                            |                  |                       |              |               |              |             |                       |                       |                       |
| 38145C752                             | 10110        | 05DSRF05  | Goldman Sachs Ila Fed Port | Amort            | 4,114.92              | 0.282        |               | 100.000      | 12/31/2017  | 4,114.92              | 4,114.92              | 4,114.92              |
| 912828P20                             | 10478        | 05DSRF05  | U.S. Treasury              | Fair             | 1,000,000.00          | 1.070        | 01/31/2018    | 99.963       | 12/31/2017  | 999,630.00            | 999,739.11            | 999,630.00            |
| 3133EFKW6                             | 10379        | 05DSRF05  | Federal Farm Credit Bank   | Fair             | 1,991,000.00          | 1.030        | 10/26/2018    | 99.368       | 12/31/2017  | 1,978,416.88          | 1,990,678.70          | 1,978,416.88          |
| <b>Subtotal</b>                       |              |           |                            |                  | <b>2,995,114.92</b>   | <b>1.042</b> |               |              |             | <b>2,982,161.80</b>   | <b>2,994,532.73</b>   | <b>2,982,161.80</b>   |
| <b>Capitalized Interest Acc 2017</b>  |              |           |                            |                  |                       |              |               |              |             |                       |                       |                       |
| 38145C752                             | 10423        | 06CAPINT1 | Goldman Sachs Ila Fed Port | Amort            | 17,297,297.19         | 0.282        |               | 100.000      | 12/31/2017  | 17,297,297.19         | 17,297,297.19         | 17,297,297.19         |
| <b>Subtotal</b>                       |              |           |                            |                  | <b>17,297,297.19</b>  | <b>0.282</b> |               |              |             | <b>17,297,297.19</b>  | <b>17,297,297.19</b>  | <b>17,297,297.19</b>  |
| <b>Construction Fund 2017</b>         |              |           |                            |                  |                       |              |               |              |             |                       |                       |                       |
| 38145C752                             | 10424        | 06CF17    | Goldman Sachs Ila Fed Port | Amort            | 0.00                  | 0.001        |               | 100.000      | 12/31/2017  | 0.00                  | 0.00                  | 0.00                  |

Data Updated: ~REPORT~: 01/10/2018 14:51  
Run Date: 01/10/2018 - 14:51

Portfolio DRJ  
AP  
IC (PRF\_IC) 7.1.1  
Report Ver. 7.3.2

**Delaware River Joint TBC  
Investment Classification  
December 31, 2017**

Page 3

| CUSIP                                | Investment # | Fund      | Issuer                     | Investment Class | Par Value             | YTM          | Maturity Date | Market Price | Market Date | Market Value          | Book Value            | Reported Value        |
|--------------------------------------|--------------|-----------|----------------------------|------------------|-----------------------|--------------|---------------|--------------|-------------|-----------------------|-----------------------|-----------------------|
| <b>Construction Fund 2017</b>        |              |           |                            |                  |                       |              |               |              |             |                       |                       |                       |
| PAINVEST                             | 10463        | 06CF17    | PA Invest                  | Amort            | 35,312,903.98         | 1.213        |               | 100.000      | 12/31/2017  | 35,312,903.98         | 35,312,903.98         | 35,312,903.98         |
| 912828P20                            | 10483        | 06CF17    | U.S. Treasury              | Fair             | 40,000,000.00         | 1.070        | 01/31/2018    | 99.963       | 12/31/2017  | 39,985,200.00         | 39,989,564.32         | 39,985,200.00         |
| 59157UBL3                            | 10503        | 06CF17    | METLIFE                    | Fair             | 19,000,000.00         | 1.357        | 02/20/2018    | 99.445       | 12/31/2017  | 18,894,550.00         | 18,964,375.00         | 18,894,550.00         |
| 05253CC53                            | 10496        | 06CF17    | Aust & NZ Banking Group    | Fair             | 13,000,000.00         | 1.419        | 03/05/2018    | 99.237       | 12/31/2017  | 12,900,831.71         | 12,968,605.00         | 12,900,831.71         |
| 06417KCE7                            | 10502        | 06CF17    | Bank of Nova Scotia NY CP  | Fair             | 3,000,000.00          | 1.419        | 03/14/2018    | 99.334       | 12/31/2017  | 2,980,025.01          | 2,991,540.00          | 2,980,025.01          |
| 89119BCF1                            | 10487        | 06CF17    | Toronto Dominion           | Fair             | 4,000,000.00          | 1.442        | 03/15/2018    | 99.036       | 12/31/2017  | 3,961,440.56          | 3,988,603.89          | 3,961,440.56          |
| 19121BDB2                            | 10498        | 06CF17    | Coca Cola                  | Fair             | 10,000,000.00         | 1.396        | 04/11/2018    | 99.108       | 12/31/2017  | 9,910,844.40          | 9,962,222.22          | 9,910,844.40          |
| 89233HDK7                            | 10504        | 06CF17    | TOYOTA Motor Credit CP     | Fair             | 9,000,000.00          | 1.482        | 04/19/2018    | 99.168       | 12/31/2017  | 8,925,174.99          | 8,960,580.00          | 8,925,174.99          |
| 89233HEM2                            | 10505        | 06CF17    | TOYOTA Motor Credit CP     | Fair             | 14,000,000.00         | 1.517        | 05/21/2018    | 99.019       | 12/31/2017  | 13,862,671.62         | 13,918,877.78         | 13,862,671.62         |
| 86960KF15                            | 10499        | 06CF17    | Svenska Handelsbanken      | Fair             | 15,000,000.00         | 1.495        | 06/01/2018    | 98.889       | 12/31/2017  | 14,833,356.30         | 14,907,827.08         | 14,833,356.30         |
| 88602UFF2                            | 10531        | 06CF17    | Thunder Bay Funding LLC CP | Fair             | 3,500,000.00          | 1.745        | 06/15/2018    | 99.125       | 12/31/2017  | 3,469,388.62          | 3,472,247.92          | 3,469,388.62          |
| 912828XK1                            | 10529        | 06CF17    | U.S. Treasury              | Fair             | 10,000,000.00         | 1.492        | 07/15/2018    | 99.647       | 12/31/2017  | 9,964,700.00          | 9,967,115.23          | 9,964,700.00          |
| 912828S68                            | 10490        | 06CF17    | U.S. Treasury              | Fair             | 10,000,000.00         | 1.239        | 07/31/2018    | 99.514       | 12/31/2017  | 9,951,400.00          | 9,971,994.76          | 9,951,400.00          |
| 912828K82                            | 10527        | 06CF17    | U.S. Treasury              | Fair             | 15,000,000.00         | 1.533        | 08/15/2018    | 99.608       | 12/31/2017  | 14,941,200.00         | 14,950,726.74         | 14,941,200.00         |
| 9128282C3                            | 10524        | 06CF17    | U.S. Treasury              | Fair             | 5,000,000.00          | 1.501        | 08/31/2018    | 99.395       | 12/31/2017  | 4,969,750.00          | 4,975,382.49          | 4,969,750.00          |
| 912828T42                            | 10528        | 06CF17    | U.S. Treasury              | Fair             | 20,000,000.00         | 1.594        | 09/30/2018    | 99.297       | 12/31/2017  | 19,859,400.00         | 19,875,575.66         | 19,859,400.00         |
| 3137EAD7                             | 10513        | 06CF17    | Federal Home Loan Mtg Corp | Fair             | 5,000,000.00          | 1.464        | 10/12/2018    | 99.308       | 12/31/2017  | 4,965,400.00          | 4,977,233.43          | 4,965,400.00          |
| 912828T83                            | 10522        | 06CF17    | U.S. Treasury              | Fair             | 15,000,000.00         | 1.465        | 10/31/2018    | 99.184       | 12/31/2017  | 14,877,600.00         | 14,911,960.08         | 14,877,600.00         |
| 912828U99                            | 10492        | 06CF17    | U.S. Treasury              | Fair             | 10,000,000.00         | 1.303        | 12/31/2018    | 99.455       | 12/31/2017  | 9,945,500.00          | 9,994,754.23          | 9,945,500.00          |
| 3137EADZ9                            | 10512        | 06CF17    | Federal Home Loan Mtg Corp | Fair             | 6,000,000.00          | 1.548        | 04/15/2019    | 99.085       | 12/31/2017  | 5,945,100.00          | 5,967,760.66          | 5,945,100.00          |
| 3130ACL93                            | 10519        | 06CF17    | Federal Home Loan Bank     | Fair             | 3,000,000.00          | 1.599        | 04/26/2019    | 99.525       | 12/31/2017  | 2,985,750.00          | 2,996,004.67          | 2,985,750.00          |
| 912828ST8                            | 10489        | 06CF17    | U.S. Treasury              | Fair             | 10,000,000.00         | 1.338        | 04/30/2019    | 99.223       | 12/31/2017  | 9,922,300.00          | 9,988,388.27          | 9,922,300.00          |
| 912828R44                            | 10521        | 06CF17    | U.S. Treasury              | Fair             | 13,000,000.00         | 1.552        | 05/15/2019    | 98.696       | 12/31/2017  | 12,830,480.00         | 12,881,205.36         | 12,830,480.00         |
| 3130ABF92                            | 10514        | 06CF17    | Federal Home Loan Bank     | Fair             | 6,000,000.00          | 1.528        | 05/28/2019    | 99.334       | 12/31/2017  | 5,960,040.00          | 5,987,284.65          | 5,960,040.00          |
| 3130A8DB6                            | 10520        | 06CF17    | Federal Home Loan Bank     | Fair             | 14,000,000.00         | 1.600        | 06/21/2019    | 98.941       | 12/31/2017  | 13,851,740.00         | 13,903,049.53         | 13,851,740.00         |
| 3130ACJ96                            | 10511        | 06CF17    | Federal Home Loan Bank     | Fair             | 5,000,000.00          | 1.597        | 06/28/2019    | 99.386       | 12/31/2017  | 4,969,300.00          | 4,992,945.81          | 4,969,300.00          |
| 3137EAE81                            | 10515        | 06CF17    | Federal Home Loan Mtg Corp | Fair             | 6,000,000.00          | 1.572        | 07/19/2019    | 98.436       | 12/31/2017  | 5,906,160.00          | 5,936,329.45          | 5,906,160.00          |
| 912828TH3                            | 10491        | 06CF17    | U.S. Treasury              | Fair             | 10,000,000.00         | 1.342        | 07/31/2019    | 98.500       | 12/31/2017  | 9,850,000.00          | 9,927,579.09          | 9,850,000.00          |
| <b>Subtotal</b>                      |              |           |                            |                  | <b>328,812,903.98</b> | <b>1.395</b> |               |              |             | <b>326,732,207.19</b> | <b>327,642,637.30</b> | <b>326,732,207.19</b> |
| <b>Clearing Fund 2017</b>            |              |           |                            |                  |                       |              |               |              |             |                       |                       |                       |
| 38145C752                            | 10422        | 06CLEAR17 | Goldman Sachs Ila Fed Port | Amort            | 199,850.46            | 0.282        |               | 100.000      | 12/31/2017  | 199,850.46            | 199,850.46            | 199,850.46            |
| <b>Subtotal</b>                      |              |           |                            |                  | <b>199,850.46</b>     | <b>0.282</b> |               |              |             | <b>199,850.46</b>     | <b>199,850.46</b>     | <b>199,850.46</b>     |
| <b>Debt Service Reserve Fund 12A</b> |              |           |                            |                  |                       |              |               |              |             |                       |                       |                       |
| 38145C752                            | 10260        | 06DSRF12A | Goldman Sachs Ila Fed Port | Amort            | 2,102.23              | 0.282        |               | 100.000      | 12/31/2017  | 2,102.23              | 2,102.23              | 2,102.23              |

Data Updated: ~REPORT~: 01/10/2018 14:51  
Run Date: 01/10/2018 - 14:51

Portfolio DRJ  
AP  
IC (PRF\_IC) 7.1.1  
Report Ver. 7.3.2

Delaware River Joint TBC  
Investment Classification  
December 31, 2017

Page 4

| CUSIP                                 | Investment # | Fund      | Issuer                     | Investment Class | Par Value             | YTM          | Maturity Date | Market Price | Market Date | Market Value          | Book Value            | Reported Value        |
|---------------------------------------|--------------|-----------|----------------------------|------------------|-----------------------|--------------|---------------|--------------|-------------|-----------------------|-----------------------|-----------------------|
| <b>Debt Service Reserve Fund 12A</b>  |              |           |                            |                  |                       |              |               |              |             |                       |                       |                       |
| 912828P20                             | 10480        | 06DSRF12A | U.S. Treasury              | Fair             | 1,015,000.00          | 1.070        | 01/31/2018    | 99.963       | 12/31/2017  | 1,014,624.45          | 1,014,735.20          | 1,014,624.45          |
| 3133EFKW6                             | 10381        | 06DSRF12A | Federal Farm Credit Bank   | Fair             | 1,866,000.00          | 1.030        | 10/26/2018    | 99.368       | 12/31/2017  | 1,854,206.88          | 1,865,698.87          | 1,854,206.88          |
| <b>Subtotal</b>                       |              |           |                            |                  | <b>2,883,102.23</b>   | <b>1.043</b> |               |              |             | <b>2,870,933.56</b>   | <b>2,882,536.30</b>   | <b>2,870,933.56</b>   |
| <b>Debt Service Reserve Fund 2015</b> |              |           |                            |                  |                       |              |               |              |             |                       |                       |                       |
| 38145C752                             | 10349        | 06DSRF15  | Goldman Sachs IIa Fed Port | Amort            | 3,629.17              | 0.282        |               | 100.000      | 12/31/2017  | 3,629.17              | 3,629.17              | 3,629.17              |
| 912828P20                             | 10479        | 06DSRF15  | U.S. Treasury              | Fair             | 1,000,000.00          | 1.070        | 01/31/2018    | 99.963       | 12/31/2017  | 999,630.00            | 999,739.11            | 999,630.00            |
| 912828P20                             | 10481        | 06DSRF15  | U.S. Treasury              | Fair             | 4,730,000.00          | 1.070        | 01/31/2018    | 99.963       | 12/31/2017  | 4,728,249.90          | 4,728,765.98          | 4,728,249.90          |
| 3133EFKW6                             | 10380        | 06DSRF15  | Federal Farm Credit Bank   | Fair             | 1,103,000.00          | 1.029        | 10/26/2018    | 99.368       | 12/31/2017  | 1,096,029.04          | 1,102,822.00          | 1,096,029.04          |
| 3133EFKW6                             | 10382        | 06DSRF15  | Federal Farm Credit Bank   | Fair             | 3,000,000.00          | 1.030        | 10/26/2018    | 99.368       | 12/31/2017  | 2,981,040.00          | 2,999,515.86          | 2,981,040.00          |
| <b>Subtotal</b>                       |              |           |                            |                  | <b>9,836,629.17</b>   | <b>1.053</b> |               |              |             | <b>9,808,578.11</b>   | <b>9,834,472.12</b>   | <b>9,808,578.11</b>   |
| <b>Debt Service Reserve Fund 2017</b> |              |           |                            |                  |                       |              |               |              |             |                       |                       |                       |
| 38145C752                             | 10425        | 06DSRF17  | Goldman Sachs IIa Fed Port | Amort            | 119,465.44            | 0.282        |               | 100.000      | 12/31/2017  | 119,465.44            | 119,465.44            | 119,465.44            |
| 912828P20                             | 10482        | 06DSRF17  | U.S. Treasury              | Fair             | 30,645,000.00         | 1.070        | 01/31/2018    | 99.963       | 12/31/2017  | 30,633,661.35         | 30,637,004.97         | 30,633,661.35         |
| <b>Subtotal</b>                       |              |           |                            |                  | <b>30,764,465.44</b>  | <b>1.066</b> |               |              |             | <b>30,753,126.79</b>  | <b>30,756,470.41</b>  | <b>30,753,126.79</b>  |
| <b>Total</b>                          |              |           |                            |                  | <b>638,942,478.60</b> | <b>1.283</b> |               |              |             | <b>635,837,528.71</b> | <b>637,510,131.09</b> | <b>635,837,528.71</b> |



**DELAWARE RIVER JOINT TOLL BRIDGE COMMISSION**  
**Meeting of January 29, 2018**  
**TOLL TRAFFIC AND REVENUE STATISTICS (December, 2017)**

**Summary:** The Commission experienced a decrease in total toll revenue for December 2017 in comparison to the December 2016 traffic and revenue statistics. Total toll traffic also reflected a decrease for the month of December. [It should be noted that 2016 was a leap year, and that Year-to-Date totals for 2017 reflect one less day].

**Analysis of December 2017 / December 2016 toll revenue data comparison:**

- An overall toll revenue decrease of 0.29 percent was recorded at the Commission's seven toll bridges for the month.
- Commercial-vehicle toll revenue reflected a 0.26 percent decrease.
- Passenger-vehicle toll revenue generated a 0.37 percent decrease.

**Analysis of December 2017 / December 2016 traffic data comparison:**

- Total toll traffic decreased by 22,126 vehicles, or 0.67 percent for the month.
- Commercial-vehicle traffic decreased by 4,589 vehicles, or 1.01 percent.
- Passenger-vehicle toll traffic decreased by 17,537 vehicles, or 0.61 percent.
- Average daily toll traffic for the Commission's seven toll bridges for December 2017 was 105,981 total vehicles as compared to 106,695 total vehicles in December 2016.
- Total recorded westbound traffic volume at the eleven vehicular toll supported bridges for December 2017 decreased by 98,859 vehicles, or 3.86 percent when compared to December 2016. Average daily westbound traffic at these bridges for December 2017 was 79,349 vehicles as compared to 82,538 for December 2016.

**Traffic analysis for 2017 YTD:**

- Total toll traffic for the seven toll bridges reflected a 0.75 percent increase for 2017 as compared to 2016. This generated a 2.24% increase in total toll revenue for YTD 2017.
- Westbound traffic on the eleven toll supported bridges reflected a 0.52 percent decrease for 2017 as compared to last year.

## **DISTRICT REVIEW**

### **District 1**

Total toll traffic at Trenton-Morrisville (TM) reflected a 1.24 percent increase for December 2017 compared to December 2016 as the result of increases of 9,051 cars and 53 trucks. At New Hope-Lambertville (NHL), an increase of 1,890 cars combined with a decrease of 1,179 trucks to generate an overall increase in total toll traffic of 0.44 percent for the month of December 2017 as compared to December 2016.

### **District II**

The I-78 Toll Bridge experienced a decrease of 1.85 percent in total toll traffic for the month of December 2017 compared to December 2016 as the result of the decrease of 26,735 cars and the increase of 8,324 trucks. At the Easton-Phillipsburg (EP) Toll Bridge, combined decreases of 9,857 passenger vehicles and 4,566 trucks generated a 3.19 percent decrease in total toll traffic for December 2017.

### **District III**

Portland-Columbia (PC) experienced a 3.60 percent increase in total toll traffic during December 2017 as a result of increases of 3,164 automobiles and 314 trucks compared to December 2016. At the Delaware Water Gap (DWG) Toll Bridge, an increase of 4,625 passenger vehicles and a decrease of 6,721 trucks combined to generate an overall decrease of 0.27 percent in total toll traffic for December 2017 as compared to December 2016. At Milford-Montague (MM), an increase of 325 cars and a decrease of 814 trucks combined to produce a 0.49 percent decrease in total toll traffic for the month of December 2017.



**E-ZPass Penetration Rates**

The table below provides a comparison of the *E-ZPass* penetration rates for the Commission's seven (7) toll bridges for the months of December, 2017 and December, 2016, and the year-to-date periods ending December 31, 2017 and December 31, 2016.

|                                    |              | <b><i>E-ZPass</i> PENETRATION RATES</b> |                      |   |                     |                     |   |
|------------------------------------|--------------|---|----------------------|---|---------------------|---------------------|---|
|                                    |              | <b>DEC.<br/>2017</b>                    | <b>DEC.<br/>2016</b> | <b>Change in<br/>Monthly<br/>Percentage</b> | <b>YTD<br/>2017</b> | <b>YTD<br/>2016</b> | <b>Change in<br/>YTD<br/>Percentage</b> |
| <b>All Toll<br/>Bridges</b>        | Cars         | 68.47                                   | 63.77                | 4.70  | 67.28               | 64.07               | 3.21                                    |
|                                    | Trucks       | 87.82                                   | 85.97                | 1.85  | 86.29               | 85.30               | 0.99                                    |
|                                    | <b>Total</b> | <b>71.12</b>                            | <b>66.82</b>         | <b>4.30</b>                                 | <b>69.91</b>        | <b>66.96</b>        | <b>2.95</b>                             |
| <b>Trenton -<br/>Morrisville</b>   | Cars         | 66.76                                   | 63.66                | 3.10  | 66.11               | 62.73               | 3.38                                    |
|                                    | Trucks       | 90.66                                   | 90.15                | 0.51  | 89.42               | 90.06               | -0.64                                   |
|                                    | <b>Total</b> | <b>68.33</b>                            | <b>65.42</b>         | <b>2.91</b>                                 | <b>67.68</b>        | <b>64.54</b>        | <b>3.14</b>                             |
| <b>New Hope -<br/>Lambertville</b> | Cars         | 82.36                                   | 80.66                | 1.70  | 81.32               | 78.62               | 2.70                                    |
|                                    | Trucks       | 83.76                                   | 86.89                | -3.13                                       | 82.44               | 83.41               | -0.97                                   |
|                                    | <b>Total</b> | <b>82.43</b>                            | <b>81.01</b>         | <b>1.42</b>                                 | <b>81.38</b>        | <b>78.97</b>        | <b>2.41</b>                             |
| <b>I-78</b>                        | Cars         | 69.77                                   | 65.66                | 4.11  | 68.42               | 64.95               | 3.47                                    |
|                                    | Trucks       | 88.01                                   | 85.87                | 2.14  | 86.85               | 85.05               | 1.80                                    |
|                                    | <b>Total</b> | <b>74.51</b>                            | <b>70.64</b>         | <b>3.87</b>                                 | <b>73.12</b>        | <b>69.85</b>        | <b>3.27</b>                             |
| <b>Easton -<br/>Phillipsburg</b>   | Cars         | 68.23                                   | 65.75                | 2.48  | 67.55               | 65.38               | 2.17                                    |
|                                    | Trucks       | 81.71                                   | 83.37                | -1.66                                       | 80.83               | 83.05               | -2.22                                   |
|                                    | <b>Total</b> | <b>68.87</b>                            | <b>66.74</b>         | <b>2.13</b>                                 | <b>68.25</b>        | <b>66.44</b>        | <b>1.81</b>                             |
| <b>Portland -<br/>Columbia</b>     | Cars         | 62.92                                   | 60.23                | 2.69  | 61.83               | 59.05               | 2.78                                    |
|                                    | Trucks       | 89.98                                   | 86.58                | 3.40  | 87.51               | 86.60               | 0.91                                    |
|                                    | <b>Total</b> | <b>64.72</b>                            | <b>61.96</b>         | <b>2.76</b>                                 | <b>63.66</b>        | <b>61.53</b>        | <b>2.13</b>                             |
| <b>Delaware<br/>Water Gap</b>      | Cars         | 67.44                                   | 63.18                | 4.26  | 65.73               | 62.42               | 3.31                                    |
|                                    | Trucks       | 87.60                                   | 85.77                | 1.83  | 85.30               | 84.63               | 0.67                                    |
|                                    | <b>Total</b> | <b>70.34</b>                            | <b>66.62</b>         | <b>3.72</b>                                 | <b>68.67</b>        | <b>65.69</b>        | <b>2.98</b>                             |
| <b>Milford -<br/>Montague</b>      | Cars         | 62.42                                   | 58.86                | 3.56  | 61.10               | 58.40               | 2.70                                    |
|                                    | Trucks       | 78.23                                   | 80.32                | -2.09                                       | 74.64               | 79.97               | -5.33                                   |
|                                    | <b>Total</b> | <b>62.80</b>                            | <b>59.54</b>         | <b>3.26</b>                                 | <b>61.45</b>        | <b>59.04</b>        | <b>2.41</b>                             |

DELAWARE RIVER JOINT TOLL BRIDGE COMMISSION

ALL TOLL BRIDGES

COMPARATIVE STATEMENT OF TOLL TRAFFIC AND REVENUE

DECEMBER 2017

| JANUARY 1, 2016<br>DECEMBER 30, 2016<br>366 DAYS |                   | JANUARY 1, 2017<br>DECEMBER 30, 2017<br>365 DAYS |                   |                     | MONTH OF<br>DECEMBER 2017<br>31 DAYS |                  | MONTH OF<br>DECEMBER 2016<br>31 DAYS |                  |
|--|-------------------|--|-------------------|---------------------|--------------------------------------|------------------|--------------------------------------|------------------|
| NUMBER OF<br>VEHICLES                            | TOTAL<br>REVENUE  | NUMBER OF<br>VEHICLES                            | TOTAL<br>REVENUE  | VEHICLE CLASS       | NUMBER OF<br>VEHICLES                | TOTAL<br>REVENUE | NUMBER OF<br>VEHICLES                | TOTAL<br>REVENUE |
| 35,277,829                                       | \$ 35,487,290.00  | 35,452,542                                       | \$ 35,688,765.00  | Passenger           | 2,835,466                            | \$ 2,846,634.00  | 2,853,003                            | \$ 2,864,570.00  |
| -  | (1,407,869.19)    | -  | (1,289,739.83)    | Discounts *         | -                                    | (99,987.60)      | -                                    | (107,749.05)     |
| 35,277,829                                       | \$ 34,079,420.81  | 35,452,542                                       | \$ 34,399,025.17  | TOTAL PASSENGER     | 2,835,466                            | \$ 2,746,646.40  | 2,853,003                            | \$ 2,756,820.95  |
| 905,255  | 5,835,735.75      | 834,606  | 5,373,357.60      | 2-Axle Trucks       | 61,646                               | 396,163.30       | 74,789                               | 481,977.60       |
| 407,440  | 4,820,829.60      | 505,937  | 5,983,539.60      | 3-Axle Trucks       | 43,336                               | 512,109.60       | 34,736                               | 410,202.00       |
| 447,602  | 7,027,235.20      | 517,696  | 8,141,140.80      | 4-Axle Trucks       | 41,918                               | 658,436.80       | 32,047                               | 502,014.40       |
| 3,682,321  | 72,116,314.00     | 3,713,716  | 72,772,888.00     | 5-Axle Trucks       | 294,235                              | 5,763,802.00     | 303,197                              | 5,931,808.00     |
| 104,012  | 2,411,203.20      | 110,708  | 2,575,754.41      | 6-Axle Trucks       | 8,650                                | 201,516.00       | 8,967                                | 208,029.60       |
| 8,741  | 242,671.20        | 4,431  | 122,448.40        | 7-Axle Trucks       | 175                                  | 4,860.80         | 811                                  | 22,161.20        |
| 26   | 1,619.50          | 1  | 88.30             | Permits             | -                                    | -                | 2                                    | 137.90           |
| 5,555,397  | \$ 92,455,608.45  | 5,687,095  | \$ 94,969,217.11  | TOTAL TRUCKS        | 449,960                              | \$ 7,536,888.50  | 454,549                              | \$ 7,556,330.70  |
| 40,833,226                                       | \$ 126,535,029.26 | 41,139,637                                       | \$ 129,368,242.28 | TOTAL TOLL VEHICLES | 3,285,426                            | 10,283,534.90    | 3,307,552                            | 10,313,151.65    |
| 111,566  | \$ 345,724.12     | 112,711  | \$ 354,433.54     | DAILY AVERAGE       | 105,981                              | \$ 331,726.93    | 106,695                              | \$ 332,682.31    |
| Rate Change                                      |                   |  |                   |                     | Rate Change                          |                  |                                      |                  |
| Traffic (toll)                                   |                   | 0.75%  |                   |                     | Traffic (toll)                       |                  | -0.67%                               |                  |
| Autos  |                   | 0.50%  |                   |                     | Autos                                |                  | -0.61%                               |                  |
| Trucks   |                   | 2.37%  |                   |                     | Trucks                               |                  | -1.01%                               |                  |
| Revenue  |                   | 2.24%  |                   |                     | Revenue                              |                  | -0.29%                               |                  |
| Autos  |                   | 0.94%  |                   |                     | Autos                                |                  | -0.37%                               |                  |
| Trucks   |                   | 2.72%  |                   |                     | Trucks                               |                  | -0.26%                               |                  |

\* Discounts represents rebates for commuter discounts earned when a customer crosses the Commission's bridges 20 times in a 35 day period, and Commission vehicle's non-revenue crossings.

NOTE: YTD traffic and revenue totals have been positively affected by the Jan. 21, 2017 closure of the Delaware River Turnpike Bridge.

NOTE: 2016 was a leap year. YTD statistics reflect one less day.

DELAWARE RIVER JOINT TOLL BRIDGE COMMISSION

TRENTON - MORRISVILLE TOLL BRIDGE

COMPARATIVE STATEMENT OF TOLL TRAFFIC AND REVENUE

DECEMBER 2017

| JANUARY 1, 2016<br>DECEMBER 30, 2016<br>366 DAYS |                  | JANUARY 1, 2017<br>DECEMBER 30, 2017<br>365 DAYS |                  | VEHICLE CLASS       | MONTH OF<br>DECEMBER 2017<br>31 DAYS |                  | MONTH OF<br>DECEMBER 2016<br>31 DAYS |                  |
|--|------------------|--|------------------|---------------------|--------------------------------------|------------------|--------------------------------------|------------------|
| NUMBER OF<br>VEHICLES                            | TOTAL<br>REVENUE | NUMBER OF<br>VEHICLES                            | TOTAL<br>REVENUE |                     | NUMBER OF<br>VEHICLES                | TOTAL<br>REVENUE | NUMBER OF<br>VEHICLES                | TOTAL<br>REVENUE |
| 8,406,934  | \$ 8,432,426.00  | 8,792,379  | \$ 8,826,085.00  | Passenger           | 696,682                              | \$ 698,349.00    | 687,631                              | \$ 689,338.00    |
|  | (309,749.04)     |  | (267,787.62)     | Discounts *         |                                      | (20,847.78)      |                                      | (23,617.95)      |
| 8,406,934  | \$ 8,122,676.96  | 8,792,379  | \$ 8,558,297.38  | TOTAL PASSENGER     | 696,682                              | \$ 677,501.22    | 687,631                              | \$ 665,720.05    |
| 230,021  | 1,485,032.25     | 178,084  | 1,149,413.20     | 2-Axle Trucks       | 10,421                               | 67,330.25        | 19,234                               | 124,151.95       |
| 96,397   | 1,149,213.60     | 117,937  | 1,403,787.60     | 3-Axle Trucks       | 11,840                               | 141,165.60       | 9,125                                | 108,528.00       |
| 93,820   | 1,483,118.40     | 105,696  | 1,672,460.80     | 4-Axle Trucks       | 7,816                                | 123,771.20       | 7,642                                | 120,633.60       |
| 174,128  | 3,411,922.00     | 233,724  | 4,588,686.00     | 5-Axle Trucks       | 18,617                               | 365,284.00       | 12,731                               | 248,972.00       |
| 1,064  | 24,974.40        | 2,113  | 49,622.41        | 6-Axle Trucks       | 149                                  | 3,516.00         | 60                                   | 1,416.00         |
| 84   | 2,948.00         | 206  | 5,839.60         | 7-Axle Trucks       | 7                                    | 196.00           | 5                                    | 137.20           |
| 2  | 5.00             |  |                  | Permits             |                                      |                  | -                                    |                  |
| 595,516  | \$ 7,557,213.65  | 637,760  | \$ 8,869,809.61  | TOTAL TRUCKS        | 48,850                               | \$ 701,263.05    | 48,797                               | \$ 603,838.75    |
| 9,002,450  | \$ 15,679,890.61 | 9,430,139  | \$ 17,428,106.99 | TOTAL TOLL VEHICLES | 745,532                              | \$ 1,378,764.27  | 736,428                              | \$ 1,269,558.80  |
| 24,597   | \$ 42,841.23     | 25,836   | \$ 47,748.24     | DAILY AVERAGE       | 24,049                               | \$ 44,476.27     | 23,756                               | \$ 40,953.51     |
|  |                  |  |                  |                     |                                      |                  |                                      |                  |
| Rate Change                                      |                  |  |                  |                     | Rate Change                          |                  |                                      |                  |
| Traffic (toll)                                   |                  | 4.75%  |                  |                     | Traffic (toll)                       |                  | 1.24%                                |                  |
| Autos  |                  | 4.58%  |                  |                     | Autos                                |                  | 1.32%                                |                  |
| Trucks   |                  | 7.09%  |                  |                     | Trucks                               |                  | 0.11%                                |                  |
| Revenue  |                  | 11.15%   |                  |                     | Revenue                              |                  | 8.60%                                |                  |
| Autos  |                  | 5.36%  |                  |                     | Autos                                |                  | 1.77%                                |                  |
| Trucks   |                  | 17.37%   |                  |                     | Trucks                               |                  | 16.13%                               |                  |

\* Discounts represents rebates for commuter discounts earned when a customer crosses the Commission's bridges 20 times in a 35 day period, and Commission vehicle's non-revenue crossings.

NOTE: YTD traffic and revenue totals have been positively affected by the Jan. 21, 2017 closure of the Delaware River Turnpike Bridge.

DELAWARE RIVER JOINT TOLL BRIDGE COMMISSION

NEW HOPE - LAMBERTVILLE TOLL BRIDGE

COMPARATIVE STATEMENT OF TOLL TRAFFIC AND REVENUE

DECEMBER 2017

| JANUARY 1, 2016<br>DECEMBER 30, 2016<br>366 DAYS |                  | JANUARY 1, 2017<br>DECEMBER 30, 2017<br>365 DAYS |                  | VEHICLE CLASS       | MONTH OF<br>DECEMBER 2017<br>31 DAYS |                  | MONTH OF<br>DECEMBER 2016<br>31 DAYS |                  |
|--|------------------|--|------------------|---------------------|--------------------------------------|------------------|--------------------------------------|------------------|
| NUMBER OF<br>VEHICLES                            | TOTAL<br>REVENUE | NUMBER OF<br>VEHICLES                            | TOTAL<br>REVENUE |                     | NUMBER OF<br>VEHICLES                | TOTAL<br>REVENUE | NUMBER OF<br>VEHICLES                | TOTAL<br>REVENUE |
| 1,840,799  | \$ 1,852,207.00  | 1,851,362  | \$ 1,863,250.00  | Passenger           | 153,186                              | \$ 153,786.00    | 151,296                              | \$ 151,936.00    |
|  | (100,039.68)     |  | (77,310.19)      | Discounts *         |                                      | (5,905.52)       |                                      | (7,374.44)       |
| 1,840,799  | \$ 1,752,167.32  | 1,851,362  | \$ 1,785,939.81  | TOTAL PASSENGER     | 153,186                              | \$ 147,880.48    | 151,296                              | \$ 144,561.56    |
| 58,223   | 376,210.25       | 43,800   | 282,626.50       | 2-Axle Trucks       | 2,770                                | 17,871.75        | 4,284                                | 27,691.30        |
| 20,779   | 247,711.20       | 20,706   | 246,576.00       | 3-Axle Trucks       | 1,467                                | 17,439.60        | 1,375                                | 16,369.20        |
| 9,337  | 144,545.60       | 8,507  | 132,528.00       | 4-Axle Trucks       | 822                                  | 12,835.20        | 682                                  | 10,476.80        |
| 32,653   | 642,616.00       | 35,319   | 694,846.00       | 5-Axle Trucks       | 2,562                                | 50,420.00        | 2,456                                | 48,348.00        |
| 1,213  | 27,406.60        | 1,090  | 24,825.60        | 6-Axle Trucks       | 97                                   | 2,196.00         | 94                                   | 2,121.60         |
| 46   | 1,301.60         | 40   | 1,114.40         | 7-Axle Trucks       | 2                                    | 56.00            | 8                                    | 224.00           |
| 1  | 2.00             |  |                  | Permits             | -                                    | -                |                                      |                  |
| 122,252  | \$ 1,439,792.25  | 109,462  | \$ 1,382,516.50  | TOTAL TRUCKS        | 7,720                                | \$ 100,818.55    | 8,899                                | \$ 105,230.90    |
| 1,963,051  | \$ 3,191,959.57  | 1,960,824  | \$ 3,168,456.31  | TOTAL TOLL VEHICLES | 160,906                              | \$ 248,699.03    | 160,195                              | \$ 249,792.46    |
| 5,364  | \$ 8,721.20      | 5,372  | \$ 8,680.70      | DAILY               | 5,191                                | \$ 8,022.55      | 5,168                                | \$ 8,057.82      |
| Rate Change                                      |                  |  |                  | Rate Change         |                                      |                  |                                      |                  |
| Traffic (toll)                                   |                  |  |                  | Traffic (toll)      |                                      |                  |                                      |                  |
| Autos  |                  |  |                  | Autos               |                                      |                  |                                      |                  |
| Trucks   |                  |  |                  | Trucks              |                                      |                  |                                      |                  |
| Revenue  |                  |  |                  | Revenue             |                                      |                  |                                      |                  |
| Autos  |                  |  |                  | Autos               |                                      |                  |                                      |                  |
| Trucks   |                  |  |                  | Trucks              |                                      |                  |                                      |                  |

\* Discounts represents rebates for commuter discounts earned when a customer crosses the Commission's bridges 20 times in a 35 day period, and Commission vehicle's non-revenue crossings.

DELAWARE RIVER JOINT TOLL BRIDGE COMMISSION

178 TOLL BRIDGE

COMPARATIVE STATEMENT OF TOLL TRAFFIC AND REVENUE

DECEMBER 2017

| JANUARY 1, 2016<br>DECEMBER 30, 2016<br>366 DAYS |                                 | JANUARY 1, 2017<br>DECEMBER 30, 2017<br>365 DAYS |                                 | VEHICLE CLASS            | MONTH OF<br>DECEMBER 2017<br>31 DAYS |                              | MONTH OF<br>DECEMBER 2016<br>31 DAYS |                              |
|--|---------------------------------|--|---------------------------------|--------------------------|--------------------------------------|------------------------------|--------------------------------------|------------------------------|
| NUMBER OF<br>VEHICLES                            | TOTAL<br>REVENUE                | NUMBER OF<br>VEHICLES                            | TOTAL<br>REVENUE                |                          | NUMBER OF<br>VEHICLES                | TOTAL<br>REVENUE             | NUMBER OF<br>VEHICLES                | TOTAL<br>REVENUE             |
| 9,102,926  | \$ 9,175,834.00<br>(360,291.16) | 8,960,571  | \$ 9,039,102.00<br>(383,497.17) | Passenger<br>Discounts * | 724,285                              | \$ 728,252.00<br>(30,092.81) | 751,020                              | \$ 755,610.00<br>(28,205.76) |
| 9,102,926  | \$ 8,815,542.84                 | 8,960,571  | \$ 8,655,604.83                 | TOTAL PASSENGER          | 724,285                              | \$ 698,159.19                | 751,020                              | \$ 727,404.24                |
| 276,044  | 1,776,106.15                    | 302,155  | 1,942,042.05                    | 2-Axle Trucks            | 28,540                               | 182,946.40                   | 22,509                               | 144,785.55                   |
| 151,021  | 1,778,934.00                    | 195,795  | 2,309,083.20                    | 3-Axle Trucks            | 15,892                               | 186,885.60                   | 12,915                               | 151,761.60                   |
| 190,711  | 2,977,753.60                    | 217,754  | 3,408,960.00                    | 4-Axle Trucks            | 20,406                               | 319,443.20                   | 13,417                               | 208,822.40                   |
| 2,243,050  | 43,904,134.00                   | 2,270,796  | 44,462,408.00                   | 5-Axle Trucks            | 182,821                              | 3,575,954.00                 | 189,637                              | 3,708,716.00                 |
| 69,253   | 1,603,785.60                    | 72,822   | 1,693,660.80                    | 6-Axle Trucks            | 5,889                                | 136,912.80                   | 6,227                                | 144,427.20                   |
| 6,775  | 186,218.40                      | 3,260  | 89,761.60                       | 7-Axle Trucks            | 116                                  | 3,214.40                     | 635                                  | 17,297.20                    |
| 10   | 813.40                          | 1  | 88.30                           | Permits                  |                                      |                              |                                      |                              |
| 2,936,864  | \$ 52,227,745.15                | 3,062,583  | \$ 53,906,003.95                | TOTAL TRUCKS             | 253,664                              | \$ 4,405,356.40              | 245,340                              | \$ 4,375,809.95              |
| 12,039,790                                       | \$ 61,043,287.99                | 12,023,154                                       | \$ 62,561,608.78                | TOTAL TOLL VEHICLES      | 977,949                              | \$ 5,103,515.59              | 996,360                              | \$ 5,103,214.19              |
| 32,896   | \$ 166,784.94                   | 32,940   | \$ 171,401.67                   | DAILY AVERAGE            | 31,547                               | \$ 164,629.54                | 32,141                               | \$ 164,619.81                |
| <b>Rate Change</b>                               |                                 |  |                                 |                          | <b>Rate Change</b>                   |                              |                                      |                              |
| <b>Traffic (toll)</b>                            |                                 |  |                                 |                          | <b>Traffic (toll)</b>                |                              |                                      |                              |
| Autos  |                                 |  |                                 |                          | Autos                                |                              |                                      |                              |
| Trucks   |                                 |  |                                 |                          | Trucks                               |                              |                                      |                              |
| <b>Revenue</b>                                   |                                 |  |                                 |                          | <b>Revenue</b>                       |                              |                                      |                              |
| Autos  |                                 |  |                                 |                          | Autos                                |                              |                                      |                              |
| Trucks   |                                 |  |                                 |                          | Trucks                               |                              |                                      |                              |

\* Discounts represents rebates for commuter discounts earned when a customer crosses the Commission's bridges 20 times in a 35 day period, and Commission vehicle's non-revenue crossings.

DELAWARE RIVER JOINT TOLL BRIDGE COMMISSION

EASTON - PHILLIPSBURG TOLL BRIDGE

COMPARATIVE STATEMENT OF TOLL TRAFFIC AND REVENUE

DECEMBER 2017

| JANUARY 1, 2016<br>DECEMBER 30, 2016<br>366 DAYS |                  | JANUARY 1, 2017<br>DECEMBER 30, 2017<br>365 DAYS |                  | VEHICLE CLASS       | MONTH OF<br>DECEMBER 2017<br>31 DAYS |                  | MONTH OF<br>DECEMBER 2016<br>31 DAYS |                  |
|--|------------------|--|------------------|---------------------|--------------------------------------|------------------|--------------------------------------|------------------|
| NUMBER OF<br>VEHICLES                            | TOTAL<br>REVENUE | NUMBER OF<br>VEHICLES                            | TOTAL<br>REVENUE |                     | NUMBER OF<br>VEHICLES                | TOTAL<br>REVENUE | NUMBER OF<br>VEHICLES                | TOTAL<br>REVENUE |
| 5,089,420  | \$ 5,115,038.00  | 5,052,071  | \$ 5,078,528.00  | Passenger           | 416,475                              | \$ 417,795.00    | 426,332                              | \$ 427,585.00    |
|  | (209,537.36)     |  | (174,762.85)     | Discounts *         |                                      | (13,304.95)      |                                      | (15,852.51)      |
| 5,089,420  | \$ 4,905,500.64  | 5,052,071  | \$ 4,903,763.15  | TOTAL PASSENGER     | 416,475                              | \$ 404,490.05    | 426,332                              | \$ 411,732.49    |
| 128,788  | 832,105.95       | 84,107   | 543,311.60       | 2-Axle Trucks       | 6,725                                | 43,309.50        | 10,421                               | 67,288.65        |
| 37,320   | 441,916.80       | 37,038   | 439,900.80       | 3-Axle Trucks       | 3,247                                | 38,516.40        | 3,098                                | 36,705.60        |
| 33,674   | 534,172.80       | 31,129   | 493,856.00       | 4-Axle Trucks       | 1,977                                | 31,379.20        | 2,145                                | 33,913.60        |
| 124,949  | 2,449,336.00     | 127,787  | 2,506,688.00     | 5-Axle Trucks       | 8,773                                | 171,954.00       | 9,597                                | 187,612.00       |
| 1,523  | 36,120.00        | 1,351  | 31,960.80        | 6-Axle Trucks       | 80                                   | 1,915.20         | 104                                  | 2,431.20         |
| 36   | 1,066.00         | 37   | 1,032.40         | 7-Axle Trucks       | 1                                    | 28.00            | 4                                    | 112.00           |
|  |                  | -  |                  | Permits             | -                                    | -                | -                                    |                  |
| 326,290  | \$ 4,294,717.55  | 281,449  | \$ 4,016,749.60  | TOTAL TRUCKS        | 20,803                               | \$ 287,102.30    | 25,369                               | \$ 328,063.05    |
| 5,415,710  | \$ 9,200,218.19  | 5,333,520  | \$ 8,920,512.75  | TOTAL TOLL VEHICLES | 437,278                              | \$ 691,592.35    | 451,701                              | \$ 739,795.54    |
| 14,797   | \$ 25,137.21     | 14,612   | \$ 24,439.76     | DAILY AVERAGE       | 14,106                               | \$ 22,309.43     | 14,571                               | \$ 23,864.37     |
| Rate Change                                      |                  |  |                  | Rate Change         |                                      |                  |                                      |                  |
| Traffic (toll)                                   |                  |  |                  | Traffic (toll)      |                                      |                  |                                      |                  |
| Autos  |                  |  |                  | Autos               |                                      |                  |                                      |                  |
| Trucks   |                  |  |                  | Trucks              |                                      |                  |                                      |                  |
| Revenue  |                  |  |                  | Revenue             |                                      |                  |                                      |                  |
| Autos  |                  |  |                  | Autos               |                                      |                  |                                      |                  |
| Trucks   |                  |  |                  | Trucks              |                                      |                  |                                      |                  |

\* Discounts represents rebates for commuter discounts earned when a customer crosses the Commission's bridges 20 times in a 35 day period, and Commission vehicle's non-revenue crossings.

DELAWARE RIVER JOINT TOLL BRIDGE COMMISSION

PORTLAND - COLUMBIA TOLL BRIDGE

COMPARATIVE STATEMENT OF TOLL TRAFFIC AND REVENUE

DECEMBER 2017

| JANUARY 1, 2016<br>DECEMBER 30, 2016<br>366 DAYS |                  | JANUARY 1, 2017<br>DECEMBER 30, 2017<br>365 DAYS |                  | VEHICLE CLASS         | MONTH OF<br>DECEMBER 2017<br>31 DAYS |                  | MONTH OF<br>DECEMBER 2016<br>31 DAYS |                  |
|--|------------------|--|------------------|-----------------------|--------------------------------------|------------------|--------------------------------------|------------------|
| NUMBER OF<br>VEHICLES                            | TOTAL<br>REVENUE | NUMBER OF<br>VEHICLES                            | TOTAL<br>REVENUE |                       | NUMBER OF<br>VEHICLES                | TOTAL<br>REVENUE | NUMBER OF<br>VEHICLES                | TOTAL<br>REVENUE |
| 1,185,340  | \$ 1,196,104.00  | 1,182,950  | \$ 1,193,808.00  | Passenger             | 93,378                               | \$ 93,887.00     | 90,214                               | \$ 90,650.00     |
|  | (52,869.49)      |  | (45,771.64)      | Discounts *           |                                      | (3,381.94)       |                                      | (3,727.26)       |
| 1,185,340  | \$ 1,143,234.51  | 1,182,950  | \$ 1,148,036.36  | TOTAL PASSENGER       | 93,378                               | \$ 90,505.06     | 90,214                               | \$ 86,922.74     |
| 27,388   | 177,065.20       | 18,402   | 118,979.90       | 2-Axle Trucks         | 1,532                                | 9,791.60         | 2,361                                | 15,241.85        |
| 10,494   | 125,068.80       | 9,232  | 109,933.20       | 3-Axle Trucks         | 591                                  | 7,045.20         | 1,060                                | 12,669.60        |
| 24,133   | 385,440.00       | 27,739   | 442,027.20       | 4-Axle Trucks         | 2,169                                | 34,603.20        | 862                                  | 13,755.20        |
| 33,178   | 657,236.00       | 34,608   | 684,058.00       | 5-Axle Trucks         | 2,341                                | 46,238.00        | 2,029                                | 40,172.00        |
| 299  | 7,154.40         | 458  | 10,948.80        | 6-Axle Trucks         | 35                                   | 840.00           | 33                                   | 789.60           |
| 22   | 633.20           | 17   | 473.20           | 7-Axle Trucks         | 1                                    | 28.00            | 10                                   | 280.00           |
|  |                  |  |                  | Permits               |                                      |                  |                                      |                  |
| 95,514   | \$ 1,352,597.60  | 90,456   | \$ 1,366,420.30  | TOTAL TRUCKS          | 6,669                                | \$ 98,546.00     | 6,355                                | \$ 82,908.25     |
| 1,280,854  | \$ 2,495,832.11  | 1,273,406  | \$ 2,514,456.66  | TOTAL TOLL VEHICLES   | 100,047                              | \$ 189,051.06    | 96,569                               | \$ 169,830.99    |
| 3,500  | \$ 6,819.21      | 3,489  | \$ 6,888.92      | DAILY AVERAGE         | 3,227                                | \$ 6,098.42      | 3,115                                | \$ 5,478.42      |
| <b>Rate Change</b>                               |                  |  |                  | <b>Rate Change</b>    |                                      |                  |                                      |                  |
| <b>Traffic (toll)</b>                            |                  |  |                  | <b>Traffic (toll)</b> |                                      |                  |                                      |                  |
| Autos  |                  |  |                  | Autos                 |                                      |                  |                                      |                  |
| Trucks   |                  |  |                  | Trucks                |                                      |                  |                                      |                  |
| <b>Revenue</b>                                   |                  |  |                  | <b>Revenue</b>        |                                      |                  |                                      |                  |
| Autos  |                  |  |                  | Autos                 |                                      |                  |                                      |                  |
| Trucks   |                  |  |                  | Trucks                |                                      |                  |                                      |                  |

\* Discounts represents rebates for commuter discounts earned when a customer crosses the Commission's bridges 20 times in a 35 day period, and Commission vehicle's non-revenue crossings.

DELAWARE RIVER JOINT TOLL BRIDGE COMMISSION  
DELAWARE WATER GAP TOLL BRIDGE  
COMPARATIVE STATEMENT OF TOLL TRAFFIC AND REVENUE

DECEMBER 2017

| JANUARY 1, 2016<br>DECEMBER 30, 2016<br>366 DAYS |                  | JANUARY 1, 2017<br>DECEMBER 30, 2017<br>365 DAYS |                  | VEHICLE CLASS       | MONTH OF<br>DECEMBER 2017<br>31 DAYS |                  | MONTH OF<br>DECEMBER 2016<br>31 DAYS |                  |
|--|------------------|--|------------------|---------------------|--------------------------------------|------------------|--------------------------------------|------------------|
| NUMBER OF<br>VEHICLES                            | TOTAL<br>REVENUE | NUMBER OF<br>VEHICLES                            | TOTAL<br>REVENUE |                     | NUMBER OF<br>VEHICLES                | TOTAL<br>REVENUE | NUMBER OF<br>VEHICLES                | TOTAL<br>REVENUE |
| 8,351,245  | \$ 8,403,527.00  | 8,340,246  | \$ 8,404,306.00  | Passenger           | 655,136                              | \$ 657,757.00    | 650,511                              | \$ 653,017.00    |
| -  | (321,350.85)     | -  | (295,738.77)     | Discounts *         | -                                    | (23,232.30)      | -                                    | (24,841.21)      |
| 8,351,245  | \$ 8,082,176.15  | 8,340,246  | \$ 8,108,567.23  | TOTAL PASSENGER     | 655,136                              | \$ 634,524.70    | 650,511                              | \$ 628,175.79    |
| 158,796  | 1,021,297.55     | 190,428  | 1,223,099.15     | 2-Axle Trucks       | 10,427                               | 67,023.45        | 13,801                               | 88,758.15        |
| 88,030   | 1,037,434.80     | 121,285  | 1,427,176.80     | 3-Axle Trucks       | 10,148                               | 119,262.00       | 6,987                                | 82,068.00        |
| 93,805   | 1,468,395.20     | 123,696  | 1,940,697.60     | 4-Axle Trucks       | 8,516                                | 133,027.20       | 7,176                                | 112,462.40       |
| 1,066,350  | 20,892,674.00    | 1,002,276  | 19,653,942.00    | 5-Axle Trucks       | 78,369                               | 1,539,060.00     | 86,087                               | 1,684,908.00     |
| 30,578   | 709,804.80       | 32,774   | 762,340.80       | 6-Axle Trucks       | 2,394                                | 55,992.00        | 2,426                                | 56,292.00        |
| 1,767  | 50,207.20        | 852  | 23,703.60        | 7-Axle Trucks       | 48                                   | 1,338.40         | 144                                  | 3,979.20         |
| 13   | 799.10           |  |                  | Permits             |                                      |                  | 2                                    | 137.90           |
| -  |                  |  |                  |                     |                                      |                  |                                      |                  |
| 1,439,339  | \$ 25,180,612.65 | 1,471,311  | \$ 25,030,959.95 | TOTAL TRUCKS        | 109,902                              | \$ 1,915,703.05  | 116,623                              | \$ 2,028,605.65  |
| 9,790,584  | \$ 33,262,788.80 | 9,811,557  | \$ 33,139,527.18 | TOTAL TOLL VEHICLES | 765,038                              | \$ 2,550,227.75  | 767,134                              | \$ 2,656,781.44  |
| 26,750   | \$ 90,881.94     | 26,881   | \$ 90,793.23     | DAILY AVERAGE       | 24,679                               | \$ 82,265.41     | 24,746                               | \$ 85,702.63     |
|  |                  |  |                  |                     |                                      |                  |                                      |                  |
| Rate Change                                      |                  |  |                  |                     | Rate Change                          |                  |                                      |                  |
| Traffic (toll)                                   |                  | 0.21%  |                  |                     | Traffic (toll)                       |                  | -0.27%                               |                  |
| Autos  |                  | -0.13%   |                  |                     | Autos                                |                  | 0.71%                                |                  |
| Trucks   |                  | 2.22%  |                  |                     | Trucks                               |                  | -5.76%                               |                  |
| Revenue  |                  | -0.37%   |                  |                     | Revenue                              |                  | -4.01%                               |                  |
| Autos  |                  | 0.33%  |                  |                     | Autos                                |                  | 1.01%                                |                  |
| Trucks   |                  | -0.59%   |                  |                     | Trucks                               |                  | -5.57%                               |                  |

\* Discounts represents rebates for commuter discounts earned when a customer crosses the Commission's bridges 20 times in a 35 day period, and Commission vehicle's non-revenue crossings.



DELAWARE RIVER JOINT TOLL BRIDGE COMMISSION

MILFORD - MONTAGUE TOLL BRIDGE

COMPARATIVE STATEMENT OF TOLL TRAFFIC AND REVENUE

DECEMBER 2017

| JANUARY 1, 2016<br>DECEMBER 30, 2016<br>366 DAYS |                  | JANUARY 1, 2017<br>DECEMBER 30, 2017<br>365 DAYS |                  | VEHICLE CLASS       | MONTH OF<br>DECEMBER 2017<br>31 DAYS |                  | MONTH OF<br>DECEMBER 2016<br>31 DAYS |                  |
|--|------------------|--|------------------|---------------------|--------------------------------------|------------------|--------------------------------------|------------------|
| NUMBER OF<br>VEHICLES                            | TOTAL<br>REVENUE | NUMBER OF<br>VEHICLES                            | TOTAL<br>REVENUE |                     | NUMBER OF<br>VEHICLES                | TOTAL<br>REVENUE | NUMBER OF<br>VEHICLES                | TOTAL<br>REVENUE |
| 1,301,165  | \$ 1,312,154.00  | 1,272,963  | \$ 1,283,688.00  | Passenger           | 96,324                               | \$ 96,808.00     | 95,999                               | \$ 96,434.00     |
|  | (54,031.61)      |  | (44,871.59)      | Discounts *         |                                      | (3,222.30)       |                                      | (4,129.92)       |
| 1,301,165  | \$ 1,258,122.39  | 1,272,963  | \$ 1,238,816.41  | TOTAL PASSENGER     | 96,324                               | \$ 93,585.70     | 95,999                               | \$ 92,304.08     |
| 25,995   | 167,918.40       | 17,630   | 113,885.20       | 2-Axle Trucks       | 1,231                                | 7,890.35         | 2,179                                | 14,060.15        |
| 3,399  | 40,550.40        | 3,944  | 47,082.00        | 3-Axle Trucks       | 151                                  | 1,795.20         | 176                                  | 2,100.00         |
| 2,122  | 33,809.60        | 3,175  | 50,611.20        | 4-Axle Trucks       | 212                                  | 3,377.60         | 123                                  | 1,950.40         |
| 8,013  | 158,396.00       | 9,206  | 182,260.00       | 5-Axle Trucks       | 752                                  | 14,892.00        | 660                                  | 13,080.00        |
| 82   | 1,958.40         | 100  | 2,395.20         | 6-Axle Trucks       | 6                                    | 144.00           | 23                                   | 552.00           |
| 11   | 296.80           | 19   | 523.60           | 7-Axle Trucks       | -                                    | -                | 5                                    | 131.60           |
| -  | -                | -  | -                | Permits             | -                                    | -                | -                                    | -                |
| 39,622   | \$ 402,929.60    | 34,074   | \$ 396,757.20    | TOTAL TRUCKS        | 2,352                                | \$ 28,099.15     | 3,166                                | \$ 31,874.15     |
| 1,340,787  | \$ 1,661,051.99  | 1,307,037  | \$ 1,635,573.61  | TOTAL TOLL VEHICLES | 98,676                               | \$ 121,684.85    | 99,165                               | \$ 124,178.23    |
| 3,663  | \$ 4,538.39      | 3,581  | \$ 4,481.02      | DAILY AVERAGE       | 3,183                                | \$ 3,925.32      | 3,199                                | \$ 4,005.75      |
| Rate Change                                      |                  |  |                  | Rate Change         |                                      |                  |                                      |                  |
| Traffic (toll)                                   |                  |  |                  | Traffic (toll)      |                                      |                  |                                      |                  |
| Autos  |                  |  |                  | Autos               |                                      |                  |                                      |                  |
| Trucks   |                  |  |                  | Trucks              |                                      |                  |                                      |                  |
| Revenue  |                  |  |                  | Revenue             |                                      |                  |                                      |                  |
| Autos  |                  |  |                  | Autos               |                                      |                  |                                      |                  |
| Trucks   |                  |  |                  | Trucks              |                                      |                  |                                      |                  |

\* Discounts represents rebates for commuter discounts earned when a customer crosses the Commission's bridges 20 times in a 35 day period, and Commission vehicle's non-revenue crossings.

# **Delaware River Joint Toll Bridge Commission** **Toll Supported Bridge - Westbound Traffic Counts**

**December 2017**

| Bridge                     | Westbound Volume |                  |               |                   |                   |               |
|----------------------------|------------------|------------------|---------------|-------------------|-------------------|---------------|
|                            | December 2017    | December 2016    | % Change      | YTD 2017          | YTD 2016          | % Change      |
| Lower Trenton              | 351,179          | 359,090          | -2.20%        | 4,133,735         | 4,220,223         | -2.05%        |
| Calhoun Street             | 204,959          | 260,365          | -21.28%       | 3,450,364         | 3,210,296         | 7.48%         |
| Scudder Falls              | 919,390          | 967,941          | -5.02%        | 11,614,455        | 11,864,386        | -2.11%        |
| Washington Crossing        | 96,427           | 119,164          | -19.08%       | 1,259,059         | 1,541,633         | -18.33%       |
| New Hope - Lambertville    | 229,004          | 180,902          | 26.59%        | 2,622,980         | 2,288,568         | 14.61%        |
| Centre Bridge - Stockton   | 69,557           | 60,209           | 15.53%        | 893,357           | 767,538           | 16.39%        |
| Uhlerstown - Frenchtown    | 58,675           | 63,187           | -7.14%        | 816,820           | 820,170           | -0.41%        |
| Upper Black Eddy - Milford | 47,019           | 53,686           | -12.42%       | 691,812           | 671,651           | 3.00%         |
| Riegelsville               | 45,634           | 59,747           | -23.62%       | 571,588           | 744,747           | -23.25%       |
| Northampton Street         | 374,199          | 366,219          | 2.18%         | 4,503,990         | 4,541,826         | -0.83%        |
| Riverton - Belvidere       | 63,772           | 68,164           | -6.44%        | 823,087           | 874,612           | -5.89%        |
| <b>Total</b>               | <b>2,459,815</b> | <b>2,558,674</b> | <b>-3.86%</b> | <b>31,381,248</b> | <b>31,545,650</b> | <b>-0.52%</b> |

Notes:

**Delaware River Joint Toll Bridge Commission**  
**Toll Supported Bridge - Two Way Traffic Counts**  
**December 2017**

| Bridge                   | Total Volume     |                  |               |                   |                   |               |
|--------------------------|------------------|------------------|---------------|-------------------|-------------------|---------------|
|                          | December 2017    | December 2016    | % Change      | YTD 2017          | YTD 2016          | % Change      |
| Lower Trenton            | 440,955          | 451,915          | -2.43%        | 5,595,983         | 5,452,648         | 2.63%         |
| Calhoun Street           | 496,522          | 512,132          | -3.05%        | 6,010,841         | 6,361,380         | -5.51%        |
| Scudder Falls            | 1,673,015        | 1,806,288        | -7.38%        | 21,433,477        | 22,067,416        | -2.87%        |
| Washington Crossing      | 163,990          | 208,282          | -21.27%       | 2,192,264         | 2,743,743         | -20.10%       |
| New Hope-Lambertville    | 408,132          | 394,553          | 3.44%         | 4,710,671         | 4,899,984         | -3.86%        |
| Centre Bridge - Stockton | 129,081          | 131,982          | -2.20%        | 1,693,360         | 1,680,965         | 0.74%         |
| Uhlerstown - Frenchtown  | 119,748          | 122,808          | -2.49%        | 1,614,161         | 1,595,402         | 1.18%         |
| Upper Black Eddy-Milford | 102,903          | 102,713          | 0.18%         | 1,302,321         | 1,346,356         | -3.27%        |
| Riegelsville             | 96,370           | 100,343          | -3.96%        | 1,198,278         | 1,245,987         | -3.83%        |
| Northampton Street       | 578,218          | 559,268          | 3.39%         | 6,814,146         | 7,068,617         | -3.60%        |
| Riverton - Belvidere     | 144,331          | 126,107          | 14.45%        | 1,825,044         | 1,626,062         | 12.24%        |
| <b>Total</b>             | <b>4,353,265</b> | <b>4,516,391</b> | <b>-3.61%</b> | <b>54,390,546</b> | <b>56,088,560</b> | <b>-3.03%</b> |

Notes:

**Delaware River Joint Toll Bridge Commission**  
**Toll Bridge - Two Way Traffic Counts**  
**December 2017**

| <b>Bridge</b>                  | <b>Total Volume (all classes)</b> |                      |                 |                   |                   |                 |
|--------------------------------|-----------------------------------|----------------------|-----------------|-------------------|-------------------|-----------------|
|                                | <b>December 2017</b>              | <b>December 2016</b> | <b>% Change</b> | <b>YTD 2017</b>   | <b>YTD 2016</b>   | <b>% Change</b> |
| <b>Trenton - Morrisville</b>   | 1,821,955                         | 1,764,991            | 3.23%           | 22,497,634        | 21,451,731        | 4.88%           |
| <b>New Hope - Lambertville</b> | 383,447                           | 362,745              | 5.71%           | 4,639,618         | 4,465,603         | 3.90%           |
| <b>Interstate 78</b>           | 2,019,088                         | 2,063,126            | -2.13%          | 24,690,164        | 24,920,291        | -0.92%          |
| <b>Easton - Phillipsburg</b>   | 1,093,587                         | 1,052,434            | 3.91%           | 13,010,958        | 12,613,146        | 3.15%           |
| <b>Portland - Columbia</b>     | 218,114                           | 225,080              | -3.09%          | 2,812,701         | 2,926,879         | -3.90%          |
| <b>Delaware Water Gap</b>      | 1,491,746                         | 1,547,240            | -3.59%          | 19,091,164        | 19,572,594        | -2.46%          |
| <b>Milford - Montague</b>      | 201,652                           | 180,184              | 11.91%          | 2,680,925         | 2,443,926         | 9.70%           |
| <b>Total</b>                   | <b>7,229,589</b>                  | <b>7,195,800</b>     | <b>0.47%</b>    | <b>89,423,164</b> | <b>88,394,170</b> | <b>1.16%</b>    |

Notes:

## **DELAWARE RIVER JOINT TOLL BRIDGE COMMISSION**

**Meeting of January 29, 2018**

### **STATISTICAL SUMMARY OF EXPENDITURES**

There follows reports entitled "**Budget vs Actual**" covering the month of December 2017 and the entire fiscal year 2017 relative to Toll Bridges, Toll Supported Bridges and Administration departments.

Total operating expense totaled \$4,278,901 for the month of December. For the fiscal year 2017, total operating expense amounted to \$58,527,399 or 92.7% of the operating budget.

Most budget line items finished the year as surplus. Several line items exceeded the operating budget for 2017. They included Overtime Wages which exceeded budget \$72,281 or 15.6%, due to higher than anticipated snow events during 2017. Telecommunications expense exceeded budget by \$165,527 or 17.7% due to higher operating cost associated with the new WAN installation. Professional Services exceeded the annual budget by \$164,642 or 13.0% due to higher than budgeted non-retainer legal fees.

There were several non-regular accruals for the month of December. Accruals were made for unused sick (\$50,940) and vacation time (\$35,334), as well as year-end payroll (\$124,212) which are normal year-end entries. There were no other unusual entries during the month of December.

**Delaware River Joint Toll Bridge Commission**  
**Budget vs Actual**  
**For the Twelve Months Ending December 31, 2017**

**TOTAL COMMISSION**

|   | Budget<br>2017      | Expended<br>For The<br>Month | Expended<br>Year To<br>Date | Encumbered | Budget<br>Remaining<br>Balance |
|---|---------------------|------------------------------|-----------------------------|------------|--------------------------------|
| Regular Employee Salaries                     | \$20,227,900        | \$1,549,589                  | \$19,611,314                | \$0        | \$616,586                      |
| Part-Time Employee Wages                      | 409,500             | 24,691                       | 317,595                     | 0          | 91,905                         |
| Summer Employee Wages                         | 114,695             | 0                            | 66,291                      | 0          | 48,404                         |
| Overtime Wages                                | 462,237             | 61,618                       | 534,519                     | 0          | (72,281)                       |
| Pension Contributions                         | 6,451,918           | 530,847                      | 6,010,948                   | 0          | 440,969                        |
| FICA Contributions                            | 1,701,309           | 125,166                      | 1,607,080                   | 0          | 94,229                         |
| Regular Employee Healthcare Benefits          | 10,599,332          | 593,392                      | 9,653,741                   | 0          | 945,592                        |
| Life Insurance Benefits                       | 174,637             | 15,068                       | 176,175                     | 0          | (1,538)                        |
| Unemployment Compensation Benefits            | 45,000              | 0                            | 2,922                       | 0          | 42,078                         |
| Utility Expense                               | 917,541             | 71,382                       | 614,291                     | 0          | 303,250                        |
| Office Expense                                | 263,326             | 22,905                       | 208,969                     | 0          | 54,356                         |
| Telecommunication Expense                     | 937,388             | 274,295                      | 1,102,915                   | 0          | (165,527)                      |
| Information Technology Expense                | 597,535             | 66,021                       | 530,701                     | 0          | 66,834                         |
| Professional Development/Meetings/Memberships | 239,430             | 10,008                       | 104,310                     | 0          | 135,120                        |
| Vehicle Maintenance Expense and Fuel          | 470,082             | 41,744                       | 309,010                     | 0          | 161,073                        |
| Operations Maintenance Expense                | 1,551,474           | 110,207                      | 981,009                     | 0          | 570,465                        |
| ESS Operating Maintenance Expense             | 1,497,000           | 185,966                      | 1,271,417                   | 0          | 225,583                        |
| Commission Expense                            | 22,500              | 2,556                        | 21,153                      | 0          | 1,347                          |
| Toll Collection Expense                       | 77,338              | 5,755                        | 67,498                      | 0          | 9,840                          |
| Uniform Expense                               | 101,456             | 18,816                       | 101,466                     | 0          | (10)                           |
| Business Insurance                            | 2,976,252           | 236,016                      | 2,838,524                   | 0          | 137,729                        |
| Licenses & Inspections Expense                | 11,100              | 1,221                        | 8,961                       | 0          | 2,139                          |
| Advertising                                   | 62,000              | 13,928                       | 23,081                      | 0          | 38,919                         |
| Professional Services                         | 1,271,000           | 134,931                      | 1,435,642                   | 0          | (164,642)                      |
| State Police Bridge Security                  | 5,716,366           | 462,371                      | 5,509,429                   | 0          | 206,937                        |
| EZPass Equipment/Maintenance                  | 1,327,870           | (107,543)                    | 880,109                     | 0          | 447,761                        |
| General Contingency                           | 300,000             | 0                            | 0                           | 0          | 300,000                        |
| EZPass Operating Expense                      | 4,623,995           | 367,803                      | 4,538,331                   | 0          | 85,665                         |
| <b>Total</b>                                  | <b>\$63,150,183</b> | <b>\$4,818,755</b>           | <b>\$58,527,399</b>         | <b>\$0</b> | <b>\$4,622,784</b>             |

**Delaware River Joint Toll Bridge Commission**  
**Budget vs Actual**  
**For the Twelve Months Ending December 31, 2017**

**ADMINISTRATION\***

|   | <b>Budget<br/>2017</b> | <b>Expended<br/>For The<br/>Month</b> | <b>Expended<br/>Year To<br/>Date</b> | <b>Encumbered</b> | <b>Budget<br/>Remaining<br/>Balance</b> |
|---|------------------------|---------------------------------------|--------------------------------------|-------------------|---|
| Regular Employee Salaries                     | \$3,881,903            | \$342,411                             | \$3,896,559                          | \$0               | \$(14,656)                              |
| Summer Employee Wages                         | 8,196                  | 0                                     | 0                                    | 0                 | 8,196                                   |
| Overtime Wages                                | 5,200                  | 813                                   | 2,739                                | 0                 | 2,461                                   |
| Pension Contributions                         | 1,152,413              | 98,180                                | 1,111,133                            | 0                 | 41,280                                  |
| FICA Contributions                            | 297,990                | 18,125                                | 274,209                              | 0                 | 23,782                                  |
| Regular Employee Healthcare Benefits          | 1,314,429              | 45,281                                | 1,231,515                            | 0                 | 82,914                                  |
| Life Insurance Benefits                       | 32,235                 | 2,641                                 | 32,111                               | 0                 | 124                                     |
| Unemployment Compensation Benefits            | 45,000                 | 0                                     | 2,922                                | 0                 | 42,078                                  |
| Office Expense                                | 215,850                | 15,999                                | 190,473                              | 0                 | 25,377                                  |
| Telecommunication Expense                     | 143,122                | 14,466                                | 205,355                              | 0                 | (62,233)                                |
| Information Technology Expense                | 570,000                | 66,021                                | 530,701                              | 0                 | 39,299                                  |
| Professional Development/Meetings/Memberships | 146,510                | 5,609                                 | 65,276                               | 0                 | 81,234                                  |
| Vehicle Maintenance Expense and Fuel          | 2,824                  | 0                                     | 342                                  | 0                 | 2,482                                   |
| Commission Expense                            | 22,500                 | 2,556                                 | 21,153                               | 0                 | 1,347                                   |
| Business Insurance                            | 274,638                | 9,716                                 | 116,696                              | 0                 | 157,941                                 |
| Advertising                                   | 62,000                 | 13,928                                | 23,081                               | 0                 | 38,919                                  |
| Professional Services                         | 991,000                | 117,598                               | 1,274,370                            | 0                 | (283,370)                               |
| General Contingency                           | 300,000                | 0                                     | 0                                    | 0                 | 300,000                                 |
| <b>TOTAL</b>                                  | <b>\$9,465,811</b>     | <b>\$753,346</b>                      | <b>\$8,978,634</b>                   | <b>\$0</b>        | <b>\$487,176</b>                        |

\* Includes Executive, Human Resources, Accounting, EZPass, Purchasing, Information Technology, Community Affairs and Contract/Compliance.

**Delaware River Joint Toll Bridge Commission**  
**Budget vs Actual**  
**For the Twelve Months Ending December 31, 2017**

**ADMINISTRATION - OPERATIONS\***

|   | <b>Budget<br/>2017</b> | <b>Expended<br/>For The<br/>Month</b> | <b>Expended<br/>Year To<br/>Date</b> | <b>Encumbered</b> | <b>Budget<br/>Remaining<br/>Balance</b> |
|---|------------------------|---------------------------------------|--------------------------------------|-------------------|---|
| Regular Employee Salaries                     | \$1,464,130            | \$4,969                               | \$1,356,369                          | \$0               | \$107,760                               |
| Overtime Wages                                | 15,000                 | 7,475                                 | 45,738                               | 0                 | (30,738)                                |
| Pension Contributions                         | 752,902                | 61,536                                | 684,849                              | 0                 | 68,053                                  |
| FICA Contributions                            | 191,566                | 13,217                                | 188,142                              | 0                 | 3,424                                   |
| Regular Employee Healthcare Benefits          | 817,107                | 47,509                                | 736,425                              | 0                 | 80,682                                  |
| Life Insurance Benefits                       | 20,317                 | 1,780                                 | 20,711                               | 0                 | (395)                                   |
| Office Expense                                | 15,900                 | 273                                   | 3,238                                | 0                 | 12,662                                  |
| Telecommunication Expense                     | 92,540                 | 14,901                                | 77,888                               | 0                 | 14,652                                  |
| Professional Development/Meetings/Memberships | 61,850                 | 3,609                                 | 18,237                               | 0                 | 43,614                                  |
| Vehicle Maintenance Expense and Fuel          | 1,000                  | 0                                     | 847                                  | 0                 | 153                                     |
| ESS Operating Maintenance Expense             | 1,497,000              | 185,966                               | 1,271,417                            | 0                 | 225,583                                 |
| Uniform Expense                               | 8,800                  | 9,228                                 | 15,751                               | 0                 | (6,951)                                 |
| Business Insurance                            | 75,225                 | 6,234                                 | 74,832                               | 0                 | 392                                     |
| Professional Services                         | 280,000                | 17,333                                | 161,271                              | 0                 | 118,729                                 |
| <b>TOTAL</b>                                  | <b>\$5,293,337</b>     | <b>\$374,030</b>                      | <b>\$4,655,717</b>                   | <b>\$0</b>        | <b>\$637,620</b>                        |

\* Includes Engineering, Security, Safety & Training, Policy and Planning, Plant & Facility, Electronic Security & Surveillance, and Compact Authorized Investment.



**Delaware River Joint Toll Bridge Commission**  
**Budget vs Actual**  
**For the Twelve Months Ending December 31, 2017**

**TRENTON - MORRISVILLE TOLL BRIDGE**

|   | Budget<br>2017     | Expended<br>For The<br>Month | Expended<br>Year To<br>Date | Encumbered | Budget<br>Remaining<br>Balance |
|---|--------------------|------------------------------|-----------------------------|------------|--------------------------------|
| Regular Employee Salaries                     | \$1,702,746        | \$131,921                    | \$1,624,158                 | \$0        | \$78,589                       |
| Part-Time Employee Wages                      | 81,000             | 5,210                        | 56,641                      | 0          | 24,359                         |
| Summer Employee Wages                         | 26,993             | 0                            | 19,789                      | 0          | 7,204                          |
| Overtime Wages                                | 35,400             | 8,309                        | 51,658                      | 0          | (16,259)                       |
| Pension Contributions                         | 515,708            | 41,815                       | 477,522                     | 0          | 38,186                         |
| FICA Contributions                            | 141,230            | 10,610                       | 131,378                     | 0          | 9,852                          |
| Regular Employee Healthcare Benefits          | 992,202            | 58,612                       | 905,342                     | 0          | 86,860                         |
| Life Insurance Benefits                       | 13,953             | 1,380                        | 16,147                      | 0          | (2,193)                        |
| Utility Expense                               | 149,950            | 8,784                        | 114,017                     | 0          | 35,933                         |
| Office Expense                                | 4,125              | 83                           | 971                         | 0          | 3,154                          |
| Telecommunication Expense                     | 59,389             | 14,246                       | 79,910                      | 0          | (20,521)                       |
| Information Technology Expense                | 7,160              | 0                            | 0                           | 0          | 7,160                          |
| Professional Development/Meetings/Memberships | 3,000              | 0                            | 692                         | 0          | 2,308                          |
| Vehicle Maintenance Expense and Fuel          | 89,080             | 10,671                       | 70,494                      | 0          | 18,586                         |
| Operations Maintenance Expense                | 218,995            | 45,344                       | 202,327                     | 0          | 16,668                         |
| Toll Collection Expense                       | 12,300             | 1,420                        | 11,959                      | 0          | 341                            |
| Uniform Expense                               | 20,900             | 11                           | 20,947                      | 0          | (47)                           |
| Business Insurance                            | 376,581            | 31,491                       | 378,681                     | 0          | (2,100)                        |
| Licenses & Inspections Expense                | 480                | 90                           | 390                         | 0          | 90                             |
| State Police Bridge Security                  | 828,302            | 68,662                       | 817,852                     | 0          | 10,450                         |
| EZPass Equipment/Maintenance                  | 207,480            | (16,809)                     | 137,561                     | 0          | 69,919                         |
| EZPass Operating Expense                      | 958,092            | 78,048                       | 963,036                     | 0          | (4,944)                        |
| <b>TOTAL</b>                                  | <b>\$6,445,065</b> | <b>\$499,897</b>             | <b>\$6,081,473</b>          | <b>\$0</b> | <b>\$363,592</b>               |

**Delaware River Joint Toll Bridge Commission**  
**Budget vs Actual**  
**For the Twelve Months Ending December 31, 2017**

**NEW HOPE - LAMBERTVILLE TOLL BRIDGE**

|   | Budget<br>2017     | Expended<br>For The<br>Month | Expended<br>Year To<br>Date | Encumbered | Budget<br>Remaining<br>Balance |
|---|--------------------|------------------------------|-----------------------------|------------|--------------------------------|
| Regular Employee Salaries                     | \$1,103,356        | \$92,268                     | \$1,100,601                 | \$0        | \$2,755                        |
| Part-Time Employee Wages                      | 12,000             | 795                          | 9,828                       | 0          | 2,172                          |
| Summer Employee Wages                         | 3,296              | 0                            | 9,566                       | 0          | (6,270)                        |
| Overtime Wages                                | 31,800             | 5,395                        | 28,490                      | 0          | 3,310                          |
| Pension Contributions                         | 336,801            | 27,385                       | 310,618                     | 0          | 26,183                         |
| FICA Contributions                            | 88,010             | 7,189                        | 86,390                      | 0          | 1,620                          |
| Regular Employee Healthcare Benefits          | 614,008            | 36,394                       | 562,240                     | 0          | 51,769                         |
| Life Insurance Benefits                       | 9,070              | 673                          | 8,406                       | 0          | 665                            |
| Utility Expense                               | 157,990            | 14,660                       | 96,041                      | 0          | 61,949                         |
| Office Expense                                | 2,425              | 11                           | 411                         | 0          | 2,014                          |
| Telecommunication Expense                     | 51,548             | 10,381                       | 66,734                      | 0          | (15,186)                       |
| Information Technology Expense                | 7,920              | 0                            | 0                           | 0          | 7,920                          |
| Professional Development/Meetings/Memberships | 2,120              | 0                            | 1,168                       | 0          | 952                            |
| Vehicle Maintenance Expense and Fuel          | 78,760             | 1,597                        | 25,309                      | 0          | 53,451                         |
| Operations Maintenance Expense                | 158,800            | 16,017                       | 109,381                     | 0          | 49,419                         |
| Toll Collection Expense                       | 7,200              | 975                          | 5,122                       | 0          | 2,078                          |
| Uniform Expense                               | 3,000              | 0                            | 6,883                       | 0          | (3,883)                        |
| Business Insurance                            | 262,506            | 21,821                       | 262,234                     | 0          | 272                            |
| Licenses & Inspections Expense                | 940                | 0                            | 1,123                       | 0          | (183)                          |
| State Police Bridge Security                  | 178,351            | 14,287                       | 170,179                     | 0          | 8,171                          |
| EZPass Equipment/Maintenance                  | 165,984            | (13,443)                     | 110,014                     | 0          | 55,970                         |
| EZPass Operating Expense                      | 267,729            | 20,818                       | 256,871                     | 0          | 10,858                         |
| <b>TOTAL</b>                                  | <b>\$3,543,614</b> | <b>\$257,222</b>             | <b>\$3,227,609</b>          | <b>\$0</b> | <b>\$316,005</b>               |

**Delaware River Joint Toll Bridge Commission**  
**Budget vs Actual**  
**For the Twelve Months Ending December 31, 2017**

**INTERSTATE - 78 TOLL BRIDGE**

|   | Budget<br>2017     | Expended<br>For The<br>Month | Expended<br>Year To<br>Date | Encumbered | Budget<br>Remaining<br>Balance |
|---|--------------------|------------------------------|-----------------------------|------------|--------------------------------|
| Regular Employee Salaries                     | \$2,393,668        | \$184,183                    | \$2,256,139                 | \$0        | \$137,529                      |
| Part-Time Employee Wages                      | 80,000             | 5,127                        | 38,741                      | 0          | 41,259                         |
| Summer Employee Wages                         | 16,400             | 0                            | 6,873                       | 0          | 9,527                          |
| Overtime Wages                                | 60,900             | 6,211                        | 75,588                      | 0          | (14,688)                       |
| Pension Contributions                         | 728,270            | 60,162                       | 681,810                     | 0          | 46,460                         |
| FICA Contributions                            | 195,149            | 14,194                       | 178,323                     | 0          | 16,826                         |
| Regular Employee Healthcare Benefits          | 1,371,573          | 81,256                       | 1,246,063                   | 0          | 125,511                        |
| Life Insurance Benefits                       | 19,626             | 1,626                        | 19,417                      | 0          | 209                            |
| Utility Expense                               | 141,000            | 20,391                       | 92,987                      | 0          | 48,013                         |
| Office Expense                                | 6,430              | 3,533                        | 5,230                       | 0          | 1,200                          |
| Telecommunication Expense                     | 130,932            | 58,907                       | 138,081                     | 0          | (7,149)                        |
| Information Technology Expense                | 2,795              | 0                            | 0                           | 0          | 2,795                          |
| Professional Development/Meetings/Memberships | 7,700              | 481                          | 5,045                       | 0          | 2,655                          |
| Vehicle Maintenance Expense and Fuel          | 77,000             | 5,614                        | 60,304                      | 0          | 16,696                         |
| Operations Maintenance Expense                | 400,972            | (24,900)                     | 228,431                     | 0          | 172,541                        |
| Toll Collection Expense                       | 13,000             | 499                          | 13,428                      | 0          | (428)                          |
| Uniform Expense                               | 12,000             | 7,153                        | 10,969                      | 0          | 1,031                          |
| Business Insurance                            | 473,153            | 39,613                       | 476,407                     | 0          | (3,253)                        |
| Licenses & Inspections Expense                | 1,500              | 410                          | 1,681                       | 0          | (181)                          |
| State Police Bridge Security                  | 976,355            | 79,759                       | 950,030                     | 0          | 26,326                         |
| EZPass Equipment/Maintenance                  | 248,976            | (20,184)                     | 164,844                     | 0          | 84,132                         |
| EZPass Operating Expense                      | 1,431,589          | 112,989                      | 1,394,168                   | 0          | 37,421                         |
| <b>TOTAL</b>                                  | <b>\$8,788,989</b> | <b>\$637,023</b>             | <b>\$8,044,556</b>          | <b>\$0</b> | <b>\$744,433</b>               |

**Delaware River Joint Toll Bridge Commission**  
**Budget vs Actual**  
**For the Twelve Months Ending December 31, 2017**

**EASTON - PHILLIPSBURG TOLL BRIDGE**

|   | Budget<br>2017     | Expended<br>For The<br>Month | Expended<br>Year To<br>Date | Encumbered | Budget<br>Remaining<br>Balance |
|---|--------------------|------------------------------|-----------------------------|------------|--------------------------------|
| Regular Employee Salaries                     | \$1,663,841        | \$149,496                    | \$1,668,593                 | \$0        | \$(4,752)                      |
| Part-Time Employee Wages                      | 86,000             | 2,492                        | 71,819                      | 0          | 14,181                         |
| Summer Employee Wages                         | 24,300             | 0                            | 19,623                      | 0          | 4,677                          |
| Overtime Wages                                | 44,000             | 3,191                        | 53,225                      | 0          | (9,225)                        |
| Pension Contributions                         | 506,716            | 41,425                       | 473,292                     | 0          | 33,425                         |
| FICA Contributions                            | 139,088            | 11,244                       | 135,979                     | 0          | 3,109                          |
| Regular Employee Healthcare Benefits          | 936,379            | 55,257                       | 848,457                     | 0          | 87,922                         |
| Life Insurance Benefits                       | 13,648             | 1,340                        | 15,624                      | 0          | (1,976)                        |
| Utility Expense                               | 128,500            | 7,349                        | 83,235                      | 0          | 45,265                         |
| Office Expense                                | 5,200              | 1,922                        | 4,230                       | 0          | 970                            |
| Telecommunication Expense                     | 108,527            | 36,775                       | 121,797                     | 0          | (13,270)                       |
| Information Technology Expense                | 2,415              | 0                            | 0                           | 0          | 2,415                          |
| Professional Development/Meetings/Memberships | 6,500              | 0                            | 5,592                       | 0          | 908                            |
| Vehicle Maintenance Expense and Fuel          | 56,800             | 2,145                        | 38,584                      | 0          | 18,216                         |
| Operations Maintenance Expense                | 180,170            | 21,665                       | 133,206                     | 0          | 46,964                         |
| Toll Collection Expense                       | 13,500             | 255                          | 12,204                      | 0          | 1,296                          |
| Uniform Expense                               | 10,000             | 0                            | 9,624                       | 0          | 376                            |
| Business Insurance                            | 192,932            | 16,311                       | 196,361                     | 0          | (3,429)                        |
| Licenses & Inspections Expense                | 2,600              | 166                          | 1,133                       | 0          | 1,467                          |
| State Police Bridge Security                  | 490,464            | 40,365                       | 480,798                     | 0          | 9,667                          |
| EZPass Equipment/Maintenance                  | 207,480            | (16,788)                     | 137,563                     | 0          | 69,917                         |
| EZPass Operating Expense                      | 613,142            | 48,329                       | 596,340                     | 0          | 16,802                         |
| <b>TOTAL</b>                                  | <b>\$5,432,202</b> | <b>\$422,940</b>             | <b>\$5,107,277</b>          | <b>\$0</b> | <b>\$324,925</b>               |

**Delaware River Joint Toll Bridge Commission**  
**Budget vs Actual**  
**For the Twelve Months Ending December 31, 2017**

**PORTLAND - COLUMBIA TOLL BRIDGE**

|   | Budget<br>2017     | Expended<br>For The<br>Month | Expended<br>Year To<br>Date | Encumbered | Budget<br>Remaining<br>Balance |
|---|--------------------|------------------------------|-----------------------------|------------|--------------------------------|
| Regular Employee Salaries                     | \$830,241          | \$57,672                     | \$693,034                   | \$0        | \$137,207                      |
| Part-Time Employee Wages                      | 22,000             | 2,645                        | 28,883                      | 0          | (6,883)                        |
| Summer Employee Wages                         | 13,655             | 0                            | 6,440                       | 0          | 7,215                          |
| Overtime Wages                                | 32,945             | 3,372                        | 31,024                      | 0          | 1,921                          |
| Pension Contributions                         | 256,107            | 20,719                       | 236,343                     | 0          | 19,764                         |
| FICA Contributions                            | 68,761             | 4,650                        | 56,975                      | 0          | 11,786                         |
| Regular Employee Healthcare Benefits          | 437,736            | 25,889                       | 396,873                     | 0          | 40,863                         |
| Life Insurance Benefits                       | 6,818              | 569                          | 5,619                       | 0          | 1,199                          |
| Utility Expense                               | 68,520             | 3,757                        | 44,186                      | 0          | 24,334                         |
| Office Expense                                | 3,373              | 834                          | 1,440                       | 0          | 1,934                          |
| Telecommunication Expense                     | 84,680             | 10,586                       | 64,209                      | 0          | 20,470                         |
| Information Technology Expense                | 2,415              | 0                            | 0                           | 0          | 2,415                          |
| Professional Development/Meetings/Memberships | 1,200              | 0                            | 872                         | 0          | 328                            |
| Vehicle Maintenance Expense and Fuel          | 32,804             | 3,523                        | 21,573                      | 0          | 11,231                         |
| Operations Maintenance Expense                | 119,195            | 10,939                       | 29,702                      | 0          | 89,493                         |
| Toll Collection Expense                       | 9,800              | 304                          | 7,305                       | 0          | 2,495                          |
| Uniform Expense                               | 5,000              | 0                            | 4,599                       | 0          | 401                            |
| Business Insurance                            | 142,168            | 11,922                       | 143,404                     | 0          | (1,236)                        |
| Licenses & Inspections Expense                | 650                | 300                          | 1,162                       | 0          | (512)                          |
| State Police Bridge Security                  | 113,184            | 9,386                        | 111,801                     | 0          | 1,383                          |
| EZPass Equipment/Maintenance                  | 124,488            | (10,067)                     | 82,556                      | 0          | 41,932                         |
| EZPass Operating Expense                      | 132,709            | 10,593                       | 130,704                     | 0          | 2,004                          |
| <b>TOTAL</b>                                  | <b>\$2,508,449</b> | <b>\$167,591</b>             | <b>\$2,098,703</b>          | <b>\$0</b> | <b>\$409,746</b>               |

**Delaware River Joint Toll Bridge Commission**  
**Budget vs Actual**  
**For the Twelve Months Ending December 31, 2017**

**DELAWARE WATER GAP TOLL BRIDGE**

|   | Budget<br>2017     | Expended<br>For The<br>Month | Expended<br>Year To<br>Date | Encumbered | Budget<br>Remaining<br>Balance |
|---|--------------------|------------------------------|-----------------------------|------------|--------------------------------|
| Regular Employee Salaries                     | \$2,434,429        | \$206,617                    | \$2,508,970                 | \$0        | \$(74,541)                     |
| Part-Time Employee Wages                      | 110,000            | 5,309                        | 76,563                      | 0          | 33,437                         |
| Summer Employee Wages                         | 8,200              | 0                            | 0                           | 0          | 8,200                          |
| Overtime Wages                                | 94,230             | 10,508                       | 132,344                     | 0          | (38,114)                       |
| Pension Contributions                         | 750,253            | 61,203                       | 697,133                     | 0          | 53,121                         |
| FICA Contributions                            | 202,485            | 16,860                       | 206,813                     | 0          | (4,329)                        |
| Regular Employee Healthcare Benefits          | 1,400,756          | 82,458                       | 1,266,195                   | 0          | 134,560                        |
| Life Insurance Benefits                       | 19,958             | 1,717                        | 20,393                      | 0          | (435)                          |
| Utility Expense                               | 92,400             | 9,924                        | 55,559                      | 0          | 36,841                         |
| Office Expense                                | 5,649              | 229                          | 1,101                       | 0          | 4,548                          |
| Telecommunication Expense                     | 68,675             | 24,730                       | 89,213                      | 0          | (20,538)                       |
| Information Technology Expense                | 2,415              | 0                            | 0                           | 0          | 2,415                          |
| Professional Development/Meetings/Memberships | 2,500              | 127                          | 4,629                       | 0          | (2,129)                        |
| Vehicle Maintenance Expense and Fuel          | 71,574             | 12,517                       | 56,425                      | 0          | 15,149                         |
| Operations Maintenance Expense                | 166,470            | 16,161                       | 124,898                     | 0          | 41,572                         |
| Toll Collection Expense                       | 12,338             | 1,178                        | 11,252                      | 0          | 1,086                          |
| Uniform Expense                               | 10,500             | 443                          | 9,809                       | 0          | 691                            |
| Business Insurance                            | 394,143            | 33,094                       | 398,152                     | 0          | (4,009)                        |
| Licenses & Inspections Expense                | 1,500              | 0                            | 876                         | 0          | 624                            |
| State Police Bridge Security                  | 766,565            | 62,651                       | 748,265                     | 0          | 18,300                         |
| EZPass Equipment/Maintenance                  | 248,976            | (20,185)                     | 165,015                     | 0          | 83,961                         |
| EZPass Operating Expense                      | 1,084,789          | 86,397                       | 1,066,053                   | 0          | 18,736                         |
| <b>TOTAL</b>                                  | <b>\$7,948,804</b> | <b>\$611,937</b>             | <b>\$7,639,660</b>          | <b>\$0</b> | <b>\$309,144</b>               |

**Delaware River Joint Toll Bridge Commission**  
**Budget vs Actual**  
**For the Twelve Months Ending December 31, 2017**

**MILFORD - MONTAGUE TOLL BRIDGE**

|   | Budget<br>2017     | Expended<br>For The<br>Month | Expended<br>Year To<br>Date | Encumbered | Budget<br>Remaining<br>Balance |
|---|--------------------|------------------------------|-----------------------------|------------|--------------------------------|
| Regular Employee Salaries                     | \$820,590          | \$63,194                     | \$735,047                   | \$0        | \$85,543                       |
| Part-Time Employee Wages                      | 18,500             | 3,114                        | 35,120                      | 0          | (16,620)                       |
| Summer Employee Wages                         | 13,655             | 0                            | 4,000                       | 0          | 9,655                          |
| Overtime Wages                                | 28,250             | 3,201                        | 40,287                      | 0          | (12,037)                       |
| Pension Contributions                         | 251,851            | 20,483                       | 233,599                     | 0          | 18,252                         |
| FICA Contributions                            | 67,396             | 5,034                        | 61,391                      | 0          | 6,005                          |
| Regular Employee Healthcare Benefits          | 437,736            | 25,989                       | 398,152                     | 0          | 39,585                         |
| Life Insurance Benefits                       | 6,738              | 493                          | 5,560                       | 0          | 1,178                          |
| Utility Expense                               | 57,050             | 64                           | 55,732                      | 0          | 1,318                          |
| Office Expense                                | 3,373              | 22                           | 1,323                       | 0          | 2,050                          |
| Telecommunication Expense                     | 51,771             | 12,635                       | 56,133                      | 0          | (4,362)                        |
| Information Technology Expense                | 2,415              | 0                            | 0                           | 0          | 2,415                          |
| Professional Development/Meetings/Memberships | 1,200              | 181                          | 2,779                       | 0          | (1,579)                        |
| Vehicle Maintenance Expense and Fuel          | 37,620             | 3,788                        | 28,461                      | 0          | 9,159                          |
| Operations Maintenance Expense                | 122,685            | 10,458                       | 68,479                      | 0          | 54,206                         |
| Toll Collection Expense                       | 9,200              | 1,123                        | 6,228                       | 0          | 2,972                          |
| Uniform Expense                               | 5,000              | 0                            | 4,495                       | 0          | 505                            |
| Business Insurance                            | 118,645            | 9,981                        | 120,096                     | 0          | (1,451)                        |
| Licenses & Inspections Expense                | 650                | 0                            | 332                         | 0          | 318                            |
| State Police Bridge Security                  | 98,265             | 7,860                        | 93,626                      | 0          | 4,639                          |
| EZPass Equipment/Maintenance                  | 124,488            | (10,067)                     | 82,556                      | 0          | 41,932                         |
| EZPass Operating Expense                      | 135,945            | 10,630                       | 131,159                     | 0          | 4,787                          |
| <b>TOTAL</b>                                  | <b>\$2,413,024</b> | <b>\$168,183</b>             | <b>\$2,164,555</b>          | <b>\$0</b> | <b>\$248,469</b>               |

**Delaware River Joint Toll Bridge Commission**  
**Budget vs Actual**  
**For the Twelve Months Ending December 31, 2017**

**SOUTHERN DIVISION TOLL SUPPORTED BRIDGES**

|   | Budget<br>2017     | Expended<br>For The<br>Month | Expended<br>Year To<br>Date | Encumbered | Budget<br>Remaining<br>Balance |
|---|--------------------|------------------------------|-----------------------------|------------|--------------------------------|
| Regular Employee Salaries                     | \$2,114,962        | \$169,875                    | \$2,067,623                 | \$0        | \$47,339                       |
| Overtime Wages                                | 61,320             | 8,706                        | 45,328                      | 0          | 15,992                         |
| Pension Contributions                         | 645,703            | 52,298                       | 589,773                     | 0          | 55,930                         |
| FICA Contributions                            | 166,486            | 13,097                       | 158,452                     | 0          | 8,034                          |
| Regular Employee Healthcare Benefits          | 1,226,838          | 72,620                       | 1,107,913                   | 0          | 118,926                        |
| Life Insurance Benefits                       | 17,368             | 1,452                        | 17,067                      | 0          | 302                            |
| Utility Expense                               | 74,740             | 4,534                        | 47,825                      | 0          | 26,915                         |
| Telecommunication Expense                     | 57,728             | 32,624                       | 83,118                      | 0          | (25,390)                       |
| Professional Development/Meetings/Memberships | 4,250              | 0                            | 0                           | 0          | 4,250                          |
| Vehicle Maintenance Expense and Fuel          | 14,300             | 23                           | 1,036                       | 0          | 13,265                         |
| Operations Maintenance Expense                | 118,820            | 6,005                        | 47,444                      | 0          | 71,376                         |
| Uniform Expense                               | 15,756             | 624                          | 8,020                       | 0          | 7,735                          |
| Business Insurance                            | 465,625            | 38,884                       | 467,605                     | 0          | (1,981)                        |
| Licenses & Inspections Expense                | 900                | 180                          | 1,055                       | 0          | (155)                          |
| State Police Bridge Security                  | 1,743,492          | 138,203                      | 1,646,168                   | 0          | 97,324                         |
| <b>TOTAL</b>                                  | <b>\$6,728,287</b> | <b>\$539,125</b>             | <b>\$6,288,427</b>          | <b>\$0</b> | <b>\$439,860</b>               |



**Delaware River Joint Toll Bridge Commission**  
**Budget vs Actual**  
**For the Twelve Months Ending December 31, 2017**

**NORTHERN DIVISION TOLL SUPPORTED BRIDGES**

|   | Budget<br>2017     | Expended<br>For The<br>Month | Expended<br>Year To<br>Date | Encumbered | Budget<br>Remaining<br>Balance |
|---|--------------------|------------------------------|-----------------------------|------------|--------------------------------|
| Regular Employee Salaries                     | \$1,818,034        | \$146,983                    | \$1,704,220                 | \$0        | \$113,814                      |
| Overtime Wages                                | 53,192             | 4,437                        | 28,097                      | 0          | 25,095                         |
| Pension Contributions                         | 555,193            | 45,642                       | 514,877                     | 0          | 40,316                         |
| FICA Contributions                            | 143,149            | 10,948                       | 129,028                     | 0          | 14,121                         |
| Regular Employee Healthcare Benefits          | 1,050,567          | 62,128                       | 954,567                     | 0          | 96,000                         |
| Life Insurance Benefits                       | 14,906             | 1,396                        | 15,122                      | 0          | (216)                          |
| Utility Expense                               | 47,391             | 1,918                        | 24,707                      | 0          | 22,684                         |
| Office Expense                                | 1,000              | 0                            | 553                         | 0          | 447                            |
| Telecommunication Expense                     | 88,476             | 44,044                       | 120,476                     | 0          | (32,000)                       |
| Professional Development/Meetings/Memberships | 2,600              | 0                            | 22                          | 0          | 2,578                          |
| Vehicle Maintenance Expense and Fuel          | 8,320              | 1,868                        | 5,634                       | 0          | 2,686                          |
| Operations Maintenance Expense                | 65,367             | 8,518                        | 37,141                      | 0          | 28,226                         |
| Uniform Expense                               | 10,500             | 1,358                        | 10,369                      | 0          | 131                            |
| Business Insurance                            | 200,638            | 16,949                       | 204,055                     | 0          | (3,418)                        |
| Licenses & Inspections Expense                | 1,880              | 75                           | 1,209                       | 0          | 671                            |
| State Police Bridge Security                  | 521,389            | 41,197                       | 490,711                     | 0          | 30,678                         |
| <b>TOTAL</b>                                  | <b>\$4,582,601</b> | <b>\$387,461</b>             | <b>\$4,240,788</b>          | <b>\$0</b> | <b>\$341,813</b>               |

**DELAWARE RIVER JOINT TOLL BRIDGE COMMISSION SYSTEM**  
**STATEMENT OF REVENUE AND EXPENSES FOR THE TWELVE MONTHS ENDED DECEMBER 31, 2017**

|                                      | T-M                  | NH-L                | I-78                 | E-P                 | P-C                 | DWG                  | M-M                 | SDTS                  | NDTS                  | ADM                    | TOTAL<br>2017          | TOTAL<br>2016          |
|--------------------------------------|----------------------|---------------------|----------------------|---------------------|---------------------|----------------------|---------------------|-----------------------|-----------------------|------------------------|------------------------|------------------------|
| <b>TOLL REVENUE</b>                  |                      |                     |                      |                     |                     |                      |                     |                       |                       |                        |                        |                        |
| Net Toll Revenue                     | 17,017,584           | 3,111,761           | 61,248,519           | 9,100,454           | 2,468,450           | 32,322,931           | 1,609,381           | -                     | -                     | -                      | 126,879,081            | 127,194,268            |
| EZPass Fee                           | 302,325              | 81,103              | 432,149              | 187,964             | 41,050              | 333,007              | 41,485              | -                     | -                     | -                      | 1,419,083              | 1,029,154              |
| Net Violation Fee Income             | 436,913              | 51,221              | 912,373              | 243,326             | 34,134              | 543,825              | 35,850              | -                     | -                     | -                      | 2,257,642              | 1,455,173              |
| <b>REVENUE FROM TOLL</b>             | <b>\$ 17,756,822</b> | <b>\$ 3,244,085</b> | <b>\$ 62,593,041</b> | <b>\$ 9,531,744</b> | <b>\$ 2,543,635</b> | <b>\$ 33,199,764</b> | <b>\$ 1,686,716</b> | <b>\$ -</b>           | <b>\$ -</b>           | <b>\$ -</b>            | <b>\$ 130,555,806</b>  | <b>\$ 129,678,595</b>  |
| <b>OPERATING EXPENSE</b>             |                      |                     |                      |                     |                     |                      |                     |                       |                       |                        |                        |                        |
| Regular Employee Salaries            | 1,624,158            | 1,100,601           | 2,256,139            | 1,668,593           | 693,034             | 2,508,970            | 735,047             | 2,067,623             | 1,704,220             | 5,252,928              | 19,611,314             | 18,707,288             |
| Part-Time Employee Wages             | 56,641               | 9,828               | 38,741               | 71,819              | 28,883              | 76,563               | 35,120              | -                     | -                     | -                      | 317,595                | 353,796                |
| Summer Employee Wages                | 19,789               | 9,566               | 6,873                | 19,623              | 6,440               | -                    | 4,000               | -                     | -                     | -                      | 66,291                 | 69,830                 |
| Overtime Wages                       | 51,658               | 28,490              | 75,588               | 53,225              | 31,024              | 132,344              | 40,287              | 45,328                | 28,097                | 48,477                 | 534,519                | 383,675                |
| Pension Contributions                | 477,522              | 310,618             | 681,810              | 473,292             | 236,343             | 697,133              | 233,599             | 589,773               | 514,877               | 1,795,982              | 6,010,948              | 5,063,637              |
| FICA Contributions                   | 131,378              | 86,390              | 178,323              | 135,979             | 56,975              | 206,813              | 61,391              | 158,452               | 129,028               | 462,351                | 1,607,080              | 1,538,215              |
| Regular Employee Healthcare Benefits | 905,342              | 562,240             | 1,246,063            | 848,457             | 396,873             | 1,266,195            | 398,152             | 1,107,913             | 954,567               | 1,967,940              | 9,653,741              | 8,954,214              |
| Life Insurance Benefits              | 16,147               | 8,406               | 19,417               | 15,624              | 5,619               | 20,393               | 5,560               | 17,067                | 15,122                | 52,822                 | 176,175                | 168,432                |
| Unemployment Compensation Benefits   | -                    | -                   | -                    | -                   | -                   | -                    | -                   | -                     | -                     | 2,922                  | 2,922                  | 53,397                 |
| Utility Expense                      | 114,017              | 96,041              | 92,987               | 83,235              | 44,186              | 55,559               | 55,732              | 47,825                | 24,707                | -                      | 614,291                | 619,706                |
| Office Expense                       | 971                  | 411                 | 5,230                | 4,230               | 1,440               | 1,101                | 1,323               | -                     | 553                   | 193,711                | 208,969                | 197,125                |
| Telecommunication Expense            | 79,910               | 66,734              | 138,081              | 121,797             | 64,209              | 89,213               | 56,133              | 83,118                | 120,476               | 283,242                | 1,102,915              | 531,705                |
| Information Technology Expense       | -                    | -                   | -                    | -                   | -                   | -                    | -                   | -                     | -                     | 530,701                | 530,701                | 509,139                |
| Professional Development/Meetings    | 692                  | 1,168               | 5,045                | 5,592               | 872                 | 4,629                | 2,779               | -                     | 22                    | 83,512                 | 104,310                | 102,559                |
| Vehicle Maintenance Expense and Fuel | 70,494               | 25,309              | 60,304               | 38,584              | 21,573              | 56,425               | 28,461              | 1,036                 | 5,634                 | 1,189                  | 309,010                | 282,464                |
| Operations Maintenance Expense       | 202,327              | 109,381             | 228,431              | 133,206             | 29,702              | 124,898              | 68,479              | 47,444                | 37,141                | -                      | 981,009                | 1,036,369              |
| ESS Operating Maintenance Expense    | -                    | -                   | -                    | -                   | -                   | -                    | -                   | -                     | -                     | 1,271,417              | 1,271,417              | 968,622                |
| Commission Expense                   | -                    | -                   | -                    | -                   | -                   | -                    | -                   | -                     | -                     | 21,153                 | 21,153                 | 20,257                 |
| Toll Collection Expense              | 11,959               | 5,122               | 13,428               | 12,204              | 7,305               | 11,252               | 6,228               | -                     | -                     | -                      | 67,498                 | 62,239                 |
| Uniform Expense                      | 20,947               | 6,883               | 10,969               | 9,624               | 4,599               | 9,809                | 4,495               | 8,020                 | 10,369                | 15,751                 | 101,466                | 83,654                 |
| Business Insurance                   | 378,681              | 262,234             | 476,407              | 196,361             | 143,404             | 398,152              | 120,096             | 467,605               | 204,055               | 191,529                | 2,838,524              | 2,917,674              |
| Licenses & Inspections Expense       | 390                  | 1,123               | 1,681                | 1,133               | 1,162               | 876                  | 332                 | 1,055                 | 1,209                 | -                      | 8,961                  | 6,725                  |
| Advertising                          | -                    | -                   | -                    | -                   | -                   | -                    | -                   | -                     | -                     | 23,081                 | 23,081                 | 23,047                 |
| Professional Services                | -                    | -                   | -                    | -                   | -                   | -                    | -                   | -                     | -                     | 1,435,642              | 1,435,642              | 1,217,427              |
| State Police Bridge Security         | 817,852              | 170,179             | 950,030              | 480,798             | 111,801             | 748,265              | 93,626              | 1,646,168             | 490,711               | -                      | 5,509,429              | 5,391,356              |
| EZPass Equipment/Maintenance         | 137,561              | 110,014             | 164,844              | 137,563             | 82,556              | 165,015              | 82,556              | -                     | -                     | -                      | 880,109                | 1,230,275              |
| General Contingency                  | -                    | -                   | -                    | -                   | -                   | -                    | -                   | -                     | -                     | -                      | -                      | 500                    |
| EZPass Operating Expense             | 963,036              | 256,871             | 1,394,168            | 596,340             | 130,704             | 1,066,053            | 131,159             | -                     | -                     | -                      | 4,538,331              | 5,490,611              |
| <b>TOTAL OP., MAINT., &amp; ADM</b>  | <b>\$ 6,081,473</b>  | <b>\$ 3,227,609</b> | <b>\$ 8,044,556</b>  | <b>\$ 5,107,277</b> | <b>\$ 2,098,703</b> | <b>\$ 7,639,660</b>  | <b>\$ 2,164,555</b> | <b>\$ 6,288,427</b>   | <b>\$ 4,240,788</b>   | <b>\$ 13,634,351</b>   | <b>\$ 58,527,399</b>   | <b>\$ 55,983,937</b>   |
| <b>OTHER OPERATING INC/EXP</b>       |                      |                     |                      |                     |                     |                      |                     |                       |                       |                        |                        |                        |
| Other Operating Income               | -                    | -                   | 618                  | 411                 | -                   | -                    | -                   | -                     | -                     | 421,129                | 422,159                | 397,486                |
| <b>TOTAL OTHER OP INC</b>            | <b>\$ -</b>          | <b>\$ -</b>         | <b>\$ 618</b>        | <b>\$ 411</b>       | <b>\$ -</b>         | <b>\$ -</b>          | <b>\$ -</b>         | <b>\$ -</b>           | <b>\$ -</b>           | <b>\$ 421,129</b>      | <b>\$ 422,159</b>      | <b>\$ 397,486</b>      |
| <b>NET OPERATING INC</b>             | <b>\$11,675,350</b>  | <b>\$16,476</b>     | <b>\$54,549,103</b>  | <b>\$4,424,878</b>  | <b>\$444,932</b>    | <b>\$25,560,104</b>  | <b>\$ (477,839)</b> | <b>\$ (6,288,427)</b> | <b>\$ (4,240,788)</b> | <b>\$ (13,213,221)</b> | <b>\$ 72,450,566</b>   | <b>\$ 74,092,144</b>   |
| <b>NON-OPERATING REV/EXP</b>         |                      |                     |                      |                     |                     |                      |                     |                       |                       |                        |                        |                        |
| Interest Revenue                     | -                    | -                   | -                    | -                   | -                   | -                    | -                   | -                     | -                     | -                      | 4,881,180              | 1,093,834              |
| Other Non-Operating Revenue          | -                    | -                   | -                    | -                   | -                   | -                    | -                   | -                     | -                     | -                      | -                      | 9,787                  |
| GASB 68 Pension Expense              | -                    | -                   | -                    | -                   | -                   | -                    | -                   | -                     | -                     | -                      | -                      | -                      |
| Interest Expense                     | -                    | -                   | -                    | -                   | -                   | -                    | -                   | -                     | -                     | -                      | (30,939,136)           | (12,911,404)           |
| Depreciation Expense                 | -                    | -                   | -                    | -                   | -                   | -                    | -                   | -                     | -                     | -                      | (30,484,874)           | (30,245,394)           |
| OPEB Amort Expense                   | -                    | -                   | -                    | -                   | -                   | -                    | -                   | -                     | -                     | -                      | -                      | (6,009,635)            |
| <b>TOTAL NON-OPERATING REV/EXP</b>   |                      |                     |                      |                     |                     |                      |                     |                       |                       |                        | <b>\$ (56,542,829)</b> | <b>\$ (48,062,812)</b> |
| <b>CHANGE IN NET ASSETS</b>          |                      |                     |                      |                     |                     |                      |                     |                       |                       |                        | <b>\$15,907,736</b>    | <b>\$26,029,332</b>    |

# **DELAWARE RIVER JOINT TOLL BRIDGE COMMISSION**

**Meeting of January 29, 2018**

## **ADMINISTRATION**

The following Pages reflect the reports on those items assigned to the Administration Department. Each item is reported separately and page numbered accordingly.

\*\*\*

\*\*\*

**DELAWARE RIVER JOINT TOLL BRIDGE COMMISSION**

**Meeting of January 29, 2018**

**PURCHASING REPORT INDEX**

**MONTH OF DECEMBER 2017**

| SUBJECT    | DESCRIPTION   | PAGE<br>NUMBER |
|------------|---|----------------|
| Purchasing | Monthly Purchasing Report Covering the Month of<br>December, 2017 | 1-3            |

# **DELAWARE RIVER JOINT TOLL BRIDGE COMMISSION**

**Meeting of January 29, 2018**

## **MONTHLY PURCHASING REPORT**

**Month of December 2017**

This report itemizes all orders for purchases made for the month of December, 2017, showing the divisions chargeable for the expense and the source of authority for issuance of the purchase order. This authority is broken into three categories:

- (1) By authority of the Commission
- (2) By authority of the Executive Director or his designate
- (3) By authority of the Superintendent

The purchasing activities for the month of December 2017, culminated in the preparation and placement of 23 purchase orders in the total amount of \$118,689.72. To secure competitive prices on items being purchased, 13 price inquiries were sent out for 4 of the requisitions leading to purchase orders, an average of 3.25 per order ( $13/4 = 3.25$ ).

Procurements of over \$5,000.00 during the period of December 2017 are shown below:

- A Purchase Order was issued, in the total amount of \$37,435.00, for camera upgrades at the New Hope-Lambertville Toll Bridge Facility.
- A Purchase Order was issued, in the total amount of \$26,660.00, for the Scudder Falls tree cutting services at Woodside Road, Lower Makefield Township, for the new Administration Building.
- A Purchase Order was issued, in the total amount of \$10,600.00, for guiderail and attenuator repairs in District I. An insurance claim has been submitted.
- A Purchase Order was issued, in the total amount of \$10,130.00 for electronic equipment recycling services for the Commission.
- A Purchase Order was issued, in the total amount of \$9,575.00, for HVAC fall preventative maintenance services at the Trenton-Morrisville Toll Bridge Facility.

In addition to the practices employed incidental to purchase of materials, etc., from vendors on a direct basis, the Commission also purchases via direct utilization of the purchasing processes of the State of New Jersey, the Commonwealth of Pennsylvania and other joint purchasing arrangements.

**DELAWARE RIVER JOINT TOLL BRIDGE COMMISSION**  
**REPORT OF PURCHASING ACTIVITIES December 2017**

| PO<br>Number | Vendor Name                                   | General Description            | Req Dept | ** BY AUTHORITY OF **           |  | Commission | Director  | Dist. Supt. |
|--------------|---|--------------------------------|----------|---------------------------------|--|------------|-----------|-------------|
|              |   |                                |          | Contract/Resolution/<br>Comment |  |            |           |             |
| 20170579     | LOWES HOME CENTER, INC                        | FLOORING                       | I78      | NJ M0002                        |  |            | 881.40    |             |
| 20170580     | CORPORATE FACILITIES INC                      | OFFICE CHAIR                   | EP       | PA 4400016537                   |  |            | 513.00    |             |
| 20170581     | BMC SOFTWARE, INC                             | HELP DESK SOFTWARE RENEWAL     | IT       |                                 |  |            | 3,311.58  |             |
| 20170582     | CDW-G   | RACK UPS REPLACEMENT           | IT       | NAT IPA TECH SOL<br>CONTRACT    |  |            | 4,013.53  |             |
| 20170583     | J. FLETCHER CREAMER & SONS , INC              | GUIDE RAIL REPAIR/REPLACE      | TM       | ENG 3426-12-17                  |  | 10,600.00  |           |             |
| 20170584     | HOOVER TRUCK CENTER                           | AIR COMPRESSOR ( STERLING)     | DWG      |                                 |  |            | 782.95    |             |
| 20170585     | TILLEY FIRE EQUIPMENT INC.                    | TEST-FIRE ALARM PULL STATION   | DWG      |                                 |  |            | 390.00    |             |
| 20170586     | TILLEY FIRE EQUIPMENT INC.                    | FIRE ALARM BATTERY TEST        | DWG      |                                 |  |            | 260.00    |             |
| 20170587     | AL'S COLLISION INC                            | REPAIRS TO PATROL VEHICLE      | TM       |                                 |  |            | 4,997.23  |             |
| 20170588     | BEST LINE EQUIPMENT                           | BOB CAT HYDRO BREAKER          | NHL      | PA 4400011414                   |  |            | 621.30    |             |
| 20170589     | KNIGHTS BROTHERS, INC.<br>CAPITAL RESERVE     | SCUDDER FALLS TREE CUTTING     | TM       | PA 4400014261                   |  | 26,660.00  |           |             |
| 20170590     | BACK THRU THE FUTURE<br>RECYCLING             | ELECTRONIC EQUIPMENT RECYCLING | IT       |                                 |  |            | 10,130.00 |             |
| 20170591     | SCHNEIDER ELECTRIC BUILDING<br>AMERICAS, INC. | NHL CAMERA UPGRADES MAINT.     | ESS      | FIN 2892-12-15                  |  | 37,435.00  |           |             |
| 20170592     | ELLIOT-LEWIS CORPORATION                      | MORRISVILLE FALL PM            | TM       |                                 |  |            | 9,575.00  |             |
| 20170593     | ELLIOT-LEWIS CORPORATION                      | EMERGENCY HVAC REPAIRS         | TM       |                                 |  |            | 1,561.00  |             |

**DELAWARE RIVER JOINT TOLL BRIDGE COMMISSION**  
**REPORT OF PURCHASING ACTIVITIES December 2017**

| PO<br>Number | Vendor Name                                 | General Description          | Req Dept | Contract/Resolution/<br>Comment | ** BY AUTHORITY OF ** |          |             |
|--------------|---|------------------------------|----------|---------------------------------|-----------------------|----------|-------------|
|              |   |                              |          |                                 | Commission            | Director | Dist. Supt. |
| 20170594     | ELLIOT-LEWIS CORPORATION                    | EMERGENCY HVAC REPAIRS       | TM       |                                 |                       | 460.71   |             |
| 20170595     | FYR-FYTER SALES & SERVICE, INC.             | FIRE EXTINGUISHER INSPECTION | I78      | NJ T-0576                       |                       | 732.29   |             |
| 20170596     | FYR-FYTER SALES & SERVICE, INC.             | FIRE EXTINGUISHER INSPECTION | EP       | NJ T-0576                       |                       | 402.43   |             |
| 20170597     | HOOVER TRUCK CENTER                         | STERLING REPAIR PARTS        | DWG      |                                 |                       | 2,486.46 |             |
| 20170598     | HELMS AUTOBODY                              | PICK -UP TRUCK REPAIR        | DWG      |                                 |                       | 622.43   |             |
| 20170599     | ELLIOT-LEWIS CORPORATION                    | EMERGENCY HVAC REPAIRS       | TM       |                                 |                       | 791.35   |             |
| 20170600     | BITTONE EQUIPMENT SERVICES LLC              | SNOWEX SPREADER VIBRATOR KIT | PC       |                                 |                       | 645.28   |             |
| 20170601     | CAMPBELL SUPPLY COMPANY OF<br>SUSSEX COUNTY | STERLING OIL PAN REPLACEMENT | DWG      |                                 |                       | 816.78   |             |

**Purchase Order Count: 23**

**AUTHORITY TOTALS:** \$74,695.00 \$43,994.72 \$0.00

**GRAND TOTAL:** \$118,689.72

Delaware River Joint Toll Bridge Commission  
Meeting of January 29, 2018

**E-Z PASS REPORT**  
**CUSTOMER SERVICE CENTER/VIOLATIONS PROCESSING CENTER**  
**OPERATIONS (CSC/VPC) REPORT FOR THE E-ZPASS SYSTEM**  
**DECEMBER 2017**

| <b>SUBJECT</b>                               | <b>DESCRIPTION</b>                                    | <b>PAGE<br/>NUMBER</b> |
|--|---|------------------------|
| <b>E-ZPass CSC/VPC<br/>Operations Report</b> | <b>E-ZPass CSC/VPC Operations Report<br/>December</b> | <b>1-3</b>             |



Delaware River Joint Toll Bridge Commission  
Meeting of January 29, 2018

**E-Z PASS REPORT  
CUSTOMER SERVICE CENTER/VIOLATIONS PROCESSING CENTER  
OPERATIONS (CSC/VPC) REPORT FOR THE E-ZPASS SYSTEM  
DECEMBER 2017**

E-ZPass Account and Transponder Information as reported by Conduent State and Local  
Solutions, Inc. (CSC/VPC Provider)

Total Number of Migrated DRJTBC and NJ CSC E-ZPass Accounts

| Migrated Business Accounts | Migrated Private Accounts | Total Number of<br>Migrated<br>Accounts | Total Number of<br>NJ CSC Active<br>Accounts |
|----------------------------|---------------------------|---|--|
| 1,654                      | 77,339                    | 78,993                                  | 2,879,267                                    |

Total Number of Migrated DRJTBC (029) Transponders and NJ CSC E-ZPass Transponders

| Migrated Business Account<br>Transponders | Migrated Private Account<br>Transponders | Total Number<br>of Migrated<br>Transponders | Total Number of NJ<br>CSC Active<br>Transponders |
|---|--|---|--|
| 9,228                                     | 131,323                                  | 140,551                                     | 5,147,206  |

The Commission will be able to identify 78,993 migrated accounts through a prefix account number (60000). This number will precede the 4-digit account assigned to these accounts. The prefix number was provided in order for the Commission to identify all migrated E-ZPass accounts.

Delaware River Joint Toll Bridge Commission  
Meeting of January 29, 2018

**E-Z PASS REPORT**  
**CUSTOMER SERVICE CENTER/VIOLATIONS PROCESSING CENTER (CSC/VPC)**  
**OPERATIONS REPORT FOR THE E-ZPASS SYSTEM**  
**DECEMBER 2017**

| <b>E-ZPass Department Call Activity</b>               | <b>Total Calls for December</b> |
|---|---------------------------------|
| <b><i>CSC/VPC Inquiries</i></b>                       |                                 |
| Account Modification Requests                         | 215                             |
| Violation Notification Inquires                       | 114                             |
| <b><i>General Commission Inquiries</i></b>            |                                 |
| Calls referred to Other Departments (H.R., Eng., ESS) | 2                               |
| <b><i>Web-Inquiries</i></b>                           |                                 |
| Account Updates                                       | 3                               |
| Violations  | 3                               |
| Disputes  | 17                              |
| <b>TOTAL NUMBER OF CALLS</b>                          | <b>354</b>                      |

E-ZPass account modification requests and violation inquiries represent an increase in calls for December.

Delaware River Joint Toll Bridge Commission  
Meeting of January 29, 2018

**E-Z PASS REPORT  
CUSTOMER SERVICE CENTER/VIOLATIONS PROCESSING CENTER (CSC/VPC)  
OPERATIONS REPORT FOR THE E-ZPASS SYSTEM  
DECEMBER 2017**

**CSC/VPC Pre-Migration Collection Accounts:**

As a result of pre-migration collection efforts from January 2015 through December 2017, Professional Account Management (PAM) a Duncan Solutions Company reports \$164,589.20 collected in outstanding tolls and fees.

Professional Account Management (PAM) a Duncan Solutions Company provide the Commission with monthly payment status updates. Collection activity will continue to be monitored by the E-ZPass Department.

**New Jersey Customer Service Center Upgrade:**

New Jersey E-ZPass Customer Service Center upgrade was completed on Monday, October 16th. Customer Service System upgrade include the Automated Voice Response (IVR), E-ZPass website and the E-ZPass customer account and analytic reports program (Vector).

**Violation Camera Monitoring:**

The E-ZPass Department in tandem with TransCore's Field Service Technicians (FSTs) monitor vehicle license plate images in Districts I, II and III through the Commission's Violation Enforcement System (VES).

**IAG, New Jersey Turnpike Authority (NJTA) and Electronic Toll Collection System (ETC) Meetings and Workshops**

Continue to represent the Commission at the following committees, meetings and workshops:

1. IAG Reciprocity Committee
2. IAG Public Relations & Marketing Committee
3. IAG Legal Committee
4. IAG Rental/Fleet Car Subgroup Committee
5. New Jersey Turnpike Authority Project Status Meetings
6. New Jersey Customer Service Center Implementation Requirements Meetings
7. Electronic Toll Collection System Replacement Meetings

**DELAWARE RIVER JOINT TOLL BRIDGE COMMISSION**  
**Meeting of January 29, 2018**

**ELECTRONIC TOLL COLLECTION PROGRAM**

**MONTH OF DECEMBER 2017**

| <b>SUBJECT</b> | <b>DESCRIPTION</b>                        | <b>PAGE<br/>NUMBER</b> |
|----------------|---|------------------------|
| ETC PROGRAM    | Electronic Toll Collection Program Report | 1-2                    |



**DELAWARE RIVER JOINT TOLL BRIDGE COMMISSION**  
**Meeting of January 29, 2018**

**ELECTRONIC TOLL COLLECTION PROGRAM**  
**MONTH OF DECEMBER 2017**

The following items were recently initiated, accomplished or performed during the above noted month:

Activities for the In-Lane Toll System

1. TransCore is addressing punch list items, final project documentation and as-built drawings. Project Provisional Acceptance was issued on August 16, 2017 and the project is transitioning into the maintenance phase.
2. TransCore implemented a plan to improve system performance, focusing on vehicles classifications. The plan included revisiting each lane, checking all equipment connections/configurations and tuning the equipment to increase performance levels. The RK&K team will conduct several additional system audits to determine the level of performance.
3. Commission Staff, TransCore and the RK&K team meet monthly to review and discuss system operational and maintenance items..

Activities for the E-ZPass Customer Service Center/Violation Processing Center

1. The new NJ Customer Service Center (CSC) is live. The New Jersey Turnpike Authority (NJTA), as the lead agency, is facilitating all meetings with the other agencies and Conduent.

General Electronic Toll Collection Program Activities

1. Mr. Stracciolini participated in the IAG E-ZPass Executive Management Committee meeting and Policy Committee meetings.
2. Mr. Stracciolini served on the Non-toll Opportunities subgroup for the IAG. This subgroup is preparing a policy and procedure document that provides a method for the IAG to follow for non-toll opportunities, such as use of the E-ZPass transponder system at parking garages or drive-thru services.
3. Mr. Stracciolini participated on the IAG E-ZPass Group interview panel for their new project manager position.

**Delaware River Joint Toll Bridge Commission  
Meeting of January 29, 2018**

**CONTRACT COMPLIANCE REPORT INDEX**

**Month of December 2017**

| <b>SUBJECT</b>   | <b>DESCRIPTION</b>                         | <b>PAGE NUMBER</b> |
|--|--|--------------------|
| <b>Contract Compliance Program<br/>Operations Report</b> | <b>Operations Report<br/>December 2017</b> | <b>1-28</b>        |

**Delaware River Joint Toll Bridge Commission**  
**Meeting of January 29, 2018**

**IBE PROGRAM OVERVIEW**

The Delaware River Joint Toll Bridge Commission (Commission) established an IBE Program (MBE/WBE/SBE/DBE/DsBE/VBE) with a target of 25% for all Professional Services and Construction contracts awarded by the Commission effective July 1, 2014. To date, the Commission has awarded forty-three (43) contracts, with the IBE Program requirements.

**Elation Systems**

The Commission began using Elation Systems effective January 2017, as the online system for Payment Verification and Certified Payroll Reporting (CPR). All contracts awarded by the Commission to a Prime Consultant/Prime Contractor and their Subconsultants and Subcontractors use this service free of charge. Online training is available to users on how to use Elation Systems. The Contract Compliance Department and Elation Support Staff are available to assist all users.

The Contract Compliance Department (CCD) monitors, posts and reports all data in regards to all payments. The CCD also reviews all Certified Payrolls submitted into Elation Systems.

*The following are all mandatory requirements:*

**Company On-Line Registration:**

- i. All Primes must register their company and activate an account in Elation Systems; *and*
- ii. All Primes must also ensure that all Subconsultants and Subcontractors register their company and activate an account in Elation Systems.

**Payment Verification:**

- i. All Prime Contractors must post all payments to their Subconsultants and/or Subcontractors in Elation Systems; *and*
- ii. All Prime Contractors and their Subconsultants and/or Subcontractors must confirm all payments received in Elation Systems.

**Certified Payroll Reporting:**

- i. All Prime Contractors are responsible for assigning someone from their staff with the responsibility to review, approve, and upload their CPR(s) on a weekly basis into Elation Systems; *and*
- ii. All Prime Contractors must also ensure that their Subcontractors upload their CPR(s) on a weekly basis into Elation Systems.

**Delaware River Joint Toll Bridge Commission  
Meeting of January 29, 2018**

**M E E T I N G S**

**Professional Services**

|   |   |
|---|---|
| <b>Pre-Proposal Meeting(s):</b>             | None  |
| <b>Oral Presentation(s) / Interview(s):</b> | Contract C-519A - Southern Operations & Maintenance Facilities Improvements |
| <b>Kick-Off Meeting(s):</b>                 | None  |

**Construction Contracts**

|                                       |  |
|---------------------------------------|--|
| <b>Pre-Bid Meeting(s):</b>            | None   |
| <b>Bid Opening(s):</b>                | TS-723A - On Call Beam Guide Rail and Attenuator Replacement |
| <b>Pre-Construction Meeting(s):</b>   | None   |
| <b>Kick-Off Meeting(s):</b>           | None   |
| <b>Bi-Weekly Progress Meeting(s):</b> | None   |

**Conference(s) / Seminar(s) / Event(s) / Other Meetings**

- DRJTBC - Monthly Departmental (CAO) Staff Meeting
- DRJTBC - Monthly Commissioner's Committee Meeting
- DRJTBC - Monthly Commissioner's Meeting
- DRJTBC - Monthly Contract Compliance Meeting
- 12/14/17 - American Contract Compliance Association - Northeast Region Conference Call - JG
- 12/14/17 - Allentown Housing Authority - Monthly Board Meeting - JG
- 12/20/17 - Women in Transportation - Monthly Board Meeting - CB
- 12/28/17 - Hispanic Chamber of Commerce of Lehigh Valley - Board Meeting - JG
- 12/28/17 - Statewide Hispanic Chamber of Commerce of New Jersey - Meeting - JG

The following documents present a set of charts that depict a summary of payments for active and completed contracts since the inception of the IBE program. These charts are followed by pie charts that show the distribution of payments by their IBE certification type.

The following spreadsheets include payment data for both Professional and Construction Contracts that are active and/or completed.

The Workforce Utilization pie charts illustrate the hours worked and ethnicity. The attached Workforce Utilization spreadsheet provides detailed data on the trade, ethnicity, and gender of each construction project.

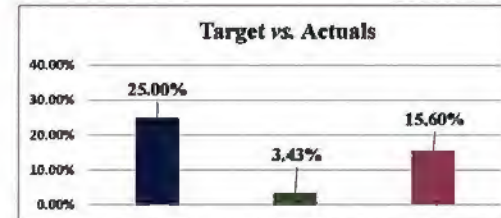
Lastly, the Minority, Women, and Small Business Enterprise charts show the progress of all Professional and Construction Contracts relevant to the MWSBE Program.



## Summary - Active Professional Services and Construction Contracts Payments Detail Report Totals

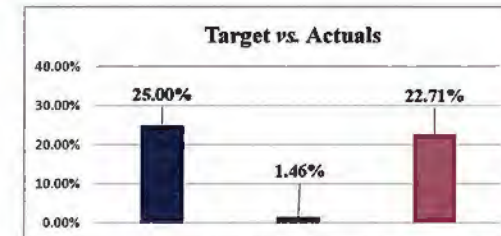
### Summary - Professional Services (PS) and Construction Contracts (CC)

|   |                         |               |
|---|-------------------------|---------------|
| <b>Total Number of Contracts - (PS &amp; CC)</b>            | <b>31</b>               | <b>IBE %</b>  |
| <b>IBE Target for All Prime Contractors - (PS &amp; CC)</b> |                         | <b>25.00%</b> |
| <b>Total Value of Contracts - (PS &amp; CC)</b>             | <b>\$526,675,900.69</b> | <b>3.43%</b>  |
| <b>Total Payments to Prime Contractors - (PS &amp; CC)</b>  | <b>\$115,968,257.22</b> |               |
| <b>Total Payments to IBEs</b>                               | <b>\$18,089,924.25</b>  | <b>15.60%</b> |



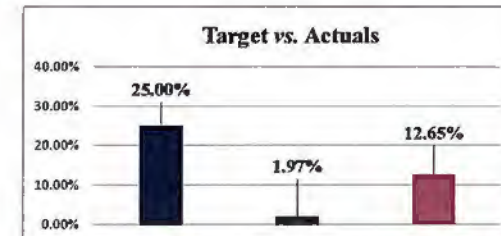
### Summary - Professional Services Contracts (PS)

|   |                          |               |
|---|--------------------------|---------------|
| <b>Total Number of Professional Contracts - (PS)</b>        | <b>21</b>                | <b>IBE %</b>  |
| <b>IBE Target for All Prime Contractors - (PS &amp; CC)</b> |                          | <b>25.00%</b> |
| <b>Total Value of Contracts - (PS &amp; CC)</b>             | <b>\$ 526,675,900.69</b> | <b>1.46%</b>  |
| <b>Total Value of Contracts - (PS)</b>                      | <b>\$87,530,221.82</b>   |               |
| <b>Total Payments to Prime Contractors - (PS)</b>           | <b>\$33,966,362.91</b>   |               |
| <b>Total Payments to IBEs</b>                               | <b>\$7,714,407.76</b>    | <b>22.71%</b> |



### Summary - Construction Contracts (CC)

|   |                          |               |
|---|--------------------------|---------------|
| <b>Total Number of Construction Contracts - (CC)</b>        | <b>10</b>                | <b>IBE %</b>  |
| <b>IBE Target for All Prime Contractors - (PS &amp; CC)</b> |                          | <b>25.00%</b> |
| <b>Total Value of Contracts - (PS &amp; CC)</b>             | <b>\$ 526,675,900.69</b> | <b>1.97%</b>  |
| <b>Total Value of Contracts - (CC)</b>                      | <b>\$439,145,678.87</b>  |               |
| <b>Total Payments to Prime Contractors - (CC)</b>           | <b>\$82,001,894.31</b>   |               |
| <b>Total Payments to IBEs</b>                               | <b>\$10,375,516.49</b>   | <b>12.65%</b> |



\*\*\* The above bar charts reflect data relative to **CONFIRMED** payments only.

PS = Professional Services Prime Consultants

CC = Construction Prime Contractors

IBE = Minority, Women, Small, Veteran, Disadvantaged, and Disabled Subcontractors and Subconsultants

Target = IBE 25% commitment on Commission Awarded Projects

### Active Professional Services Contracts Payment Detail Report

| Contract Description   | Contract No.  | Vendor(s)                                     | Total Contracts Value | Total Payments   | IBE    |        |      | Start Date | End Date   |
|--|---------------|---|-----------------------|------------------|--------|--------|------|------------|------------|
|  |               |   | \$87,530,221.82       |                  | Target | 25%    | Type |            |            |
|  |               |   |                       |                  | Actual | 8.91%  |      |            |            |
|  |               |   | Total Payments        | \$7,797,620.92   |        |        |      |            |            |
| General Engineering Services<br>2015-2018 Annual Inspections   | C-684A-1      | Cherry, Weber & Assoc., P.C.                  | \$ 840,000.00         | \$ 551,715.44    | 25.00% |        |      | 02/23/2015 | 12/31/2018 |
|  |               |   | IBE Contracts Value   | IBE Payments     |        |        |      |            |            |
|  |               | SJH Engineering, P.C.                         | \$ 210,000.00         | \$ 135,027.25    | 25.00% | 16.07% | MBE  |            |            |
|  |               | Total IBE Payments to Date                    | \$ 210,000.00         | \$ 135,027.25    |        | 16.07% |      |            |            |
| Scudder Falls Bridge<br>Replacement Project - Final<br>Design Services   | C-660A        | Michael Baker Int'l, Inc.                     | \$ 28,490,033.74      | \$ 25,349,946.11 | 25.00% |        |      | 02/23/2015 | 12/31/2021 |
|  |               |   | IBE Contracts Value   | IBE Payments     |        |        |      |            |            |
|  |               | Amy S. Greene Environmental Consultants, Inc. | \$ 225,188.11         | \$ 124,008.40    | 00.90% | 0.44%  | WBE  |            |            |
|  |               | French & Parrello Associates                  | \$ 1,551,295.95       | \$ 1,466,577.59  | 06.20% | 5.15%  | VBE  |            |            |
|  |               | IH Engineers, P.C.                            | \$ 2,527,110.97       | \$ 2,405,899.01  | 10.10% | 8.44%  | MBE  |            |            |
|  |               | Naik Consulting Group, P.C.                   | \$ 1,476,233.14       | \$ 1,445,532.45  | 05.90% | 5.07%  | DBE  |            |            |
|  |               | Stokes Creative Group, Inc.                   | \$ 475,397.11         | \$ 81,927.58     | 01.90% | 0.29%  | WBE  |            |            |
|  |               | Total IBE Payments to Date                    | \$ 6,255,225.28       | \$ 5,523,945.03  |        | 19.39% |      |            |            |
| TOA / Building Construction<br>Management Services - PA<br>Assignment Level 3 Toll<br>Bridge Facilities Energy<br>Contract | C-657A        | Joseph Jingoli & Son, Inc.                    | \$ 300,000.00         | \$ 272,137.25    | 25.00% |        |      | 04/13/2015 | 02/15/2018 |
|  |               |   | IBE Contracts Value   | IBE Payments     |        |        |      |            |            |
|  |               | Burris Contracting, LLC                       | \$ 75,000.00          | \$ 13,380.00     |        | 4.46%  | MBE  |            |            |
|  |               | JBC Associates, Inc.                          | \$ -                  | \$ -             |        | 0.00%  | DBE  |            |            |
|  |               | STPCx, LLC                                    | \$ -                  | \$ -             |        | 0.00%  | SBE  |            |            |
|  |               | USA Architects                                | \$ -                  | \$ -             |        | 0.00%  | SBE  |            |            |
|  |               | Total IBE Payments to Date                    | \$ 75,000.00          | \$ 13,380.00     |        | 4.46%  |      |            |            |
| I-78 Maintenance Garage<br>Expansion   | C-508A        | Burns Engineering, Inc.                       | \$ 686,117.37         | \$ 648,523.05    | 25.00% |        |      | 07/27/2015 | 09/30/2017 |
|  |               |   | IBE Contracts Value   | IBE Payments     |        |        |      |            |            |
|  |               | American Engineers Group, LLC                 | \$ 24,014.11          | \$ 23,012.21     | 03.50% | 3.35%  | MBE  |            |            |
|  |               | Malick & Scherer                              | \$ 109,778.78         | \$ 108,810.88    | 16.00% | 15.86% | DBE  |            |            |
|  |               | Sowinski Sullivan Architects, P.C.            | \$ 171,529.34         | \$ 162,630.69    | 25.00% | 23.70% | WBE  |            |            |
| Total IBE Payments to Date   | \$ 305,322.23 | \$ 294,453.78                                 |                       | 42.92%           |        |        |      |            |            |
| Scudder Falls Bridge<br>Replacement Project - Public<br>Involvement Service  | C-662A        | McCormick & Taylor, Inc.                      | \$ 1,800,016.87       | \$ 753,603.58    | 25.00% |        |      | 09/28/2015 | 12/30/2021 |
|  |               |   | IBE Contracts Value   | IBE Payments     |        |        |      |            |            |
|  |               | Information Logistics, Inc.                   | \$ 180,001.69         | \$ 2,555.00      | 10.00% | 0.14%  | DBE  |            |            |
|  |               | Stokes Creative Group, Inc.                   | \$ 630,005.90         | \$ 147,953.75    | 35.00% | 8.22%  | DBE  |            |            |
|  |               | Total IBE Payments to Date                    | \$ 810,007.59         | \$ 150,508.75    |        | 8.36%  |      |            |            |

\*\*\* The details above reflect data relative to all payments both PENDING CONFIRMED.  
Reporting period 07/01/2014 to 12/31/2017.



### Active Professional Services Contracts Payment Detail Report

| Contract Description   | Contract No. | Vendor(s)   | Total Contracts Value      | Total Payments | IBE            |                |        | Start Date | End Date   |
|--|--------------|---|----------------------------|----------------|----------------|----------------|--------|------------|------------|
|  |              |   |                            |                | Target         | 25%            | Type   |            |            |
|  |              |   | Actual                     | 8.91%          | Total Payments | \$7,797,620.92 |        |            |            |
| TOA / Engineering Services - PA Assignment   | C-696A       | Johnson, Mirmiran and Thompson, Inc.                        | \$ 500,000.00              | \$ 21,934.89   | 25.00%         |                |        | 10/26/2015 | 10/26/2017 |
|  |              |   | IBE Contracts Value        | IBE Payments   |                |                |        |            |            |
|  |              | ACT Engineers, Inc.   | \$ 25,000.00               | \$ -           | 05.00%         | 0.00%          | WBE    |            |            |
|  |              | American Geotechnical & Environmental Services (AGES)       | \$ 25,000.00               | \$ -           | 05.00%         | 0.00%          | DBE    |            |            |
|  |              | Barry Issett & Assocs.                                      | \$ 25,000.00               | \$ -           | 05.00%         | 0.00%          | DBE    |            |            |
|  |              | Envision Consultants, Ltd.                                  | \$ 25,000.00               | \$ -           | 05.00%         | 0.00%          | WBE    |            |            |
|  |              | SJH Engineering, P.C.                                       | \$ 25,000.00               | \$ -           | 05.00%         | 0.00%          | DBE    |            |            |
|  |              | Traffic Planning and Design, Inc.                           | \$ 25,000.00               | \$ -           | 05.00%         | 0.00%          | SBE    |            |            |
|  |              | Total IBE Payments to Date                                  | \$ 150,000.00              | \$ -           | 0.00%          |                |        |            |            |
| I-78 Bridges & Approach Slab Rehabilitation  | C-644A       | Gannett Fleming, Inc.                                       | \$ 651,157.49              | \$ 368,213.61  | 25.00%         |                |        | 02/29/2016 | 11/30/2017 |
|  |              |   | IBE Contracts Value        | IBE Payments   |                |                |        |            |            |
|  |              | Malick & Scherer  | \$ 65,115.75               | \$ 7,175.01    | 10.00%         | 1.10%          | DBE    |            |            |
|  |              | SJH Engineering, P.C.                                       | \$ 97,673.62               | \$ 12,390.84   | 15.00%         | 1.90%          | DBE    |            |            |
|  |              | Total IBE Payments to Date                                  | \$ 162,789.37              | \$ 19,565.85   |                | 3.00%          |        |            |            |
| I-78 Maintenance Garage Expansion Engineering Services for Construction Management | CM-508A      | STV, Inc.   | \$ 586,402.81              | \$ 525,003.98  | 25.00%         |                |        | 02/29/2016 | 09/30/2017 |
|  |              |   | IBE Contracts Value        | IBE Payments   |                |                |        |            |            |
|  |              | Envision Consultants, Ltd.                                  | \$ 36,943.38               | \$ 33,957.55   | 06.30%         | 5.79%          | SBE    |            |            |
|  |              | HRV Conformance Verification Associates, Inc.               | \$ 19,937.70               | \$ -           | 03.40%         | 0.00%          | DBE    |            |            |
|  |              | IH Engineers, P.C.  | \$ 102,913.69              | \$ 46,603.11   | 17.55%         | 7.95%          | MBE    |            |            |
|  |              | Total IBE Payments to Date                                  | \$ 159,794.77              | \$ 80,560.66   |                | 13.74%         |        |            |            |
| Seudder Falls Bridge Replacement Project - PA Noise Walls Construction             | CM-664A      | Greenman-Pedersen, Inc.                                     | \$ 849,622.00              | \$ 849,622.00  | 25.00%         |                |        | 02/29/2016 | 03/30/2017 |
|  |              |   | IBE Contracts Value        | IBE Payments   |                |                |        |            |            |
|  |              | Envision Consultants, Ltd.                                  | \$ 44,180.34               | \$ 45,881.50   | 05.20%         | 5.40%          | WBE    |            |            |
|  |              | Keegan Technology & Testing Associates, Inc. A/K/A Key-Tech | \$ 31,436.01               | \$ 36,494.33   | 03.70%         | 4.30%          | SBE    |            |            |
|  |              | Naik Consulting Group, P.C.                                 | \$ 155,480.83              | \$ 76,622.13   | 18.30%         | 9.02%          | DBE    |            |            |
|  |              | Safegate Associates, LLC                                    | \$ 22,090.17               | \$ 6,960.00    | 02.60%         | 0.82%          | SBE    |            |            |
|  |              | Total IBE Payments to Date                                  | \$ 253,187.35              | \$ 165,957.96  |                | 19.53%         |        |            |            |
| TOA / Engineering Services for Electronic Toll Collection System                   | C-701A       | Rummel, Klepper and Kahl, LLP                               | \$ 500,000.00              | \$ 179,708.51  | 25.00%         |                |        | 06/07/2016 | 06/07/2018 |
|  |              |   | IBE Contracts Value        | IBE Payments   |                |                |        |            |            |
|  |              | Fagan Consulting  | \$ 50,000.00               | \$ -           | 10.00%         | 0.00%          | DBE    |            |            |
|  |              | KS Engineers, P.C.  | \$ 35,000.00               | \$ -           | 07.00%         | 0.00%          | MBE    |            |            |
|  |              | Navarro & Wright Consulting Engineers, Inc.                 | \$ 25,000.00               | \$ 54,027.04   | 05.00%         | 10.81%         | DBE    |            |            |
|  |              | Spock Solutions, Inc.                                       | \$ 40,000.00               | \$ 300.00      | 08.00%         | 0.06%          | WBE    |            |            |
|  |              |   | Total IBE Payments to Date | \$ 150,000.00  | \$ 54,327.04   |                | 10.87% |            |            |

\*\*\* The details above reflect data relative to all payments both PENDING CONFIRMED.  
Reporting period 07/01/2014 to 12/31/2017.



### Active Professional Services Contracts Payment Detail Report

| Contract Description  | Contract No. | Vendor(s)                                     | Total Contracts Value<br>\$87,530,221.82 | Total Payments  | IBE              |                |      | Start Date | End Date   |
|---|--------------|---|--|-----------------|------------------|----------------|------|------------|------------|
|   |              |   |  |                 | Target<br>Actual | 25%<br>8.91%   | Type |            |            |
|   |              |   |  |                 | Total Payments   | \$7,797,620.92 |      |            |            |
| TOA / Engineering Services - NJ Assignment                                  | C-696B       | French & Parrello Associates                  | \$ 500,000.00                            | \$ 136,327.86   | 25.00%           |                |      | 07/18/2016 | 07/31/2018 |
|   |              |   | IBE Contracts Value                      | IBE Payments    |                  |                |      |            |            |
|   |              | Area Engineering, Inc.                        | \$ 25,000.00                             | \$ -            | 05.00%           | 0.00%          | DBE  |            |            |
|   |              | McCabe Environmental                          | \$ 25,000.00                             | \$ -            | 05.00%           | 0.00%          | SBE  |            |            |
|   |              | USA Architects                                | \$ 75,000.00                             | \$ 40,502.02    | 15.00%           | 8.10%          | SBE  |            |            |
|   |              | Total IBE Payments to Date                    | \$ 125,000.00                            | \$ 40,502.02    |                  | 8.10%          |      |            |            |
| Structural / Civil Task Order Agreement                                     | C-702B       | IH Engineers, P.C. (IBE)                      | \$ 1,000,000.00                          | \$ 264,377.19   | 100.00%          |                | MBE  | 10/31/2016 | 10/31/2018 |
|   |              |   | IBE Contracts Value                      | IBE Payments    |                  |                |      |            |            |
|   |              | Amy S. Greene Environmental Consultants, Inc. | \$ 50,000.00                             | \$ -            | 05.00%           | 0.00%          | WBE  |            |            |
|   |              | Brinkerhoff Environmental Services, Inc.      | \$ -                                     | \$ -            | -                | 0.00%          | WBE  |            |            |
|   |              | Total IBE Payments to Date                    | \$ 50,000.00                             | \$ -            |                  | 0.00%          |      |            |            |
| TOA / Construction Management Services - PA Assignment                      | C-703A       | Urban Engineers, Inc.                         | \$ 500,000.00                            | \$ 68,380.12    | 25.00%           |                |      | 12/19/2016 | 12/19/2018 |
|   |              |   | IBE Contracts Value                      | IBE Payments    |                  |                |      |            |            |
|   |              | Malick & Scherer                              | \$ 5,000.00                              | \$ -            | 01.00%           | 0.00%          | MBE  |            |            |
|   |              | McKenna Safety Services, LLC                  | \$ 60,000.00                             | \$ 3,555.00     | 12.00%           | 0.71%          | WBE  |            |            |
|   |              | RIG Consulting, Inc.                          | \$ 5,000.00                              | \$ -            | 01.00%           | 0.00%          | DBE  |            |            |
|   |              | Stokes Creative Group, Inc.                   | \$ 60,000.00                             | \$ -            | 12.00%           | 0.00%          | WBE  |            |            |
|   |              | Total IBE Payments to Date                    | \$ 130,000.00                            | \$ 3,555.00     |                  | 0.71%          |      |            |            |
| Scudder Falls Bridge Replacement Project - Construction Management Services | CM-669A      | Hill International, Inc.                      | \$ 25,015,066.98                         | \$ 1,060,877.57 | 25.00%           |                |      | 02/09/2017 | 01/28/2022 |
|   |              |   | IBE Contracts Value                      | IBE Payments    |                  |                |      |            |            |
|   |              | Envision Consultants, Ltd.                    | \$ 1,373,297.45                          | \$ -            | 05.49%           | 0.00%          | WBE  |            |            |
|   |              | JCMS, Inc.                                    | \$ 799,937.77                            | \$ -            | -                | 0.00%          | SBE  |            |            |
|   |              | KS Engineers, P.C.                            | \$ 2,561,865.72                          | \$ -            | 13.73%           | 0.00%          | MBE  |            |            |
|   |              | McKenna Safety Services, LLC                  | \$ 496,882.52                            | \$ -            | -                | 0.00%          | SBE  |            |            |
|   |              | PKB Engineering Associates                    | \$ 1,182,091.06                          | \$ -            | 04.73%           | 0.00%          | MBE  |            |            |
|   |              | Safegate Associates, LLC                      | \$ 524,160.00                            | \$ -            | 02.10%           | 0.00%          | SBE  |            |            |
|   |              | Total IBE Payments to Date                    | \$ 6,938,234.52                          | \$ -            |                  | 0.00%          |      |            |            |
| Commission Administration Building at Scudder Falls                         | C-707A       | USA Architects (IBE)                          | \$ 1,376,451.71                          | \$ 700,798.00   | 40.00%           |                | SBE  | 02/27/2017 | 02/27/2019 |
|   |              |   | IBE Contracts Value                      | IBE Payments    |                  |                |      |            |            |
|   |              | ACT Engineers, Inc.                           | \$ 137,645.17                            | \$ 16,657.19    | 10.00%           | 1.21%          | SBE  |            |            |
|   |              | Ellana, Inc.                                  | \$ 55,058.07                             | \$ 32,996.69    | 06.00%           | 2.40%          | WBE  |            |            |
|   |              | French & Parrello Associates                  | \$ 550,000.00                            | \$ 124,016.51   | 40.00%           | 9.01%          | VBE  |            |            |
|   |              | IEI Group, Ltd.                               | \$ 82,587.10                             | \$ 56,055.11    | 06.00%           | 4.07%          | WBE  |            |            |
|   |              | Total IBE Payments to Date                    | \$ 825,290.34                            | \$ 229,725.50   |                  | 16.69%         |      |            |            |

\*\*\* The details above reflect data relative to all payments both PENDING CONFIRMED.  
Reporting period 07/01/2014 to 12/31/2017.

### Active Professional Services Contracts Payment Detail Report

| Contract Description   | Contract No. | Vendor(s)                            | Total Contracts Value<br>\$87,530,221.82 | Total Payments | IBE            |                |      | Start Date | End Date   |
|--|--------------|--------------------------------------|--|----------------|----------------|----------------|------|------------|------------|
|  |              |                                      |  |                | Target         | 25%            | Type |            |            |
|  |              |                                      |  |                | Actual         | 8.91%          |      |            |            |
|  |              |                                      |  |                | Total Payments | \$7,797,620.92 |      |            |            |
| Scudder Falls Bridge Replacement Project - PA Approach Improvements                          | CI-671A      | TRC Engineers, Inc.                  | \$ 6,515,220.03                          | \$ 240,017.41  | 25.00%         |                |      | 02/27/2017 | 08/31/2021 |
|  |              |                                      | IBE Contracts Value                      | IBE Payments   |                |                |      |            |            |
|  |              | RIG Consulting, Inc.                 | \$ 2,331,797.25                          | \$ -           | 35.79%         | 0.00%          | DBE  |            |            |
|  |              | Total IBE Payments to Date           | \$ 2,331,797.25                          | \$ -           |                | 0.00%          |      |            |            |
| Scudder Falls Bridge Replacement Project - Main River Bridge Replacement                     | CI-672A      | Parsons Brinckerhoff                 | \$ 7,776,718.32                          | \$ 123,397.14  | 25.00%         |                |      | 02/27/2017 | 12/31/2021 |
|  |              |                                      | IBE Contracts Value                      | IBE Payments   |                |                |      |            |            |
|  |              | KS Engineers, P.C.                   | \$ 2,886,717.84                          | \$ 49,474.92   | 37.12%         | 0.64%          | MBE  |            |            |
|  |              | Total IBE Payments to Date           | \$ 2,886,717.84                          | \$ 49,474.92   |                | 0.64%          |      |            |            |
| Scudder Falls Bridge Replacement Project - NJ Approach Construction                          | CI-673A      | Gannett Fleming, Inc.                | \$ 6,568,103.32                          | \$ 466,156.48  | 25.00%         |                |      | 02/27/2017 | 08/31/2021 |
|  |              |                                      | IBE Contracts Value                      | IBE Payments   |                |                |      |            |            |
|  |              | Churchill Consulting Engineers       | \$ 2,331,676.68                          | \$ 61,217.77   | 35.50%         | 0.93%          | SBE  |            |            |
|  |              | Total IBE Payments to Date           | \$ 2,331,676.68                          | \$ 61,217.77   |                | 0.93%          |      |            |            |
| I-78 Bridges and Approach Slabs Rehabilitation Construction Management / Inspection Services | CM-644A      | Greenman-Pedersen, Inc.              | \$ 1,545,442.08                          | \$ 137,205.16  | 25.00%         |                |      | 04/24/2017 | 01/15/2019 |
|  |              |                                      | IBE Contracts Value                      | IBE Payments   |                |                |      |            |            |
|  |              | Advanced Infrastructure Design, Inc. | \$ 19,008.94                             | \$ -           | 1.23%          | 0.00%          | DBE  |            |            |
|  |              | Envision Consultants, Ltd.           | \$ 90,408.36                             | \$ 10,244.20   | 5.85%          | 0.69%          | WBE  |            |            |
|  |              | JCMS, Inc.                           | \$ 345,869.94                            | \$ -           | 22.38%         | 0.00%          | DBE  |            |            |
|  |              | Total IBE Payments to Date           | \$ 455,287.24                            | \$ 10,244.20   |                | 0.69%          |      |            |            |
| Structural/Civil Task Order Agreement - PA Assignment  | C-715A       | Pennoni Associates, Inc.             | \$ 1,000,000.00                          | \$ 23,588.93   | 25.00%         |                |      | 06/27/2017 | 06/27/2019 |
|  |              |                                      | IBE Contracts Value                      | IBE Payments   |                |                |      |            |            |
|  |              | AGES, Inc.                           | \$ 50,000.00                             | \$ -           | 05.00%         | 0.00%          | DBE  |            |            |
|  |              | Envision Consultants, LTD            | \$ 50,000.00                             | \$ -           | 05.00%         | 0.00%          | DBE  |            |            |
|  |              | Malick & Scherer, PC                 | \$ 100,000.00                            | \$ -           | 10.00%         | 0.00%          | DBE  |            |            |
|  |              | Total IBE Payments to Date           | \$ 200,000.00                            | \$ -           |                | 0.00%          |      |            |            |
| Commission Administration Building at Scudder Falls - Construction Management Services       | CM-707A      | Joseph Jingoli & Son, Inc.           | \$ 529,869.10                            | \$ -           | 25.00%         |                |      | 11/20/2017 | 05/31/2019 |
|  |              |                                      | IBE Contracts Value                      | IBE Payments   |                |                |      |            |            |
|  |              | Envision Consultants, LTD            | \$ 42,389.53                             | \$ -           | 08.00%         | 0.00%          | DBE  |            |            |
|  |              | IH Engineers, P.C.                   | \$ 105,973.82                            | \$ -           | 20.00%         | 0.00%          | MBE  |            |            |
|  |              | Total IBE Payments to Date           | \$ 148,363.35                            | \$ -           |                | 0.00%          |      |            |            |

\*\*\* The details above reflect data relative to all payments both PENDING CONFIRMED.  
Reporting period 07/01/2014 to 12/31/2017.



### Active Construction Contracts Payment Detail Report

| Contract Description   | Contract No. | Vendor(s)   | Total Contracts Value |                     | Total Payments | IBE                          |                           | Type   | Start Date | End Date                          |
|--|--------------|---|-----------------------|---------------------|----------------|------------------------------|---------------------------|--------|------------|-----------------------------------|
|  |              |   | \$439,145,678.87      |                     |                | Target Actual Total Payments | 25% 2.61% \$11,482,181.81 |        |            |                                   |
| Scudder Falls Toll Supported Bridge - Interim Deck Repairs on I-95               | TS-677A      | Sparwick Contracting, Inc. (IBE)                    | \$                    | 1,003,336.00        | \$             | 999,656.00                   | 100.00%                   | 99.63% | SBE        | 05/20/2015 11/20/2018             |
| Electronic Toll Collection System Replacement - Design, Build & Maintain         | DB-540A      | Transcore, LP                                       | \$                    | 12,462,964.26       | \$             | 9,347,124.09                 | 25.00%                    |        |            | 10/27/2015 09/13/2021             |
|  |              |   |                       | IBE Contracts Value |                | IBE Payments                 |                           |        |            |                                   |
|  |              | All Points Communications, Inc.                     | \$                    | 405,046.34          | \$             | 581,979.20                   | 3.25%                     | 4.67%  | DBE        |                                   |
|  |              | Arora Engineers, Inc.                               | \$                    | 83,501.86           | \$             | 123,059.05                   | 0.67%                     | 0.99%  | MBE        |                                   |
|  |              | Flagger Force                                       | \$                    | 52,344.45           | \$             | 248,492.11                   | 0.42%                     | 1.99%  | DBE        |                                   |
|  |              | Globe Electric Supply Company, Inc.                 | \$                    | 281,662.99          | \$             | 173,648.78                   | 2.26%                     | 1.39%  | DBE        |                                   |
|  |              | HHC Services, Inc.                                  | \$                    | 6,231.48            | \$             | -                            | 0.05%                     | 0.00%  | DBE        |                                   |
|  |              | Jen Electric, Inc.                                  | \$                    | 439,942.64          | \$             | 865,972.00                   | 3.53%                     | 6.95%  | DBE        |                                   |
|  |              | KS Engineers, P.C.                                  | \$                    | 57,329.64           | \$             | 194,330.78                   | 0.46%                     | 1.56%  | MBE        |                                   |
|  |              | Red Wagon Printing D/B/A Minuteman Press            | \$                    | 8,724.07            | \$             | 6,177.93                     | 0.07%                     | 0.05%  | WBE        |                                   |
|  |              | Sharpened Image, Inc.                               | \$                    | 77,270.38           | \$             | 139,790.64                   | 0.62%                     | 1.12%  | DBE        |                                   |
|  |              | SJH Engineering, P.C.                               | \$                    | 6,231.48            | \$             | 14,500.00                    | 0.05%                     | 0.12%  | DBE        |                                   |
|  |              | Total IBE Payments to Date                          | \$                    | 1,418,285.33        | \$             | 2,347,950.49                 |                           | 5.73%  |            |                                   |
| I-78 Maintenance Garage Expansion at I-78 PA Welcome Ctr. / Maintenance Facility | T-508A       | Bracy Construction, Inc.                            | \$                    | 10,049,000.00       | \$             | 8,970,864.00                 | 25.00%                    |        |            | 06/27/2016 02/28/2018 (Tentative) |
|  |              |   |                       | IBE Contracts Value |                | IBE Payments                 |                           |        |            |                                   |
|  |              | C.A.Weiss Sales, LLC                                | \$                    | 275,342.00          | \$             | 245,498.71                   | 2.74%                     | 2.44%  | WBE        |                                   |
|  |              | Central II, Inc.                                    | \$                    | 32,750.00           | \$             | -                            | 0.33%                     | 0.00%  | MBE        |                                   |
|  |              | Gaver Industries, Inc. d/b/a Barker & Barker Paving | \$                    | 213,561.56          | \$             | 19,547.10                    | 2.13%                     | 0.19%  | VBE        |                                   |
|  |              | Ida Yeager Sales, Inc.                              | \$                    | 159,401.50          | \$             | 63,212.50                    | 1.59%                     | 0.63%  | DBE        |                                   |
|  |              | J. Sterling Solutions, LLC                          | \$                    | 1.00                | \$             | 51,476.64                    | 0.00%                     | 0.51%  | DBE        |                                   |
|  |              | Palma, Inc.   | \$                    | 89,952.00           | \$             | -                            | 0.90%                     | 0.00%  | SBE        |                                   |
|  |              | Penn State Electrical Mechanical Supply Co., Inc.   | \$                    | 240,000.00          | \$             | 196,063.29                   | 2.39%                     | 1.95%  | DBE        |                                   |
|  |              | Reeb Building Systems, LLC                          | \$                    | 690,565.34          | \$             | 516,716.68                   | 6.87%                     | 5.14%  | DBE        |                                   |
|  |              | Total IBE Payments to Date                          | \$                    | 1,701,573.40        | \$             | 1,092,514.92                 |                           | 10.87% |            |                                   |

\*\*\* The details above reflect data relative to all payments both PENDING CONFIRMED.  
Reporting period from 07/01/2014 to 12/31/2017

### Active Construction Contracts Payment Detail Report

| Contract Description   | Contract No. | Vendor(s)                            | Total Contracts Value | Total Payments   | IBE      |       |                 | Type | Start Date | End Date   |
|--|--------------|--------------------------------------|-----------------------|------------------|----------|-------|-----------------|------|------------|------------|
|  |              |                                      | \$439,145,678.87      |                  | Target   | 25%   | Actual          |      |            |            |
|  |              |                                      |                       |                  | Total    |       | 2.61%           |      |            |            |
|  |              |                                      |                       |                  | Payments |       | \$11,482,181.81 |      |            |            |
| Seudder Falls Bridge Replacement Project - Pennsylvania Side                   | T-668A-1     | Trumbull Corporation                 | \$ 396,000,000.00     | \$ 36,446,864.66 | 25.00%   |       |                 |      | 02/27/2017 | 09/30/2021 |
|  |              |                                      | IBE Contracts Value   | IBE Payments     |          |       |                 |      |            |            |
|  |              | ABC Construction Co., Inc.           | \$ 100.00             | \$ 1,547,532.15  | 0.00%    | 0.39% |                 | DBE  |            |            |
|  |              | Alliance Landscaping, Inc.           | \$ 102,800.00         | \$ 88,448.50     | 0.03%    | 0.02% |                 | WBE  |            |            |
|  |              | Aspen Landscaping Contracting, Inc.  | \$ 3,129,213.00       | \$ -             | 0.79%    | 0.00% |                 | SBE  |            |            |
|  |              | Baseline Supply, LLC                 | \$ 5,184,510.49       | \$ 646,492.52    | 1.31%    | 0.16% |                 | WBE  |            |            |
|  |              | Bridg-it Fabricators, Inc.           | \$ 1,596,794.64       | \$ -             | 0.40%    | 0.00% |                 | DBE  |            |            |
|  |              | Delta Line Construction Co.          | \$ 15,995,106.80      | \$ 634,859.00    | 4.04%    | 0.16% |                 | WBE  |            |            |
|  |              | Filly Oil, Inc.                      | \$ 100.00             | \$ 179,067.53    | 0.00%    | 0.05% |                 | WBE  |            |            |
|  |              | JMD Building Products, LLC           | \$ 116,844.00         | \$ 19,375.00     | 0.03%    | 0.00% |                 | WBE  |            |            |
|  |              | LB Construction Enterprises, Inc.    | \$ 2,958,036.23       | \$ 1,112,960.72  | 0.75%    | 0.28% |                 | MBE  |            |            |
|  |              | M.L. Ruberton Construction Co., Inc. | \$ 7,402,644.00       | \$ 178,041.25    | 1.87%    | 0.04% |                 | WBE  |            |            |
|  |              | Madura Steel Sales, Inc              | \$ 100.00             | \$ 406,511.11    | 0.00%    | 0.10% |                 | DBE  |            |            |
|  |              | North Suburban Tree Service, Inc.    | \$ 307,727.00         | \$ 30,502.00     | 0.08%    | 0.01% |                 | DBE  |            |            |
|  |              | Pavilion Drainage Supply Co., Inc.   | \$ 30,653.25          | \$ -             | 0.01%    | 0.00% |                 | DBE  |            |            |
|  |              | Shaka                                | \$ 3,500.00           | \$ 3,500.00      | 0.00%    | 0.00% |                 | DBE  |            |            |
|  |              | Structural Services, Inc.            | \$ 2,569,996.50       | \$ -             | 0.65%    | 0.00% |                 | SBE  |            |            |
|  |              | Timber Industries, LLC               | \$ 739,889.80         | \$ 682,120.81    | 0.19%    | 0.17% |                 | MBE  |            |            |
|  |              | VideoTek Construction, LLC           | \$ 100.00             | \$ -             | 0.00%    | 0.00% |                 | DBE  |            |            |
|  |              | W.R. Burnett, Inc.                   | \$ 100.00             | \$ 379,252.50    | 0.00%    | 0.10% |                 | MBE  |            |            |
|  |              | Work Zone Contractors, LLC           | \$ 519,225.00         | \$ 647,983.81    | 0.13%    | 0.16% |                 | DBE  |            |            |
|  |              | Zone Stripping, Inc.                 | \$ 1,183,583.77       | \$ 63,790.69     | 0.30%    | 0.02% |                 | SBE  |            |            |
|  |              | Total IBE Payments to Date           | \$ 41,841,024.48      | \$ 6,620,437.59  |          | 1.67% |                 |      |            |            |
| Lower Trenton Toll Supported Bridge Approach Traffic Signal Equipment Upgrades | TS-699A      | Carr & Duff, Inc.                    | \$ 141,046.00         | \$ 118,372.70    | 25.00%   | 0.00% |                 |      | 03/29/2017 | 03/29/2021 |
|  |              |                                      | IBE Contracts Value   | IBE Payments     |          |       |                 |      |            |            |
|  |              | General Highway Products, Inc        | \$ 35,261.50          | \$ -             | 25.00%   | 0.00% |                 | WBE  |            |            |
|  |              | Total IBE Payments to Date           | \$ 35,261.50          | \$ -             |          | 0.00% |                 |      |            |            |
| Milford-Montague Toll Bridge Salt Storage Building                             | T-717A       | Brucy Construction                   | \$ 1,244,000.00       | \$ 140,998.50    | 25.00%   |       |                 |      | 03/29/2017 | 03/29/2021 |
|  |              |                                      | IBE Contracts Value   | IBE Payments     |          |       |                 |      |            |            |
|  |              | Keystone Dirt Works, Inc.            | \$ 124,400.00         | \$ -             | 10.00%   | 0.00% |                 | WBE  |            |            |
|  |              | Total IBE Payments to Date           | \$ 124,400.00         | \$ -             |          | 0.00% |                 |      |            |            |

\*\*\* The details above reflect data relative to all payments both PENDING CONFIRMED.  
Reporting period from 07/01/2014 to 12/31/2017



### Active Construction Contracts Payment Detail Report

| Contract Description  | Contract No. | Vendor(s)                              | Total Contracts Value | Total Payments  | IBE      |                 |        | Type | Start Date | End Date   |
|---|--------------|--|-----------------------|-----------------|----------|-----------------|--------|------|------------|------------|
|   |              |  | \$439,145,678.87      |                 | Target   | 25%             | Actual |      |            |            |
|   |              |  |                       |                 | Total    | 2.61%           |        |      |            |            |
|   |              |  |                       |                 | Payments | \$11,482,181.81 |        |      |            |            |
| Easton - Phillipsburg Toll Bridge Administration Building                 | T-644A       | J.D. Eckman, Inc.                      | \$ 11,117,003.61      | \$ 2,303,358.61 | 25.00%   |                 |        |      | 06/01/2017 | 12/21/2018 |
|   |              |  | IBE Contracts Value   | IBE Payments    |          |                 |        |      |            |            |
|   |              | Established Traffic Control            | \$ 244,574.00         | \$ 268,048.44   | 2.20%    |                 | 2.41%  | WBE  |            |            |
|   |              | Jag'd Construction, Inc.               | \$ 2,809,000.00       | \$ -            | 25.27%   |                 | 0.00%  | SBE  |            |            |
|   |              | Jilco, Inc.                            | \$ 266,808.01         | \$ -            | 2.40%    |                 | 0.00%  | DBE  |            |            |
|   |              | Total IBE Payments to Date             | \$ 3,320,382.01       | \$ 268,048.44   |          |                 | 2.41%  |      |            |            |
| Lower Trenton Toll Supported Bridge Replacement Of Sign Lighting Elements | TS-687A      | Carr & Duff, Inc.                      | \$ 647,000.00         | \$ 419,400.00   | 25.00%   |                 |        |      | 06/23/2017 | 10/31/2017 |
|   |              |  | IBE Contracts Value   | IBE Payments    |          |                 |        |      |            |            |
|   |              | North Star Electrical Supply Co., Inc. | \$ 123,750.00         | \$ 153,574.37   | 19.13%   |                 | 23.74% | WBE  |            |            |
|   |              | Total IBE Payments to Date             | \$ 123,750.00         | \$ 153,574.37   |          |                 | 23.74% |      |            |            |
| Building and Facilities Energy Conservation                               | T-645A       | MJF Electrical Contracting, Inc.       | \$ 5,326,520.00       | \$ -            | 25.00%   |                 |        |      | 06/27/2017 | 05/11/2018 |
|   |              |  | IBE Contracts Value   | IBE Payments    |          |                 |        |      |            |            |
|   |              | Atlas Flasher & Supply Co.             | \$ -                  | \$ -            | 0.00%    |                 | 0.00%  | DBE  |            |            |
|   |              | Turtle & Hughes                        | \$ 1,063,420.00       | \$ -            | 19.96%   |                 | 0.00%  |      |            |            |
|   |              | Total IBE Payments to Date             | \$ 1,063,420.00       | \$ -            |          |                 | 0.00%  |      |            |            |
| Building and Facilities Energy Conservation                               | T-645B       | Schneider Electric                     | \$ 1,154,809.00       | \$ -            | 25.00%   |                 |        |      | 06/27/2017 | 05/18/2018 |
|   |              |  | IBE Contracts Value   | IBE Payments    |          |                 |        |      |            |            |
|   |              | Cedar Electric, Inc.                   | \$ 173,221.35         | \$ -            | 15.00%   |                 | 0.00%  | VBE  |            |            |
|   |              | MAS Construction Services, LLC         | \$ 115,489.00         | \$ -            | 10.00%   |                 | 0.00%  | WBE  |            |            |
|   |              | Total IBE Payments to Date             | \$ 288,710.35         | \$ -            |          |                 | 0.00%  |      |            |            |


\*\*\* The details above reflect data relative to all payments both PENDING CONFIRMED.  
Reporting period from 07/01/2014 to 12/31/2017



## Summary - Completed Professional Services and Construction Contracts Payments Detail Report Totals


### Summary - Professional Services (PS) and Construction Contracts (CC)

|  |                  |               |
|--|------------------|---------------|
| <b>Total Number of Contracts - (PS &amp; CC)</b>           | <b>12</b>        | <b>IBE %</b>  |
| <b>IBE Target for All Prime Contractors</b>                |                  | <b>25.00%</b> |
| <b>Total Payments to Prime Contractors - (PS &amp; CC)</b> | \$ 26,912,648.32 |               |
| <b>Total Payments to IBEs</b>                              | \$ 9,730,258.19  | <b>35.55%</b> |




### Summary - Professional Services Contracts (PS)

|  |                 |               |
|--|-----------------|---------------|
| <b>Total Number of Professional Contracts - (PS)</b> | <b>3</b>        | <b>IBE %</b>  |
| <b>IBE Target for All Prime Contractors</b>          |                 | <b>25.00%</b> |
| <b>Total Payments to Prime Contractors - (PS)</b>    | \$ 1,792,422.29 |               |
| <b>Total Payments to IBEs</b>                        | \$ 344,134.20   | <b>18.51%</b> |



### Summary - Construction Contracts (CC)

|   |                  |               |
|---|------------------|---------------|
| <b>Total Number of Contracts - (CC)</b>           | <b>9</b>         | <b>IBE %</b>  |
| <b>IBE Target for All Prime Contractors</b>       |                  | <b>25.00%</b> |
| <b>Total Payments to Prime Contractors - (CC)</b> | \$ 25,120,226.03 |               |
| <b>Total Payments to IBEs</b>                     | \$ 9,386,123.99  | <b>36.79%</b> |



PS = Professional Services Prime Consultants

CC = Construction Prime Contractors

IBE = Minority, Women, Small, Veteran, Disadvantaged, and Disabled Subcontractors and Subconsultants

Target = IBE 25% Commitment on Commission Awarded Projects

\*The above bar charts reflect data included in the proceeding Payment Detail Reports.

## Completed Professional Services Contracts Payment Detail Report

|  |              |                                    | Contracts Value | Total Payments Made to IBEs | IBE Target | IBE Average |          |                       |
|--|--------------|------------------------------------|-----------------|-----------------------------|------------|-------------|----------|-----------------------|
|  |              |                                    | \$ 1,792,453.93 | \$ 400,970.87               | 25.00%     | 22.37%      |          |                       |
| Contract Title   | Contract No. | Vendor                             | Contract Value  | Total IBE Payments          | IBE Target | IBE Actual  | IBE Type | Start Date End Date   |
| Scudder Falls Bridge Replacement Project - PA Noise Walls Construction                                 | CI-665A      | Jacobs Engineering Group, Inc.     | \$ 626,965.40   | \$ 626,933.76               | 25.00%     | 7.14%       |          | 05/23/2016 11/02/2017 |
|  |              | IH Engineers, P.C.                 | \$ 90,283.02    | \$ 44,766.05                | 14.40%     | 7.14%       | MBE      |                       |
|  |              | RIG Consulting, Inc.               | \$ 68,088.44    | \$ -                        | 10.86%     | 0.00%       | DBE      |                       |
| Riverton - Belvidere Toll Supported Bridge Critical Member Strengthening - Design                      | C-650A       | Ammann & Whitney                   | \$ 451,072.33   | \$ 451,072.33               | 25.00%     | 20.66%      |          | 10/26/2015 08/08/2017 |
|  |              | Pickering, Corts & Summerson, Inc. | \$ 116,376.66   | \$ 93,184.47                | 25.80%     | 20.66%      | SBE      |                       |
| Portland - Columbia Toll Bridge Approach Roadways Improvements   | CI-566A      | Jacobs Engineering Group, Inc.     | \$ 476,991.53   | \$ 476,991.53               | 25.00%     | 30.29%      |          | 02/23/2015 10/15/2016 |
|  |              | AmerCom Corporation                | \$ 150,490.83   | \$ 144,473.11               | 31.55%     | 30.29%      | MBE      |                       |
|  |              | Naik Consulting Group, P.C.        | \$ 23,229.49    | \$ -                        | 04.87%     | 0.00%       | SBE      |                       |
| Scudder Falls Bridge Replacement Project - Traffic Engineering Services Pre-construction Traffic Study | C-663A       | Pennoni Associates, Inc.           | \$ 237,424.67   | \$ 237,424.67               | 25.00%     | 49.93%      |          | 07/30/2015 4/20/2016  |
|  |              | Drive Engineering Corp.            | \$ 8,072.44     | \$ 6,757.64                 | 03.40%     | 2.85%       | MBE      |                       |
|  |              | TechniQuest Corporation            | \$ 86,660.00    | \$ 111,789.60               | 36.50%     | 47.08%      | MBE      |                       |



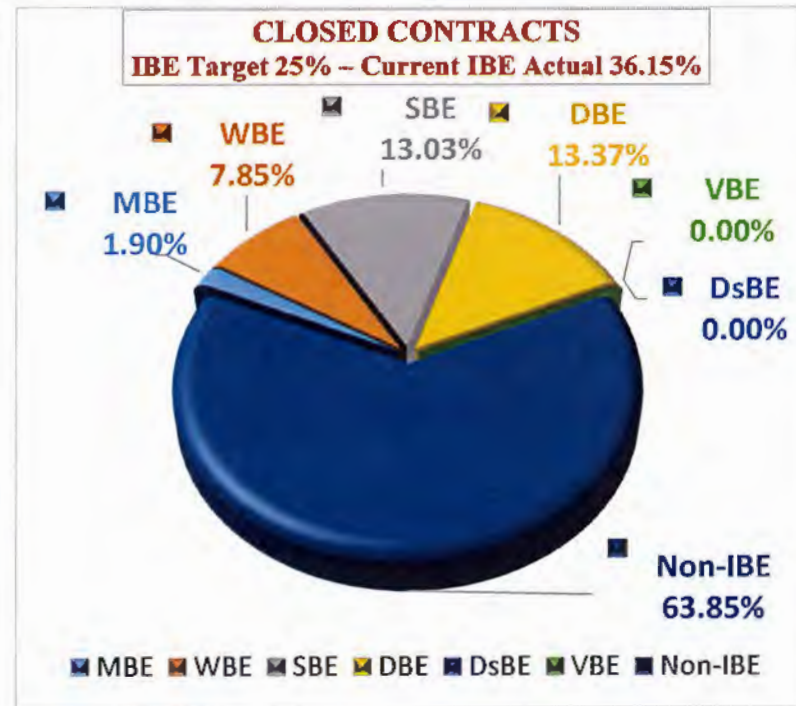
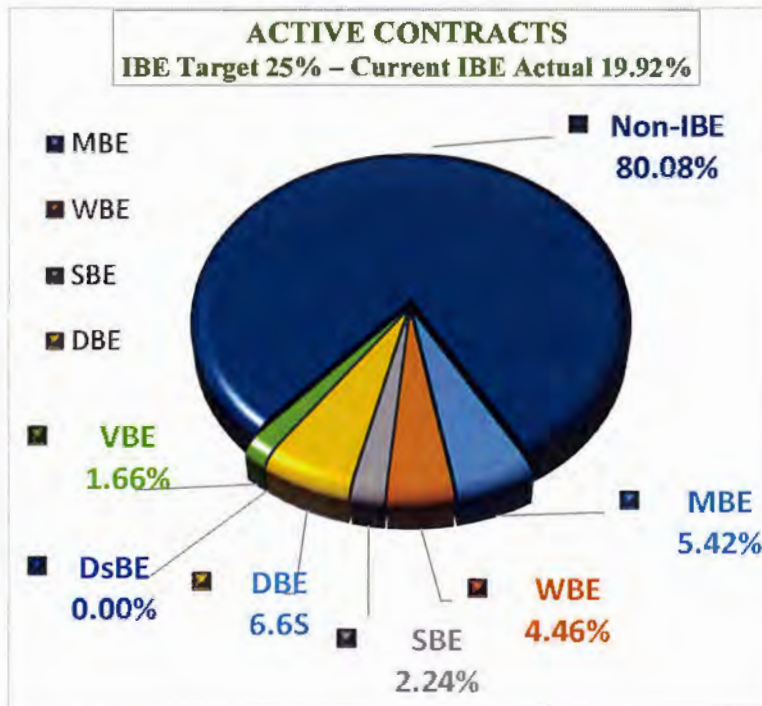
## Completed Construction Contracts Payment Detail Report

|  |              |   |                  | <b>Contract Value</b>  | <b>Total Payments Made to IBEs</b> | <b>IBE Target</b> | <b>IBE Average</b> |            |            |
|--|--------------|---|------------------|------------------------|------------------------------------|-------------------|--------------------|------------|------------|
|  |              |   |                  | \$25,120,226.14        | \$ 6,331,919.75                    | 25.00%            | 25.21%             |            |            |
| Description  | Contract No. | Vendor  | Contract Value   | Total Payments to Date | IBE Target                         | IBE Actual        | IBE Type           | Start Date | End Date   |
| Scudder Falls Bridge Replacement Project - Tree Clearing               | T-667A       | AP Construction, Inc.                           | \$ 1,721,688.26  | \$ 1,721,688.26        | 25.00%                             | 26.42%            |                    | 12/23/2015 | 09/20/2017 |
|  |              | Athena Contracting, Inc.                        | \$ 181,499.94    | \$ 243,315.01          | 10.54%                             | 14.13%            | WBE                |            |            |
|  |              | BFW Group                                       | \$ 15,000.00     | \$ 8,550.00            | 0.87%                              | 0.50%             | DBE                |            |            |
|  |              | Sable Construction, Inc.                        | \$ 272,249.91    | \$ 202,960.00          | 15.81%                             | 11.79%            | MBE                |            |            |
| Scudder Falls Bridge Replacement Project - PA Noise Walls              | T-666A       | PKF-Mark III, Inc.                              | \$ 11,219,737.01 | \$ 11,219,737.01       | 25.00%                             | 31.54%            |                    | 04/29/2016 | 08/14/2017 |
|  |              | Bird Solutions International                    | \$ 140,732.00    | \$ 122,732.00          | 1.25%                              | 1.09%             |                    |            |            |
|  |              | Green Valley Landscaping, Inc.                  | \$ 42,418.29     | \$ 72,163.76           | 0.38%                              | 0.64%             |                    |            |            |
|  |              | Sanders Construction Company, Inc.              | \$ 3,624,651.69  | \$ 3,338,786.23        | 32.31%                             | 29.76%            | DBE                |            |            |
|  |              | Work Zone Contractors, LLC                      | \$ 7,886.40      | \$ 5,352.12            | 0.07%                              | 0.05%             | DBE                |            |            |
| Scudder Falls Bridge Replacement Project Subsurface Boring & Sampling  | T-661A       | TRC Engineers                                   | \$ 1,438,942.00  | \$ 1,438,941.98        | 25.00%                             | 16.29%            |                    | 05/18/2015 | 05/18/2017 |
|  |              | Garden State Highway Products                   | \$ 196,519.30    | \$ 196,519.30          | 13.66%                             | 13.66%            | WBE                |            |            |
|  |              | Traffic Regulators                              | \$ 37,947.00     | \$ 37,947.00           | 2.64%                              | 2.64%             | SBE                |            |            |
| I-78 Toll Plaza Bumper Block Replacement                               | T-705A       | Sparwick Contracting, Inc. (IBE)                | \$ 160,006.00    | \$ 160,006.00          | 25.00%                             | 100.00%           | SBE                | 10/17/2016 | 03/03/2017 |
| DIII Toll Bridges Facilities Emergency Standby Generators Improvements | T-514A       | West Side Hammer Electric                       | \$ 644,686.07    | \$ 644,686.00          | 25.00%                             | 30.61%            |                    | 07/27/2015 | 01/08/2017 |
|  |              | Penn State Electric Mechanical Supply Co., Inc. | \$ 197,339.20    | \$ 197,339.99          | 30.61%                             | 30.61%            | DBE                |            |            |
| Lower Trenton TSB Approach Roadways Improvements                       | TS-639B      | Mount Construction, Co. Inc. (IBE)              | \$ 2,090,794.02  | \$ 2,090,794.00        | 25.00%                             | 100.00%           | WBE                | 04/09/2015 | 12/06/2016 |
| Easton / Phillipsburg Ramp C Stabilization                             | T-641A       | Merceo, Inc. (IBE)                              | \$ 998,300.00    | \$ 998,300.00          | 25.00%                             | 100.00%           | SBE                | 11/23/2015 | 12/01/2016 |
| Portland - Columbia Toll Bridge Approach Roadway Improvement           | T-566A       | Intercounty Paving Company                      | \$ 6,193,334.28  | \$ 6,193,334.28        | 25.00%                             | 30.32%            |                    | 02/25/2015 | 11/30/2016 |
|  |              | Established Traffic Control                     | \$ 43,589.66     | \$ 43,589.66           | 0.70%                              | 0.70%             | DBE                |            |            |
|  |              | MV Contracting, Inc.                            | \$ 1,652,064.50  | \$ 1,652,064.50        | 26.67%                             | 26.67%            | WBE                |            |            |
|  |              | PIM Corporation                                 | \$ 160,217.70    | \$ 160,217.70          | 2.59%                              | 2.59%             | SBE                |            |            |
|  |              | The Vann Organization                           | \$ 22,035.00     | \$ 22,035.00           | 0.36%                              | 0.36%             | SBE                |            |            |

### Completed Construction Contracts Payment Detail Report

|  |         |                                 | Contract Value  | Total Payments Made to IBEs | IBE Target | IBE Average |                       |  |
|--|---------|---------------------------------|-----------------|-----------------------------|------------|-------------|-----------------------|--|
|  |         |                                 | \$25,120,226.14 | \$ 6,331,919.75             | 25.00%     | 25.21%      |                       |  |
| Riverton - Belvidere Toll Supported Bridge | TS-650A | ROAD-CON, INC.                  | \$ 652,738.50   | \$ 652,738.50               | 25.00%     | 4.34%       | 08/15/2016 11/11/2016 |  |
|  |         | Desilvio & Company, Inc.        | \$ 16,848.00    | \$ 16,848.00                | 2.58%      | 2.58%       | WBE                   |  |
|  |         | Established Traffic Control     | \$ 4,317.48     | \$ 4,317.48                 | 0.66%      | 0.66%       | WBE                   |  |
|  |         | RAM-T Corporation               | \$ 7,182.00     | \$ 7,182.00                 | 1.10%      | 1.10%       | DBE                   |  |
|  |         | Williams Flagger Logistics, LLC | \$ 49,842.17    | \$ -                        | 7.64%      | 0.00%       |                       |  |

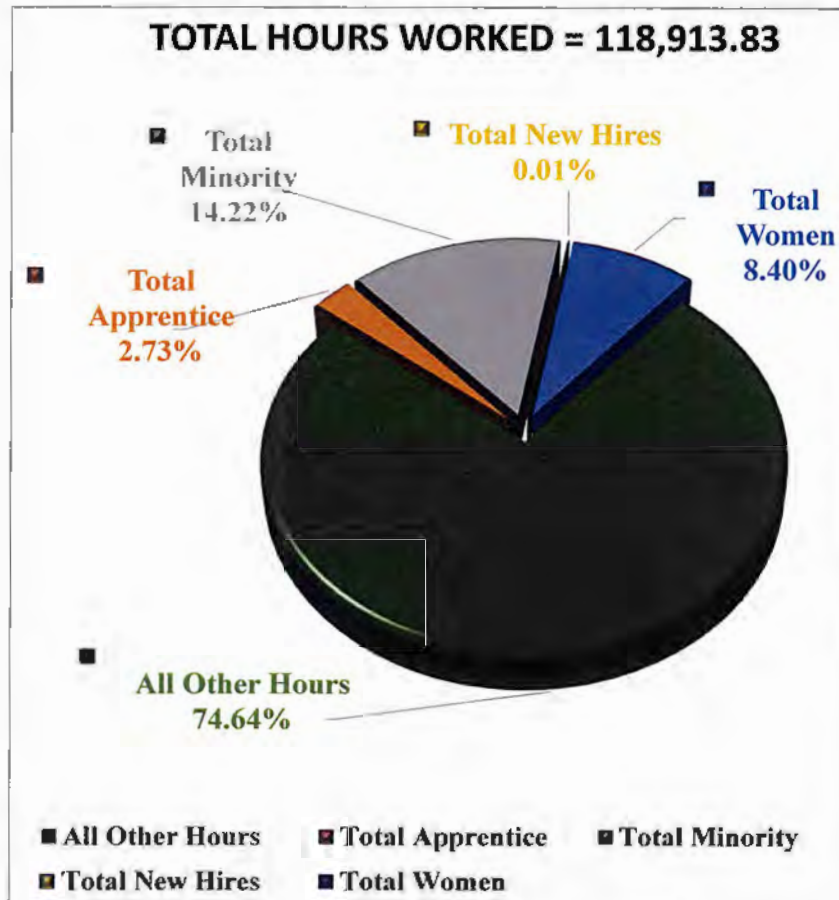
## PERCENTAGES OF PAYMENTS TO IBE CERTIFIED SUBCONTRACTORS (MBE / WBE / SBE / DBE / DSBE / VBE)



Reporting period from 07/01/2014 to 12/31/2017



# WORKFORCE UTILIZATION REPORTING



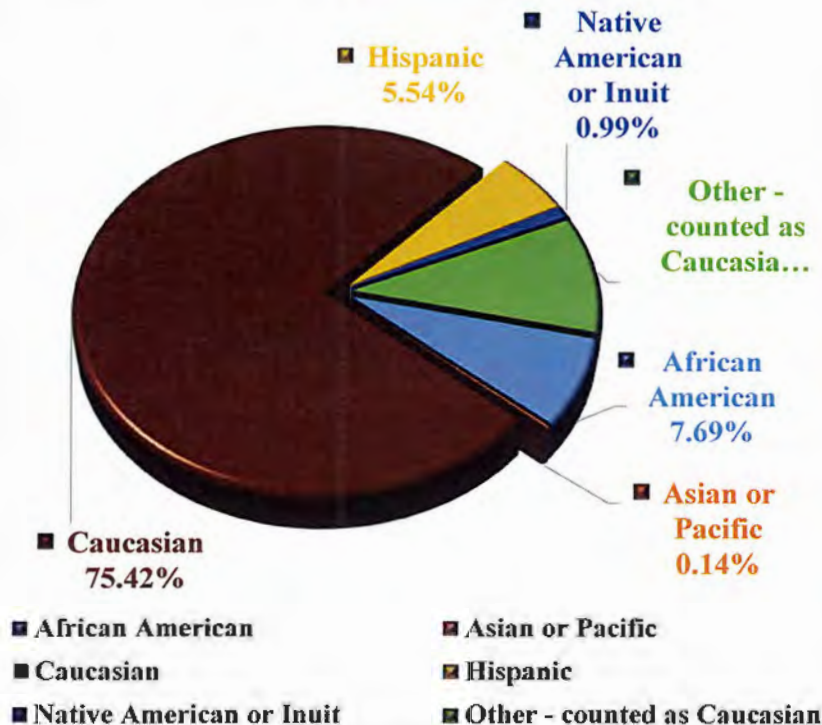
Hours Worked Pie Chart = reflects the individual(s) hours worked by the Prime Contractor(s) and/or their Subcontractor(s) Employees (IBE and Non-IBE).

| Work Force Goals                           | Total Hours | # of Workers |
|--|-------------|--------------|
| Local Residents(New Jersey, Pennsylvania)  | 118,913.83  | 692          |
| Local Apprentice(New Jersey, Pennsylvania) | 3,330.00    | 16           |
| Total Minority                             | 17,379.75   | 100          |
| Total New Hires                            | 6.50        | 1            |
| Total Women                                | 10,264.25   | 45           |
| Total Apprentice                           | 3,330.00    | 16           |
| Total (ALL Localities)                     | 122,189.33  | 715          |

The above-referenced workforce utilization data is reflected in the following spreadsheets.

# WORKFORCE UTILIZATION REPORTING

**ETHNICITY HOURS PERCENTAGE**



Ethnicity Pie Chart = reflects the ethnic backgrounds of all individual workers reporting on Commission Projects (Primes Employees / Subcontractor Employees).

| Ethnicity Breakdown        | Total Hours | # of Workers |
|----------------------------|-------------|--------------|
| African American           | 9,025.25    | 41           |
| Asian or Pacific Islander  | 166.00      | 4            |
| Caucasian                  | 88,568.08   | 424          |
| Hispanic                   | 6,502.50    | 50           |
| Native American or Alaskan | 1,158.50    | 3            |
| Other                      | 12,007.50   | 152          |

The above-referenced workforce utilization data is reflected in the following spreadsheets.



**WORKFORCE UTILIZATION REPORTING SUMMARY**  
**(Hours Worked by Trade)**  
**Trade, Ethnicity Gender**

| Workforce Utilization Totals   | Total Hours Worked | Total Apprentice Hours | PA Hours   | PA %    | NJ Hours  | NJ %   | Other Localities | Other Localities % | Caucasian / White | American Indian | Asian Pacific Islander | Black / African American | Latino / Hispanic | Other     | Total Minorities | Minority % | Total Women | Women % | New Hires |
|--|--------------------|------------------------|------------|---------|-----------|--------|------------------|--------------------|-------------------|-----------------|------------------------|--------------------------|-------------------|-----------|------------------|------------|-------------|---------|-----------|
|  | 118,338.83         | 3,329.00               | 100,179.58 | 84.65%  | 13,981.75 | 11.82% | 848.50           | 0.72%              | 88,668.08         | 1,158.50        | 166.00                 | 9,025.25                 | 6,502.50          | 12,007.50 | 16,852.25        | 14.24%     | 10,022.75   | 8.47%   | 6.50      |
| Project Name   | Total Hours Worked | Total Apprentice Hours | PA Hours   | PA %    | NJ Hours  | NJ %   | Other Localities | Other Localities % | Caucasian / White | American Indian | Asian Pacific Islander | Black / African American | Latino / Hispanic | Other     | Total Minorities | Minority % | Total Women | Women % | New Hires |
| DB-840A TRANSORE - Electronic Toll Collection System Replacement - Design, Build & Maintain                    | 2,040.00           | 0.00                   | 875.00     | 42.89%  | 108.00    | 5.29%  | 32.00            | 1.57%              | 321.00            | 0.00            | 188.00                 | 874.00                   | 255.50            | 631.50    | 1,087.50         | 53.31%     | 0.00        | 0.00%   | 0.00      |
| T-508A BRACY CONSTRUCTION - I-78 Maintenance Garage Expansion at I-78 PA Welcome Center / Maintenance Facility | 31,367.58          | 2,072.00               | 29,219.04  | 93.15%  | 1,798.00  | 5.73%  | 26.50            | 0.09%              | 25,579.83         | 0.00            | 0.00                   | 72.50                    | 1,395.00          | 9,319.25  | 1,468.50         | 4.68%      | 851.25      | 2.75%   | 6.50      |
| T-644A J.D. ECKMAN - EASTON PHILIPSBURG TB FACILITY ADMINISTRATION BLDG  | 7,233.25           | 0.00                   | 7,233.25   | 100.00% | 0.00      | 0.00%  | 0.00             | 0.00%              | 6,870.00          | 0.00            | 0.00                   | 824.50                   | 796.00            | 242.75    | 1,420.50         | 19.64%     | 910.00      | 12.58%  | 0.00      |
| T-645A MJF - BUILDING & FACILITIES ENERGY CONSERVATION   | 698.00             | 178.00                 | 876.00     | 83.78%  | 120.00    | 17.24% | 0.00             | 0.00%              | 676.00            | 0.00            | 0.00                   | 0.00                     | 120.00            | 0.00      | 120.00           | 17.24%     | 0.00        | 0.00%   | 0.00      |
| T-658A TRUMBULL - Pennsylvania SFB Bridge Replacement Project  | 71,729.50          | 259.00                 | 59,630.25  | 81.74%  | 11,240.25 | 16.67% | 788.00           | 1.10%              | 67,430.25         | 1,159.50        | 8.00                   | 7,530.25                 | 3,788.50          | 1,814.00  | 12,485.25        | 17.41%     | 8,251.50    | 11.50%  | 0.00      |
| T-717A BRACY CONSTRUCTION - Milford-Montague Toll Bridge Belt Storage Building                                 | 1,824.00           | 0.00                   | 1,825.00   | 99.99%  | 8.00      | 0.44%  | 0.00             | 0.00%              | 1,710.00          | 0.00            | 0.00                   | 124.00                   | 0.00              | 0.00      | 124.00           | 6.76%      | 0.00        | 0.00%   | 0.00      |
| TS-687A CARR & DUFF - LOWER TRENTON TOLL SUPPORTED BRIDGE REPLACEMENT OF SIGN LIGHTING ELEMENTS                | 2,183.00           | 813.00                 | 1,680.00   | 73.85%  | 583.00    | 26.16% | 0.00             | 0.00%              | 2,130.00          | 0.00            | 0.00                   | 0.00                     | 23.00             | 0.00      | 23.00            | 1.07%      | 0.00        | 0.00%   | 0.00      |
| TS-699A CARR & DUFF - LOWER TRENTON TSB APPROACH TRAFFIC SIGNAL EQUIPMENT UPGRADES                             | 374.50             | 9.00                   | 230.00     | 61.42%  | 144.50    | 38.68% | 0.00             | 0.00%              | 251.00            | 0.00            | 0.00                   | 0.00                     | 123.50            | 0.00      | 123.50           | 32.98%     | 0.00        | 0.00%   | 0.00      |
| T-645B SCHNEIDER ELECTRIC - BUILDING & FACILITIES ENERGY CONSERVATION MEASURES - MECHANICAL/CONTROLS           | 0.00               | 0.00                   | 0.00       | 0.00%   | 0.00      | 0.00%  | 0.00             | 0.00%              | 0.00              | 0.00            | 0.00                   | 0.00                     | 0.00              | 0.00      | 0.00             | 0.00%      | 0.00        | 0.00%   | 0.00      |
| TS-677A SPARWICK - SF TSB INTERIM DECK REPAIRS ON I-95   | 0.00               | 0.00                   | 0.00       | 0.00%   | 0.00      | 0.00%  | 0.00             | 0.00%              | 0.00              | 0.00            | 0.00                   | 0.00                     | 0.00              | 0.00      | 0.00             | 0.00%      | 0.00        | 0.00%   | 0.00      |



# WORKFORCE UTILIZATION REPORTING

(Hours Worked by Trade)

Trade, Ethnicity Gender

| Workforce Utilization Totals | Total Hours Worked | Total Apprentice Hours | PA Hours   | PA %   | NJ Hours  | NJ %   | Other Localities | Other Localities % | Caucasian / White | American Indian | Asian Pacific Islander | Black / African American | Latino / Hispanic | Other     | Total Minorities | Minority % | Total Women | Women % | New Hires |
|------------------------------|--------------------|------------------------|------------|--------|-----------|--------|------------------|--------------------|-------------------|-----------------|------------------------|--------------------------|-------------------|-----------|------------------|------------|-------------|---------|-----------|
|                              | 118,338.83         | 3,329.00               | 100,179.88 | 84.65% | 13,981.75 | 11.82% | 848.60           | 0.72%              | 88,568.08         | 1,158.60        | 186.00                 | 9,025.25                 | 6,602.60          | 12,007.60 | 16,852.25        | 14.24%     | 10,022.75   | 8.47%   | 6.50      |

| Project Name | Company Name | Trade Description | Total Hours Worked | Total Apprentice Hours | PA Hours | PA % | NJ Hours | NJ % | Other Localities | Other Localities % | Caucasian / White | American Indian | Asian Pacific Islander | Black / African American | Latino / Hispanic | Other | Total Minorities | Minority % | Total Women | Women % | New Hires |
|--------------|--------------|-------------------|--------------------|------------------------|----------|------|----------|------|------------------|--------------------|-------------------|-----------------|------------------------|--------------------------|-------------------|-------|------------------|------------|-------------|---------|-----------|
|--------------|--------------|-------------------|--------------------|------------------------|----------|------|----------|------|------------------|--------------------|-------------------|-----------------|------------------------|--------------------------|-------------------|-------|------------------|------------|-------------|---------|-----------|

| Project Name  | Company Name                                       | Trade Description                          | 2,040.00 | 0.00 | 878.00 | 42.89% | 108.00 | 5.29%   | 32.00 | 1.87% | 321.00 | 0.00 | 158.00 | 874.00 | 256.60 | 631.60 | 1,087.60 | 63.31% | 0.00 | 0.00% | 0.00 |
|---|--|--|----------|------|--------|--------|--------|---------|-------|-------|--------|------|--------|--------|--------|--------|----------|--------|------|-------|------|
| DB-540A TRANSORE - Electronic Toll Collection System Replacement - Design, Build & Maintain | JEN ELECTRIC, INC.<br>Transore LP - Harrisburg, PA | Electrician                                | 48.00    | 0.00 |        | 0.00%  | 48.00  | 100.00% |       |       | 48.00  |      |        |        |        |        |          | 0.00%  |      | 0.00% |      |
|   |  | ELECTRICIAN                                | 787.50   | 0.00 | 335.50 | 42.60% |        | 0.00%   |       |       | 202.50 |      |        | 231.00 | 166.50 | 187.50 | 397.50   | 50.48% |      | 0.00% |      |
|   |  | TELECOMMUNICATIONS INSTALLATION TECHNICIAN | 1,204.50 | 0.00 | 539.50 | 44.79% | 80.00  | 4.98%   | 32.00 | 2.68% | 70.50  |      | 158.00 | 443.00 | 89.00  | 444.00 | 680.00   | 57.29% |      | 0.00% |      |

| Project Name   | Company Name  | Trade Description        | 31,367.68 | 2,073.00 | 29,218.68 | 93.16%  | 1,788.00 | 5.73%  | 28.80 | 0.09%   | 20,579.83 | 0.00 | 0.00 | 72.50 | 1,386.00 | 9,319.25 | 1,468.60 | 4.68%  | 851.25 | 2.75%  | 6.50 |
|--|---|--------------------------|-----------|----------|-----------|---------|----------|--------|-------|---------|-----------|------|------|-------|----------|----------|----------|--------|--------|--------|------|
| T-506A BRACY CONSTRUCTION - I-78 Maintenance Garage Expansion at I-78 PA Welcome Center / Maintenance Facility | Abbey Road Control Inc.                                   | LABORER                  | 588.25    | 0.00     | 588.25    | 100.00% |          | 0.00%  |       |         |           |      |      |       |          |          | 588.25   | 0.00%  | 282.75 | 48.40% |      |
|  |   | LABORER                  | 820.00    | 0.00     | 820.00    | 100.00% |          | 0.00%  |       |         |           |      |      |       |          |          | 820.00   | 0.00%  |        | 0.00%  |      |
|  | Antevicz Enterprises Inc.                                 | OPERATING ENGINEERS      | 201.00    | 0.00     | 201.00    | 100.00% |          | 0.00%  |       |         |           |      |      |       |          |          | 201.00   | 0.00%  |        | 0.00%  |      |
|  |   | OPERATING ENGINEERS      |           |          |           |         |          |        |       |         |           |      |      |       |          |          |          |        |        |        |      |
|  | Bracy Construction Inc.                                   | Carpenter                | 1,420.50  | 0.00     | 1,296.00  | 91.24%  | 124.50   | 8.76%  |       |         | 1,273.00  |      |      |       | 118.00   | 29.50    | 118.00   | 8.31%  |        | 0.00%  |      |
|  |   | LABORER                  | 1,426.50  | 0.00     | 758.00    | 53.14%  | 668.50   | 46.86% |       |         | 145.00    |      |      |       | 591.00   | 690.50   | 591.00   | 41.43% |        | 0.00%  |      |
|  |   | OPERATING ENGINEERS      | 4.00      | 0.00     | 4.00      | 100.00% |          | 0.00%  |       |         | 4.00      |      |      |       |          |          |          | 0.00%  |        | 0.00%  |      |
|  | Bridgwood Tile & Stone Central II, Inc.                   | TILE FINISHER            | 54.00     | 0.00     | 54.00     | 100.00% |          | 0.00%  |       |         |           |      |      |       |          | 54.00    |          | 0.00%  |        | 0.00%  |      |
|  |   | Bricklayer, Stone Mason  | 88.00     | 0.00     | 88.00     | 100.00% |          | 0.00%  |       |         | 88.00     |      |      |       |          |          |          | 0.00%  |        | 0.00%  |      |
|  | Comprehensive Fire Technologies                           | ELECTRICIAN              | 27.50     | 0.00     | 27.50     | 100.00% |          | 0.00%  |       |         | 20.80     |      |      |       |          | 7.00     |          | 0.00%  |        | 0.00%  |      |
|  |   | Sprinkler Fitter         | 8.00      | 0.00     | 8.00      | 100.00% |          | 0.00%  |       |         | 8.00      |      |      |       |          | 2.00     |          | 0.00%  |        | 0.00%  |      |
|  | Crowley Lightning Protection, Inc. David Ott              | ELECTRICIAN              | 22.00     | 0.00     |           | 0.00%   |          | 0.00%  | 22.00 | 100.00% | 22.00     |      |      |       |          |          |          | 0.00%  |        | 0.00%  |      |
|  |   | LABORER                  | 97.00     | 0.00     | 87.00     | 100.00% |          | 0.00%  |       |         | 97.00     |      |      |       |          |          |          | 0.00%  |        | 0.00%  |      |
|  | Diamond Decorating, Inc. Empire Wrecking Co of Reading PA | Plumber                  | 698.00    | 0.00     | 696.00    | 100.00% |          | 0.00%  |       |         | 696.00    |      |      |       |          |          |          | 0.00%  |        | 0.00%  |      |
|  |   | PAINTER                  | 718.00    | 638.00   | 718.00    | 100.00% |          | 0.00%  |       |         |           |      |      |       |          | 718.00   |          | 0.00%  |        | 0.00%  |      |
|  | Entrance Systems Inc. FOX QUALITY ROOFING LLC             | HEAVY & GENERAL LABORERS | 125.00    | 0.00     | 125.00    | 100.00% |          | 0.00%  |       |         | 7.00      |      |      |       |          | 118.00   |          | 0.00%  |        | 0.00%  |      |
|  |   | LABORER                  | 373.50    | 0.00     | 373.50    | 100.00% |          | 0.00%  |       |         | 164.50    |      |      |       |          | 209.00   |          | 0.00%  |        | 0.00%  |      |
|  |   | Glazier                  | 82.50     | 0.00     | 82.50     | 100.00% |          | 0.00%  |       |         |           |      |      |       |          | 82.50    |          | 0.00%  |        | 0.00%  |      |
|  | GAYER INDUSTRIES INC. DBA BARKER & BARKER PAVING          | Carpenter                | 130.00    | 0.00     | 67.50     | 51.92%  | 62.50    | 48.08% |       |         | 87.50     |      |      |       |          | 42.50    |          | 0.00%  |        | 0.00%  |      |
|  |   | LABORER                  | 526.00    | 0.00     |           | 0.00%   | 515.50   | 98.00% |       |         | 526.00    |      |      |       |          |          |          | 0.00%  |        | 0.00%  |      |
|  |   | Roofing                  | 3,103.50  | 0.00     | 2,790.25  | 88.62%  | 202.00   | 6.51%  |       |         | 3,028.50  |      |      |       |          | 77.00    |          | 0.00%  |        | 0.00%  |      |
|  | J. E. Scholtz   | ASPHALT LABORERS         | 45.00     | 0.00     | 45.00     | 100.00% |          | 0.00%  |       |         |           |      |      |       |          | 45.00    |          | 0.00%  |        | 0.00%  |      |
|  |   | OPERATING ENGINEERS      | 137.50    | 0.00     | 137.50    | 100.00% |          | 0.00%  |       |         |           |      |      |       |          | 137.50   |          | 0.00%  |        | 0.00%  |      |
|  |   | TRUCK DRIVER             | 10.75     | 0.00     | 10.75     | 100.00% |          | 0.00%  |       |         |           |      |      |       |          | 10.75    |          | 0.00%  |        | 0.00%  |      |
|  | J. E. Scholtz   | Carpenter                | 13.00     | 0.00     |           | 0.00%   |          | 0.00%  | 6.50  | 50.00%  | 6.50      |      |      |       |          | 6.50     |          | 0.00%  |        | 0.00%  | 6.50 |

Reporting period from 07/01/2014 - 12/31/2017

**WORKFORCE UTILIZATION REPORTING**  
**(Hours Worked by Trade)**  
**Trade, Ethnicity Gender**

| Workforce Utilization Totals |  |  | Total Hours Worked | Total Apprentice Hours | PA Hours   | PA %   | NJ Hours  | NJ %   | Other Localities | Other Localities % | Caucasian / White | American Indian | Asian Pacific Islander | Black / African American | Latino / Hispanic | Other     | Total Minorities | Minority % | Total Women | Women % | New Hires |
|------------------------------|--|--|--------------------|------------------------|------------|--------|-----------|--------|------------------|--------------------|-------------------|-----------------|------------------------|--------------------------|-------------------|-----------|------------------|------------|-------------|---------|-----------|
|                              |  |  | 118,338.83         | 3,329.00               | 100,179.58 | 84.66% | 13,981.75 | 11.82% | 848.50           | 0.72%              | 88,568.08         | 1,168.50        | 166.00                 | 9,025.25                 | 6,502.50          | 12,007.50 | 16,852.25        | 14.24%     | 10,022.75   | 8.47%   | 6.60      |

| Project Name  | Company Name  | Trade Description       | Total Hours Worked | Total Apprentice Hours | PA Hours | PA %    | NJ Hours | NJ %  | Other Localities | Other Localities % | Caucasian / White | American Indian | Asian Pacific Islander | Black / African American | Latino / Hispanic | Other    | Total Minorities | Minority % | Total Women | Women % | New Hires |
|---|---|-------------------------|--------------------|------------------------|----------|---------|----------|-------|------------------|--------------------|-------------------|-----------------|------------------------|--------------------------|-------------------|----------|------------------|------------|-------------|---------|-----------|
| custom Milwork, Jarrell Mechanical Insulation JAYDOR CO., (A Corp.) Michael Wolfender MODERNFOLD OF READING INC Palma Inc Robert Ott Robinson Steel Company RUBRIGHT CONSTRUCTION, INC. Steel Fab Enterprises LLC Steven Smith SUPREME CEILINGS INC T. A. Silies Masonry, LLC. Terry O'Connor Jr. Tradesmen International LLC - BETHLEHEM, PA Tri-County Mechanical, Inc. William Hofferl WIND GAP ELECTRIC, INC. YCP, Inc. | custom Milwork, Jarrell Mechanical Insulation JAYDOR CO., (A Corp.) | LABORER                 | 6.50               | 0.00                   | 6.50     | 100.00% |          | 0.00% |                  |                    | 6.50              |                 |                        |                          |                   |          |                  | 0.00%      |             | 0.00%   |           |
|   |   | Heat & Frost Insulator  | 44.00              | 0.00                   | 44.00    | 100.00% |          | 0.00% |                  |                    |                   |                 |                        |                          |                   | 44.00    |                  | 0.00%      |             | 0.00%   |           |
|   |   | LABORER                 | 70.00              | 0.00                   | 70.00    | 100.00% |          | 0.00% |                  |                    | 70.00             |                 |                        |                          |                   |          |                  | 0.00%      |             | 0.00%   |           |
|   |   | Milwright               | 70.00              | 0.00                   | 70.00    | 100.00% |          | 0.00% |                  |                    | 70.00             |                 |                        |                          |                   |          |                  | 0.00%      |             | 0.00%   |           |
|   | Michael Wolfender   | LABORER                 | 17.00              | 0.00                   | 17.00    | 100.00% |          | 0.00% |                  |                    |                   |                 |                        |                          |                   | 17.00    |                  | 0.00%      |             | 0.00%   |           |
|   |   | Plumber                 | 115.50             | 0.00                   | 115.50   | 100.00% |          | 0.00% |                  |                    |                   |                 |                        |                          |                   | 115.50   |                  | 0.00%      |             | 0.00%   |           |
|   | MODERNFOLD OF READING INC   | Carpenter               | 42.00              | 0.00                   | 42.00    | 100.00% |          | 0.00% |                  |                    | 42.00             |                 |                        |                          |                   |          |                  | 0.00%      |             | 0.00%   |           |
|   | Palma Inc   | Bricklayer, Stone Mason | 14.00              | 0.00                   | 14.00    | 100.00% |          | 0.00% |                  |                    |                   |                 |                        |                          |                   | 14.00    |                  | 0.00%      |             | 0.00%   |           |
|   |   | Cement Mason            | 131.00             | 0.00                   | 131.00   | 100.00% |          | 0.00% |                  |                    |                   |                 |                        |                          |                   | 131.00   |                  | 0.00%      |             | 0.00%   |           |
|   |   | LABORER                 | 271.00             | 0.00                   | 246.00   | 90.77%  | 25.00    | 9.23% |                  |                    |                   |                 |                        |                          |                   | 271.00   |                  | 0.00%      |             | 0.00%   |           |
|   | Robert Ott  | LABORER                 | 673.00             | 0.00                   | 673.00   | 100.00% |          | 0.00% |                  |                    | 673.00            |                 |                        |                          |                   |          |                  | 0.00%      |             | 0.00%   |           |
|   | Robinson Steel Company  | Carpenter               | 5.00               | 0.00                   | 5.00     | 100.00% |          | 0.00% |                  |                    |                   |                 |                        | 5.00                     |                   |          | 5.00             | 100.00%    |             | 0.00%   |           |
|   | RUBRIGHT CONSTRUCTION, INC.   | Bricklayer, Stone Mason | 52.00              | 0.00                   | 52.00    | 100.00% |          | 0.00% |                  |                    | 21.00             |                 |                        |                          | 31.00             |          | 31.00            | 59.62%     |             | 0.00%   |           |
|   |   | Carpenter               | 351.50             | 0.00                   | 351.50   | 100.00% |          | 0.00% |                  |                    | 271.50            |                 |                        |                          | 2.00              | 78.00    | 2.00             | 0.57%      |             | 0.00%   |           |
|   |   | Cement Mason            | 110.50             | 0.00                   | 110.50   | 100.00% |          | 0.00% |                  |                    | 29.50             |                 |                        |                          | 74.50             | 6.50     | 74.50            | 67.42%     |             | 0.00%   |           |
|   |   | Ironworker              | 812.56             | 0.00                   | 812.56   | 100.00% |          | 0.00% |                  |                    | 472.08            |                 |                        |                          | 88.00             | 274.50   | 66.00            | 8.12%      |             | 0.00%   |           |
|   |   | LABORER                 | 1,641.80           | 0.00                   | 1,641.80 | 100.00% |          | 0.00% |                  |                    | 899.50            |                 |                        |                          | 225.00            | 517.00   | 225.00           | 13.71%     |             | 0.00%   |           |
|   |   | OPERATING ENGINEERS     | 178.50             | 0.00                   | 178.50   | 100.00% |          | 0.00% |                  |                    | 144.50            |                 |                        |                          |                   | 32.00    |                  | 0.00%      |             | 0.00%   |           |
|   |   | Truck Driver            | 135.50             | 0.00                   | 135.50   | 100.00% |          | 0.00% |                  |                    | 132.00            |                 |                        |                          |                   | 3.50     |                  | 0.00%      |             | 0.00%   |           |
|   | Steel Fab Enterprises LLC   | Ironworker              | 942.00             | 0.00                   | 942.00   | 100.00% |          | 0.00% |                  |                    | 714.00            |                 |                        | 67.50                    | 63.50             | 97.00    | 131.00           | 13.91%     |             | 0.00%   |           |
|   | Steven Smith  | LABORER                 | 108.50             | 0.00                   | 108.50   | 100.00% |          | 0.00% |                  |                    | 108.50            |                 |                        |                          |                   |          |                  | 0.00%      |             | 0.00%   |           |
|   |   | Plumber                 | 688.50             | 0.00                   | 688.50   | 100.00% |          | 0.00% |                  |                    | 688.50            |                 |                        |                          |                   |          |                  | 0.00%      |             | 0.00%   |           |
|   | SUPREME CEILINGS INC  | Carpenter               | 449.00             | 0.00                   | 449.00   | 100.00% |          | 0.00% |                  |                    |                   |                 |                        |                          |                   | 449.00   |                  | 0.00%      |             | 0.00%   |           |
|   | T. A. Silies Masonry, LLC.  | BRICKLAYER              | 30.25              | 0.00                   | 30.25    | 100.00% |          | 0.00% |                  |                    |                   |                 |                        |                          | 30.25             |          | 30.25            | 100.00%    |             | 0.00%   |           |
|   |   | Bricklayer, Stone Mason | 2,425.25           | 0.00                   | 2,393.75 | 98.70%  |          | 0.00% |                  |                    | 2,283.75          |                 |                        |                          | 141.50            |          | 141.50           | 5.83%      |             | 0.00%   |           |
|   |   | LABORER                 | 1,553.25           | 0.00                   | 1,524.00 | 98.12%  |          | 0.00% |                  |                    | 1,500.00          |                 |                        |                          | 53.25             |          | 53.25            | 3.43%      |             | 0.00%   |           |
|   | Terry O'Connor Jr.  | LABORER                 | 28.00              | 0.00                   | 28.00    | 100.00% |          | 0.00% |                  |                    | 28.00             |                 |                        |                          |                   |          |                  | 0.00%      |             | 0.00%   |           |
|   |   | Plumber                 | 183.50             | 0.00                   | 183.50   | 100.00% |          | 0.00% |                  |                    | 183.50            |                 |                        |                          |                   |          |                  | 0.00%      |             | 0.00%   |           |
|   | Tradesmen International LLC - BETHLEHEM, PA                         | Carpenter               | 119.00             | 0.00                   | 119.00   | 100.00% |          | 0.00% |                  |                    |                   |                 |                        |                          |                   | 119.00   |                  | 0.00%      |             | 0.00%   |           |
|   | Tri-County Mechanical, Inc.   | LABORER                 | 944.00             | 0.00                   | 851.00   | 90.15%  |          | 0.00% |                  |                    | 944.00            |                 |                        |                          |                   |          |                  | 0.00%      |             | 0.00%   |           |
|   |   | Pipefitter              | 1,871.00           | 0.00                   | 1,871.00 | 100.00% |          | 0.00% |                  |                    | 1,871.00          |                 |                        |                          |                   |          |                  | 0.00%      | 398.50      | 21.30%  |           |
|   |   | Sheet Metal Worker      | 629.50             | 0.00                   | 629.50   | 100.00% |          | 0.00% |                  |                    | 629.50            |                 |                        |                          |                   |          |                  | 0.00%      |             | 0.00%   |           |
|   | William Hofferl   | LABORER                 | 23.00              | 0.00                   | 23.00    | 100.00% |          | 0.00% |                  |                    |                   |                 |                        |                          |                   | 23.00    |                  | 0.00%      |             | 0.00%   |           |
|   |   | Plumber                 | 162.50             | 0.00                   | 162.50   | 100.00% |          | 0.00% |                  |                    |                   |                 |                        |                          |                   | 162.50   |                  | 0.00%      |             | 0.00%   |           |
|   | WIND GAP ELECTRIC, INC.   | Electrician             | 5,301.50           | 1,434.00               | 5,101.50 | 96.23%  | 200.00   | 3.77% |                  |                    | 2,830.00          |                 |                        |                          |                   | 2,871.50 |                  | 0.00%      | 200.00      | 3.77%   |           |
|   | YCP, Inc.   | LABORER                 | 427.25             | 0.00                   | 427.25   | 100.00% |          | 0.00% |                  |                    |                   |                 |                        |                          |                   | 427.25   |                  | 0.00%      |             | 0.00%   |           |

Reporting period from 07/01/2014 - 12/31/2017



# WORKFORCE UTILIZATION REPORTING

(Hours Worked by Trade)

Trade, Ethnicity Gender

| Workforce Utilization Totals | Total Hours Worked | Total Apprentice Hours | PA Hours   | PA %   | NJ Hours  | NJ %   | Other Localities | Other Localities % | Caucasian / White | American Indian | Asian Pacific Islander | Black / African American | Latino / Hispanic | Other     | Total Minorities | Minority % | Total Women | Women % | New Hires |
|------------------------------|--------------------|------------------------|------------|--------|-----------|--------|------------------|--------------------|-------------------|-----------------|------------------------|--------------------------|-------------------|-----------|------------------|------------|-------------|---------|-----------|
|                              | 118,338.81         | 3,329.00               | 100,179.58 | 84.65% | 13,981.75 | 11.82% | 848.60           | 0.72%              | 88,568.08         | 1,168.60        | 166.00                 | 9,025.25                 | 6,502.50          | 12,007.50 | 16,852.25        | 14.24%     | 10,022.75   | 8.47%   | 6.60      |

| Project Name | Company Name | Trade Description   | Total Hours Worked | Total Apprentice Hours | PA Hours | PA %    | NJ Hours | NJ %  | Other Localities | Other Localities % | Caucasian / White | American Indian | Asian Pacific Islander | Black / African American | Latino / Hispanic | Other | Total Minorities | Minority % | Total Women | Women % | New Hires |
|--------------|--------------|---------------------|--------------------|------------------------|----------|---------|----------|-------|------------------|--------------------|-------------------|-----------------|------------------------|--------------------------|-------------------|-------|------------------|------------|-------------|---------|-----------|
|              |              | OPERATING ENGINEERS | 49.00              | 0.00                   | 49.00    | 100.00% |          | 0.00% |                  |                    |                   |                 |                        |                          |                   | 49.00 |                  | 0.00%      |             | 0.00%   |           |

| Project Name   | Company Name                | Trade Description        | 7,233.25 | 0.00 | 7,233.25 | 100.00% | 0.00 | 0.00% | 0.00 | 0.00% | 8,870.00 | 0.00 | 0.00 | 624.50 | 796.00 | 242.75 | 1,420.50 | 19.64% | 910.00 | 12.58% | 0.00 |
|--|-----------------------------|--------------------------|----------|------|----------|---------|------|-------|------|-------|----------|------|------|--------|--------|--------|----------|--------|--------|--------|------|
| T-644A J.D. ECKMAN - EASTON PHILLIPSBURG TB FACILITY ADMINISTRATION BLDG | ESTABLISHED TRAFFIC CONTROL | HEAVY & GENERAL LABORERS | 20.00    | 0.00 | 20.00    | 100.00% |      | 0.00% |      |       |          |      |      |        |        | 20.00  |          | 0.00%  |        | 0.00%  |      |
|  | Guidemark, Inc.             | HEAVY & GENERAL LABORERS | 222.75   | 0.00 | 222.75   | 100.00% |      | 0.00% |      |       |          |      |      |        |        | 222.75 |          | 0.00%  | 13.50  | 6.06%  |      |
|  | J.D. Eckman, Inc.           | HEAVY & GENERAL LABORERS | 6,923.50 | 0.00 | 6,923.50 | 100.00% |      | 0.00% |      |       | 5,503.00 |      |      | 624.50 | 796.00 |        | 1,420.50 | 20.52% | 896.50 | 12.95% |      |
|  | Martola Services, LLC       | HEAVY & GENERAL LABORERS | 67.00    | 0.00 | 67.00    | 100.00% |      | 0.00% |      |       | 67.00    |      |      |        |        |        |          | 0.00%  |        | 0.00%  |      |

| Project Name   | Company Name                     | Trade Description | 698.00 | 176.00 | 678.00 | 82.76%  | 120.00 | 17.24% | 0.00 | 0.00% | 678.00 | 0.00 | 0.00 | 0.00 | 120.00 | 0.00 | 120.00 | 17.24% | 0.00 | 0.00% | 0.00 |
|--|----------------------------------|-------------------|--------|--------|--------|---------|--------|--------|------|-------|--------|------|------|------|--------|------|--------|--------|------|-------|------|
| T-645A MJF - BUILDING & FACILITIES ENERGY CONSERVATION | MJF Electrical Contracting, Inc. | ELECTRIC LINEMAN  | 80.00  | 0.00   | 80.00  | 100.00% |        | 0.00%  |      |       | 80.00  |      |      |      |        |      |        | 0.00%  |      | 0.00% |      |
|  |                                  | ELECTRICIAN       | 618.00 | 176.00 | 496.00 | 80.52%  | 120.00 | 19.48% |      |       | 496.00 |      |      |      | 120.00 |      | 120.00 | 19.48% |      | 0.00% |      |

| Project Name  | Company Name                         | Trade Description     | 71,729.80 | 269.00 | 88,830.25 | 81.74%  | 11,240.25 | 15.87%  | 788.00 | 1.10%   | 67,430.25 | 1,158.50 | 8.00 | 7,830.25 | 3,783.50 | 1,614.00 | 12,488.25 | 17.41% | 8,261.50 | 11.50% | 0.00 |
|---|--------------------------------------|-----------------------|-----------|--------|-----------|---------|-----------|---------|--------|---------|-----------|----------|------|----------|----------|----------|-----------|--------|----------|--------|------|
| T-688A TRUMBULL - Pennsylvania SFB Bridge Replacement Project | Aaron Enterprises, Inc.              | LABORER               | 1,459.00  | 0.00   | 1,215.50  | 83.31%  |           | 0.00%   |        |         | 876.50    |          |      | 542.50   | 41.00    |          | 583.50    | 36.99% |          | 0.00%  |      |
|   |                                      | OPERATOR              | 1,359.50  | 0.00   | 1,226.50  | 90.22%  |           | 0.00%   |        |         | 782.00    |          |      | 987.50   |          |          | 597.50    | 43.95% |          | 0.00%  |      |
|   | ABC Construction Co., Inc.           | TRUCK DRIVER          | 6,323.00  | 0.00   | 5,840.50  | 92.37%  | 482.50    | 7.63%   |        |         | 6,142.50  |          |      | 36.00    | 144.50   |          | 180.50    | 2.85%  |          | 0.00%  |      |
|   | Armour & Sons Electric, Inc.         | OPERATOR              | 12.00     | 0.00   | 12.00     | 100.00% |           | 0.00%   |        |         | 12.00     |          |      |          |          |          |           | 0.00%  |          | 0.00%  |      |
|   | BUSTLETON SERVICES INC.              | LABORER               | 25.00     | 0.00   | 25.00     | 100.00% |           | 0.00%   |        |         | 25.00     |          |      |          |          |          |           | 0.00%  |          | 0.00%  |      |
|   |                                      | LANDSCAPE LABORER     | 69.50     | 0.00   | 69.50     | 100.00% |           | 0.00%   |        |         | 37.50     |          |      |          | 32.00    |          | 32.00     | 46.04% |          | 0.00%  |      |
|   | Diamond Huntbach Construction Corp.  | Asbestos Abatement    | 156.00    | 0.00   | 156.00    | 100.00% |           | 0.00%   |        |         | 59.00     |          |      | 100.00   |          |          | 100.00    | 64.10% |          | 0.00%  |      |
|   | Haines & Kibbehouse, Inc.            | LABORER               | 703.00    | 0.00   | 703.00    | 100.00% |           | 0.00%   |        |         | 703.00    |          |      |          |          |          |           | 0.00%  |          | 0.00%  |      |
|   |                                      | OPERATOR              | 457.75    | 0.00   | 457.75    | 100.00% |           | 0.00%   |        |         | 380.25    |          |      |          | 97.50    |          | 97.50     | 21.30% |          | 0.00%  |      |
|   |                                      | TRUCK DRIVER          | 4.50      | 0.00   | 4.50      | 100.00% |           | 0.00%   |        |         | 4.50      |          |      |          |          |          |           | 0.00%  |          | 0.00%  |      |
|   | LB Construction Enterprises, Inc.    | IRON WORKER           | 1,853.50  | 0.00   | 538.50    | 29.05%  | 1,219.00  | 65.77%  |        |         | 1,182.50  | 86.00    |      | 427.00   | 148.00   |          | 671.00    | 36.20% |          | 0.00%  |      |
|   |                                      | Ironworker Apprentice | 259.00    | 259.00 | 65.00     | 25.10%  | 194.00    | 74.90%  |        |         | 118.00    |          |      | 141.00   |          |          | 141.00    | 54.44% |          | 0.00%  |      |
|   | M.L. RUBERTON CONSTRUCTION CO., INC. | IRON WORKER           | 45.00     | 0.00   |           | 0.00%   | 45.00     | 100.00% |        |         | 28.00     |          | 8.00 |          | 9.00     |          | 17.00     | 37.78% |          | 0.00%  |      |
|   |                                      | LABORER               | 139.00    | 0.00   |           | 0.00%   | 139.00    | 100.00% |        |         | 36.50     |          |      | 8.00     | 94.50    |          | 102.50    | 73.74% |          | 0.00%  |      |
|   |                                      | OPERATOR              | 69.50     | 0.00   |           | 0.00%   | 69.50     | 100.00% |        |         | 40.50     |          |      |          | 29.00    |          | 26.00     | 41.73% |          | 0.00%  |      |
|   |                                      | TRUCK DRIVER          | 45.00     | 0.00   |           | 0.00%   | 45.00     | 100.00% |        |         | 29.00     |          |      |          | 16.00    |          | 16.00     | 35.56% |          | 0.00%  |      |
|   | Pavilion Drainage Supply Co., Inc.   | OPERATOR              | 31.00     | 0.00   |           | 0.00%   |           | 0.00%   | 31.00  | 100.00% | 31.00     |          |      |          |          |          |           | 0.00%  |          | 0.00%  |      |

Reporting period from 07/01/2014 - 12/31/2017

# WORKFORCE UTILIZATION REPORTING

(Hours Worked by Trade)

Trade, Ethnicity Gender

| Workforce Utilization Totals | Total Hours Worked | Total Apprentice Hours | PA Hours   | PA %   | NJ Hours  | NJ %   | Other Localities | Other Localities % | Caucasian / White | American Indian | Asian Pacific Islander | Black / African American | Latino / Hispanic | Other     | Total Minorities | Minority % | Total Women | Women % | New Hires |
|------------------------------|--------------------|------------------------|------------|--------|-----------|--------|------------------|--------------------|-------------------|-----------------|------------------------|--------------------------|-------------------|-----------|------------------|------------|-------------|---------|-----------|
|                              | 118,338.83         | 3,329.00               | 100,179.68 | 84.65% | 13,981.75 | 11.82% | 848.50           | 0.72%              | 88,568.08         | 1,168.50        | 186.00                 | 9,025.25                 | 6,502.50          | 12,007.50 | 16,852.25        | 14.24%     | 10,022.75   | 8.47%   | 6.50      |

| Project Name | Company Name               | Trade Description | Total Hours Worked | Total Apprentice Hours | PA Hours  | PA %   | NJ Hours | NJ %    | Other Localities | Other Localities % | Caucasian / White | American Indian | Asian Pacific Islander | Black / African American | Latino / Hispanic | Other    | Total Minorities | Minority % | Total Women | Women % | New Hires |
|--------------|----------------------------|-------------------|--------------------|------------------------|-----------|--------|----------|---------|------------------|--------------------|-------------------|-----------------|------------------------|--------------------------|-------------------|----------|------------------|------------|-------------|---------|-----------|
|              | Reilly Sweeping, Inc.      | OPERATOR          | 155.25             | 0.00                   | 139.50    | 89.86% | 15.75    | 10.14%  |                  |                    | 118.00            |                 |                        | 28.25                    | 9.00              |          | 37.25            | 23.99%     |             | 0.00%   |           |
|              | Trumbull Corporation       | CARPENTER         | 6,136.50           | 0.00                   | 5,837.00  | 91.56% | 199.00   | 3.08%   |                  |                    | 6,136.50          |                 |                        |                          |                   |          |                  | 0.00%      | 1,888.00    | 30.77%  |           |
|              |                            | CEMENT MASON      | 48.00              | 0.00                   | 40.00     | 83.33% | 8.00     | 16.67%  |                  |                    | 37.00             |                 |                        |                          | 11.00             |          | 11.00            | 22.92%     | 40.00       | 83.33%  |           |
|              |                            | DOCKBUILDER/P     | 7,263.50           | 0.00                   | 4,474.00  | 61.00% | 2,707.50 | 37.28%  |                  |                    | 6,823.00          |                 |                        | 87.50                    | 273.00            |          | 340.50           | 4.69%      | 823.50      | 11.34%  |           |
|              |                            | ILE DRIVER        | 21,025.00          | 0.00                   | 17,403.00 | 82.78% | 3,074.00 | 14.62%  | 551.00           | 2.62%              | 11,802.50         |                 |                        | 4,444.00                 | 2,887.50          | 1,814.00 | 7,311.50         | 34.77%     | 1,978.50    | 9.41%   |           |
|              |                            | LABORER           | 18,780.00          | 0.00                   | 16,747.00 | 89.17% | 1,821.00 | 9.63%   | 208.00           | 1.10%              | 18,811.50         | 1,062.50        |                        | 905.00                   |                   |          | 1,998.50         | 10.45%     | 2,847.00    | 15.16%  |           |
|              |                            | OPERATOR          | 4,327.50           | 0.00                   | 3,776.00  | 87.26% | 851.50   | 12.74%  |                  |                    | 4,327.50          |                 |                        |                          |                   |          |                  | 0.00%      | 638.50      | 14.76%  |           |
|              | Work Zone Contractors, LLC | TRUCK DRIVER      |                    |                        |           |        |          |         |                  |                    |                   |                 |                        |                          |                   |          |                  |            |             |         |           |
|              | ZONE STRIPING INC          | LABORER           | 810.50             | 0.00                   | 100.00    | 12.34% | 710.50   | 87.66%  |                  |                    | 578.00            |                 |                        | 232.50                   |                   |          | 232.50           | 28.69%     | 35.00       | 4.32%   |           |
|              |                            | LABORER           | 169.00             | 0.00                   |           | 0.00%  | 169.00   | 100.00% |                  |                    | 152.50            |                 |                        |                          | 16.50             |          | 16.50            | 9.76%      |             | 0.00%   |           |

| Project Name   | Company Name                      | Trade Description   | 1,834.00 | 0.00 | 1,826.00 | 99.56%  | 8.00 | 0.44%  | 0.00 | 0.00% | 1,710.00 | 0.00 | 0.00 | 124.00 | 0.00 | 0.00 | 124.00 | 6.76%  | 0.00 | 0.00% | 0.00 |
|--|-----------------------------------|---|----------|------|----------|---------|------|--------|------|-------|----------|------|------|--------|------|------|--------|--------|------|-------|------|
| T-717A BRACY CONSTRUCTION - Milford-Montague Toll Bridge Salt Storage Building | Bracy Construction Inc            | Carpenter   | 33.00    | 0.00 | 33.00    | 100.00% |      | 0.00%  |      |       | 33.00    |      |      |        |      |      |        | 0.00%  |      | 0.00% |      |
|  |                                   | Cement Mason  | 6.00     | 0.00 | 6.00     | 100.00% |      | 0.00%  |      |       | 6.00     |      |      |        |      |      |        | 0.00%  |      | 0.00% |      |
|  |                                   | LABORER   | 86.00    | 0.00 | 86.00    | 100.00% |      | 0.00%  |      |       | 86.00    |      |      |        |      |      |        | 0.00%  |      | 0.00% |      |
|  |                                   | OPERATING ENGINEERS                                       | 2.00     | 0.00 | 2.00     | 100.00% |      | 0.00%  |      |       | 2.00     |      |      |        |      |      |        | 0.00%  |      | 0.00% |      |
|  | Keystone Dirt Works, Inc.         | LABORER   | 248.50   | 0.00 | 248.50   | 100.00% |      | 0.00%  |      |       | 248.50   |      |      |        |      |      |        | 0.00%  |      | 0.00% |      |
|  | Raymond Orchard Construction Inc. | Carpenter   | 227.50   | 0.00 | 227.50   | 100.00% |      | 0.00%  |      |       | 227.50   |      |      |        |      |      |        | 0.00%  |      | 0.00% |      |
|  |                                   | Dockbuilder   | 171.50   | 0.00 | 171.50   | 100.00% |      | 0.00%  |      |       | 171.50   |      |      |        |      |      |        | 0.00%  |      | 0.00% |      |
|  |                                   | LABORER   | 1,018.50 | 0.00 | 1,018.50 | 100.00% |      | 0.00%  |      |       | 894.50   |      |      | 124.00 |      |      | 124.00 | 12.17% |      | 0.00% |      |
|  | West Side Hammer Electric         | ELECTRICIANS & TELECOMMUNICATIONS INSTALLATION TECHNICIAN | 61.00    | 0.00 | 53.00    | 86.89%  | 8.00 | 13.11% |      |       | 61.00    |      |      |        |      |      |        | 0.00%  |      | 0.00% |      |

| Project Name  | Company Name           | Trade Description        | 2,153.00 | 813.00 | 1,340.00 | 73.85% | 583.00 | 26.15%  | 0.00 | 0.00% | 2,130.00 | 0.00 | 0.00 | 0.00 | 23.00 | 0.00 | 23.00 | 1.07%   | 0.00 | 0.00% | 0.00 |
|---|------------------------|--------------------------|----------|--------|----------|--------|--------|---------|------|-------|----------|------|------|------|-------|------|-------|---------|------|-------|------|
| TS-697A CARR & DUFF - LOWER TRENTON TOLL SUPPORTED BRIDGE REPLACEMENT OF SIGN LIGHTING ELEMENTS | CARR & DUFF, INC       | Electrician              | 1,883.00 | 813.00 | 1,340.00 | 71.32% | 540.00 | 28.68%  |      |       | 1,883.00 |      |      |      |       |      |       | 0.00%   |      | 0.00% |      |
|   |                        | HEAVY & GENERAL LABORERS | 15.00    | 0.00   |          | 0.00%  | 15.00  | 100.00% |      |       |          |      |      |      | 15.00 |      | 15.00 | 100.00% |      | 0.00% |      |
|   | Service Painting, Inc. | PAINTER                  | 255.00   | 0.00   | 247.00   | 96.86% | 8.00   | 3.14%   |      |       | 247.00   |      |      |      | 8.00  |      | 8.00  | 3.14%   |      | 0.00% |      |

| Project Name   | Company Name     | Trade Description        | 374.50 | 9.00 | 230.00 | 61.42% | 144.50 | 38.58%  | 0.00 | 0.00% | 251.00 | 0.00 | 0.00 | 0.00 | 123.50 | 0.00 | 123.50 | 32.98%  | 0.00 | 0.00% | 0.00 |
|--|------------------|--------------------------|--------|------|--------|--------|--------|---------|------|-------|--------|------|------|------|--------|------|--------|---------|------|-------|------|
| TS-699A CARR & DUFF - LOWER TRENTON TSB APPROACH TRAFFIC SIGNAL EQUIPMENT UPGRADES | CARR & DUFF, INC | ELECTRICIAN              | 251.00 | 9.00 | 230.00 | 91.63% | 21.00  | 8.37%   |      |       | 251.00 |      |      |      |        |      |        | 0.00%   |      | 0.00% |      |
|  |                  | HEAVY & GENERAL LABORERS | 123.50 | 0.00 |        | 0.00%  | 123.50 | 100.00% |      |       |        |      |      |      | 123.50 |      | 123.50 | 100.00% |      | 0.00% |      |

Reporting period from 07/01/2014 - 12/31/2017



# WORKFORCE UTILIZATION REPORTING

(Hours Worked by Trade)

Trade, Ethnicity Gender

| Workforce Utilization Totals   |  |                   | Total Hours Worked | Total Apprentice Hours | PA Hours   | PA %   | NJ Hours  | NJ %   | Other Localities | Other Localities % | Caucasian / White | American Indian | Asian Pacific Islander | Black / African American | Latino / Hispanic | Other     | Total Minorities | Minority % | Total Women | Women % | New Hires |
|--|--|-------------------|--------------------|------------------------|------------|--------|-----------|--------|------------------|--------------------|-------------------|-----------------|------------------------|--------------------------|-------------------|-----------|------------------|------------|-------------|---------|-----------|
|  |  |                   | 118,338.83         | 3,329.00               | 100,179.58 | 84.65% | 13,981.75 | 11.82% | 848.50           | 0.72%              | 88,568.08         | 1,168.50        | 166.00                 | 9,025.25                 | 6,502.50          | 12,007.50 | 16,852.25        | 14.24%     | 10,022.75   | 8.47%   | 6.50      |
| Project Name   | Company Name                           | Trade Description | Total Hours Worked | Total Apprentice Hours | PA Hours   | PA %   | NJ Hours  | NJ %   | Other Localities | Other Localities % | Caucasian / White | American Indian | Asian Pacific Islander | Black / African American | Latino / Hispanic | Other     | Total Minorities | Minority % | Total Women | Women % | New Hires |
| Project Name   | Company Name                           | Trade Description | 0.00               | 0.00                   | 0.00       | 0.00%  | 0.00      | 0.00%  | 0.00             | 0.00%              | 0.00              | 0.00            | 0.00                   | 0.00                     | 0.00              | 0.00      | 0.00             | 0.00%      | 0.00        | 0.00%   | 0.00      |
| T-845B SCHNEIDER ELECTRIC - BUILDING & FACILITIES ENERGY CONSERVATION MEASURES - MECHANICAL/CONTROLS | On Call Guide Rail Project Consultants |                   |                    |                        |            |        |           |        |                  |                    |                   |                 |                        |                          |                   |           |                  |            |             |         |           |
| Project Name   | Company Name                           | Trade Description | 0.00               | 0.00                   | 0.00       | 0.00%  | 0.00      | 0.00%  | 0.00             | 0.00%              | 0.00              | 0.00            | 0.00                   | 0.00                     | 0.00              | 0.00      | 0.00             | 0.00%      | 0.00        | 0.00%   | 0.00      |
| TS-577A SPARWICK - SF T5B INTERIM DECK REPAIRS ON I-95   | On Call Guide Rail Project Consultants |                   |                    |                        |            |        |           |        |                  |                    |                   |                 |                        |                          |                   |           |                  |            |             |         |           |

Reporting period from 07/01/2014 - 12/31/2017

**Delaware River Joint Toll Bridge Commission**  
**Meeting of January 29, 2018**

**MINORITY, WOMEN AND SMALL BUSINESS ENTERPRISE PROGRAM OVERVIEW**

The Delaware River Joint Toll Bridge Commission implemented a one-year Minority Business Enterprise (MBE) pilot program, with a 7% participation goal, and the Women Business Enterprise (WBE) pilot program with a 3% goal. These goals applied to consultants and contractors' participating in the Commission's Capital Program and were effective on September 1, 2008.

At its December 2008 Commission Meeting, the Commission revised the pilot program to specify a 25% Small Business Enterprise (SBE) goal to New Jersey assigned consultant contracts in lieu of the previously specified 7% MBE and 3% WBE goals.

At its December 2010 Commission Meeting, due to the success of the Commission's MWSBE Pilot Program, the Delaware River Joint Toll Bridge Commission adopted a resolution for permanent status of the Minority Business Enterprise (MBE) program, with a 7% participation goal, and the Women Business Enterprise (WBE) program with a 3% goal, and the Small Business Enterprise (SBE) program with a 25% goal. These goals apply to consultants and contractors' participating in the Commission's Capital Program.

The Contract Compliance Department continues to monitor, update and analyze the payments for the MWSBE diversity program.

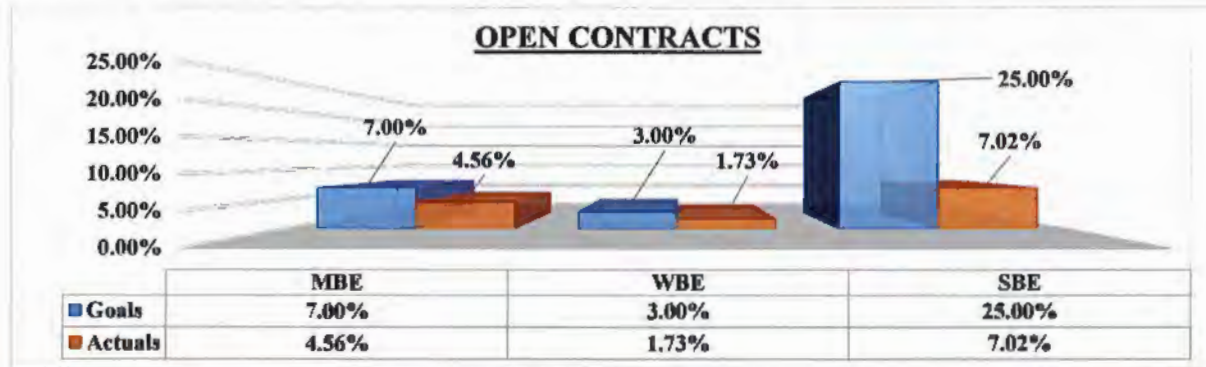
|   |                   |
|---|-------------------|
| a) PA Assigned Professional Services Contracts:       | 7% MBE and 3% WBE |
| b) No State Assigned Professional Services Contracts: | 7% MBE and 3% WBE |
| c) Capital Plan Construction Contracts:               | 7% MBE and 3% WBE |
| d) NJ Assigned Professional Services Contracts:       | 25% SBE           |

Numerous diversified businesses have benefited and continue to benefit from the Commission's previous M/W/SBE Program. The number of Contracts awarded during the MWSBE Program are as follows:

|                                    |     |
|------------------------------------|-----|
| ➤ Active Contracts:                | 11  |
| ➤ Completed Contracts:             | 66  |
| ➤ Total Capital Program Contracts: | 77  |
| ➤ Total Number of Contractors:     | 133 |

As of July 1, 2014 projects fall into the status now commonly referred to as IBE (Identified Business Enterprise) with a projected target to be or to exceed 25% of the total project award amount.

## Minority, Women and Small Business Enterprise Payment Reporting



| SUMMARY TOTALS       |                  | MBE    |                 | WBE    |               | SBE    |               |
|----------------------|------------------|--------|-----------------|--------|---------------|--------|---------------|
| M/WBE Summary Totals | \$ 33,245,936.22 | ACTUAL | VALUE           | ACTUAL | VALUE         | ACTUAL | VALUE         |
| SBE Summary Totals   | \$ 3,189,614.63  | 4.56%  | \$ 1,514,583.56 | 1.79%  | \$ 593,949.08 | 7.02%  | \$ 224,004.41 |

| CONTRACT NO. | CONTRACTOR / CONSULTANT | CONTRACT VALUE   | TOTAL PAYMENTS TO DATE | MBE GOAL 7.0 % | MBE VALUE       | WBE GOAL 3.0 % | WBE VALUE     | SBE GOAL 25.0 % | SBE VALUE    |
|--------------|-------------------------|------------------|------------------------|----------------|-----------------|----------------|---------------|-----------------|--------------|
| C-502A       | AECOM Transp.           | \$ 30,397,000.00 | \$ 17,011,476.78       | 4.34%          | \$ 1,319,428.97 | 1.45%          | \$ 507,131.45 |                 | \$ -         |
| C-628A       | Dewberry                | \$ 1,000,000.00  | \$ 446,481.37          | 4.06%          | \$ 40,585.66    | 4.88%          | \$ 48,768.23  | 4.33%           | \$ 43,294.17 |
| C-627B       | French & Parello        | \$ 500,000.00    | \$ 268,595.74          |                | \$ -            |                | \$ -          |                 | \$ -         |
| C-629A       | Hill International      | \$ 300,000.00    | \$ 147,560.34          |                | \$ -            |                | \$ -          | 13.66%          | \$ 40,993.70 |
| C-556A       | Pennoni Associates      | \$ 389,614.63    | \$ 323,615.98          |                | \$ -            |                | \$ -          | 12.88%          | \$ 50,193.77 |
| TTS-634AR    | J. Fletcher Cramer      | \$ 896,808.00    | \$ 838,977.50          | 8.35%          | \$ 74,885.53    | 0.42%          | \$ 3,755.75   |                 | \$ -         |
| C-628B       | Louis Berger Group      | \$ 1,000,000.00  | \$ 644,576.59          |                | \$ -            |                | \$ -          | 7.56%           | \$ 75,584.81 |
| C-549AR      | Jacobs Engineering      | \$ 452,128.22    | \$ 445,549.97          | 7.91%          | \$ 35,742.16    | 3.07%          | \$ 13,866.11  |                 | \$ -         |
| C-599A       | McCormick & Taylor      | \$ 1,000,000.00  | \$ 259,868.36          |                | \$ -            | 0.50%          | \$ 5,000.00   |                 | \$ -         |
| C-629B       | Michael Baker           | \$ 500,000.00    | \$ 329,371.12          |                | \$ -            |                | \$ -          | 2.79%           | \$ 13,937.96 |
| C-621A       | Rummel Klepper & Kahl   | \$ 500,000.00    | \$ 487,346.01          | 8.79%          | \$ 43,941.24    | 3.09%          | \$ 15,427.54  |                 | \$ -         |

MBE = Minority Business Enterprise

WBE = Women Business Enterprise

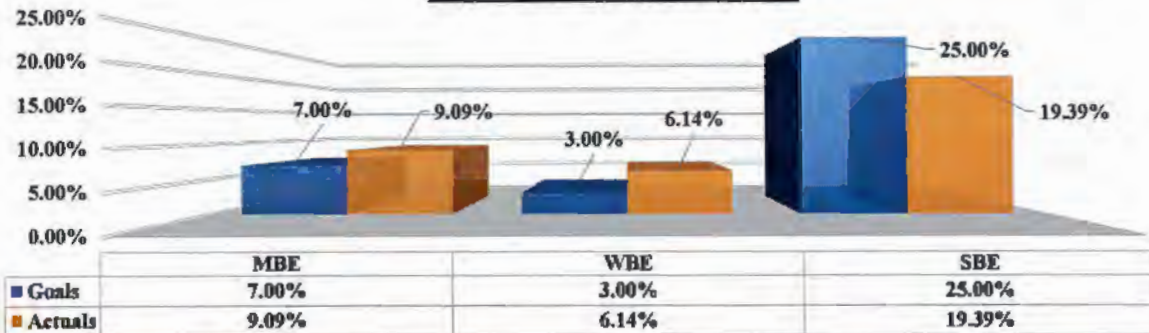
SBE = Small Business Enterprise

Data represents payments made from the start of the MWSBE program up to 12/31/2017.



# Minority, Women and Small Business Enterprise Payment Reporting

## COMPLETED CONTRACTS



| SUMMARY TOTALS       |                   | MBE    |                  | WBE    |                 | SBE    |                 |
|----------------------|-------------------|--------|------------------|--------|-----------------|--------|-----------------|
| M/WBE Summary Totals | \$ 128,684,944.08 | ACTUAL | VALUE            | ACTUAL | VALUE           | ACTUAL | VALUE           |
| SBE Summary Totals   | \$ 16,433,918.99  | 9.09%  | \$ 11,702,579.34 | 6.14%  | \$ 7,907,002.78 | 19.39% | \$ 3,185,920.49 |

\*Categories highlighted below indicates the Prime has either met or exceeded the target.

| CONTRACT NO. | CONTRACTOR / CONSULTANT | CONTRACT VALUE   | MBE GOAL 7.0 % | MBE VALUE       | WBE GOAL 3.0 % | WBE VALUE       | SBE GOAL 25.0 % | SBE VALUE     |
|--------------|-------------------------|------------------|----------------|-----------------|----------------|-----------------|-----------------|---------------|
| DB-427B      | A.P. Construction       | \$ 4,356,866.00  | 10.00%         | \$ 435,686.60   | 7.30%          | \$ 318,051.22   |                 | \$ -          |
| T/TS-573A    | A.P. Construction       | \$ 7,823,588.00  | 7.69%          | \$ 601,633.92   | 4.92%          | \$ 384,920.53   |                 | \$ -          |
| T-440BR      | A.P. Construction       | \$ 4,608,295.33  | 11.70%         | \$ 539,170.55   | 7.33%          | \$ 337,788.05   |                 | \$ -          |
| TTS-476A-2   | A.P. Construction       | \$ 3,511,153.06  | 7.20%          | \$ 252,803.02   | 5.50%          | \$ 193,113.42   |                 | \$ -          |
| T-472A       | Allied Painting         | \$ 15,595,983.76 | 9.70%          | \$ 1,512,810.42 | 15.00%         | \$ 2,339,397.56 |                 | \$ -          |
| C-443A       | Ammann & Whitney        | \$ 770,909.81    | 10.00%         | \$ 77,090.98    | 14.00%         | \$ 107,927.37   |                 | \$ -          |
| C-445A       | Ammann & Whitney        | \$ 920,304.08    | 7.20%          | \$ 66,261.89    | 3.20%          | \$ 29,449.73    |                 | \$ -          |
| T-474A       | Bracy Contracting       | \$ 2,660,000.00  | 6.05%          | \$ 160,930.00   | 2.87%          | \$ 76,342.00    |                 | \$ -          |
| C-474A       | Brinjac                 | \$ 287,603.87    | 8.00%          | \$ 23,008.31    | 9.00%          | \$ 25,884.35    |                 | \$ -          |
| C-627A       | Buchart Horn            | \$ 132,374.35    | 0.00%          | \$ -            | 0.00%          | \$ -            |                 | \$ -          |
| C-598A       | Burns Group             | \$ 408,272.00    |                | \$ -            |                | \$ -            | 8.00%           | \$ 32,661.76  |
| C-454A       | Carroll Engineers       | \$ 500,000.00    | 18.10%         | \$ 90,500.00    | 5.90%          | \$ 29,500.00    |                 | \$ -          |
| C-543A       | Cherry Weber            | \$ 612,233.00    |                | \$ -            |                | \$ -            | 28.30%          | \$ 173,261.94 |
| C-639A       | Cherry Weber            | \$ 401,455.40    | 18.10%         | \$ 72,663.43    | 5.90%          | \$ 23,685.87    |                 | \$ -          |
| T-498A       | Cornell & Co.           | \$ 1,999,015.22  | 9.30%          | \$ 185,908.42   | 6.30%          | \$ 125,937.96   |                 | \$ -          |
| T-554A       | Dayspring Electric      | \$ 232,117.66    | 0.00%          | \$ -            | 0.00%          | \$ -            |                 | \$ -          |
| C-454B       | French & Parello        | \$ 500,000.00    |                | \$ -            |                | \$ -            | 17.00%          | \$ 85,000.00  |
| C-453A       | Gannett Fleming         | \$ 1,000,000.00  | 5.33%          | \$ 53,300.00    | 0.87%          | \$ 8,700.00     |                 | \$ -          |
| C-598B       | Gannett Fleming         | \$ 367,353.90    |                | \$ -            |                | \$ -            | 8.95%           | \$ 32,878.17  |
| C-566A       | Greenman Pedersen       | \$ 350,675.02    | 9.54%          | \$ 33,464.64    | 0.83%          | \$ 2,924.37     |                 | \$ -          |
| C-599B       | Greenman Pedersen       | \$ 1,000,000.00  |                | \$ -            |                | \$ -            | 4.00%           | \$ 40,000.00  |
| CM-437A      | Greenman Pedersen       | \$ 2,559,020.59  |                | \$ -            |                | \$ -            | 19.50%          | \$ 499,009.02 |
| CM-440B      | Greenman Pedersen       | \$ 753,336.71    |                | \$ -            |                | \$ -            | 17.64%          | \$ 132,888.60 |
| T-441A       | H & G Contractors       | \$ 1,586,698.00  | 6.50%          | \$ 104,722.07   | 1.57%          | \$ 24,911.16    |                 | \$ -          |
| C-530A       | Hill International      | \$ 400,000.00    | 2.50%          | \$ 10,000.00    | 0.00%          | \$ -            |                 | \$ -          |
| CM-427B      | Hill International      | \$ 629,749.00    |                | \$ -            |                | \$ -            | 13.60%          | \$ 85,645.86  |
| CM-447B      | Hill International      | \$ 973,401.52    | 4.10%          | \$ 39,909.46    | 2.10%          | \$ 20,441.43    |                 | \$ -          |
| CM-442A      | Hill International      | \$ 319,826.73    |                | \$ -            |                | \$ -            | 25.14%          | \$ 80,404.44  |
| CM-573A      | Hill International      | \$ 1,038,384.48  | 6.20%          | \$ 64,379.84    | 5.80%          | \$ 60,226.30    |                 | \$ -          |
| T-506A       | HRI                     | \$ 13,727,411.69 | 7.17%          | \$ 984,255.42   | 2.91%          | \$ 399,467.68   |                 | \$ -          |
| TS-505A      | IEW                     | \$ 661,352.00    | 55.00%         | \$ 363,743.60   | 8.93%          | \$ 59,058.73    |                 | \$ -          |
| DB-563A      | J. Fletcher Creamer     | \$ 1,283,717.00  | 15.00%         | \$ 192,557.55   | 4.00%          | \$ 51,348.68    |                 | \$ -          |
| T-437A       | J.D. Eckman             | \$ 24,412,321.90 | 7.48%          | \$ 1,826,041.68 | 3.04%          | \$ 742,134.59   |                 | \$ -          |
| TS-442A      | James A. Anderson       | \$ 2,149,268.62  | 6.30%          | \$ 135,403.92   | 1.30%          | \$ 27,940.49    |                 | \$ -          |
| TS-443A      | James A. Anderson       | \$ 2,461,975.00  | 0.00%          | \$ -            | 6.10%          | \$ 150,180.48   |                 | \$ -          |
| T-543A       | James D. Morrissey      | \$ 6,683,640.40  | 4.80%          | \$ 320,814.74   | 8.64%          | \$ 577,466.53   |                 | \$ -          |

MBE = Minority Business Enterprise / WBE = Women Business Enterprise / SBE = Small Business Enterprise

Data represents payments made from the start of the MWSBE program up to the completion of each contract's end date.



| SUMMARY TOTALS       |                   | MBE    |                  | WBE    |                 | SBE    |                 |
|----------------------|-------------------|--------|------------------|--------|-----------------|--------|-----------------|
| M/WBE Summary Totals | \$ 128,684,944.08 | ACTUAL | VALUE            | ACTUAL | VALUE           | ACTUAL | VALUE           |
| SBE Summary Totals   | \$ 16,433,918.99  | 9.09%  | \$ 11,702,579.34 | 6.14%  | \$ 7,907,002.78 | 19.39% | \$ 3,185,920.49 |

\*Categories highlighted below indicates the Prime has either met or exceeded the target.

|            |                       |                 |        |                 |        |               |                      |
|------------|-----------------------|-----------------|--------|-----------------|--------|---------------|----------------------|
| CM-444A    | JMT                   | \$ 905,196.00   | 9.50%  | \$ 85,993.62    | 2.80%  | \$ 25,345.49  | \$ -                 |
| CM-506A    | JMT                   | \$ 1,459,000.00 | 7.65%  | \$ 111,613.50   | 2.40%  | \$ 35,016.00  | \$ -                 |
| CM-543A    | JMT                   | \$ 752,729.58   |        | \$ -            |        | \$ -          | 30.60% \$ 230,335.25 |
| C-506A     | KS Engineers          | \$ 1,156,622.33 | 63.38% | \$ 733,067.23   | 13.44% | \$ 155,450.04 | \$ -                 |
| TTS-476A-1 | Kyle Conti            | \$ 4,128,641.00 | 0.09%  | \$ 3,715.78     | 9.00%  | \$ 371,577.69 | \$ -                 |
| DB-562A    | M.L. Ruberton         | \$ 344,492.68   | 8.30%  | \$ 28,592.89    | 3.80%  | \$ 13,090.72  | \$ -                 |
| T-475A     | Miniscalco            | \$ 68,229.51    | 2.25%  | \$ 1,535.16     | 1.20%  | \$ 818.75     | \$ -                 |
| TS-445A    | Neshaminy Contractors | \$ 6,285,926.10 | 16.90% | \$ 1,062,321.51 | 2.70%  | \$ 169,720.00 | \$ -                 |
| TS-447B    | Neshaminy Contractors | \$ 8,955,586.24 | 8.60%  | \$ 770,180.42   | 2.58%  | \$ 231,054.12 | \$ -                 |
| C-437B     | Parsons Brinkerhoff   | \$ 2,254,674.00 |        | \$ -            |        | \$ -          | 22.54% \$ 508,203.52 |
| C-437A     | Pennoni Associates    | \$ 764,181.39   |        | \$ -            |        | \$ -          | 24.00% \$ 183,403.53 |
| C-455B     | Remington & Vernick   | \$ 400,000.00   |        | \$ -            |        | \$ -          | 2.49% \$ 9,960.00    |
| TS-444A    | Road-Con              | \$ 7,814,850.68 | 4.87%  | \$ 380,583.23   | 0.31%  | \$ 24,226.04  | \$ -                 |
| T-639A     | Road-Con              | \$ 3,324,313.00 | 0.00%  | \$ -            | 13.90% | \$ 462,079.51 | \$ -                 |
| T-624A     | Sparwick              | \$ 874,601.00   | 7.60%  | \$ 66,469.63    | 0.75%  | \$ 6,559.51   | \$ -                 |
| C-440B     | Stantec               | \$ 728,011.79   | 4.75%  | \$ 34,580.56    | 2.80%  | \$ 20,384.33  | \$ -                 |
| C-440A     | Stantec               | \$ 405,011.03   | 4.80%  | \$ 19,440.53    | 6.60%  | \$ 26,730.73  | \$ -                 |
| C-600A     | STV                   | \$ 800,000.00   |        | \$ -            |        | \$ -          | 12.60% \$ 100,800.00 |
| CM-472A    | STV                   | \$ 1,728,385.40 |        | \$ -            |        | \$ -          | 23.80% \$ 411,355.73 |
| CM-474A    | STV                   | \$ 291,172.17   | 0.00%  | \$ -            | 0.00%  | \$ -          | \$ -                 |
| C-538A     | STV                   | \$ 500,000.00   | 1.25%  | \$ 6,250.00     | 31.20% | \$ 156,000.00 | \$ -                 |
| CM-443A    | STV                   | \$ 204,152.63   | 16.75% | \$ 34,195.57    | 11.00% | \$ 22,456.79  | \$ -                 |
| CM-445A    | STV                   | \$ 682,064.44   |        | \$ -            |        | \$ -          | 26.00% \$ 177,336.75 |
| CM-498A    | STV                   | \$ 571,665.66   | 12.00% | \$ 68,599.88    | 2.40%  | \$ 13,719.98  | \$ -                 |
| C-453B     | T & M Associates      | \$ 1,000,000.00 |        | \$ -            |        | \$ -          | 18.90% \$ 189,000.00 |
| C-07-11    | Transystems           | \$ 747,493.55   |        | \$ -            |        | \$ -          | 21.05% \$ 157,347.39 |
| C-447B     | Transystems           | \$ 666,016.64   | 8.00%  | \$ 53,281.35    | 2.00%  | \$ 13,320.33  | \$ -                 |
| CM-476A    | Trumbull              | \$ 699,250.00   | 13.60% | \$ 95,098.00    | 6.10%  | \$ 42,654.25  | \$ -                 |
| C-505A     | Urban Engineers       | \$ 154,598.70   |        | \$ -            |        | \$ -          | 36.50% \$ 56,428.53  |

MBE = Minority Business Enterprise / WBE = Women Business Enterprise / SBE = Small Business Enterprise

Data represents payments made from the start of the MWSBE program up to the completion of each contract's end date.

# **DELAWARE RIVER JOINT TOLL BRIDGE COMMISSION**

**Meeting of January 29, 2018**

## **COMMUNICATIONS**

The following Pages reflect the reports on those items assigned to the Communications Department. Each item is reported separately and page numbered accordingly.

\*\*\*

**DELAWARE RIVER JOINT TOLL BRIDGE COMMISSION**  
**Meeting of January 29, 2018**

**OPERATIONS INDEX**  
**FOR**  
**COMMUNICATIONS**

| <b>SUBJECT</b> | <b>DESCRIPTION</b>                      | <b>PAGE NUMBER</b> |
|----------------|---|--------------------|
| Communications | Status Report Month of<br>December 2017 | 1-4                |

# **DELAWARE RIVER JOINT TOLL BRIDGE COMMISSION**

**Meeting of January 29, 2018**

## **COMMUNICATIONS REPORT**

**December 2017**

- **COMMISSION AWARENESS EFFORTS:**

**Lower Trenton Sign Progress Article** – Responded to inquiry from Trenton Times reporter regarding progress on the lighting replacement project for the Trenton Makes the World takes sign. Facilitated accompanying photography shoot, coordinating with project team and engineering department to provide safe, but controlled, access to the work site. Requested a correction on an error in the article that stated the City of Trenton would control lighting schemes after the project's completion; this will be the Commission's domain, not the city's. Subsequently, participated in an interview for a "Hank's Take" segment on Fox29 news Philadelphia/ WTXF. In both cases, attempted to relay that the lighting replacement effort involved a more reliable/energy efficient technology that would reduce electricity costs. Also relayed the historical significance of the sign. The combination of coverage resulted in shared publications on multiple regional and national outlets.

**Scudder Falls Bridge Replacement Project** – Provided photographs and answered basic questions for status update article on the bridge project. Later in the month, answered various inquiries from Bucks County Courier-Times reporter regarding construction progress for a Christmas-week feature article. Coordinated with engineering and project team to secure work-site access for newspaper photographer and accompanies that individual to the Pennsylvania side of the project. The resulting article also touched on project finances, tolling, and anticipated completion date. This article appeared in the Courier Times' sister publications and was linked to by regional and national trade publications. The Communications department continues to issue weekly travel advisories for this project. Likewise updates are made on a weekly basis to the travel and construction-activities sections of the project website's homepage.

**Free Bridge Movement** – Completed research and initial 12-page article about the late 19<sup>th</sup> century- early 20<sup>th</sup> century free bridge movement that led to the public acquisition of toll-supported bridges currently owned and operated by the DRJTBC. The article will be a featured focus of the Commission's annual report. A slide program also will be compiled for delivery to select audiences in our service area. Researched and confirmed all toll-supported bridge purchase/acquisition dates, correcting errors in prior annual reports and agency's bridge manuals. Dates were verified through Commission meeting minutes and/ or published reports. The final indexing was forwarded to Chief Engineer Roy Little for engineering department records.

**DELAWARE RIVER JOINT TOLL BRIDGE COMMISSION**  
**Meeting of January 29, 2018**

- **MEDIA RELATIONS:**

**Hot Topics:** Lower Trenton Bridge is prominent in mural at new Starbucks café in Trenton; online petition launched to request PennDOT to address pedestrian crossing at Larry Holmes Drive and Third St. in Easton (also mentions Larry Holmes Dr. and Northampton Street Bridge intersection); work/road restrictions for Scudder Falls Bridge project; Phillipsburg carjacking incident reported to officer in charge at Easton-Phillipsburg Toll Bridge; Washington Crossing reenactment and preparations (various articles); Trenton Make sign lighting replacement coming to an end; design contract awarded for new Commission administration building in Lower Makefield, PA; pedestrian injured near Easton-Phillipsburg bridge; police urge caution in preparation for December snowfalls; Commission employees mentioned in Phillipsburg council article; redesignation of orphan I-95 segment as I-295 set to begin in New Jersey; holiday weekend lane closure moratorium for Scudder Falls Bridge Replacement Project; feature article on Scudder Falls Bridge Replacement Project; television segment (Fox29 Philadelphia) on Trenton Makes sign lighting replacement work; overnight closures of Bear Tavern Road southbound ramp to I-95 south in Ewing; emergency roadway repairs along I-95 southbound in Lower Makefield, PA; Commission chairman re-nominated for new term; two charged in Phillipsburg carjacking; Duane Morris partner who once did work for Commission named to new New Jersey governor's transition team;.

- **COMMUNITY AFFAIRS:** (Please refer to Community Affairs report)

**Workplace Safety Calendar** - Conducted two thorough edits/proofreadings of the annual workplace safety calendar prior to publication and final distribution. Edited employee newsletter. Reviewed Delaware Canal towpath closure poster. Edited various draft communications and assigned meetings for attendance that may be pertinent to the Commission.

- **CAPITAL PROJECTS**

**Lower Trenton Bridge "Trenton Makes" Sign Lighting Replacement** – Extensively revised proposed outline for video about the Trenton Makes the World Takes sign and the current lighting replacement project. The video is being produced by Stokes Creative Group.

**INTERNAL/EXTERNAL COMMUNICATIONS**

- The Commission website recorded 9,107 sessions (visits) in December. This is a decrease from November when 9,572 sessions were recorded and from December 2016 when there were 12,131 sessions (former website).
- Issued 12 press releases/travel advisories in December. Nine pertained to the Scudder Falls Bridge Replacement Project and the remaining three concerned the I-78 Bridges and Approach Slabs Rehabilitation Project.
- Inputted all 2018 Commission meeting dates into the backend of the Commission's public website – [www.drjtbc.org](http://www.drjtbc.org).



**DELAWARE RIVER JOINT TOLL BRIDGE COMMISSION**  
**Meeting of January 29, 2018**

- Attended conference call on draft 2018 operating budget.
- Participated in inter-agency conference call for coordinating signage installations for conversion of orphan I-95 segment in New Jersey and Pennsylvania to an extended I-295. Also participated in follow-up phone conference regarding media rollout and website for I-95/295 redesignation.
- Conveyed photographs of octogenarians who worked on 1947 Lumberville-Raven Rock Pedestrian Bridge construction to Lambertville frame shop for commemorative in recognition of their involvement in the bridge's rededication in 2013.
- Inputted all 2018 Commission meeting dates into the backend of the Commission's public website – [www.drjtbc.org](http://www.drjtbc.org).
- Attended SharePoint training meeting.
- Provided responses to two Facebook posts regarding Commission projects or bridges in Morrisville-Yardley area.
- Provided basic incident report information to Easton Express-Times reporter who inquired about individual reporting carjacking incident to E-P officer in charge.
- Responded to Drexel University inquiry about forthcoming annual report.
- Organized conference call with former website provider Liquid INT staff to discuss expiration of old website's SSL Certificate.
- Visited Heath Lumber in Ewing, N.J. for possible copy of photograph of original wooden signage – The World Takes, Trenton Makes – on the “old iron” bridge at Lower Trenton. Former lumber company owner, Roy Heath, had coined the phrase in 1910.
- Processed end-of-year invoices for various Chambers of Commerce and other membership/subscriber organizations.
- Inputted and/or updated various NJ511 travel alert posts for the Scudder Falls and I-78 projects.
- Posted historical corrections on Calhoun Street Bridge and Lower Trenton Bridge on Facebook pages.
- Fielded inquiries from WHYY news assignment editor regarding Commission projects – Lower Trenton sign lighting.
- Responded to New Jersey Chamber of Commerce membership inquiry.
- Fielded status inquiry on possible schedule changes for evening/nighttime noise-intensive work associated with the Scudder Falls Bridge Replacement Project.
- Contact Trenton Historical Society president Sally Lane for inclusion in the Lower Trenton sign project video.
- Processed four Bellevue Communications Group billings.
- Drafted response to Lambertville City Clerk inquiry regarding neighboring commercial property owner; item sent by Dep. Exec. Dir. of Operations Sean Hill.
- Scheduled photographer Carol Feeley for portrait of new Commissioner John D. Christy.
- Worked with Scudder Falls Public Involvement Consultants McCormick Tayler and Stokes Creative Group to revise/correct Route 175/River Road detour map.
- Requested subhead correction on Courier Times online article subhead concerning the Commission's Lower Makefield administration building.

## **DELAWARE RIVER JOINT TOLL BRIDGE COMMISSION**

**Meeting of January 29, 2018**

- Responded to website comment (Yardley resident) wrongly attributing late night noise to the Scudder Falls Project; woman lives in excess of two miles from the work sites and is complaining of noise when work is not taking place.
- Working with website consultant Stokes Creative Group, corrected bridge locator map on [www.drjtbc.org](http://www.drjtbc.org).
- Conducted annual report coordination call with Alex Styer of Bellevue Communications.
- Called Jay Roth of Jacobs Engineering regarding rollout, execution, coordination of I-95 redesignation to I-295.
- Participated in multi-agency conference call and website discussion on media rollout of redesignation plan for orphan I-95 segment as I-295.
- Working with Stokes Creative Group, moved the Scudder Falls project core map to public outreach section and swapped in the Route 175 detour map on the website homepage.
- Contacted MidJersey Chamber of Commerce CEO Tom Curtin to seek his potential involvement in the video of the Lower Trenton Bridge sign.
- Reviewed, vetted, and corrected NJDOT release on impending overnight closure of Bear Tavern Road on-ramp to I-95 southbound and corresponding detour.
- Requested easy-to-understand detour map of overnight closure of Bear Tavern Road on-ramp to I-95 south; posted on project website and distributed with travel advisories.
- Presented summary of I-95/I-295 conversion plan at snow operations meeting involving Commission's electronic security and maintenance personnel.

**DELAWARE RIVER JOINT TOLL BRIDGE COMMISSION**

**Meeting of January 29, 2018**

**OPERATIONS INDEX  
FOR  
COMMUNITY AFFAIRS**

| <b>SUBJECT</b>       | <b>DESCRIPTION</b>                      | <b>PAGE NUMBER</b> |
|----------------------|---|--------------------|
| Community<br>Affairs | Status Report Month of<br>December 2017 | 1                  |



**DELAWARE RIVER JOINT TOLL BRIDGE COMMISSION**  
**Meeting of January 29, 2018**

**Community Affairs Report**

**December 2017**

The following Community Affairs activity took place during December 2017:

**Scudder Falls Bridge Replacement Project Public Involvement**

Assisted in review and response to messages received via the Commission and Scudder Falls project websites, as appropriate. Concerns included late night noise and numerous potholes on both the NJ and PA side.

Provided public notice on canal closures in the construction area.

**Workplace Safety meeting and calendar**

Coordinated printing and distribution of the 2018 Workplace Safety calendar. Coordinated with Print Technician Kevin Barta, who was instrumental in the publication of this jurisdiction-wide scheduling and organization tool.

**Commission Newsletter**

Completed printing and distribution of fall edition of River Currents newsletter and begin developing content for winter edition.

**Riegelsville Overweight Vehicles**

Reviewed situation of overweight vehicles at Riegelsville and process of turning them around with Department of Safety, Security and Training. Followed up with PA Senator Robert Mensch's office, in response to their outreach to the Commission.

**Various Community Relations**

Responded to request for information regarding distance from bridge walkway to water level. Spoke to the individual to determine reason for asking (writing a play.) Handled miscellaneous requests from customers regarding toll charges, E-ZPass violation disputes, emergency vehicles, etc, referring to proper department as appropriate.

# **DELAWARE RIVER JOINT TOLL BRIDGE COMMISSION**

**Meeting of January 29, 2018**

## **ENGINEERING**

The following Pages reflect the reports on those items assigned to the Engineering Department. Each item is reported separately and page numbered accordingly.

# DELAWARE RIVER JOINT TOLL BRIDGE COMMISSION

## Meeting of January 29, 2018 PROJECT STATUS REPORT

| FACILITY                            | PM/PAM      | CONTRACT DESCRIPTION   | PAGE NO. |
|-------------------------------------|-------------|--|----------|
| Trenton-Morrisville Toll Bridge     | WMC/RFM     | <b>Bar7 Structural Analyses</b> <ul style="list-style-type: none"> <li>Task Order Assignment, C-715A-2</li> </ul>  | 1        |
| Lower Trenton Toll Supported Bridge | CTH/RWL     | <b>Trenton Makes Sign</b> <ul style="list-style-type: none"> <li>Replacement of Sign, Design, C-628A-7</li> <li>Construction Management, C-703A-1</li> <li>Promotional Video, C-703A-2</li> <li>Construction, TS-687A</li> </ul>   | 1-2      |
|                                     | CAS/RWL     | <b>NJ Approach Traffic Signal Upgrades</b> <ul style="list-style-type: none"> <li>Design Contract C-627B-4</li> </ul>  | 2        |
|                                     | VMF/CAS     | <ul style="list-style-type: none"> <li>Construction Contract, TS-699A</li> </ul>   | 2        |
| Scudder Falls Toll Supported Bridge | KMS/RWL     | <b>Scudder Falls Bridge Replacement Project</b> <ul style="list-style-type: none"> <li>Final Design Services, Contract C-660A</li> <li>Construction Contract, T-668A</li> </ul>  | 3        |
|                                     | CTH/KMS     | <ul style="list-style-type: none"> <li>Construction Management, CM-669A</li> </ul>   | 4        |
|                                     | CLR/KMS     | <ul style="list-style-type: none"> <li>Construction Inspection, PA Approaches, CI-671A</li> <li>Construction Inspection, Main River, CI-672A</li> </ul>  | 4        |
|                                     | VMF/CLR/KMS | <ul style="list-style-type: none"> <li>Construction Inspection, NJ Approaches, CI-673A</li> </ul>  | 5        |
|                                     | KMS/RWL     | <b>DMC Services for Construction of the SFB Project</b> <ul style="list-style-type: none"> <li>Oversight of Final Design, C-502A-2I</li> </ul>   | 5-6      |
|                                     | CTH/KMS     | <b>Public Involvement Services</b> <ul style="list-style-type: none"> <li>Design Contract, C-662A</li> </ul>   | 6-7      |
|                                     | KMS/RWL     | <b>Capital Program Management Consultant (CPMC) &amp; Design Management Consultant (DMC) Services for the I-95/Scudder Falls Bridge Improvement Project</b> <ul style="list-style-type: none"> <li>CPMC Services 2016, C-502A-1L</li> </ul>  | 7        |
|                                     | VMF/CLR/KMS | <b>Interim Deck Repairs</b> <ul style="list-style-type: none"> <li>Construction Contract TS-677A</li> </ul>  | 7        |
|                                     | CAS/RWL     | <b>Commission Administration Building at Scudder Falls</b> <ul style="list-style-type: none"> <li>Design Contract, C-707A</li> </ul>   | 8        |
| New Hope-Lambertville Toll Bridge   | WMC/RFM     | <b>Floor System Rehabilitation</b> <ul style="list-style-type: none"> <li>Design Services, C-702B-2</li> </ul>   | 8        |
| I-78 Toll Bridge                    | RJZ/RWL     | <b>I-78 Toll Bridge Maintenance Garage</b> <ul style="list-style-type: none"> <li>Preliminary, Final, &amp; Post Design Services, C-508A</li> <li>Code Compliance Plan Review and Inspections, C-696A-1</li> <li>Construction Management Services, CM-508A</li> <li>Construction Contract, T-508A</li> </ul> | 8-10     |

Notes: Facilities are listed South to North

The first set of initials indicate the Project Manager and the second set of initial indicate the Program Area Manager

Project Manager Legend

WMC – M. Cane  
CTH – C. Harney

RSL – R. Luciani  
VMF – V. Fischer

Program Area Manager Legend

KMS – K. Skeels  
CAS – C. Stracciolini  
RFM – Ronald Mieszkowski

RJZ – R. Zakharia  
RLR – R. Rash  
CLR – C. Rood

# DELAWARE RIVER JOINT TOLL BRIDGE COMMISSION

## Meeting of January 29, 2018 PROJECT STATUS REPORT

|   |             |  |       |
|---|-------------|--|-------|
| <b>I-78<br/>Toll Bridge</b>                               | VMF/CTH/KMS | <b>I-78 Bridges and Approach Slab Rehabilitation</b> <ul style="list-style-type: none"> <li>Design Contract, C-644A</li> <li>Construction Management/Inspection, CM-644A</li> <li>Construction, T-644A</li> </ul>  | 10-11 |
|   | VMF/CTH/KMS | <b>Restriping of the Merge Lanes Exiting the Toll Plaza</b> <ul style="list-style-type: none"> <li>Design Contract, C-628A-8</li> </ul>  | 11-12 |
| <b>Easton-Phillipsburg<br/>Toll Bridge</b>                | CTH/RWL     | <b>Salt Storage Facility</b> <ul style="list-style-type: none"> <li>Concept Study, C-702B-1</li> </ul>   | 12    |
| <b>Milford-Montague<br/>Toll Bridge</b>                   | CTH/RWL     | <b>Salt Storage Facility</b> <ul style="list-style-type: none"> <li>Design, C-702B-4</li> <li>Construction Management, C-703A-3</li> <li>Construction, T-717A</li> </ul>   | 12    |
| <b>Multiple Facilities<br/>and/or<br/>Commission-Wide</b> | JRB/RFM     | <b>Approach Roadway Improvements at the Centre Bridge-Stockton, New Hope-Lambertville, and Uhlerstown-Frenchtown Toll Supported Bridges</b> <ul style="list-style-type: none"> <li>Design, C-715A-1</li> </ul>   | 13    |
|   | RJZ/RWL     | <b>Phase 1 Toll Collection Counting Facilities - District 2 &amp; 3</b> <ul style="list-style-type: none"> <li>Preliminary, Final &amp; Post Design Services, C-696B-1</li> </ul>  | 14    |
|   | WMC/RWL     | <b>Electronic Surveillance/ Detection System</b> <ul style="list-style-type: none"> <li>ESS Maintenance Contract, DB-575A</li> </ul>   | 14    |
|   | WMC/RWL     | <b>Wireless Video Network Specification &amp; Peer Review</b> <ul style="list-style-type: none"> <li>Design Contract, C-621A-5</li> </ul>  | 14    |
|   | CAS/RWL     | <b>Electronic Toll Collection</b> <ul style="list-style-type: none"> <li>Customer Service Center/Violation Processing Center Project, DB-584A</li> </ul>   | 15    |
|   | CAS/RSL     | <ul style="list-style-type: none"> <li>Traffic Count Program Upgrade, DR-550A</li> </ul>   | 15    |
|   | CAS/RWL     | <b>Electronic Toll Collection System Replacement</b> <ul style="list-style-type: none"> <li>Design, Build, and Maintain, DB-540A</li> <li>Design, Build, and Maintain, TO-540A</li> <li>Toll System Performance Review and Audit/Operational Assessment, C-701A-3</li> <li>Toll Plaza LED Sign Installation &amp; Integration, C-701A-4</li> </ul> | 15-16 |
|   | CAS/RWL     | <b>Level 3 Investment Grade Traffic &amp; Revenue Forecasts</b> <ul style="list-style-type: none"> <li>C-549AR</li> </ul>  | 17    |
|   | RFM/RWL     | <b>Bridge Monitoring System</b> <ul style="list-style-type: none"> <li>Design for Select Bridges, C-628B-6</li> </ul>  | 17    |
|   | RJZ/RWL     | <b>Buildings &amp; Facilities Energy Conservation Measures</b> <ul style="list-style-type: none"> <li>Preliminary, Final &amp; Post Design Services, C-657A-3</li> <li>Construction, Electrical, T-645A</li> <li>Construction, Mechanical, T-645B</li> </ul>   | 18-19 |

Notes: Facilities are listed South to North

The first set of initials indicate the Project Manager and the second set of initial indicate the Program Area Manager

### Project Manager Legend

WMC – M. Cane  
CTH – C. Harney

RSL – R. Luciani  
VMF – V. Fischer

### Program Area Manager Legend

KMS – K. Skeels  
CAS – C. Stracciollini  
RFM – Ronald Mieszkowski

RJZ – R. Zakharia  
RLR – R. Rash  
CLR – C. Rood

# DELAWARE RIVER JOINT TOLL BRIDGE COMMISSION

## Meeting of January 29, 2018 PROJECT STATUS REPORT

|  |         |   |    |
|--|---------|---|----|
|  | RFM/RWL | <b>General Engineering Consultant Annual Inspections</b> <ul style="list-style-type: none"><li>• 2015-2016 Annual Inspections, C-684A</li></ul> | 19 |
|  | CAS/RWL | <b>2015-2016 Traffic Engineering Consultant</b> <ul style="list-style-type: none"><li>• C-686A</li></ul>  | 19 |

**Notes:** *Facilities are listed South to North*

*The first set of initials indicate the Project Manager and the second set of initial indicate the Program Area Manager*

Project Manager Legend

WMC – M. Cane  
CTH – C. Harney

RSL – R. Luciani  
VMF – V. Fischer

Program Area Manager Legend

KMS – K. Skeels  
CAS – C. Stracciolini  
RFM – Ronald Mieszkowski

RJZ – R. Zakharia  
RLR – R. Rash  
CLR – C. Rood

# **DELAWARE RIVER JOINT TOLL BRIDGE COMMISSION**

**January 29, 2018  
PROJECT STATUS REPORT**

## **TRENTON-MORRISVILLE TOLL SUPPORTED BRIDGE**

### **BAR7 STRUCTURAL ANALYSES OF TRENTON-MORRISVILLE TOLL BRIDGE STRUCTURES Task Order Assignment No. C-715A-2**

Pennoni Associates provided the Commission with their final load rating submission for the Trenton-Morrisville Toll Bridge to aide in processing additional overweight special permit vehicle type crossing requests resulting from traffic restrictions associated with the Scudder Falls Bridge Replacement project.

## **LOWER TRENTON TOLL-SUPPORTED BRIDGE**

### **REPLACEMENT OF “TRENTON MAKES THE WORLD TAKES SIGN” LIGHTING ELEMENTS**

**DESIGN  
Task Order Assignment No. C-628A-7**

Dewberry was issued Notice to Proceed effective November 29, 2016. A project kick-off meeting was held with Dewberry and their sub-consultants, The Lighting Practice & ACT Engineers, on December 2, 2016. Local stakeholder meetings were held on February 1<sup>st</sup> & 2<sup>nd</sup> 2017 briefing attendees on the sign lighting concept and schedule moving forward. The designer submitted final construction bid documents and assisted with bid review/evaluations Dewberry is close to concluding t post-design, post-award services.

**CONSTRUCTION MANAGEMENT  
Task Order Assignment No. C-703A-1  
CTH/RWL**

Urban Engineers was issued Notice to Proceed effective June 26, 2017. A project kick-off meeting was held with Urban on July 14, 2017. Urban is providing a part time Project Manager, full time Resident Engineer/Inspector and part time Scheduler through this task order assignment. Urban is close to concluding construction management and inspection activities.

**PROMOTIONAL VIDEO  
Task Order Assignment No. C-703A-2**

Urban Engineers was issued Notice to Proceed effective October 20, 2017. A project kick-off meeting was held with Urban and Stokes on October 20, 2017. Urban is working with Stokes

## **DELAWARE RIVER JOINT TOLL BRIDGE COMMISSION**

**January 29, 2018  
PROJECT STATUS REPORT**

Creative Group to produce a promotional video highlighting the history and relighting efforts associated with the Trenton Makes The World Takes sign.

### **CONSTRUCTION Contract No. TS-687A**

At the May 22, 2017 Commissioners Meeting, the Commission awarded Contract TS-687A, Lower Trenton Toll-Supported Bridge, Replacement of Sign Lighting Elements to Carr & Duff, Inc. The Commission issued the full Notice to Proceed effective June 26, 2017.

A project kick-off meeting was held with Carr & Duff on July 14, 2017. Carr & Duff have concluded tasks related to replacing the sign lighting elements. System testing and training are underway.

## **LOWER TRENTON TOLL-SUPPORTED BRIDGE**

### **NJ APPROACH TRAFFIC SIGNAL UPGRADES Contract No. C-627B-4**

French & Parrello Associates (FPA) prepared a change of plans to include additional pedestrian signal heads on all four corners of the New Warren Street and William Trent Place intersection. The conduits beneath the roadway are full and new wiring cannot be pulled to support the additional signal heads. Upon further investigation with Carr & Duff, there are several existing wires within the conduit that are not being used. Carr & Duff submitted a price for this work and a change order was issued. Completion of this work is underway.

### **Construction Contract No. TS-699A**

Carr & Duff, Inc. (C&D) was awarded this contract at the Commission's March 2017 meeting and issued their full Notice to Proceed effective April 21, 2017.

During this reporting period C&D formed and poured the concrete foundation for the new Pedestrian Signal Pole at the northwest corner of New Warren St. and William Trent Place and installed the underground conduit from this foundation to the existing in-ground junction box at the same corner. This work was added to this contract as requested by the Commission.

# **DELAWARE RIVER JOINT TOLL BRIDGE COMMISSION**

**January 29, 2018  
PROJECT STATUS REPORT**

## **SCUDDER FALLS BRIDGE REPLACEMENT PROJECT**

**FINAL DESIGN  
Contract No. C-660A**

During the December reporting period Michael Baker Jr., Incorporated (Baker) of Hamilton New Jersey, continued their coordination and support with the utility relocation effort in PA and NJ; continued to review and respond to various Requests for Information (RFIs) and submittals from the Contractor and the Construction Manager; and, attended the following meetings: two (2) T-668A Progress Meetings; and, various technical meetings involving design issues with the Contractor and CM/CI team.

**Construction  
Contract No. T-668A**

Trumbull Corporation of Pittsburgh, PA (Trumbull) was awarded the Scudder Falls Bridge Replacement Construction Contract T-668A in the amount of \$396,000,000.00 at the Commission's January 30, 2017 Meeting. The Commission issued a full Notice to Proceed on March 3, 2017.

Coordination Meetings continued between the Contractor and the Commission's Project team to discuss Project schedule, progress, and planning for ongoing and/or upcoming construction activities. Trumbull continued to submit Requests for Information (RFI's) and make required project submittals throughout this reporting period. To date there have been a total of 270 Contractor RFIs and 418 Contractor Submittals. Trumbull and the Construction Manager (Hill/Jacobs) have also been coordinating the Baseline CPM Schedule progress updates. Trumbull submitted Baseline CPM Schedule Update 5R on December 15, 2017 and comments were provided back to Trumbull, by the CM, on December 21, 2017. Trumbull submitted a preliminary Update No. 6 on December 22, 2017 that required a Recovery Schedule (6R), which was submitted on December 27, 2017. These schedules are currently under review by the CM.

Ongoing construction activities continued, along with the startup of new activities in PA, NJ and the Delaware River. Trumbull has work areas extending throughout the project limits in order to complete parallel activities on the project. During the month of December Trumbull continued with the Main River Bridge trestle causeway in-river construction on the PA side of the river. Work progressed on the Main River Bridge Abutments, Pier 5 and Pier 6 construction in NJ, and Piers 1 and 2 construction in PA. Work continued on the Taylorsville Road Bridge construction. In addition, work continued on the T-Wall construction within the median of I-95 in PA as well as the NJ I-95 access Ramp C Bridge and Ramp G Bridge Pier construction work.



# **DELAWARE RIVER JOINT TOLL BRIDGE COMMISSION**

## **January 29, 2018 PROJECT STATUS REPORT**

### **CONSTRUCTION MANAGEMENT Contract No. CM-669A (CTH/KMS)**

At the October 31, 2016 Commissioners Meeting, the Commission awarded Contract No. CM-669A, Construction Management Services for the Scudder Falls Bridge Replacement project to Hill International (Hill) of Philadelphia, PA for an amount not-to-exceed \$25,015,066.98. Hill was provided with Notice of Award and Limited Notice to proceed on November 2, 2016. Hill was then issued a Full Notice to Proceed on January 31, 2017, in parallel with the award of the Scudder Falls Bridge Replacement Contract T-668A at the same meeting.

The Hill team continues to supply construction management personnel as necessary, monitor Trumbull's performance and progress, conduct bi-weekly progress meetings, oversee and coordinate the three (3) construction inspection firms, perform utility coordination in NJ & PA, perform schedule reviews, conduct bi-weekly scheduling meetings, maintain document control, perform health and safety inspections, adjust project staffing as required, address material testing and inspection plan requirements, prepare monthly contractor invoices and manage overall project budget.

### **Construction Inspection of PA Approach Contract No. CI-671A**

This Contract is for Construction Inspection (CI) Professional Services for the PA Approach Roadway Improvements portion of the Scudder Falls Bridge Replacement Project, Contract T-668A. TRC Engineers, Inc. (TRC) of Plymouth Meeting, PA was awarded this contract at the February 27, 2017 Commissioners' Meeting; and issued a full Notice to Proceed effective March 29, 2017.

During this reporting period TRC continued supplying inspectors to work on the Project under the supervision of the Construction Manager with four (4) Inspectors on board. Additional Inspectors will be provided as the need arises based on the Contractor's schedule.

### **Construction Inspection of Main River Bridge Contract No. CI-672A**

This Contract is for Construction Inspection (CI) Professional Services for the Main River Bridge portion of the Scudder Falls Bridge Replacement Project, Contract T-668A. WSP/Parsons Brinckerhoff, Incorporated (PB) of Lawrenceville, NJ was awarded this contract at the February 27, 2017 Commissioners' Meeting; and issued a full Notice to Proceed effective March 22, 2017.

During this reporting period PB continued supplying inspectors to work on the Project under the supervision of the Construction Manager adding one (1) new Inspector resulting with now five (5) inspectors on board. Additional Inspectors will be provided as the need arises based on the Contractor's schedule.

# **DELAWARE RIVER JOINT TOLL BRIDGE COMMISSION**

## **January 29, 2018 PROJECT STATUS REPORT**

Construction Inspection of NJ Approach  
Contract No. CI-673A

This Contract is for Construction Inspection (CI) Professional Services for the NJ Approach Roadway Improvements portion of the Scudder Falls Bridge Replacement Project, Contract T-668A. Gannett Fleming, Inc. (GF) of South Plainfield, NJ was awarded this contract at the February 27, 2017 Commissioners' Meeting and issued a full Notice to Proceed effective March 29, 2017.

During this reporting period GF maintained the full inspection staff of five (5) inspectors to work on the New Jersey approach portion of this project under the supervision of the Construction Manager. GF inspectors are also performing the quality control tests on the concrete that is poured within the New Jersey approach portion of the project. GF has proposed a replacement inspector from their IBE Subconsultant, Churchill Consulting Engineers (CCE), to replace the CCE inspector that is on medical leave. This inspection position is currently being filled by a GF inspector.

### **DMC SERVICES THROUGH T-668A CONSTRUCTION**

Task Order Assignment No. C-502A-2I

AECOM is providing DMC services during the construction of the Scudder Falls Bridge Replacement Project, Contract T-668A, under this Task Order Assignment, which began on April 1, 2017.

The DMC Services include support to the Commission with the following: environmental agency coordination; environmental permitting; environmental monitoring services; construction survey support services; Contracts C-660A and T-668A progress support; and, administration of the three (3) SFB Project Construction Inspection (CI) Contracts.

**Environmental Agency Coordination** – Continuous services provided Project-wide assistance with environmental activities including agency site visits; contractor inquiries associated with existing permits obtained by the Commission; and, monitoring and implementation of existing environmental mitigation stipulations associated with pre-construction project permits and agency agreements.

**Environmental Permitting** - In Pennsylvania, coordination with the USACE and the PADEP for a modification to the downstream elevation of the 72" Pipe Jack-and-Bore operation in PA due conflicts with bedrock. The PADEP and the USACE have reviewed the modification and agreed that a permit modification is not required.

**Environmental Monitoring Services** – These services are required to take place throughout construction of the SFB Replacement Project to meet Project permit requirements. Services performed during this reporting period included weekly monitoring of the project site for

## **DELAWARE RIVER JOINT TOLL BRIDGE COMMISSION**

**January 29, 2018  
PROJECT STATUS REPORT**

compliance with environmental requirements. Archaeological Monitoring services are also being performed for certain NJ excavation activities in conformance with the Project's Programmatic Agreement although no archaeological monitoring work was performed this reporting period.

**Contracts C-660A and T-668A Progress Support** - DMC services during this reporting period included participation in the work flow for review and distribution of the contactor's submittals and requests for information; ongoing coordination with the Baker Team on RFI and contractor submittal responses; design and/or construction issue trouble-shooting and resolution support with involvement in the various technical issues meetings with the CM and the Contractor; ongoing utility relocation work and existing facility interface coordination support ; utility design coordination between the Commission's District 1 Administration Building Design and SFB Replacement Project construction projects; and, coordination with Commission Operation's and ESS Departments on maintenance of the existing equipment within the SFB Project construction zone.

**CI Contract Administration** – As Project Managers, coordinated with the CI firms for the supplying of inspectors to the project as requested by the Construction Manager; administer the CI contracts and address any contractual needs.

### **SCUDDER FALLS BRIDGE REPLACEMENT PROJECT**

#### **PUBLIC INVOLVEMENT SERVICES**

**FINAL DESIGN  
Contract No. C-662A**

McCormick Taylor, Inc. (MT) was awarded this Public Involvement (PI) Contract at the Commission's September 28, 2015 Meeting, and issued Notice to Proceed effective October 29, 2015. A kickoff meeting was held with MT on November 25, 2015. The Commission provided comments to MT's draft PI plan and is awaiting a revised draft. MT has attended numerous C-660A progress meetings, and has successfully taken responsibility of maintaining the project hotline and website. MT organized and participated in the March 15, 2016 Open House/ No Net Loss Public Hearing held in Ewing Township and April 27, 2016 Pennsylvania Noise Walls Update Meeting. MT organized and participated in the July 19<sup>th</sup> & 21<sup>st</sup> District I Open House/Toll Hearings held in Ewing Township (NJ) and Lower Makefield Township (PA) respectively. MT also organized and participated in August 2<sup>nd</sup> & 4<sup>th</sup> District II Toll Hearings in Easton (PA) and Phillipsburg (NJ) respectively also and the August 9<sup>th</sup> & 11<sup>th</sup> District III Toll Hearings held in Montague (NJ) & East Stroudsburg (PA) respectively. MT has finalized the open house/toll hearing summary report from these events. MT's public involvement effort focuses on regularly communicating project activities to officials, stakeholders and the public, as well as informing motorists of near-term construction stage travel implications, performing public involvement initiatives and market research activities and development of discussion guides and analysis related

## **DELAWARE RIVER JOINT TOLL BRIDGE COMMISSION**

**January 29, 2018  
PROJECT STATUS REPORT**

the implementation of the new toll, and payment options related to All-Electronic Tolling. MT has finalized a new project specific logo and is updating the project website.

### **CAPITAL PROGRAM MANAGEMENT CONSULTANT (CPMC) & DESIGN MANGEMENT CONSULTANT (DMC) SERVICES FOR THE I-95/SCUDDER FALLS BRIDGE IMPROVEMENT PROJECT**

**CPMC SERVICES – YEAR 2016**  
Task Order Assignment No. C-502A-1L

Task Order Assignment 502A-1L, Capital Program Management Consultant (CPMC) Services for 2016 began in July 2016. AECOM is currently providing one (1) part-time Project Manager to oversee and administer various design and construction projects that are being advanced in the Capital Improvement Program. During this reporting period, CPMC Staff continued to provide the management and oversight of Professional Services Contract C-644A, CM/CI Services Contract CM-644A, and Construction Contract T-644A for the I-78 Roadway Approach/Transition Slabs Rehabilitation and the Rehabilitation of the Cedarville Road Overpass; and, Resident Engineer services and support for construction Contract TS-699A Lower Trenton TSB Traffic Signal Equipment Upgrades.

### **SCUDDER FALLS BRIDGE INTERIM DECK REPAIRS**

**Construction**  
Contract No. TS-677A

Sparwick Contracting, Inc. (SCI) completed all deck repairs and roadway striping by September 8, 2015. SCI's on-call and emergency spall repairs phase of the contract ended with the issuance of Notice to Proceed for the Scudder Falls Bridge Replacement project, T-668A on March 3, 2017.

During this reporting period, SCI decommissioned the water well at the Commission's 1149 Woodside Road property, where the Commission owned house was recently demolished by Trumbull under their Scudder Falls Bridge Replacement contract. This effort by Sparwick was the most expeditious means to completing this work in support of the SFB Project schedule.

## **DELAWARE RIVER JOINT TOLL BRIDGE COMMISSION**

**January 29, 2018  
PROJECT STATUS REPORT**

### **COMMISSION ADMINISTRATION BUILDING AT SCUDDER FALLS**

**Design  
Contract No. C-707A**

The Purchasing Department issued two (2) requests for quotes (RFQ) for advance work. The first RFQ includes the tree cutting for the site. In order to comply with environmental regulations, it is necessary to complete all tree cutting between September 30<sup>th</sup> and November 1<sup>st</sup> to protect the Indiana Bat. A second RFQ includes the removal and disposal of asbestos containing materials located within the 1799 House. RFQ's were issued to contractors from state lists. Upon receipt of quotations a Purchase Order was issued to the low bidder for the tree cutting work. The design team delineated the area to be cleared in preparation of the contractor mobilizing to the site.

Commission Staff are working with Aon and the low bidder for the 1799 House asbestos removal on their insurance submission and approval.

The project received the Bucks County Conservation District NPDES Permit.

The design team submitted the final plans and specifications package and the documents were reviewed by Commission Staff and our construction management team. Comments from the review were provided to the design team to address for the final bid documents.

### **NEW HOPE-LAMBERTVILLE TOLL BRIDGE FLOOR SYSTEM REHABILITATION DESIGN SERVICES**

**Task Order Assignment No. C-702B-2**

IH Engineers is preparing Final Design documents for the implementation of structural steel repairs and/or strengthening as well as spot cleaning and painting structural steel and bearings within vicinity of deck joints. The Construction bid documents are expected to be completed in late January.

### **I-78 TOLL BRIDGE MAINTENANCE GARAGE PRELIMINARY, FINAL & POST DESIGN SERVICES**

**C-508A**

This contract is for Preliminary, Final and Post-Design Services for renovations and expansion at the I-78 Maintenance Garage as identified under a Task Order Assignment for Space Utilization Program and Concept Study provided by Buchart Horn, Inc. / BASCO Associates.

Burns Engineering Inc. (BE) was issued Notice of Award and Limited Notice to Proceed effective July 28, 2015, Final Design Submission and Bid Set were received on April 5, 2016, Bids were open on May 10<sup>th</sup>, reviewed by the Consultant, Commission Counsels and Contract

## **DELAWARE RIVER JOINT TOLL BRIDGE COMMISSION**

**January 29, 2018**

### **PROJECT STATUS REPORT**

Compliance and a Construction Contract Award was made at the June 2016 Regular Monthly Commission Meeting.

Consultant is currently reviewing Close-Out Documents to close this Project.

### **CODE COMPLIANCE PLAN REVIEW AND INSPECTIONS**

Task Order Assignment No. C-696A-1

Utilizing the Commission's current Facilities Task Order Agreement with Johnson, Mirmiran & Thompson (JMT), this Task Order Assignment is to provide Code Plan Reviews, and Code Compliance Inspections on as needed basis for the I-78 Maintenance Garage Expansion Project. Said services will be provided by a Commonwealth of Pennsylvania Department of Labor and Industry (PA L&I) Certified Third-Party Agency in the appropriate building trade categories and in accordance with the current Uniform Construction Code Inspection Procedures UCC-9.

Kick-Off Meeting was conducted with JMT on February 25, 2016, and the Consultant provided Peer and Code Plan reviews of the Pre-Final Design Submission, attended the pre-final design submission review meeting, reviewed and certified the Final Design Submission to confirm all comments have been addressed.

Consultant attended Construction Kick-Off meeting on July 12, 2016 and is currently attending periodic construction progress meeting and providing all required UCC inspections. Final Inspection was completed and Certificate of Occupancy was issued effective October 16, 2017.

### **CONSTRUCTION MANAGEMENT SERVICES**

CM-508A

This contract is for Construction Management (CM) Services in connection with the renovations and expansion of I-78 Maintenance Garage Project. As part of the CM services the Consultant scope of work includes Constructability Review of the Bid Documents during the Pre-Construction phase of T-508A.

STV Inc. (STV) was issued Notice of Award and Limited Notice to Proceed effective March 1, 2016. A meeting was held with the Consultant on March 2<sup>nd</sup> to review the Commission's expectations of the consultant's services during the Pre-Construction phase of T-508A. Constructability Review was provided by the Consultant on the Pre-Final Design Submission, attended its design review meeting on March 21, and reviewed the Final Design Submission to confirm all comments have been addressed.

STV is currently confirming completion of all disciplines' punch list and the receipt of all close-out documents and warranties.

## **DELAWARE RIVER JOINT TOLL BRIDGE COMMISSION**

**January 29, 2018  
PROJECT STATUS REPORT**

### **CONSTRUCTION Contract No. T-508A**

Bracy Construction Inc., was awarded this construction contract at the Commission's June 2016 Meeting. Notice of Award and Limited Notice to Proceed letter was issued effective June 28, 2016. Pre-Construction Meeting was held on July 12<sup>th</sup> and a Notice to Proceed effective date of July 25<sup>th</sup> was issued in accordance with the Contract Specifications.

Contractor completed set-up of the field trailers and temporary facilities, set-up Erosion and Sediment Controls in accordance with the County Conservation District's approved permit, started the demolition activities for Phases 1 & 2 of the Project. Phase 1 Construction Substantial Completion was reached November 11, 2016 as relates to the Commission's salt, brine & magnesium chloride operation. Phase 2 footings, foundation walls, new bearing walls, steel erection under-slab utilities, floor slab, watertight, closing the new building, rough-ins and final mechanical, electrical, plumbing, security, fire alarm, equipment, and exterior veneer installation has been completed. Phase 3 site work, utilities and re-roofing the existing garage, welcome center and Toll Plaza has been completed, existing interior floor slab demolition, under-slab electrical and plumbing, and radiant heating floor slab pour has been completed, CMU partition walls, Mechanical, Electrical Plumbing Final has been completed, wash bay footings, foundations and exterior CMU walls, floor slab, steel erection, and roof steel deck has been completed.

Certificate of Occupancy was received on October 16, and Contractor is currently addressing punch list items and providing supplemental close-out documents and warranties from different trades for review by the Design Consultant. The new garage space is essentially complete and in use by the Maintenance Department.

## **I-78 BRIDGES AND APPROACH SLABS REHABILITATION**

### **Design Contract No. C-644A**

Gannett Fleming, Inc. (GF) was awarded this design contract at the Commission's February 2016 Meeting and their Notice of Award/Limited Notice to Proceed was issued effective March 1, 2016. This design project is for the repair of various bridge, pavement and other miscellaneous deficiencies associated with the 13 bridges and approach roadways located within the DRJTBC's jurisdiction on I-78.

During this reporting period, GF continued their post-design phase services of this contract, responding to RFIs and reviewing submittals and attending contractor progress meetings as necessary.



## **DELAWARE RIVER JOINT TOLL BRIDGE COMMISSION**

**January 29, 2018  
PROJECT STATUS REPORT**

**Construction Management/Construction Inspection  
Contract No. CM-644A**

Greenman-Pedersen, Inc. (GPI) was awarded this Construction Management/Construction Inspection contract at the Commission's April 2017 Meeting with the Notice to Proceed issued effective May 24, 2017.

During this reporting period, GPI conducted one (1) Schedule Update/Progress Meeting and continued site inspections of the Welcome Center repairs, approach slab replacements, cleaning/painting of the Edge Road Bridge and jacking preparations for the bearing replacement at the Cedarville Road Bridge. GPI provided comments to, and accepted, one (1) schedule update, tracked RFIs, correspondence, submittals, shop drawings and evaluated potential change orders due to the added westbound lane restrictions. GPI's current staff includes the Resident Engineer, one (1) paint inspector and one (1) construction inspector in addition to the part time Project Manager. A part time scheduler and safety consultant, both from Envision, Inc. are providing bi-weekly schedule update reviews and independent site safety inspections respectively.

**Construction  
Contract No. T-644A**

J.D. Eckman, Inc. (JDE) was awarded this Construction contract at the Commission's April 2017 Meeting with the Notice of Award/Limited Notice to Proceed issued effective April 26, 2017. JDE received full Notice to Proceed effective May 22, 2017.

During this reporting period, JDE participated in one (1) Schedule Update/Progress Meeting and replaced the approach slabs in the eastbound center lane of the Rte. 611 and Main River Bridges. JDE's paint subcontractor, JAG'D Painting, completed blasting and painting the prime coat on the Edge Road Bridge over the eastbound lanes of I-78 and demobilized from the site due to unfavorable ambient conditions. JDE completed some minor repairs at the Welcome Center while maintaining visitor access and began setting up jacking equipment at the Cedarville Road Bridge in preparation for the bearing replacement. JDE continued submitting RFIs, submittals, and shop drawings. All eastbound lanes were restriped to their original lane configuration by December 13<sup>th</sup> and the project is in a winter shutdown with an anticipated startup in mid-January 2018.

### **RESTRIPING OF THE MERGE LANES EXITING THE I-78 TOLL PLAZA**

**Design  
Task Order Agreement Contract No. C-628A-8**

Dewberry Engineers, Inc. (DE), through a standing Consultant Engineer Agreement, was requested to provide Engineering Services to design modifications to the existing striping of the merge area west of the I-78 westbound toll plaza. DE was requested to utilize Malick & Scherer,

## **DELAWARE RIVER JOINT TOLL BRIDGE COMMISSION**

**January 29, 2018**

### **PROJECT STATUS REPORT**

PC. (M&S) for this design effort due to their current involvement as a sub-consultant to Gannett Fleming on the C-644A I-78 Bridges and Approach Slab Rehabilitation Project, whose tasks include the restriping of the entire I-78 mainline located within the DRJTBC's jurisdiction. The purpose of this restriping design is to provide dedicated through lanes for the two left ORT E-Z Pass lanes continuing after the toll plaza, and have the four right toll lanes merge with the right high speed lane in the vicinity of the Morgan Hill Road Interchange.

This design has been incorporated into the I-78 Bridges & Approach Slab Rehabilitation Construction Contract T-644A by Gannett Fleming, under Professional Services contract C-644A.

During this reporting period, M&S continued their post-design services phase of this Task Order Assignment for construction contract T-644A.

### **EASTON-PHILLIPSBURG TOLL BRIDGE**

#### **SALT STORAGE FACILITY CONCEPT STUDY**

**Task Order Assignment No. C-702B-1**

This Task Order Assignment is to perform a feasibility study for constructing a new salt storage facility to meet the needs at E-P Toll Bridge and to evaluate three potential sites for placement.

Field assessments were performed in March and a draft feasibility report was submitted in April. Comments have been generated and shared with the Consultant. The Commission's comments have been addressed in the final report. A task order problem statement requesting final design and post design services has been forwarded to IH Engineers. NOTE: This assignment can be removed from this report.

### **MILFORD-MONTAGUE TOLL BRIDGE**

#### **SALT STORAGE FACILITY - DESIGN**

**Task Order Assignment No. C-702B-4**

IH Engineers was issued Notice to Proceed effective June 23, 2017. A project kick-off meeting was held with IH on July 23, 2017 with operations and supervisory staff in attendance. This Task Order Assignment is to perform final design for constructing a new salt storage facility to meet the needs at M-M Toll Bridge in the general footprint of the existing damaged/undersized building.

The designer submitted final construction bid documents and assisted with bid review/evaluations IH provided the Commission final conformed documents and are currently providing post-design, post-award services.

## **DELAWARE RIVER JOINT TOLL BRIDGE COMMISSION**

**January 29, 2018  
PROJECT STATUS REPORT**

**CONSTRUCTION MANAGEMENT  
Task Order Assignment No. C-703A-3**

Urban Engineers was issued Notice to Proceed effective October 16, 2017. A project kick-off meeting was held with Urban on October 16, 2017. Urban is providing a part time Project Manager, full time Resident Engineer/Inspector and part time Scheduler through this task order assignment. Urban attended a kick-off meeting with the contractor (Bracy), is conducting job progress meetings and performing construction management and inspection activities.

**CONSTRUCTION  
Contract No. T-717A**

At the September 25, 2017 Commissioners Meeting, the Commission awarded Contract T-717A, Milford-Montague Toll Bridge, Salt Storage Building to Bracy Construction, Inc. The Commission issued a Limited Notice to Proceed effective September 25, 2017.

An on-site project coordination meeting was held with Bracy and their subcontractors on October 3, 2017. The Commission issued the full Notice to Proceed effective October 12, 2017.

A project kick-off meeting was held with Bracy on October 19, 2017. Bracy has demolished the old salt storage building and is currently constructing the new building which is expected to be substantially complete in early January.

### **APPROACH ROADWAY IMPROVEMENTS AT THE CENTRE BRIDGE – STOCKTON, NEW HOPE – LAMBERTVILLE, AND UHLERSTOWN – FRENCHTOWN TOLL-SUPPORTED BRIDGES**

**(DESIGN)  
Task Order Assignment C-715A-1**

Under this Task Order Assignment (TOA) the Consultant, Pennoni, Inc. (Pennoni), is providing professional services for the design of approach roadway improvements at the Centre Bridge – Stockton, New Hope – Lambertville, and Uhlerstown – Frenchtown Toll-Supported Bridges. Improvements include select roadway repaving, re-striping, three (3) ADA ramps, replacement of six (6) inlets, curbing repair and patching/coating of a retaining wall. Notice to proceed was given on September 25, 2017. A kick off meeting was held on October 3, 2017. Field visits occurred September 28 through October 3. Progress Meeting No. 1 was held on Friday, November 3. A progress / 60% submission review meeting was held on November 29. Pennoni received comments and is working on revisions and submission of the final design package.

# **DELAWARE RIVER JOINT TOLL BRIDGE COMMISSION**

**January 29, 2018  
PROJECT STATUS REPORT**

## **PHASE 1 TOLL COLLECTION COUNTING FACILITIES**

**PRELIMINARY, FINAL & POST DESIGN SERVICES  
C-696B-1**

Utilizing the Commission standing Consulting Engineer Task Order Agreement with French & Parrello Associates (FPA), this Task Order Assignment is to obtain engineering preliminary, final, and post design services to support the Commission needs for Toll Counting facilities at I-78, Easton Philipsburg, and Delaware Water Gap Toll Bridge Facilities.

As a part of a fast track implementation plan, Kick-Off Meeting was conducted with FPA on October 20, 2016, at which time the Consultant provided pre-schematic design sketches to expedite Commission's input on the same. The Consultant collected Project related record documents after this meeting, conducted site visits on October 25<sup>th</sup> at all three locations. Schematic Design Submission was received on November 9<sup>th</sup>, 2016 and a submission review meeting was held on November 14<sup>th</sup> sharing the Commission's comments with the Consultant. Final Design Submission was received December 30, 2016 and a design submission review meeting was conducted on January 9, 2017 and revised documents were received January 19, 2017.

## **ELECTRONIC SURVEILLANCE / DETECTION SYSTEM**

**ESS MAINTENANCE CONTRACT  
Contract No. DB-575A**

Schneider Electric Building Americas, Inc. continues to provide maintenance services in support of the Electronic Surveillance / Detection System under the direction of the Commission's Electronic Security and Surveillance Staff, who operate the system from the Primary Control Center located at the New Jersey State Police's Regional Operation and Information Center (ROIC) in West Trenton, New Jersey.

**WIRELESS VIDEO NETWORK SPECIFICATION AND PEER REVIEW  
Contract No. C-621A-5**

Sentinel Consulting is supporting the Commission's efforts on upgrading the wireless communication system at the I-78/611 site to address current and future needs. Review comments for the wireless survey report were provided to Schneider Electric Building Americas, Inc.

# **DELAWARE RIVER JOINT TOLL BRIDGE COMMISSION**

**January 29, 2018  
PROJECT STATUS REPORT**

## **ELECTRONIC TOLL COLLECTION SYSTEM**

### **CUSTOMER SERVICE CENTER/VIOLATION PROCESSING CENTER PROJECT DB-584**

The new NJ Customer Service Center (CSC) is live. The New Jersey Turnpike Authority (NJTA), as the lead agency, is facilitating all meetings with the other agencies and Conduit.

### **TRAFFIC COUNT PROGRAM UPGRADE DR-550A**

A Purchase Order was issued to Signal Service, Inc., West Chester, PA for the traffic counters, server and additional materials. Signal Service is a member of the Pennsylvania Department of General Services COSTARS Program (Cooperative Purchasing Contract No. 4400012659). The COSTARS Program sets the pricing for the traffic counters, auxiliary equipment, and software to be purchased.

The server that includes the software and traffic database currently resides with RTI for on-going configuration and we are accessing the data remotely. RTI is upgrading the software on the server. Upon completion of the upgrade, the server will be delivered to the Commission.

A field training session was completed for the eight (8) Commission Maintenance staff members who are also members of the Traffic Count team. The training included how to trouble shoot count station failures and to provide routine site maintenance.

### **ELECTRONIC TOLL COLLECTION SYSTEM REPLACEMENT DESIGN, BUILD AND MAINTAIN Contract No. DB-540A**

TransCore is addressing punch list items, final project documentation and as-built drawings. Project Provisional Acceptance was issued on August 16, 2017 and the project is transitioning into the maintenance phase.

TransCore implemented a plan to improve system performance, focusing on vehicles classifications. The plan included revisiting each lane, checking all equipment connections/configurations and tuning the equipment to increase performance levels. The RK&K team will conduct several additional system audits to determine the level of performance.

Commission Staff, TransCore and the RK&K team meet monthly to review and discuss system operational and maintenance items.

# **DELAWARE RIVER JOINT TOLL BRIDGE COMMISSION**

**January 29, 2018  
PROJECT STATUS REPORT**

## **ELECTRONIC TOLL COLLECTION SYSTEM REPLACEMENT DESIGN, BUILD AND MAINTAIN Contract No. TO-540A**

Commission Staff, TansCore and representatives from the RK&K team met to conduct a monthly maintenance meeting.

## **ELECTRONIC TOLL COLLECTION / TOLLING TASK ORDER CONSULTANT**

### **TOLL SYSTEM PERFORMANCE REVIEW AND AUDIT / OPERATIONAL ASSESSMENT Task Order Assignment No. C-701A-3**

TransCore completed the transition of the Commission's electronic toll collection system. During the transition, system commissioning tests were performed and the Commission conducted on-going reviews of system performance on an ad-hoc basis, identifying issues for TransCore to review and resolve. As part of the Technical Requirements an Operational Test is required to ensure that the software and hardware function with intended and required availability and performance. Under this task order assignment, the RK&K team will verify that the toll system accurately calculates toll charges, accurately processes violations, E-ZPass transactions, vehicle classification and license plate capture.

TransCore implemented a plan to improve system performance, focusing on vehicle classifications. The plan included revisiting each lane, checking all equipment connections/configurations and tuning the equipment to increase performance levels. The RK&K team will conduct several additional system audits to determine the level of performance.

### **ELECTRONIC TOLL COLLECTION SYSTEM REPLACEMENT: TOLL PLAZA LED SIGN INSTALLATION AND INTEGRATION Task Order Assignment No. C-701A-4**

The RK&K completed the inspection services related to the Daktronics LED toll plaza canopy sign installation at the New Hope – Lambertville, Easton – Phillipsburg, Portland – Columbia and Milford – Montague Toll Bridges. The sign installation is complete and they are integrated with the electronic toll collection system. The RK&K team reviewed the as-built drawings and comments were provided to TransCore to address.



# **DELAWARE RIVER JOINT TOLL BRIDGE COMMISSION**

**January 29, 2018  
PROJECT STATUS REPORT**

## **LEVEL 3 – INVESTMENT GRADE TRAFFIC AND REVENUE FORECASTS**

Contract No. C-549AR

There is no activity on this project to report.

### **BRIDGE MONITORING SYSTEM DESIGN FOR SELECT BRIDGES Task Order Assignment C-628B-6**

Under this Task Order Assignment (TOA) the Consultant, the Louis Berger Group, Inc. (Berger), is providing professional services for the design of the installation of overweight / oversized vehicle detection linked to alarms, signage and camera to discourage the passage of these vehicles over selected bridges. Notice to proceed was given on December 15, 2015; kick off meeting was held on January 15, 2016. Existing plans were transmitted to Consultant in order to start construction plan preparation. Consultant conducted field visits to all five bridge sites February 18 & 19, 2016. A Meeting was held with IT and ESS on March 7, 2016 to discuss possible location of over height sensors and connectivity to existing communication systems. Plans showing proposed location of over height sensors, cameras and new weight restriction signing have been submitted and reviewed.

Based on review comments, locations will be adjusted and a field meeting with ESS will be scheduled to verify and finalize camera locations. Due to the departure of personnel, Berger submitted the name and qualifications of a new project manager which has been accepted by the Commission. Meeting is being scheduled to revise scope and discuss utilization of new communication infrastructure. As a result of the recent critical fracture of a truss member resulting in the closing of a PA Turnpike bridge, the scope of this contract was expanded. It has been decided to install sensors on all five bridges in the task order and to add the Milford Montague Bridge to the assignment. A revised scoping meeting was held on February 28<sup>th</sup> and a revised cost will be submitted. Cost for revised scope was submitted March 22 and was deemed excessive. Revised cost estimate was submitted on March 28 and has been accepted. Pre-Final Plans were submitted on Wednesday, November 1, 2017. The prefinal plans were not as complete as required. Comments were given to the Consultant and revised plans and specifications are scheduled to be resubmitted the end of January.

# **DELAWARE RIVER JOINT TOLL BRIDGE COMMISSION**

**January 29, 2018  
PROJECT STATUS REPORT**

## **BUILDINGS & FACILITIES ENERGY CONSERVATION MEASURES**

**PRELIMINARY, FINAL & POST DESIGN SERVICES  
C-657A-3**

Utilizing the Commission standing Consulting Engineer Task Order Agreement with Joseph Jingoli & Son, Inc. (JJS), this Task Order Assignment is to obtain engineering preliminary, final, and post design services to implement the Energy Conservation Measures (ECM) identified in an ASHRAE Level 3 Energy Audit prepared under Task Order Assignment No. C-657A-1 at all of the Commission's seven (7) Toll Bridge facilities.

A Kick-Off Meeting was conducted with JJS on November 21, 2016, record room site visits, and field surveys of the seven toll bridges has been completed. Progress meeting was conducted on February 1, 2017, reporting field observations and conditions in advance of a Schematic Design submission was received February 28, 2017 and a design review meeting was conducted with the consultant on March 21, and a Final Submission was received on April 24, 2017 addressing Commission's comments. Public Bid Advertisements for an Electrical and a Mechanical Construction Contracts were posted on May 9<sup>th</sup>, bids were publically opened on June 8<sup>th</sup> & June 13<sup>th</sup> respectively. Bids received from the low bidder of each Contract was reviewed by JJS, Commission Staff and Counsels, and found to be responsive. Construction Contracts Awards were made for each of the two (2) Contracts at the Commission's June 26<sup>th</sup> regular Monthly Meeting and Consultant is currently providing Post Design Services answering Contractors' Requests for Information, reviewing submittals and attending bi-weekly Progress Meetings.

### **CONSTRUCTION Contract No. T-645A**

MJF Construction Inc., was awarded this construction contract at the Commission's June 2017 Meeting. Notice of Award and Limited Notice to Proceed letter was issued effective June 27, 2017. Notice to Proceed effective date of July 24<sup>th</sup> was issued in accordance with the Contract Specifications and Pre-Construction Meeting was held on July 27<sup>th</sup>.

Contractor currently continues to prepare submittals for review by the engineer and performing site reconnaissance at Each Toll Bridge facility. Long lead delivery material had been ordered. Construction activities started at Milford Montague and Delaware Water Gap sites.

### **CONSTRUCTION Contract No. T-645B**

Schneider Electric Buildings Americas, Inc., was awarded this construction contract at the Commission's June 2017 Meeting. Notice of Award and Limited Notice to Proceed letter was

## **DELAWARE RIVER JOINT TOLL BRIDGE COMMISSION**

### **January 29, 2018 PROJECT STATUS REPORT**

issued effective June 27, 2017. Pre-Construction Meeting was held on August 11<sup>th</sup> and a Notice to Proceed effective date of August 16<sup>th</sup> was issued.

Contractor currently preparing submittals for review by the engineers and performing site reconnaissance at Each Toll Bridge facility. Long lead delivery material had been ordered and Construction activities started at Milford Montague.

### **GENERAL ENGINEERING CONSULTANT 2015-2018 ANNUAL INSPECTIONS C-684A**

As the Commission's General Engineering Consultant (GEC), Cherry, Weber & Associates (CWA) is providing Annual Inspection Services for the Toll-Supported Bridges in 2016. CWA was provided with Notice to Proceed on March 23, 2015. On November 21, 2016, the Commission, via Resolution 3090-11-16, extended CWA's contract to perform GEC services and inspections in 2017 & 2018. A kick-off meeting was held on March 21<sup>st</sup>, 2017 for the 2017 Toll Bridge Inspections at the –Delaware Water Gap Toll Bridge Administration Building and attended by representatives from District 1, District 2, District 3, Operations, Engineering, and CWA. A progress meeting was held on June 9.

Interim inspections have been completed at all of the required (load posted) Toll-Supported Bridges and Inspections of all seven (7) Toll Bridges have been completed. The draft Maintenance Report was submitted on September 8 and is currently under review by Commission Maintenance & Operations. A review meeting was held with District 1 on October 16 and Districts 2 & 3 on October 23. The draft Annual Inspection Report was submitted on September 25 and it is currently under review by Engineering. Sign retro-reflectivity inspections were performed on October 10 in District 2, October 12 in District 1, and October 18 in District 3. The approved 2018-2019 Capital Plan was provided to CWA after December's Commission meeting to be incorporated into the Annual Inspection Report. CWA is currently updating the Annual Inspection Report to include the information from the Capital Plan and will be submitting the Final Draft Maintenance and Inspection Reports to the Commission for review during the second week of January.

### **2015-2016 TRAFFIC ENGINEERING CONSULTANT Contract No. C-686A**

2017 traffic data from the Commission's Toll and Toll Supported Bridges were provided to Pennoni Associates for analysis. Additionally, information regarding Commission projects that may have impacted traffic in 2017 or may impact traffic in 2018 on our bridges was provided to Pennoni Associates. Pennoni Associates is compiling the traffic data for 2017 so they may prepare the 2018 forecasted data and traffic engineering report.

# **DELAWARE RIVER JOINT TOLL BRIDGE COMMISSION**

**Meeting of January 29, 2018**

## **OPERATIONS**

The following Pages reflect the reports on those items assigned to the Operations Department. Each item is reported separately and page numbered accordingly.

**DELAWARE RIVER JOINT TOLL BRIDGE COMMISSION**

**Meeting of January 29, 2018**

**Operations Report Index**

**Maintenance and Toll Operations**

| <b>SUBJECT</b>       | <b>DESCRIPTION</b>                       | <b>PAGE<br/>NUMBER</b> |
|----------------------|--|------------------------|
| Maintenance and Toll | Status report<br>Month of December, 2017 | 1-7                    |

## **DELAWARE RIVER JOINT TOLL BRIDGE COMMISSION**

### **MAINTENANCE AND TOLL OPERATIONS MONTH OF DECEMBER 2017**

- Attended C-657A-3 Buildings & Facilities Energy Conservation Measures Implementation Mechanical & Electrical Design progress meeting at New Hope Toll Bridge.
- Attended T-645B - Buildings & Facilities Energy Conservation Measures – Electrical / Lighting Bi-Weekly progress meetings at New Hope Toll Bridge Facility.
- Attended C-519A - Southern Operations & Maintenance Facilities Improvements Technical Evaluation Committee meeting held at Trenton Morrisville Toll Bridge.
- Attended meeting to discuss space needs and potential locations as part of the Operations reorganization held at new Hope Toll Bridge facility.
- Attended meeting to discuss review 2017 Vehicle and Equipment list and discuss vehicle specifications held at Trenton Morrisville Bridge Facility.
- Attended meeting with Deputy Executive Director of Operations to discuss operations reorganization held at New Hope Toll Bridge Facility.
- Attended meeting with Deputy Executive Director to discuss operating procedures for weather events held at New Toll Bridge Facility.
- Attended meeting at to discuss TTS-723A On Call Beam Guide Rail and Attenuator (Bid Opening) held at Trenton Morrisville Toll Bridge.
- Attended conference call number three for review draft 2018 Capital Plan.
- Reviewed job descriptions for positions created by reorganization of Maintenance and Toll Operations department.
- Reviewed the Accident Log/Property Damage Reports for the month of December, 2017. Forwarded the monthly report to the Director of Human Resources, Insurance Administrator, Comptroller and Deputy Executive Director of Operations.

## **DELAWARE RIVER JOINT TOLL BRIDGE COMMISSION**

- Oversaw and monitored activities for the Motorist Assistance Program during the month of December, 2017. Forwarded the monthly report to the Executive Director of Operations.
- Prepared monthly Maintenance and Toll report for December 2017 staff agenda meeting held at New Hope Lambertville administration meeting.
- Attended monthly Operations meeting for December 2017 held at New Hope Toll Bridge Facility.
- Prepared and forwarded report of Use of Commission Facilities for the month of December, 2017 to the Deputy Executive Director of Operations.

### **Maintenance Operations**

- Director of Maintenance and Deputy Director of Maintenance continued site visits to various facilities to make certain policies
- Maintenance crews were required to report for duty to plow snow and salt roadway at Northern, Central and Southern region.
- Maintenance crews continued snow preparations by making brine solution and preparing vehicles and equipment for winter snow operations.
- I-78 maintenance staff began construction of new office for Toll Lieutenant's office at I-78 Administration building.
- Director of Maintenance continued to troubleshoot and make recommendations for the Trenton Morrisville heating and ventilation system.
- I-78 maintenance crews made minor rewiring and other repairs to boiler system to provide more heat to toll lanes.
- Easton Phillipsburg maintenance crews began renovation of new office for First Senior Director of Operations and Director of Training and Employee Safety.
- Portland-Columbia maintenance crews made repairs to boiler system pre heat coil, cleaned the diffusers and the eye, tested voltage on the transformer, replaced the nozzle, reset the electrodes.
- Director of Maintenance reviewed preventative maintenance contract for Trenton Morrisville Facility and provided recommendations for changes.



## **DELAWARE RIVER JOINT TOLL BRIDGE COMMISSION**

- Director of Maintenance made revisions to job description for Fleet Supervisor position submitted document to be reviewed.

### **Toll Operations**

- Director of Toll and Deputy Director have begun the process of standardizing guidelines for Vacation requests for all three regions.
- Director of Toll continued work on Toll Lieutenant Job description and test questions required to fill this position.
- Toll operations hired two part time toll collectors for Northern Region and will began training process.
- Director of Toll and Deputy Director continued to monitor and address all Transcore issues during the month of December.
- Toll Operations continued work on providing assistance to Trenton Morrisville banking room operations and provided options to continue process without disruption.
- Director of Toll posted new standardized vacation memo and selection list for 2018 year at all three toll regions.
- Director continues to review minimum staffing levels for all shifts at each toll location and will make changes as needed.
- Director provided toll operations contact number to call and follow-up email template to toll operations for all Transcore issues.

**Southern Region****LeVar Talley, Director of Maintenance****Richard Taitt Deputy Director of Maintenance****Larry Dubin, Foreman of Maintenance, Trenton-Morrisville****Daniel Pascuillo, Foreman of Maintenance, New Hope-Lambertville****Trenton-Morrisville Toll Bridge**

| Task                         | JAN   | FEB   | MAR   | APR   | MAY   | JUN   | JUL   | AUG   | SEP   | OCT   | NOV   | DEC   | Total Man-hours |
|------------------------------|-------|-------|-------|-------|-------|-------|-------|-------|-------|-------|-------|-------|-----------------|
| Bridge Maintenance           | 0     | 0     | 16    | 24    | 200   | 96    | 24    | 8     | 0     | 37    | 0     | 16    | 421             |
| Bldg./Facilities Maintenance | 716   | 840   | 1,015 | 792   | 828   | 886   | 787   | 917   | 883   | 947   | 743   | 712   | 10,066          |
| Grounds Maintenance          | 64    | 48    | 32    | 178   | 265   | 297   | 240   | 353   | 260   | 232   | 86    | 24    | 2,079           |
| Road Maintenance             | 76    | 0     | 52    | 88    | 168   | 47    | 16    | 8     | 154   | 62    | 56    | 0     | 727             |
| Snow/Ice Maintenance         | 307   | 188   | 196   | 0     | 0     | 0     | 0     | 0     | 0     | 88    | 98    | 144   | 1,021           |
| Vehicle Maintenance          | 315   | 265   | 253   | 182   | 84    | 172   | 139   | 144   | 111   | 218   | 213   | 230   | 2,326           |
| Miscellaneous                | 8     | 8     | 8     | 16    | 0     | 24    | 16    | 40    | 16    | 32    | 8     | 8     | 184             |
| Total Man-hours              | 1,486 | 1,349 | 1,572 | 1,280 | 1,545 | 1,522 | 1,222 | 1,470 | 1,424 | 1,616 | 1,204 | 1,134 | 16,824          |

**New Hope-Lambertville Toll Bridge**

| Task                         | JAN   | FEB   | MAR   | APR   | MAY   | JUN   | JUL   | AUG   | SEP   | OCT   | NOV   | DEC   | Total Man-hours |
|------------------------------|-------|-------|-------|-------|-------|-------|-------|-------|-------|-------|-------|-------|-----------------|
| Bridge Maintenance           | 116   | 168   | 316   | 168   | 316   | 284   | 120   | 120   | 136   | 80    | 280   | 94    | 2,198           |
| Bldg./Facilities Maintenance | 708   | 708   | 684   | 670   | 742   | 742   | 590   | 808   | 620   | 845   | 614   | 656   | 8,387           |
| Grounds Maintenance          | 64    | 72    | 88    | 276   | 246   | 360   | 430   | 478   | 448   | 368   | 200   | 40    | 3,070           |
| Road Maintenance             | 80    | 32    | 46    | 40    | 306   | 184   | 92    | 106   | 160   | 40    | 232   | 186   | 1,504           |
| Snow/Ice Maintenance         | 166   | 112   | 160   | 0     | 0     | 0     | 0     | 0     | 0     | 52    | 40    | 210   | 740             |
| Vehicle Maintenance          | 56    | 28    | 32    | 56    | 24    | 24    | 72    | 84    | 60    | 99    | 48    | 104   | 687             |
| Miscellaneous                | 104   | 40    | 40    | 40    | 32    | 72    | 48    | 64    | 60    | 56    | 44    | 24    | 624             |
| Total Man-hours              | 1,294 | 1,160 | 1,366 | 1,250 | 1,666 | 1,666 | 1,352 | 1,660 | 1,484 | 1,540 | 1,458 | 1,314 | 17,210          |

**Southern Division Toll Supported Bridges**

| Task                         | JAN   | FEB   | MAR   | APR   | MAY   | JUN   | JUL | AUG   | SEP   | OCT   | NOV   | DEC | Total Man-hours |
|------------------------------|-------|-------|-------|-------|-------|-------|-----|-------|-------|-------|-------|-----|-----------------|
| Bridge Maintenance           | 32    | 88    | 144   | 80    | 232   | 319   | 100 | 64    | 84    | 79    | 175   | 80  | 1,477           |
| Bldg./Facilities Maintenance | 447   | 393   | 489   | 460   | 304   | 305   | 285 | 400   | 375   | 491   | 339   | 329 | 4,617           |
| Grounds Maintenance          | 88    | 232   | 80    | 268   | 328   | 450   | 354 | 399   | 333   | 381   | 176   | 32  | 3,121           |
| Road Maintenance             | 107   | 48    | 164   | 79    | 292   | 154   | 72  | 80    | 265   | 280   | 337   | 172 | 2,050           |
| Snow/Ice Maintenance         | 146   | 113   | 119   | 0     | 0     | 0     | 0   | 0     | 0     | 40    | 16    | 160 | 594             |
| Vehicle Maintenance          | 220   | 166   | 120   | 158   | 112   | 93    | 128 | 132   | 128   | 209   | 126   | 104 | 1,696           |
| Miscellaneous                | 69    | 100   | 155   | 48    | 94    | 94    | 39  | 90    | 110   | 40    | 97    | 70  | 1,006           |
| Total Man-hours              | 1,109 | 1,140 | 1,271 | 1,093 | 1,362 | 1,415 | 978 | 1,165 | 1,295 | 1,520 | 1,266 | 947 | 14,561          |

**Central Region****LeVar Talley, Director of Maintenance****Richard Taitt Deputy Director of Maintenance****Robert Varju, Foreman of Maintenance, I-78****Mark W. Dilts, Foreman of Maintenance, Easton-Phillipsburg****Easton-Phillipsburg Toll Bridge**

| Task                         | JAN   | FEB   | MAR   | APR   | MAY   | JUN   | JUL   | AUG   | SEP   | OCT   | NOV   | DEC   | Total Man-hours |
|------------------------------|-------|-------|-------|-------|-------|-------|-------|-------|-------|-------|-------|-------|-----------------|
| Bridge Maintenance           | 32    | 56    | 72    | 236   | 257   | 491   | 204   | 264   | 76    | 193   | 64    | 8     | 1,953           |
| Bldg./Facilities Maintenance | 857   | 600   | 727   | 460   | 540   | 491   | 432   | 505   | 524   | 570   | 482   | 685   | 6,873           |
| Grounds Maintenance          | 88    | 48    | 120   | 163   | 348   | 262   | 246   | 351   | 370   | 280   | 258   | 202   | 2,736           |
| Road Maintenance             | 95    | 101   | 104   | 184   | 220   | 469   | 272   | 169   | 70    | 193   | 64    | 0     | 1,941           |
| Snow/Ice Maintenance         | 156   | 156   | 282   | 0     | 0     | 0     | 0     | 0     | 0     | 0     | 11    | 88    | 693             |
| Vehicle Maintenance          | 88    | 197   | 304   | 183   | 68    | 96    | 24    | 8     | 40    | 80    | 93    | 138   | 1,319           |
| Miscellaneous                | 49    | 64    | 32    | 72    | 32    | 52    | 38    | 78    | 99    | 148   | 216   | 156   | 1,036           |
| Total Man-hours              | 1,365 | 1,222 | 1,641 | 1,298 | 1,465 | 1,861 | 1,216 | 1,375 | 1,179 | 1,464 | 1,188 | 1,277 | 16,551          |

**I-78 Toll Bridge**

| Task                         | JAN   | FEB   | MAR   | APR   | MAY   | JUN   | JUL   | AUG   | SEP   | OCT   | NOV   | DEC   | Total Man-hours |
|------------------------------|-------|-------|-------|-------|-------|-------|-------|-------|-------|-------|-------|-------|-----------------|
| Bridge Maintenance           | 64    | 56    | 8     | 79    | 180   | 181   | 32    | 56    | 48    | 218   | 0     | 0     | 922             |
| Bldg./Facilities Maintenance | 827   | 854   | 1069  | 846   | 1,103 | 1,033 | 892   | 887   | 917   | 884   | 822   | 936   | 11,070          |
| Grounds Maintenance          | 96    | 410   | 410   | 654   | 735   | 848   | 623   | 863   | 590   | 475   | 391   | 140   | 6,235           |
| Road Maintenance             | 104   | 32    | 0     | 72    | 206   | 54    | 35    | 16    | 124   | 186   | 52    | 0     | 881             |
| Snow/Ice Maintenance         | 702   | 288   | 460   | 0     | 0     | 0     | 0     | 0     | 0     | 0     | 294   | 259   | 2,003           |
| Vehicle Maintenance          | 148   | 164   | 160   | 131   | 104   | 160   | 113   | 166   | 116   | 178   | 148   | 82    | 1,670           |
| Miscellaneous                | 128   | 92    | 49    | 88    | 131   | 93    | 117   | 276   | 179   | 232   | 238   | 274   | 1,897           |
| Total Man-hours              | 2,069 | 1,896 | 2,156 | 1,870 | 2,459 | 2,369 | 1,812 | 2,264 | 1,974 | 2,173 | 1,945 | 1,691 | 24,678          |

**Northern Division Toll Supported Bridges**

| Task                         | JAN   | FEB | MAR   | APR | MAY   | JUN   | JUL | AUG | SEP | OCT   | NOV | DEC | Total Man-hours |
|------------------------------|-------|-----|-------|-----|-------|-------|-----|-----|-----|-------|-----|-----|-----------------|
| Bridge Maintenance           | 56    | 48  | 56    | 160 | 152   | 280   | 144 | 252 | 156 | 300   | 50  | 0   | 1,654           |
| Bldg./Facilities Maintenance | 546   | 389 | 476   | 285 | 336   | 82    | 52  | 68  | 124 | 164   | 259 | 377 | 3,158           |
| Grounds Maintenance          | 88    | 78  | 159   | 168 | 352   | 343   | 224 | 307 | 326 | 347   | 277 | 230 | 2,899           |
| Road Maintenance             | 88    | 64  | 104   | 180 | 176   | 250   | 208 | 136 | 98  | 292   | 159 | 0   | 1,755           |
| Snow/Ice Maintenance         | 89    | 112 | 271   | 0   | 0     | 0     | 0   | 0   | 0   | 0     | 11  | 107 | 590             |
| Vehicle Maintenance          | 139   | 152 | 184   | 144 | 134   | 161   | 144 | 128 | 132 | 150   | 130 | 167 | 1,765           |
| Miscellaneous                | 0     | 0   | 0     | 8   | 16    | 0     | 0   | 0   | 0   | 16    | 0   | 0   | 40              |
| Total Man-hours              | 1,006 | 843 | 1,250 | 945 | 1,166 | 1,116 | 772 | 891 | 836 | 1,269 | 886 | 881 | 11,861          |

**Northern Region****LeVar Talley, Director of Maintenance****Richard Taitt Deputy Director of Maintenance****James Gower, Foreman of Maintenance****Portland-Columbia Toll Bridge**

| Task                         | JAN | FEB | MAR | APR | MAY | JUN | JUL | AUG | SEP | OCT | NOV | DEC | Total Man-hours |
|------------------------------|-----|-----|-----|-----|-----|-----|-----|-----|-----|-----|-----|-----|-----------------|
| Bridge Maintenance           | 16  | 8   | 56  | 64  | 127 | 96  | 0   | 8   | 24  | 0   | 12  | 0   | 411             |
| Bldg./Facilities Maintenance | 428 | 304 | 306 | 267 | 120 | 96  | 156 | 236 | 262 | 229 | 307 | 276 | 2,987           |
| Grounds Maintenance          | 72  | 56  | 67  | 174 | 160 | 174 | 156 | 152 | 172 | 148 | 36  | 28  | 1,395           |
| Road Maintenance             | 0   | 64  | 88  | 112 | 136 | 152 | 48  | 136 | 56  | 72  | 56  | 8   | 928             |
| Snow/Ice Maintenance         | 40  | 117 | 193 | 0   | 0   | 0   | 0   | 0   | 0   | 14  | 52  | 145 | 561             |
| Vehicle Maintenance          | 127 | 64  | 136 | 50  | 68  | 120 | 80  | 44  | 28  | 40  | 32  | 88  | 877             |
| Miscellaneous                | 64  | 32  | 98  | 137 | 20  | 30  | 76  | 28  | 8   | 32  | 29  | 20  | 574             |
| Total Man-hours              | 747 | 645 | 944 | 804 | 631 | 668 | 516 | 604 | 550 | 535 | 524 | 565 | 7,733           |

**Delaware Water Gap Toll Bridge**

| Task                         | JAN   | FEB  | MAR   | APR   | MAY   | JUN   | JUL   | AUG   | SEP   | OCT   | NOV   | DEC   | Total Man-hours |
|------------------------------|-------|------|-------|-------|-------|-------|-------|-------|-------|-------|-------|-------|-----------------|
| Bridge Maintenance           | 0     | 8    | 0     | 0     | 208   | 0     | 32    | 0     | 12    | 32    | 0     | 32    | 324             |
| Bldg./Facilities Maintenance | 1,377 | 1317 | 1,100 | 1,248 | 1,176 | 1,192 | 936   | 1,144 | 1,080 | 1,016 | 896   | 831   | 13,313          |
| Grounds Maintenance          | 56    | 32   | 146   | 0     | 8     | 224   | 184   | 240   | 128   | 88    | 32    | 180   | 1,318           |
| Road Maintenance             | 32    | 32   | 32    | 24    | 104   | 96    | 152   | 32    | 92    | 168   | 60    | 30    | 854             |
| Snow/Ice Maintenance         | 191   | 208  | 284   | 0     | 0     | 0     | 0     | 0     | 0     | 0     | 21    | 363   | 1,067           |
| Vehicle Maintenance          | 176   | 160  | 248   | 168   | 160   | 192   | 144   | 172   | 136   | 136   | 104   | 142   | 1,938           |
| Miscellaneous                | 80    | 88   | 56    | 16    | 48    | 8     | 64    | 32    | 8     | 56    | 24    | 18    | 498             |
| Total Man-hours              | 1,912 | 1845 | 1,866 | 1,456 | 1,704 | 1,712 | 1,512 | 1,620 | 1,456 | 1,496 | 1,137 | 1,596 | 19,312          |

**Milford-Montague Toll Bridge**

| Task                         | JAN | FEB | MAR | APR | MAY | JUN | JUL | AUG | SEP | OCT | NOV | DEC | Total Man-hours |
|------------------------------|-----|-----|-----|-----|-----|-----|-----|-----|-----|-----|-----|-----|-----------------|
| Bridge Maintenance           | 0   | 0   | 0   | 32  | 166 | 0   | 16  | 0   | 48  | 32  | 0   | 0   | 294             |
| Bldg./Facilities Maintenance | 560 | 432 | 350 | 316 | 430 | 376 | 366 | 262 | 216 | 248 | 290 | 251 | 4,097           |
| Grounds Maintenance          | 0   | 12  | 20  | 156 | 83  | 262 | 208 | 338 | 236 | 328 | 90  | 18  | 1,751           |
| Road Maintenance             | 0   | 12  | 48  | 104 | 31  | 40  | 40  | 88  | 125 | 56  | 0   | 40  | 584             |
| Snow/Ice Maintenance         | 100 | 116 | 171 | 0   | 0   | 0   | 0   | 0   | 0   | 20  | 19  | 110 | 536             |
| Vehicle Maintenance          | 44  | 80  | 118 | 38  | 54  | 66  | 46  | 64  | 72  | 60  | 148 | 175 | 965             |
| Miscellaneous                | 52  | 24  | 144 | 121 | 8   | 32  | 24  | 24  | 23  | 40  | 28  | 0   | 520             |
| Total Man-hours              | 756 | 676 | 851 | 767 | 772 | 776 | 700 | 776 | 720 | 784 | 575 | 594 | 8,747           |



**Monthly Motor Assistance Program Report  
December 2017**

|         |                    |                   | AAA<br>Called | Tire<br>Ass't | Cleared<br>Vehicle | Unleaded<br>Gas | Diesel<br>Fuel | Jump<br>Start | Radiator<br>Fill | Washer<br>Fill | Cell<br>Phone | Traffic<br>Control | Transport<br>Motorist | Other |
|---------|--------------------|-------------------|---------------|---------------|--------------------|-----------------|----------------|---------------|------------------|----------------|---------------|--------------------|-----------------------|-------|
| 12/2017 | 1                  | TM                | 2             | 1             | 5                  | 1               |                |               | 1                |                |               | 1                  |                       | 2     |
|         |                    | <b>Dist Total</b> | 2             | 1             | 5                  | 1               |                |               | 1                |                |               | 1                  |                       | 2     |
|         | 2                  | EP                |               |               | 2                  | 3               |                |               |                  |                |               | 2                  |                       | 1     |
|         |                    | I78               | 1             | 1             | 1                  |                 |                |               |                  |                |               | 8                  |                       | 2     |
|         |                    | <b>Dist Total</b> | 1             | 1             | 3                  | 3               |                |               |                  |                |               | 10                 |                       | 3     |
|         | 3                  | DWG               |               | 1             |                    |                 |                |               |                  |                |               |                    |                       | 1     |
|         |                    | <b>Dist Total</b> |               | 1             |                    |                 |                |               |                  |                |               |                    |                       | 1     |
|         | <b>Grand Total</b> |                   | 3             | 3             | 8                  | 4               |                |               | 1                |                |               | 11                 |                       | 6     |

**DELAWARE RIVER JOINT TOLL BRIDGE COMMISSION**

**Meeting of January 29, 2018**

**USE OF FACILITIES REQUEST REPORT**

**MONTH OF DECEMBER 2017**

| <b>SUBJECT</b>    | <b>DESCRIPTION</b>                               | <b>PAGE<br/>NUMBER</b> |
|-------------------|--|------------------------|
| Use of Facilities | Use of Facilities Request-Month of December 2017 | 1                      |

**DELAWARE RIVER JOINT TOLL BRIDGE COMMISSION**

**Meeting of January 29, 2018**

**PROPERTY REPORT**

**Use of Commission Facilities**

| <b>Facility</b>               | <b>Organization</b>       | <b>Date/Time</b>                         | <b>Description of Use</b>                      |
|-------------------------------|---------------------------|--|--|
| New Hope Toll Bridge Facility | Skoda Contracting Company | September 8, 2017 through March 18, 2018 | DI-Skoda Contracting (Commission Property Use) |



# **DELAWARE RIVER JOINT TOLL BRIDGE COMMISSION**

**Meeting of January 29, 2018**

## **Operations Report Index**

### **PUBLIC SAFETY AND BRIDGE SECURITY**

| <b>Subject</b>                    | <b>Description</b>                           | <b>Page Numbers</b> |
|-----------------------------------|--|---------------------|
| Public Safety and Bridge Security | Status Report for the Month of December 2017 | 1 - 19              |

# **DELAWARE RIVER JOINT TOLL BRIDGE COMMISSION**

**Meeting of January 29, 2018**

## **PUBLIC SAFETY AND BRIDGE SECURITY MONTH OF DECEMBER 2017**

The below-listed items represent meetings, communications, tasks, and projects involving the Public Safety and Bridge Security Department:

### **Radio System**

- During the month of December 2017, Public Safety and Bridge Security (PSBS) personnel continued working to complete the radio upgrade. Monetary and space negotiations continue with Crown Castle, USA, owners of the Solebury, PA tower.
- PSBS personnel are awaiting a proposed agreement from DRJTBC attorneys regarding the leasing of the Gravel Hill IR site.
- PSBS personnel alone, and in conjunction with the New Jersey State Police investigated various other DRJTBC radio issues both during and after normal working hours.
- PSBS personnel continue to work with the Districts and IT to update the Cartegraph radio inventory database.

### **Access Control System**

- During the month of December 2017, PSBS continued to work with Engineering to utilize the employee ID badge in conjunction with the new "Gas Boy" fuel distribution system.
- During the month of December 2017, PSBS personnel worked with General Supply (Commission's locksmith) to address various lock issues and complete the yearly door lock maintenance.
- In November 2017, PSBS personnel created ID badges and toll cards for new employees and consultants.
- During the month of December 2017, the ACS database was audited and the system was purged of invalid employees and contractor cards. Various other employee ACS rights were updated and/or changed at the request of supervisors.
- Various door alarms and ACS issues were addressed both during and after normal working hours.

# **DELAWARE RIVER JOINT TOLL BRIDGE COMMISSION**

**Meeting of January 29, 2018**

## **PUBLIC SAFETY AND BRIDGE SECURITY MONTH OF DECEMBER 2017**

### **PSBS**

- During the month of December 2017, PSBS personnel continued to work with Schneider Electric on various new Capital Projects, pending projects and current construction projects.
- During the month of December 2017, PSBS personnel continued working with Engineering on the new Scudder Falls facility and the renovations to the I-78 administration building.
- During the month of December 2017, the ESS Primary Control Center continued monitoring and evaluating Telegra analytics.
- During the month of December 2017, PSBS and Purchasing continue to work with Comcast to activate the bandwidth network that will run the cameras at the Scudder Falls Park and Ride.
- PSBS personnel reviewed and purged the ESS video storage database that contains copies of videos requested by DRJTBC personnel and outside agencies.
- PSBS personnel worked during, and after normal working hours on numerous issues and problems raised by Commission members.
- The PSBS Primary Control Center (PCC) continues to operate 24/7 and detected, documented, and assisted the District bridges with various emergencies, traffic, and security related incidents. To date the PCC initiated and recorded 6 Snow Operations Reports and events for the 2017/2018 winter season.
- During the month of December 2017, PSBS personnel worked with several police departments and DRJTBC personnel on various inquiries and investigations. As a result, PSBS personnel investigated and processed eighteen video requests. Please see the attached "ESS Request Video Report" for a summary of information on each request.

### **Miscellaneous**

- On December 7, 2017, PSBS personnel attended the DRJTBC Staff and Operations Meeting at the New Hope Executive Headquarters.

# **DELAWARE RIVER JOINT TOLL BRIDGE COMMISSION**

**Meeting of January 29, 2018**

## **PUBLIC SAFETY AND BRIDGE SECURITY MONTH OF DECEMBER 2017**

- On December 12, 2017, PSBS personnel attended a meeting with Mr. Hill regarding the progress and status of the reorganization.
- On December 22, 2017, PSBS personnel assisted with the Snow Operations Training for Toll and Maintenance personnel.
- During the month of December 2017, PSBS personnel continued working with Purchasing to finalize the emergency lighting and equipment specifications for the Commission's new response vehicle(s).
- During the month of December 2017, PSBS personnel continued working with Purchasing regarding the acquisition of Bridge Monitor uniforms and badges.
- During the month of December 2017, PSBS personnel continued to work with Delmar Lock Company to design an acceptable cash fund locker.
- During the month of December 2017, PSBS personnel attended several meetings concerning the new reorganization of the department. Several meetings were informational sessions with all the current Bridge Monitors.
- PSBS personnel have initiated a study concerning the placement of toll supported bridge weight limit signs in an attempt to further limit the number of oversize vehicles that approach the Commission's weight restricted bridges.

# ESS Request Video

Report Run Date: 1/2/2018

Report Month: 12/1/2017- 12/31/2017

| ID   | Request Date | Request_Agency                      | Requestor                 | Location           | Incident Type          | DRJTBC Requestor |
|------|--------------|-------------------------------------|---------------------------|--------------------|------------------------|------------------|
| 1450 | 12/1/17      | Hunterdon County Prosecutors Office | Donna M. Snyder, DSG      | NHL-TS             | Police Investigation   | Kevin Clark      |
| 1451 | 12/3/17      | DRJTBC                              | D Stites - PCC            | I78                | Motor Vehicle Accident | Denis Stites     |
| 1452 | 12/10/17     | DRJTBC                              | Matt Skrebel              | Calhoun St.        | Hit & Run MVA          | Matt Skrebel     |
| 1453 | 12/11/17     | Morrisville PD                      | Ofc. J Aspromonti         | Lower Trenton      | Stolen Vehicle         | Kevin Clark      |
| 1454 | 12/12/17     | DRJTBC                              | Cpl Kopach                | EP                 | Motor Vehicle Accident | Kevin Clark      |
| 1456 | 12/12/17     | Morrisville Police                  | Ofc. J. Aspromonti        | Lower Trenton      | Police Investigation   | Kevin Raike      |
| 1457 | 12/14/17     | DRJTBC                              | Matt Skrebel              | Northampton        | Pedestrian Accident    | Matt Skrebel     |
| 1458 | 12/15/17     | Trenton PD                          | Det Craig Kirk            | TM                 | Pedestrian Accident    | Kevin Clark      |
| 1459 | 12/17/17     | DRJTBC                              | ESS K. Raike              | Riverton-Belvidere | Hit & Run MVA          | Kevin Raike      |
| 1460 | 12/14/17     | Newtown PD                          | Detective Dan Bartle      | Scudder Falls      | Police Investigation   | Ken Terry        |
| 1461 | 12/21/17     | DRJTBC                              | Nicholas Knechel          | EP                 | Motor Vehicle Accident | Nicholas Knechel |
| 1462 | 12/23/17     | NJSP Hope Barracks                  | Sgt. on duty              | PC                 | Other                  | Matt Jones       |
| 1463 | 12/26/17     | DRJTBC                              | Nicholas Knechel          | I78                | Motor Vehicle Accident | Nicholas Knechel |
| 1464 | 12/27/17     | DRJTBC/PCC                          | Ken Terry                 | EP                 | Motor Vehicle Accident | Ken Terry        |
| 1465 | 12/27/17     | Warren County Prosecutor's Office   | Detective Brian E. Graupe | DWG                | Other                  | Denis Stites     |
| 1466 | 12/30/17     | DRJTBC                              | Sgt. Susan Lobb           | DWG                | Motor Vehicle Accident | Nicholas Knechel |
| 1467 | 12/30/17     | DRJTBC                              | Sgt. James Matlock        | EP                 | Motor Vehicle Accident | Nicholas Knechel |
| 1468 | 12/31/17     | Trenton Police Dept                 | Det Eric Abalos           | Calhoun St.        | Other                  | Denis Stites     |

**Total for Month: 18**

## SP Stat Report-November 2017

| Bridges                       | N/R<br>Accidents |    | Traffic<br>Accidents |    | Motorist<br>Assists |    | Other |    |
|-------------------------------|------------------|----|----------------------|----|---------------------|----|-------|----|
|                               | NJ               | PA | NJ                   | PA | NJ                  | PA | NJ    | PA |
| Milford-Montague 40           | -                | 0  | 0                    | 0  | 0                   | 0  | 0     | 1  |
| Delaware Water Gap 41         | -                | 3  | 1                    | 1  | 0                   | 0  | 61    | 5  |
| Portland Pedestrian 42        | -                | 0  | -                    | 0  | -                   | 0  | 0     | 0  |
| Portland – Columbia 43        | -                | 1  | 1                    | 0  | 0                   | 0  | 0     | 0  |
| Riverton – Belvidere 44       | -                | 0  | 0                    | 0  | 0                   | 0  | 10    | 1  |
| Rt 22 EP 45                   | -                | 0  | 1                    | 0  | 0                   | 0  | 51    | 0  |
| Northampton St 46             | -                | 0  | 0                    | 0  | 0                   | 0  | 0     | 0  |
| I-78 47                       | -                | 4  | 8                    | 0  | 0                   | 0  | 129   | 14 |
| Riegelsville 48               | -                | 1  | 0                    | 0  | 0                   | 0  | 1     | 1  |
| Upper Black Eddy Milford 49   | -                | 0  | 1                    | 0  | 0                   | 0  | 0     | 0  |
| Uhlerstown Frenchtown 50      | -                | 0  | 2                    | 0  | 0                   | 0  | 2     | 0  |
| Lumberville Raven Rock 51     | -                | 0  | -                    | 0  | -                   | 0  | 0     | 0  |
| Centre Bridge Stockton 52     | -                | 0  | 0                    | 0  | 0                   | 0  | 0     | 0  |
| New Hope Lambertville Toll 53 | -                | 0  | 0                    | 0  | 0                   | 0  | 51    | 0  |
| New Hope Lambertville 54      | -                | 0  | 0                    | 0  | 0                   | 0  | 10    | 1  |
| Washington Crossing 55        | -                | 0  | 0                    | 0  | 0                   | 0  | 2     | 1  |
| Scudder Falls 56              | -                | 0  | 3                    | 0  | 9                   | 0  | 7     | 0  |
| Calhoun St 57                 | -                | 0  | 1                    | 1  | 0                   | 0  | 1     | 2  |
| Lower Trenton 58              | -                | 0  | 0                    | 0  | 0                   | 0  | 0     | 1  |
| Morrisville Trenton 59        | -                | 0  | 2                    | 0  | 0                   | 0  | 0     | 1  |

|                           | Citations | Warnings | Security Checks |
|---------------------------|-----------|----------|-----------------|
| New Jersey State Police   | 152       | 67       | 366             |
| Pennsylvania State Police | 106       | 5        | 746             |
|                           |           |          |                 |

2018

December 2017 Overweight Crossings ( Northern Division)

| Location               | Manned | Unmanned |
|------------------------|--------|----------|
| Riverton-Belvidere     | 6      | 1        |
| Northampton ST.        | 4      | 0        |
| Riegelsville           | 1      | 2        |
| Uhlertown - Frenchtown | 0      | 0        |
| Total                  | 11     | 3        |



2017

## December Overweight Crossings ( Southern Division)

| Location            | Overweights | Unmanned |
|---------------------|-------------|----------|
| Lower Trenton       | 2           | 2        |
| Calhoun Street      | 1           | 1        |
| Washington Crossing | 2           | 2        |
| New Hope            | 6           | 0        |
| Lambertville        | 0           | 0        |
| Centre Bridge       | 0           | 0        |
| Stockton            | 11          | 5        |
| Total               |             |          |

DELAWARE RIVER JOINT TOLL BRIDGE COMMISSION

MONTHLY ACTIVITY SERVICES RENDERED REPORT

BRIDGE Northampton Street

MONTH December

YEAR 2017

| ACTIVITY/SERVICE                              | WEEK OF 2-Dec | WEEK OF 9-Dec | WEEK OF 16-Dec | WEEK OF 30-Dec | TOTAL |
|---|---------------|---------------|----------------|----------------|-------|
| Disabled Vehicle Removal                      | 0             | 0             | 0              | 0              | 0     |
| Shift/Hours On Duty                           | 336           | 336           | 336            | 762            | 1770  |
| Patrols/Crossovers                            | 168           | 168           | 168            | 336            | 840   |
| Complaints Received                           | 0             | 0             | 0              | 0              | 0     |
| Co-Operation W/Other Agencies                 | 37            | 38            | 47             | 59             | 181   |
| Services Rendered                             | 166           | 127           | 167            | 357            | 817   |
| First Aid                                     | 0             | 0             | 0              | 2              | 2     |
| Advisories: Pedestrians, Bikers & Automobiles | 109           | 72            | 59             | 152            | 392   |
| Traffic Control Assistance                    | 53            | 19            | 43             | 70             | 185   |
| River Readings                                | 0             | 0             | 0              | 0              | 0     |
| Vehicles Refused Passage                      | 86            | 56            | 101            | 156            | 399   |
| Medical Emergencies (911 Calls)               | 0             | 0             | 1              | 1              | 2     |
| Calls For Assistance (State Police)           | 0             | 0             | 1              | 1              | 2     |

NOTES:

DELAWARE RIVER JOINT TOLL BRIDGE COMMISSION

MONTHLY ACTIVITY SERVICES RENDERED REPORT

BRIDGE Riegelsville

MONTH December

YEAR 2017

| ACTIVITY/SERVICE                              | WEEK OF 2-Dec | WEEK OF 9-Dec | WEEK OF 16-Dec | WEEK OF 30-Dec | TOTAL |
|---|---------------|---------------|----------------|----------------|-------|
| Disabled Vehicle Removal                      | 0             | 0             | 0              | 0              | 0     |
| Shift/Hours On Duty                           | 208           | 256           | 328            | 464            | 1256  |
| Patrols/Crossovers                            | 108           | 134           | 170            | 218            | 630   |
| Complaints Received                           | 0             | 0             | 0              | 0              | 0     |
| Co-Operation W/Other Agencies                 | 62            | 79            | 68             | 51             | 260   |
| Services Rendered                             | 50            | 58            | 74             | 66             | 248   |
| First Aid                                     | 0             | 0             | 0              | 0              | 0     |
| Advisories: Pedestrians, Bikers & Automobiles | 3             | 19            | 25             | 52             | 99    |
| Traffic Control Assistance                    | 6             | 32            | 49             | 34             | 121   |
| River Readings                                | 0             | 0             | 0              | 0              | 0     |
| Vehicles Refused Passage                      | 20            | 23            | 24             | 26             | 93    |
| Medical Emergencies (911 Calls)               | 0             | 0             | 0              | 0              | 0     |
| Calls For Assistance (State Police)           | 2             | 2             | 1              | 2              | 7     |

**NOTES:**

DELAWARE RIVER JOINT TOLL BRIDGE COMMISSION

MONTHLY ACTIVITY SERVICES RENDERED REPORT

BRIDGE Milford-Upper Black Eddy

MONTH December

YEAR 2017

| ACTIVITY/SERVICE                              | WEEK OF 2-Dec | WEEK OF 9-Dec | WEEK OF 16-Dec | WEEK OF 30-Dec | TOTAL |
|---|---------------|---------------|----------------|----------------|-------|
| Disabled Vehicle Removal                      |               |               |                | 0              | 0     |
| Shift/Hours On Duty                           |               |               |                | 12             | 12    |
| Patrols/Crossovers                            |               |               |                | 6              | 6     |
| Complaints Received                           |               |               |                | 0              | 0     |
| Co-Operation W/Other Agencies                 |               |               |                | 2              | 2     |
| Services Rendered                             |               |               |                | 0              | 0     |
| First Aid                                     |               |               |                | 0              | 0     |
| Advisories: Pedestrians, Bikers & Automobiles |               |               |                | 4              | 4     |
| Traffic Control Assistance                    |               |               |                | 0              | 0     |
| River Readings                                |               |               |                | 0              | 0     |
| Vehicles Refused Passage                      |               |               |                | 0              | 0     |
| Medical Emergencies (911 Calls)               |               |               |                | 0              | 0     |
| Calls For Assistance (State Police)           |               |               |                | 0              | 0     |

NOTES:

DELAWARE RIVER JOINT TOLL BRIDGE COMMISSION

MONTHLY ACTIVITY SERVICES RENDERED REPORT

BRIDGE Frenchtown-Uhlerstown

MONTH December

YEAR 2017

| ACTIVITY/SERVICE                              | WEEK OF 2-Dec | WEEK OF 9-Dec | WEEK OF 16-Dec | WEEK OF 30-Dec | TOTAL |
|---|---------------|---------------|----------------|----------------|-------|
| Disabled Vehicle Removal                      |               | 0             | 0              | 0              | 0     |
| Shift/Hours On Duty                           |               | 32            | 64             | 8              | 104   |
| Patrols/Crossovers                            |               | 16            | 32             | 4              | 52    |
| Complaints Received                           |               | 0             | 0              | 0              | 0     |
| Co-Operation W/Other Agencies                 |               | 3             | 4              | 0              | 7     |
| Services Rendered                             |               | 9             | 8              | 0              | 17    |
| First Aid                                     |               | 0             | 0              | 0              | 0     |
| Advisories: Pedestrians, Bikers & Automobiles |               | 6             | 29             | 4              | 39    |
| Traffic Control Assistance                    |               | 8             | 13             | 2              | 23    |
| River Readings                                |               | 0             | 0              | 0              | 0     |
| Vehicles Refused Passage                      |               | 6             | 11             | 0              | 17    |
| Medical Emergencies (911 Calls)               |               | 0             | 0              | 0              | 0     |
| Calls For Assistance (State Police)           |               | 0             | 0              | 0              | 0     |

NOTES:

## DELAWARE RIVER JOINT TOLL BRIDGE COMMISSION

MONTHLY ACTIVITY SERVICES RENDERED REPORTBRIDGE Belvidere-RivertonMONTH DecemberYEAR 2017

| ACTIVITY/SERVICE                              | WEEK OF 2-Dec | WEEK OF 9-Dec | WEEK OF 16-Dec | WEEK OF 30-Dec | TOTAL |
|---|---------------|---------------|----------------|----------------|-------|
| Disabled Vehicle Removal                      | 0             | 0             | 0              | 0              | 0     |
| Shift/Hours On Duty                           | 168           | 168           | 168            | 276            | 780   |
| Patrols/Crossovers                            | 84            | 84            | 84             | 138            | 390   |
| Complaints Received                           | 0             | 0             | 0              | 0              | 0     |
| Co-Operation W/Other Agencies                 | 15            | 7             | 7              | 11             | 40    |
| Services Rendered                             | 10            | 3             | 13             | 20             | 46    |
| First Aid                                     | 0             | 0             | 0              | 0              | 0     |
| Advisories: Pedestrians, Bikers & Automobiles | 11            | 16            | 17             | 39             | 83    |
| Traffic Control Assistance                    | 13            | 6             | 15             | 13             | 47    |
| River Readings                                | 0             | 0             | 0              | 0              | 0     |
| Vehicles Refused Passage                      | 25            | 10            | 13             | 14             | 62    |
| Medical Emergencies (911 Calls)               | 0             | 0             | 0              | 0              | 0     |
| Calls For Assistance (State Police)           | 1             | 1             | 0              | 0              | 2     |

**NOTES:**

DELAWARE RIVER JOINT TOLL BRIDGE COMMISSION

MONTHLY ACTIVITY SERVICES RENDERED REPORT

BRIDGE Portland-Columbia (Ped)

MONTH December

YEAR 2017

| ACTIVITY/SERVICE                              | WEEK OF 2-Dec | WEEK OF 9-Dec | WEEK OF 16-Dec | WEEK OF 30-Dec | TOTAL |
|---|---------------|---------------|----------------|----------------|-------|
| Disabled Vehicle Removal                      |               |               |                |                | 0     |
| Shift/Hours On Duty                           |               |               |                |                | 0     |
| Patrols/Crossovers                            |               |               |                |                | 0     |
| Complaints Received                           |               |               |                |                | 0     |
| Co-Operation W/Other Agencies                 |               |               |                |                | 0     |
| Services Rendered                             |               |               |                |                | 0     |
| First Aid                                     |               |               |                |                | 0     |
| Advisories: Pedestrians, Bikers & Automobiles |               |               |                |                | 0     |
| Traffic Control Assistance                    |               |               |                |                | 0     |
| River Readings                                |               |               |                |                | 0     |
| Vehicles Refused Passage                      |               |               |                |                | 0     |
| Medical Emergencies (911 Calls)               |               |               |                |                | 0     |
| Calls For Assistance (State Police)           |               |               |                |                | 0     |

**NOTES:**



DELAWARE RIVER JOINT TOLL BRIDGE COMMISSION

MONTHLY ACTIVITY SERVICES RENDERED REPORT

BRIDGE Center Bridge-Stockton

MONTH December

YEAR 2017

| ACTIVITY/SERVICE                              | WEEK OF 9-Dec | WEEK OF 16-Dec | WEEK OF 23-Dec | WEEK OF 31-Dec | TOTAL |
|---|---------------|----------------|----------------|----------------|-------|
| Disabled Vehicle Removal                      | 0             | 0              | 0              | 0              | 0     |
| Shift/Hours On Duty                           | 16            | 0              | 8              | 0              | 24    |
| Patrols/Crossovers                            | 8             | 0              | 4              | 0              | 12    |
| Other Inspections                             | 0             | 0              | 0              | 0              | 0     |
| Complaints Received                           | 0             | 0              | 0              | 0              | 0     |
| Co-Operation W/Other Agencies                 | 1             | 0              | 0              | 0              | 1     |
| Services Rendered                             | 0             | 0              | 0              | 0              | 0     |
| First Aid                                     | 0             | 0              | 0              | 0              | 0     |
| Advisories: Pedestrians, Bikers & Automobiles | 0             | 0              | 0              | 0              | 0     |
| Traffic Control Assistance                    | 0             | 0              | 0              | 0              | 0     |
| River Readings                                | 0             | 0              | 0              | 0              | 0     |
| Vehicles Refused Passage                      | 0             | 0              | 0              | 0              | 0     |
| Medical Emergencies (911 Calls)               | 0             | 0              | 0              | 0              | 0     |
| Calls For Assistance (State Police)           | 0             | 0              | 0              | 0              | 0     |
| Other Incidents                               | 0             | 0              | 0              | 0              | 0     |

NOTES:

DELAWARE RIVER JOINT TOLL BRIDGE COMMISSION

MONTHLY ACTIVITY SERVICES RENDERED REPORT

BRIDGE New Hope-Lambertville

MONTH December

YEAR 2017

| ACTIVITY/SERVICE                              | WEEK OF 9-Dec | WEEK OF 16-Dec | WEEK OF 23-Dec | WEEK OF 31-Dec | TOTAL |
|---|---------------|----------------|----------------|----------------|-------|
| Disabled Vehicle Removal                      | 0             | 0              | 0              | 0              | 0     |
| Shift/Hours On Duty                           | 432           | 336            | 336            | 384            | 1488  |
| Patrols/Crossovers                            | 169           | 126            | 128            | 48             | 471   |
| Other Inspections                             | 0             | 0              | 0              | 0              | 0     |
| Complaints Received                           | 1             | 0              | 0              | 0              | 1     |
| Co-Operation W/Other Agencies                 | 2             | 0              | 1              | 0              | 3     |
| Services Rendered                             | 34            | 21             | 33             | 18             | 106   |
| First Aid                                     | 0             | 0              | 0              | 0              | 0     |
| Advisories: Pedestrians, Bikers & Automobiles | 67            | 35             | 33             | 24             | 159   |
| Traffic Control Assistance                    | 4             | 0              | 2              | 0              | 6     |
| River Readings                                | 0             | 0              | 0              | 0              | 0     |
| Vehicles Refused Passage                      | 29            | 18             | 17             | 15             | 79    |
| Medical Emergencies (911 Calls)               | 0             | 0              | 0              | 0              | 0     |
| Calls For Assistance (State Police)           | 1             | 2              | 2              | 0              | 5     |
| Other Incidents                               | 0             | 0              | 0              | 0              | 0     |

NOTES:

DELAWARE RIVER JOINT TOLL BRIDGE COMMISSION

MONTHLY ACTIVITY SERVICES RENDERED REPORT

BRIDGE Washington Crossing

MONTH December

YEAR 2017

| ACTIVITY/SERVICE                              | WEEK OF 9-Dec | WEEK OF 16-Dec | WEEK OF 23-Dec | WEEK OF 31-Dec | TOTAL |
|---|---------------|----------------|----------------|----------------|-------|
| Disabled Vehicle Removal                      | 0             | 0              | 0              | 0              | 0     |
| Shift/Hours On Duty                           | 216           | 168            | 168            | 192            | 744   |
| Patrols/Crossovers                            | 108           | 84             | 84             | 48             | 324   |
| Other Inspections                             | 0             | 0              | 0              | 0              | 0     |
| Complaints Received                           | 0             | 0              | 0              | 0              | 0     |
| Co-Operation W/Other Agencies                 | 0             | 0              | 0              | 2              | 2     |
| Services Rendered                             | 16            | 8              | 5              | 10             | 39    |
| First Aid                                     | 0             | 0              | 0              | 0              | 0     |
| Advisories: Pedestrians, Bikers & Automobiles | 7             | 3              | 6              | 2              | 18    |
| Traffic Control Assistance                    | 0             | 1              | 1              | 2              | 4     |
| River Readings                                | 0             | 0              | 0              | 0              | 0     |
| Vehicles Refused Passage                      | 2             | 1              | 1              | 0              | 4     |
| Medical Emergencies (911 Calls)               | 0             | 0              | 0              | 0              | 0     |
| Calls For Assistance (State Police)           | 0             | 0              | 0              | 0              | 0     |
| Other Incidents                               | 0             | 0              | 0              | 0              | 0     |

**NOTES:**

DELAWARE RIVER JOINT TOLL BRIDGE COMMISSION

MONTHLY ACTIVITY SERVICES RENDERED REPORT

BRIDGE Calhoun Street

MONTH December

YEAR 2017

| ACTIVITY/SERVICE                              | WEEK OF 9-Dec | WEEK OF 16-Dec | WEEK OF 23-Dec | WEEK OF 31-Dec | TOTAL |
|---|---------------|----------------|----------------|----------------|-------|
| Disabled Vehicle Removal                      | 0             | 0              | 0              | 0              | 0     |
| Shift/Hours On Duty                           | 368           | 272            | 256            | 312            | 1208  |
| Patrols/Crossovers                            | 139           | 97             | 82             | 48             | 366   |
| Other Inspections                             | 0             | 0              | 0              | 0              | 0     |
| Complaints Received                           | 2             | 0              | 0              | 0              | 2     |
| Co-Operation W/Other Agencies                 | 0             | 0              | 0              | 0              | 0     |
| Services Rendered                             | 8             | 3              | 7              | 2              | 20    |
| First Aid                                     | 0             | 0              | 0              | 0              | 0     |
| Advisories: Pedestrians, Bikers & Automobiles | 35            | 18             | 12             | 9              | 74    |
| Traffic Control Assistance                    | 0             | 1              | 0              | 0              | 1     |
| River Readings                                | 0             | 0              | 0              | 0              | 0     |
| Vehicles Refused Passage                      | 15            | 7              | 5              | 8              | 35    |
| Medical Emergencies (911 Calls)               | 0             | 0              | 0              | 0              | 0     |
| Calls For Assistance (State Police)           | 0             | 0              | 0              | 0              | 0     |
| Other Incidents                               | 0             | 0              | 0              | 0              | 0     |

**NOTES:**

DELAWARE RIVER JOINT TOLL BRIDGE COMMISSION

MONTHLY ACTIVITY SERVICES RENDERED REPORT

BRIDGE Lower Trenton

MONTH December

YEAR 2017

| ACTIVITY/SERVICE                              | WEEK OF 9-Dec | WEEK OF 16-Dec | WEEK OF 23-Dec | WEEK OF 31-Dec | TOTAL |
|---|---------------|----------------|----------------|----------------|-------|
| Disabled Vehicle Removal                      | 0             | 0              | 0              | 0              | 0     |
| Shift/Hours On Duty                           | 0             | 0              | 0              | 0              | 0     |
| Patrols/Crossovers                            | 0             | 0              | 0              | 0              | 0     |
| Other Inspections                             | 0             | 0              | 0              | 0              | 0     |
| Complaints Received                           | 0             | 0              | 0              | 0              | 0     |
| Co-Operation W/Other Agencies                 | 0             | 0              | 0              | 0              | 0     |
| Services Rendered                             | 0             | 0              | 0              | 0              | 0     |
| First Aid                                     | 0             | 0              | 0              | 0              | 0     |
| Advisories: Pedestrians, Bikers & Automobiles | 0             | 0              | 0              | 0              | 0     |
| Traffic Control Assistance                    | 0             | 0              | 0              | 0              | 0     |
| River Readings                                | 0             | 0              | 0              | 0              | 0     |
| Vehicles Refused Passage                      | 0             | 0              | 0              | 0              | 0     |
| Medical Emergencies (911 Calls)               | 0             | 0              | 0              | 0              | 0     |
| Calls For Assistance (State Police)           | 0             | 0              | 0              | 0              | 0     |
| Other Incidents                               | 0             | 0              | 0              | 0              | 0     |

**NOTES:**

DELAWARE RIVER JOINT TOLL BRIDGE COMMISSION

MONTHLY ACTIVITY SERVICES RENDERED REPORT

BRIDGE Lumberville-Raven Rock (Ped)

MONTH December

YEAR 2017

| ACTIVITY/SERVICE                              | WEEK OF 9-Dec | WEEK OF 16-Dec | WEEK OF 23-Dec | WEEK OF 31-Dec | TOTAL |
|---|---------------|----------------|----------------|----------------|-------|
| Disabled Vehicle Removal                      | 0             | 0              | 0              | 0              | 0     |
| Shift/Hours On Duty                           | 0             | 0              | 0              | 0              | 0     |
| Patrols/Crossovers                            | 0             | 0              | 0              | 0              | 0     |
| Other Inspections                             | 0             | 0              | 0              | 0              | 0     |
| Complaints Received                           | 0             | 0              | 0              | 0              | 0     |
| Co-Operation W/Other Agencies                 | 0             | 0              | 0              | 0              | 0     |
| Services Rendered                             | 0             | 0              | 0              | 0              | 0     |
| First Aid                                     | 0             | 0              | 0              | 0              | 0     |
| Advisories: Pedestrians, Bikers & Automobiles | 0             | 0              | 0              | 0              | 0     |
| Traffic Control Assistance                    | 0             | 0              | 0              | 0              | 0     |
| River Readings                                | 0             | 0              | 0              | 0              | 0     |
| Vehicles Refused Passage                      | 0             | 0              | 0              | 0              | 0     |
| Medical Emergencies (911 Calls)               | 0             | 0              | 0              | 0              | 0     |
| Calls For Assistance (State Police)           | 0             | 0              | 0              | 0              | 0     |
| Other Incidents                               | 0             | 0              | 0              | 0              | 0     |

**NOTES:**

**DELAWARE RIVER JOINT TOLL BRIDGE COMMISSION**

**Meeting of January 29, 2018**

**Operation Report Index  
For  
Training & Employee Safety**

| SUBJECT                                  | DESCRIPTION                         | PAGE<br>NUMBER |
|--|-------------------------------------|----------------|
| Training & Employee<br>Safety Department | Month of December<br>Status Reports | 1-2            |



**DELAWARE RIVER JOINT TOLL BRIDGE COMMISSION**  
**Meeting of January 29, 2018**

**Training & Employees Safety – December Activity Report**

Members of the Training and Employee Safety Department participated in and/or facilitated the following for the month of December.

- 12- 05        Attended staff/operations meeting @ NH.
- 12- 08        Storm Water Management annual training completed by maintenance personnel at NHL. (Toolbox Talk)
- 12- 13        Kronos training provided to north region bridge monitor time keepers at the DWG.
- 12- 13        Storm Water Management annual training completed by maintenance personnel at TM. (Toolbox Talk)
- 12- 14        Meeting with DED Hill to discuss re-org progress.
- 12- 18        Coordinated State Police presence at NHL for the monthly Commission Mtg.
- 12- 19        Assisted with the facilitation of SharePoint Training at NHL. (13 employees present)
- 12- 19        Attended Holiday luncheon at EP.
- 12- 20        Attended Holiday brunch at TM.
- 12- 21        Participated in WPSC Mtg at EP.
- 12- 22        Assisted with the facilitation of Snow-Operations Training at NHL Administration Bldg.

**DELAWARE RIVER JOINT TOLL BRIDGE COMMISSION**  
**Meeting of January 29, 2018**

**Daily Activities Include the Following**

- Scheduling of State Police coverage for requested details which include but are not limited to safety/camera cleaning, lane closing etc.
- Continued coordination of supplementary patrols with SP agencies to slow down traffic at various toll facilities. (Visibility details etc.)
- Coordinated/obtained accident reports from State Police liaisons as requested.
- Conducted background checks for DRJTBC new hires.
- Processing of State Police monthly invoices.

**DELAWARE RIVER JOINT TOLL BRIDGE COMMISSION**

**Meeting of January 29, 2018**

**OPERATIONS INDEX  
FOR  
INFORMATION TECHNOLOGY**

| <b>SUBJECT</b>            | <b>DESCRIPTION</b>                      | <b>PAGE NUMBER</b> |
|---------------------------|---|--------------------|
| Information<br>Technology | Status Report Month of<br>December 2017 | 1                  |

# **DELAWARE RIVER JOINT TOLL BRIDGE COMMISSION**

**Meeting of January 29, 2018**

---

## **Information Technology Department Report Month of December 2017**

The following activities under the general heading of Information Technology were recently initiated, accomplished, or performed:

### **IT Helpdesk/Deployments:**

- IT Processed 79 work orders for the month of December.
- IT Includes all software support, IT daily tasks, printer and desktop support, Intranet, news and job postings, telephone support, and form design/updates.
- IT Includes configuration and deployment of desktops, laptops, and cell phones.
- IT Includes MUNIS, Kronos, Cartegraph, and other Enterprise Software updates and maintenance, and EZ-Pass support.

### **IT Projects:**

#### **IT Kronos Upgrade/Replacement:**

- IT Currently evaluating upgrade and replacement options for Kronos.

#### **IT MUNIS Upgrade:**

- IT Preparing to upgrade MUNIS to the latest cloud version.

#### **IT Telephone Upgrade:**

- IT We are currently evaluating several Telephone system upgrades from several providers.

#### **IT Reorganization:**

- IT We are currently aligning all IT systems to reflect the recent reorganization.

#### **IT Equipment Recycling:**

- IT Equipment has been recycling bringing the project to a close.

#### **IT HVAC/Lightning/Fuel Systems:**

- IT We are currently assisting a variety of vendors to install and network devices and systems for the purpose of "Industrial Control" throughout the Commission.