

**DELAWARE RIVER**  
**JOINT TOLL BRIDGE COMMISSION**  
**MINUTES**  
**MEETING OF APRIL 30, 2018**

**DELAWARE RIVER JOINT TOLL BRIDGE COMMISSION**

**MEMBERS OF THE COMMISSION**

**NEW JERSEY**

HONORABLE MICHAEL B. LAVERY  
**Chairman**

HONORABLE GEOFFREY S. STANLEY

HONORABLE GARRETT LEONARD VAN VLIET

HONORABLE LORI CIESLA

HONORABLE YUKI MOORE LAURENTI  
**Treasurer**

**PENNSYLVANIA**

HONORABLE WADUD AHMAD  
**Vice Chairman**

HONORABLE MIRIAM HUERTAS

HONORABLE PAMELA JANVEY  
**Secretary**

HONORABLE DANIEL GRACE

HONORABLE JOHN D. CHRISTY

**DELAWARE RIVER JOINT TOLL BRIDGE COMMISSION**

**STANDING COMMITTEES**

**FINANCE, INSURANCE MANAGEMENT AND OPERATIONS**

**PENNSYLVANIA:** Janvey\*, Huertas

**NEW JERSEY:** Ciesla, Laurenti

**PROJECTS, PROPERTY AND EQUIPMENT**

**PENNSYLVANIA:** Ahmad, Grace

**NEW JERSEY:** Stanley, Van Vliet\*

**PROFESSIONAL SERVICES**

**PENNSYLVANIA:** Ahmad\*, Christy

**NEW JERSEY:** Lavery, Van Vliet

**PERSONNEL**

**PENNSYLVANIA:** Grace, Janvey

**NEW JERSEY:** Ciesla, Stanley\*

---

**AUDIT COMMITTEE**

**PENNSYLVANIA:** Ahmad, Janvey

**NEW JERSEY:** Lavery\*, Laurenti

**ADMINISTRATIVE COMMITTEE**

**PENNSYLVANIA:** Grace, Huertas

**NEW JERSEY:** Laurenti\*, Ciesla

Chairman and Vice Chairman Ex-Officio of all Committees

\*Chairman of Committee

**DELAWARE RIVER JOINT TOLL BRIDGE COMMISSION  
RECAPITULATION OF COMMITTEE MEMBERSHIP**

<b>Lavery</b>	(1) Ex-Officio of all Committees (2) Professional Services Committees (3) Audit Committee (Chairperson)
<b>Ciesla</b>	(1) Finance, Insurance Management and Operations Committee (2) Personnel Committee (3) Administrative Committee
<b>Ahmad</b>	(1) Projects, Property and Equipment Committee (2) Professional Services Committee (Chairperson) (3) Audit Committee
<b>Grace</b>	(1) Projects, Property and Equipment Committee (2) Personnel Committee (3) Administrative Committee
<b>Janvey</b>	(1) Finance, Insurance Management and Operations Committee (Chairperson) (2) Personnel Committee (3) Audit Committee
<b>Laurenti</b>	(1) Finance, Insurance Management and Operations Committee (2) Audit Committee (3) Administrative Committee (Chairperson)
<b>Christy</b>	(1) Professional Services
<b>Stanley</b>	(1) Projects, Property and Equipment Committee (2) Personnel Committee (Chairperson)
<b>Huertas</b>	(1) Finance, Insurance Management and Operations Committee (2) Administrative Committee
<b>Van Vliet</b>	(1) Projects, Property and Equipment Committee (Chairperson) (2) Professional Services Committee

**DELAWARE RIVER JOINT TOLL BRIDGE COMMISSION**

**PROFESSIONAL ASSOCIATES**

**CONSULTING ENGINEERS**

CHERRY, WEBER & ASSOCIATES  
Freehold, NJ

**LEGAL COUNSEL**

ARCHER  
Philadelphia, Pennsylvania

FLORIO, PERRUCCI, STEINHARDT & FADER  
Phillipsburg, New Jersey

**EMPLOYMENT COUNSEL**

STRADLEY, RONON, STEVENS & YOUNG  
Philadelphia, Pennsylvania

CHIESA SHAHINIAN & GIANTOMASI  
West Orange, New Jersey

**AUDITOR**

ZELINKOFSKE AXELROD, LLC  
Jamison, Pennsylvania

**FINANCIAL ADVISOR**

NW FINANCIAL GROUP  
Jersey City, New Jersey

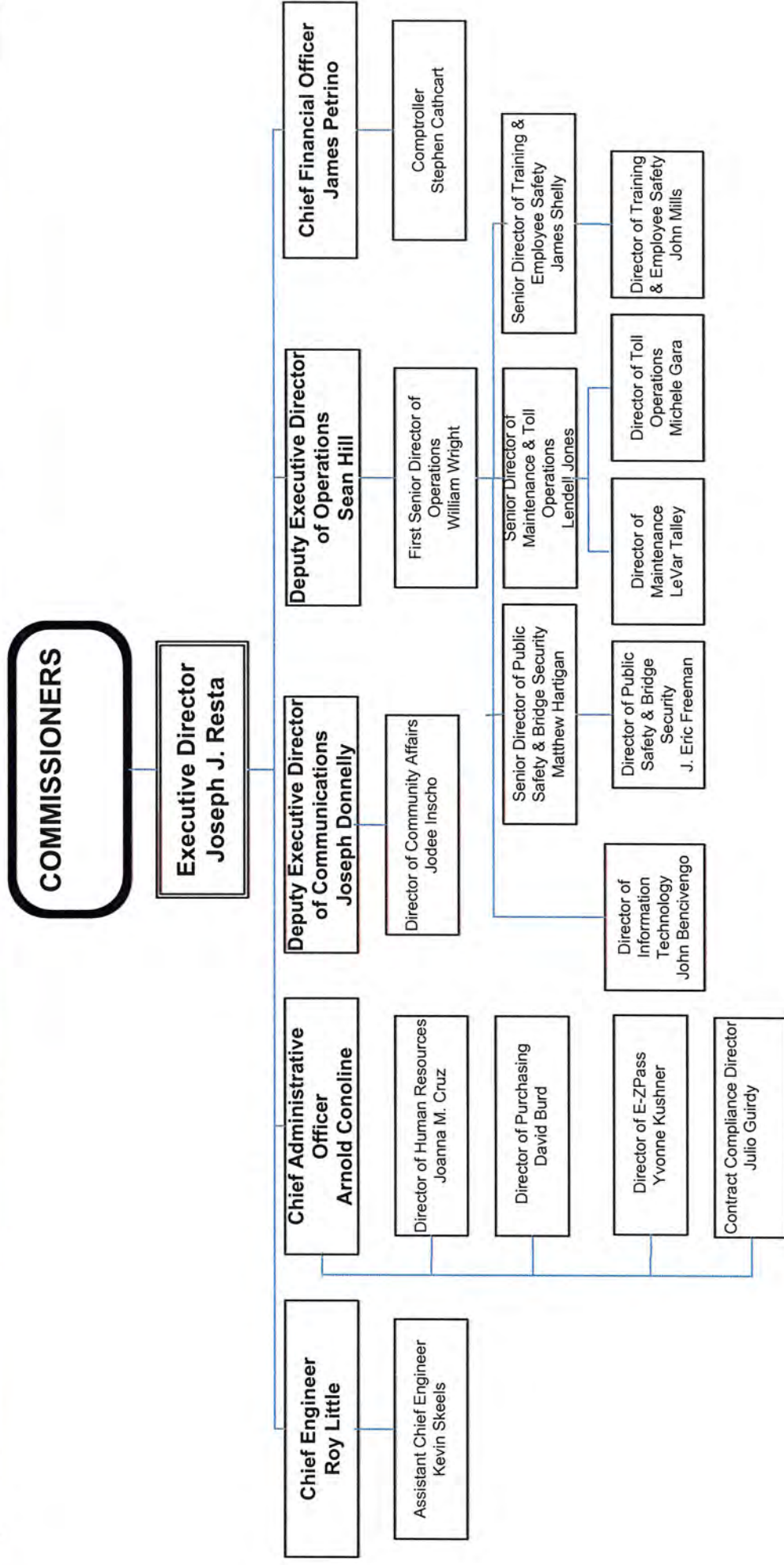
**COMMUNICATIONS CONSULTANT**

BELLVUE COMMUNICATIONS  
Philadelphia, Pennsylvania

**INVESTMENT ADVISOR**

WILMINGTON TRUST  
Wilmington, Delaware

## ORGANIZATION CHART



# DELAWARE RIVER JOINT TOLL BRIDGE COMMISSION

Meeting of April 30, 2018

## INDEX TO MINUTES

	PAGE
1. Call to Order .....	1
2. Appearances.....	1 - 2
3. Roll Call.....	2
4. Welcome Remarks of Chairman .....	2
5. Introduction of Comments from the Public .....	2
6. Executive Director's Report .....	2 - 3
7. Approval of Minutes for Commission Meeting Held March 26, 2018 .....	4
8. Approval of Operations Report Month of March 2018 .....	4
9. Approve the Execution of Scudder Falls Bridge Replacement Project, Intergovernmental Agreement (IGA) with the Pennsylvania Department of Transportation for the Scudder Falls Bridge Replacement Project-(IGA Amendment) .....	4 - 5
10. Acceptance of the 2017 Bridge Annual Inspection Report .....	6
11. Approval for Retirement Benefits, Robert Luciani, Project Manager, Engineering Department.....	6
12. Appointment of Marcus Norris to Toll Collector Northern Region .....	6 - 7
13. Appointment of Cleveland Currie to Toll Collector, Northern Region.....	7
14. Appointment of Austin McCleery to Maintenance Worker III .....	8

# DELAWARE RIVER JOINT TOLL BRIDGE COMMISSION

## Meeting of April 30, 2018

15.	Appointment of Greg Lohrman to Maintenance Worker III, Central Region .....	8	-	9
16.	Appointment of Mason Vance to Maintenance Worker III Northern Region .....			9
17.	Appointment of Jamie Franks to Maintenance Worker III, Northern Region .....	9	-	10
18.	Appointment of Eugene Lelie to Bridge Monitor II, Southern Region.....			10
19.	Appointment of Timothy Quickel to Bridge Monitor II, Southern Region.....			11
20.	Transfer of Todd Tersigni to Bridge Monitor II, Central Region .....	11	-	12
21.	Appointment of Brenda Jones to Custodial Worker, Southern Region .....			12
22.	Appointment of Cindy Marlow to Custodial Worker, Southern Region .....	12	-	13
23.	Appointment of James Cavallo to Training & Employee Safety Assistant Coordinator .....			13
24.	Promotion of Charles Slack to Regional Maintenance Supervisor-Southern Region .....	13	-	14
25.	Transfer of Lawrence Dubin to Regional Maintenance Supervisor-Southern Region .....			14
26.	Promotion of Timothy Hanon to Regional Maintenance Supervisor-Northern Region .....			15
27.	Promotion of Robert Geronemo to Fleet Supervisor .....	15	-	16
28.	Promotion of Darren Catto to Toll Lieutenant Southern Region .....			16



# DELAWARE RIVER JOINT TOLL BRIDGE COMMISSION

## Meeting of April 30, 2018

29.	Promotion of Kevin Fey to Toll Lieutenant Central Region .....	16 - 17
30.	Promotion of Scott Brumbaugh to Toll Lieutenant-Northern Region .....	17
31.	Promotion of Michael Gazzillo to IT Support Analyst.....	17 - 18
32.	Appointment of Philip Becker to Maintenance Worker III, Central Region .....	18
33.	Approval of Payment of Invoices Stradley Ronon, PA Labor Counsel.....	19
33.	Approval of Payment of Invoices Florio Perrucci, Steinhardt and Fader, NJ Legal Counsel.....	19
34.	Approval for Payment of Invoice Chiesa, Shahinian & Giantomasi, NJ Labor Counsel.....	20
35.	Approval of Payment of Invoice, Archer Law, PA Legal Counsel .....	20
35.	Invitation for Comments from the Public .....	21
36.	Scheduling of the May 21, 2018 “Annual Meeting”-Election of Officers .....	21
37.	Adjournment .....	21

# **DELAWARE RIVER JOINT TOLL BRIDGE COMMISSION**

**Meeting of April 30, 2018**

## **CALL TO ORDER**

The Regular Monthly Meeting of the Delaware River Joint Toll Bridge Commission was called to Order at the New Hope Executive Offices, 2492 River Road, New Hope, PA. 18938-9519, on Monday, April 30, 2018 at 10:30 a.m. pursuant to notice properly forwarded to each member in compliance with the by-laws. Michael Lavery, Chairman, presided at this meeting.

Chairman Lavery addressed the meeting and noted for the record, there was no Executive Session held, prior to the Public Meeting.

## **APPEARANCES**

### **COMMISSION MEMBERS:**

Hon. Wadud Ahmad (Pennsylvania)  
Hon. Lori Ciesla (New Jersey)  
Hon. Miriam Huertas (Pennsylvania) -Via Conference Call  
Hon. Pamela Janvey (Pennsylvania)  
Hon. Yuki Moore Laurenti (New Jersey)  
Hon. Michael Lavery (New Jersey)  
Hon. Geoffrey S. Stanley (New Jersey)  
Hon. Garrett Van Vliet (New Jersey)

### **COMMISSION MEMBERS ABSENT:**

Hon. John Christy (Pennsylvania)  
Hon. Daniel Grace (Pennsylvania)

### **COMMISSION COUNSEL:**

Katie Fina, Florio, Perrucci, Steinhardt & Fader, New Jersey  
Shelley Smith, Archer Law, Pennsylvania  
Jonathan Bloom, Stradley, Ronon, Stevens & Young Pennsylvania  
John Casey, Chiesa Shahinian & Giantomasi, New Jersey

### **GOVERNORS REPRESENTATIVES:**

Chelsea Guzowski, PA Governor's Office –Via Conference Call  
Edmund Caulfield, NJ Governor's Office

### **COMMISSION STAFF MEMBERS:**

Joseph J. Resta, Executive Director  
Sean Hill, Deputy Executive Director of Operations  
Roy Little, Chief Engineer

# **DELAWARE RIVER JOINT TOLL BRIDGE COMMISSION**

**Meeting of April 30, 2018**

James Petrino, Chief Financial Officer  
Jodee Inscho Director of Community Affair  
Arnold Conoline, Chief Administrative Officer  
Stephen Cathcart, Comptroller  
Wendy Reading, Director of Administrative Services  
Joanna Cruz, Human Resources Director  
Julio Guridy, Director of Contract Compliance

## **OTHERS**

Richard Flanagan, Former DRJTBC Employee  
Sue Livingston, Public

## **ROLL CALL**

Joseph Resta, Executive Director, in his capacity as Secretary for this Meeting called the roll, and at the conclusion thereof, reported that there was a quorum present-there being three members present from the Commonwealth of Pennsylvania and five members present from the State of New Jersey.

## **WELCOMING REMARKS OF CHAIRMAN**

Chairman Lavery welcomed those persons whose identities are set forth hereinabove under "Appearances".

## **INTRODUCE ANY COMMENTS FROM THE PUBLIC**

Chairman Lavery addressed the meeting and invited any comments from the public on items pertaining to today's Agenda. No questions were presented.

## **EXECUTIVE DIRECTORS REPORT**

Joseph Resta, Executive Director, addressed the meeting and said;

*"Thank you, Mr. Chairman, today's remarks concentrate primarily on one of our Agenda items, the Acceptance of the 2017 Toll Bridge Annual Inspection Report by our General Engineering Consultant, Cherry, Weber & Associates. As you may recall, the Commission is required to inspect its bridges and approach structures every two years. While we do bridge inspections every year, the inspections alternate between Toll Bridges and Toll-Supported Bridges. Commission maintenance personnel, in a long-standing tradition, using considerable knowledge and skill, place cables strategically on each structure so that platforms can be hung below the respective bridge from which the Consultant performs the inspection. This is a critical yearly task that our folks have developed a specific expertise on, allowing us to use that expertise that, at other agencies, is many*

## DELAWARE RIVER JOINT TOLL BRIDGE COMMISSION

Meeting of April 30, 2018

*times performed by rigging contractors. The scheduling of the cabling crews, the purchase and payment of the materials, the coordination of our General Engineering Consultant, and the interpretation of the results are a collective of tasks that involve nearly every department at the Commission. The 2017 Report provides inspections of our Toll Bridges, and informs the decision-making process that becomes the foundation of our capital program. 2018 Inspections will concentrate on our Toll-Supported Bridges. In total, the Commission has 56 Bridges, 22 of those structures cross the Delaware River at 20 locations, 34 structures are approach or overpass bridges;*

*“The categorization of our bridges depends on how a bridge stacks up to today’s design and operations standards, despite many being built near the turn of the last century, in the 1930’s, 1940’s, and 1950’s in the heyday of the construction of the Interstate Highway System begun by President Eisenhower. As such, we have 25 functionally obsolete bridges, and 3 bridges that are considered structurally deficient due to low capacity rather than overall condition. Based on the recent inspections, all Commission bridges are in good or satisfactory condition, which is something that we should be proud of. Any search of bridge condition topic across the nation will yield a very different story, so we are indeed fortunate to have been able to rehabilitate and maintain our facilities to their current condition. In fact, the prior rehabilitations of our bridges have lengthened the duration (expected to be every 15 years) between rehabilitation cycles, meaning that the comprehensive work completed previously is lasting longer, stretching out the revenues required to complete these tasks, and tamping down our toll structure for our patrons;*

*“Construction of our first new bridge of this century at Scudder Falls caps off a comprehensive program of rehabilitations and capital renewal started many years ago. The commencement of construction for the new Administration Building at Scudder Falls in Mid-May, and the beginning of design for our Southern Operations and Maintenance Facilities Improvements make for quite a busy few years, taking considerable commitment from current, and past Commissioners, and the hard work of all of us at the Delaware River Joint Toll Bridge Commission. But all of these things started with an Inspection Report;*

*“Mr. Chairman, this concludes my report.”*

# **DELAWARE RIVER JOINT TOLL BRIDGE COMMISSION**

**Meeting of April 30, 2018**

## **APPROVAL OF MINUTES FOR COMMISSION MEETING HELD MARCH 26, 2018**

**R: 3508-04-18- ADM-01-04-18**

Chairman Lavery addressed the meeting and requested the adoption of a Resolution approving the Minutes of the Commission Meeting held March 26, 2018.

At the conclusion of the review, Commissioner Stanley moved and Vice Chairman Ahmad seconded the adoption of the following Resolution:

**"RESOLVED**, by the Delaware River Joint Toll Bridge Commission at its Regular Meeting assembled this 30th day of April 2018 that the Minutes of the Regular Commission Meeting held on March 26, 2018 be and the same hereby are approved."

Chairman Lavery invited any questions on the Resolution. No questions were presented and the Resolution was unanimously adopted.

## **APPROVAL OF OPERATIONS REPORT FOR THE MONTH OF MARCH 2018**

**R: 3509-04-18- ADM-02-04-18**

Chairman Lavery addressed the meeting and asked if there were any questions on any of the reports contained in the "Operations Report".

At the conclusion of the review, Commissioner Laurenti moved and Commissioner Van Vliet seconded the adoption of the following Resolution:

**"RESOLVED**, by the Delaware River Joint Toll Bridge Commission at its Regular Meeting assembled this 30th day of April 2018 that the Operations Report, which reflects Commission activity for the month of March 2018 are hereby approved."

Chairman Lavery then invited any questions on the Resolution. No questions were presented and the Resolution was unanimously adopted.

## **APPROVE THE EXECUTION OF SCUDDER FALLS BRIDGE REPLACEMENT PROJECT, INTERGOVERNMENTAL AGREEMENT (IGA) WITH THE PENNSYLVANIA DEPARTMENT OF TRANSPORTATION FOR THE SCUDDER FALLS BRIDGE REPLACEMENT PROJECT – (IGA AMENDMENT)**

**R: 3510-04-18- ENG-01-04-18**

Chairman Lavery addressed the meeting and asked the Commission Members if, after their review, there were any questions.

# **DELAWARE RIVER JOINT TOLL BRIDGE COMMISSION**

## **Meeting of April 30, 2018**

At the conclusion of the review, Commissioner Janvey moved and Commissioner Stanley seconded the adoption of the following Resolution:

**“WHEREAS**, on June 26, 2016 via Resolution No. 3002-06-16 the Commissioners authorized the Executive Director to execute the Intergovernmental Agreement (IGA) between the Delaware River Joint Toll Bridge Commission (“Commission”) and the Pennsylvania Department of Transportation (“PennDOT”) for the Scudder Falls Bridge Replacement Project (Project) that defines each party’s responsibilities moving forward with the Project, as it relates to impacts to I-95 in PA and the Taylorsville Road Interchange. It provides authorization for the Commission, its contractors, and agents to access PennDOT State highway right-of-ways to perform any work associated with the Project, subject to providing prior written notice to the NJDOT; and

**“WHEREAS**, during the Final Design of the Project the Commission received a request from PennDOT to include the cleaning and painting of the Quarry Road Bridge over I-95 (Additional Work) in the scope of the Project; and

**“WHEREAS**, the Quarry Road Bridge over I-95 is located within the Project corridor in Lower Makefield Township, Pennsylvania, and is owned and maintained by PennDOT; and

**“WHEREAS**, under the terms of the Amendment to the IGA, PennDOT shall reimburse the Commission for the actual costs incurred by the Commission for the Additional Work. The costs are estimated to be Seven Hundred Seventy-Five Thousand, Nine Hundred Seventy-Five Dollars (\$775,975.00), as set forth in the Letter from the Delaware River Joint Toll Bridge Commission, dated May 3, 2017 and is attached to the Amendment. Reimbursement shall be made upon completion and subsequent acceptance by PennDOT of the Additional Work. The Commission shall submit an invoice to PennDOT for the completed work; and

**“WHEREAS**, the Commission proposes to execute the Amendment to the IGA in order to establish a funding vehicle for PennDOT to reimburse the actual costs incurred by the Commission for the Additional Work; and

**“NOW, THEREFORE BE IT RESOLVED**, the Commission, at its Regular Meeting assembled this 30th day of April 2018, hereby resolves as follows; and

**“RESOLVED**, that the Executive Director is hereby authorized to execute the Amendment to the Intergovernmental Agreement with Pennsylvania Department of Transportation (PennDOT Agreement No. 0611054) for the reimbursement to the Commission for the actual costs incurred by the Commission for the Additional Work of the cleaning and painting of the Quarry Road Bridge over I-95.”

Chairman Lavery then invited any further questions or comments on the Resolution. No questions were presented and the Resolution was unanimously adopted,

# **DELAWARE RIVER JOINT TOLL BRIDGE COMMISSION**

**Meeting of April 30, 2018**

## **ACCEPTANCE OF THE 2017 TOLL BRIDGE ANNUAL INSPECTION REPORT**

**R: 3511-04-18- ENG-02-04-18**

Chairman Lavery addressed the meeting and asked the Commission Members if, after their review, there were any questions.

At the conclusion of the review, Commissioner Laurenti moved and Commissioner Van Vliet seconded the adoption of the following Resolution:

**RESOLVED**, by the Delaware River Joint Toll Bridge Commission, at its Regular Meeting assembled this 30th day of April, 2018, via this Resolution, authorizes receipt, filing and acceptance of the 2017 Toll Bridge Annual Inspection Report as prepared by the Commission's General Engineering Consultant, Cherry Weber & Associates."

Chairman Lavery then invited any further questions on the Resolution. No questions were presented and the Resolution was unanimously adopted.

## **APPROVAL FOR RETIREMENT BENEFITS, ROBERT LUCIANI, PROJECT MANAGER, ENGINEERING DEPARTMENT**

**R: 3512-04-18- PER-01-04-18**

Chairman Lavery addressed the Meeting and asked the Commission Members if, after their review, there were any questions.

At the conclusion of the review, Commissioner Stanley moved and Commissioner Janvey seconded the adoption of the following Resolution:

**"RESOLVED**, by the Delaware River Joint Toll Bridge Commission at its Regular Meeting assembled this 30th day of April, 2018, via this Resolution subject to applicable practices and procedures, the Commission approves the provision of retirement benefits to Robert Luciani who is to retire on June 22, 2018."

Chairman Lavery then invited any questions on the Resolution. No questions were presented and the Resolution was unanimously adopted.

## **APPOINTMENT OF MARCUS NORRIS TO TOLL COLLECTOR, NORTHERN REGION**

**R: 3513-04-18- PER-02-04-18**

Chairman Lavery addressed the Meeting and asked the Commission Members if, after their review, there were any questions.

## **DELAWARE RIVER JOINT TOLL BRIDGE COMMISSION**

### **Meeting of April 30, 2018**

At the conclusion of the review, Vice Chairman Ahmad moved and Commissioner Ciesla seconded the adoption of the following Resolution:

**"RESOLVED**, by the Delaware River Joint Toll Bridge Commission at its Regular Meeting assembled this 30th day of April, 2018, that via this Resolution, that Marcus Norris be appointed to the position of Toll Collector, Northern Region in the Maintenance and Toll Operations Division, pursuant to the Operations Reorganization approved by the Board of Commissioners at the October 2017 Commission meeting. Compensation shall be set at \$41,310 per annum, which is the introductory step in the pay scale for the Toll Collector position (\$41,310 - \$45,441), in accordance with the salary table approved by the Board of Commissioners at the October 2017 Commission meeting, and effective for all appointments, promotions and reclassifications made on or after November 20, 2017. The appointment to be made pending satisfactory completion of the required personnel processing."

Chairman Lavery then invited any questions on the Resolution. No questions were presented and the Resolution was unanimously adopted.

### **APPOINTMENT OF CLEVELAND CURRIE TO TOLL COLLECTOR, NORTHERN REGION**

#### **R: 3514-04-18- PER-03-04-18**

Chairman Lavery addressed the Meeting and asked the Commission Members if, after their review, there were any questions.

At the conclusion of the review, Vice Chairman Ahmad moved and Commissioner Stanley seconded the adoption of the following Resolution:

**"RESOLVED**, by the Delaware River Joint Toll Bridge Commission at its Regular Meeting assembled this 30th day of April, 2018, via this Resolution, that Cleveland Currie be appointed to the position of Toll Collector, Northern Region in the Maintenance and Toll Operations Division, pursuant to the Operations Reorganization approved by the Board of Commissioners at the October 2017 Commission meeting. Compensation shall be set at \$41,310 per annum, which is the introductory step in the pay scale for the Toll Collector position (\$41,310 - \$45,441), in accordance with the salary table approved by the Board of Commissioners at the October 2017 Commission meeting, and effective for all appointments, promotions and reclassifications made on or after November 20, 2017. The appointment to be made pending satisfactory completion of the required personnel processing."

Chairman Lavery then invited any questions on the Resolution. No questions were presented and the Resolution was unanimously adopted.



# **DELAWARE RIVER JOINT TOLL BRIDGE COMMISSION**

**Meeting of April 30, 2018**

## **APPOINTMENT OF AUSTIN MCCLEERY TO MAINTENANCE WORKER III, SOUTHERN REGION**

**R: 3515-04-18- PER-04-04-18**

Chairman Lavery addressed the Meeting and asked the Commission Members if, after their review, there were any questions.

At the conclusion of the review, Commissioner Laurenti moved and Vice Chairman Ahmad seconded the adoption of the following Resolution:

**"RESOLVED**, by the Delaware River Joint Toll Bridge Commission at its Regular Meeting assembled this 30th day of April, 2018, via this Resolution, that Austin McCleery be appointed to the position of Maintenance Worker III, Southern Region in the Maintenance and Toll Operations Division, pursuant to the Operations Reorganization approved by the Board of Commissioners at the October 2017 Commission meeting. Compensation shall be set at \$40,000 per annum, which is the introductory step in the pay scale for the Maintenance Worker III position (\$40,000 - \$44,000), in accordance with the salary table approved by the Board of Commissioners at the October 2017 Commission meeting, and effective for all appointments, promotions and reclassifications made on or after November 20, 2017. The appointment to be made pending satisfactory completion of the required personnel processing."

Chairman Lavery then invited any questions on the Resolution. No questions were presented and the Resolution was unanimously adopted.

## **APPOINTMENT OF GREG LOHRMAN TO MAINTENANCE WORKER III, CENTRAL REGION**

**R: 3516-04-18- PER-05-04-18**

Chairman Lavery addressed the Meeting and asked the Commission Members if, after their review, there were any questions.

At the conclusion of the review, Commissioner Van Vliet moved and Vice Chairman Ahmad seconded the adoption of the following Resolution:

**"RESOLVED**, by the Delaware River Joint Toll Bridge Commission at its Regular Meeting assembled this 30th day of April, 2018, via this Resolution, that Greg Lohrman be appointed to the position of Maintenance Worker III, Central Region in the Maintenance and Toll Operations Division, pursuant to the Operations Reorganization approved by the Board of Commissioners at the October 2017 Commission meeting. Compensation shall be set at \$40,000 per annum, which is the introductory step in the pay scale for the Maintenance Worker III position (\$40,000 - \$44,000), in accordance with the salary table approved by the Board of Commissioners at the October 2017 Commission meeting, and effective for all appointments, promotions and

## **DELAWARE RIVER JOINT TOLL BRIDGE COMMISSION**

### **Meeting of April 30, 2018**

reclassifications made on or after November 20, 2017. The appointment to be made pending satisfactory completion of the required personnel processing.”

Chairman Lavery then invited any questions on the Resolution. No questions were presented and the Resolution was unanimously adopted.

### **APPOINTMENT OF MASON VANCE TO MAINTENANCE WORKER III, NORTHERN REGION**

**R: 3517-04-18- PER-06-04-18**

Chairman Lavery addressed the Meeting and asked the Commission Members if, after their review, there were any questions.

At the conclusion of the review, Vice Chairman Ahmad moved and Commissioner Stanley seconded the adoption of the following Resolution:

**"RESOLVED**, by the Delaware River Joint Toll Bridge Commission at its Regular Meeting assembled this 30th day of April, 2018, via this Resolution, that Mason Vance be appointed to the position of Maintenance Worker III, Northern Region in the Maintenance and Toll Operations Division, pursuant to the Operations Reorganization approved by the Board of Commissioners at the October 2017 Commission meeting. Compensation shall be set at \$40,000 per annum, which is the introductory step in the pay scale for the Maintenance Worker III position (\$40,000 - \$44,000), in accordance with the salary table approved by the Board of Commissioners at the October 2017 Commission meeting, and effective for all appointments, promotions and reclassifications made on or after November 20, 2017. The appointment to be made pending satisfactory completion of the required personnel processing.”

Chairman Lavery then invited any questions on the Resolution. No questions were presented and the Resolution was unanimously adopted.

### **APPOINTMENT OF JAMIE FRANKS TO MAINTENANCE WORKER III, NORTHERN REGION**

**R: 3518-04-18- PER-07-04-18**

Chairman Lavery addressed the Meeting and asked the Commission Members if, after their review, there were any questions.

At the conclusion of the review, Vice Chairman Ahmad moved and Commissioner Laurenti seconded the adoption of the following Resolution:

**"RESOLVED**, by the Delaware River Joint Toll Bridge Commission at its Regular Meeting assembled this 30th day of April, 2018, via this Resolution, that Jamie Franks be appointed to the

## **DELAWARE RIVER JOINT TOLL BRIDGE COMMISSION**

### **Meeting of April 30, 2018**

position of Maintenance Worker III, Northern Region in the Maintenance and Toll Operations Division, pursuant to the Operations Reorganization approved by the Board of Commissioners at the October 2017 Commission meeting. Compensation shall be set at \$40,000 per annum, which is the introductory step in the pay scale for the Maintenance Worker III position (\$40,000 - \$44,000), in accordance with the salary table approved by the Board of Commissioners at the October 2017 Commission meeting, and effective for all appointments, promotions and reclassifications made on or after November 20, 2017. The appointment to be made pending satisfactory completion of the required personnel processing.”

Chairman Lavery then invited any questions on the Resolution. No questions were presented and the Resolution was unanimously adopted.

### **APPOINTMENT OF EUGENE LELIE, JR. TO BRIDGE MONITOR II, SOUTHERN REGION**

**R: 3519-04-18- PER-08-04-18**

Chairman Lavery addressed the Meeting and asked the Commission Members if, after their review, there were any questions.

At the conclusion of the review, Vice Chairman Ahmad moved and Commissioner Laurenti seconded the adoption of the following Resolution:

**"RESOLVED**, by the Delaware River Joint Toll Bridge Commission at its Regular Meeting assembled this 30th day of April, 2018, via this Resolution, that Eugene Lelie, Jr. be appointed to the position of Bridge Monitor II, Southern Region, in the Public Safety and Bridge Security Division, pursuant to the Operations Reorganization approved by the Board of Commissioners at the October 2017 Commission meeting. Compensation shall be set at \$39,348 per annum, which is the introductory step in the pay scale for the Bridge Monitor II position (\$39,348 - \$43,283), in accordance with the salary table approved by the Board of Commissioners at the October 2017 Commission meeting, and effective for all appointments, promotions and reclassifications made on or after November 20, 2017. The appointment to be made pending satisfactory completion of the required personnel processing.”

Chairman Lavery then invited any questions on the Resolution. No questions were presented and the Resolution was unanimously adopted.

## **DELAWARE RIVER JOINT TOLL BRIDGE COMMISSION**

**Meeting of April 30, 2018**

### **APPOINTMENT OF TIMOTHY QUICKEL TO BRIDGE MONITOR II, SOUTHERN REGION**

**R: 3520-04-18- PER-09-04-18**

Chairman Lavery addressed the Meeting and asked the Commission Members if, after their review, there were any questions.

At the conclusion of the review, Vice Chairman Ahmad moved and Commissioner Stanley seconded the adoption of the following Resolution:

**"RESOLVED**, by the Delaware River Joint Toll Bridge Commission at its Regular Meeting assembled this 30th day of April, 2018, via this Resolution, that Timothy Quickel be appointed to the position of Bridge Monitor II, Southern Region, in the Public Safety and Bridge Security Division, pursuant to the Operations Reorganization approved by the Board of Commissioners at the October 2017 Commission meeting. Compensation shall be set at \$39,348 per annum, which is the introductory step in the pay scale for the Bridge Monitor II position (\$39,348 - \$43,283), in accordance with the salary table approved by the Board of Commissioners at the October 2017 Commission meeting, and effective for all appointments, promotions and reclassifications made on or after November 20, 2017. The appointment to be made pending satisfactory completion of the required personnel processing."

Chairman Lavery then invited any questions on the Resolution. No questions were presented and the Resolution was unanimously adopted.

### **TRANSFER OF TODD TERSIGNI TO BRIDGE MONITOR II, CENTRAL REGION**

**R: 3521-04-18- PER-10-04-18**

Chairman Lavery addressed the Meeting and asked the Commission Members if, after their review, there were any questions.

At the conclusion of the review, Commissioner Stanley moved and Commissioner Ciesla seconded the adoption of the following Resolution:

**"RESOLVED**, by the Delaware River Joint Toll Bridge Commission at its Regular Meeting assembled this 30th day of April, 2018, via this Resolution, that Todd Tersigni be transferred to the position of Bridge Monitor II, Central Region, in the Public Safety and Bridge Security Division, pursuant to the Operations Reorganization approved by the Board of Commissioners at the October 2017 Commission meeting. Compensation shall be set at \$39,348 per annum, which is the introductory step in the pay scale for the Bridge Monitor II position (\$39,348 - \$43,283), in accordance with the salary table approved by the Board of Commissioners at the October 2017 Commission meeting, and effective for all appointments, promotions and reclassifications made

# **DELAWARE RIVER JOINT TOLL BRIDGE COMMISSION**

## **Meeting of April 30, 2018**

on or after November 20, 2017. The transfer to be made pending satisfactory completion of the required personnel processing.”

Chairman Lavery then invited any questions on the Resolution. No questions were presented and the Resolution was unanimously adopted.

### **APPOINTMENT OF BRENDA JONES TO CUSTODIAL WORKER, SOUTHERN REGION**

**R: 3522-04-18- PER-11-04-18**

Chairman Lavery addressed the Meeting and asked the Commission Members if, after their review, there were any questions.

At the conclusion of the review, Commissioner Laurenti moved and Vice Chairman Ahmad seconded the adoption of the following Resolution:

**"RESOLVED**, by the Delaware River Joint Toll Bridge Commission at its Regular Meeting assembled this 30th day of April, 2018, via this Resolution, that Brenda Jones be appointed to the position of Custodial Worker, Southern Region, in the Maintenance and Toll Operations Division, pursuant to the Operations Reorganization approved by the Board of Commissioners at the October 2017 Commission meeting. Compensation shall be set at \$30,823 per annum, which is the introductory step in the pay scale for the Custodial Worker position (\$30,823 - \$33,905), in accordance with the salary table approved by the Board of Commissioners at the October 2017 Commission meeting, and effective for all appointments, promotions and reclassifications made on or after November 20, 2017. The appointment to be made pending satisfactory completion of the required personnel processing.”

Chairman Lavery then invited any questions on the Resolution. No questions were presented and the Resolution was unanimously adopted.

### **APPOINTMENT OF CINDY MARLOW TO CUSTODIAL WORKER, SOUTHERN REGION**

**R: 3523-04-18- PER-12-04-18**

Chairman Lavery addressed the Meeting and asked the Commission Members if, after their review, there were any questions.

At the conclusion of the review, Vice Chairman Ahmad moved and Commissioner Laurenti seconded the adoption of the following Resolution:

**"RESOLVED**, by the Delaware River Joint Toll Bridge Commission at its Regular Meeting assembled this 30th day of April, 2018, via this Resolution, that Cindy Marlow be appointed to

## **DELAWARE RIVER JOINT TOLL BRIDGE COMMISSION**

**Meeting of April 30, 2018**

the position of Custodial Worker, Southern Region, in the Maintenance and Toll Operations Division, pursuant to the Operations Reorganization approved by the Board of Commissioners at the October 2017 Commission meeting. Compensation shall be set at \$30,823 per annum, which is the introductory step in the pay scale for the Custodial Worker position (\$30,823 - \$33,905), in accordance with the salary table approved by the Board of Commissioners at the October 2017 Commission meeting, and effective for all appointments, promotions and reclassifications made on or after November 20, 2017. The appointment to be made pending satisfactory completion of the required personnel processing.”

Chairman Lavery then invited any questions on the Resolution. No questions were presented and the Resolution was unanimously adopted.

### **APPOINTMENT OF JAMES CAVALLO TO TRAINING & EMPLOYEE SAFETY ASSISTANT COORDINATOR**

**R: 3524-04-18- PER-13-04-18**

Chairman Lavery addressed the Meeting and asked the Commission Members if, after their review, there were any questions.

At the conclusion of the review, Commissioner Stanley moved and Commissioner Laurenti seconded the adoption of the following Resolution:

**"RESOLVED**, by the Delaware River Joint Toll Bridge Commission at its Regular Meeting assembled this 30th day of April, 2018, via this Resolution, that James Cavallo be appointed/promoted to the position of Training and Employee Safety Assistant Coordinator, pursuant to the Operations Reorganization approved by the Board of Commissioners at the October 2017 Commission meeting. Compensation shall be set at \$42,004 per annum, which is the introductory step in the pay scale for the Training & Employee Safety Assistant Coordinator position (\$42,004 - \$46,205), in accordance with the salary table approved by the Board of Commissioners at the October 2017 Commission meeting, and effective for all appointments, promotions and reclassifications made on or after November 20, 2017. The appointment to be made pending satisfactory completion of the required personnel processing.”

Chairman Lavery then invited any questions on the Resolution. No questions were presented and the Resolution was unanimously adopted.

### **PROMOTION OF CHARLES SLACK TO REGIONAL MAINTENANCE SUPERVISOR, SOUTHERN REGION**

**R: 3525-04-18- PER-14-04-18**

Chairman Lavery addressed the Meeting and asked the Commission Members if, after their review, there were any questions.

## **DELAWARE RIVER JOINT TOLL BRIDGE COMMISSION**

### **Meeting of April 30, 2018**

At the conclusion of the review, Commissioner Janvey moved and Commissioner Stanley seconded the adoption of the following Resolution:

**"RESOLVED**, by the Delaware River Joint Toll Bridge Commission at its Regular Meeting assembled this 30th day of April, 2018, via this Resolution, that Charles Slack be promoted to the position of Regional Maintenance Supervisor, Southern Region in the Maintenance and Toll Operations Division, pursuant to the Operations Reorganization approved by the Board of Commissioners at the October 2017 Commission meeting. Compensation shall be set at \$74,971 per annum, which is within the pay scale for the Regional Maintenance Supervisor position (\$72,971 - \$80,268), in accordance with the salary table approved by the Board of Commissioners at the October 2017 Commission meeting, and effective for all appointments, promotions and reclassifications made on or after November 20, 2017. The promotion to be made pending satisfactory completion of the required personnel processing."

Chairman Lavery then invited any questions on the Resolution. No questions were presented and the Resolution was unanimously adopted.

### **TRANSFER OF LAWRENCE DUBIN TO REGIONAL MAINTENANCE SUPERVISOR, SOUTHERN REGION**

**R: 3526-04-18- PER-15-04-18**

Chairman Lavery addressed the Meeting and asked the Commission Members if, after their review, there were any questions.

At the conclusion of the review, Commissioner Janvey moved and Commissioner Ciesla seconded the adoption of the following Resolution:

**"RESOLVED**, by the Delaware River Joint Toll Bridge Commission at its Regular Meeting assembled this 30th day of April, 2018, via this Resolution, that Lawrence Dubin be transferred to the position of Regional Maintenance Supervisor, Southern Region in the Maintenance and Toll Operations Division, pursuant to the Operations Reorganization approved by the Board of Commissioners at the October 2017 Commission meeting. Compensation shall be set at \$78,620 per annum which is within the pay scale for the Regional Maintenance Supervisor position (\$72,971 - \$80,268), in accordance with the salary table approved by the Board of Commissioners at the October 2017 Commission meeting, and effective for all appointments, promotions and reclassifications made on or after November 20, 2017. The transfer to be made pending satisfactory completion of the required personnel processing."

Chairman Lavery then invited any questions on the Resolution. No questions were presented and the Resolution was unanimously adopted.

# **DELAWARE RIVER JOINT TOLL BRIDGE COMMISSION**

**Meeting of April 30, 2018**

## **PROMOTION OF TIMOTHY HANNON TO REGIONAL MAINTENANCE SUPERVISOR, NORTHERN DIVISION**

**R: 3527-04-18- PER-16-04-18**

Chairman Lavery addressed the Meeting and asked the Commission Members if, after their review, there were any questions.

At the conclusion of the review, Commissioner Van Vliet moved and Vice Chairman Ahmad seconded the adoption of the following Resolution:

**"RESOLVED**, by the Delaware River Joint Toll Bridge Commission at its Regular Meeting assembled this 30th day of April, 2018, via this Resolution, that Timothy Hannon be promoted to the position of Regional Maintenance Supervisor, Northern Region in the Maintenance and Toll Operations Division, pursuant to the Operations Reorganization approved by the Board of Commissioners at the October 2017 Commission meeting. Compensation shall be set at \$74,971 per annum which is within the pay scale for the Regional Maintenance Supervisor position (\$72,971 - \$80,268), in accordance with the salary table approved by the Board of Commissioners at the October 2017 Commission meeting, and effective for all appointments, promotions and reclassifications made on or after November 20, 2017. The promotion to be made pending satisfactory completion of the required personnel processing."

Chairman Lavery then invited any questions on the Resolution. No questions were presented and the Resolution was unanimously adopted.

## **PROMOTION OF ROBERT GERONEMO TO FLEET SUPERVISOR**

**R: 3528-04-18- PER-17-04-18**

Chairman Lavery addressed the Meeting and asked the Commission Members if, after their review, there were any questions.

At the conclusion of the review, Commissioner Janvey moved and Commissioner Stanley seconded the adoption of the following Resolution:

**"RESOLVED**, by the Delaware River Joint Toll Bridge Commission at its Regular Meeting assembled this 30th day of April, 2018, via this Resolution, that Robert Geronemo be promoted to the position of Fleet Supervisor in the Maintenance and Toll Operations Division, pursuant to the Operations Reorganization approved by the Board of Commissioners at the October 2017 Commission meeting. Compensation shall be set at \$72,971 per annum which is within the pay scale for the Fleet Supervisor position (\$72,971 - \$80,268), in accordance with the salary table approved by the Board of Commissioners at the October 2017 Commission meeting, and effective for all appointments, promotions and reclassifications made on or after November 20,



## **DELAWARE RIVER JOINT TOLL BRIDGE COMMISSION**

**Meeting of April 30, 2018**

2017. The promotion to be made pending satisfactory completion of the required personnel processing.”

Chairman Lavery then invited any questions on the Resolution. No questions were presented and the Resolution was unanimously adopted.

### **PROMOTION OF DARREN CATTO TO TOLL LIEUTENANT-SOUTHERN REGION**

**R: 3529-04-18- PER-18-04-18**

Chairman Lavery addressed the Meeting and asked the Commission Members if, after their review, there were any questions.

At the conclusion of the review, Commissioner Janvey moved and Commissioner Laurenti seconded the adoption of the following Resolution:

**"RESOLVED**, by the Delaware River Joint Toll Bridge Commission at its Regular Meeting assembled this 30th day of April, 2018, via this Resolution, That Darren Catto be promoted to the position of Toll Lieutenant Southern Region in the Maintenance and Toll Operations Division, pursuant to the Operations Reorganization approved by the Board of Commissioners at the October 2017 Commission meeting. Compensation shall be set at \$78,620 per annum which is within the pay scale for the Toll Lieutenant position (\$72,971 - \$80,268), in accordance with the salary table approved by the Board of Commissioners at the October 2017 Commission meeting, and effective for all appointments, promotions and reclassifications made on or after November 20, 2017. The promotion to be made pending satisfactory completion of the required personnel processing.”

Chairman Lavery then invited any questions on the Resolution. No questions were presented and the Resolution was unanimously adopted.

### **PROMOTION OF KEVIN FEY TO TOLL LIEUTENANT-CENTRAL REGION**

**R: 3530-04-18- PER-19-04-18**

Chairman Lavery addressed the Meeting and asked the Commission Members if, after their review, there were any questions.

At the conclusion of the review, Commissioner Stanley moved and Vice Chairman Ahmad seconded the adoption of the following Resolution:

**"RESOLVED**, by the Delaware River Joint Toll Bridge Commission at its Regular Meeting assembled this 30th day of April, 2018, via this Resolution, that Kevin Fey be promoted to the position of Toll Lieutenant Central Region in the Maintenance and Toll Operations Division, pursuant to the Operations Reorganization approved by the Board of Commissioners at the

## **DELAWARE RIVER JOINT TOLL BRIDGE COMMISSION**

### **Meeting of April 30, 2018**

October 2017 Commission meeting. Compensation shall be set at \$78,620 per annum which is within the pay scale for the Toll Lieutenant position (\$72,971 - \$80,268), in accordance with the salary table approved by the Board of Commissioners at the October 2017 Commission meeting, and effective for all appointments, promotions and reclassifications made on or after November 20, 2017. The promotion to be made pending satisfactory completion of the required personnel processing.”

Chairman Lavery then invited any questions on the Resolution. No questions were presented and the Resolution was unanimously adopted.

### **PROMOTION OF SCOTT BRUMBAUGH TO TOLL LIEUTENANT-NORTHERN REGION**

#### **R: 3531-04-18- PER-20-04-18**

Chairman Lavery addressed the Meeting and asked the Commission Members if, after their review, there were any questions.

At the conclusion of the review, Commissioner Van Vliet moved and Commissioner Stanley seconded the adoption of the following Resolution:

**"RESOLVED**, by the Delaware River Joint Toll Bridge Commission at its Regular Meeting assembled this 30th day of April, 2018, via this Resolution, that Scott Brumbaugh be promoted to the position of Toll Lieutenant Northern Region in the Maintenance and Toll Operations Division, pursuant to the Operations Reorganization approved by the Board of Commissioners at the October 2017 Commission meeting. Compensation shall be set at \$78,620 per annum which is within the pay scale for the Toll Lieutenant position (\$72,971 - \$80,268), in accordance with the salary table approved by the Board of Commissioners at the October 2017 Commission meeting, and effective for all appointments, promotions and reclassifications made on or after November 20, 2017. The promotion to be made pending satisfactory completion of the required personnel processing.”

Chairman Lavery then invited any questions on the Resolution. No questions were presented and the Resolution was unanimously adopted.

### **PROMOTION OF MICHAEL GAZZILLO TO IT SUPPORT ANALYST**

#### **R: 3532-04-18- PER-21-04-18**

Chairman Lavery addressed the Meeting and asked the Commission Members if, after their review, there were any questions.

At the conclusion of the review, Commissioner Stanley moved and Vice Chairman Ahmad seconded the adoption of the following Resolution:

## **DELAWARE RIVER JOINT TOLL BRIDGE COMMISSION**

### **Meeting of April 30, 2018**

**"RESOLVED**, by the Delaware River Joint Toll Bridge Commission at its Regular Meeting assembled this 30th day of April, 2018, via this Resolution, that Michael Gazzillo be promoted to the position of IT Support Analyst in the IT Department, pursuant to the Operations Reorganization approved by the Board of Commissioners at the October 2017 Commission meeting. Compensation shall be set at \$69,192 per annum, which is within the pay scale for the IT Support Analyst position (\$69,192 - \$76,111), in accordance with the salary table approved by the Board of Commissioners at the October 2017 Commission meeting, and effective for all appointments, promotions and reclassifications made on or after November 20, 2017. The promotion to be made pending satisfactory completion of the required personnel processing."

Chairman Lavery then invited any questions on the Resolution. No questions were presented and the Resolution was unanimously adopted.

### **APPOINTMENT OF PHILIP BECKER TO MAINTENANCE WORKER III, CENTRAL REGION**

**R: 3533-04-18- PER-22-04-18**

Chairman Lavery addressed the Meeting and asked the Commission Members if, after their review, there were any questions.

At the conclusion of the review, Commissioner Van Vliet moved and Vice Chairman Ahmad seconded the adoption of the following Resolution:

**"RESOLVED**, by the Delaware River Joint Toll Bridge Commission at its Regular Meeting assembled this 30th day of April, 2018, via this Resolution, that Philip Becker be appointed to the position of Maintenance Worker III, Central Region in the Maintenance and Toll Operations Division, pursuant to the Operations Reorganization approved by the Board of Commissioners at the October 2017 Commission meeting. Compensation shall be set at \$40,000 per annum, which is the introductory step in the pay scale for the Maintenance Worker III position (\$40,000 - \$44,000), in accordance with the salary table approved by the Board of Commissioners at the October 2017 Commission meeting, and effective for all appointments, promotions and reclassifications made on or after November 20, 2017. The appointment to be made pending satisfactory completion of the required personnel processing."

Chairman Lavery then invited any questions on the Resolution. No questions were presented and the Resolution was unanimously adopted.

# **DELAWARE RIVER JOINT TOLL BRIDGE COMMISSION**

**Meeting of April 30, 2018**

## **APPROVAL FOR PAYMENT OF INVOICES STRADLEY RONON, PA LABOR COUNSEL**

**R: 3534-04-18- ACCT -01-04-18**

Chairman Lavery addressed the Meeting and asked the Commission Members if, after their review, there were any questions.

At the conclusion of the review, Commissioner Van Vliet moved and Commissioner Stanley seconded the adoption of the following Resolution:

**“RESOLVED**, by the Delaware River Joint Toll Bridge Commission at its Regular Meeting assembled this 30th day of April, via this Resolution, authorizes payment of invoices #18031896, #18031897, #18031898 and #18031893 in the total amount of \$ 12,217.16 Professional Services Rendered to Stradley Ronon, PA Labor Counsel.”

**“RESOLVED:** identifying the Operating Fund as the source of funds required for any and all disbursements.”

Chairman Lavery then invited any questions on the Resolution. No questions were presented and the Resolution was unanimously adopted.

## **APPROVAL FOR PAYMENT OF INVOICES FLORIO, PERRUCCI, STEINHARDT AND FADER, NJ LEGAL COUNSEL**

**R: 3535-04-18- ACCT -02-04-18**

Chairman Lavery addressed the Meeting and asked the Commission Members if, after their review, there were any questions.

At the conclusion of the review, Commissioner Van Vliet moved and Commissioner Stanley seconded the adoption of the following Resolution:

**“RESOLVED**, by the Delaware River Joint Toll Bridge Commission at its Regular Meeting assembled this 30th day of April, 2018, via this Resolution authorizes payment of invoices #147971, and # 147061 in the total amount due of \$15,640.00 for Capital and Non-Capital Professional Services to Florio, Perrucci, Steinhardt and Fader, NJ Legal Counsel.”

**“RESOLVED**, identifying the Operating Fund as the source of funds required for any and all disbursements.”

Chairman Lavery then invited any questions on the Resolution. No questions were presented and the Resolution was unanimously adopted.

# **DELAWARE RIVER JOINT TOLL BRIDGE COMMISSION**

**Meeting of April 30, 2018**

## **APPROVAL FOR PAYMENT OF INVOICES**

**CHIESA SHAHINIAN & GIANTOMASI, NJ LABOR COUNSEL**

**R: 3536-04-18- ACCT -03-04-18**

Chairman Lavery addressed the Meeting and asked the Commission Members if, after their review, there were any questions.

At the conclusion of the review, Commissioner Van Vliet moved and Commissioner Stanley seconded the adoption of the following Resolution:

**“RESOLVED**, by the Delaware River Joint Toll Bridge Commission at its Regular Meeting assembled this 30th day of April, 2018, via this Resolution authorizes payment of invoices #377292, #377289 #379496 and #377291 in the total amount due of \$ 19,013.11 for professional services rendered to Chiesa, Shahinian & Giantomasi, New Jersey Labor Counsel.”

**“RESOLVED:** identifying the Operating Fund as the source of funds required for any and all disbursements.”

Chairman Lavery then invited any questions on the Resolution. No questions were presented and the Resolution was unanimously adopted.

## **APPROVAL FOR PAYMENT OF INVOICE**

**ARCHER LAW, PA LEGAL COUNSEL**

**R: 3537-04-18- ACCT -04-04-18**

Chairman Lavery addressed the Meeting and asked the Commission Members if, after their review, there were any questions.

At the conclusion of the review, Commissioner Van Vliet moved and Commissioner Stanley seconded the adoption of the following Resolution:

**“RESOLVED**, by the Delaware River Joint Toll Bridge Commission at its Regular Meeting assembled this 30th day of April, 2018, via this Resolution authorizes payment of invoices #4116201, #4116202, #4116200, and #4116199 in the total amount due of \$13,651.14 for Professional Services Rendered..”

**“RESOLVED:** identifying the Operating Fund as the source of funds required for any and all disbursements.”

Chairman Lavery then invited any questions on the Resolution. No questions were presented and the Resolution was unanimously adopted.

# **DELAWARE RIVER JOINT TOLL BRIDGE COMMISSION**

**Meeting of April 30, 2018**

## **INVITE ANY COMMENTS FROM THE PUBLIC**

Chairman Lavery invited any Comments from the public.

## **SCHEDULING OF THE MAY 21, 2018 "ANNUAL MEETING-ELECTION OF OFFICERS"**

Chairman Lavery addressed the Meeting and stated that the Commission's next meeting will be the "Annual Meeting-Election of Officers" scheduled to be held Monday, May 21, 2018.

The Annual Meeting-Election of Officers will be called to Order at 10:30 a.m. in the Boardroom at the New Hope Executive Offices, New Hope Pennsylvania 18938-9519.

Appointment of the Nominating Committee consisting of all Commissioners except the Chairman and Vice Chairman. The Nominating Committee shall meet prior to the "Annual Meeting" and make nominations for the election of the office of Chairman, Vice Chairman and Secretary -Treasurer.

## **ADJOURNMENT**

Chairman Lavery invited a motion for Adjournment.

Commissioner Stanley then moved that the Meeting be adjourned and Vice Chairman Ahmad seconded the motion. The voice vote was unanimously affirmative and the Meeting was adjourned at 10:50 am, Monday, April 30, 2018.

**Prepared and submitted by:**



WENDY READING

Assistant Secretary Treasurer to the Commission

**Approved by:**



JOSEPH J. RESTA

Executive Director

# **DELAWARE RIVER JOINT TOLL BRIDGE COMMISSION**

**Meeting of April 30, 2018**

## **FINANCE**

The following Pages reflect the reports on those items assigned to the Finance Department. Each item is reported separately and page numbered accordingly.

**DELAWARE RIVER JOINT TOLL BRIDGE COMMISSION**

**Meeting of April 30, 2018**

<b>SUBJECT</b>	<b>DESCRIPTION</b>	<b>PAGE NUMBER</b>
<b>Accounting</b>	<b>Status of Cash Balances at March 31, 2018</b>	<b>1</b>
<b>Accounting</b>	<b>Status of Bond Retirement at March 31, 2018</b>	<b>2</b>
<b>Accounting</b>	<b>Status of Investments at March 31, 2018</b>	<b>3-7</b>
<b>Accounting</b>	<b>Status of Toll Traffic and Revenue &amp; Toll Supported Traffic Month of March 2018 Compared with Month of March 2017</b>	<b>8-21</b>
<b>Accounting</b>	<b>Statistical Summary of Expenditures on Toll Bridges and Toll Supported Bridges Accounts for the Period March 1, 2018 through March 31, 2018</b>	<b>22-34</b>
<b>Accounting</b>	<b>Statement of Revenue and Expenses: Three Months Period ending March 31, 2018</b>	<b>35</b>



**DELAWARE RIVER JOINT TOLL BRIDGE COMMISSION**

**Meeting of April 30, 2018**

**There follows Cash Balances of the Commission at March 31, 2018 for the  
information and review of the Members:**

**COMMISSION CASH DEPOSITS**

Wells Fargo Bank, N. A.

Revenue Fund	8,886,677
Payroll Fund	68,324
Insurance Clearing Account	750,000
<b>TOTAL</b>	<b>\$ 9,705,001</b>

**CASH DEPOSIT GUARANTEES**

<b>Wells Fargo Bank</b>	<b>PA ACT 72</b>	<b>FULL BALANCE</b>
-------------------------	------------------	---------------------

# DELAWARE RIVER JOINT TOLL BRIDGE COMMISSION

Meeting of April 30, 2018

## STATUS OF BRIDGE REVENUE BONDS AT March 31, 2018

Maturity	SERIES 2005A				SERIES 2007B				SERIES 2012A				SERIES 2012B				SERIES 2015				SERIES 2017				Total
	Yield	Principal Amount	Maturities & Calls	Yield	Principal Amount	Maturities & Calls	Yield	Principal Amount	Maturities & Calls	Yield	Principal Amount	Maturities & Calls	Yield	Principal Amount	Maturities & Calls	Yield	Principal Amount	Maturities & Calls	Yield	Principal Amount	Maturities & Calls	Average Yield	Remaining Outstanding		
7/1/2005	2.35%	\$ 330,000	\$ 330,000		N/A																	-	-		
7/1/2006	2.50%	895,000	895,000		N/A																	-	-		
7/1/2007	2.76%	930,000	930,000		N/A																	-	-		
7/1/2008	2.90%	965,000	965,000	4.23%	\$ 3,350,000	\$ 3,350,000																-	-		
7/1/2009	3.06%	1,005,000	1,005,000	4.23%	3,350,000	3,350,000	4.23%	3,350,000	3,350,000													-	-		
7/1/2010	3.23%	1,045,000	1,045,000	4.23%	3,650,000	3,650,000	4.23%	3,650,000	3,650,000													-	-		
7/1/2011	3.39%	1,095,000	1,095,000	4.23%	3,850,000	3,850,000	4.23%	3,850,000	3,850,000													-	-		
7/1/2012	3.53%	1,150,000	1,150,000	4.23%	3,950,000	3,950,000	4.23%	3,950,000	3,950,000													-	-		
7/1/2013	3.66%	1,210,000	1,210,000	4.23%	4,200,000	4,200,000	4.23%	4,200,000	4,200,000	0.35%	4,435,000	4,435,000	0.60%	3,430,000	3,430,000	0.60%	3,430,000	3,430,000				-	-		
7/1/2014	3.76%	5,000,000	5,000,000	4.23%	4,350,000	4,350,000	4.23%	4,350,000	4,350,000	1.01%	N/A	N/A	1.01%	3,360,000	3,360,000	1.01%	3,360,000	3,360,000				-	-		
7/1/2015	3.85%	5,220,000	5,220,000	4.23%	4,450,000	4,450,000	4.23%	4,450,000	4,450,000	1.30%	N/A	N/A	1.30%	3,385,000	3,385,000	1.30%	3,385,000	3,385,000				-	-		
7/1/2016	3.96%	5,540,000	5,540,000	4.23%	4,800,000	4,800,000	4.23%	4,800,000	4,800,000	1.61%	1,030,000	1,030,000	1.61%	3,440,000	3,440,000	1.61%	3,440,000	3,440,000				-	-		
7/1/2017	4.02%	5,835,000	5,835,000	4.23%	4,950,000	4,950,000	4.23%	4,950,000	4,950,000	1.84%	1,065,000	1,065,000	1.84%	3,490,000	3,490,000	1.84%	3,490,000	3,490,000				-	-		
7/1/2018	4.04%	6,155,000	1,565,000	4.23%	5,250,000		4.23%	5,250,000		2.18%	1,100,000		2.18%	3,560,000		2.18%	3,560,000		1.47%	2,410,000		3.45%	14,500,000		
7/1/2019	4.09%	6,480,000	1,645,000	4.23%	5,450,000		4.23%	5,450,000		1.61%	1,145,000		1.61%	N/A		1.61%	N/A		1.62%	2,410,000		3.48%	13,840,000		
7/1/2020	4.13%	6,840,000	1,735,000	4.23%	5,650,000		4.23%	5,650,000		1.90%	1,195,000		1.90%	N/A		1.90%	N/A		1.62%	2,540,000		3.39%	15,435,000		
7/1/2021	4.14%	1,825,000	1,825,000	4.23%	5,950,000		4.23%	5,950,000		2.14%	6,825,000		2.14%	N/A		2.14%	N/A		1.86%	2,540,000		3.28%	16,190,000		
7/1/2022	4.19%	1,920,000	1,920,000	4.23%	6,250,000		4.23%	6,250,000		2.33%	4,000,000		2.33%	N/A		2.33%	N/A		2.10%	2,695,000		3.02%	14,685,000		
7/1/2023	4.23%	2,020,000	2,020,000	4.23%	6,550,000		4.23%	6,550,000		2.33%	3,165,000		2.33%	N/A		2.33%	N/A		2.34%	2,795,000		3.04%	3,165,000		
7/1/2024	4.35%	2,125,000	2,125,000	4.23%	6,800,000		4.23%	6,800,000		2.50%	7,445,000		2.50%	N/A		2.50%	N/A		2.43%	2,935,000		3.04%	18,655,000		
7/1/2025	4.35%	2,235,000	2,235,000	4.23%	7,150,000		4.23%	7,150,000		2.60%	8,205,000		2.60%	N/A		2.60%	N/A		2.55%	3,015,000		3.11%	19,520,000		
7/1/2026	4.67%	2,345,000	2,345,000	4.23%	7,450,000		4.23%	7,450,000		2.73%	5,000,000		2.73%	N/A		2.73%	N/A		2.52%	1,070,000		3.22%	19,440,000		
7/1/2027	4.67%	2,450,000	2,450,000	4.23%	7,800,000		4.23%	7,800,000		3.01%	3,620,000		3.01%	N/A		3.01%	N/A		2.73%	3,180,000		3.44%	15,630,000		
7/1/2028	4.67%	2,560,000	2,560,000	4.23%	8,200,000		4.23%	8,200,000		3.06%	7,015,000	1,210,000	3.06%	N/A		3.06%	N/A		2.80%	20,000		3.57%	3,620,000		
7/1/2029	4.67%	2,675,000	2,675,000	4.23%	8,550,000		4.23%	8,550,000		3.12%	2,000,000		3.12%	N/A		3.12%	N/A		3.28%	3,380,000		3.57%	18,165,000		
7/1/2030	4.67%	2,795,000	2,795,000	4.23%	8,900,000		4.23%	8,900,000		3.17%	9,355,000		3.17%	N/A		3.17%	N/A		3.04%	3,480,000		3.60%	2,000,000		
7/1/2031	N/A	N/A	N/A	4.23%	9,350,000		4.23%	9,350,000		3.21%	1,345,000		3.21%	N/A		3.21%	N/A		3.08%	8,380,000		3.53%	21,755,000		
7/1/2032	N/A	N/A	N/A	4.23%	9,800,000		4.23%	9,800,000		3.27%	1,385,000		3.27%	N/A		3.27%	N/A		3.10%	8,845,000		3.59%	22,800,000		
7/1/2033	N/A	N/A	N/A	4.23%	N/A		4.23%	N/A			N/A			N/A			N/A		3.14%	3,785,000		3.62%	23,900,000		
7/1/2034	N/A	N/A	N/A		N/A			N/A			N/A			N/A			N/A		3.55%	545,000		3.70%	25,080,000		
7/1/2035	N/A	N/A	N/A		N/A			N/A			N/A			N/A			N/A		3.56%	10,595,000		3.47%	26,310,000		
7/1/2036	N/A	N/A	N/A		N/A			N/A			N/A			N/A			N/A		3.56%	11,020,000		3.52%	27,520,000		
7/1/2037	N/A	N/A	N/A		N/A			N/A			N/A			N/A			N/A		3.60%	11,460,000		3.57%	28,785,000		
7/1/2038	N/A	N/A	N/A		N/A			N/A			N/A			N/A			N/A		3.64%	11,920,000		3.52%	30,110,000		
7/1/2039	N/A	N/A	N/A		N/A			N/A			N/A			N/A			N/A		3.59%	11,920,000		3.63%	32,015,000		
7/1/2040	N/A	N/A	N/A		N/A			N/A			N/A			N/A			N/A		3.64%	22,015,000		3.59%	22,015,000		
7/1/2041	N/A	N/A	N/A		N/A			N/A			N/A			N/A			N/A		3.64%	23,115,000		3.64%	23,115,000		
7/1/2042	N/A	N/A	N/A		N/A			N/A			N/A			N/A			N/A		3.64%	24,270,000		3.64%	24,270,000		
7/1/2043	N/A	N/A	N/A		N/A			N/A			N/A			N/A			N/A		3.64%	25,485,000		3.64%	25,485,000		
7/1/2044	N/A	N/A	N/A		N/A			N/A			N/A			N/A			N/A		3.64%	26,760,000		3.64%	26,760,000		
7/1/2045	N/A	N/A	N/A		N/A			N/A			N/A			N/A			N/A		3.64%	28,100,000		3.64%	28,100,000		
7/1/2046	N/A	N/A	N/A		N/A			N/A			N/A			N/A			N/A		3.69%	15,930,000		3.69%	15,930,000		
7/1/2047	N/A	N/A	N/A		N/A			N/A			N/A			N/A			N/A		4.04%	13,575,000		4.04%	13,575,000		
7/1/2048	N/A	N/A	N/A		N/A			N/A			N/A			N/A			N/A		3.69%	16,590,000		3.69%	16,590,000		
7/1/2049	N/A	N/A	N/A		N/A			N/A			N/A			N/A			N/A		4.04%	14,255,000		4.04%	14,255,000		
7/1/2050	N/A	N/A	N/A		N/A			N/A			N/A			N/A			N/A		3.69%	17,275,000		3.69%	17,275,000		
7/1/2051	N/A	N/A	N/A		N/A			N/A			N/A			N/A			N/A		4.04%	14,965,000		4.04%	14,965,000		
7/1/2052	N/A	N/A	N/A		N/A			N/A			N/A			N/A			N/A		3.69%	17,990,000		3.69%	17,990,000		
7/1/2053	N/A	N/A	N/A		N/A			N/A			N/A			N/A			N/A		4.04%	15,715,000		4.04%	15,715,000		
7/1/2054	N/A	N/A	N/A		N/A			N/A			N/A			N/A			N/A		3.69%	18,745,000		3.69%	18,745,000		
7/1/2055	N/A	N/A	N/A		N/A			N/A			N/A			N/A			N/A		4.04%	16,490,000		4.04%	16,490,000		
7/1/2056	N/A	N/A	N/A		N/A			N/A			N/A			N/A			N/A								
7/1/2057	N/A	N/A	N/A		N/A			N/A			N/A			N/A			N/A								
7/1/2058	N/A	N/A	N/A		N/A			N/A			N/A			N/A			N/A								
7/1/2059	N/A	N/A	N/A		N/A			N/A			N/A			N/A			N/A								
7/1/2060	N/A	N/A	N/A		N/A			N/A			N/A			N/A			N/A								
7/1/2061	N/A	N/A	N																						



# Delaware River Joint Toll Bridge Commission

DRJTBC

## Delaware River Joint TBC Purchases Report Sorted by Fund - Maturity Date March 1, 2018 - March 31, 2018

CUSIP	Investment #	Fund	Sec. Type	Issuer	Original Par Value	Purchase Date	Payment Periods	Principal Purchased	Accrued Interest at Purchase	Rate at Purchase	Maturity Date	YTM	Ending Book Value
<b>General Reserve Fund</b>													
64105HGB2	10561	01GRF	ACP	NESTLE	4,000,000.00	03/15/2018	07/11 - At Maturity	3,972,728.88		2.080	07/11/2018	2.094	3,976,657.77
67983UHL0	10562	01GRF	ACP	OLDLIN	4,000,000.00	03/15/2018	08/20 - At Maturity	3,960,324.44		2.260	08/20/2018	2.283	3,964,593.33
912796QA0	10563	01GRF	ATD	USTR	4,250,000.00	03/29/2018	09/27 - At Maturity	4,209,283.81		1.895	09/27/2018	1.940	4,209,954.96
912828T42	10558	01GRF	TRC	USTR	9,000,000.00	03/01/2018	03/31 - 09/30	8,939,531.25	28,186.81	0.750	09/30/2018	1.915	8,948,331.87
			<b>Subtotal</b>		<b>21,250,000.00</b>			<b>21,081,868.38</b>	<b>28,186.81</b>				<b>21,099,537.93</b>
<b>Construction Fund 2017</b>													
19121BLE7	10559	06CF17	ACP	COCACO	8,000,000.00	03/07/2018	11/14 - At Maturity	7,879,600.00		2.150	11/14/2018	2.217	7,891,544.44
64105HMA7	10560	06CF17	ACP	NESTLE	7,000,000.00	03/15/2018	12/10 - At Maturity	6,881,875.00		2.250	12/10/2018	2.321	6,889,312.50
			<b>Subtotal</b>		<b>15,000,000.00</b>			<b>14,761,475.00</b>	<b>0.00</b>				<b>14,780,856.94</b>
			<b>Total Purchases</b>		<b>36,250,000.00</b>			<b>35,843,343.38</b>	<b>28,186.81</b>				<b>35,880,394.87</b>



Delaware River  
Joint Toll Bridge  
Commission

Delaware River Joint TBC  
Investment Classification  
Sorted by Fund - Maturity Date  
March 31, 2018

DRJTBC

CUSIP	Investment #	Fund	Issuer	Investment Class	Par Value	YTM	Maturity Date	Market Price	Market Date	Market Value	Book Value	Reported Value
<b>Debt Service Fund</b>												
38145C752	10113	01DSF	Goldman Sachs Ila Fed Port	Amort	894,319.70	0.855		100.000	03/31/2018	894,319.70	894,319.70	894,319.70
				Subtotal	894,319.70	0.855				894,319.70	894,319.70	894,319.70
<b>General Reserve Fund</b>												
38145C752	10115	01GRF	Goldman Sachs Ila Fed Port	Amort	0.00	0.822		100.000	03/31/2018	0.00	0.00	0.00
PAINVEST	10050	01GRF	PA Invest	Amort	5,159,445.92	1.575		100.000	03/31/2018	5,159,445.92	5,159,445.92	5,159,445.92
PAINVEST	10462	01GRF	PA Invest	Amort	21,048,955.46	1.575		100.000	03/31/2018	21,048,955.46	21,048,955.46	21,048,955.46
3137EAE3	10401	01GRF	Federal National Mtg Assn	Fair	10,000,000.00	0.870	04/09/2018	99.981	03/31/2018	9,998,100.00	9,999,732.87	9,998,100.00
912828Q84	10494	01GRF	U.S. Treasury	Fair	7,000,000.00	1.190	04/30/2018	99.936	03/31/2018	6,995,520.00	6,997,562.47	6,995,520.00
88328HEJ9	10501	01GRF	Ontario Teachers Finan	Fair	6,000,000.00	1.477	05/18/2018	98.976	03/31/2018	5,938,616.64	5,988,641.66	5,938,616.64
3135GOWJ8	10400	01GRF	Federal National Mtg Assn	Fair	10,000,000.00	0.877	05/21/2018	99.886	03/31/2018	9,988,600.00	9,999,951.61	9,988,600.00
912828VE7	10500	01GRF	U.S. Treasury	Fair	7,500,000.00	1.205	05/31/2018	99.886	03/31/2018	7,491,450.00	7,497,479.60	7,491,450.00
88602UFF2	10530	01GRF	Thunder Bay Funding LLC CP	Fair	5,000,000.00	1.745	06/15/2018	99.125	03/31/2018	4,956,269.45	4,981,379.17	4,956,269.45
912828XF2	10523	01GRF	U.S. Treasury	Fair	9,000,000.00	1.388	06/15/2018	99.870	03/31/2018	8,988,300.00	8,995,149.42	8,988,300.00
912828R93	10417	01GRF	U.S. Treasury	Fair	6,000,000.00	1.051	06/30/2018	99.713	03/31/2018	5,982,780.00	5,993,743.74	5,982,780.00
64105HGB2	10561	01GRF	Nestle Capital Corp CP	Fair	4,000,000.00	2.094	07/11/2018	99.318	03/31/2018	3,972,728.88	3,976,657.77	3,972,728.88
912828XK1	10526	01GRF	U.S. Treasury	Fair	5,000,000.00	1.492	07/15/2018	98.732	03/31/2018	4,986,600.00	4,991,146.41	4,986,600.00
912828S68	10418	01GRF	U.S. Treasury	Fair	6,000,000.00	1.089	07/31/2018	99.847	03/31/2018	5,978,820.00	5,993,311.47	5,978,820.00
06417KH28	10534	01GRF	Bank of Nova Scotia NY CP	Fair	6,000,000.00	1.933	08/02/2018	98.933	03/31/2018	5,936,033.34	5,961,050.00	5,936,033.34
67963UHL0	10562	01GRF	Old Line Funding LLC	Fair	4,000,000.00	2.282	08/20/2018	99.008	03/31/2018	3,960,324.44	3,964,593.33	3,960,324.44
9128282C3	10419	01GRF	U.S. Treasury	Fair	6,000,000.00	1.118	08/31/2018	99.535	03/31/2018	5,972,100.00	5,990,919.11	5,972,100.00
3130A9AC5	10403	01GRF	Federal Home Loan Bank	Fair	10,000,000.00	1.100	09/21/2018	99.582	03/31/2018	9,958,200.00	10,000,000.00	9,958,200.00
912796QA0	10563	01GRF	U.S. Treasury	Fair	4,250,000.00	1.939	09/27/2018	99.059	03/31/2018	4,210,016.34	4,209,954.96	4,210,016.34
912828T42	10558	01GRF	U.S. Treasury	Fair	9,000,000.00	1.915	09/30/2018	99.424	03/31/2018	8,948,160.00	8,948,331.87	8,948,160.00
3134GASE5	10405	01GRF	Federal Home Loan Mtg Corp	Fair	7,000,000.00	1.050	10/26/2018	99.448	03/31/2018	6,961,360.00	7,000,000.00	6,961,360.00
912828T83	10547	01GRF	U.S. Treasury	Fair	9,000,000.00	1.800	10/31/2018	99.303	03/31/2018	8,937,270.00	8,945,489.72	8,937,270.00
9612C1L54	10548	01GRF	WestPac Banking Corp	Fair	3,000,000.00	2.079	11/05/2018	98.438	03/31/2018	2,953,140.84	2,963,121.67	2,953,140.84
19121BLF4	10550	01GRF	Coca Cola	Fair	6,000,000.00	1.992	11/15/2018	98.487	03/31/2018	5,909,233.32	5,926,090.00	5,909,233.32
3134GAXX7	10406	01GRF	Federal Home Loan Mtg Corp	Fair	2,500,000.00	1.187	11/30/2018	99.337	03/31/2018	2,483,425.00	2,498,755.21	2,483,425.00
3134GAYQ1	10415	01GRF	Federal Home Loan Mtg Corp	Fair	9,100,000.00	1.118	12/05/2018	99.370	03/31/2018	9,042,670.00	9,097,687.08	9,042,670.00
912828U99	10493	01GRF	U.S. Treasury	Fair	7,000,000.00	1.304	12/31/2018	99.403	03/31/2018	6,958,210.00	6,997,164.30	6,958,210.00
912828N63	10414	01GRF	U.S. Treasury	Fair	9,000,000.00	1.198	01/15/2019	99.254	03/31/2018	8,932,860.00	8,994,880.53	8,932,860.00

Portfolio DRJ

AP

IC (PRF\_IC) 7.1.1

Report Ver. 7.3.2

Data Updated: ~REPORT~: 04/06/2018 11:51

Run Date: 04/06/2018 - 11:51

**Delaware River Joint TBC  
Investment Classification  
March 31, 2018**

Page 2

CUSIP	Investment #	Fund	Issuer	Investment Class	Par Value	YTM	Maturity Date	Market Price	Market Date	Market Value	Book Value	Reported Value
<b>General Reserve Fund</b>												
31350Z44	10535	01GRF	Federal National Mtg Assn	Fair	4,000,000.00	1.904	02/19/2019	99.786	03/31/2018	3,991,440.00	3,998,956.31	3,991,440.00
31350J53	10508	01GRF	Federal National Mtg Assn	Fair	3,000,000.00	1.486	02/26/2019	98.961	03/31/2018	2,968,830.00	2,987,153.64	2,968,830.00
3133782M2	10518	01GRF	Federal Home Loan Bank	Fair	5,000,000.00	1.579	03/08/2019	99.413	03/31/2018	4,970,650.00	4,996,190.59	4,970,650.00
3130ACL93	10516	01GRF	Federal Home Loan Bank	Fair	5,000,000.00	1.517	04/26/2019	99.281	03/31/2018	4,964,050.00	4,999,108.80	4,964,050.00
912828ST8	10536	01GRF	U.S. Treasury	Fair	4,000,000.00	1.945	04/30/2019	99.041	03/31/2018	3,961,640.00	3,970,407.73	3,961,640.00
912828WM0	10525	01GRF	U.S. Treasury	Fair	5,000,000.00	1.744	05/31/2019	99.231	03/31/2018	4,961,550.00	4,986,038.91	4,961,550.00
3130ACJ96	10510	01GRF	Federal Home Loan Bank	Fair	5,000,000.00	1.551	06/28/2019	99.168	03/31/2018	4,958,400.00	4,996,890.75	4,958,400.00
912828XV7	10537	01GRF	U.S. Treasury	Fair	4,500,000.00	1.970	06/30/2019	98.856	03/31/2018	4,448,520.00	4,460,237.41	4,448,520.00
912828T6	10509	01GRF	U.S. Treasury	Fair	3,000,000.00	1.507	08/31/2019	98.662	03/31/2018	2,959,860.00	2,989,272.14	2,959,860.00
3130ACLX0	10517	01GRF	Federal Home Loan Bank	Fair	6,000,000.00	1.625	10/30/2019	99.068	03/31/2018	5,944,080.00	6,000,000.00	5,944,080.00
<b>Subtotal</b>					<b>238,058,401.38</b>	<b>1.463</b>				<b>236,778,209.63</b>	<b>237,506,051.63</b>	<b>236,778,209.63</b>
<b>Operating Fund</b>												
38145C752	10108	01OF	Goldman Sachs Ila Fed Port	Amort	45,804.23	0.655		100.000	03/31/2018	45,804.23	45,804.23	45,804.23
912796PP8	10546	01OF	U.S. Treasury	Fair	5,770,000.00	1.887	01/31/2019	98.031	03/31/2018	5,656,421.13	5,680,247.65	5,656,421.13
<b>Subtotal</b>					<b>5,815,804.23</b>	<b>1.877</b>				<b>5,702,225.36</b>	<b>5,726,051.88</b>	<b>5,702,225.36</b>
<b>Reserve Maintenance Fund</b>												
38145C752	10106	01RMF	Goldman Sachs Ila Fed Port	Amort	40,101.36	0.655		100.000	03/31/2018	40,101.36	40,101.36	40,101.36
912796PP8	10545	01RMF	U.S. Treasury	Fair	6,113,000.00	1.887	01/31/2019	98.031	03/31/2018	5,992,669.39	6,017,912.29	5,992,669.39
<b>Subtotal</b>					<b>6,153,101.36</b>	<b>1.879</b>				<b>6,032,770.75</b>	<b>6,058,013.65</b>	<b>6,032,770.75</b>
<b>Scudder Falls Insurance Reserv</b>												
38145C752	10506	01SFR	Goldman Sachs Ila Fed Port	Amort	383.40	0.001		100.000	03/31/2018	383.40	383.40	383.40
912828K5	10507	01SFR	U.S. Treasury	Fair	4,054,000.00	1.270	07/31/2019	99.246	03/31/2018	4,023,432.84	4,059,576.75	4,023,432.84
<b>Subtotal</b>					<b>4,054,383.40</b>	<b>1.269</b>				<b>4,023,816.24</b>	<b>4,059,960.15</b>	<b>4,023,816.24</b>
<b>Debt Service Reserve 2005A</b>												
38145C752	10110	05DSRF05	Goldman Sachs Ila Fed Port	Amort	29,209.24	0.655		100.000	03/31/2018	29,209.24	29,209.24	29,209.24
3133EFKW6	10379	05DSRF05	Federal Farm Credit Bank	Fair	1,991,000.00	1.030	10/26/2018	99.476	03/31/2018	1,980,567.16	1,990,776.72	1,980,567.16
912796PP8	10551	05DSRF05	U.S. Treasury	Fair	993,000.00	1.888	01/31/2019	98.031	03/31/2018	973,453.41	977,541.27	973,453.41
<b>Subtotal</b>					<b>3,013,209.24</b>	<b>1.306</b>				<b>2,983,229.81</b>	<b>2,997,527.23</b>	<b>2,983,229.81</b>
<b>Capitalized Interest Acc 2017</b>												
38145C752	10423	06CAPINT1	Goldman Sachs Ila Fed Port	Amort	65,499.74	0.655		100.000	03/31/2018	65,499.74	65,499.74	65,499.74
912828R93	10532	06CAPINT1	U.S. Treasury	Fair	931,000.00	1.545	06/30/2018	99.713	03/31/2018	928,328.03	928,885.39	928,328.03

Portfolio DRJ  
AP  
IC (PRF\_IC) 7.1.1  
Report Ver. 7.3.2



**Delaware River Joint TBC**  
Investment Classification  
March 31, 2018

Page 3

CUSIP	Investment #	Fund	Issuer	Investment Class	Par Value	YTM	Maturity Date	Market Price	Market Date	Market Value	Book Value	Reported Value
912828U99	10533	06CAPINT1	U.S. Treasury	Fair	6,064,000.00	1.809	12/31/2018	99.403	03/31/2018	6,027,797.92	6,038,899.10	6,027,797.92
<b>Capitalized Interest Acc 2017</b>					<b>7,060,499.74</b>	<b>1.763</b>				<b>7,021,625.69</b>	<b>7,033,284.23</b>	<b>7,021,625.69</b>
<b>Construction Fund 2017</b>												
38145CF752	10424	06CF17	Goldman Sachs Ila Fed Port	Amort	0.00	0.001		100.000	03/31/2018	0.00	0.00	0.00
PAINVEST	10463	06CF17	PA Invest	Amort	14,163,275.76	1.575		100.000	03/31/2018	14,163,275.76	14,163,275.76	14,163,275.76
191218DB2	10498	06CF17	Coca Cola	Fair	10,000,000.00	1.396	04/11/2018	99.108	03/31/2018	9,910,844.40	9,996,222.22	9,910,844.40
89233HDK7	10504	06CF17	TOYOTA Motor Credit CP	Fair	9,000,000.00	1.482	04/19/2018	99.168	03/31/2018	8,925,174.99	8,993,430.00	8,925,174.99
67983UDP5	10555	06CF17	Old Line Funding LLC	Fair	4,000,000.00	1.805	04/23/2018	99.695	03/31/2018	3,987,800.00	3,995,600.00	3,987,800.00
67983UEH2	10556	06CF17	Old Line Funding LLC	Fair	4,000,000.00	1.938	05/17/2018	99.544	03/31/2018	3,981,772.24	3,990,135.55	3,981,772.24
89233HEM2	10505	06CF17	TOYOTA Motor Credit CP	Fair	14,000,000.00	1.517	05/21/2018	99.019	03/31/2018	13,862,671.62	13,971,027.78	13,862,671.62
912828R51	10540	06CF17	U.S. Treasury	Fair	5,000,000.00	1.477	05/31/2018	99.866	03/31/2018	4,993,300.00	4,995,019.53	4,993,300.00
89960KF15	10499	06CF17	Svenska Handelsbanken	Fair	15,000,000.00	1.495	06/01/2018	98.889	03/31/2018	14,833,356.30	14,962,764.58	14,833,356.30
88602UFF2	10531	06CF17	Thunder Bay Funding LLC CP	Fair	3,500,000.00	1.745	06/15/2018	99.125	03/31/2018	3,469,388.62	3,487,385.42	3,469,388.62
88602UFN5	10557	06CF17	Thunder Bay Funding LLC CP	Fair	4,000,000.00	1.993	06/22/2018	99.340	03/31/2018	3,973,600.00	3,981,960.00	3,973,600.00
912828XK1	10529	06CF17	U.S. Treasury	Fair	10,000,000.00	1.492	07/15/2018	99.732	03/31/2018	9,973,200.00	9,982,292.81	9,973,200.00
912828S68	10490	06CF17	U.S. Treasury	Fair	10,000,000.00	1.239	07/31/2018	99.647	03/31/2018	9,964,700.00	9,983,940.12	9,964,700.00
912828S68	10541	06CF17	U.S. Treasury	Fair	5,000,000.00	1.608	07/31/2018	99.647	03/31/2018	4,982,350.00	4,985,768.06	4,982,350.00
912828K82	10527	06CF17	U.S. Treasury	Fair	15,000,000.00	1.533	08/15/2018	99.688	03/31/2018	14,953,200.00	14,970,348.84	14,953,200.00
912828C23	10524	06CF17	U.S. Treasury	Fair	5,000,000.00	1.501	08/31/2018	99.535	03/31/2018	4,976,750.00	4,984,537.76	4,976,750.00
912828C3	10544	06CF17	U.S. Treasury	Fair	5,000,000.00	1.692	08/31/2018	99.535	03/31/2018	4,976,750.00	4,980,675.12	4,976,750.00
912828L40	10538	06CF17	U.S. Treasury	Fair	5,000,000.00	1.739	09/15/2018	99.612	03/31/2018	4,980,600.00	4,983,332.19	4,980,600.00
912828T42	10528	06CF17	U.S. Treasury	Fair	20,000,000.00	1.594	09/30/2018	99.424	03/31/2018	19,884,800.00	19,916,745.48	19,884,800.00
3137EAD7	10513	06CF17	Federal Home Loan Mtg Corp	Fair	5,000,000.00	1.464	10/12/2018	99.443	03/31/2018	4,972,150.00	4,984,525.21	4,972,150.00
912828L81	10539	06CF17	U.S. Treasury	Fair	5,000,000.00	1.778	10/15/2018	99.416	03/31/2018	4,970,800.00	4,975,896.01	4,970,800.00
912828T83	10522	06CF17	U.S. Treasury	Fair	15,000,000.00	1.465	10/31/2018	99.303	03/31/2018	14,895,450.00	14,938,110.55	14,895,450.00
19121BLE7	10559	06CF17	Coca Cola	Fair	8,000,000.00	2.216	11/14/2018	98.495	03/31/2018	7,879,600.00	7,891,544.44	7,879,600.00
912828U40	10542	06CF17	U.S. Treasury	Fair	5,000,000.00	1.848	11/30/2018	99.334	03/31/2018	4,966,700.00	4,972,118.66	4,966,700.00
64105HMA7	10560	06CF17	Nestle Capital Corp CP	Fair	7,000,000.00	2.320	12/10/2018	98.312	03/31/2018	6,889,312.50	6,889,312.50	6,881,875.00
912828U99	10492	06CF17	U.S. Treasury	Fair	10,000,000.00	1.303	12/31/2018	99.403	03/31/2018	9,940,300.00	9,996,051.26	9,940,300.00
912828V56	10543	06CF17	U.S. Treasury	Fair	5,000,000.00	1.925	01/31/2019	99.211	03/31/2018	4,960,550.00	4,967,032.34	4,960,550.00
3137EADZ9	10512	06CF17	Federal Home Loan Mtg Corp	Fair	6,000,000.00	1.548	04/15/2019	98.935	03/31/2018	5,936,100.00	5,974,013.98	5,936,100.00
3130ACL93	10519	06CF17	Federal Home Loan Bank	Fair	3,000,000.00	1.599	04/26/2019	99.281	03/31/2018	2,978,430.00	2,996,761.68	2,978,430.00
912828ST8	10489	06CF17	U.S. Treasury	Fair	10,000,000.00	1.338	04/30/2019	99.041	03/31/2018	9,904,100.00	9,990,547.47	9,904,100.00
912828R44	10521	06CF17	U.S. Treasury	Fair	13,000,000.00	1.552	05/15/2019	98.575	03/31/2018	12,814,750.00	12,902,631.25	12,814,750.00
3130ABF92	10514	06CF17	Federal Home Loan Bank	Fair	6,000,000.00	1.528	05/28/2019	99.091	03/31/2018	5,945,460.00	5,989,541.81	5,945,460.00

Portfolio DRJ  
AP  
IC (PRF\_IC) 7.1.1  
Report Ver. 7.3.2

Delaware River Joint TBC  
Investment Classification  
March 31, 2018

Page 4

CUSIP	Investment #	Fund	Issuer	Investment Class	Par Value	YTM	Maturity Date	Market Price	Market Date	Market Value	Book Value	Reported Value
<b>Construction Fund 2017</b>												
3130A8DB6	10520	06CF17	Federal Home Loan Bank	Fair	14,000,000.00	1.600	06/21/2019	98.735	03/31/2018	13,822,900.00	13,919,512.81	13,822,900.00
3130ACJ96	10511	06CF17	Federal Home Loan Bank	Fair	5,000,000.00	1.597	06/28/2019	99.168	03/31/2018	4,958,400.00	4,994,128.08	4,958,400.00
3137FAEB1	10515	06CF17	Federal Home Loan Mfg Corp	Fair	6,000,000.00	1.572	07/19/2019	98.283	03/31/2018	5,896,980.00	5,946,598.89	5,896,980.00
912828TH3	10491	06CF17	U.S. Treasury	Fair	10,000,000.00	1.342	07/31/2019	98.295	03/31/2018	9,829,500.00	9,938,894.86	9,829,500.00
<b>Subtotal</b>					290,663,275.76	1.577				286,347,578.93	289,591,683.02	286,347,578.93
<b>Debt Service Reserve Fund 12A</b>												
38145C752	10260	06DSRF12A	Goldman Sachs Ila Fed Port	Amort	32,378.77	0.655		100.000	03/31/2018	32,378.77	32,378.77	32,378.77
3133EFKW6	10381	06DSRF12A	Federal Farm Credit Bank	Fair	1,866,000.00	1.030	10/26/2018	99.476	03/31/2018	1,856,222.16	1,865,790.74	1,856,222.16
912796PP8	10552	06DSRF12A	U.S. Treasury	Fair	1,003,000.00	1.888	01/31/2019	98.031	03/31/2018	983,256.57	987,385.59	983,256.57
<b>Subtotal</b>					2,901,378.77	1.319				2,871,857.50	2,885,555.10	2,871,857.50
<b>Debt Service Reserve Fund 2015</b>												
38145C752	10349	06DSRF15	Goldman Sachs Ila Fed Port	Amort	99,639.63	0.655		100.000	03/31/2018	99,639.63	99,639.63	99,639.63
3133EFKW6	10380	06DSRF15	Federal Farm Credit Bank	Fair	1,103,000.00	1.029	10/26/2018	99.476	03/31/2018	1,097,220.28	1,102,876.30	1,097,220.28
3133EFKW6	10382	06DSRF15	Federal Farm Credit Bank	Fair	3,000,000.00	1.030	10/26/2018	99.476	03/31/2018	2,984,280.00	2,999,663.57	2,984,280.00
912796PP8	10553	06DSRF15	U.S. Treasury	Fair	5,708,000.00	1.888	01/31/2019	98.031	03/31/2018	5,595,641.56	5,619,139.52	5,595,641.56
<b>Subtotal</b>					9,910,639.63	1.517				9,776,781.47	9,821,319.02	9,776,781.47
<b>Debt Service Reserve Fund 2017</b>												
38145C752	10425	06DSRF17	Goldman Sachs Ila Fed Port	Amort	307,696.08	0.655		100.000	03/31/2018	307,696.08	307,696.08	307,696.08
912796PP8	10549	06DSRF17	U.S. Treasury	Fair	30,563,000.00	1.879	01/31/2019	98.031	03/31/2018	29,961,386.29	30,089,664.06	29,961,386.29
912796PP8	10554	06DSRF17	U.S. Treasury	Fair	366,000.00	1.888	01/31/2019	98.031	03/31/2018	358,795.52	360,302.22	358,795.52
<b>Subtotal</b>					31,236,696.08	1.867				30,627,877.89	30,757,662.36	30,627,877.89
<b>Total</b>					599,761,709.29	1.548				595,060,292.97	597,331,427.97	595,060,292.97

Data Updated: ~REPORT~: 04/06/2018 11:51  
Run Date: 04/06/2018 - 11:51

Portfolio DRJ  
AP  
IC (PRF\_IC) 7.1.1  
Report Ver. 7.3.2

**DELAWARE RIVER JOINT TOLL BRIDGE COMMISSION**  
**Meeting of April 30, 2018**  
**TOLL TRAFFIC AND REVENUE STATISTICS (March, 2018)**

**Summary:** The Commission experienced a decrease in total toll revenue for March 2018 in comparison to the March 2017 traffic and revenue statistics. In addition, total toll traffic also reflected a decrease for the month. *[It should be noted that for 2017, increases in commercial traffic through-out the Commission and passenger traffic in District I were directly related to the closure of the Delaware River Turnpike Bridge on Jan. 21, 2017].*

**Analysis of March 2018 / March 2017 toll revenue data comparison:**

- An overall toll revenue decrease of 4.44 percent was recorded at the Commission's seven toll bridges for the month.
- Commercial-vehicle toll revenue reflected a 5.29 percent decrease.
- Passenger-vehicle toll revenue generated a 1.90 percent decrease.

**Analysis of March 2018 / March 2017 traffic data comparison:**

- Total toll traffic decreased by 100,259 vehicles, or 3.09 percent for the month.
- Commercial-vehicle traffic decreased by 47,389 vehicles, or 9.71 percent.
- Passenger-vehicle toll traffic decreased by 52,870 vehicles, or 1.92 percent.
- Average daily toll traffic for the Commission's seven toll bridges for March 2018 was 101,264 total vehicles as compared to 104,498 total vehicles in March 2017.
- Total recorded westbound traffic volume at the 11 vehicular toll supported bridges for March 2018 decreased by 125,865 vehicles, or 4.80 percent as compared to the month of March 2017.

**Traffic analysis for 2018 YTD:**

- Total YTD toll traffic for the seven toll bridges is reflecting a 5.72 percent decrease for the first three months of 2018 as compared to the first quarter of 2017.
- Westbound traffic on the eleven toll supported bridges is reflecting a 3.71 percent decrease through the first three months of 2018 when compared to last year.



## **REGION REVIEW**

### **Southern Region**

Total toll traffic at Trenton-Morrisville (TM) for March 2018 reflected an 8.68 percent decrease as the result of decreases of 64,226 cars and 6,254 trucks when compared to March 2017. At New Hope-Lambertville (NHL), decreases of 5,506 cars and 1,355 trucks combined to generate a decrease in total toll traffic of 9.10 percent for March 2018 as compared to March 2017.

### **Central Region**

The I-78 Toll Bridge experienced a decrease of 4.11 percent in total toll traffic for the month of March 2018 compared to March 2017 as the result of combined decreases of 17,851 cars and 20,375 trucks. At the Easton-Phillipsburg (EP) Toll Bridge, an increase of 9,772 passenger vehicles and a decrease of 3,561 trucks combined to generate a 1.44 percent increase in total toll traffic for March 2018.

### **Northern Region**

Portland-Columbia (PC) experienced a 1.77 percent increase in total toll traffic during March 2018 as a result of the increase of 1,965 automobiles and the decrease of 252 trucks compared to March 2017. At the Delaware Water Gap (DWG) Toll Bridge, the increase of 18,862 passenger vehicles combined with the decrease of 15,553 trucks to generate an overall increase of 0.46 percent in total toll traffic for March 2018 as compared to March 2017. At Milford-Montague (MM), an increase of 4,114 passenger vehicles and a decrease of 39 trucks produced a 4.44 percent increase in total toll traffic for the month of March 2018.

### E-ZPass Penetration Rates

The table below provides a comparison of the *E-ZPass* penetration rates for the Commission's seven (7) toll bridges for the months of March, 2018 and March, 2017, and the year-to-date periods ending March 31, 2018 and March 31, 2017.

		<b><i>E-ZPass</i> PENETRATION RATES</b>					
		<b>MAR. 2018</b>	<b>MAR. 2017</b>	<b>Change in Monthly Percentage</b>	<b>YTD 2018</b>	<b>YTD 2017</b>	<b>Change in YTD Percentage</b>
<b>All Toll Bridges</b>	Cars	69.09	64.96	4.13	69.40	66.55	2.85
	Trucks	87.81	84.17	3.64	88.60	86.08	2.52
	<b>Total</b>	<b>71.72</b>	<b>67.86</b>	<b>3.86</b>	<b>72.24</b>	<b>69.39</b>	<b>2.85</b>
<b>Trenton - Morrisville</b>	Cars	66.54	64.26	2.28	67.28	66.69	0.59
	Trucks	90.11	89.60	0.51	90.34	91.11	-0.77
	<b>Total</b>	<b>68.03</b>	<b>65.91</b>	<b>2.12</b>	<b>68.79</b>	<b>68.47</b>	<b>0.32</b>
<b>New Hope - Lambertville</b>	Cars	82.78	82.01	0.77	83.40	81.48	1.92
	Trucks	85.39	85.37	0.02	85.56	83.88	1.68
	<b>Total</b>	<b>82.92</b>	<b>82.21</b>	<b>0.71</b>	<b>83.52</b>	<b>81.63</b>	<b>1.89</b>
<b>I-78</b>	Cars	71.84	66.48	5.36	71.67	66.80	4.87
	Trucks	87.87	86.59	1.28	88.61	86.83	1.78
	<b>Total</b>	<b>76.10</b>	<b>72.05</b>	<b>4.05</b>	<b>76.38</b>	<b>72.23</b>	<b>4.15</b>
<b>Easton - Phillipsburg</b>	Cars	69.23	67.01	2.22	69.59	67.06	2.53
	Trucks	82.45	84.02	-1.57	82.38	83.68	-1.30
	<b>Total</b>	<b>69.93</b>	<b>68.07</b>	<b>1.86</b>	<b>70.25</b>	<b>68.07</b>	<b>2.18</b>
<b>Portland - Columbia</b>	Cars	63.12	63.00	0.12	63.46	60.91	2.55
	Trucks	90.98	89.27	1.71	90.56	84.47	6.09
	<b>Total</b>	<b>65.23</b>	<b>64.75</b>	<b>0.48</b>	<b>65.38</b>	<b>62.56</b>	<b>2.82</b>
<b>Delaware Water Gap</b>	Cars	68.01	60.75	7.26	68.14	64.33	3.81
	Trucks	87.95	77.88	10.07	89.27	82.93	6.34
	<b>Total</b>	<b>71.19</b>	<b>63.86</b>	<b>7.33</b>	<b>71.79</b>	<b>67.30</b>	<b>4.49</b>
<b>Milford - Montague</b>	Cars	61.02	56.48	4.54	61.95	58.35	3.60
	Trucks	80.12	65.74	14.38	78.61	74.13	4.48
	<b>Total</b>	<b>61.52</b>	<b>56.73</b>	<b>4.79</b>	<b>62.37</b>	<b>58.80</b>	<b>3.57</b>

DELAWARE RIVER JOINT TOLL BRIDGE COMMISSION

ALL TOLL BRIDGES

COMPARATIVE STATEMENT OF TOLL TRAFFIC AND REVENUE

MARCH 2018									
JANUARY 1, 2017			JANUARY 1, 2018			MONTH OF			MONTH OF
MARCH 31, 2017			MARCH 31, 2018			MARCH 2018			
90 DAYS			90 DAYS			31 DAYS			31 DAYS
NUMBER OF VEHICLES	TOTAL REVENUE		NUMBER OF VEHICLES	TOTAL REVENUE	VEHICLE CLASS	NUMBER OF VEHICLES	TOTAL REVENUE	NUMBER OF VEHICLES	TOTAL REVENUE
8,095,814	\$ 8,135,538.00		7,607,941	\$ 7,637,423.00	Passenger	2,698,491	\$ 2,710,532.00	2,751,361	\$ 2,767,833.00
-	(323,043.04)		-	(291,244.30)	Discounts *	-	(91,078.95)	-	(97,759.20)
8,095,814	\$ 7,812,494.96		7,607,941	\$ 7,346,178.70	TOTAL PASSENGER	2,698,491	\$ 2,619,453.05	2,751,361	\$ 2,670,073.80
239,403	1,541,620.60		192,937	1,242,248.80	2-Axle Trucks	54,976	354,092.70	89,358	575,195.40
104,832	1,239,219.60		103,591	1,225,999.20	3-Axle Trucks	33,630	397,962.00	38,459	454,136.40
112,785	1,769,161.60		115,909	1,821,987.20	4-Axle Trucks	38,678	607,908.80	41,914	657,633.60
888,978	17,411,472.00		880,446	17,259,732.00	5-Axle Trucks	304,144	5,962,894.00	308,941	6,052,742.00
25,857	600,086.41		26,546	619,435.20	6-Axle Trucks	8,889	207,552.00	8,620	200,311.20
2,261	62,354.80		1,051	29,218.00	7-Axle Trucks	382	10,640.00	796	21,992.80
1	88.30		-	-	Permits	-	-	-	-
1,374,117	\$ 22,624,003.31		1,320,480	\$ 22,198,620.40	TOTAL TRUCKS	440,699	\$ 7,541,049.50	488,088	\$ 7,962,011.40
9,469,931	\$ 30,436,498.27		8,928,421	\$ 29,544,799.10	TOTAL TOLL VEHICLES	3,139,190	10,160,502.55	3,239,449	10,632,085.20
105,221	\$ 338,183.31		99,205	\$ 328,275.55	DAILY AVERAGE	101,264	\$ 327,758.15	104,498	\$ 342,970.49
Rate Change			Rate Change			Rate Change			
Traffic (toll)			Traffic (toll)			Traffic (toll)			
Autos			Autos			Autos			-3.09%
Trucks			Trucks			Trucks			-1.92%
Revenue			Revenue			Revenue			-9.71%
Autos			Autos			Autos			-4.44%
Trucks			Trucks			Trucks			-1.90%
									-5.29%

Rate Change	
Traffic (toll)	-5.72%
Autos	-6.03%
Trucks	-3.90%
Revenue	-2.93%
Autos	-5.97%
Trucks	-1.88%

Rate Change	
Traffic (toll)	-3.09%
Autos	-1.92%
Trucks	-9.71%
Revenue	-4.44%
Autos	-1.90%
Trucks	-5.29%

\* Discounts represents rebates for commuter discounts earned when a customer crosses the Commission's bridges 20 times in a 35 day period, as well as discounts for employee's and Commission vehicle's non-revenue crossings.

NOTE: Traffic and revenue is positively affected by the Jan. 21, 2017 closure of the Delaware River Turnpike Bridge.

DELAWARE RIVER JOINT TOLL BRIDGE COMMISSION

TRENTON - MORRISVILLE TOLL BRIDGE

COMPARATIVE STATEMENT OF TOLL TRAFFIC AND REVENUE

MARCH 2018

JANUARY 1, 2017 MARCH 31, 2017 90 DAYS			JANUARY 1, 2018 MARCH 31, 2018 90 DAYS			MARCH 2018 31 DAYS			MONTH OF MARCH 2017 31 DAYS		
NUMBER OF VEHICLES	TOTAL REVENUE		NUMBER OF VEHICLES	TOTAL REVENUE	VEHICLE CLASS	NUMBER OF VEHICLES	TOTAL REVENUE		NUMBER OF VEHICLES	TOTAL REVENUE	
2,255,927	\$ 2,264,136.00		1,995,437	\$ 1,999,911.00	Passenger	694,594	\$ 696,398.00		758,820	\$ 761,948.00	
	(67,386.83)			(61,178.97)	Discounts *		(19,036.13)			(20,279.61)	
2,255,927	\$ 2,196,749.17		1,995,437	\$ 1,938,732.03	TOTAL PASSENGER	694,594	\$ 677,361.87		758,820	\$ 741,668.39	
68,305	440,546.60		32,180	207,753.65	2-Axle Trucks	11,254	72,656.35		19,104	123,257.55	
26,739	318,013.20		28,627	341,204.40	3-Axle Trucks	8,916	106,222.80		7,799	92,860.80	
22,922	360,923.20		22,334	354,158.40	4-Axle Trucks	6,965	110,334.40		6,379	100,568.00	
58,387	1,145,010.00		55,701	1,093,686.00	5-Axle Trucks	19,377	380,462.00		19,404	380,830.00	
739	17,186.41		393	9,278.40	6-Axle Trucks	113	2,666.40		198	4,644.00	
70	2,037.20		73	2,044.00	7-Axle Trucks	21	588.00		16	531.20	
	-			-	Permits		-			-	
177,162	\$ 2,283,716.61		139,308	\$ 2,008,124.85	TOTAL TRUCKS	46,846	\$ 672,929.95		52,900	\$ 702,691.55	
2,433,089	\$ 4,480,465.78		2,134,745	\$ 3,946,856.88	TOTAL TOLL VEHICLES	741,240	\$ 1,350,291.82		811,720	\$ 1,444,359.94	
27,034	\$ 49,782.95		23,719	\$ 43,853.97	DAILY AVERAGE	23,911	\$ 43,557.80		26,185	\$ 46,592.26	

Rate Change	
Traffic (toll)	
Autos	-12.26%
Trucks	-11.55%
Revenue	-21.37%
Autos	-11.91%
Trucks	-11.75%
	-12.07%

Rate Change	
Traffic (toll)	
Autos	-8.69%
Trucks	-8.46%
Revenue	-11.82%
Autos	-6.51%
Trucks	-8.67%
	-4.24%

\* Discounts represents rebates for commuter discounts earned when a customer crosses the Commission's bridges 20 times in a 35 day period, as well as discounts for employee's and Commission vehicle's non-revenue crossings.

NOTE: Traffic and revenue is positively affected by the Jan. 21, 2017 closure of the Delaware River Turnpike Bridge.

DELAWARE RIVER JOINT TOLL BRIDGE COMMISSION

NEW HOPE - LAMBERTVILLE TOLL BRIDGE

COMPARATIVE STATEMENT OF TOLL TRAFFIC AND REVENUE

MARCH 2018

JANUARY 1, 2017			JANUARY 1, 2018			MONTH OF			MONTH OF		
MARCH 31, 2017			MARCH 31, 2018			MARCH 2018			MARCH 2017		
90 DAYS			90 DAYS			31 DAYS			31 DAYS		
NUMBER OF VEHICLES	TOTAL REVENUE		NUMBER OF VEHICLES	TOTAL REVENUE	VEHICLE CLASS	NUMBER OF VEHICLES	TOTAL REVENUE		NUMBER OF VEHICLES	TOTAL REVENUE	
413,494	\$ 415,921.00		390,980	\$ 392,372.00	Passenger	136,617	\$ 137,191.00		142,123	\$ 142,960.00	
	(19,876.66)			(17,782.98)	Discounts *		(5,587.01)			(5,714.84)	
413,494	\$ 396,044.34		390,980	\$ 374,589.02	TOTAL PASSENGER	136,617	\$ 131,603.99		142,123	\$ 137,245.16	
11,999	77,431.25		8,196	52,776.10	2-Axle Trucks	3,032	19,520.80		4,312	27,847.30	
5,381	64,220.40		3,699	43,980.00	3-Axle Trucks	1,223	14,564.40		1,423	16,954.80	
1,578	24,292.80		2,265	35,297.60	4-Axle Trucks	808	12,564.80		581	8,980.80	
8,139	160,120.00		7,715	151,972.00	5-Axle Trucks	2,835	55,880.00		2,951	58,064.00	
223	5,140.80		241	5,503.20	6-Axle Trucks	77	1,776.00		68	1,576.80	
6	165.20		11	308.00	7-Axle Trucks	5	140.00				
					Permits	-	-				
27,326	\$ 331,370.45		22,127	\$ 289,836.90	TOTAL TRUCKS	7,980	\$ 104,446.00		9,335	\$ 113,423.70	
440,820	\$ 727,414.79		413,107	\$ 664,425.92	TOTAL TOLL VEHICLES	144,597	\$ 236,049.99		151,458	\$ 250,668.86	
4,898	\$ 8,062.39		4,590	\$ 7,382.51	DAILY	4,664	\$ 7,614.52		4,886	\$ 8,086.09	

Rate Change  
Traffic (toll)  
Autos  
Trucks  
Revenue  
Autos  
Trucks

Rate Change  
Traffic (toll)  
Autos  
Trucks  
Revenue  
Autos  
Trucks

-6.29%  
-5.44%  
-19.03%  
-8.66%  
-5.42%  
-12.53%

-4.53%  
-3.87%  
-14.52%  
-5.83%  
-4.11%  
-7.92%

\* Discounts represents rebates for commuter discounts earned when a customer crosses the Commission's bridges 20 times in a 35 day period, as well as discounts for employee's and Commission vehicle's non-revenue crossings.

DELAWARE RIVER JOINT TOLL BRIDGE COMMISSION

178 TOLL BRIDGE

COMPARATIVE STATEMENT OF TOLL TRAFFIC AND REVENUE

MARCH 2018

JANUARY 1, 2017			JANUARY 1, 2018			MONTH OF			MONTH OF		
MARCH 31, 2017			MARCH 31, 2018			MARCH 2017			MARCH 2018		
90 DAYS			90 DAYS			31 DAYS			31 DAYS		
NUMBER OF VEHICLES	TOTAL REVENUE	NUMBER OF VEHICLES	TOTAL REVENUE	VEHICLE CLASS	NUMBER OF VEHICLES	TOTAL REVENUE	NUMBER OF VEHICLES	TOTAL REVENUE	NUMBER OF VEHICLES	TOTAL REVENUE	REVENUE
1,955,905 \$	1,967,902.00 (92,394.63)	1,850,463 \$	1,860,816.00 (84,840.15)	Passenger	655,142 \$	659,205.00 (26,611.66)	672,993 \$	677,499.00 (29,284.95)	672,993 \$	648,214.05	
1,955,905 \$	1,875,517.37	1,850,463 \$	1,775,975.85	Discounts *	655,142 \$	632,593.34	672,993 \$	648,214.05	672,993 \$		
66,642	428,792.65	66,769	429,240.50	TOTAL PASSENGER	17,867	114,850.45	24,367	156,758.55	17,867	156,758.55	
35,634	419,350.80	34,858	410,930.40	2-Axle Trucks	11,608	136,930.80	12,792	150,600.00	11,608	150,600.00	
50,292	786,332.80	51,002	797,529.60	3-Axle Trucks	16,951	285,009.60	17,305	270,217.60	16,951	270,217.60	
554,700	10,852,912.00	542,745	10,624,084.00	4-Axle Trucks	134,346	3,611,386.00	195,950	3,833,396.00	134,346	3,833,396.00	
17,574	407,287.20	17,445	406,344.00	5-Axle Trucks	5,871	137,064.00	6,101	141,516.00	5,871	141,516.00	
1,865	51,230.80	897	19,348.00	6-Axle Trucks	245	6,815.20	748	20,520.40	245	6,815.20	
1	88.30			7-Axle Trucks							
				Permits							
726,708 \$	12,945,994.55	713,516 \$	12,687,476.50	TOTAL TRUCKS	236,888 \$	4,272,036.05	257,263 \$	4,573,008.55	236,888 \$	4,272,036.05	
2,682,613 \$	14,821,511.92	2,563,979 \$	14,463,452.35	TOTAL TOLL VEHICLES	892,030 \$	4,904,629.39	930,256 \$	5,221,222.60	892,030 \$	4,904,629.39	
29,907 \$	164,683.47	28,489 \$	160,705.03	DAILY AVERAGE	28,775 \$	158,213.85	30,008 \$	168,426.54	28,775 \$	158,213.85	

Rate Change		Rate Change	
Traffic (toll)		Traffic (toll)	
Autos	-4.42%	Autos	-4.11%
Trucks	-5.39%	Trucks	-2.65%
Revenue	-1.82%	Revenue	-7.92%
Autos	-2.42%	Autos	-6.06%
Trucks	-5.31%	Trucks	-2.41%
	-2.00%		-6.58%

\* Discounts represents rebates for commuter discounts earned when a customer crosses the Commission's bridges 20 times in a 35 day period, as well as discounts for employee's and Commission vehicle's non-revenue crossings.

NOTE: Traffic and revenue is positively affected by the Jan. 21, 2017 closure of the Delaware River Turnpike Bridge.

DELAWARE RIVER JOINT TOLL BRIDGE COMMISSION

EASTON - PHILIPSBURG TOLL BRIDGE

COMPARATIVE STATEMENT OF TOLL TRAFFIC AND REVENUE

MARCH 2018

JANUARY 1, 2017 MARCH 31, 2017 90 DAYS			JANUARY 1, 2018 MARCH 31, 2018 90 DAYS			MARCH 2018			MONTH OF MARCH 2017 31 DAYS		
NUMBER OF VEHICLES	TOTAL REVENUE	NUMBER OF VEHICLES	TOTAL REVENUE	VEHICLE CLASS	NUMBER OF VEHICLES	TOTAL REVENUE	NUMBER OF VEHICLES	TOTAL REVENUE	NUMBER OF VEHICLES	TOTAL REVENUE	
1,160,566	\$ 1,163,950.00 (44,109.54)	1,145,925	\$ 1,149,430.00 (38,158.72)	Passenger Discounts *	415,081	\$ 416,523.00 (11,847.11)	405,309	\$ 406,521.00 (13,071.95)			
1,160,566	\$ 1,119,840.46	1,145,925	\$ 1,111,271.28	TOTAL PASSENGER	415,081	\$ 404,675.89	405,309	\$ 393,449.05			
29,671	191,614.80	18,859	121,795.05	2-Axle Trucks	7,057	45,596.85	10,554	68,118.70			
8,871	105,189.60	8,031	95,157.60	3-Axle Trucks	2,775	32,911.20	3,141	37,290.00			
6,526	103,292.80	6,377	101,179.20	4-Axle Trucks	2,257	35,822.40	2,278	36,052.80			
29,318	574,568.00	29,022	569,958.00	5-Axle Trucks	10,884	213,840.00	10,602	207,674.00			
208	4,886.40	215	5,104.80	6-Axle Trucks	101	2,402.40	62	1,466.40			
7	198.00	11	308.00	7-Axle Trucks	3	84.00	1	32.00			
		-		Permits	-	-					
74,901	\$ 979,749.60	62,515	\$ 893,502.65	TOTAL TRUCKS	23,077	\$ 330,656.85	26,638	\$ 350,633.90			
1,235,167	\$ 2,099,590.06	1,208,440	\$ 2,004,773.93	TOTAL TOLL VEHICLES	438,158	\$ 735,332.74	431,947	\$ 744,082.95			
13,724	\$ 23,328.78	13,427	\$ 22,275.27	DAILY AVERAGE	14,134	\$ 23,720.41	13,934	\$ 24,002.68			

Rate Change	
Traffic (toll)	
Autos	-2.16%
Trucks	-1.28%
Revenue	-16.20%
Autos	-4.52%
Trucks	-0.77%
	-8.80%

Rate Change	
Traffic (toll)	
Autos	1.44%
Trucks	2.41%
Revenue	-13.37%
Autos	-1.18%
Trucks	2.85%
	-5.70%

\* Discounts represents rebates for commuter discounts earned when a customer crosses the Commission's bridges 20 times in a 35 day period, as well as discounts for employee's and Commission vehicle's non-revenue crossings.

DELAWARE RIVER JOINT TOLL BRIDGE COMMISSION

PORTLAND - COLUMBIA TOLL BRIDGE

COMPARATIVE STATEMENT OF TOLL TRAFFIC AND REVENUE

MARCH 2018

JANUARY 1, 2017 MARCH 31, 2017 90 DAYS			JANUARY 1, 2018 MARCH 31, 2018 90 DAYS			MARCH 2018 31 DAYS			MONTH OF MARCH 2017 31 DAYS		
NUMBER OF VEHICLES	TOTAL REVENUE		NUMBER OF VEHICLES	TOTAL REVENUE	VEHICLE CLASS	NUMBER OF VEHICLES	TOTAL REVENUE		NUMBER OF VEHICLES	TOTAL REVENUE	
257,285 \$	258,839.00 (12,789.83)		260,867 \$	262,402.00 (12,416.06)	Passenger	91,143 \$	91,761.00 (4,073.35)		89,178 \$	89,772.00 (3,755.63)	
257,285 \$	246,049.17		260,867 \$	249,985.94	Discounts *	91,143 \$	87,687.65		89,178 \$	86,016.37	
5,287	34,140.60		4,544	29,358.55	TOTAL PASSENGER						
2,506	29,932.80		1,326	15,822.00	2-Axle Trucks	1,729	11,174.80		1,869	12,075.70	
5,029	80,342.40		6,869	109,716.80	3-Axle Trucks	509	6,089.60		725	8,653.20	
6,444	127,596.00		7,038	139,356.00	4-Axle Trucks	2,652	42,345.60		2,548	40,718.40	
103	2,457.60		90	2,157.60	5-Axle Trucks	2,534	50,136.00		2,519	49,858.00	
6	165.20		2	56.00	6-Axle Trucks	25	600.00		39	933.60	
-					7-Axle Trucks	1			1	25.20	
					Permits						
19,375 \$	274,634.60		19,869 \$	296,466.95	TOTAL TRUCKS	7,449 \$	110,326.00		7,701 \$	112,264.10	
276,660 \$	520,663.77		280,736 \$	546,452.89	TOTAL TOLL VEHICLES	98,592 \$	188,013.65		96,879 \$	198,280.47	
3,074 \$	5,785.38		3,119 \$	6,071.70	DAILY AVERAGE	3,180 \$	6,387.54		3,125 \$	6,396.14	

Rate Change	
Traffic (toll)	
Autos	1.47%
Trucks	1.39%
Revenue	2.55%
Autos	4.95%
Trucks	1.60%
	7.95%

Rate Change	
Traffic (toll)	
Autos	1.77%
Trucks	2.20%
Revenue	-3.27%
Autos	-0.13%
Trucks	1.94%
	-1.73%

\* Discounts represents rebates for commuter discounts earned when a customer crosses the Commission's bridges 20 times in a 35 day period, as well as discounts for employee's and Commission vehicle's non-revenue crossings.



DELAWARE RIVER JOINT TOLL BRIDGE COMMISSION

DELAWARE WATER GAP TOLL BRIDGE

COMPARATIVE STATEMENT OF TOLL TRAFFIC AND REVENUE

MARCH 2018

JANUARY 1, 2017 MARCH 31, 2017 90 DAYS			JANUARY 1, 2018 MARCH 31, 2018 90 DAYS			MARCH 2018 31 DAYS			MONTH OF MARCH 2017 31 DAYS		
NUMBER OF VEHICLES	TOTAL REVENUE		NUMBER OF VEHICLES	TOTAL REVENUE		NUMBER OF VEHICLES	TOTAL REVENUE		NUMBER OF VEHICLES	TOTAL REVENUE	
1,794,326	\$ 1,805,287.00		1,703,448	\$ 1,710,456.00	Passenger	612,492	\$ 615,531.00		593,630	\$ 599,388.00	
-	(73,276.17)		-	(65,249.67)	Discounts *	-	(20,492.50)		-	(21,732.86)	
1,794,326	\$ 1,732,010.83		1,703,448	\$ 1,645,206.33	TOTAL PASSENGER	612,492	\$ 595,098.50		593,630	\$ 577,655.14	
52,691	338,072.80		58,944	379,109.25	2-Axle Trucks	12,823	82,475.90		27,594	177,079.50	
25,223	296,810.40		26,495	312,297.60	3-Axle Trucks	8,366	98,364.00		12,398	145,612.80	
26,118	408,883.20		26,599	416,734.40	4-Axle Trucks	8,890	139,361.60		12,717	199,404.80	
230,087	4,513,566.00		235,912	4,634,866.00	5-Axle Trucks	83,310	1,634,268.00		76,853	1,509,790.00	
6,987	162,578.40		8,136	190,423.20	6-Axle Trucks	2,692	62,803.20		2,140	49,888.80	
296	8,256.00		257	7,154.00	7-Axle Trucks	108	3,012.80		30	884.00	
					Permits						
341,402	\$ 5,728,166.80		356,343	\$ 5,940,584.45	TOTAL TRUCKS	116,179	\$ 2,020,285.50		131,732	\$ 2,082,659.90	
2,135,728	\$ 7,460,177.63		2,059,791	\$ 7,585,790.78	TOTAL TOLL VEHICLES	728,671	\$ 2,615,384.00		725,362	\$ 2,660,315.04	
23,730	\$ 82,890.86		22,887	\$ 84,286.56	DAILY AVERAGE	23,506	\$ 84,367.23		23,399	\$ 85,816.61	

Rate Change	
Traffic (toll)	
Autos	-3.56%
Trucks	-5.06%
Revenue	4.38%
Autos	1.68%
Trucks	-5.01%
	3.71%

Rate Change	
Traffic (toll)	
Autos	0.46%
Trucks	3.18%
Revenue	-11.81%
Autos	-1.69%
Trucks	3.02%
	-2.99%

\* Discounts represents rebates for commuter discounts earned when a customer crosses the Commission's bridges 20 times in a 35 day period, as well as discounts for employee's and Commission vehicle's non-revenue crossings.

DELAWARE RIVER JOINT TOLL BRIDGE COMMISSION

MILFORD - MONTAGUE TOLL BRIDGE

COMPARATIVE STATEMENT OF TOLL TRAFFIC AND REVENUE

MARCH 2018

JANUARY 1, 2017 MARCH 31, 2017 90 DAYS			JANUARY 1, 2018 MARCH 31, 2018 90 DAYS			MARCH 2018			MONTH OF MARCH 2018 31 DAYS			MONTH OF MARCH 2017 31 DAYS		
NUMBER OF VEHICLES	TOTAL REVENUE		NUMBER OF VEHICLES	TOTAL REVENUE	VEHICLE CLASS	NUMBER OF VEHICLES	TOTAL REVENUE		NUMBER OF VEHICLES	TOTAL REVENUE		NUMBER OF VEHICLES	TOTAL REVENUE	
258,311	\$ 259,503.00 (13,219.38)		280,821	\$ 282,036.00 (11,617.75)	Passenger Discounts *	93,422	\$ 93,923.00 (3,491.19)		89,308	\$ 89,745.00 (3,919.36)		89,308	\$ 85,825.64	
258,311	\$ 246,283.62		280,821	\$ 250,418.25	TOTAL PASSENGER	93,422	\$ 90,431.81		89,308	\$ 85,825.64		89,308	\$ 85,825.64	
4,808	31,021.90		3,445	22,215.70	2-Axle Trucks	1,214	7,817.55		1,558	10,058.10		1,558	10,058.10	
478	5,702.40		555	6,607.20	3-Axle Trucks	243	2,899.20		181	2,164.80		181	2,164.80	
320	5,094.40		463	7,371.20	4-Axle Trucks	155	2,470.40		106	1,691.20		106	1,691.20	
1,903	37,700.00		2,313	45,810.00	5-Axle Trucks	858	16,942.00		662	13,130.00		662	13,130.00	
23	549.60		26	624.00	6-Axle Trucks	10	240.00		12	285.60		12	285.60	
11	302.40		-	-	7-Axle Trucks	-	-		-	-		-	-	
-	-		-	-	Permits	-	-		-	-		-	-	
7,543	\$ 80,370.70		6,802	\$ 82,628.10	TOTAL TRUCKS	2,480	\$ 30,369.15		2,519	\$ 27,329.70		2,519	\$ 27,329.70	
265,854	\$ 326,654.32		287,623	\$ 333,046.35	TOTAL TOLL VEHICLES	95,902	\$ 120,800.96		91,827	\$ 113,155.34		91,827	\$ 113,155.34	
2,954	\$ 3,629.49		2,974	\$ 3,700.52	DAILY AVERAGE	3,094	\$ 3,896.81		2,962	\$ 3,650.17		2,962	\$ 3,650.17	

Rate Change	
Traffic (toll)	
Autos	0.67%
Trucks	0.97%
Revenue	-9.82%
Autos	1.96%
Trucks	1.68%
	2.81%

Rate Change	
Traffic (toll)	
Autos	4.44%
Trucks	4.61%
Revenue	-1.55%
Autos	6.76%
Trucks	5.37%
	11.12%

\* Discounts represents rebates for commuter discounts earned when a customer crosses the Commission's bridges 20 times in a 35 day period, as well as discounts for employee's and Commission vehicle's non-revenue crossings.

**Delaware River Joint Toll Bridge Commission**  
**Toll Supported Bridge - Westbound Traffic Counts**  
**March 2018**

	Westbound Volume					
Bridge	March 2018	March 2017	% Change	YTD 2018	YTD 2017	% Change
Lower Trenton	354,192	360,469	-1.74%	1,012,237	1,029,809	-1.71%
Calhoun Street	281,647	307,955	-8.54%	826,634	878,026	-5.85%
Scudder Falls <sup>2</sup>	857,886	959,429	-10.58%	2,539,524	2,694,591	-5.75%
Washington Crossing	98,086	99,263	-1.19%	286,232	288,167	-0.67%
New Hope - Lambertville <sup>3</sup>	241,061	220,195	9.48%	656,763	645,398	1.76%
Centre Bridge - Stockton	67,136	66,960	0.26%	179,370	168,584	6.40%
Uhlertown - Frenchtown	70,096	68,622	2.15%	184,438	188,022	-1.91%
Upper Black Eddy - Milford	56,484	58,135	-2.84%	159,641	175,096	-8.83%
Riegelsville	43,685	43,716	-0.07%	124,128	127,139	-2.37%
Northampton Street	361,903	371,459	-2.57%	1,044,628	1,083,827	-3.62%
Riverton - Belvidere	63,704	65,543	-2.81%	175,124	187,069	-6.39%
Total	2,495,881	2,621,746	-4.80%	7,188,720	7,465,729	-3.71%

**NOTES:**

- (1) There were snow events on 3-2-18; 3-7-18 & 3-21-18.
- (2) Counter down 3-3-18 to 3-15-18. Data interpolated.
- (3) Counter miscounted on 8 days. Data interpolated.

**Delaware River Joint Toll Bridge Commission**  
**Toll Supported Bridge - Two Way Traffic Counts**  
**March 2018**

<b>Bridge</b>	<b>Total Volume</b>				
	<b>March 2018</b>	<b>March 2017</b>	<b>% Change</b>	<b>YTD 2018</b>	<b>YTD 2017</b>
Lower Trenton	446,416	465,811	-4.16%	1,273,999	1,341,707
Calhoun Steet	477,203	521,347	-8.47%	1,399,388	1,494,572
Scudder Falls <sup>2</sup>	1,470,884	1,804,646	-18.49%	4,382,927	5,237,418
Washington Crossing	163,011	169,155	-3.63%	477,864	493,954
New Hope - Lambertville <sup>3</sup>	444,517	382,710	16.15%	1,322,873	1,123,822
Centre Bridge - Stockton	124,305	120,956	2.77%	348,474	341,399
Uhlerstown - Frenchtown	127,743	129,742	-1.54%	344,302	364,019
Upper Black Eddy-Milford	101,591	102,045	-0.44%	287,875	304,664
Riegelsville	92,754	92,177	0.63%	260,741	268,018
Northampton Street	512,041	589,618	-13.16%	1,551,353	1,703,227
Riverton - Belvidere	148,786	152,466	-2.41%	412,059	406,637
<b>Total</b>	<b>4,109,251</b>	<b>4,530,673</b>	<b>-9.30%</b>	<b>12,061,855</b>	<b>13,079,437</b>
					<b>-7.78%</b>

**NOTES:**

- (1) There were snow events on 3-2-18; 3-7-18 & 3-21-18.
- (2) Counter down 3-3-18 to 3-15-18. Data interpolated.
- (3) Counter miscounted on 8 days. Data interpolated.

**Delaware River Joint Toll Bridge Commission**  
**Toll Bridge - Two Way Traffic Counts**  
**March 2018**

<b>Bridge</b>	<b>Total Volume (all classes)</b>				
	<b>March 2018</b>	<b>March 2017</b>	<b>% Change</b>	<b>YTD 2018</b>	<b>YTD 2017</b>
Trenton - Morrisville	1,818,654	1,893,144	-3.93%	5,212,423	5,695,709
New Hope - Lambertville	345,633	360,990	-4.25%	989,725	1,049,515
Interstate 78	1,852,878	1,911,626	-3.07%	5,259,184	5,489,711
Easton - Phillipsburg	1,065,214	1,060,825	0.41%	2,993,807	3,038,739
Portland - Columbia	216,321	260,861	-17.07%	607,624	674,073
Delaware Water Gap	1,405,344	1,423,321	-1.26%	4,007,965	4,214,445
Milford - Montague	198,293	190,075	4.32%	556,645	552,319
<b>Total</b>	<b>6,902,337</b>	<b>7,100,842</b>	<b>-2.80%</b>	<b>19,627,373</b>	<b>20,714,511</b>

**NOTES:**

(1) There were a snow events on 3-2-18; 3-7-18 & 3-21-18.

## **DELAWARE RIVER JOINT TOLL BRIDGE COMMISSION**

**Meeting of April 30, 2018**

### **STATISTICAL SUMMARY OF EXPENDITURES**

This includes reports entitled “**Budget vs Actual**” covering the month of March 2018 and the three month year-to-date (“YTD”) operations of fiscal year 2018 relative to Toll Bridges, Toll Supported Bridges and Administration departments.

Total expense plus encumbrance totaled \$6,066,676 for the month of March. For the 2018 fiscal period, total expense plus encumbrances amounted to \$15,610,546 or 84.0% of the YTD operating budget.

Most of the expense line categories are within their normal line item budgets. Overtime wages are currently exceeding the YTD budget by \$89,131 or 60.0%, mainly due to snow removal related cost. Professional Services are exceeding their YTD operating budget by \$74,979 or 18.5.0% due to higher non-retainer legal fees.

There was a three payrolls during the month of March. This created higher than normal monthly expense but was fully accounted for in the YTD operating budget. There were no other unusual expenses during the month.

**Delaware River Joint Toll Bridge Commission**  
**Budget vs Actual**  
**For the Three Months Ending March 31, 2018**

**TOTAL COMMISSION**

	<b>Annual Budget 2018</b>	<b>YTD Budget 2018</b>	<b>Expended For The Month</b>	<b>Expended Year To Date</b>	<b>Encumbered</b>	<b>Remaining Annual Budget</b>
Regular Employee Salaries	\$21,900,483	5,965,383	\$2,432,681	\$5,564,992	\$0	\$16,335,491
Part-Time Employee Wages	404,630	98,505	24,197	64,085	0	340,545
Summer Employee Wages	112,401	0	0	0	0	112,401
Overtime Wages	475,472	148,499	123,462	237,631	0	237,841
Pension Contributions	7,205,568	1,940,171	782,346	1,806,816	0	5,398,752
FICA Contributions	1,836,643	494,533	202,284	463,374	0	1,373,269
Regular Employee Healthcare Benefits	12,877,729	3,232,945	632,521	1,581,213	0	11,296,516
Life Insurance Benefits	220,328	55,082	20,141	56,222	0	164,106
Unemployment Compensation Benefits	44,100	11,025	0	12,041	0	32,059
Utility Expense	965,124	320,890	25,081	164,846	104,271	696,008
Office Expense	269,353	128,113	22,835	48,520	63,200	157,633
Telecommunication Expense	1,232,377	359,450	108,222	281,364	27,525	923,488
Information Technology Expense	596,984	143,492	(165)	111,122	1,367	484,495
Professional Development/Meetings	619,215	168,592	665	40,958	0	578,256
Vehicle Maintenance Expense and Fuel	461,701	259,778	20,621	70,156	193,057	198,487
Operations Maintenance Expense	1,523,264	766,615	172,061	317,309	293,188	912,767
ESS Operating Maintenance Expense	1,500,000	375,000	67,467	173,618	24,400	1,301,982
Commission Expense	22,050	5,513	1,806	3,754	0	18,296
Toll Collection Expense	75,291	18,823	1,784	7,943	31,182	36,166
Uniform Expense	105,622	26,379	2,020	6,982	6,296	92,343
Business Insurance	2,999,411	749,551	247,717	743,151	0	2,256,260
Licenses & Inspections Expense	10,878	4,122	134	1,266	0	9,612
Advertising	60,760	11,328	474	2,233	0	58,527
Professional Services	1,391,800	404,207	113,260	479,186	0	912,614
State Police Bridge Security	5,787,024	1,517,072	457,634	1,378,555	0	4,408,469
EZPass Equipment/Maintenance	1,327,094	331,774	97,042	291,125	0	1,035,969
General Contingency	300,000	75,000	0	0	0	300,000
EZPass Operating Expense	3,909,652	977,742	293,277	957,598	0	2,952,054
<b>Total</b>	<b>\$68,234,954</b>	<b>\$18,589,583</b>	<b>\$5,849,567</b>	<b>\$14,866,060</b>	<b>\$744,486</b>	<b>\$52,624,407</b>

**Delaware River Joint Toll Bridge Commission**  
**Budget vs Actual**  
**For the Three Months Ending March 31, 2018**

**ADMINISTRATION\***

	<b>Annual Budget 2018</b>	<b>YTD Budget 2018</b>	<b>Expended For The Month</b>	<b>Expended Year To Date</b>	<b>Encumbered</b>	<b>Remaining Annual Budget</b>
Regular Employee Salaries	\$4,148,539	1,116,258	\$465,090	\$1,074,743	\$0	\$3,073,796
Summer Employee Wages	8,032	0	0	0	0	8,032
Overtime Wages	5,596	1,399	729	2,212	0	3,384
Pension Contributions	1,260,639	339,440	142,783	333,757	0	926,883
FICA Contributions	318,368	85,723	34,351	79,262	0	239,106
Regular Employee Healthcare Benefits	1,557,650	390,077	79,412	197,580	0	1,360,070
Life Insurance Benefits	39,253	9,813	3,265	9,795	0	29,458
Unemployment Compensation Benefits	44,100	11,025	0	12,041	0	32,059
Office Expense	218,873	101,455	21,316	44,135	61,617	113,120
Telecommunication Expense	84,000	20,878	4,301	13,694	0	70,306
Information Technology Expense	570,000	136,135	(165)	111,122	1,367	457,511
Professional Development/Meetings	145,067	50,383	293	36,363	0	108,704
Vehicle Maintenance Expense and Fuel	2,768	692	0	0	0	2,768
Commission Expense	22,050	5,513	1,806	3,754	0	18,296
Business Insurance	124,535	30,832	10,245	30,734	0	93,801
Advertising	60,760	11,328	474	2,233	0	58,527
Professional Services	1,113,800	334,700	113,260	455,851	0	657,949
General Contingency	300,000	75,000	0	0	0	300,000
EZPass Operating Expense	20,300	5,075	0	0	0	20,300
<b>TOTAL</b>	<b>\$10,044,331</b>	<b>\$2,725,726</b>	<b>\$877,162</b>	<b>\$2,407,276</b>	<b>\$62,984</b>	<b>\$7,574,071</b>

\* Includes Executive, Human Resources, Accounting, EZPass, Purchasing, Information Technology, Community Affairs and Contract/Compliance.



**Delaware River Joint Toll Bridge Commission**  
**Budget vs Actual**  
**For the Three Months Ending March 31, 2018**

**ADMINISTRATION - OPERATIONS\***

	<b>Annual Budget 2018</b>	<b>YTD Budget 2018</b>	<b>Expended For The Month</b>	<b>Expended Year To Date</b>	<b>Encumbered</b>	<b>Remaining Annual Budget</b>
Regular Employee Salaries	\$1,823,641	511,689	\$229,817	\$473,927	\$0	\$1,349,714
Overtime Wages	34,000	8,500	7,750	16,910	0	17,090
Pension Contributions	926,035	249,344	90,701	208,736	0	717,298
FICA Contributions	227,790	61,334	25,365	58,361	0	169,428
Regular Employee Healthcare Benefits	1,201,678	300,909	51,362	126,739	0	1,074,939
Life Insurance Benefits	28,347	7,087	4,869	9,525	0	18,822
Office Expense	19,536	7,835	1,024	1,467	96	17,973
Telecommunication Expense	132,784	33,196	4,934	18,650	0	114,134
Professional Development/Meetings	466,406	116,462	86	3,494	0	462,911
Vehicle Maintenance Expense and Fuel	2,000	500	0	16	0	1,984
ESS Operating Maintenance Expense	1,500,000	375,000	67,467	173,618	24,400	1,301,982
Uniform Expense	14,744	3,686	428	3,235	4,356	7,153
Business Insurance	71,560	17,890	5,885	17,654	0	53,906
Professional Services	278,000	69,507	0	23,335	0	254,665
<b>TOTAL</b>	<b>\$6,726,520</b>	<b>\$1,762,940</b>	<b>\$489,686</b>	<b>\$1,135,668</b>	<b>\$28,852</b>	<b>\$5,562,000</b>

\* Includes Engineering, Training & Employee Safety, Plant & Facility, and Electronic Security & Surveillance.

**Delaware River Joint Toll Bridge Commission**  
**Budget vs Actual**  
**For the Three Months Ending March 31, 2018**

**TRENTON - MORRISVILLE TOLL BRIDGE**

	<b>Annual Budget 2018</b>	<b>YTD Budget 2018</b>	<b>Expended For The Month</b>	<b>Expended Year To Date</b>	<b>Encumbered</b>	<b>Remaining Annual Budget</b>
Regular Employee Salaries	\$1,834,675	500,048	\$200,330	\$451,561	\$0	\$1,383,114
Part-Time Employee Wages	79,380	12,941	3,955	13,118	0	66,262
Summer Employee Wages	26,453	0	0	0	0	26,453
Overtime Wages	34,692	12,527	9,781	19,682	0	15,010
Pension Contributions	573,335	154,376	62,091	142,895	0	430,440
FICA Contributions	151,103	40,686	16,130	36,417	0	114,685
Regular Employee Healthcare Benefits	1,236,303	309,615	58,734	147,873	0	1,088,431
Life Insurance Benefits	18,087	4,522	1,469	4,410	0	13,676
Utility Expense	143,425	37,763	(5,426)	20,439	14,000	108,986
Office Expense	4,043	1,966	32	32	96	3,915
Telecommunication Expense	81,264	49,431	7,307	15,249	13,561	52,455
Information Technology Expense	7,017	1,935	0	0	0	7,017
Professional Development/Meetings	196	122	0	0	0	196
Vehicle Maintenance Expense and Fuel	87,298	49,311	448	12,395	35,883	39,021
Operations Maintenance Expense	214,115	95,127	31,720	41,506	12,907	159,703
Toll Collection Expense	12,554	3,139	353	1,621	5,308	5,625
Uniform Expense	20,482	5,518	512	792	490	19,200
Business Insurance	388,845	97,211	32,098	96,294	0	292,551
Licenses & Inspections Expense	470	470	0	0	0	470
State Police Bridge Security	905,090	237,270	71,574	215,408	0	689,683
EZPass Equipment/Maintenance	207,358	51,840	15,168	45,503	0	161,856
EZPass Operating Expense	863,047	216,091	65,078	212,490	0	650,557
<b>TOTAL</b>	<b>\$6,889,233</b>	<b>\$1,881,911</b>	<b>\$571,353</b>	<b>\$1,477,684</b>	<b>\$82,245</b>	<b>\$5,329,305</b>

**Delaware River Joint Toll Bridge Commission**  
**Budget vs Actual**  
**For the Three Months Ending March 31, 2018**

**NEW HOPE - LAMBERTVILLE TOLL BRIDGE**

	<b>Annual Budget 2018</b>	<b>YTD Budget 2018</b>	<b>Expended For The Month</b>	<b>Expended Year To Date</b>	<b>Encumbered</b>	<b>Remaining Annual Budget</b>
Regular Employee Salaries	\$1,152,241	313,373	\$143,485	\$309,809	\$0	\$842,432
Part-Time Employee Wages	11,760	8,820	1,596	3,484	0	8,276
Summer Employee Wages	3,230	0	0	0	0	3,230
Overtime Wages	31,164	12,201	8,218	15,432	0	15,732
Pension Contributions	362,950	97,728	40,518	93,246	0	269,704
FICA Contributions	91,677	24,685	11,638	24,870	0	66,808
Regular Employee Healthcare Benefits	714,410	178,936	36,853	92,792	0	621,619
Life Insurance Benefits	11,246	2,811	860	2,615	0	8,631
Utility Expense	154,830	49,060	(317)	22,973	34,000	97,857
Office Expense	2,377	820	32	177	96	2,103
Telecommunication Expense	59,863	15,482	7,557	13,884	0	45,979
Information Technology Expense	7,762	2,049	0	0	0	7,762
Professional Development/Meetings	196	122	0	0	0	196
Vehicle Maintenance Expense and Fuel	77,185	50,513	443	12,943	39,663	24,579
Operations Maintenance Expense	155,624	82,834	43,973	50,593	21,537	83,495
Toll Collection Expense	7,056	1,764	70	853	3,012	3,191
Uniform Expense	2,940	751	0	159	0	2,781
Business Insurance	252,062	63,015	20,780	62,339	0	189,723
Licenses & Inspections Expense	921	762	0	134	0	787
State Police Bridge Security	186,921	49,001	14,782	44,486	0	142,434
EZPass Equipment/Maintenance	165,887	41,472	12,130	36,391	0	129,496
EZPass Operating Expense	215,859	53,965	16,277	53,147	0	162,712
<b>TOTAL</b>	<b>\$3,668,161</b>	<b>\$1,050,165</b>	<b>\$358,897</b>	<b>\$840,327</b>	<b>\$98,307</b>	<b>\$2,729,527</b>

**Delaware River Joint Toll Bridge Commission**  
**Budget vs Actual**  
**For the Three Months Ending March 31, 2018**

**INTERSTATE - 78 TOLL BRIDGE**

	<b>Annual Budget 2018</b>	<b>YTD Budget 2018</b>	<b>Expended For The Month</b>	<b>Expended Year To Date</b>	<b>Encumbered</b>	<b>Remaining Annual Budget</b>
Regular Employee Salaries	\$2,458,280	669,357	\$246,819	\$584,450	\$0	\$1,873,830
Part-Time Employee Wages	80,000	20,000	7,023	14,260	0	65,740
Summer Employee Wages	16,072	0	0	0	0	16,072
Overtime Wages	62,362	15,592	19,008	36,458	0	25,904
Pension Contributions	773,081	208,160	88,726	204,918	0	568,163
FICA Contributions	199,867	53,816	20,583	47,734	0	152,133
Regular Employee Healthcare Benefits	1,584,594	396,862	77,943	197,362	0	1,387,232
Life Insurance Benefits	23,572	5,893	1,791	5,580	0	17,992
Utility Expense	207,640	67,410	9,007	26,622	40,000	141,018
Office Expense	6,301	3,477	98	710	293	5,298
Telecommunication Expense	220,008	55,492	19,715	52,452	0	167,556
Information Technology Expense	2,739	1,054	0	0	0	2,739
Professional Development/Meetings	2,646	662	0	672	0	1,974
Vehicle Maintenance Expense and Fuel	75,460	54,028	2,074	7,773	43,057	24,629
Operations Maintenance Expense	395,273	211,962	13,619	40,887	126,758	227,628
Toll Collection Expense	12,740	3,185	391	1,511	5,155	6,074
Uniform Expense	11,760	2,706	215	725	0	11,035
Business Insurance	596,412	149,103	49,269	147,808	0	448,604
Licenses & Inspections Expense	1,470	165	0	460	0	1,010
State Police Bridge Security	993,632	260,481	78,576	236,480	0	757,152
EZPass Equipment/Maintenance	248,830	62,208	18,176	54,528	0	194,302
EZPass Operating Expense	1,188,975	297,244	89,655	292,738	0	896,237
<b>TOTAL</b>	<b>\$9,161,713</b>	<b>\$2,538,856</b>	<b>\$742,688</b>	<b>\$1,954,126</b>	<b>\$215,263</b>	<b>\$6,992,324</b>

**Delaware River Joint Toll Bridge Commission**  
**Budget vs Actual**  
**For the Three Months Ending March 31, 2018**

**EASTON - PHILLIPSBURG TOLL BRIDGE**

	<b>Annual Budget 2018</b>	<b>YTD Budget 2018</b>	<b>Expended For The Month</b>	<b>Expended Year To Date</b>	<b>Encumbered</b>	<b>Remaining Annual Budget</b>
Regular Employee Salaries	\$1,887,844	514,291	\$217,893	\$504,416	\$0	\$1,383,428
Part-Time Employee Wages	86,000	21,500	3,019	6,683	0	79,317
Summer Employee Wages	23,814	0	0	0	0	23,814
Overtime Wages	43,120	10,780	9,487	18,145	0	24,975
Pension Contributions	592,227	159,463	61,009	140,403	0	451,824
FICA Contributions	156,119	42,037	17,396	39,855	0	116,264
Regular Employee Healthcare Benefits	1,182,607	296,191	59,579	146,505	0	1,036,101
Life Insurance Benefits	18,211	4,553	1,544	4,719	0	13,492
Utility Expense	125,930	43,965	8,744	28,449	0	97,481
Office Expense	5,096	3,001	66	405	197	4,493
Telecommunication Expense	167,467	63,224	15,832	38,251	13,965	115,251
Information Technology Expense	2,367	580	0	0	0	2,367
Professional Development/Meetings	2,450	457	286	286	0	2,164
Vehicle Maintenance Expense and Fuel	55,664	27,017	1,053	7,737	29,209	18,718
Operations Maintenance Expense	176,567	85,632	23,512	44,847	57,673	74,046
Toll Collection Expense	13,230	3,307	148	1,491	5,907	5,833
Uniform Expense	9,800	2,229	35	540	0	9,260
Business Insurance	242,421	60,605	20,003	60,008	0	182,413
Licenses & Inspections Expense	2,548	637	0	0	0	2,548
State Police Bridge Security	523,726	137,295	41,416	124,645	0	399,081
EZPass Equipment/Maintenance	207,358	51,840	15,168	45,503	0	161,856
EZPass Operating Expense	492,392	123,098	37,129	121,232	0	371,160
<b>TOTAL</b>	<b>\$6,016,957</b>	<b>\$1,651,702</b>	<b>\$533,316</b>	<b>\$1,334,121</b>	<b>\$106,950</b>	<b>\$4,575,885</b>

**Delaware River Joint Toll Bridge Commission**  
**Budget vs Actual**  
**For the Three Months Ending March 31, 2018**

**PORTLAND - COLUMBIA TOLL BRIDGE**

	<b>Annual Budget 2018</b>	<b>YTD Budget 2018</b>	<b>Expended For The Month</b>	<b>Expended Year To Date</b>	<b>Encumbered</b>	<b>Remaining Annual Budget</b>
Regular Employee Salaries	\$789,692	214,783	\$85,486	\$193,942	\$0	\$595,749
Part-Time Employee Wages	21,560	4,555	2,317	6,848	0	14,712
Summer Employee Wages	13,382	0	0	0	0	13,382
Overtime Wages	32,286	14,700	8,733	17,129	0	15,157
Pension Contributions	252,101	67,881	30,852	71,002	0	181,098
FICA Contributions	65,554	17,651	7,273	16,385	0	49,169
Regular Employee Healthcare Benefits	475,488	119,094	24,003	61,419	0	414,069
Life Insurance Benefits	7,531	1,883	646	1,836	0	5,696
Utility Expense	67,150	30,323	5,136	17,727	6,271	43,152
Office Expense	3,306	2,369	66	320	197	2,789
Telecommunication Expense	51,911	12,978	5,913	13,005	0	38,906
Information Technology Expense	2,367	580	0	0	0	2,367
Professional Development/Meetings	392	98	0	62	0	330
Vehicle Maintenance Expense and Fuel	32,148	13,543	2,310	6,462	10,385	15,301
Operations Maintenance Expense	116,811	64,281	11,404	33,108	17,837	65,866
Toll Collection Expense	9,604	2,401	98	931	3,348	5,325
Uniform Expense	4,900	971	182	182	0	4,718
Business Insurance	132,982	33,246	10,959	32,878	0	100,104
Licenses & Inspections Expense	637	455	0	0	0	637
State Police Bridge Security	113,426	29,735	8,970	26,995	0	86,431
EZPass Equipment/Maintenance	124,415	31,104	9,103	27,308	0	97,108
EZPass Operating Expense	109,680	27,420	8,270	27,004	0	82,675
<b>TOTAL</b>	<b>\$2,427,322</b>	<b>\$690,049</b>	<b>\$221,720</b>	<b>\$554,544</b>	<b>\$38,037</b>	<b>\$1,834,740</b>

**Delaware River Joint Toll Bridge Commission**  
**Budget vs Actual**  
**For the Three Months Ending March 31, 2018**

**DELAWARE WATER GAP TOLL BRIDGE**

	<b>Annual Budget 2018</b>	<b>YTD Budget 2018</b>	<b>Expended For The Month</b>	<b>Expended Year To Date</b>	<b>Encumbered</b>	<b>Remaining Annual Budget</b>
Regular Employee Salaries	\$2,701,230	736,193	\$300,660	\$689,593	\$0	\$2,011,637
Part-Time Employee Wages	102,800	25,712	3,095	12,035	0	90,765
Summer Employee Wages	8,036	0	0	0	0	8,036
Overtime Wages	92,345	23,387	18,953	40,582	0	51,763
Pension Contributions	856,790	230,699	90,238	207,669	0	649,121
FICA Contributions	222,187	59,826	25,410	58,381	0	163,807
Regular Employee Healthcare Benefits	1,698,173	433,110	87,045	215,135	0	1,483,038
Life Insurance Benefits	25,157	6,289	2,081	7,037	0	18,119
Utility Expense	90,552	36,492	2,520	12,669	0	77,883
Office Expense	5,536	4,576	130	201	389	4,947
Telecommunication Expense	106,760	26,690	10,734	24,987	0	81,773
Information Technology Expense	2,367	580	0	0	0	2,367
Professional Development/Meetings	1,470	236	0	0	0	1,470
Vehicle Maintenance Expense and Fuel	70,143	38,100	6,141	12,601	20,536	37,006
Operations Maintenance Expense	163,140	79,485	23,510	55,629	17,256	90,255
Toll Collection Expense	12,091	3,023	493	481	4,924	6,687
Uniform Expense	10,290	2,458	339	530	0	9,760
Business Insurance	461,707	115,427	38,164	114,491	0	347,216
Licenses & Inspections Expense	1,470	438	0	335	0	1,135
State Police Bridge Security	767,938	201,315	60,728	184,032	0	583,906
EZPass Equipment/Maintenance	248,830	62,208	18,195	54,586	0	194,244
EZPass Operating Expense	911,275	227,819	68,715	224,365	0	686,910
<b>TOTAL</b>	<b>\$8,560,287</b>	<b>\$2,314,063</b>	<b>\$757,150</b>	<b>\$1,915,339</b>	<b>\$43,104</b>	<b>\$6,601,843</b>

**Delaware River Joint Toll Bridge Commission**  
**Budget vs Actual**  
**For the Three Months Ending March 31, 2018**

**MILFORD - MONTAGUE TOLL BRIDGE**

	<b>Annual Budget 2018</b>	<b>YTD Budget 2018</b>	<b>Expended For The Month</b>	<b>Expended Year To Date</b>	<b>Encumbered</b>	<b>Remaining Annual Budget</b>
Regular Employee Salaries	\$821,923	223,437	\$94,350	\$211,432	\$0	\$610,491
Part-Time Employee Wages	23,130	4,977	3,192	7,657	0	15,473
Summer Employee Wages	13,382	0	0	0	0	13,382
Overtime Wages	27,685	13,064	12,611	24,017	0	3,668
Pension Contributions	260,575	70,162	30,311	69,757	0	190,818
FICA Contributions	67,788	18,253	8,336	18,345	0	49,443
Regular Employee Healthcare Benefits	475,488	119,094	24,193	61,689	0	413,799
Life Insurance Benefits	7,901	1,975	607	1,176	0	6,724
Utility Expense	55,909	24,218	76	16,350	10,000	29,559
Office Expense	3,306	2,369	73	251	220	2,836
Telecommunication Expense	53,405	13,351	11,386	30,432	0	22,973
Information Technology Expense	2,367	580	0	0	0	2,367
Professional Development/Meetings	392	49	0	80	0	312
Vehicle Maintenance Expense and Fuel	36,868	18,116	8,151	10,029	14,324	12,514
Operations Maintenance Expense	121,231	70,117	11,158	31,355	16,450	73,427
Toll Collection Expense	8,016	2,004	231	1,054	3,529	3,433
Uniform Expense	4,900	1,005	125	417	0	4,483
Business Insurance	117,098	29,274	9,649	28,948	0	88,149
Licenses & Inspections Expense	637	42	0	68	0	569
State Police Bridge Security	108,218	28,369	8,558	25,755	0	82,462
EZPass Equipment/Maintenance	124,415	31,104	9,103	27,308	0	97,108
EZPass Operating Expense	108,124	27,031	8,153	26,621	0	81,503
<b>TOTAL</b>	<b>\$2,442,756</b>	<b>\$698,591</b>	<b>\$240,263</b>	<b>\$592,742</b>	<b>\$44,523</b>	<b>\$1,805,491</b>



**Delaware River Joint Toll Bridge Commission**  
**Budget vs Actual**  
**For the Three Months Ending March 31, 2018**

**SOUTHERN DIVISION TOLL SUPPORTED BRIDGES**

	<b>Annual Budget 2018</b>	<b>YTD Budget 2018</b>	<b>Expended For The Month</b>	<b>Expended Year To Date</b>	<b>Encumbered</b>	<b>Remaining Annual Budget</b>
Regular Employee Salaries	\$2,278,970	620,029	\$239,080	\$578,359	\$0	\$1,700,612
Overtime Wages	61,033	23,552	18,640	31,132	0	29,901
Pension Contributions	717,679	193,242	77,634	178,663	0	539,016
FICA Contributions	179,010	48,200	19,387	45,759	0	133,251
Regular Employee Healthcare Benefits	1,461,166	365,942	71,038	178,061	0	1,283,105
Life Insurance Benefits	21,878	5,470	1,530	5,070	0	16,808
Utility Expense	73,245	19,978	2,728	11,641	0	61,604
Telecommunication Expense	112,596	28,149	6,928	20,889	0	91,707
Vehicle Maintenance Expense and Fuel	14,014	5,920	0	0	0	14,014
Operations Maintenance Expense	116,444	51,371	3,968	5,744	7,684	103,016
Uniform Expense	15,396	4,522	70	208	400	14,788
Business Insurance	421,464	105,366	34,908	104,724	0	316,740
Licenses & Inspections Expense	882	773	134	201	0	681
State Police Bridge Security	1,675,343	439,192	132,485	398,725	0	1,276,618
<b>TOTAL</b>	<b>\$7,149,120</b>	<b>\$1,911,706</b>	<b>\$608,528</b>	<b>\$1,559,176</b>	<b>\$8,084</b>	<b>\$5,581,860</b>

**Delaware River Joint Toll Bridge Commission**  
**Budget vs Actual**  
**For the Three Months Ending March 31, 2018**

**NORTHERN DIVISION TOLL SUPPORTED BRIDGES**

	<b>Annual Budget 2018</b>	<b>YTD Budget 2018</b>	<b>Expended For The Month</b>	<b>Expended Year To Date</b>	<b>Encumbered</b>	<b>Remaining Annual Budget</b>
Regular Employee Salaries	\$2,003,448	545,923	\$209,670	\$492,760	\$0	\$1,510,688
Overtime Wages	51,188	12,797	9,553	15,932	0	35,256
Pension Contributions	630,157	169,676	67,482	155,771	0	474,386
FICA Contributions	157,180	42,321	16,416	38,005	0	119,175
Regular Employee Healthcare Benefits	1,290,171	323,114	62,360	156,059	0	1,134,112
Life Insurance Benefits	19,147	4,787	1,480	4,458	0	14,689
Utility Expense	46,443	11,681	2,613	7,975	0	38,468
Office Expense	980	245	0	822	0	158
Telecommunication Expense	162,320	40,580	13,615	39,872	0	122,448
Vehicle Maintenance Expense and Fuel	8,154	2,038	0	200	0	7,954
Operations Maintenance Expense	64,060	25,807	9,196	13,641	15,087	35,331
Uniform Expense	10,410	2,534	115	195	1,050	9,165
Business Insurance	190,326	47,581	15,758	47,273	0	143,053
Licenses & Inspections Expense	1,842	378	0	68	0	1,774
State Police Bridge Security	512,730	134,413	40,546	122,028	0	390,703
<b>TOTAL</b>	<b>\$5,148,555</b>	<b>\$1,363,874</b>	<b>\$448,804</b>	<b>\$1,095,057</b>	<b>\$16,137</b>	<b>\$4,037,361</b>

**DELAWARE RIVER JOINT TOLL BRIDGE COMMISSION SYSTEM**  
**STATEMENT OF REVENUE AND EXPENSES FOR THE THREE MONTHS ENDED MARCH 31, 2018**

	T-M	NH-L	I-78	E-P	P-C	DWG	M-M	SDTS	NDTS	ADM	TOTAL 2018	TOTAL 2017
<b>TOLL REVENUE</b>												
Net Toll Revenue	3,896,223	656,796	14,266,631	1,995,396	545,572	7,483,311	329,285	-	-	-	29,173,214	30,425,588
EZPass Fee	90,451	24,126	130,944	56,009	12,276	100,126	12,319	-	-	-	426,251	286,990
Net Violation Fee Income	470,015	61,840	732,309	246,709	55,166	844,626	40,191	-	-	-	2,460,856	513,062
<b>REVENUE FROM TOLL</b>	<b>\$ 4,456,689</b>	<b>\$ 742,762</b>	<b>\$ 15,129,884</b>	<b>\$ 2,298,114</b>	<b>\$ 613,014</b>	<b>\$ 8,428,064</b>	<b>\$ 381,794</b>	<b>\$ -</b>	<b>\$ -</b>	<b>\$ -</b>	<b>\$ 32,050,321</b>	<b>\$ 31,225,641</b>
<b>OPERATING EXPENSE</b>												
Regular Employee Salaries	451,561	309,809	584,450	504,416	193,942	689,593	211,432	578,359	492,760	1,548,670	5,564,992	5,315,545
Part-Time Employee Wages	13,118	3,484	14,260	6,683	6,848	12,035	7,657	-	-	-	64,085	102,495
Summer Employee Wages	-	-	-	-	-	-	-	-	-	-	-	-
Overtime Wages	19,682	15,432	36,458	18,145	17,129	40,582	24,017	31,132	15,932	19,122	237,631	224,826
Pension Contributions	142,895	93,246	204,918	140,403	71,002	207,669	69,757	178,663	155,771	542,493	1,806,816	1,480,342
FICA Contributions	36,417	24,870	47,734	39,855	16,385	58,381	18,345	45,759	38,005	137,623	463,374	445,297
Regular Employee Healthcare Benefits	147,873	92,792	197,362	146,505	61,419	215,135	61,689	178,061	156,059	324,319	1,581,213	2,457,608
Life Insurance Benefits	4,410	2,615	5,580	4,719	1,836	7,037	1,176	5,070	4,458	19,320	56,222	42,547
Unemployment Compensation Benefits	-	-	-	-	-	-	-	-	-	12,041	12,041	1,701
Utility Expense	20,439	22,973	26,622	28,449	17,727	12,669	16,350	11,641	7,975	-	164,846	175,376
Office Expense	32	177	710	405	320	201	251	-	822	45,602	48,520	42,370
Telecommunication Expense	15,249	13,884	52,452	38,251	13,005	24,987	30,432	20,889	39,872	32,344	281,364	67,589
Information Technology Expense	-	-	-	-	-	-	-	-	-	111,122	111,122	50,477
Professional Development/Meetings	-	-	-	-	-	-	-	-	-	39,858	40,958	49,049
Vehicle Maintenance Expense and Fuel	12,395	12,943	7,773	7,737	6,462	12,601	10,029	-	200	16	70,156	54,709
Operations Maintenance Expense	41,506	50,593	40,887	44,847	33,108	55,629	31,355	5,744	13,641	-	317,309	151,335
ESS Operating Maintenance Expense	-	-	-	-	-	-	-	-	-	173,618	173,618	269,573
Commission Expense	-	-	-	-	-	-	-	-	-	3,754	3,754	3,457
Toll Collection Expense	1,621	853	1,511	1,491	931	481	1,054	-	-	-	7,943	22,797
Uniform Expense	792	159	725	540	182	530	417	208	195	3,235	6,982	12,594
Business Insurance	96,294	62,339	147,808	60,008	32,878	114,491	28,948	104,724	47,273	48,388	743,151	708,049
Licenses & Inspections Expense	-	134	460	-	-	335	68	201	68	-	1,266	2,318
Advertising	-	-	-	-	-	-	-	-	-	2,233	2,545	-
Professional Services	-	-	-	-	-	-	-	-	-	479,186	479,186	227,131
State Police Bridge Security	215,408	44,486	236,480	124,645	26,995	184,032	25,755	398,725	122,028	-	1,378,555	1,380,936
EZPass Equipment/Maintenance	45,503	36,391	54,528	45,503	27,308	54,586	27,308	-	-	-	291,125	296,174
General Contingency	-	-	-	-	-	-	-	-	-	-	-	-
EZPass Operating Expense	212,490	53,147	292,738	121,232	27,004	224,365	26,621	-	-	-	957,598	1,210,052
<b>TOTAL OP., MAINT., &amp; ADM</b>	<b>\$ 1,477,684</b>	<b>\$ 840,327</b>	<b>\$ 1,954,126</b>	<b>\$ 1,334,121</b>	<b>\$ 554,544</b>	<b>\$ 1,915,339</b>	<b>\$ 592,742</b>	<b>\$ 1,559,176</b>	<b>\$ 1,095,057</b>	<b>\$ 3,542,945</b>	<b>\$ 14,866,060</b>	<b>\$ 14,796,890</b>
<b>OTHER OPERATING INC/EXP</b>												
Other Operating Income	-	-	267	-	-	-	-	-	-	4,362	4,629	50,437
<b>TOTAL OTHER OP INC</b>	<b>\$ -</b>	<b>\$ -</b>	<b>\$ 267</b>	<b>\$ -</b>	<b>\$ -</b>	<b>\$ -</b>	<b>\$ -</b>	<b>\$ -</b>	<b>\$ -</b>	<b>\$ 4,362</b>	<b>\$ 4,629</b>	<b>\$ 50,437</b>
<b>NET OPERATING INC</b>	<b>\$2,979,005</b>	<b>\$ (97,565)</b>	<b>\$ 13,176,024</b>	<b>\$ 963,994</b>	<b>\$ 58,470</b>	<b>\$ 6,512,724</b>	<b>\$ (210,947)</b>	<b>\$ (1,459,176)</b>	<b>\$ (1,095,057)</b>	<b>\$ (3,538,583)</b>	<b>\$ 17,188,880</b>	<b>\$ 16,479,187</b>
<b>NON-OPERATING REV/EXP</b>												
Interest Revenue	-	-	-	-	-	-	-	-	-	-	1,551,144	691,788
Other Non-Operating Revenue	-	-	-	-	-	-	-	-	-	-	-	-
GASB 68 Pension Expense	-	-	-	-	-	-	-	-	-	-	-	-
Interest Expense	-	-	-	-	-	-	-	-	-	-	-	-
Depreciation Expense	-	-	-	-	-	-	-	-	-	-	-	-
OPER Amort Expense	-	-	-	-	-	-	-	-	-	-	-	-
<b>TOTAL NON-OPERATING REV/EXP</b>	<b>\$ -</b>	<b>\$ -</b>	<b>\$ -</b>	<b>\$ -</b>	<b>\$ -</b>	<b>\$ -</b>	<b>\$ -</b>	<b>\$ -</b>	<b>\$ -</b>	<b>\$ -</b>	<b>\$ (13,492,421)</b>	<b>\$ (14,784,372)</b>
<b>CHANGE IN NET ASSETS</b>											<b>\$3,696,468</b>	<b>\$ 1,694,815</b>

# **DELAWARE RIVER JOINT TOLL BRIDGE COMMISSION**

**Meeting of April 30, 2018**

## **ADMINISTRATION**

The following Pages reflect the reports on those items assigned to the Administration Department. Each item is reported separately and page numbered accordingly.

\*\*\*

\*\*\*

**DELAWARE RIVER JOINT TOLL BRIDGE COMMISSION**

**Meeting of April 30, 2018**

**PURCHASING REPORT INDEX**

**MONTH OF MARCH 2018**

<b>SUBJECT</b>	<b>DESCRIPTION</b>	<b>PAGE NUMBER</b>
<b>Purchasing</b>	<b>Monthly Purchasing Report Covering the Month of March, 2018</b>	<b>1-4</b>

# **DELAWARE RIVER JOINT TOLL BRIDGE COMMISSION**

**Meeting of April 30, 2018**

## **MONTHLY PURCHASING REPORT**

**Month of March 2018**

This report itemizes all orders for purchases made for the month of March, 2018, showing the divisions chargeable for the expense and the source of authority for issuance of the purchase order. This authority is broken into three categories:

- (1) By authority of the Commission
- (2) By authority of the Executive Director or his designate
- (3) By authority of the Director

The purchasing activities for the month of March 2018, culminated in the preparation and placement of 51 purchase orders in the total amount of \$497,302.05. To secure competitive prices on items being purchased, 15 price inquiries were sent out for 5 of the requisitions leading to purchase orders, an average of 3.0 per order ( $15/5 = 3.0$ ).

Procurements of over \$5,000.00 during the period of March 2018 are shown below:

- Two (2) Purchase Orders were let, in the total amount of \$128,000, for the liquid fuel needs of the Commission for the remainder of the 2018.
- Four (4) Purchase Orders were let, in the total amount of \$90,175.00 for at the request of the Electronic Security & Surveillance Department for needs at Commission Facilities.
- Two (2) Purchase Orders were let, in the total amount of \$78,724.72, for the annual copier lease and copy needs for the Commission.
- A Purchase Order was issued, in the total amount of \$39,882.04, for armored car services for Commission Toll Bridge Facilities.
- A Purchase Order was issued, in the total amount of \$39,300.00, for the USGS River Gauge Agreement.

In addition to the practices employed incidental to purchase of materials, etc., from vendors on a direct basis, the Commission also purchases via direct utilization of the purchasing processes of the State of New Jersey, the Commonwealth of Pennsylvania and other joint purchasing arrangements.

**DELAWARE RIVER JOINT TOLL BRIDGE COMMISSION**  
**REPORT OF PURCHASING ACTIVITIES**

March 2018

PO Number	Vendor Name	General Description	Req Dept	Contract/Resolution/ Comment	** BY AUTHORITY OF **	
					Commission	Director of Purchasing
20180071	HOME DEPOT	OFFICE REMODEL MATERIALS	EP	NJ A-83930		1,263.92
20180072	SUBURBAN PROPANE	LIQUID FUELS	TM	PA#4400011997		51,000.00
20180073	SUBURBAN PROPANE	LIQUID FUELS-NHLT	NHL	PA#4400011997		77,000.00
20180074	SCHNEIDER ELECTRIC BUILDING AMERICAS, INC.	ESS WORKSTATIONS (2)	ESS	ENG 2313-06-13		8,175.00
20180075	MORTON SALT INC.	ROADWAY SALT-TM	TM	NJ-TO213		28,019.63
20180076	ALL-STATE SEPTIC SYSTEMS	SEPTIC PUMP OUT	I78			240.00
20180077	DI TSCHMAN FLEMINGTON FORD	2011 FORD ESCAPE REPAIR	NHL			1,276.10
20180078	GOODYEAR AUTO SERVICE CENTER	TIRES	NHL	PA 4400015997		906.04
20180079	AMERICAN ASPHALT CO INC	EZ STREET 50# BAG	I78			812.00
20180080	SCHNEIDER ELECTRIC BUILDING AMERICAS, INC. <b>CAPITAL RESERVE</b>	L-78 BANKING RM SECURITY	ESS	ENG 2313-06-13	10,350.00	
20180081	SEALMASTER/ALLENTOWN	AQUAPHALT-3.5 GAL, 6MM	I78			8,852.00
20180082	NAPA/BLAIRSTOWN	REPLACEMENT BATTERIES	PC			334.23
20180083	TURTLE & HUGHES	LIGHTPOLE	EP			3,350.00
20180084	COOPER ELECTRIC SUPPLY CO	LIGHTING	I78			736.30
20180085	A&H EQUIPMENT CO	SWEEPER REPAIR PARTS	DWG	PA COSTARS 25		603.91
20180086	SAMZIE'S UNIFORMS	SILVER METAL WHISTLES	ESS			250.00
20180087	FERGUSON	3 PH ELECTRIC HOT WATER HEATER	TM			3,942.00
20180088	DOI-USGS	USGS 4 RIVER GAUGE CONTRACT	MULTI			39,300.00
20180089	DE LAGE LANDEN FINANCIAL SERV	ANNUAL LEASES-30 MFP COPIERS	MULTI			59,325.32
20180090	ASSOCIATED IMAGING SOLUTIONS	COPY CHARGES	PUR			19,399.40
20180091	INNOVATIVE SURFACE SOLUTIONS	MAG CHLORIDE	NHL			4,002.33

**DELAWARE RIVER JOINT TOLL BRIDGE COMMISSION**  
**REPORT OF PURCHASING ACTIVITIES**

March 2018

PO Number	Vendor Name	General Description	Req Dept	Contract/Resolution/ Comment	** BY AUTHORITY OF **	
					Commission	Director of Purchasing
20180092	GRAINGER	BULLETIN BOARD	I78	NJ M-0002		490.00
20180093	MID ATLANTIC PUMP AND EQUIPMENT CO	PUMP REPAIR PARTS	I78			2,003.00
20180094	GARDA CL ATLANTIC, INC	ARMORED TRUCK SERVICE 7 SITES	MULTI			39,882.04
20180095	GARDEN STATE HIGHWAY PRODUCTS	GUIDE POSTS	I78	NJ T-0121		2,535.00
20180096	ORION SFTY PROD/STANDARD FUSEE	FUSES	I78	PA 4400015999		1,199.04
20180097	SET RITE CORPORATION	DOOR REPAIR	TM			1,150.35
20180098	SHAMMY SHINE CAR WASHES	CAR WASH SERVICE AS NEEDED	EP			1,500.00
20180099	SCHNEIDER ELECTRIC BUILDING AMERICAS, INC. CAPITAL RESERVE	PERM. POWER TO ESS CAMERAS	ESS	ENG 2313-06-13	55,425.00	
20180100	GENERAL SUPPLY COMPANY	LOCK SERVICE	I78			398.05
20180101	HAJOCA CORPORATION	TURBO TORCH PLUMBING KIT	PC			349.31
20180102	MUNICIPAL MAINTENANCE CO., INC	PUMPING STATION PM	I78			1,025.00
20180103	STARR UNIFORM	UNIFORM PATCHES	ESS	PA COSTARS 12		1,200.00
20180104	TRANS EDGE TRUCK CENTER	FUEL ADDITIVE	I78			131.00
20180105	J. FLETCHER CREAMER & SONS, INC	GUIDE RAIL/ATTENUATOR SERVICES	PC	ENG 2474-06-14	900.00	
20180106	J. FLETCHER CREAMER & SONS, INC	GUIDE RAIL/ATTENUATOR SERVICES	DWG	ENG 2474-06-14	450.00	
20180107	J. FLETCHER CREAMER & SONS, INC	GUIDE RAIL/ATTENUATOR SERVICES	DWG	ENG 2474-06-14	7,175.00	
20180108	SCHNEIDER ELECTRIC BUILDING AMERICAS, INC.	CCTV/CARD ACCESS NEW ESS AREA	ESS	ENG 2574 06-14	16,225.00	
20180109	LINDSEY EQUIPMENT/JOHN DEERE	WATER PUMP REPLACEMENT	MM			518.37
20180110	PPC LUBRICANTS	HYDRAULIC FLUID	NHL	PA 4400014545		308.00
20180111	A&H EQUIPMENT CO	SWEEPER REPAIR PARTS	DWG	PA 4400012019		256.40



**DELAWARE RIVER JOINT TOLL BRIDGE COMMISSION  
REPORT OF PURCHASING ACTIVITIES**

**March 2018**

PO Number	Vendor Name	General Description	Req Dept	Contract/Resolution/ Comment	** BY AUTHORITY OF **		
					Commission	Director of Purchasing	Director
20180112	RUMSEY ELECTRIC	HIGHWAY LIGHT ASSEMBLY	DWG			1,935.00	
20180113	PPC LUBRICANTS	MOTOR OIL 55-GALLON DRUMS	DWG	PA 4400006868		931.15	
20180114	EMR POWER SYSTEMS LLC	EMERGENCY GENERATOR REPAIR	NHL			1,466.83	
20180115	SEALMASTER/ALLENTOWN	AQUAPHALT PATCH	MULTI			5,133.00	
20180116	J. FLETCHER CREAMER & SONS, INC	GUIDE RAIL REPAIR/REPLACE	I78	ENG 2474-06-14	10,250.00		
20180117	J. FLETCHER CREAMER & SONS, INC	GUIDE RAIL REPAIR/REPLACE	EP	ENG 2474-06-14	21,800.00		
20180118	SEALMASTER/ALLENTOWN	AQUAPHALT PATCH	NHL			1,427.00	
20180119	HOOVER TRUCK CENTER	TRUCK REPAIR PARTS ( FREIGHT)	MM	NJ T-2108		425.84	
20180120	HOOVER TRUCK CENTER	TRUCK REPAIR PARTS	MM	NJ T-2108		676.29	
20180121	GRAINGER	TRAFFIC CONTROL SUPPLIES	EP	NJ M0002		998.00	

**Purchase Order Count: 51**

**AUTHORITY TOTALS:**

\$122,575.00      \$374,487.05      \$240.00

**GRAND TOTAL:**

\$497,302.05

Delaware River Joint Toll Bridge Commission  
Meeting of April 30, 2018

**E-Z PASS REPORT**  
**CUSTOMER SERVICE CENTER/VIOLATIONS PROCESSING CENTER**  
**OPERATIONS (CSC/VPC) REPORT FOR THE E-ZPASS SYSTEM**  
**MARCH 2018**

<b>SUBJECT</b>	<b>DESCRIPTION</b>	<b>PAGE NUMBER</b>
<b>E-ZPass CSC/VPC Operations Report</b>	<b>E-ZPass CSC/VPC Operations Report March</b>	<b>1-3</b>

Delaware River Joint Toll Bridge Commission  
Meeting of April 30, 2018

**E-Z PASS REPORT  
CUSTOMER SERVICE CENTER/VIOLATIONS PROCESSING CENTER  
OPERATIONS (CSC/VPC) REPORT FOR THE E-ZPASS SYSTEM  
MARCH 2018**

E-ZPass Account and Transponder Information as reported by Conduent State and Local  
Solutions, Inc. (CSC/VPC Provider)

Total Number of Migrated DRJTBC and NJ CSC E-ZPass Accounts

Migrated Business Accounts	Migrated Private Accounts	Total Number of Migrated Accounts	Total Number of NJ CSC Active Accounts
1,654	77,339	78,993	2,908,299

Total Number of Migrated DRJTBC (029) Transponders and NJ CSC E-ZPass Transponders

Migrated Business Account Transponders	Migrated Private Account Transponders	Total Number of Migrated Transponders	Total Number of NJ CSC Active Transponders
9,228	131,323	140,551	5,178,612

The Commission will be able to identify 78,993 migrated accounts through a prefix account number (60000). This number will precede the 4-digit account assigned to these accounts. The prefix number was provided in order for the Commission to identify all migrated E-ZPass accounts.

Delaware River Joint Toll Bridge Commission  
Meeting of April 30, 2018

**E-Z PASS REPORT**  
**CUSTOMER SERVICE CENTER/VIOLATIONS PROCESSING CENTER (CSC/VPC)**  
**OPERATIONS REPORT FOR THE E-ZPASS SYSTEM**  
**MARCH 2018**

<b>E-ZPass Department Call Activity</b>	<b>Total Calls for March</b>
<b><i>CSC/VPC Inquiries</i></b>	
Account Modification Requests	237
Violation Notification Inquires	114
<b><i>General Commission Inquiries</i></b>	
Calls referred to Other Departments (H.R., Eng., ESS)	25
<b><i>Web-Inquiries</i></b>	
Account Updates	20
Violations	10
Disputes	12
<b>TOTAL NUMBER OF CALLS</b>	<b>418</b>

E-ZPass account modification requests and violation inquiries represent an increase in calls for March.

Delaware River Joint Toll Bridge Commission  
Meeting of April 30, 2018

**E-Z PASS REPORT**  
**CUSTOMER SERVICE CENTER/VIOLATIONS PROCESSING CENTER (CSC/VPC)**  
**OPERATIONS REPORT FOR THE E-ZPASS SYSTEM**  
**MARCH 2018**

**CSC/VPC Pre-Migration Collection Accounts:**

As a result of pre-migration collection efforts from January 2015 through March 2018, Professional Account Management (PAM) a Duncan Solutions Company reports \$165,196.70 collected in outstanding tolls and fees.

Professional Account Management (PAM) a Duncan Solutions Company provide the Commission with monthly payment status updates. Collection activity will continue to be monitored by the E-ZPass Department.

**New Jersey Customer Service Center Upgrade:**

New Jersey E-ZPass Customer Service Center upgrade was completed on Monday, October 16th. Customer Service System upgrade include the Automated Voice Response (IVR), E-ZPass website and the E-ZPass customer account and analytic reports program (Vector).

**Violation Camera Monitoring:**

The E-ZPass Department in tandem with TransCore's Field Service Technicians (FSTs) monitor vehicle license plate images in the Southern, Central and Northern Regions through the Commission's Violation Enforcement System (VES).

**IAG, New Jersey Turnpike Authority (NJTA) and Electronic Toll Collection System (ETC) Meetings and Workshops**

Continue to represent the Commission at the following committees, meetings and workshops:

1. IAG Reciprocity Committee
2. IAG Public Relations & Marketing Committee
3. IAG Legal Committee
4. IAG Rental/Fleet Car Subgroup Committee
5. New Jersey Turnpike Authority Project Status Meetings
6. New Jersey Customer Service Center Implementation Requirements Meetings
7. Electronic Toll Collection System Replacement Meetings

**DELAWARE RIVER JOINT TOLL BRIDGE COMMISSION**  
**Meeting of April 30, 2018**

**ELECTRONIC TOLL COLLECTION PROGRAM**

**MONTH OF MARCH 2018**

<b>SUBJECT</b>	<b>DESCRIPTION</b>	<b>PAGE NUMBER</b>
ETC PROGRAM	Electronic Toll Collection Program Report	1-2

**DELAWARE RIVER JOINT TOLL BRIDGE COMMISSION**  
**Meeting of April 30, 2018**

**ELECTRONIC TOLL COLLECTION PROGRAM**  
**MONTH OF MARCH 2018**

The following items were recently initiated, accomplished or performed during the above noted month:

Activities for the In-Lane Toll System

1. TransCore is addressing punch list items, final project documentation and as-built drawings. Project Provisional Acceptance was issued on August 16, 2017 and the project is transitioning into the maintenance phase.
2. TransCore implemented a plan to improve system performance, focusing on vehicles classifications. The plan included revisiting each lane, checking all equipment connections/configurations and tuning the equipment to increase performance levels. The RK&K team conducted several additional system audits to determine the level of performance. The vehicle classification system is still performing lower than the requirements included in the contract. Commission staff met with the executive management team from TransCore to discuss our on-going concerns regarding the system performance. TransCore developed and implemented an action list to increase performance. The software changes were completed at the Delaware Water Gap Toll Bridge and we are observing improved performance. TransCore will deploy the latest software build at the I-78 Toll Bridge. If similar performance improvements occur, then the software will be deployed at all toll plazas. Commission Staff and TransCore meet weekly to review this issue and discuss the action plan.
3. TransCore will be replacing the serial communication cable for the transponder readers at each plaza with an Ethernet cable to improve reader reliability.
4. TransCore added downstream looking Digital Video Auditing System (DVAS) cameras for the open road tolling lanes at the I-78 and Delaware Water Gap Toll Bridges to improve image capture for the auditing system.
5. TransCore addressed the remaining report issues and Commission staff is confirming that the reports are working to their satisfaction.
6. Commission Staff, TransCore and the RK&K team meet monthly to review and discuss system operational and maintenance items..

**DELAWARE RIVER JOINT TOLL BRIDGE COMMISSION**  
**Meeting of April 30, 2018**

Activities for the E-ZPass Customer Service Center/Violation Processing Center

1. The new NJ Customer Service Center (CSC) is live. The New Jersey Turnpike Authority (NJTA), as the lead agency, is facilitating all meetings with the other agencies and Conduent.

General Electronic Toll Collection Program Activities

1. Mr. Stracciolini participated in the IAG E-ZPass Executive Management Committee meeting and Policy Committee meetings.



**Delaware River Joint Toll Bridge Commission  
Meeting of April 30, 2018**

**CONTRACT COMPLIANCE REPORT INDEX**

**Month of March 2018**

<b>SUBJECT</b>	<b>DESCRIPTION</b>	<b>PAGE NUMBER</b>
<b>Contract Compliance Program Operations Report</b>	<b>Operations Report March 2018</b>	<b>1-30</b>

**Delaware River Joint Toll Bridge Commission**  
**Meeting of April 30, 2018**

**IBE PROGRAM OVERVIEW**

The Delaware River Joint Toll Bridge Commission (Commission) established an IBE Program (MBE/WBE/SBE/DBE/DsBE/VBE) with a target of 25% for all Professional Services and Construction contracts awarded by the Commission effective July 1, 2014. To date, the Commission has awarded forty-six (46) contracts, with the IBE Program requirements. Currently there are 32 active contracts and 14 contracts that have been completed and archived.

**Elation Systems**

The Commission began using Elation Systems effective January 2017, as the online system for Payment Verification and Certified Payroll Reporting (CPR). All contracts awarded by the Commission to a Prime Consultant/Prime Contractor and their Subconsultants and Subcontractors use this service free of charge. Online training is available to users on how to use Elation Systems. The Contract Compliance Department and Elation Support Staff are available to assist all users.

The Contract Compliance Department (CCD) monitors, posts and reports all data in regards to all payments. The CCD also reviews all Certified Payrolls submitted into Elation Systems.

*The following are all mandatory requirements:*

**Company On-Line Registration:**

- i. All Primes must register their company and activate an account in Elation Systems; *and*
- ii. All Primes must also ensure that all Subconsultants and Subcontractors register their company and activate an account in Elation Systems.

**Payment Verification:**

- i. All Prime Contractors must post all payments to their Subconsultants and/or Subcontractors in Elation Systems; *and*
- ii. All Prime Contractors and their Subconsultants and/or Subcontractors must confirm all payments received in Elation Systems.

**Certified Payroll Reporting:**

- i. All Prime Contractors are responsible for assigning someone from their staff with the responsibility to review, approve, and upload their CPR(s) on a weekly basis into Elation Systems; *and*
- ii. All Prime Contractors must also ensure that their Subcontractors upload their CPR(s) on a weekly basis into Elation Systems.

**Delaware River Joint Toll Bridge Commission  
Meeting of April 30, 2018**

**M E E T I N G S**

**Professional Services Contracts**

**Pre-Proposal Meeting(s):** Contract C-704A Construction Inspection Services TOA

**Oral Presentation(s) / Interview(s):** None

**Kick-Off Meeting(s):** Contract C-519A Southern Operations & Maintenance Facilities Improvements

**Construction Contracts**

**Pre-Bid Meeting(s):** None

**Bid Opening(s):** Contract T-707A Commission Administration Building at Scudder Falls and Adaptive Reuse of the 1799 Building

**Pre-Construction Meeting(s):** None

**Kick-Off Meeting(s):** None

**Bi-Weekly Progress Meeting(s):** Contract T-668A Scudder Falls Bridge Replacement Project

**Conference(s) / Seminar(s) / Event(s) / Other Meetings**

DRJTBC - Monthly Departmental (CAO) Staff Meeting  
DRJTBC - Monthly Commissioner's Committee Meeting  
DRJTBC - Monthly Commissioner's Meeting  
DRJTBC - Monthly Contract Compliance Meeting  
03/01/18 - Conference Call w Contractor re: PA Certified Payroll  
03/06/18 - Meeting with Blane Stoddart  
03/20/18 - Conference Call w Contractor re: Construction Matter  
03/28/18 - WTS Philadelphia Board Meeting

**Elation Produced Reports**

The following documents present a set of charts that depict a summary of payments for active and completed contracts since the inception of the IBE program. These charts are followed by pie charts that show the distribution of payments by their IBE certification type.

The following spreadsheets include payment data for both Professional and Construction Contracts that are active and/or completed.


The Workforce Utilization pie charts illustrate the hours worked and ethnicity. The attached Workforce Utilization spreadsheet provides detailed data on the trade, ethnicity, and gender of each construction project.

Lastly, the Minority, Women, and Small Business Enterprise charts show the progress of all Professional and Construction Contracts relevant to the MWSBE Program.

## Summary - Active Professional Services and Construction Contracts Payments Detail Report Totals


### Summary - Professional Services (PS) and Construction Contracts (CC)

<b>Total Number of Contracts - (PS &amp; CC)</b>	<b>32</b>	<b>IBE %</b>
<b>IBE Target for All Prime Contractors - (PS &amp; CC)</b>		<b>25.00%</b>
<b>Total Value of Contracts - (PS &amp; CC)</b>	<b>\$530,242,605.96</b>	<b>4.64%</b>
<b>Total Payments to Prime Contractors - (PS &amp; CC)</b>	<b>\$134,626,591.13</b>	
<b>Total Payments to IBEs</b>	<b>\$24,591,478.25</b>	<b>18.27%</b>




### Summary - Professional Services Contracts (PS)

<b>Total Number of Professional Contracts - (PS)</b>	<b>21</b>	<b>IBE %</b>
<b>IBE Target for All Prime Contractors - (PS &amp; CC)</b>		<b>25.00%</b>
<b>Total Value of Contracts - (PS &amp; CC)</b>	<b>\$530,242,605.96</b>	<b>1.51%</b>
<b>Total Value of Contracts - (PS)</b>	<b>\$89,693,281.27</b>	
<b>Total Payments to Prime Contractors - (PS)</b>	<b>\$36,259,070.26</b>	
<b>Total Payments to IBEs</b>	<b>\$7,981,610.84</b>	<b>22.01%</b>



### Summary - Construction Contracts (CC)

<b>Total Number of Construction Contracts - (CC)</b>	<b>11</b>	<b>IBE %</b>
<b>IBE Target for All Prime Contractors - (PS &amp; CC)</b>		<b>25.00%</b>
<b>Total Value of Contracts - (PS &amp; CC)</b>	<b>\$530,242,605.96</b>	<b>3.13%</b>
<b>Total Value of Contracts - (CC)</b>	<b>\$440,549,324.69</b>	
<b>Total Payments to Prime Contractors - (CC)</b>	<b>\$98,367,520.87</b>	
<b>Total Payments to IBEs</b>	<b>\$16,609,867.41</b>	<b>16.89%</b>



\*\*\* The above bar charts reflect data relative to CONFIRMED payments only.

PS = Professional Services Prime Consultants  
 CC = Construction Prime Contractors  
 IBE = Minority, Women, Small, Veteran, Disadvantaged, and Disabled Subcontractors and Subconsultants  
 Target = IBE 25% commitment on Commission Awarded Projects



## Active Professional Services Contracts Payment Detail Report

Total Prime's Contracts Value \$89,693,281.27  
 Total Payments to IBEs \$8,803,706.66  
 Target 25.00%  
 Actual 9.82%

CONTRACT TITLE	CONTRACT NO.	PRIME CONTRACTOR	CONTRACT VALUE	PAYMENTS TO PRIME	PRIME TARGET	PRIME ACTUAL	IBE TYPE	START DATE	END DATE
1 General Engineering Services 2015-2018 Annual Inspections	C-684A-1	Cherry, Weber & Assoc., P.C.	\$ 840,000.00	\$ 592,382.72	25.00%	24.47%		02/23/2015	12/31/2018
		IBE VENDOR	IBE CONTRACT VALUE	PAYMENTS TO IBE	IBE TARGET	IBE ACTUAL	IBE TYPE		
		SIH Engineering, P.C.	\$ 210,000.00	\$ 144,934.24	25.00%	17.25%	MBE		
		IBE TOTALS	\$ 210,000.00	\$ 144,934.24	25.00%	17.25%			
2 Scudder Falls Bridge Replacement Project - Final Design Services	C-660A	Michael Baker Int'l, Inc.	\$ 28,490,033.74	\$ 25,872,411.47	25.00%	22.35%		02/23/2015	12/31/2021
		IBE VENDOR	IBE CONTRACT VALUE	PAYMENTS TO IBE	IBE TARGET	IBE ACTUAL	IBE TYPE		
		Amy S. Greene Environmental Consultants, Inc.	\$ 225,188.11	\$ 143,823.88	00.79%	0.50%	WBE		
		French & Parrello Associates	\$ 1,551,295.85	\$ 1,520,272.80	05.45%	5.34%	VBE		
		IH Engineers, P.C.	\$ 2,527,110.97	\$ 2,500,243.59	08.87%	8.78%	MBE		
		Naik Consulting Group, P.C.	\$ 1,518,181.81	\$ 1,518,181.81	05.33%	5.33%	DBE		
		Stokes Creative Group, Inc.	\$ 475,397.11	\$ 100,461.21	01.67%	0.35%	WBE		
		IBE TOTALS	\$ 6,297,173.85	\$ 5,782,983.29	22.10%	20.30%			
3 TOA / Building Construction Management Services - PA Assignment Level 3 Toll Bridge Facilities Energy Contract	C-657A	Joseph Jingoli & Son, Inc.	\$ 300,000.00	\$ 274,998.85	25.00%	4.87%		04/13/2015	02/28/2018
		IBE VENDOR	IBE CONTRACT VALUE	PAYMENTS TO IBE	IBE TARGET	IBE ACTUAL	IBE TYPE		
		Burris Contracting, LLC	\$ 75,000.00	\$ 13,380.00	25.00%	4.46%	MBE		
		JBC Associates, Inc.	\$ -	-	00.00%	0.00%	DBE		
		STPCx, LLC	\$ -	-	00.00%	0.00%	SBE		
		USA Architects	\$ -	-	00.00%	0.00%	SBE		
		IBE TOTALS	\$ 75,000.00	\$ 13,380.00	25.00%	4.46%			
4 Scudder Falls Bridge Replacement Project - Public Involvement Service	C-662A	McCormick & Taylor, Inc.	\$ 1,800,016.87	\$ 770,424.09	25.00%	19.54%		09/28/2015	12/30/2021
		IBE VENDOR	IBE CONTRACT VALUE	PAYMENTS TO IBE	IBE TARGET	IBE ACTUAL	IBE TYPE		
		Information Logistics, Inc.	\$ 180,001.69	\$ 2,555.00	10.00%	0.14%	DBE		
		Stokes Creative Group, Inc.	\$ 630,005.90	\$ 147,953.75	35.00%	8.22%	DBE		
		IBE TOTALS	\$ 810,007.59	\$ 150,508.75	45.00%	8.36%			



# Active Professional Services Contracts Payment Detail Report

Total Prime's Contracts Value \$89,693,281.27  
 Total Payments to IBEs \$8,803,706.66  
 Target 25.00%  
 Actual 9.82%

CONTRACT TITLE	CONTRACT NO.	PRIME CONTRACTOR	CONTRACT VALUE	PAYMENTS TO PRIME	PRIME TARGET	PRIME ACTUAL	IBE TYPE	START DATE	END DATE
5 I-78 Maintenance Garage Expansion	C-508A	Burns Engineering, Inc.	\$ 686,117.37	\$ 659,809.92	25.00%	44.88%		09/30/2015	04/30/2018
		IBE VENDOR	IBE CONTRACT VALUE	PAYMENTS TO IBE	IBE TARGET	IBE ACTUAL	IBE TYPE		
		American Engineers Group, LLC	\$ 24,014.11	\$ 23,012.21	3.50%	3.35%	MBE		
		Malick & Scherer	\$ 109,778.78	\$ 108,810.88	16.00%	15.86%	DBE		
		Sowinski Sullivan Architects, P.C.	\$ 171,529.34	\$ 164,287.18	25.00%	23.94%	WBE		
		IBE TOTALS	\$ 305,322.23	\$ 296,110.27	44.50%	43.16%			
6 TOA / Engineering Services - PA Assignment	C-696A	Johnson, Mirmiran and Thompson, Inc.	\$ 500,000.00	\$ 24,188.98	25.00%	0.00%		10/26/2015	02/28/2018
		IBE VENDOR	IBE CONTRACT VALUE	PAYMENTS TO IBE	IBE TARGET	IBE ACTUAL	IBE TYPE		
		ACT Engineers, Inc.	\$ 25,000.00	\$ -	05.00%	0.00%	WBE		
		American Geotechnical & Environmental Services	\$ 25,000.00	\$ -	05.00%	0.00%	DBE		
		Barry Issett & Assoc.	\$ 25,000.00	\$ -	05.00%	0.00%	DBE		
		Envision Consultants, Ltd.	\$ 25,000.00	\$ -	05.00%	0.00%	WBE		
		SJH Engineering, P.C.	\$ 25,000.00	\$ -	05.00%	0.00%	DBE		
		Traffic Planning and Design, Inc.	\$ 25,000.00	\$ -	05.00%	0.00%	SBE		
		IBE TOTALS	\$ 150,000.00	\$ -	30.00%	0.00%			
7 I-78 Maintenance Garage Expansion Engineering Services for Construction Management	CM-508A	STV, Inc.	\$ 586,402.81	\$ 545,161.48	25.00%	14.78%		02/29/2016	04/30/2018
		IBE VENDOR	IBE CONTRACT VALUE	PAYMENTS TO IBE	IBE TARGET	IBE ACTUAL	IBE TYPE		
		Envision Consultants, Ltd.	\$ 36,943.38	\$ 33,957.55	06.30%	5.79%	SBE		
		HRV Conformance Verification Associates, Inc.	\$ 19,937.70	\$ -	03.40%	0.00%	DBE		
		IH Engineers, P.C.	\$ 102,913.69	\$ 46,603.11	17.55%	7.95%	MBE		
		IBE TOTALS	\$ 159,794.77	\$ 80,560.66	27.25%	13.74%			
8 I-78 Bridges & Approach Slab Rehabilitation	C-644A	Gannett Fleming, Inc.	\$ 651,157.49	\$ 368,213.61	25.00%	5.31%		02/29/2016	12/31/2018
		IBE VENDOR	IBE CONTRACT VALUE	PAYMENTS TO IBE	IBE TARGET	IBE ACTUAL	IBE TYPE		
		Malick & Scherer	\$ 65,115.75	\$ 7,175.01	10.00%	1.10%	DBE		
		SJH Engineering, P.C.	\$ 97,673.62	\$ 12,390.84	15.00%	1.90%	DBE		
		IBE TOTALS	\$ 162,789.37	\$ 19,565.85	25.00%	3.00%			



## Active Professional Services Contracts Payment Detail Report

Total Prime's Contracts Value \$89,693,281.27  
 Total Payments to IBEs \$8,803,706.66  
 Target 25.00%  
 Actual 9.82%

CONTRACT TITLE	CONTRACT NO.	PRIME CONTRACTOR	CONTRACT VALUE	PAYMENTS TO PRIME	PRIME TARGET	PRIME ACTUAL	IBE TYPE	START DATE	END DATE
TOA / Engineering Services for Electronic Toll Collection System	C-701A	Rummel, Klepper and Kahl, LLP	\$ 500,000.00	\$ 207,052.58	25.00%	26.24%		06/07/2016	06/07/2018
		IBE VENDOR	IBE CONTRACT VALUE	PAYMENTS TO IBE	IBE TARGET	IBE ACTUAL	IBE TYPE		
		Fagan Consulting	\$ 50,000.00	\$ -	10.00%	0.00%	DBE		
		KS Engineers, P.C.	\$ 35,000.00	\$ -	07.00%	0.00%	MBE		
		Navarro & Wright Consulting Engineers, Inc.	\$ 54,027.04	\$ 54,027.04	10.81%	10.81%	DBE		
		Spock Solutions, Inc.	\$ 40,000.00	\$ 300.00	08.00%	0.06%	WBE		
		IBE TOTALS	\$ 179,027.04	\$ 54,327.04	35.81%	10.87%			

CONTRACT TITLE	CONTRACT NO.	PRIME CONTRACTOR	CONTRACT VALUE	PAYMENTS TO PRIME	PRIME TARGET	PRIME ACTUAL	IBE TYPE	START DATE	END DATE
TOA / Engineering Services - NJ Assignment	C-696B	French & Parrello Associates	\$ 500,000.00	\$ 136,327.86	25.00%	29.71%		07/18/2016	07/31/2018
		IBE VENDOR	IBE CONTRACT VALUE	PAYMENTS TO IBE	IBE TARGET	IBE ACTUAL	IBE TYPE		
		Area Engineering, Inc.	\$ 25,000.00	\$ -	05.00%	0.00%	DBE		
		Elliana, Inc.	\$ 25,000.00	\$ -	05.00%	0.00%	DBE		
		McCabe Environmental	\$ 25,000.00	\$ -	05.00%	0.00%	DBE		
		USA Architects	\$ 75,000.00	\$ 40,502.02	15.00%	8.10%	SBE		
		IBE TOTALS	\$ 150,000.00	\$ 40,502.02	30.00%	8.10%			

CONTRACT TITLE	CONTRACT NO.	PRIME CONTRACTOR	CONTRACT VALUE	PAYMENTS TO PRIME	PRIME TARGET	PRIME ACTUAL	IBE TYPE	START DATE	END DATE
TOA / Construction Management Services - PA Assignment	C-703A	Urban Engineers, Inc.	\$ 500,000.00	\$ 156,536.24	25.00%	3.33%		12/20/2016	12/19/2018
		IBE VENDOR	IBE CONTRACT VALUE	PAYMENTS TO IBE	IBE TARGET	IBE ACTUAL	IBE TYPE		
		Malick & Scherer	\$ 5,000.00	\$ -	01.00%	0.00%	MBE		
		McKenna Safety Services, LLC	\$ 60,000.00	\$ 5,205.00	12.00%	1.04%	WBE		
		RIG Consulting, Inc.	\$ 5,000.00	\$ -	01.00%	0.00%	DBE		
		Stokes Creative Group, Inc.	\$ 60,000.00	\$ -	12.00%	0.00%	WBE		
		IBE TOTALS	\$ 130,000.00	\$ 5,205.00	26.00%	1.04%			

CONTRACT TITLE	CONTRACT NO.	PRIME CONTRACTOR	CONTRACT VALUE	PAYMENTS TO PRIME	PRIME TARGET	PRIME ACTUAL	IBE TYPE	START DATE	END DATE
Structural / Civil Task Order Agreement	C-702B	IH Engineers, P.C. (IBE)	\$ 1,000,000.00	\$ 272,656.65	100.00%		MBE	01/23/2017	10/31/2018
		IBE VENDOR	IBE CONTRACT VALUE	PAYMENTS TO IBE	IBE TARGET	IBE ACTUAL	IBE TYPE		
		Amy S. Greene Environmental Consultants, Inc.	\$ 50,000.00	\$ -	05.00%	0.00%	WBE		
		Brinkerhoff Environmental Services, Inc.	\$ -	\$ -	00.00%	0.00%	WBE		
		IBE TOTALS	\$ 50,000.00	\$ -	05.00%	0.00%			



## Active Professional Services Contracts Payment Detail Report

Total Prime's Contracts Value \$89,693,281.27  
 Total Payments to IBE's \$8,803,706.66  
 Target 25.00%  
 Actual 9.82%

CONTRACT TITLE	CONTRACT NO.	PRIME CONTRACTOR	CONTRACT VALUE	PAYMENTS TO PRIME	PRIME TARGET	PRIME ACTUAL	IBE TYPE	START DATE	END DATE
13 Scudder Falls Bridge Replacement Project - Construction Management Services	CM-669A	Hill International, Inc.	\$ 25,015,066.98	\$ 3,221,891.17	25.00%	12.59%		02/09/2017	12/15/2021
		IBE VENDOR	IBE CONTRACT VALUE	PAYMENTS TO IBE	IBE TARGET	IBE ACTUAL	IBE TYPE		
		Envision Consultants, Ltd.	\$ 1,373,297.45	\$ 128,884.34	05.49%	0.52%	WBE		
		JCMS, Inc.	\$ 799,937.77	\$ 58,435.84	03.20%	0.23%	SBE		
		KS Engineers, P.C.	\$ 2,561,865.72	\$ 180,267.46	10.24%	0.72%	MBE		
		McKenna Safety Services, LLC	\$ 496,882.52	\$ -	01.99%	0.00%	SBE		
		PKB Engineering Associates	\$ 1,182,091.06	\$ 37,960.71	04.73%	0.15%	MBE		
		IBE TOTALS	\$ 6,414,074.52	\$ 405,548.35	25.64%	1.62%			
14 Commission Administration Building at Scudder Falls	C-707A	USA Architects (IBE)	\$ 1,376,451.71	\$ 992,207.11	40.00%	100.00%	SBE	02/28/2017	11/30/2019
		IBE VENDOR	IBE CONTRACT VALUE	PAYMENTS TO IBE	IBE TARGET	IBE ACTUAL	IBE TYPE		
		ACT Engineers, Inc.	\$ 137,645.17	\$ 24,706.15	10.00%	1.79%	SBE		
		Ellana, Inc.	\$ 55,058.07	\$ 47,367.58	04.00%	3.44%	WBE		
		French & Parrello Associates	\$ 550,000.00	\$ 196,393.67	39.96%	14.27%	VBE		
		IEI Group, Ltd.	\$ 82,587.10	\$ 80,164.85	06.00%	5.82%	WBE		
		IBE TOTALS	\$ 825,290.34	\$ 348,632.25	59.96%	25.33%			
15 Scudder Falls Bridge Replacement Project - NJ Approach Construction	CI-673A	Gannett Flemming, Inc.	\$ 6,568,103.32	\$ 672,489.83	25.00%	17.17%		02/28/2017	08/31/2021
		IBE VENDOR	IBE CONTRACT VALUE	PAYMENTS TO IBE	IBE TARGET	IBE ACTUAL	IBE TYPE		
		Churchill Consulting Engineers	\$ 2,331,676.68	\$ 115,462.02	35.50%	1.76%	SBE		
		IBE TOTALS	\$ 2,331,676.68	\$ 115,462.02	35.50%	1.76%			
16 Scudder Falls Bridge Replacement Project - PA Approach Improvements	CI-671A	TRC Engineers, Inc.	\$ 6,515,220.03	\$ 441,097.64	25.00%	62.63%		03/01/2017	08/31/2021
		IBE VENDOR	IBE CONTRACT VALUE	PAYMENTS TO IBE	IBE TARGET	IBE ACTUAL	IBE TYPE		
		RIG Consulting, Inc.	\$ 2,331,797.25	\$ 276,267.87	35.79%	4.24%	DBE		
		IBE TOTALS	\$ 2,331,797.25	\$ 276,267.87	35.79%	4.24%			



## Active Professional Services Contracts Payment Detail Report

Total Prime's Contracts Value \$89,693,281.27  
 Total Payments to IBEs \$8,803,706.66  
 Target 25.00%  
 Actual 9.82%

CONTRACT TITLE	CONTRACT NO.	PRIME CONTRACTOR	CONTRACT VALUE	PAYMENTS TO PRIME	PRIME TARGET	PRIME ACTUAL	IBE TYPE	START DATE	END DATE
17 Scudder Falls Bridge Replacement Project - Main River Bridge Replacement	CI-672A	Parsons Brinckerhoff	\$ 7,776,718.32	\$ 517,331.51	25.00%	21.14%		03/01/2017	12/31/2021
		IBE VENDOR	IBE CONTRACT VALUE	PAYMENTS TO IBE	IBE TARGET	IBE ACTUAL	IBE TYPE		
		KS Engineers, P.C.	\$ 2,886,717.84	\$ 109,369.96	37.12%	1.41%	MBE		
		IBE TOTALS	\$ 2,886,717.84	\$ 109,369.96	37.12%	1.41%			
CONTRACT TITLE	CONTRACT NO.	PRIME CONTRACTOR	CONTRACT VALUE	PAYMENTS TO PRIME	PRIME TARGET	PRIME ACTUAL	IBE TYPE	START DATE	END DATE
18 I-78 Bridges and Approach Slabs Rehabilitation Construction Management / Inspection Services	CM-644A	Greenman-Pedersen, Inc.	\$ 1,545,442.08	\$ 425,440.35	25.00%	3.36%		04/26/2017	12/31/2018
		IBE VENDOR	IBE CONTRACT VALUE	PAYMENTS TO IBE	IBE TARGET	IBE ACTUAL	IBE TYPE		
		Advanced Infrastructure Design, Inc.	\$ 19,008.94	\$ -	1.23%	0.00%	DBE		
		Envision Consultants, Ltd.	\$ 90,408.36	\$ 14,289.01	5.85%	0.94%	WBE		
		JCMS, Inc.	\$ 345,869.94	\$ -	22.38%	0.00%	DBE		
		IBE TOTALS	\$ 455,287.24	\$ 14,289.01	29.46%	0.94%			
CONTRACT TITLE	CONTRACT NO.	PRIME CONTRACTOR	CONTRACT VALUE	PAYMENTS TO PRIME	PRIME TARGET	PRIME ACTUAL	IBE TYPE	START DATE	END DATE
19 Structural/Civil Task Order Agreement - PA Assignment	C-715A	Pennoni Associates, Inc.	\$ 1,000,000.00	\$ 142,169.37	25.00%	20.98%		06/27/2017	06/26/2019
		IBE VENDOR	IBE CONTRACT VALUE	PAYMENTS TO IBE	IBE TARGET	IBE ACTUAL	IBE TYPE		
		AGES, Inc.	\$ 50,000.00	\$ -	05.00%	0.00%	DBE		
		Envision Consultants, LTD	\$ 50,000.00	\$ -	05.00%	0.00%	DBE		
		Malick & Scherer, PC	\$ 100,000.00	\$ 29,828.57	10.00%	2.98%	DBE		
		IBE TOTALS	\$ 200,000.00	\$ 29,828.57	20.00%	2.98%			
CONTRACT TITLE	CONTRACT NO.	PRIME CONTRACTOR	CONTRACT VALUE	PAYMENTS TO PRIME	PRIME TARGET	PRIME ACTUAL	IBE TYPE	START DATE	END DATE
20 Commission Administration Building at Scudder Falls - Construction Management Services	CM-707A	Joseph Jingoli & Son, Inc.	\$ 529,869.10	\$ 17,432.26	25.00%	0.00%		11/20/2017	11/30/2019
		IBE VENDOR	IBE CONTRACT VALUE	PAYMENTS TO IBE	IBE TARGET	IBE ACTUAL	IBE TYPE		
		Envision Consultants, LTD	\$ 42,389.52	\$ -	08.00%	0.00%	DBE		
		IH Engineers, P.C.	\$ 105,973.82	\$ -	20.00%	0.00%	MBE		
		IBE TOTALS	\$ 148,363.34	\$ -	28.00%	0.00%			

## Active Professional Services Contracts Payment Detail Report

Total Prime's Contracts Value	\$89,693,281.27
Total Payments to IBEs	\$8,803,706.66
Target	25.00%
Actual	9.82%

CONTRACT TITLE	CONTRACT NO.	PRIME CONTRACTOR	CONTRACT VALUE	PAYMENTS TO PRIME	PRIME TARGET	PRIME ACTUAL	IBE TYPE	START DATE	END DATE
21 Southern Operations & Maintenance Facilities Improvements	C-519A	Gannett Fleming Architects, Inc.	\$ 3,012,681.45	\$ -	25.00%	0.00%		11/20/2017	11/30/2019
		IBE VENDOR	IBE CONTRACT VALUE	PAYMENTS TO IBE	IBE TARGET	IBE ACTUAL	IBE TYPE		
		Churchill Consulting Engineers	\$ 234,386.62	\$ -	07.78%	0.00%	SBE		
		Promatech, Inc.	\$ 72,304.35		02.40%	0.00%	DBE		
		USA Architects, Inc.	\$ 35,549.64		01.18%	0.00%	SBE		
		IBE TOTALS	\$ 342,240.61	\$ -	11.36%	0.00%			



## Active Construction Contracts Payment Detail Report

Total Prime's Contracts Value \$440,549,324.69  
 Total Payments to IBEs \$17,238,620.59  
 Target 25.00%  
 Actual 3.91%

CONTRACT TITLE	CONTRACT NO.	PRIME CONTRACTOR	CONTRACT VALUE	PAYMENTS TO PRIME	PRIME TARGET	PRIME ACTUAL	IBE TYPE	START DATE	END DATE
1 Scudder Falls Toll Supported Bridge - Interim Deck Repairs on I-95	TS-677A	Sparwick Contracting, Inc. (IBE)	\$ 1,003,336.00	\$ 999,656.00	100.00%	99.63%	SBE	05/18/2015	05/18/2019

CONTRACT TITLE	CONTRACT NO.	PRIME CONTRACTOR	CONTRACT VALUE	PAYMENTS TO PRIME	PRIME TARGET	PRIME ACTUAL	IBE TYPE	START DATE	END DATE
2 Electronic Toll Collection System Replacement - Design, Build & Maintain	DB-540A	Transcore, LP	\$ 12,462,964.26	\$ 10,385,693.44	25.00%	22.61%		10/27/2015	01/13/2021

		IBE VENDOR	IBE CONTRACT VALUE	PAYMENTS TO IBE	IBE TARGET	IBE ACTUAL	IBE TYPE
		All Points Communications, Inc.	\$ 781,538.84	\$ 581,979.20	6.27%	4.67%	DBE
		Arora Engineers, Inc.	\$ 161,117.24	\$ 123,059.05	1.29%	0.99%	MBE
		Flagger Force	\$ 248,492.11	\$ 248,492.11	1.99%	1.99%	DBE
		Globe Electric Supply Company, Inc.	\$ 543,470.09	\$ 173,648.78	4.36%	1.39%	DBE
		IHC Services, Inc.	\$ 12,023.67	\$ -	0.10%	0.00%	DBE
		Jen Electric, Inc.	\$ 865,972.00	\$ 865,972.00	6.95%	6.95%	DBE
		KS Engineers, P.C.	\$ 194,330.78	\$ 194,330.78	1.56%	1.56%	MBE
		Red Wagon Printing D/B/A Minuteman Press	\$ 16,833.14	\$ 6,177.93	0.14%	0.05%	WBE
		Sharpened Image, Inc.	\$ 149,093.56	\$ 139,790.64	1.20%	1.12%	DBE
		SIH Engineering, P.C.	\$ 14,500.00	\$ 14,500.00	0.12%	0.12%	DBE
		IBE TOTALS	\$ 2,987,371.43	\$ 2,347,950.49	23.97%	18.84%	

CONTRACT TITLE	CONTRACT NO.	PRIME CONTRACTOR	CONTRACT VALUE	PAYMENTS TO PRIME	PRIME TARGET	PRIME ACTUAL	IBE TYPE	START DATE	END DATE
3 I-78 Maintenance Garage Expansion at I-78 PA Welcome Ctr. / Maintenance Facility	T-508A	Bracy Construction, Inc.	\$ 10,049,000.00	\$ 9,614,208.12	25.00%	14.82%		06/27/2016	04/30/2018

		IBE VENDOR	IBE CONTRACT VALUE	PAYMENTS TO IBE	IBE TARGET	IBE ACTUAL	IBE TYPE
		C.A. Weiss Sales, LLC	\$ 275,342.00	\$ 245,498.71	2.74%	2.44%	WBE
		Central Penn Welding & Ironworks, LLC	\$ 173,273.71	\$ 173,273.71	1.72%	1.72%	MBE
		Gaver Industries, Inc. d/b/a Barker & Barker Paving	\$ 213,561.56	\$ 19,547.10	2.13%	0.19%	VBE
		Ida Yenger Sales, Inc.	\$ 159,401.50	\$ 148,150.52	1.59%	1.47%	DBE
		J. Sterling Solutions, LLC	\$ 51,476.64	\$ 51,476.64	0.51%	0.51%	DBE
		Labe Sales, Inc.	\$ 80,801.00	\$ 73,980.00	0.80%	0.74%	DBE
		Palma, Inc.	\$ 89,952.00	\$ -	0.90%	0.00%	SBE
		Penn State Electrical Mechanical Supply Co., Inc.	\$ 240,000.00	\$ 196,063.29	2.39%	1.95%	DBE
		Reeb Building Systems, LLC	\$ 690,565.34	\$ 516,716.68	6.87%	5.14%	DBE
		IBE TOTALS	\$ 1,974,373.75	\$ 1,424,706.65	19.65%	14.18%	



## Active Construction Contracts Payment Detail Report

Total Prime's Contracts Value    \$440,549,324.69  
 Total Payments to IBEs    \$17,238,620.59  
 Target    25.00%  
 Actual    3.91%

CONTRACT TITLE	CONTRACT NO.	PRIME CONTRACTOR	CONTRACT VALUE	PAYMENTS TO PRIME	PRIME TARGET	PRIME ACTUAL	IBE TYPE	START DATE	END DATE
4 Scudder Falls Bridge Replacement Project - Pennsylvania Side	T-668A-1	Trumbull Corporation	\$ 396,000,000.00	\$ 72,510,219.04	25.00%	15.58%		02/27/2017	08/31/2021
		IBE VENDOR	IBE CONTRACT VALUE	PAYMENTS TO IBE	IBE TARGET	IBE ACTUAL	IBE TYPE		
		ABC Construction Co., Inc.	\$ 1,719,857.73	\$ 1,719,857.73	0.43%	0.43%	DBE		
		Alliance Landscaping, Inc.	\$ 102,800.00	\$ 97,520.50	0.03%	0.02%	WBE		
		Aspen Landscaping Contracting, Inc.	\$ 3,129,213.00	\$ 56,466.67	0.79%	0.01%	SBE		
		Baseline Supply, LLC	\$ 5,184,510.49	\$ 1,210,383.95	1.31%	0.31%	WBE		
		Berto Construction, Inc.	\$ 124,020.00	-	0.03%	0.00%	MBE		
		Bridge-it Fabricators, Inc.	\$ 1,596,794.64	-	0.40%	0.00%	DBE		
		Delta Line Construction Co.	\$ 15,995,106.80	\$ 716,384.26	4.04%	0.18%	WBE		
		Filly Oil, Inc.	\$ 317,915.54	\$ 317,915.54	0.08%	0.08%	WBE		
		JMD Building Products, LLC	\$ 116,844.00	\$ 19,375.00	0.03%	0.00%	WBE		
		LB Construction Enterprises, Inc.	\$ 2,958,036.23	\$ 2,291,215.36	0.75%	0.58%	MBE		
		M.L. Ruberton Construction Co., Inc.	\$ 7,402,644.00	\$ 234,718.62	1.87%	0.06%	WBE		
		Madura Steel Sales, Inc.	\$ 10,235,202.78	\$ 553,548.78	2.58%	0.14%	DBE		
		North Suburban Tree Service, Inc.	\$ 307,727.00	\$ 80,590.00	0.08%	0.02%	DBE		
		Pavilion Drainage Supply Co., Inc.	\$ 30,653.25	-	0.01%	0.00%	DBE		
		PennFab, Inc.	\$ 1,821,851.28	\$ 1,821,851.28	0.46%	0.46%	WBE		
		Shuka	\$ 3,500.00	\$ 3,500.00	0.00%	0.00%	DBE		
		Structural Services, Inc.	\$ 5,139,496.50	-	1.30%	0.00%	SBE		
		Timber Industries, LLC	\$ 945,185.67	\$ 945,185.67	0.24%	0.24%	VBE		
		VideoTek Construction, LLC	\$ 100.00	-	0.00%	0.00%	DBE		
		W.R. Burnett, Inc.	\$ 433,545.00	\$ 433,545.00	0.11%	0.11%	MBE		
		Work Zone Contractors, LLC	\$ 726,811.87	\$ 726,811.87	0.18%	0.18%	DBE		
		Zone Stripping, Inc.	\$ 1,183,583.77	\$ 65,608.21	0.30%	0.02%	SBE		
		IBE TOTALS	\$ 59,475,399.55	\$ 11,294,478.44	15.02%	2.85%			

CONTRACT TITLE	CONTRACT NO.	PRIME CONTRACTOR	CONTRACT VALUE	PAYMENTS TO PRIME	PRIME TARGET	PRIME ACTUAL	IBE TYPE	START DATE	END DATE
5 Lower Trenton Toll Supported Bridge Approach Traffic Signal Equipment Upgrades	TS-699A	Carr & Duff, Inc.	\$ 168,025.82	\$ 152,717.02	25.00%	0.00%		03/29/2017	05/15/2018
		IBE VENDOR	IBE CONTRACT VALUE	PAYMENTS TO IBE	IBE TARGET	IBE ACTUAL	IBE TYPE		
		General Highway Products, Inc	\$ 35,261.50	-	20.99%	0.00%	WBE		
		IBE TOTALS	\$ 35,261.50	-	20.99%	0.00%			

## Active Construction Contracts Payment Detail Report

Total Prime's Contracts Value    \$440,549,324.69  
 Total Payments to IBEs        \$17,238,620.59  
 Target                                25.00%  
 Actual                                3.91%

CONTRACT TITLE	CONTRACT NO.	PRIME CONTRACTOR	CONTRACT VALUE	PAYMENTS TO PRIME	PRIME TARGET	PRIME ACTUAL	IBE TYPE	START DATE	END DATE
6 Milford-Montague Toll Bridge Salt Storage Building	T-717A	Bracy Construction, Inc.	\$ 1,244,000.00	\$ 1,076,842.05	25.00%	0.00%		09/26/2017	03/29/2021
		IBE VENDOR	IBE CONTRACT VALUE	PAYMENTS TO IBE	IBE TARGET	IBE ACTUAL	IBE TYPE		
					0.00%	0.00%			
		IBE TOTALS	\$ -	\$ -	0.00%	0.00%			

CONTRACT TITLE	CONTRACT NO.	PRIME CONTRACTOR	CONTRACT VALUE	PAYMENTS TO PRIME	PRIME TARGET	PRIME ACTUAL	IBE TYPE	START DATE	END DATE
7 Easton - Phillipsburg Toll Bridge Administration Building	T-644A	J.D. Eckman, Inc.	\$ 11,117,003.61	\$ 2,899,128.70	25.00%	34.79%		06/01/2017	12/14/2018
		IBE VENDOR	IBE CONTRACT VALUE	PAYMENTS TO IBE	IBE TARGET	IBE ACTUAL	IBE TYPE		
		Established Traffic Control	\$ 268,048.44	\$ 268,048.44	2.41%	2.41%	WBE		
		Jagd Construction, Inc.	\$ 2,809,000.00	\$ 740,500.00	25.27%	6.66%	SBE		
		Jilco, Inc.	\$ 266,808.01	\$ -	2.40%	0.00%	DBE		
		IBE TOTALS	\$ 3,343,856.45	\$ 1,008,548.44	30.08%	9.07%			

CONTRACT TITLE	CONTRACT NO.	PRIME CONTRACTOR	CONTRACT VALUE	PAYMENTS TO PRIME	PRIME TARGET	PRIME ACTUAL	IBE TYPE	START DATE	END DATE
8 Lower Trenton Toll Supported Bridge Replacement Of Sign Lighting Elements	TS-687A	Carr & Duff, Inc.	\$ 647,000.00	\$ 556,720.00	25.00%	29.33%		06/23/2017	10/31/2017
		IBE VENDOR	IBE CONTRACT VALUE	PAYMENTS TO IBE	IBE TARGET	IBE ACTUAL	IBE TYPE		
		North Star Electrical Supply Co., Inc.	\$ 163,280.57	\$ 163,280.57	25.24%	25.24%	WBE		
		IBE TOTALS	\$ 163,280.57	\$ 163,280.57	25.24%	25.24%			



## Active Construction Contracts Payment Detail Report


Total Prime's Contracts Value \$440,549,324.69  
 Total Payments to IBE's \$17,238,620.59  
 Target 25.00%  
 Actual 3.91%

CONTRACT TITLE	CONTRACT NO.	PRIME CONTRACTOR	CONTRACT VALUE	PAYMENTS TO PRIME	PRIME TARGET	PRIME ACTUAL	IBE TYPE	START DATE	END DATE
9 Building and Facilities Energy Conservation	T-645A	MJF Electrical Contracting, Inc.	\$ 5,326,520.00	\$ 172,336.50	25.00%	0.00%		06/27/2017	05/11/2018
		IBE VENDOR	IBE CONTRACT VALUE	PAYMENTS TO IBE	IBE TARGET	IBE ACTUAL	IBE TYPE		
		Atlas Flasher & Supply Co.	\$ -	\$ -	0.00%	0.00%	DBE		
		Turtle & Hughes	\$ 1,063,420.00	\$ -	19.96%	0.00%	WBE		
		IBE TOTALS	\$ 1,063,420.00	\$ -	19.96%	0.00%			
10 Building and Facilities Energy Conservation	T-645B	Schneider Electric	\$ 1,154,809.00	\$ -	25.00%	0.00%		06/27/2017	05/11/2018
		IBE VENDOR	IBE CONTRACT VALUE	PAYMENTS TO IBE	IBE TARGET	IBE ACTUAL	IBE TYPE		
		Cedar Electric, Inc.	\$ 173,221.35	\$ -	15.00%	0.00%	VBE		
		MAS Construction Services, LLC	\$ 115,489.00	\$ -	10.00%	0.00%	WBE		
		IBE TOTALS	\$ 288,710.35	\$ -	25.00%	0.00%			
11 On-Call Beam Guide Rail & Attenuator Replacement	TTS-723A	J. Fletcher Creamer & Son, Inc.	\$ 1,376,666.00	\$ -	25.00%	0.00%		01/02/2018	12/18/2019
		IBE VENDOR	IBE CONTRACT VALUE	PAYMENTS TO IBE	IBE TARGET	IBE ACTUAL	IBE TYPE		
			\$ -	\$ -	0.00%	0.00%			
		IBE TOTALS	\$ -	\$ -	0.00%	0.00%			

## Summary - Completed Professional Services and Construction Contracts Payments Detail Report Totals


### Summary - Professional Services (PS) and Construction Contracts (CC)

**Total Number of Contracts - (PS & CC)** 14  
**IBE Target for All Prime Contractors** 25.00%  
**Total Payments to Prime Contractors - (PS & CC)** \$ 27,762,270.32  
**Total Payments to IBEs** \$ 9,897,956.15




### Summary - Professional Services Contracts (PS)

**Total Number of Professional Contracts - (PS)** 5  
**IBE Target for All Prime Contractors** 25.00%  
**Total Payments to Prime Contractors - (PS)** \$ 2,642,044.29  
**Total Payments to IBEs** \$ 511,832.16



### Summary - Construction Contracts (CC)

**Total Number of Contracts - (CC)** 9  
**IBE Target for All Prime Contractors** 25.00%  
**Total Payments to Prime Contractors - (CC)** \$ 25,120,226.03  
**Total Payments to IBEs** \$ 9,386,123.99



**\*The above bar charts reflect data included in the proceeding Payment Detail Reports.**

PS = Professional Services Prime Consultants

CC = Construction Prime Contractors

IBE = Minority, Women, Small, Veteran, Disadvantaged, and Disabled Subcontractors and Subconsultants

Target = IBE 25% Commitment on Commission Awarded Projects



## Completed Professional Services Contracts Payment Detail Report

**Total Prime's Contracts Value \$2,471,117.77**  
**Total Payments to IBEs \$568,668.83**  
**Target 25.00%**  
**Actual 23.01%**

CONTRACT TITLE	CONTRACT NO.	VENDORS	CONTRACT VALUES	TOTAL PAYMENTS	IBE TARGET	IBE ACTUAL	IBE TYPE	START DATE	END DATE
1 Scudder Falls Bridge Replacement Project - PA Noise Walls Construction	CM-664A	Greenman-Pedersen, Inc. Envision Consultants, Ltd. Keegan Technology & Testing Associates, Inc. A/K/A Key-Tech Naik Consulting Group, P.C. Safegate Associates, LLC	\$ 849,622.00 \$ 44,180.34 \$ 31,436.01 \$ 155,480.83 \$ 22,090.17	\$849,622.00 \$ 45,881.50 \$ 36,494.33 \$ 76,622.13 \$ 8,700.00	25.00% 5.20% 03.70% 18.30% 02.60%	19.74% 5.40% 4.30% 9.02% 1.02%	WBE SBE DBE SBE	02/29/2016	01/03/2018
2 Scudder Falls Bridge Replacement Project - PA Noise Walls Construction	CI-665A	Jacobs Engineering Group, Inc. IH Engineers, P.C. RIG Consulting, Inc.	\$ 626,965.40 \$ 90,283.02 \$ 68,088.44	\$626,933.76 \$ 44,766.05 \$ -	25.00% 14.40% 10.86%	7.14% 7.14% 0.00%	MBE DBE	05/23/2016	11/02/2017
3 Riverton - Belvidere Toll Supported Bridge Critical Member Strengthening - Design	C-650A	Ammann & Whitney Pickering, Corts & Summerson, Inc.	\$ 517,538.84 \$ 133,525.02	\$451,072.33 \$ 93,184.47	25.00% 25.80%	18.01% 18.01%	SBE	10/26/2015	08/08/2017
4 Portland - Columbia Toll Bridge Approach Roadways Improvements	CI-566A	Jacobs Engineering Group, Inc. AmerCom Corporation Naik Consulting Group, P.C.	\$ 476,991.53 \$ 150,490.83 \$ 23,229.49	\$476,991.53 \$144,473.11 \$ -	25.00% 31.55% 04.87%	30.29% 30.29% 0.00%	MBE SBE	02/23/2015	10/15/2016
5 Scudder Falls Bridge Replacement Project - Traffic Engineering Services Pre-construction Traffic Study	C-663A	Pennoni Associates, Inc. Drive Engineering Corp. TechniQuest Corporation	\$ 237,424.67 \$ 8,072.44 \$ 86,660.00	\$237,424.67 \$ 6,757.64 \$111,789.60	25.00% 03.40% 36.50%	49.93% 2.85% 47.08%	MBE MBE	07/30/2015	4/20/2016



## Completed Construction Contracts Payment Detail Report

Total Prime's Contracts Value \$25,120,226.03  
 Total Payments to IBEs \$9,581,019.75  
 Target 25.00%  
 Actual 38.14%

CONTRACT TITLE	CONTRACT NO.	VENDORS	CONTRACT VALUES	TOTAL PAYMENTS	IBE TARGET %	IBE ACTUAL	IBE TYPE	START DATE	END DATE
1 Scudder Falls Bridge Replacement Project - Tree Clearing	T-667A	AP Construction, Inc.	\$ 1,721,688.26	\$ 1,721,688.26	25.00%	26.42%		12/23/2015	09/20/2017
		Athena Contracting, Inc.	\$ 181,499.94	\$ 243,315.01	10.54%	14.13%	WBE		
		BFW Group	\$ 15,000.00	\$ 8,550.00	0.87%	0.50%	DBE		
		Sable Construction, Inc.	\$ 272,249.91	\$ 202,960.00	15.81%	11.79%	MBE		
CONTRACT TITLE	CONTRACT NO.	VENDORS	CONTRACT VALUES	TOTAL PAYMENTS	IBE TARGET %	IBE ACTUAL	IBE TYPE	START DATE	END DATE
2 Scudder Falls Bridge Replacement Project - PA Noise Walls	T-666A	PKF-Mark III, Inc.	\$ 11,219,737.01	\$ 11,219,737.01	25.00%	31.54%		04/29/2016	08/14/2017
		Bird Solutions International	\$ 140,732.00	\$ 122,732.00	1.25%	1.09%			
		Green Valley Landscaping, Inc.	\$ 42,418.29	\$ 72,163.76	0.38%	0.64%			
		Sanders Construction Company, Inc.	\$ 3,624,651.69	\$ 3,338,786.23	32.31%	29.76%	DBE		
		Work Zone Contractors, LLC	\$ 7,886.40	\$ 5,352.12	0.07%	0.05%	DBE		
CONTRACT TITLE	CONTRACT NO.	VENDORS	CONTRACT VALUES	TOTAL PAYMENTS	IBE TARGET %	IBE ACTUAL	IBE TYPE	START DATE	END DATE
3 Scudder Falls Bridge Replacement Project Subsurface Boring & Sampling	T-661A	TRC Engineers	\$ 1,438,941.98	\$ 1,438,941.98	25.00%	16.29%		05/18/2015	05/18/2017
		Garden State Highway Products	\$ 196,519.30	\$ 196,519.30	13.66%	13.66%	WBE		
		Traffic Regulators	\$ 37,947.00	\$ 37,947.00	2.64%	2.64%	SBE		
CONTRACT TITLE	CONTRACT NO.	VENDORS	CONTRACT VALUES	TOTAL PAYMENTS	IBE TARGET %	IBE ACTUAL	IBE TYPE	START DATE	END DATE
4 I-78 Toll Plaza Bumper Block Replacement	T-705A	Sparwick Contracting, Inc. (IBE)	\$ 160,006.00	\$ 160,006.00	25.00%	100.00%	SBE	10/17/2016	03/03/2017

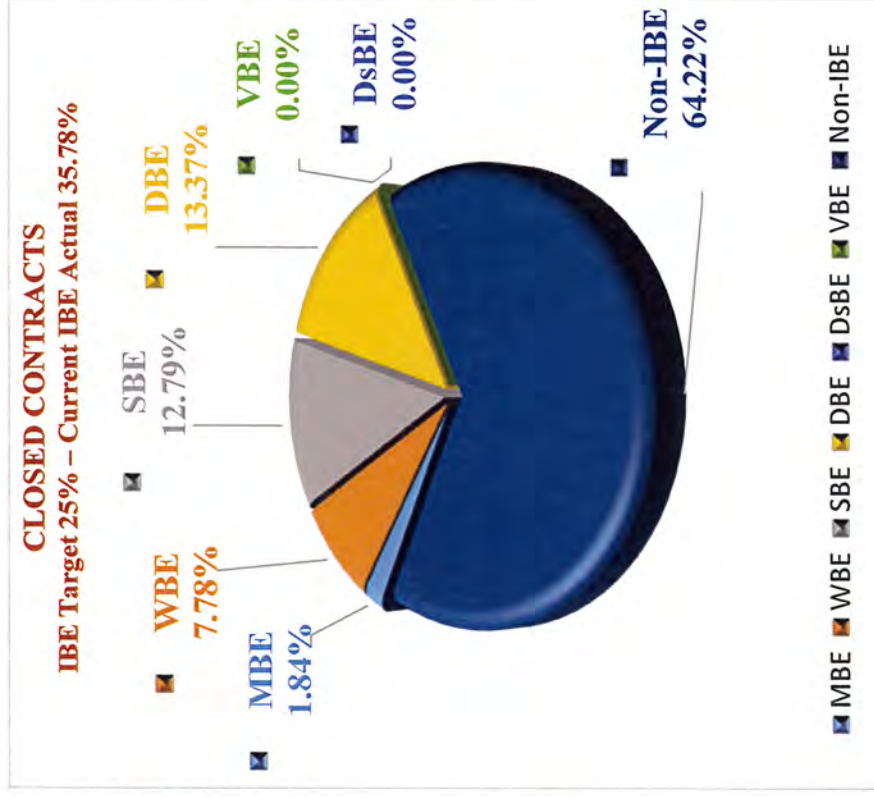
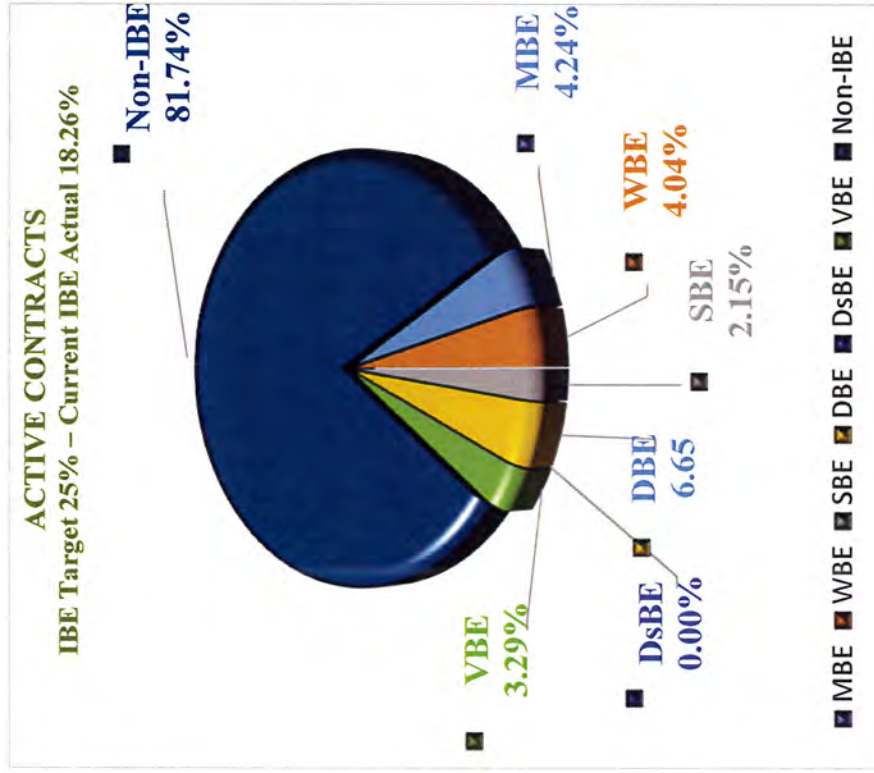


## Completed Construction Contracts Payment Detail Report

Total Prime's Contracts Value \$25,120,226.03  
Total Payments to IBEs \$9,581,019.75  
Target 25.00%

CONTRACT TITLE	CONTRACT NO.	VENDORS	CONTRACT VALUES	TOTAL PAYMENTS	IBE TARGET %	IBE ACTUAL	IBE TYPE	START DATE	END DATE
5 DIII Toll Bridges Facilities Emergency Standby Generators Improvements	T-514A	West Side Hammer Electric Penn State Electric Mechanical Supply Co., Inc.	\$ 644,686.00 \$ 197,339.99	\$ 644,686.00 \$ 197,339.99	25.00% 30.61%	30.61% 30.61%	DBE	07/27/2015	01/08/2017
6 Lower Trenton TSB Approach Roadways Improvements	TS-639B	Mount Construction, Co. Inc. (IBE)	\$ 2,090,794.00	\$ 2,090,794.00	25.00%	100.00%	WBE	04/09/2015	12/06/2016
7 Easton / Phillipsburg Ramp C Stabilization	T-641A	Merco, Inc. (IBE)	\$ 998,300.00	\$ 998,300.00	25.00%	100.00%	SBE	11/23/2015	12/01/2016
8 Portland - Columbia Toll Bridge Approach Roadway Improvement	T-566A	Intercounty Paving Company Established Traffic Control MV Contracting, Inc. PIM Corporation The Vann Organization	\$ 6,193,334.28 \$ 43,589.66 \$ 1,652,064.50 \$ 160,217.70 \$ 22,035.00	\$ 6,193,334.28 \$ 43,589.66 \$ 1,652,064.50 \$ 160,217.70 \$ 22,035.00	25.00% 0.70% 26.67% 2.59% 0.36%	30.32% 0.70% 26.67% 2.59% 0.36%	DBE WBE SBE SBE	02/25/2015	11/30/2016
9 Riverton - Belvidere Toll Supported Bridge	TS-650A	ROAD-CON, INC. Desilvio & Company, Inc. Established Traffic Control RAM-T Corporation Williams Flagger Logistics, LLC	\$ 652,738.50 \$ 16,848.00 \$ 4,317.48 \$ 7,182.00 \$ 49,842.17	\$ 652,738.50 \$ 16,848.00 \$ 4,317.48 \$ 7,182.00 \$ -	25.00% 2.58% 0.66% 1.10% 7.64%	4.34% 2.58% 0.66% 1.10% 0.00%	WBE WBE DBE	08/15/2016	11/11/2016

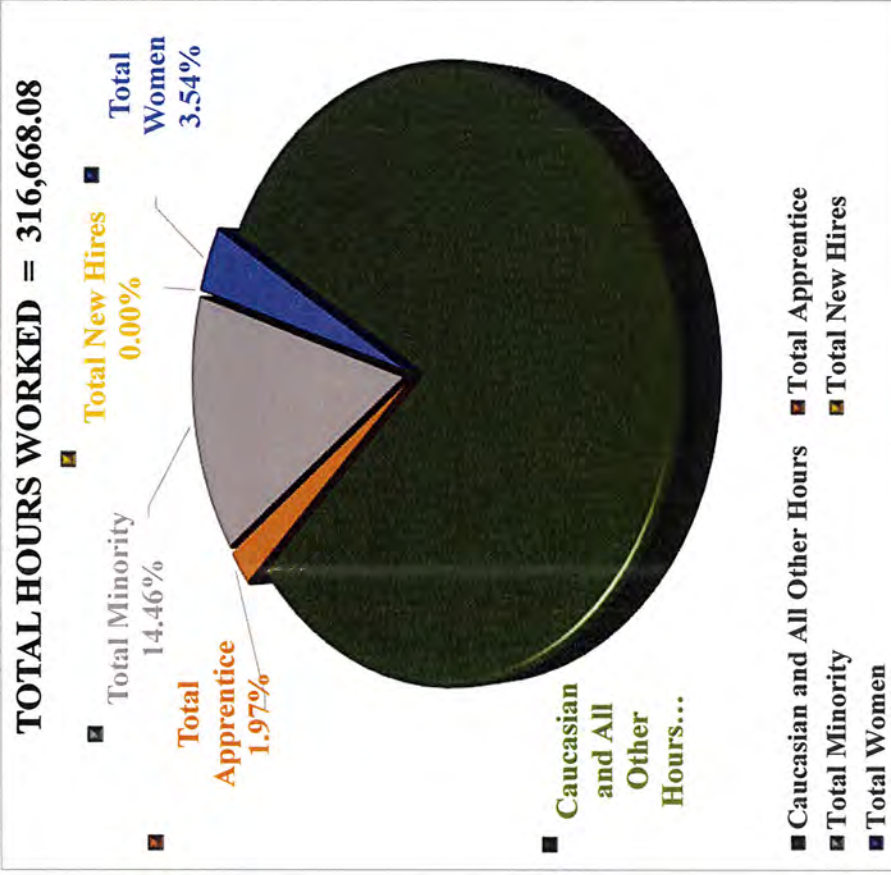
# **PERCENTAGES OF PAYMENTS TO CERTIFIED IBE SUBCONTRACTORS** **(MBE / WBE / SBE / DBE / DSBE / VBE)**



Reporting from 07/01/2014 – 03/31/2018.



# WORKFORCE UTILIZATION - HOURS REPORTING



Work Force Target	Total Hours	# of Workers
Local Residents	316,352.58	1,104
Local Apprentice	6,252.50	27
Total Minority	45,786.25	173
Total New Hires	6.50	1
Total Women*	11,199.75	23
Total Apprentice	6,252.50	27
Total (All Localities)	316,668.08	1,105

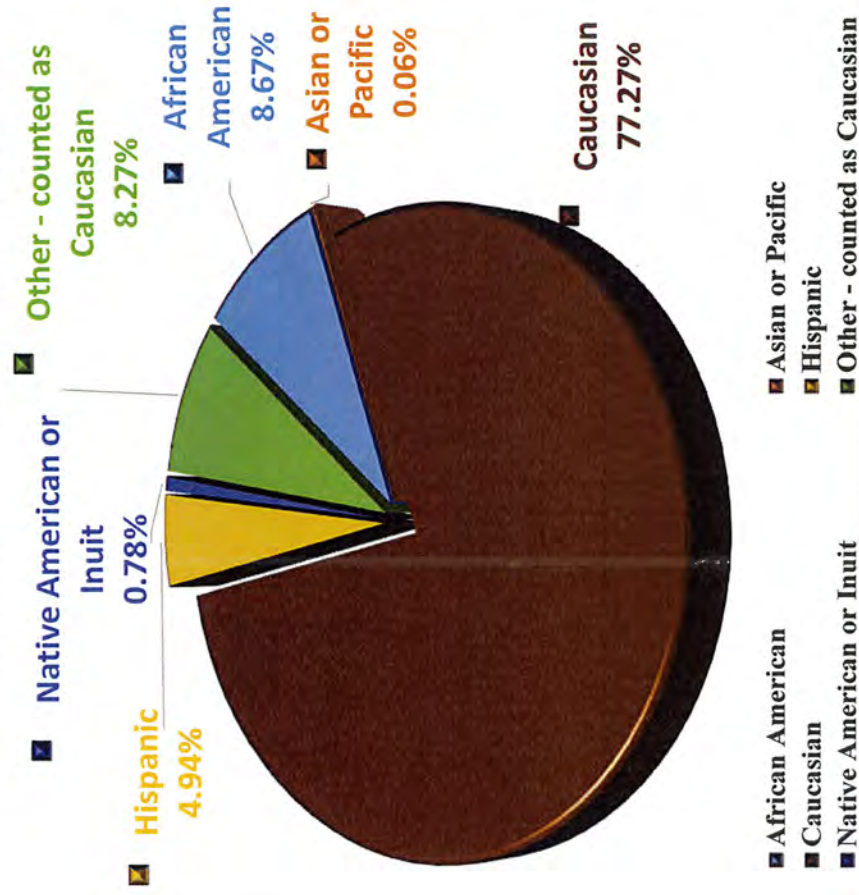
\*The gender hours may be lower then reported due to incorrect gender reporting.

Hours Worked Pie Chart: reflects the individual(s) hours worked by the Prime Contractor(s) and Subcontractor(s) (IBE and Non-IBE) employees.

(See attached pages 23 - 26)  
Reporting from 07/01/2014 – 03/31/2018.

# WORKFORCE UTILIZATION - ETHNICITY REPORTING

## ETHNICITY HOURS PERCENTAGE



Ethnicity Pie Chart = reflects the ethnic backgrounds of all individual workers reporting on Commission Projects (Primes Employees / Subcontractor Employees).

Ethnicity Breakdown	Total Hours	# of Workers
African American	27,465.75	94
Asian or Pacific Islander	202.50	6
Caucasian	244,697.83	775
Hispanic	15,636.00	70
Native American or Inuit	2,482.00	3
Other	26,184.00	157

The above-referenced workforce utilization data is reflected in the following spreadsheets.

(See attached pages 23 - 26)  
Reporting from 07/01/2014 – 03/31/2018.



### Workforce Utilization Prime Contractor(s) Totals

Project Name	Total Hours Worked	Total Apprentice	NJ	NJ %	PA	PA %	All Other Localities (NOT PA or NJ) %	All Other Localities (NOT PA or NJ) %	Caucasian / White	American Indian	Asian Pacific Islander	Black / African American	Latino / Hispanic	Other	Total Minorities	Minority %	Women %	New Hires	
T-668A TRUMBULL 2 New Jersey - SFB Replacement Project	129,149.25	1,970.50	97,294.75	75.34%	31,294.50	24.23%	4,164.50	3.22%	99,126.25	385.00	28.50	11,161.50	5,090.00	13,358.00	16,665.00	12.90%	4,531.00	3.51%	0.00
T-668A TRUMBULL 1 Pennsylvania SFB Bridge Replacement Project	134,328.75	454.00	23,868.00	17.77%	106,214.25	79.07%	4,422.50	3.29%	108,200.50	2,097.00	16.00	14,292.25	7,143.00	2,580.00	23,548.25	17.53%	4,897.50	3.65%	0.00
T-668A TRUMBULL (Combined Totals for NJ+PA)	263,478.00	2,424.50	121,162.75	45.99%	137,508.75	52.19%	8,587.00	3.26%	207,326.75	2,482.00	44.50	25,453.75	12,233.00	15,938.00	40,213.25	15.26%	9,428.50	3.58%	0.00
DB-540A TRANSORE - Electronic Toll Collection System Replacement - Design, Build & Maintain	2,040.00	0.00	108.00	104.98%	875.00	42.89%	1,057.00	107.63%	321.00	0.00	158.00	674.00	255.50	631.50	1,087.50	53.31%	0.00	0.00%	0.00
T-508A BRACY - I-78 Maintenance Garage Expansion at I-78 PA Welcome Center / Maintenance Facility	31,516.58	2,072.00	1,801.00	5.71%	29,365.08	93.17%	35.00	0.11%	20,665.83	0.00	0.00	72.50	1,396.00	9,382.25	1,468.50	4.66%	861.25	2.73%	6.50
T-644A J.D. ECKMAN - EASTON PHILLIPSBURG TB FACILITY	9,944.25	139.00	253.50	2.55%	9,496.75	95.50%	194.00	1.95%	7,984.00	0.00	0.00	699.00	1,029.00	232.25	1,728.00	17.38%	910.00	9.15%	0.00
T-645A MIF BUILDING & FACILITIES ENERGY CONSERVATION	3,773.75	632.00	1,047.50	27.76%	5,390.25	142.84%	0.00	0.00%	2,782.75	0.00	0.00	441.00	550.00	0.00	991.00	26.26%	0.00	0.00%	0.00
T-645B SCHNEIDER ELECTRIC BUILDING & FACILITIES ENERGY CONSERVATION	895.00	0.00	0.00	0.00%	405.00	45.25%	490.00	54.75%	895.00	0.00	0.00	0.00	0.00	0.00	0.00	0.00%	0.00	0.00%	0.00
MEASURES - MECHANICAL/CONTROLS																			
T-717A BRACY Millford-Montague Toll Bridge Salt Storage Building	2,021.50	0.00	60.00	2.97%	1,961.50	97.03%	0.00	0.00%	1,896.00	0.00	0.00	125.50	0.00	0.00	125.50	6.21%	0.00	0.00%	0.00
TS-687A Carr & Duff LOWER TRENTON TOLL SUPPORTED BRIDGE REPLACEMENT OF SIGN LIGHTING ELEMENTS	2,486.00	939.00	695.00	27.96%	1,791.00	72.04%	0.00	0.00%	2,445.00	0.00	0.00	0.00	41.00	0.00	41.00	1.65%	0.00	0.00%	0.00
TS-699A CARR & DUFF LOWER TRENTON TSB APPROACH TRAFFIC SIGNAL EQUIPMENT UPGRADES	433.00	46.00	144.50	33.37%	288.50	66.63%	0.00	0.00%	309.50	0.00	0.00	0.00	123.50	0.00	123.50	28.52%	0.00	0.00%	0.00
TTS-723A J FLETCHER CREAMER ON CALL BEAM GUIDE RAIL & ATTENUATOR REPLACEMENT	80.00	0.00	80.00	100.00%	0.00	0.00%	0.00	0.00%	72.00	0.00	0.00	0.00	8.00	0.00	8.00	10.00%	0.00	0.00%	0.00



# Workforce Utilization Detail

Project Name	Company Name	Trade Description	Total Hours Worked	Total Apprentice	NJ	NJ %	PA	PA %	All Other Localities (NOT PA or NJ)	All Other Localities (NOT PA or NJ) %	Caucasian / White	American Indian	Asian Pacific Islander	Black / African American	Latino / Hispanic	Other	Total Minorities	Minority %	Women	Women %	New Hires
T-668A TRUMBULL 2 New Jersey - SFB Replacement Project	ABC Construction Co., Inc.	TRUCK DRIVER	129,149.25	1,970.50	97,294.75	75.34%	31,294.50	24.23%	4,164.50	3.22%	99,126.25	385.00	25.50	11,151.50	5,990.00	13,358.00	16,655.00	12.90%	4,531.00	3.51%	0.00
	ALLIANCE LANDSCAPING INC	Diver	4,467.25	0.00	260.50	6.28%	4,186.75	93.72%	0.00%	0.00%	4,467.25	0.00	0.00	0.00	0.00	0.00	16.00	0.36%	0.00	0.00%	0.00
	ALLIANCE LANDSCAPING INC	HEAVY & GENERAL LABORERS	617.00	0.00	617.00	100.00%	0.00	0.00%	0.00%	0.00%	465.00	0.00	0.00	28.00	126.00	0.00	152.00	24.64%	0.00	0.00%	0.00
	Amour & Sons Electric, Inc.	ELECTRICIAN	21.00	0.00	21.00	100.00%	0.00	0.00%	0.00%	0.00%	21.00	0.00	0.00	0.00	0.00	0.00	0.00	0.00%	0.00	0.00%	0.00
	Delta Line Construction Co.	ELECTRICIAN	16.50	0.00	1,905.00	11,593.64%	1,685.50	10,261.52%	0.00%	0.00%	0.00	0.00	0.00	16.50	0.00	0.00	16.50	100.00%	0.00%	0.00%	0.00
	HEAVY & GENERAL LABORERS	Electrician	3,588.00	0.00	1,905.00	53.16%	1,685.50	47.28%	0.00%	0.00%	3,588.00	0.00	0.00	0.00	0.00	0.00	0.00	0.00%	0.00	0.00%	0.00
	HEAVY & GENERAL LABORERS	HEAVY & GENERAL LABORERS	2,272.50	299.00	2,272.50	100.00%	0.00	0.00%	0.00%	0.00%	2,272.50	0.00	0.00	0.00	0.00	0.00	0.00	0.00%	0.00	0.00%	0.00
	HEAVY & GENERAL LABORERS	Truck Driver	1,142.50	0.00	1,142.50	100.00%	0.00	0.00%	0.00%	0.00%	1,142.50	0.00	0.00	0.00	0.00	0.00	0.00	0.00%	0.00	0.00%	0.00
	HEAVY & GENERAL LABORERS	Truck Driver	592.00	0.00	592.00	100.00%	0.00	0.00%	0.00%	0.00%	592.00	0.00	0.00	0.00	0.00	0.00	0.00	0.00%	0.00	0.00%	0.00
	LB Construction Enterprises, Inc.	Ironworker	10,765.00	1,123.50	7,330.50	67.91%	3,025.50	28.03%	439.00	4.07%	6,763.00	385.00	0.00	2,577.00	1,050.00	0.00	4,012.00	37.17%	0.00	0.00%	0.00
	MLRUBERTON CONSTRUCTION CO., INC.	HEAVY & GENERAL LABORERS	109.00	0.00	109.00	100.00%	0.00	0.00%	0.00%	0.00%	49.00	0.00	0.00	0.00	60.00	0.00	60.00	55.05%	0.00	0.00%	0.00
	MLRUBERTON CONSTRUCTION CO., INC.	Truck Driver	36.00	0.00	36.00	100.00%	0.00	0.00%	0.00%	0.00%	16.00	0.00	0.00	0.00	20.00	0.00	20.00	55.56%	0.00	0.00%	0.00
	MLRUBERTON CONSTRUCTION CO., INC.	Truck Driver	20.00	0.00	20.00	100.00%	0.00	0.00%	0.00%	0.00%	12.00	0.00	0.00	0.00	8.00	0.00	8.00	40.00%	0.00	0.00%	0.00
	MCCROSSIN FOUNDATIONS LLC	Dockbuilder	2,805.50	0.00	1,064.50	38.00%	439.50	15.66%	674.50	24.04%	2,805.50	0.00	0.00	0.00	0.00	0.00	0.00	0.00%	0.00	0.00%	0.00
	MCCROSSIN FOUNDATIONS LLC	HEAVY & GENERAL LABORERS	647.00	0.00	355.00	54.87%	292.00	45.13%	0.00%	0.00%	647.00	0.00	0.00	0.00	0.00	0.00	0.00	0.00%	0.00	0.00%	0.00
	MCCROSSIN FOUNDATIONS LLC	HEAVY & GENERAL LABORERS	2,369.00	0.00	716.00	30.31%	1,300.00	54.88%	351.00	14.82%	2,369.00	0.00	0.00	0.00	0.00	0.00	0.00	0.00%	0.00	0.00%	0.00
	Rally Sweeping, Inc.	OPERATOR	60.00	4.00	60.00	100.00%	0.00	0.00%	0.00%	0.00%	60.00	0.00	0.00	0.00	0.00	0.00	60.00	100.00%	0.00	0.00%	0.00
	Stevola Contracting Company	ASPHALT LABORERS	619.50	0.00	598.50	96.61%	51.00	8.23%	0.00%	0.00%	323.00	0.00	0.00	229.50	67.00	0.00	296.50	47.86%	297.50	48.02%	0.00
	Stevola Contracting Company	HEAVY & GENERAL LABORERS	18.50	0.00	18.50	100.00%	0.00	0.00%	0.00%	0.00%	18.50	0.00	0.00	0.00	0.00	0.00	0.00	0.00%	0.00	0.00%	0.00
	Stevola Contracting Company	LABORER	41.00	0.00	41.00	100.00%	0.00	0.00%	0.00%	0.00%	41.00	0.00	0.00	0.00	0.00	0.00	0.00	0.00%	0.00	0.00%	0.00
	Stevola Contracting Company	LABORER	235.00	0.00	169.50	72.13%	35.50	15.11%	0.00%	0.00%	235.00	0.00	0.00	0.00	0.00	0.00	0.00	0.00%	0.00	0.00%	0.00
	Stevola Contracting Company	LABORER	13,323.50	0.00	6,860.50	51.49%	5,040.00	37.67%	1,397.00	10.49%	12,701.50	0.00	0.00	622.00	0.00	0.00	622.00	4.67%	1,031.00	7.74%	0.00
	Stevola Contracting Company	HEAVY & GENERAL LABORERS	28,712.00	246.50	22,224.00	77.39%	4,485.00	15.50%	0.00%	0.00%	13,333.00	0.00	0.00	4,372.50	1,510.00	7,405.50	5,862.50	22.02%	2,252.50	8.43%	0.00
	Stevola Contracting Company	LABORER	49,815.50	294.50	40,848.50	82.00%	7,862.50	15.82%	1,298.50	2.59%	43,245.50	0.00	0.00	462.50	237.50	5,081.50	708.50	1.42%	360.50	0.70%	0.00
	Stevola Contracting Company	Truck Driver	4,754.50	0.00	4,460.00	94.23%	255.00	5.35%	16.50	0.35%	2,653.50	0.00	0.00	2,795.00	1,001.00	0.00	1,801.00	30.98%	0.00	0.00%	0.00
	Stevola Contracting Company	LABORER	2,765.00	0.00	2,242.25	81.13%	552.75	19.79%	0.00%	0.00%	693.00	0.00	0.00	46.50	0.00	0.00	2,795.00	100.00%	0.00	0.00%	0.00
	Stevola Contracting Company	HEAVY & GENERAL LABORER	187.00	0.00	187.00	100.00%	0.00	0.00%	0.00%	0.00%	187.00	0.00	0.00	0.00	0.00	0.00	0.00	0.00%	0.00	0.00%	0.00
	Stevola Contracting Company	PAINTER	99.00	0.00	99.00	100.00%	0.00	0.00%	0.00%	0.00%	99.00	0.00	0.00	0.00	0.00	0.00	0.00	0.00%	0.00	0.00%	0.00
	Stevola Contracting Company	PAINTER	134,328.75	454.00	23,868.00	17.77%	106,214.25	79.07%	4,422.50	3.29%	106,200.50	2,097.00	16.00	14,292.25	7,143.00	2,590.00	23,548.25	17.53%	4,897.50	3.65%	0.00
T-668A TRUMBULL 1 Pennsylvania SFB Bridge Replacement Project	Aaron Enterprises, Inc.	LABORER	3,338.00	0.00	0.00	0.00%	3,338.00	100.00%	0.00%	0.00%	3,338.00	0.00	0.00	0.00	0.00	0.00	0.00	0.00%	0.00	0.00%	0.00
	Aaron Enterprises, Inc.	OPERATOR	4,353.00	0.00	0.00	0.00%	4,353.00	100.00%	0.00%	0.00%	4,353.00	0.00	0.00	0.00	0.00	0.00	0.00	0.00%	0.00	0.00%	0.00
	ABC Construction Co., Inc.	TRUCK DRIVER	7,864.50	0.00	462.50	5.88%	7,202.00	91.72%	133.00	1.69%	7,066.50	0.00	0.00	46.50	541.50	0.00	588.00	7.66%	0.00	0.00%	0.00
	ABC Construction Co., Inc.	OPERATOR	42.50	0.00	0.00	0.00%	42.50	100.00%	0.00%	0.00%	42.50	0.00	0.00	0.00	0.00	0.00	0.00	0.00%	0.00	0.00%	0.00
	ABC Construction Co., Inc.	LABORER	25.00	0.00	0.00	0.00%	25.00	100.00%	0.00%	0.00%	25.00	0.00	0.00	0.00	0.00	0.00	0.00	0.00%	0.00	0.00%	0.00
	ABC Construction Co., Inc.	LABORER	68.50	0.00	0.00	0.00%	68.50	100.00%	0.00%	0.00%	68.50	0.00	0.00	0.00	0.00	0.00	0.00	0.00%	0.00	0.00%	0.00
	ABC Construction Co., Inc.	LABORER	400.00	0.00	190.00	47.50%	210.00	52.50%	0.00%	0.00%	400.00	0.00	0.00	0.00	0.00	0.00	0.00	0.00%	0.00	0.00%	0.00
	ABC Construction Co., Inc.	LABORER	73.50	0.00	102.50	139.46%	73.50	100.00%	0.00%	0.00%	102.50	0.00	0.00	0.00	0.00	0.00	0.00	0.00%	0.00	0.00%	0.00
	ABC Construction Co., Inc.	LABORER	102.50	0.00	102.50	100.00%	0.00	0.00%	0.00%	0.00%	102.50	0.00	0.00	0.00	0.00	0.00	0.00	0.00%	0.00	0.00%	0.00
	ABC Construction Co., Inc.	LABORER	8.00	0.00	8.00	100.00%	0.00	0.00%	0.00%	0.00%	8.00	0.00	0.00	0.00	0.00	0.00	0.00	0.00%	0.00	0.00%	0.00
	ABC Construction Co., Inc.	LABORER	96.00	0.00	5.50	5.73%	90.50	94.44%	0.00%	0.00%	96.00	0.00	0.00	0.00	0.00	0.00	0.00	0.00%	0.00	0.00%	0.00
	ABC Construction Co., Inc.	LABORER	150.00	0.00	0.00	0.00%	150.00	100.00%	0.00%	0.00%	150.00	0.00	0.00	0.00	0.00	0.00	0.00	0.00%	0.00	0.00%	0.00
	ABC Construction Co., Inc.	LABORER	1,470.00	0.00	0.00	0.00%	1,470.00	100.00%	0.00%	0.00%	1,470.00	0.00	0.00	0.00	0.00	0.00	0.00	0.00%	0.00	0.00%	0.00
	ABC Construction Co., Inc.	LABORER	87.75	0.00	0.00	0.00%	87.75	100.00%	0.00%	0.00%	87.75	0.00	0.00	0.00	0.00	0.00	0.00	0.00%	0.00	0.00%	0.00
	ABC Construction Co., Inc.	LABORER	4.50	0.00	0.00	0.00%	4.50	100.00%	0.00%	0.00%	4.50	0.00	0.00	0.00	0.00	0.00	0.00	0.00%	0.00	0.00%	0.00
	ABC Construction Co., Inc.	LABORER	3,695.50	0.00	2,309.50	62.49%	1,386.00	37.51%	0.00%	0.00%	2,309.50	0.00	0.00	0.00	0.00	0.00	0.00	0.00%	0.00	0.00%	0.00
	ABC Construction Co., Inc.	LABORER	446.00	0.00	334.00	74.89%	112.00	25.11%	0.00%	0.00%	446.00	0.00	0.00	0.00	0.00	0.00	0.00	0.00%	0.00	0.00%	0.00
	ABC Construction Co., Inc.	LABORER	61.00	0.00	61.00	100.00%	0.00	0.00%	0.00%	0.00%	61.00	0.00	0.00	0.00	0.00	0.00	0.00	0.00%	0.00	0.00%	0.00
	ABC Construction Co., Inc.	LABORER	144.25	0.00	144.25	100.00%	0.00	0.00%	0.00%	0.00%	144.25	0.00	0.00	0.00	0.00	0.00	0.00	0.00%	0.00	0.00%	0.00
	ABC Construction Co., Inc.	LABORER	77.50	0.00	77.50	100.00%	0.00	0.00%	0.00%	0.00%	77.50	0.00	0.00	0.00	0.00	0.00	0.00	0.00%	0.00	0.00%	0.00
	ABC Construction Co., Inc.	LABORER	53.00	0.00	53.00	100.00%	0.00	0.00%	0.00%	0.00%	53.00	0.00	0.00	0.00	0.00	0.00	0.00	0.00%	0.00	0.00%	0.00
	ABC Construction Co., Inc.	LABORER	587.50	0.00	430.00	73.18%	157.50	26.81%	0.00%	0.00%	587.50	0.00	0.00	0.00	0.00	0.00	0.00	0.00%	0.00	0.00%	0.00



[illegible]24



# Workforce Utilization Detail

Project Name	Company Name	Trade Description	Total Hours Worked	Total Apprentices	NJ	NJ %	PA	PA %	All Other Localities (NOT PA or NJ)	All Other Localities (NOT PA or NJ) %	Caucasian / White	American Indian	Asian Pacific Islander	Black / African American	Latino / Hispanic	Other	Total Minorities	Minority %	Women	Women %	New Hires
			316,668.08	6,252.50	124,352.25	39.58%	187,081.83	59.08%	10,363.00	3.27%	244,697.83	2,482.00	202.50	27,465.75	15,636.00	26,184.00	45,786.25	14.46%	11,199.75	3.51%	6.50
T-644A J.D. ECKHART - EASTON JURY 16 FACILITY ADMINISTRATION BLDG	Steel Fib Enterprises LLC	Cement Mason	110.50	0.00		0.00%	110.50	100.00%		0.00%	26.50				74.50	6.50	74.50	67.42%		0.00%	
		Ironworker	812.58	0.00		0.00%	812.58	100.00%		0.00%	472.08				66.00	274.50	68.00	8.12%		0.00%	
		LABORER	1,841.50	0.00		0.00%	1,841.50	100.00%		0.00%	899.50				225.00	517.00	225.00	13.71%		0.00%	
		Truck Driver	178.50	0.00		0.00%	178.50	100.00%		0.00%	144.50					32.00		0.00%		0.00%	
		Truck Driver	135.50	0.00		0.00%	135.50	100.00%		0.00%	132.00					3.50		0.00%		0.00%	
		LABORER	942.00	0.00		0.00%	942.00	100.00%		0.00%	714.00			67.50	63.50	97.00	131.00	13.91%		0.00%	
		LABORER	108.50	0.00		0.00%	108.50	100.00%		0.00%	108.50							0.00%		0.00%	
		Plumber	698.50	0.00		0.00%	698.50	100.00%		0.00%	698.50							0.00%		0.00%	
		Carpenter	449.00	0.00		0.00%	449.00	100.00%		0.00%						449.00		0.00%		0.00%	
		BRICKLAYER	30.25	0.00		0.00%	30.25	100.00%		0.00%					30.25		30.25	100.00%		0.00%	
		Bricklayer, Stone Mason	2,425.25	0.00		0.00%	2,393.75	98.70%		0.00%	2,283.75				141.50		141.50	5.83%		0.00%	
		LABORER	1,593.25	0.00		0.00%	1,524.00	95.12%		0.00%	1,500.00				53.25		53.25	3.43%		0.00%	
		LABORER	28.00	0.00		0.00%	28.00	100.00%		0.00%	28.00							0.00%		0.00%	
		Plumber	183.50	0.00		0.00%	183.50	100.00%		0.00%	183.50							0.00%		0.00%	
		Carpenter	119.00	0.00		0.00%	119.00	100.00%		0.00%						119.00		0.00%		0.00%	
		LABORER	944.00	0.00		0.00%	851.00	90.15%		0.00%	944.00							0.00%		0.00%	
		Pipeliner	1,871.00	0.00		0.00%	1,871.00	100.00%		0.00%	1,871.00							0.00%		21.30%	
		Sheet Metal Worker	629.50	0.00		0.00%	629.50	100.00%		0.00%	629.50							0.00%		0.00%	
		LABORER	23.00	0.00		0.00%	23.00	100.00%		0.00%						23.00		0.00%		0.00%	
		Plumber	162.50	0.00		0.00%	162.50	100.00%		0.00%						162.50		0.00%		0.00%	
		Electrician	5,430.50	1,434.00	200.00	3.68%	5,230.50	96.32%		0.00%	2,710.00					2,720.50		0.00%		3.68%	
		LABORER	427.25	0.00		0.00%	427.25	100.00%		0.00%						427.25		0.00%		0.00%	
		LABORER	49.00	0.00		0.00%	49.00	100.00%		0.00%						49.00		0.00%		0.00%	
T-644A J.D. ECKHART - EASTON JURY 16 FACILITY ADMINISTRATION BLDG	ESTABLISHED TRAFFIC CONTROL	Trade Description	9,544.25	139.00	253.50	2.55%	9,498.75	95.59%	194.00	1.95%	7,884.00	0.00	0.00	699.00	1,029.00	232.25	1,728.00	17.38%	916.00	9.15%	0.00
		HEAVY & GENERAL LABORERS	20.00	0.00		0.00%		100.00%		0.00%	20.00							0.00%		0.00%	
		HEAVY & GENERAL LABORERS	232.25	0.00		0.00%	232.25	100.00%		0.00%						232.25		0.00%		5.81%	
		HEAVY & GENERAL LABORERS	9,153.50	0.00		0.00%	9,153.50	100.00%		0.00%	7,587.00			689.00	897.50		1,568.50	17.11%	896.50	9.79%	
		PAINTER	447.50	139.00	253.50	59.65%		0.00%	194.00	43.35%	288.00				161.50		161.50	36.00%		0.00%	
		HEAVY & GENERAL LABORERS	91.00	0.00		0.00%	91.00	100.00%		0.00%	91.00							0.00%		0.00%	
		Trade Description	3,773.75	632.00	1,047.80	27.79%	5,390.38	142.84%	0.00	0.00%	2,782.75	0.00	0.00	441.00	550.00	0.00	991.00	26.28%	0.00	0.00%	0.00
		LABORER	941.75	0.00	7.50	0.80%	934.25	99.20%		0.00%	470.75			441.00	30.00		471.00	50.01%		0.00%	
		ELECTRICIAN	199.00	0.00		0.00%	199.00	100.00%		0.00%	199.00							0.00%		0.00%	
		ELECTRICIAN	2,144.00	632.00	520.00	24.29%	2,144.00	100.00%		0.00%	2,144.00					520.00		24.29%		0.00%	
T-645B SCHNEIDER ELECTRIC BUILDING & FACILITIES ENERGY CONSERVATION MEASURES -	Atlas Electric & Supply Co	Trade Description	895.00	0.00	0.00	0.00%	405.00	45.35%	490.00	54.75%	895.00	0.00	0.00	0.00	0.00	0.00	0.00	0.00%	0.00	0.00%	0.00
		Electrician	405.00	0.00		0.00%	405.00	100.00%		0.00%	405.00							0.00%		0.00%	
		Trade Description	490.00	0.00		0.00%		0.00%	490.00	100.00%	490.00							0.00%		0.00%	
		LABORER	490.00	0.00		0.00%	490.00	100.00%		0.00%	490.00							0.00%		0.00%	
		Trade Description	2,021.50	0.00	80.00	2.97%	1,981.50	97.03%	0.00	0.00%	1,896.00	0.00	0.00	125.50	0.00	0.00	125.50	6.21%	0.00	0.00%	0.00
		Carpenter	50.00	0.00		0.00%	50.00	100.00%		0.00%	50.00							0.00%		0.00%	
		Cement Mason	82.00	0.00		0.00%	82.00	100.00%		0.00%	82.00							0.00%		0.00%	
		LABORER	2.00	0.00		0.00%	2.00	100.00%		0.00%	2.00							0.00%		0.00%	
		LABORER	6.00	0.00		0.00%	6.00	100.00%		0.00%	6.00							0.00%		0.00%	
		LABORER	6.00	0.00		0.00%	6.00	100.00%		0.00%	6.00							0.00%		0.00%	
T-717A BRACY Milford-Montague Toll Bridge Salt Storage Building	JAYCOR CO. (A Corp.)	Trade Description	248.50	0.00		0.00%	248.50	100.00%		0.00%	248.50							0.00%		0.00%	
		LABORER	248.50	0.00		0.00%	248.50	100.00%		0.00%	248.50							0.00%		0.00%	
		Carpenter	240.50	0.00		0.00%	240.50	100.00%		0.00%	240.50							0.00%		0.00%	
		Dockbuilder	162.50	0.00		0.00%	162.50	100.00%		0.00%	162.50							0.00%		0.00%	
		LABORER	1,029.00	0.00		0.00%	1,029.00	100.00%		0.00%	903.50				125.50		125.50	12.20%		0.00%	
		ELECTRICIANS & TELECOMMUNICATIONS INSTALLATION TECHNICIAN	169.00	0.00	60.00	35.50%	109.00	64.50%		0.00%	169.00							0.00%		0.00%	
		Trade Description	2,486.00	939.00	695.00	27.89%	1,791.00	72.04%	0.00	0.00%	2,445.00	0.00	0.00	0.00	41.00	0.00	41.00	1.65%	0.00	0.00%	0.00
		Electrician	2,198.00	899.00	654.00	29.75%	1,544.00	70.25%		0.00%	2,198.00							0.00%		0.00%	
		Trade Description	2,486.00	939.00	695.00	27.89%	1,791.00	72.04%	0.00	0.00%	2,445.00	0.00	0.00	0.00	41.00	0.00	41.00	1.65%	0.00	0.00%	0.00
		Electrician	2,198.00	899.00	654.00	29.75%	1,544.00	70.25%		0.00%	2,198.00							0.00%		0.00%	





**Delaware River Joint Toll Bridge Commission**  
**Meeting of April 30, 2017**

**MINORITY, WOMEN AND SMALL BUSINESS ENTERPRISE PROGRAM OVERVIEW**

The Delaware River Joint Toll Bridge Commission implemented a one-year Minority Business Enterprise (MBE) pilot program, with a 7% participation goal, and the Women Business Enterprise (WBE) pilot program with a 3% goal. These goals applied to consultants and contractors' participating in the Commission's Capital Program and were effective on September 1, 2008.

At its December 2008 Commission Meeting, the Commission revised the pilot program to specify a 25% Small Business Enterprise (SBE) goal to New Jersey assigned consultant contracts in lieu of the previously specified 7% MBE and 3% WBE goals.

At its December 2010 Commission Meeting, due to the success of the Commission's MWSBE Pilot Program, the Delaware River Joint Toll Bridge Commission adopted a resolution for permanent status of the Minority Business Enterprise (MBE) program, with a 7% participation goal, and the Women Business Enterprise (WBE) program with a 3% goal, and the Small Business Enterprise (SBE) program with a 25% goal. These goals apply to consultants and contractors' participating in the Commission's Capital Program.

The Contract Compliance Department continues to monitor, update and analyze the payments for the MWSBE diversity program.

a) PA Assigned Professional Services Contracts:	7% MBE and 3% WBE
b) No State Assigned Professional Services Contracts:	7% MBE and 3% WBE
c) Capital Plan Construction Contracts:	7% MBE and 3% WBE
d) NJ Assigned Professional Services Contracts:	25% SBE

Numerous diversified businesses have benefited and continue to benefit from the Commission's previous M/W/SBE Program. The number of Contracts awarded during the MWSBE Program are as follows:


➤ Active Contracts:	11
➤ Completed Contracts:	66
➤ Total Capital Program Contracts:	77
➤ Total Number of Contractors:	133

As of July 1, 2014 projects fall into the status now commonly referred to as IBE (Identified Business Enterprise) with a projected target to be or to exceed 25% of the total project award amount.

(See attached pages 28 - 30)

# Minority, Women and Small Business Enterprise Payment Reporting March-18

## OPEN CONTRACTS



	MBE	WBE	SBE
Goals	7.00%	3.00%	25.00%
Actuals	4.36%	1.66%	8.25%

SUMMARY TOTALS					
M/WBE Summary Totals		MBE		WBE	
		ACTUAL	VALUE	ACTUAL	VALUE
SBE Summary Totals		4.36%	\$ 1,491,752.00	1.66%	\$ 567,313.62
				8.25%	\$ 180,710.24

CONTRACT NO.	CONTRACTOR / CONSULTANT	CONTRACT VALUE	TOTAL PAYMENTS TO DATE	MBE GOAL 7.0 %	MBE VALUE	WBE GOAL 3.0 %	WBE VALUE	SBE GOAL 25.0 %	SBE VALUE
C-502A	AECOM Transp.	\$ 30,397,000.00	\$ 25,580,577.26	4.34%	\$ 1,319,428.97	1.45%	\$ 507,131.45		\$ -
C-628A	Dewberry	\$ 1,000,000.00	\$ 508,703.24	1.78%	\$ 17,754.10	2.21%	\$ 22,132.77		\$ -
C-627B	French & Parello	\$ 500,000.00	\$ 278,142.94		\$ -		\$ -		\$ -
C-629A	Hill International	\$ 300,000.00	\$ 181,931.20		\$ -		\$ -	13.66%	\$ 40,993.70
C-556A	Pennoni Associates	\$ 389,614.63	\$ 323,615.98		\$ -		\$ -	12.88%	\$ 50,193.77
TTS-634AR	J. Fletcher Cramer	\$ 896,808.00	\$ 890,152.50	8.35%	\$ 74,885.53	0.42%	\$ 3,755.75		\$ -
C-628B	Louis Berger Group	\$ 1,000,000.00	\$ 849,510.17		\$ -		\$ -	7.56%	\$ 75,584.81
C-549AR	Jacobs Engineering	\$ 452,128.22	\$ 445,549.97	7.91%	\$ 35,742.16	3.07%	\$ 13,866.11		\$ -
C-599A	McCormick & Taylor	\$ 1,000,000.00	\$ 283,117.05		\$ -	0.50%	\$ 5,000.00		\$ -
C-629B	Michael Baker	\$ 500,000.00	\$ 329,371.12		\$ -		\$ -	2.79%	\$ 13,937.96
C-621A	Rummel Klepper & Kahl	\$ 500,000.00	\$ 487,881.63	8.79%	\$ 43,941.24	3.09%	\$ 15,427.54		\$ -

MBE = Minority Business Enterprise

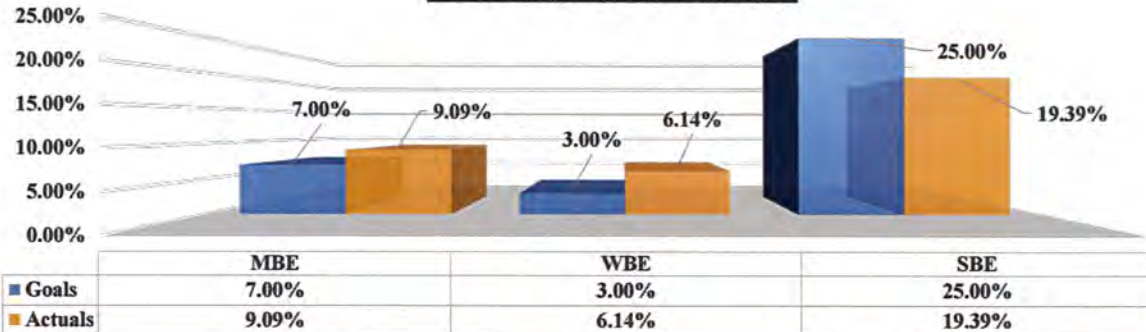
WBE = Women Business Enterprise

SBE = Small Business Enterprise



# Minority, Women and Small Business Enterprise Payment Reporting

## COMPLETED CONTRACTS



SUMMARY TOTALS		MBE		WBE		SBE	
M/WBE Summary Totals	\$ 128,684,944.08	ACTUAL	VALUE	ACTUAL	VALUE	ACTUAL	VALUE
SBE Summary Totals	\$ 16,433,918.99	9.09%	\$ 11,702,579.34	6.14%	\$ 7,907,002.78	19.39%	\$ 3,185,920.49

\*Categories highlighted below indicates the Prime has either met or exceeded the target.

CONTRACT NO.	CONTRACTOR / CONSULTANT	CONTRACT VALUE	MBE GOAL 7.0 %	MBE VALUE	WBE GOAL 3.0 %	WBE VALUE	SBE GOAL 25.0 %	SBE VALUE
DB-427B	A.P. Construction	\$ 4,356,866.00	10.00%	\$ 435,686.60	7.30%	\$ 318,051.22		\$ -
T/TS-573A	A.P. Construction	\$ 7,823,588.00	7.69%	\$ 601,633.92	4.92%	\$ 384,920.53		\$ -
T-440BR	A.P. Construction	\$ 4,608,295.33	11.70%	\$ 539,170.55	7.33%	\$ 337,788.05		\$ -
TTS-476A-2	A.P. Construction	\$ 3,511,153.06	7.20%	\$ 252,803.02	5.50%	\$ 193,113.42		\$ -
T-472A	Allied Painting	\$ 15,595,983.76	9.70%	\$ 1,512,810.42	15.00%	\$ 2,339,397.56		\$ -
C-443A	Ammann & Whitney	\$ 770,909.81	10.00%	\$ 77,090.98	14.00%	\$ 107,927.37		\$ -
C-445A	Ammann & Whitney	\$ 920,304.08	7.20%	\$ 66,261.89	3.20%	\$ 29,449.73		\$ -
T-474A	Bracy Contracting	\$ 2,660,000.00	6.05%	\$ 160,930.00	2.87%	\$ 76,342.00		\$ -
C-474A	Brinjac	\$ 287,603.87	8.00%	\$ 23,008.31	9.00%	\$ 25,884.35		\$ -
C-627A	Buchart Horn	\$ 132,374.35	0.00%	\$ -	0.00%	\$ -		\$ -
C-598A	Burns Group	\$ 408,272.00		\$ -		\$ -	8.00%	\$ 32,661.76
C-454A	Carroll Engineers	\$ 500,000.00	18.10%	\$ 90,500.00	5.90%	\$ 29,500.00		\$ -
C-543A	Cherry Weber	\$ 612,233.00		\$ -		\$ -	28.30%	\$ 173,261.94
C-639A	Cherry Weber	\$ 401,455.40	18.10%	\$ 72,663.43	5.90%	\$ 23,685.87		\$ -
T-498A	Cornell & Co.	\$ 1,999,015.22	9.30%	\$ 185,908.42	6.30%	\$ 125,937.96		\$ -
T-554A	Dayspring Electric	\$ 232,117.66	0.00%	\$ -	0.00%	\$ -		\$ -
C-454B	French & Parello	\$ 500,000.00		\$ -		\$ -	17.00%	\$ 85,000.00
C-453A	Gannett Fleming	\$ 1,000,000.00	5.33%	\$ 53,300.00	0.87%	\$ 8,700.00		\$ -
C-598B	Gannett Fleming	\$ 367,353.90		\$ -		\$ -	8.95%	\$ 32,878.17
C-566A	Greenman Pedersen	\$ 350,675.02	9.54%	\$ 33,464.64	0.83%	\$ 2,924.37		\$ -
C-599B	Greenman Pedersen	\$ 1,000,000.00		\$ -		\$ -	4.00%	\$ 40,000.00
CM-437A	Greenman Pedersen	\$ 2,559,020.59		\$ -		\$ -	19.50%	\$ 499,009.02
CM-440B	Greenman Pedersen	\$ 753,336.71		\$ -		\$ -	17.64%	\$ 132,888.60
T-441A	H & G Contractors	\$ 1,586,698.00	6.60%	\$ 104,722.07	1.57%	\$ 24,911.16		\$ -
C-530A	Hill International	\$ 400,000.00	2.50%	\$ 10,000.00	0.00%	\$ -		\$ -
CM-427B	Hill International	\$ 629,749.00		\$ -		\$ -	13.60%	\$ 85,645.86
CM-447B	Hill International	\$ 973,401.52	4.10%	\$ 39,909.46	2.10%	\$ 20,441.43		\$ -
CM-442A	Hill International	\$ 319,826.73		\$ -		\$ -	25.14%	\$ 80,404.44
CM-573A	Hill International	\$ 1,038,384.48	6.20%	\$ 64,379.84	5.80%	\$ 60,226.30		\$ -
T-506A	HRI	\$ 13,727,411.69	7.17%	\$ 984,255.42	2.91%	\$ 399,467.68		\$ -
TS-505A	IEW	\$ 661,352.00	55.00%	\$ 363,743.60	8.93%	\$ 59,058.73		\$ -
DB-563A	J. Fletcher Creamer	\$ 1,283,717.00	15.00%	\$ 192,557.55	4.00%	\$ 51,348.68		\$ -
T-437A	J.D. Eckman	\$ 24,412,321.90	7.48%	\$ 1,826,041.68	3.04%	\$ 742,134.59		\$ -
TS-442A	James A. Anderson	\$ 2,149,268.62	6.30%	\$ 135,403.92	1.30%	\$ 27,940.49		\$ -
TS-443A	James A. Anderson	\$ 2,461,975.00	0.00%	\$ -	6.10%	\$ 150,180.48		\$ -
T-543A	James D. Morrissey	\$ 6,683,640.40	4.80%	\$ 320,814.74	8.64%	\$ 577,466.53		\$ -

MBE = Minority Business Enterprise / WBE = Women Business Enterprise / SBE = Small Business Enterprise  
Data represents payments made from the start of the MWSBE program up to the completion of each referenced contract.



SUMMARY TOTALS		MBE		WBE		SBE	
M/WBE Summary Totals	\$ 128,684,944.08	ACTUAL	VALUE	ACTUAL	VALUE	ACTUAL	VALUE
SBE Summary Totals	\$ 16,433,918.99	9.09%	\$ 11,702,579.34	6.14%	\$ 7,907,002.78	19.39%	\$ 3,185,920.49

\*Categories highlighted below indicates the Prime has either met or exceeded the target.

CM-444A	JMT	\$ 905,196.00	9.50%	\$ 85,993.62	2.80%	\$ 25,345.49	\$ -
CM-506A	JMT	\$ 1,459,000.00	7.65%	\$ 111,613.50	2.40%	\$ 35,016.00	\$ -
CM-543A	JMT	\$ 752,729.58		\$ -		\$ -	30.60% \$ 230,335.25
C-506A	KS Engineers	\$ 1,156,622.33	63.38%	\$ 733,067.23	13.44%	\$ 155,450.04	\$ -
TTS-476A-1	Kyle Conti	\$ 4,128,641.00	0.09%	\$ 3,715.78	9.00%	\$ 371,577.69	\$ -
DB-562A	M.L. Ruberton	\$ 344,492.68	8.30%	\$ 28,592.89	3.80%	\$ 13,090.72	\$ -
T-475A	Miniscalco	\$ 68,229.51	2.25%	\$ 1,535.16	1.20%	\$ 818.75	\$ -
TS-445A	Neshaminy Contractors	\$ 6,285,926.10	16.90%	\$ 1,062,321.51	2.70%	\$ 169,720.00	\$ -
TS-447B	Neshaminy Contractors	\$ 8,955,586.24	8.60%	\$ 770,180.42	2.58%	\$ 231,054.12	\$ -
C-437B	Parsons Brinkerhoff	\$ 2,254,674.00		\$ -		\$ -	22.54% \$ 508,203.52
C-437A	Pennoni Associates	\$ 764,181.39		\$ -		\$ -	24.00% \$ 183,403.53
C-455B	Remington & Vernick	\$ 400,000.00		\$ -		\$ -	2.49% \$ 9,960.00
TS-444A	Road-Con	\$ 7,814,850.68	4.87%	\$ 380,583.23	0.31%	\$ 24,226.04	\$ -
T-639A	Road-Con	\$ 3,324,313.00	0.00%	\$ -	13.90%	\$ 462,079.51	\$ -
T-624A	Sparwick	\$ 874,601.00	7.60%	\$ 66,469.68	0.75%	\$ 6,559.51	\$ -
C-440B	Stantec	\$ 728,011.79	4.75%	\$ 34,580.56	2.80%	\$ 20,384.33	\$ -
C-440A	Stantec	\$ 405,011.03	4.80%	\$ 19,440.53	6.60%	\$ 26,730.73	\$ -
C-600A	STV	\$ 800,000.00		\$ -		\$ -	12.60% \$ 100,800.00
CM-472A	STV	\$ 1,728,385.40		\$ -		\$ -	23.80% \$ 411,355.73
CM-474A	STV	\$ 291,172.17	0.00%	\$ -	0.00%	\$ -	\$ -
C-538A	STV	\$ 500,000.00	1.25%	\$ 6,250.00	31.20%	\$ 156,000.00	\$ -
CM-443A	STV	\$ 204,152.63	16.75%	\$ 34,195.57	11.00%	\$ 22,456.79	\$ -
CM-445A	STV	\$ 682,064.44		\$ -		\$ -	26.00% \$ 177,336.75
CM-498A	STV	\$ 571,665.66	12.00%	\$ 68,599.88	2.40%	\$ 13,719.98	\$ -
C-453B	T & M Associates	\$ 1,000,000.00		\$ -		\$ -	18.90% \$ 189,000.00
C-07-11	Transystems	\$ 747,493.55		\$ -		\$ -	21.05% \$ 157,347.39
C-447B	Transystems	\$ 666,016.64	8.00%	\$ 53,281.33	2.00%	\$ 13,320.33	\$ -
CM-476A	Trumbull	\$ 699,250.00	13.60%	\$ 95,098.00	6.10%	\$ 42,654.25	\$ -
C-505A	Urban Engineers	\$ 154,598.70		\$ -		\$ -	36.50% \$ 56,428.53

MBE = Minority Business Enterprise / WBE = Women Business Enterprise / SBE = Small Business Enterprise  
Data represents payments made from the start of the MWSBE program up to the completion of each referenced contract.

# **DELAWARE RIVER JOINT TOLL BRIDGE COMMISSION**

**Meeting of April 30, 2018**

## **COMMUNICATIONS**

The following Pages reflect the reports on those items assigned to the Communications Department. Each item is reported separately and page numbered accordingly.

\*\*\*

**DELAWARE RIVER JOINT TOLL BRIDGE COMMISSION**  
**Meeting of April 30, 2018**

**OPERATIONS INDEX  
FOR  
COMMUNICATIONS**

<b>SUBJECT</b>	<b>DESCRIPTION</b>	<b>PAGE NUMBER</b>
Communications	Status Report Month of March 2018	1-3



**DELAWARE RIVER JOINT TOLL BRIDGE COMMISSION**  
**Meeting of April 30, 2018**

**COMMUNICATIONS REPORT**  
**March 2018**

- **COMMISSION AWARENESS EFFORTS:**

**A Forgotten Movement Article** – Completed all research, writing and editing of a definitive article on the Delaware River region's free bridges movement of the late 1800s and early 1900s. This project corrects a litany of prior incorrect materials that mentioned the events that led to the formation of the Delaware River Joint Toll Bridge Commission's predecessor agency in 2016. This article will be used in the Commission's annual report and will serve as the basis for a series of upcoming community-oriented presentations, including an April 17 slide program on Hunterdon County's Delaware River bridge crossings.

**Scudder Falls Bridge Replacement Project** – Provided various materials for the redesign on the project website – [www.scudderfallsbridge.com](http://www.scudderfallsbridge.com) – while continuing to make weekly updates and additions to the current website. This included development of a new detour map for protracted westbound travel ban along a portion of Woodside Road in Lower Makefield Twp. Other tasks involved travel advisory and construction information updates on the homepage; NJ511 posts; uploading progress photos; monitoring Facebook pages and making weekly posts.

- **MEDIA RELATIONS:**

**Hot Topics:** Scudder Falls Bridge construction on schedule despite harsh winter; SFB construction timeline; two former Commission employees charged in Bristol illegal gambling probe; opinion item on SFB tolling; naturalization ceremony at Washington Crossing Bridge; article on Allentown city council mentions/picture Commission employee Julio Guridy; problem turnarounds of overweight trucks approaching Riegelsville Bridge; lane and ramp closures scheduled in vicinity of near the Easton-Phillipsburg Toll Bridge; travel woes coming to I-78 and E-P toll bridge; Milford-Montague power outage; westbound travel prohibition at Woodside Road; New Hope-Lambertville bridge monitor Mark Leary Sr. killed off-duty in Route 29 crash; high-speed chase near Calhoun Street Bridge; Commission employee Guridy mentioned for Allentown mayor; proposed wall and fence along I-80 in New Jersey near Delaware Water Gap garners opposition; truck driver dies in I-80 crash near PA border; obituary of former employee Jeffrey Scott James; Commission praised as resident requests improved lighting along Route 22 in Easton; motorists warned of weekend backups on I-78 westbound for Commission project; former Commission superintendent Bryan Hill receives scouting award; Project Manager Kevin Skeels to give update on Scudder Falls Project at TMA Bucks meeting; DED of Communications Joe Donnelly to give presentation at Hunterdon County Library.

**DELAWARE RIVER JOINT TOLL BRIDGE COMMISSION**  
**Meeting of April 30, 2018**

- **COMMUNITY AFFAIRS:** (Please refer to Community Affairs report)  
Reviewed draft Woodside Road communications and other message/materials.
- **WEBSITE:**  
Posted investment consultant RFP. Created new I-95/I-295 replacement signs webpage in projects section of [www.drjtbc.org](http://www.drjtbc.org).

**INTERNAL/EXTERNAL COMMUNICATIONS**

- Issued 12 press releases/travel advisories in March. All of these products were relative to construction activities and associated travel impacts in the vicinity of the Scudder Falls Bridge, the Commission's 6.5-mile I-78 segment at the NJ-PA border, and the Easton-Phillipsburg Toll Bridge.
- A total of 12,153 sessions (visits) were recorded during March for the Commission's website – [www.drjtbc.org](http://www.drjtbc.org). That is a substantial increase (three additional days) over February, when 10,476 sessions were recorded. It's also an increase over March 2017, when a minimum 9,565 sessions were recorded (a partial figure due to website transitioning at that time).
- Responded to calls about downed trees on roadways near Washington Crossing Bridge.
- Conducted further research and culled all photographs for article on free bridges movement and creation of former Joint Commission for Elimination of Toll Bridge – New Jersey Pennsylvania.
- Post and remove various travel alerts on Commission website.
- Swap maps on Scudder Falls project site.
- Responded to public inquiry regarding font (unknown) of the illuminated sign on the Lower Trenton Toll-Supported Bridge.
- Contacted Tara Race of trucking GPS info company Tom-Tom regarding overweight vehicles and her need for long-term Scudder Falls staging information.
- Drafted Commission proclamations commending actions of a Stockton resident and five Commission employees who helped prevent an apparent suicide attempt at the Centre Bridge-Stockton Toll-Supported Bridge.
- Compile online comments on over-sized trucks at the Riegelsville Bridge (articles and FB posts) and shared with group.
- Established friendly URL for I-95/295 signs replacement webpage.
- Alert NJDOT communications office to missing state roads commissioner Elijah C. Hutchinson, who figured in the creation of the Bridge Commission's predecessor agency; provided bio and photograph.
- Drafted content and culled graphics for project webpage on I-95/I-295 signs replacement project; worked with Stokes CG to design and activate new web page.
- Contacted Transcom for stream waning on approaching I-78 weekend closures.
- Provided NJ101.5 radio with aerial I-78 photograph for new/traffic reports on upcoming weekend single-lane westbound travel pattern.



**DELAWARE RIVER JOINT TOLL BRIDGE COMMISSION**  
**Meeting of April 30, 2018**

- Forwarded I-78 weekend closure info to Rob Young of PennDOT for PA511 system posting and additional regional distributions.
- Confirmed attendance of Stockton resident Elaine Johnson for proclamation event. Also confirmed attendance of Commission employees.
- Worked with SFB public involvement team – McCormick Taylor and Stokes CG – to design and finalize detour map for month-long Woodside Road westbound travel prohibition.
- Acquired photographs of Northampton Street Bridge from area photographers.
- Arranged through Transcom the posting of I-78 weekend travel restriction on fixed NJDOT sign east of Exit 3.
- Renewed newspapers.com subscription and conducted research of free bridges movement clipping at Bucks County Historical Society.
- Attended kickoff of T-M/NH-L design meeting.
- Forwarded PennDOT I-95 paving info to executives and engineering team.
- Responded to motorist who mistakenly wrote to us about an experience at the Burlington-Bristol Toll Bridge, which is owned and operated by the Burlington County Bridge Commission.
- Worked with Bellevue Communications team to ensure that KYW radio traffic personnel receive Scudder Falls project travel info.
- Submitted form and related materials to Comcast for cable television segment on the Scudder Falls Bridge and future all-electronic tolling and E-ZPass advantages.
- Picked up proclamation frames and completed process of signatures and proclamation installation and sealing of all six frames.
- Responded to short-notice inquiry from Philadelphia film crew seeking to film on Scudder Falls Bridge construction site.
- Responded to WPVI/Channel 6 news reporter John Rowlin and NJ101.5 newsman Dan Alexander concerning employment and passing of Commission employee Mark Leary Sr.; facilitated Alexander interview with Lambertville fire official who knew Mark Leary Sr.
- Forwarded to Lambertville historian a news clipping about former Lambert Lane trolley tracks in Lambertville.
- Attended Joe Resta Comcast Newsmakers segment taping session.
- Contacted archivists at Carnegie Hall and Lafayette College regarding whereabouts of oil painting that an old newspaper clipping cited as being among the concert hall's collections; acquired photograph of the painting from Lafayette College.
- Responded to Financial Investment News reporter regarding placement of RFP for investment services consultant.

**DELAWARE RIVER JOINT TOLL BRIDGE COMMISSION**

**Meeting of April 30, 2018**

**OPERATIONS INDEX  
FOR  
COMMUNITY AFFAIRS**

<b>SUBJECT</b>	<b>DESCRIPTION</b>	<b>PAGE NUMBER</b>
Community Affairs	Status Report Month of March 2018	1

DELAWARE RIVER JOINT TOLL BRIDGE COMMISSION  
Meeting of April 30, 2018

Community Affairs Report

March 2018

The following Community Affairs activity took place during March 2018:

**Scudder Falls Public Involvement**

Assisted in review and response to messages received via the Commission and Scudder Falls project websites, as appropriate. Concerns included noise, potholes and other road conditions.

Provided notification of work activities on Woodside Road to local residents and officials, local business, municipal police and school district transportation department. Provided information concerning street lights in the area of Woodside Road to local official. Prepared closure notification for the Delaware Raritan Canal towpath.

**Lehigh Valley Chamber of Commerce**

Attended chamber breakfast featuring Phillipsburg Mayor Stephen Ellis' "State of the Town" address, which included his vision for the Union Square area near the Northampton Street Toll-Supported Bridge.

**Trenton-Morrisville Facility**

Attended preliminary planning meeting for Southern Operations Maintenance facilities (Trenton-Morrisville) improvements.

**Workplace Safety Committee**

Attended meeting of the Workshop Safety Committee and facility inspection at the Milford-Montague toll facility.

**Commission Newsletter**

Distributed winter edition of River Currents newsletter; began compiling content for spring edition.

**Community events**

Developing a schedule of upcoming events in our host communities to be prepared for any effect on bridges and consideration of Commission presence at the events where appropriate.

**Various Community Relations**

Continue to monitor number of overweight vehicles and discuss situation with Bridge Security Manager Keith Zwicker, as it is a concern of local officials, particularly Reigelsville. Handled miscellaneous requests from customers.

# **DELAWARE RIVER JOINT TOLL BRIDGE COMMISSION**

**Meeting of April 30, 2018**

## **ENGINEERING**

The following Pages reflect the reports on those items assigned to the Engineering Department. Each item is reported separately and page numbered accordingly.

**DELAWARE RIVER JOINT TOLL BRIDGE COMMISSION**  
**Meeting of April 30, 2018**  
**PROJECT STATUS REPORT**

<b>FACILITY</b>	<b>PM/PAM</b>	<b>CONTRACT DESCRIPTION</b>	<b>PAGE NO.</b>
<b>Trenton-Morrisville Toll Supported Bridge</b>	RJZ/RWL	<b>Southern Operations &amp; Maintenance Facilities Improvements</b> <ul style="list-style-type: none"> <li>Preliminary, Final, &amp; Post Design Services, C-519A</li> </ul>	1
<b>Lower Trenton Toll Supported Bridge</b>	CTH/RWL	<b>Trenton Makes Sign</b> <ul style="list-style-type: none"> <li>Replacement of Sign, Design, C-628A-7</li> <li>Construction Management, C-703A-1</li> <li>Promotional Video, C-703A-2</li> <li>Construction, TS-687A</li> </ul>	1-2
	CAS/RWL	<b>NJ Approach Traffic Signal Upgrades</b> <ul style="list-style-type: none"> <li>Design Contract C-627B-4</li> </ul>	2
	VMF/CAS	<ul style="list-style-type: none"> <li>Construction Contract, TS-699A</li> </ul>	3
<b>Scudder Falls Toll Supported Bridge</b>	KMS/RWL	<b>Scudder Falls Bridge Replacement Project</b> <ul style="list-style-type: none"> <li>Final Design Services, Contract C-660A</li> <li>Construction Contract, T-668A</li> </ul>	3-4
	CTH/KMS	<ul style="list-style-type: none"> <li>Construction Management, CM-669A</li> </ul>	4
	CLR/KMS	<ul style="list-style-type: none"> <li>Construction Inspection, PA Approaches, CI-671A</li> <li>Construction Inspection, Main River, CI-672A</li> </ul>	5
	VMF/CLR/KMS	<ul style="list-style-type: none"> <li>Construction Inspection, NJ Approaches, CI-673A</li> </ul>	5-6
	KMS/RWL	<b>DMC Services for Construction of the SFB Project</b> <ul style="list-style-type: none"> <li>Oversight of Final Design, C-502A-2I</li> </ul>	6-7
	CTH/KMS	<b>Public Involvement Services</b> <ul style="list-style-type: none"> <li>Design Contract, C-662A</li> </ul>	7
	KMS/RWL	<b>Capital Program Management Consultant (CPMC) &amp; Design Management Consultant (DMC) Services for the I-95/Scudder Falls Bridge Improvement Project</b> <ul style="list-style-type: none"> <li>CPMC Services 2016, C-502A-1L</li> </ul>	8
	VMF/CLR/KMS	<b>Interim Deck Repairs</b> <ul style="list-style-type: none"> <li>Construction Contract TS-677A</li> </ul>	8
	CAS/RWL	<b>Commission Administration Building at Scudder Falls</b> <ul style="list-style-type: none"> <li>Design Contract, C-707A</li> <li>Construction Management, CM-707A</li> </ul>	8-9
<b>New Hope-Lambertville Toll Bridge</b>	WMC/RFM	<b>Floor System Rehabilitation</b> <ul style="list-style-type: none"> <li>Design Services, C-702B-2</li> <li>Construction, T-708A</li> </ul>	9
<b>I-78 Toll Bridge</b>	RJZ/RWL	<b>I-78 Toll Bridge Maintenance Garage</b> <ul style="list-style-type: none"> <li>Preliminary, Final, &amp; Post Design Services, C-508A</li> <li>Code Compliance Plan Review and Inspections, C-696A-1</li> <li>Construction Management Services, CM-508A</li> <li>Construction Contract, T-508A</li> </ul>	9-11

**Notes:** Facilities are listed South to North

The first set of initials indicate the Project Manager and the second set of initial indicate the Program Area Manager

Project Manager Legend

WMC – M. Cane      RSL – R. Luciani  
CTH – C. Harney      VMF – V. Fischer

Program Area Manager Legend

KMS – K. Skeels      RJZ – R. Zakharia  
CAS – C. Stracciolini      RLR – R. Rash  
RFM – Ronald Mieszkowski      CLR – C. Rood

**DELAWARE RIVER JOINT TOLL BRIDGE COMMISSION**  
**Meeting of April 30, 2018**  
**PROJECT STATUS REPORT**

<b>I-78 Toll Bridge</b>	VMF/CTH/KMS	<b>I-78 Bridges and Approach Slab Rehabilitation</b> <ul style="list-style-type: none"> <li>• Design Contract, C-644A</li> <li>• Construction Management/Inspection, CM-644A</li> <li>• Construction, T-644A</li> </ul>	11-12
	VMF/CTH/KMS	<b>Restriping of the Merge Lanes Exiting the Toll Plaza</b> <ul style="list-style-type: none"> <li>• Design Contract, C-628A-8</li> </ul>	12-13
<b>Easton-Phillipsburg Toll Bridge</b>	CTH/RWL	<b>Salt Storage Facility</b> <ul style="list-style-type: none"> <li>• Design, C-702B-3</li> </ul>	13
<b>Milford-Montague Toll Bridge</b>	CTH/RWL	<b>Salt Storage Facility</b> <ul style="list-style-type: none"> <li>• Design, C-702B-4</li> <li>• Construction Management, C-703A-3</li> <li>• Construction, T-717A</li> </ul>	13-14
<b>Multiple Facilities and/or Commission- Wide</b>	JRB/RFM	<b>Approach Roadway Improvements at the Centre Bridge-Stockton, New Hope-Lambertville, and Uhlerstown-Frenchtown Toll Supported Bridges</b> <ul style="list-style-type: none"> <li>• Design, C-715A-1</li> </ul>	14-15
	RJZ/RWL	<b>Phase 1 Toll Collection Counting Facilities - District 2 &amp; 3</b> <ul style="list-style-type: none"> <li>• Preliminary, Final &amp; Post Design Services, C-696B-1</li> </ul>	15
	WMC/RWL	<b>Electronic Surveillance/ Detection System</b> <ul style="list-style-type: none"> <li>• ESS Maintenance Contract, DB-575A</li> <li>• ESS Request for Proposal Development, C-701A-6</li> </ul>	15-16
	WMC/RWL	<b>Wireless Video Network Specification &amp; Peer Review</b> <ul style="list-style-type: none"> <li>• Design Contract, C-621A-5</li> </ul>	16
	CAS/RWL	<b>Electronic Toll Collection</b> <ul style="list-style-type: none"> <li>• Customer Service Center/Violation Processing Center Project, DB-584A</li> </ul>	16
	CAS/RSL	<ul style="list-style-type: none"> <li>• Traffic Count Program Upgrade, DR-550A</li> </ul>	16-17
	CAS/RWL	<b>Electronic Toll Collection System Replacement</b> <ul style="list-style-type: none"> <li>• Design, Build, and Maintain, DB-540A</li> <li>• Toll System Performance Review and Audit/Operational Assessment, C-701A-3</li> <li>• Toll Plaza LED Sign Installation &amp; Integration, C-701A-4</li> </ul>	17-18
	CAS/RWL	<b>Level 3 Investment Grade Traffic &amp; Revenue Forecasts</b> <ul style="list-style-type: none"> <li>• C-549AR</li> </ul>	19
	RFM/RWL	<b>Bridge Monitoring System</b> <ul style="list-style-type: none"> <li>• Design for Select Bridges, C-628B-6</li> </ul>	19
	RJZ/RWL	<b>Buildings &amp; Facilities Energy Conservation Measures</b> <ul style="list-style-type: none"> <li>• Preliminary, Final &amp; Post Design Services, C-657A-3</li> <li>• Construction Management Services, C-696A-2</li> <li>• Construction, Electrical, T-645A</li> <li>• Construction, Mechanical, T-645B</li> </ul>	20-21
	RFM/RWL	<b>General Engineering Consultant Annual Inspections</b> <ul style="list-style-type: none"> <li>• 2015-2016 Annual Inspections, C-684A</li> </ul>	21-22
	CAS/RWL	<b>2015-2016 Traffic Engineering Consultant</b> <ul style="list-style-type: none"> <li>• C-686A</li> </ul>	21

**Notes:** Facilities are listed South to North

The first set of initials indicate the Project Manager and the second set of initial indicate the Program Area Manager

Project Manager Legend

WMC – M. Cane  
 CTH – C. Harney

RSL – R. Luciani  
 VMF – V. Fischer

Program Area Manager Legend

KMS – K. Skeels  
 CAS – C. Straccioli  
 RFM – Ronald Mieszkowski

RJZ – R. Zakharia  
 RLR – R. Rash  
 CLR – C. Rood



# **DELAWARE RIVER JOINT TOLL BRIDGE COMMISSION**

**April 30, 2018  
PROJECT STATUS REPORT**

## **SOUTHERN OPERATIONS & MAINTENANCE FACILITIES IMPROVEMENTS PRELIMINARY, FINAL & POST DESIGN SERVICES C-519A**

This contract is for Preliminary, Final and Post-Design Services for space utilization improvements at New Hope Lambertville Toll Bridge Executive Headquarters and the demolition and reconstruction of the Trenton Morrisville Toll Bridge Administration Building as identified under a Task Order Assignment for Space Utilization Program and Concept Study.

In accordance with the Commission's February 26<sup>th</sup> Regular Monthly Commission Meeting, this Contract was awarded to Gannett Fleming, Architects Inc. (GF). Accordingly; a Notice of Award and Limited Notice to Proceed was issued to GF effective February 27, 2018.

A Kick-Off Meeting was conducted with GF on March 20, 2018, and a record room site visits to review and obtain existing records documents was conducted on March 27, 2018.

## **LOWER TRENTON TOLL-SUPPORTED BRIDGE**

### **REPLACEMENT OF "TRENTON MAKES THE WORLD TAKES SIGN" LIGHTING ELEMENTS**

**DESIGN  
Task Order Assignment No. C-628A-7**

Dewberry was issued Notice to Proceed effective November 29, 2016. A project kick-off meeting was held with Dewberry and their sub-consultants, The Lighting Practice & ACT Engineers, on December 2, 2016. Local stakeholder meetings were held on February 1<sup>st</sup> & 2<sup>nd</sup> 2017 briefing attendees on the sign lighting concept and schedule moving forward. The designer submitted final construction bid documents and assisted with bid review/evaluations Dewberry is assisting with final testing and training as necessary.

## **DELAWARE RIVER JOINT TOLL BRIDGE COMMISSION**

**April 30, 2018**

### **PROJECT STATUS REPORT**

#### **CONSTRUCTION MANAGEMENT Task Order Assignment No. C-703A-1**

Urban Engineers was issued Notice to Proceed effective June 26, 2017. A project kick-off meeting was held with Urban on July 14, 2017. Urban is providing a part time Project Manager, full time Resident Engineer/Inspector and part time Scheduler through this task order assignment. Urban is assisting with project closeout and final testing and training as necessary.

#### **PROMOTIONAL VIDEO Task Order Assignment No. C-703A-2**

Urban Engineers was issued Notice to Proceed effective October 20, 2017. A project kick-off meeting was held with Urban and Stokes on October 20, 2017. Urban is working with Stokes Creative Group to produce a promotional video highlighting the history and relighting efforts associated with the "Trenton Makes The World Takes" sign. Stokes continues to monitor project progress.

#### **CONSTRUCTION Contract No. TS-687A**

At the May 22, 2017 Commissioners Meeting, the Commission awarded Contract TS-687A, Lower Trenton Toll-Supported Bridge, Replacement of Sign Lighting Elements to Carr & Duff, Inc. The Commission issued the full Notice to Proceed effective June 26, 2017.

A project kick-off meeting was held with Carr & Duff on July 14, 2017. Carr & Duff have concluded tasks related to replacing the sign lighting elements. System testing and training are continuing as well as project closeout efforts.

## **LOWER TRENTON TOLL-SUPPORTED BRIDGE**

#### **NJ APPROACH TRAFFIC SIGNAL UPGRADES Contract No. C-627B-4**

Carr & Duff completed all equipment installation and punch list items. Upon issuance of final payment and execution of the project closeout change order, this task order assignment will be closed.

## **DELAWARE RIVER JOINT TOLL BRIDGE COMMISSION**

### **April 30, 2018 PROJECT STATUS REPORT**

#### **Construction Contract No. TS-699A**

Carr & Duff, Inc. (C&D) was awarded this contract at the Commission's March 2017 meeting and issued their full Notice to Proceed effective April 21, 2017.

Project substantial completion was met on February 14, 2018. Pay Estimate No. 3/Final, which included the remaining cost to complete the pedestrian push buttons at the intersection of New Warren St. and William Trent Place, the final payment for the Uniformed Traffic Directors, the Maintenance Bond and the final retainage, was processed. Change Order No. 2/Final was also processed during this period and all project warranties and deliverables were submitted by Carr & Duff. The final as-built plans are being worked on and, once submitted, this project will be closed out.

## **SCUDDER FALLS BRIDGE REPLACEMENT PROJECT**

#### **FINAL DESIGN Contract No. C-660A**

During the March reporting period Michael Baker Jr., Incorporated (Baker) of Hamilton New Jersey, continued their coordination and support with the utility relocation effort in PA and NJ; continued to review and respond to various Requests for Information (RFIs) and submittals from the Contractor and the Construction Manager; and, attended the following meetings: two (2) T-668A Progress Meetings; and, various technical meetings involving design issues with the Contractor and CM/CI team. Baker was also involved in the ongoing coordination of drainage revisions that impact the PA Delaware Canal with the PA DCNR and the other agencies with oversight.

#### **Construction Contract No. T-668A**

Trumbull Corporation of Pittsburgh, PA (Trumbull) was awarded the Scudder Falls Bridge Replacement Construction Contract T-668A in the amount of \$396,000,000.00 at the Commission's January 30, 2017 Meeting. The Commission issued a full Notice to Proceed on March 3, 2017.

Coordination Meetings continued between the Contractor and the Commission's Project team to discuss Project schedule, progress, and planning for ongoing and/or upcoming construction activities. Trumbull continued to submit Requests for Information (RFI's) and make required project submittals throughout this reporting period. To date there have been a total of 359

Contractor RFIs and 644 Contractor Submittals. Trumbull and the Construction Manager (Hill/Jacobs) have also been coordinating on the Baseline CPM Schedule progress updates. The

## **DELAWARE RIVER JOINT TOLL BRIDGE COMMISSION**

### **April 30, 2018 PROJECT STATUS REPORT**

latest schedule submission by Trumbull was Baseline CPM Schedule Update 11U, dated March 27, 2018 and is currently being reviewed by the CM. According to this latest schedule, all milestone dates are currently being shown to be met and no recovery schedule is required.

Trumbull has work areas extending throughout the project limits in order to complete parallel activities on the project. During the month of March Trumbull continued with ongoing activities in PA and NJ. In PA work continued on the construction of the T-Wall and drainage in the I-95 median; the I-95 Bridges over Taylorsville Road and the Delaware Canal; and, the roadway and Bridge Monitor/All Electronic Toll Building site retaining walls. On the Main River Bridge, work was completed on the PA trestle causeway; Main River Bridge Abutments 1 and 2, Pier 5 and Pier 6 in NJ, and Piers 1, 2 3, and 4 in PA; and Steel erection on the NJ side from Abutment No. 2 out to Piers 6 and 5. In NJ, work continued on I-95 access Ramp C Bridge and Ramp G Bridge abutments and associated foundations; and, infield area grading for the roundabouts. It should be noted that all in-water work with the trestle causeway and pier cofferdams in PA was completed by March 15<sup>th</sup>, the start of the in-water restriction period for work in the Delaware River that could impact the river bottom. This in-water work restriction period lasts until July 1<sup>st</sup>. The only work in the river that can be performed during this period must be done within the pier cofferdams.

### **CONSTRUCTION MANAGEMENT Contract No. CM-669A**

At the October 31, 2016 Commissioners Meeting, the Commission awarded Contract No. CM-669A, Construction Management Services for the Scudder Falls Bridge Replacement project to Hill International (Hill) of Philadelphia, PA for an amount not-to-exceed \$25,015,066.98. Hill was provided with Notice of Award and Limited Notice to proceed on November 2, 2016. Hill was then issued a Full Notice to Proceed on January 31, 2017, in parallel with the award of the Scudder Falls Bridge Replacement Contract T-668A at the same meeting.

The Hill team continues to supply construction management personnel as necessary, monitor Trumbull's performance and progress, conduct bi-weekly progress meetings, oversee and coordinate the three (3) construction inspection firms, perform utility coordination in NJ & PA, perform schedule reviews, conduct bi-weekly scheduling meetings, maintain document control, perform health and safety inspections, adjust project staffing as required, address material testing and inspection plan requirements, prepare monthly contractor invoices and manage overall project budget.

# **DELAWARE RIVER JOINT TOLL BRIDGE COMMISSION**

## **April 30, 2018 PROJECT STATUS REPORT**

### **Construction Inspection of PA Approach Contract No. CI-671A**

This Contract is for Construction Inspection (CI) Professional Services for the PA Approach Roadway Improvements portion of the Scudder Falls Bridge Replacement Project, Contract T-668A. TRC Engineers, Inc. (TRC) of Plymouth Meeting, PA was awarded this contract at the February 27, 2017 Commissioners' Meeting; and issued a full Notice to Proceed effective March 29, 2017.

During this reporting period TRC continued supplying inspectors to work on the Project under the supervision of the Construction Manager with presently five (5) full time inspectors being on board. Additional Inspectors will be provided as the need arises based on the Contractor's schedule. TRC participated in the CI Contract Progress Meeting held with all three CI Consultant Firms Project Managers on March 8, 2018.

### **Construction Inspection of Main River Bridge Contract No. CI-672A**

This Contract is for Construction Inspection (CI) Professional Services for the Main River Bridge portion of the Scudder Falls Bridge Replacement Project, Contract T-668A. WSP/Parsons Brinckerhoff, Incorporated (PB) of Lawrenceville, NJ was awarded this contract at the February 27, 2017 Commissioners' Meeting; and issued a full Notice to Proceed effective March 22, 2017.

During this reporting period PB continued supplying inspectors to work on the Project under the supervision of the Construction Manager. Due to the Contractor's revised work schedule the inspection staff was reduced from five (5) full time inspectors being on board down to four (4) full time inspectors. Additional Inspectors may be provided as the need arises based on the Contractor's schedule. PB participated in the CI Contract Progress Meeting held with all three CI Consultant Firms Project Managers on March 8, 2018.

### **Construction Inspection of NJ Approach Contract No. CI-673A**

This Contract is for Construction Inspection (CI) Professional Services for the NJ Approach Roadway Improvements portion of the Scudder Falls Bridge Replacement Project, Contract T-668A. Gannett Fleming, Inc. (GF) of South Plainfield, NJ was awarded this contract at the February 27, 2017 Commissioners' Meeting and issued a full Notice to Proceed effective March 29, 2017.



# **DELAWARE RIVER JOINT TOLL BRIDGE COMMISSION**

## **April 30, 2018 PROJECT STATUS REPORT**

During this reporting period GF maintained the contract's full complement of five (5) inspectors to work on the New Jersey approach portion of this project under the supervision of the Construction Manager. GF inspectors are also performing the quality control tests on the concrete that is poured within the New Jersey approach portion of the project. Additional Inspectors may be provided as the need arises based on the Contractor's schedule. GF participated in the CI Contract Progress Meeting held with all three CI Consultant Firms Project Managers on March 8, 2018.

### **DMC SERVICES THROUGH T-668A CONSTRUCTION**

Task Order Assignment No. C-502A-2I

AECOM is providing DMC services during the construction of the Scudder Falls Bridge Replacement Project, Contract T-668A, under this Task Order Assignment, which began on April 1, 2017.

The DMC Services include support to the Commission with the following: environmental agency coordination; environmental permitting; environmental monitoring services; construction survey support services; Contracts C-660A and T-668A progress support; and, administration of the three (3) SFB Project Construction Inspection (CI) Contracts.

**Environmental Agency Coordination** – Continuous services providing Project-wide assistance with environmental activities including agency site visits; contractor inquiries associated with existing permits obtained by the Commission; and, monitoring and implementation of existing environmental mitigation stipulations associated with pre-construction project permits and agency agreements.

**Environmental Permitting** - In Pennsylvania, coordination with the USACE and the PADEP regarding a drainage alternative to the 48" Pipe Jack-and-Bore operation in PA. A meeting was held with the Department of Conservation of Natural Resources (PA), to present a proposed drainage design modification adjacent to the Delaware Canal in PA. Coordination with the USACE and PADEP is ongoing for this modification due to each having oversight in this area.

**Environmental Monitoring Services** – These services are required to take place throughout construction of the SFB Replacement Project to meet Project permit requirements. Services performed during this reporting period included weekly monitoring of the project site for compliance with environmental requirements. Archaeological Monitoring services are also being performed for certain NJ excavation activities in conformance with the Project's Programmatic Agreement although no archaeological monitoring work was performed this reporting period. Weekly Peregrine Falcon monitoring also took place during this reporting period.

# **DELAWARE RIVER JOINT TOLL BRIDGE COMMISSION**

**April 30, 2018**

## **PROJECT STATUS REPORT**

**Contracts C-660A and T-668A Progress Support** - DMC services during this reporting period included participation in the work flow for review and distribution of the contractor's submittals and requests for information; ongoing coordination with the Baker Team on RFI and contractor submittal responses; design and/or construction issue trouble-shooting and resolution support with involvement in the various technical issues meetings with the CM and the Contractor; ongoing utility relocation work and existing facility interface coordination support ; utility design coordination between the Commission's District 1 Administration Building Design and SFB Replacement Project construction projects; and, coordination with Commission Operation's and ESS Departments on maintenance of the existing equipment within the SFB Project construction zone.

**CI Contract Administration** – As Project Managers for the three (3) Construction Inspection (CI) contracts associated with the Scudder Falls Bridge project, coordinated with the CI firms for the supplying of inspectors to the project as requested by the Construction Manager; administer the CI contracts and address any contractual needs.

## **SCUDDER FALLS BRIDGE REPLACEMENT PROJECT**

### **PUBLIC INVOLVEMENT SERVICES**

#### **FINAL DESIGN**

**Contract No. C-662A**

McCormick Taylor, Inc. (MT) was awarded this Public Involvement (PI) Contract at the Commission's September 28, 2015 Meeting, and issued Notice to Proceed effective October 29, 2015. A kickoff meeting was held with MT on November 25, 2015. The Commission provided comments to MT's draft PI plan and is awaiting a revised draft. MT has attended numerous C-660A progress meetings, and has successfully taken responsibility of maintaining the project hotline and website. MT organized and participated in the March 15, 2016 Open House/ No Net Loss Public Hearing held in Ewing Township and April 27, 2016 Pennsylvania Noise Walls Update Meeting. MT organized and participated in the July 19<sup>th</sup> & 21<sup>st</sup> District I Open House/Toll Hearings held in Ewing Township (NJ) and Lower Makefield Township (PA) respectively. MT also organized and participated in August 2<sup>nd</sup> & 4<sup>th</sup> District II Toll Hearings in Easton (PA) and Phillipsburg (NJ) respectively also and the August 9<sup>th</sup> & 11<sup>th</sup> District III Toll Hearings held in Montague (NJ) & East Stroudsburg (PA) respectively. MT has finalized the open house/toll hearing summary report from these events. MT's public involvement effort focuses on regularly communicating project activities to officials, stakeholders and the public, as well as informing motorists of near-term construction stage travel implications, performing public involvement initiatives and market research activities and development of discussion guides and analysis related the implementation of the new toll, and payment options related to All-Electronic Tolling. MT has finalized a new project specific logo and is updating the project website.

# **DELAWARE RIVER JOINT TOLL BRIDGE COMMISSION**

**April 30, 2018  
PROJECT STATUS REPORT**

## **CAPITAL PROGRAM MANAGEMENT CONSULTANT (CPMC) & DESIGN MANGEMENT CONSULTANT (DMC) SERVICES FOR THE I-95/SCUDDER FALLS BRIDGE IMPROVEMENT PROJECT**

**CPMC SERVICES – YEAR 2016**  
Task Order Assignment No. C-502A-1L

Task Order Assignment 502A-1L, Capital Program Management Consultant (CPMC) Services for 2016 began in July 2016. AECOM is currently providing one (1) part-time Project Manager to oversee and administer various design and construction projects that are being advanced in the Capital Improvement Program. During this reporting period, CPMC Staff continued to provide the management and oversight of Professional Services Contract C-644A, CM/CI Services Contract CM-644A, and Construction Contract T-644A for the I-78 Roadway Approach/Transition Slabs Rehabilitation and the Rehabilitation of the Cedarville Road Overpass.

### **SCUDDER FALLS BRIDGE INTERIM DECK REPAIRS**

**Construction**  
Contract No. TS-677A

Sparwick Contracting, Inc. (SCI) completed all deck repairs and roadway striping by September 8, 2015. SCI's on-call and emergency spill repairs phase of the contract ended with the issuance of Notice to Proceed for the Scudder Falls Bridge Replacement project, T-668A on March 3, 2017.

There was no work performed during this reporting period. SCI's contract will remain open until the end of their contract call-back period, which ends on November 20, 2018.

### **COMMISSION ADMINISTRATION BUILDING AT SCUDDER FALLS**

**Design**  
Contract No. C-707A

The design team provided bid documents and the project was advertised on January 10, 2018. A Pre-bid Meeting followed by site visit was held on January 18, 2018. The design team prepared six (6) addenda to the bid documents and they were issued to the plan holders and posted on the Commission's website. Bids were opened on March 13, 2018.

## **DELAWARE RIVER JOINT TOLL BRIDGE COMMISSION**

**April 30, 2018  
PROJECT STATUS REPORT**

The design team reviewed the bids and submitted a memorandum recommending awarding the construction contract.

Preparation of the conformed plans and specifications is underway.

Construction Management  
Contract No. CM-707A

Joseph Jingoli & Son, Inc. supported the procurement phase of the construction contract, including review of addenda to the bid documents.

### **NEW HOPE-LAMBERTVILLE TOLL BRIDGE FLOOR SYSTEM REHABILITATION**

DESIGN SERVICES  
Task Order Assignment No. C-702B-2

IH Engineers prepared the Conformed Set of plans and specifications for the project incorporating changes from the two (2) previously issued addendums.

CONSTRUCTION  
Contract No. T-708A

The Commission awarded the New Hope-Lambertville Toll Bridge Floor System Rehabilitation project to Allied Painting, Inc. and provided Limited Notice-to-Proceed effective March 27, 2018.

### **I-78 TOLL BRIDGE MAINTENANCE GARAGE PRELIMINARY, FINAL & POST DESIGN SERVICES C-508A**

This contract is for Preliminary, Final and Post-Design Services for renovations and expansion at the I-78 Maintenance Garage as identified under a Task Order Assignment for Space Utilization Program and Concept Study provided by Buchart Horn, Inc. / BASCO Associates.

Burns Engineering Inc. (BE) was issued Notice of Award and Limited Notice to Proceed effective July 28, 2015, Final Design Submission and Bid Set were received on April 5, 2016, Bids were open on May 10<sup>th</sup>, reviewed by the Consultant, Commission Counsels and Contract Compliance and a Construction Contract Award was made at the June 2016 Regular Monthly Commission Meeting.

## **DELAWARE RIVER JOINT TOLL BRIDGE COMMISSION**

### **April 30, 2018 PROJECT STATUS REPORT**

Consultant completed reviewing the Close-Out Documents and this Project is being closed.

#### **CODE COMPLIANCE PLAN REVIEW AND INSPECTIONS Task Order Assignment No. C-696A-1**

Utilizing the Commission's current Facilities Task Order Agreement with Johnson, Mirmiran & Thompson (JMT), this Task Order Assignment is to provide Code Plan Reviews, and Code Compliance Inspections on as needed basis for the I-78 Maintenance Garage Expansion Project. Said services will be provided by a Commonwealth of Pennsylvania Department of Labor and Industry (PA L&I) Certified Third-Party Agency in the appropriate building trade categories and in accordance with the current Uniform Construction Code Inspection Procedures UCC-9.

Kick-Off Meeting was conducted with JMT on February 25, 2016, and the Consultant provided Peer and Code Plan reviews of the Pre-Final Design Submission, attended the pre-final design submission review meeting, reviewed and certified the Final Design Submission to confirm all comments have been addressed.

Consultant attended Construction Kick-Off meeting on July 12, 2016 and is currently attending periodic construction progress meeting and providing all required UCC inspections. Final Inspection was completed and Certificate of Occupancy was issued effective October 16, 2017. Final Invoice was received and Final Contract Modification reflecting completion of this Contract at 33% below budget is being processed and this Project is being closed.

#### **CONSTRUCTION MANAGEMENT SERVICES CM-508A**

This contract is for Construction Management (CM) Services in connection with the renovations and expansion of I-78 Maintenance Garage Project. As part of the CM services the Consultant scope of work includes Constructability Review of the Bid Documents during the Pre-Construction phase of T-508A.

STV Inc. (STV) was issued Notice of Award and Limited Notice to Proceed effective March 1, 2016. A meeting was held with the Consultant on March 2<sup>nd</sup> to review the Commission's expectations of the consultant's services during the Pre-Construction phase of T-508A. Constructability Review was provided by the Consultant on the Pre-Final Design Submission, attended its design review meeting on March 21, and reviewed the Final Design Submission to confirm all comments have been addressed.

STV confirmed completion of all disciplines' punch lists and the receipt of all acceptable close-out documents and warranties. Final Invoice was received and Final Contract Modification reflecting completion of this Contract \$4,067.60 below budget is being processed and this Project is being closed.

## **DELAWARE RIVER JOINT TOLL BRIDGE COMMISSION**

### **April 30, 2018 PROJECT STATUS REPORT**

#### **CONSTRUCTION Contract No. T-508A**

Bracy Construction Inc., was awarded this construction contract at the Commission's June 2016 Meeting. Notice of Award and Limited Notice to Proceed letter was issued effective June 28, 2016. Pre-Construction Meeting was held on July 12<sup>th</sup> and a Notice to Proceed effective date of July 25<sup>th</sup> was issued in accordance with the Contract Specifications.

Certificate of Occupancy was received on October 16 for all phases of construction allowing the Commission to occupy and use the entire facility. Contractor addressed punch list items and provided supplemental close-out documents and warranties from various trades for review by the Design Consultant. Final Invoice was received and Final Change Order reflecting completion of this Contract \$203,822.97 below budget. This Project is being closed.

### **I-78 BRIDGES AND APPROACH SLABS REHABILITATION**

#### **Design Contract No. C-644A**

Gannett Fleming, Inc. (GF) was awarded this design contract at the Commission's February 2016 Meeting and their Notice of Award/Limited Notice to Proceed was issued effective March 1, 2016. This design project is for the repair of various bridge, pavement and other miscellaneous deficiencies associated with the 13 bridges and approach roadways located within the DRJTBC's jurisdiction on I-78.

During this reporting period, GF continued their post-design phase services of this contract, responding to RFIs and reviewing submittals and attending contractor progress meetings as necessary. GF's invoice No. 6 was submitted during this period and is under review.

#### **Construction Management/Construction Inspection Contract No. CM-644A**

Greenman-Pedersen, Inc. (GPI) was awarded this Construction Management/Construction Inspection contract at the Commission's April 2017 Meeting with the Notice to Proceed issued effective May 24, 2017.



## **DELAWARE RIVER JOINT TOLL BRIDGE COMMISSION**

### **April 30, 2018 PROJECT STATUS REPORT**

During this reporting period, GPI conducted two (2) Progress Meetings and continued tracking RFIs, correspondence, submittals and shop drawings. GPI also continued to review and evaluate the Potential Change Order (PCO) documentation submitted by JDE and their Painting Subcontractor for potential cost impacts to approach slab and bridge painting work due to the loss of the single westbound lane closure 24/7 as originally provided in the contract. GPI's current staff includes the Resident Engineer, one (1) full time inspector and one (1) part time Project Manager. A part time scheduler and safety consultant, both from Envision, Inc. are providing schedule update reviews and independent site safety inspections respectively as needed.

#### **Construction Contract No. T-644A**

J.D. Eckman, Inc. (JDE) was awarded this Construction contract at the Commission's April 2017 Meeting with the Notice of Award/Limited Notice to Proceed issued effective April 26, 2017. JDE received full Notice to Proceed effective May 22, 2017.

During this reporting period JDE remobilized to the site after a brief winter shut down and replaced four (4) approach slabs westbound at the SR-611 and Main River Bridges during their first 57 hour double lane closure weekend of April 16<sup>th</sup> – 19<sup>th</sup>. JDE participated in two (2) Progress Meetings and continued submitting submittals, shop drawings, and RFIs. The bridge cleaning/painting work is scheduled to resume in early April 2018.

#### **RESTRIPING OF THE MERGE LANES EXITING THE I-78 TOLL PLAZA**

#### **Design Task Order Agreement Contract No. C-628A-8**

Dewberry Engineers, Inc. (DE), through a standing Consultant Engineer Agreement, was requested to provide Engineering Services to design modifications to the existing striping of the merge area west of the I-78 westbound toll plaza. DE was requested to utilize Malick & Scherer, PC. (M&S) for this design effort due to their current involvement as a sub-consultant to Gannett Fleming on the C-644A I-78 Bridges and Approach Slab Rehabilitation Project, whose tasks include the restriping of the entire I-78 mainline located within the DRJTBC's jurisdiction. The purpose of this restriping design is to provide dedicated through lanes for the two left ORT E-Z Pass lanes continuing after the toll plaza, and have the four right toll lanes merge with the right high speed lane in the vicinity of the Morgan Hill Road Interchange.

This design has been incorporated into the I-78 Bridges & Approach Slab Rehabilitation Construction Contract T-644A by Gannett Fleming, under Professional Services contract C-644A.

During this reporting period, M&S continued their post-design services phase of this Task Order Assignment for construction contract T-644A.

# **DELAWARE RIVER JOINT TOLL BRIDGE COMMISSION**

**April 30, 2018  
PROJECT STATUS REPORT**

## **EASTON-PHILLIPSBURG TOLL BRIDGE**

**SALT STORAGE FACILITY - DESIGN  
Task Order Assignment No. C-702B-3**

IH Engineers was issued Notice to Proceed effective February 16, 2018. A project kick-off meeting was held with IH on the same date. This Task Order Assignment is to perform final design for constructing a new salt storage facility to meet the needs at E-P Toll Bridge.

Field assessments were performed by IH and associated staff in late February 2018 and the designer is currently working on final design and preparing construction bid documents.

## **MILFORD-MONTAGUE TOLL BRIDGE**

**SALT STORAGE FACILITY - DESIGN  
Task Order Assignment No. C-702B-3**

IH Engineers was issued Notice to Proceed effective February 16, 2018. A project kick-off meeting was held with IH on the same date. This Task Order Assignment is to perform final design for constructing a new salt storage facility to meet the needs at E-P Toll Bridge.

Field assessments were performed by IH and associated staff in late February 2018 and the designer is currently working on final design and preparing construction bid documents.

**CONSTRUCTION  
Contract No. T-717A**

At the September 25, 2017 Commissioners Meeting, the Commission awarded Contract T-717A, Milford-Montague Toll Bridge, Salt Storage Building to Bracy Construction, Inc. The Commission issued a Limited Notice to Proceed effective September 25, 2017.

An on-site project coordination meeting was held with Bracy and their subcontractors on October 3, 2017. The Commission issued the full Notice to Proceed effective October 12, 2017.

A project kick-off meeting was held with Bracy on October 19, 2017. The new salt storage building which is substantially complete and is being used to store salt for the remainder of the

winter. Due to unfavorable weather Bracy returned to the project site in mid-April and is working toward project completion by mid-May.

# **DELAWARE RIVER JOINT TOLL BRIDGE COMMISSION**

**April 30, 2018  
PROJECT STATUS REPORT**

## **APPROACH ROADWAY IMPROVEMENTS AT THE CENTRE BRIDGE – STOCKTON, NEW HOPE – LAMBERTVILLE, AND UHLERSTOWN – FRENCHTOWN TOLL-SUPPORTED BRIDGES**

### **DESIGN Task Order Assignment C-715A-1**

Under this Task Order Assignment (TOA) the Consultant, Pennoni, Inc. (Pennoni), is providing professional services for the design of approach roadway improvements at the Centre Bridge – Stockton, New Hope – Lambertville, and Uhlerstown – Frenchtown Toll-Supported Bridges. Improvements include select roadway repaving, re-striping, three (3) ADA ramps, replacement of six (6) inlets, curbing repair and patching/coating of a retaining wall. Notice to proceed was given on September 25, 2017. A kick off meeting was held on October 3, 2017. Field visits occurred September 28 through October 3. Progress Meeting No. 1 was held on Friday, November 3. A progress / 60% submission review meeting was held on November 29. On 1/30,

Supplement No. 1 was approved to use \$4,265.75 of the \$8,000 Unforeseen Allowance for work related to the NH-L PA north roadway retaining wall that was not included in the original scope of work. The Commission is awaiting submission of the pre-final PS&E documents and is also in receipt of request for Supplement No. 2 related to additional traffic control plans due to the planned eastbound lane closing and subsequent detour to be planned.

## **PHASE 1 TOLL COLLECTION COUNTING FACILITIES**

### **PRELIMINARY, FINAL & POST DESIGN SERVICES C-696B-1**

Utilizing the Commission standing Consulting Engineer Task Order Agreement with French & Parrello Associates (FPA), this Task Order Assignment is to obtain engineering preliminary, final, and post design services to support the Commission needs for Toll Counting facilities at I-78, Easton Philipsburg, and Delaware Water Gap Toll Bridge Facilities.

As a part of a fast track implementation plan, Kick-Off Meeting was conducted with FPA on October 20, 2016, at which time the Consultant provided pre-schematic design sketches to expedite Commission's input on the same. The Consultant collected Project related record documents after this meeting, conducted site visits on October 25<sup>th</sup> at all three locations. Schematic Design Submission was received on November 9<sup>th</sup>, 2016 and a submission review meeting was held on November 14<sup>th</sup> sharing the Commission's comments with the Consultant. Final Design Submission was received December 30, 2016 and a design submission review meeting was conducted on January 9, 2017 and revised documents were received January 19, 2017.

## **DELAWARE RIVER JOINT TOLL BRIDGE COMMISSION**

**April 30, 2018**  
**PROJECT STATUS REPORT**

### **ELECTRONIC SURVEILLANCE / DETECTION SYSTEM**

**ESS MAINTENANCE CONTRACT**  
**Contract No. DB-575A**

Schneider Electric Building Americas, Inc. continues to provide maintenance services in support of the Electronic Surveillance / Detection System under the direction of the Commission's Electronic Security and Surveillance Staff, who operate the system from the Primary Control Center located at the New Jersey State Police's Regional Operation and Information Center (ROIC) in West Trenton, New Jersey.

**ESS REQUEST FOR PROPOSAL DEVELOPMENT**  
**Contract No. C-701A-6**

Rummel, Klepper & Kahl (RK&K) completed preparation of the Request for Proposal (RFP) for use in the procurement of a vendor to provide maintenance and other related services for the ESS to commence on or before the conclusion of the term of the existing maintenance contract. The RFP for Contract No. DB-724A; Electronic Surveillance / Detection System Maintenance Contract was publically advertise and posted on the Commission's website on April 3, 2018.

**WIRELESS VIDEO NETWORK SPECIFICATION AND PEER REVIEW**  
**Contract No. C-621A-5**

Sentinel Consulting is supporting the Commission's efforts on upgrading the wireless communication system at the I-78/611 site to address current and future needs. Review comments for the wireless survey report were provided to Schneider Electric Building Americas, Inc.

### **ELECTRONIC TOLL COLLECTION SYSTEM**

**CUSTOMER SERVICE CENTER/VIOLATION PROCESSING CENTER PROJECT**  
**DB-584**

The new NJ Customer Service Center (CSC) is live. The New Jersey Turnpike Authority (NJTA), as the lead agency, is facilitating all meetings with the other agencies and Conduent.

# **DELAWARE RIVER JOINT TOLL BRIDGE COMMISSION**

**April 30, 2018  
PROJECT STATUS REPORT**

## **TAFFIC COUNT PROGRAM UPGRADE DR-550A**

A Purchase Order was issued to Signal Service, Inc., West Chester, PA for the traffic counters, server and additional materials. Signal Service is a member of the Pennsylvania Department of General Services COSTARS Program (Cooperative Purchasing Contract No. 4400012659). The COSTARS Program sets the pricing for the traffic counters, auxiliary equipment, and software to be purchased.

The server that includes the software and traffic database currently resides with RTI for on-going configuration and we are accessing the data remotely. RTI is upgrading the software on the server. Upon completion of the upgrade, the server will be delivered to the Commission.

RTI completed the development and deployment of a data gap filling software. This software automatically fills data gaps that occur when a communication with a traffic count station fails.

## **ELECTRONIC TOLL COLLECTION SYSTEM REPLACEMENT DESIGN, BUILD AND MAINTAIN Contract No. DB-540A**

TransCore is addressing punch list items, final project documentation and as-built drawings. Project Provisional Acceptance was issued on August 16, 2017 and the project is transitioning into the maintenance phase.

TransCore implemented a plan to improve system performance, focusing on vehicles classifications. The plan included revisiting each lane, checking all equipment connections/configurations and tuning the equipment to increase performance levels. The RK&K team conducted several additional system audits to determine the level of performance. The vehicle classification system is still performing lower than the requirements included in the contract. Commission staff met with the executive management team from TransCore to discuss our on-going concerns regarding the system performance. TransCore developed and implemented an action list to increase performance. The software changes were completed at the Delaware Water Gap Toll Bridge and we are observing improved performance. TransCore will deploy the latest software build at the I-78 Toll Bridge. If similar performance improvements occur, then the software will be deployed at all toll plazas. Commission Staff and TransCore meet weekly to review this issue and discuss the action plan.

TransCore will be replacing the serial communication cable for the transponder readers at each plaza with an Ethernet cable to improve reader reliability.

## **DELAWARE RIVER JOINT TOLL BRIDGE COMMISSION**

**April 30, 2018**

### **PROJECT STATUS REPORT**

TransCore added downstream looking Digital Video Auditing System (DVAS) cameras for the open road tolling lanes at the I-78 and Delaware Water Gap Toll Bridges to improve image capture for the auditing system.

TransCore addressed the remaining report issues and Commission staff is confirming that the reports are working to their satisfaction.

Commission Staff, TransCore and the RK&K team meet monthly to review and discuss system operational and maintenance items.

### **ELECTRONIC TOLL COLLECTION / TOLLING TASK ORDER CONSULTANT**

#### **TOLL SYSTEM PERFORMANCE REVIEW AND AUDIT / OPERATIONAL ASSESSMENT Task Order Assignment No. C-701A-3**

TransCore completed the transition of the Commission's electronic toll collection system. During the transition, system commissioning tests were performed and the Commission conducted on-going reviews of system performance on an ad-hoc basis, identifying issues for TransCore to review and resolve. As part of the Technical Requirements an Operational Test is required to ensure that the software and hardware function with intended and required availability and performance. Under this task order assignment, the RK&K team will verify that the toll system accurately calculates toll charges, accurately processes violations, E-ZPass transactions, vehicle classification and license plate capture.

TransCore implemented a plan to improve system performance, focusing on vehicles classifications. The plan included revisiting each lane, checking all equipment connections/configurations and tuning the equipment to increase performance levels. The RK&K team conducted several additional system audits to determine the level of performance. The vehicle classification system is still performing lower than the requirements included in the contract. Commission staff met with the executive management team from TransCore to discuss our on-going concerns regarding the system performance. TransCore developed and implemented an action list to increase performance. The software changes were completed at the Delaware Water Gap Toll Bridge and we are observing improved performance. TransCore will deploy the latest software build at the I-78 Toll Bridge. If similar performance improvements occur, then the software will be deployed at all toll plazas. Commission Staff and TransCore meet weekly to review this issue and discuss the action plan.



## **DELAWARE RIVER JOINT TOLL BRIDGE COMMISSION**

**April 30, 2018  
PROJECT STATUS REPORT**

### **ELECTRONIC TOLL COLLECTION SYSTEM REPLACEMENT: TOLL PLAZA LED SIGN INSTALLATION AND INTEGRATION Task Order Assignment No. C-701A-4**

The RK&K completed the inspection services related to the Daktronics LED toll plaza canopy sign installation at the New Hope – Lambertville, Easton – Phillipsburg, Portland – Columbia and Milford – Montague Toll Bridges. The sign installation is complete and they are integrated with the electronic toll collection system. The RK&K team reviewed the as-built drawings and comments were provided to TransCore to address.

### **LEVEL 3 – INVESTMENT GRADE TRAFFIC AND REVENUE FORECASTS**

Contract No. C-549AR

There is no activity on this project to report.

### **BRIDGE MONITORING SYSTEM DESIGN FOR SELECT BRIDGES Task Order Assignment C-628B-6**

Under this Task Order Assignment (TOA) the Consultant, the Louis Berger Group, Inc. (Berger), is providing professional services for the design of the installation of overweight / oversized vehicle detection linked to alarms, signage and camera to discourage the passage of these vehicles over selected bridges. Notice to proceed was given on December 15, 2015; kick off meeting was held on January 15, 2016. Existing plans were transmitted to Consultant in order to start construction plan preparation. Consultant conducted field visits to all five bridge sites February 18 & 19, 2016. A Meeting was held with IT and ESS on March 7, 2016 to discuss possible location of over height sensors and connectivity to existing communication systems. Plans showing proposed location of over height sensors, cameras and new weight restriction signing have been submitted and reviewed.

Based on review comments, locations will be adjusted and a field meeting with ESS will be scheduled to verify and finalize camera locations. Due to the departure of personnel, Berger submitted the name and qualifications of a new project manager which has been accepted by the Commission. Meeting is being scheduled to revise scope and discuss utilization of new communication infrastructure. As a result of the recent critical fracture of a truss member resulting in the closing of a PA Turnpike bridge, the scope of this contract was expanded. It has been decided to install sensors on all five bridges in the task order and to add the Milford Montague Bridge to the assignment. A revised scoping meeting was held on February 28<sup>th</sup> and a revised cost will be submitted. Cost for revised scope was submitted March 22 and was deemed excessive. Revised cost estimate was submitted on March 28 and has been accepted. Pre-Final Plans were submitted

## **DELAWARE RIVER JOINT TOLL BRIDGE COMMISSION**

**April 30, 2018**

### **PROJECT STATUS REPORT**

on Wednesday, November 1, 2017. The prefinal plans were not as complete as required. Comments were given to the Consultant and revised plans and specifications are scheduled to be resubmitted the end of January. Final check of field conditions was done the last week of January. The prefinal plans were resubmitted March 29, 2018.

## **BUILDINGS & FACILITIES ENERGY CONSERVATION MEASURES**

### **PRELIMINARY, FINAL & POST DESIGN SERVICES**

**C-657A-3**

Utilizing the Commission standing Consulting Engineer Task Order Agreement with Joseph Jingoli & Son, Inc. (JJS), this Task Order Assignment is to obtain engineering preliminary, final, and post design services to implement the Energy Conservation Measures (ECM) identified in an ASHRAE Level 3 Energy Audit prepared under Task Order Assignment No. C-657A-1 at all of the Commission's seven (7) Toll Bridge facilities.

A Kick-Off Meeting was conducted with JJS on November 21, 2016, record room site visits, and field surveys of the seven toll bridges has been completed. Progress meeting was conducted on February 1, 2017, reporting field observations and conditions in advance of a Schematic Design submission was received February 28, 2017 and a design review meeting was conducted with the consultant on March 21, and a Final Submission was received on April 24, 2017 addressing Commission's comments. Public Bid Advertisements for an Electrical and a Mechanical Construction Contracts were posted on May 9<sup>th</sup>, bids were publically opened on June 8<sup>th</sup> & June 13<sup>th</sup> respectively. Bids received from the low bidder of each Contract was reviewed by JJS, Commission Staff and Counsels, and found to be responsive. Construction Contracts Awards were made for each of the two (2) Contracts at the Commission's June 26<sup>th</sup> regular Monthly Meeting and Consultant is currently providing Post Design Services answering Contractors' Requests for Information, reviewing submittals and attending bi-weekly Progress Meetings.

### **CONSTRUCTION MANAGEMENT SERVICES**

**Task Order Assignment No. C-696A-2**

Utilizing the Commission's current Facilities Task Order Agreement with Johnson, Mirmiran & Thompson (JMT), this Task Order Assignment is to provide Construction Management (CM) Services in connection with the Energy Conservation Measures (ECM) implementation Project.

A meeting was held with the Consultant on July 13<sup>th</sup> to review the Commission's expectations of the consultant's services during the Pre-Construction and Construction phases of both Electrical & Mechanical ECM implementation Construction Contracts T-645A and T-645B respectively. Subsequently, the Notice of Award and Limited Notice to Proceed was issued to JMT effective July 17, 2018.

## **DELAWARE RIVER JOINT TOLL BRIDGE COMMISSION**

**April 30, 2018**

### **PROJECT STATUS REPORT**

JMT is currently providing construction field inspections, conducting bi-weekly progress meetings along with processing Architectural Supplementary Instructions, Contractor's Submittals and Request for Information as part of providing construction management services.

#### **CONSTRUCTION Contract No. T-645A**

MJF Construction Inc., was awarded this construction contract at the Commission's June 2017 Meeting. Notice of Award and Limited Notice to Proceed letter was issued effective June 27, 2017. Notice to Proceed effective date of July 24<sup>th</sup> was issued in accordance with the Contract Specifications and Pre-Construction Meeting was held on July 27<sup>th</sup>.

Contractor currently continues to prepare submittals for review by the engineer and performing site reconnaissance at Each Toll Bridge facility. Long lead delivery material had been ordered. Interior lighting replacement activities is near completion and Contractor is currently working at all Toll Bridges' exterior lighting replacement.

#### **CONSTRUCTION Contract No. T-645B**

Schneider Electric Buildings Americas, Inc., was awarded this construction contract at the Commission's June 2017 Meeting. Notice of Award and Limited Notice to Proceed letter was issued effective June 27, 2017. Pre-Construction Meeting was held on August 11<sup>th</sup> and a Notice to Proceed effective date of August 16<sup>th</sup> was issued.

Contractor currently continues to prepare submittals for review by the engineers and performing completed site reconnaissance at Each Toll Bridge facility. Long lead delivery material was received and Contractor currently working at Milford Montague, Delaware Water Gap, and Portland Columbia Toll Bridge Facilities.

### **GENERAL ENGINEERING CONSULTANT 2015-2018 ANNUAL INSPECTIONS C-684A**

As the Commission's General Engineering Consultant (GEC), Cherry, Weber & Associates (CWA) is providing Annual Inspection Services for the Toll-Supported Bridges in 2016. CWA was provided with Notice to Proceed on March 23, 2015. On November 21, 2016, the Commission, via Resolution 3090-11-16, extended CWA's contract to perform GEC services and inspections in 2017 & 2018. A kick-off meeting was held on March 21, 2017 for the 2017 Toll Bridge Inspections at the –Delaware Water Gap Toll Bridge Administration Building and attended by representatives from District 1, District 2, District 3, Operations, Engineering, and CWA. A progress meeting was held on June 9.

## **DELAWARE RIVER JOINT TOLL BRIDGE COMMISSION**

### **April 30, 2018 PROJECT STATUS REPORT**

Interim inspections have been completed at all of the required (load posted) Toll-Supported Bridges and Inspections of all seven (7) Toll Bridges have been completed. The draft Maintenance Report was submitted on September 8 and is currently under review by Commission Maintenance & Operations. A review meeting was held with District 1 on October 16 and Districts 2 & 3 on October 23. The draft Annual Inspection Report was submitted on September 25 and it is currently under review by Engineering. Sign retro-reflectivity inspections were performed on October 10 in District 2, October 12 in District 1, and October 18 in District 3. The approved 2018-2019 Capital Plan was provided to CWA after December's Commission meeting to be incorporated into the Annual Inspection Report. CWA has finalized the Annual Inspection Report and is waiting on Commission approval to print and provide copies. The report is scheduled to go before Commissioners for acceptance in April.

A kick-off meeting was held on February 23, 2018, for the 2018 Toll-Supported Bridge Inspections at the Easton - Phillipsburg Toll Bridge Administration Building and attended by representatives from Central and South Regions Maintenance, the Deputy Director of Maintenance, Engineering, and CWA. Top of deck inspections were completed at Calhoun Street, Washington Crossing, Centre Bridge – Stockton, Upper Black Eddy – Milford, and Riegelsville Toll-Supported Bridges. Due to the number of snow storms this March, Toll-Supported Bridge Inspections are slightly behind schedule for March. CWA will continue inspections as weather permits and all inspections except Scudder Falls should be completed by June or July. Scudder Falls is scheduled for August.

### **2015-2016 TRAFFIC ENGINEERING CONSULTANT Contract No. C-686A**

There is no activity on this project to report.

# **DELAWARE RIVER JOINT TOLL BRIDGE COMMISSION**

**Meeting of April 30, 2018**

## **OPERATIONS**

The following Pages reflect the reports on those items assigned to the Operations Department. Each item is reported separately and page numbered accordingly.

**DELAWARE RIVER JOINT TOLL BRIDGE COMMISSION**

**Meeting of April 30, 2018**

**Operations Report Index**

**Maintenance and Toll Operations**

<b>SUBJECT</b>	<b>DESCRIPTION</b>	<b>PAGE NUMBER</b>
Maintenance and Toll	Status report Month of March, 2018	1-9



**DELAWARE RIVER JOINT TOLL BRIDGE COMMISSION**  
**Meeting of April 30, 2018**

**MAINTENANCE AND TOLL OPERATIONS**  
**MONTH OF MARCH 2018**

- Senior Director of Maintenance and Toll and Director of Maintenance conducted interviews for Maintenance Worker III and Part-Time Toll Collector openings in Central and Northern Regions.
- Attended meeting with First Senior Director of Operations and Senior Director of Safety to discuss grooming standards for Commission uniformed personnel.
- Attended meeting with the Fleet Manager to discuss vehicle specifications for 2017 vehicles held at Easton Phillipsburg Toll Bridge.
- Attended meeting with Director of Maintenance to discuss Trenton Morrisville Capital Project for upgrades to Trenton Morrisville boiler system.
- Attended meeting with Director of Maintenance and Regional Maintenance Supervisors to discuss skilled maintenance worker qualifications.
- Attended meeting with Director of Toll Operations to discuss Toll Officer Overtime in Southern Region and developed guidelines to follow when approving overtime.
- Attended meeting with Director of Purchasing, Director of Maintenance and the Fleet Manager to finalize Mack Chassis specifications for issuance of RFQ.
- Attended kick off meeting for C-519A - Southern Operations and Maintenance Facilities Improvements at Trenton-Morrisville and New Hope-Lambertville Facilities.
- Approved invoices from J. Fletcher Creamer for guide rail repairs in Central and Northern Regions.
- Senior Director reviewed minimum staffing guidelines for Southern, Central and Northern Region toll personnel and forwarded to DED of Operations for his review.

**DELAWARE RIVER JOINT TOLL BRIDGE COMMISSION**  
**Meeting of April 30, 2018**

- Submitted revised test questions for the Toll Lieutenants, Toll Sergeants and Toll Corporal Positions to the IT department.
- Reviewed the Accident Log/Property Damage Reports for the month of March, 2018. Forwarded the monthly report to the Director of Human Resources, Insurance Administrator, Comptroller and Deputy Executive Director of Operations.
- Attended C-657A-3 Buildings & Facilities Energy Conservation Measures Implementation Mechanical & Electrical Design progress meeting at New Hope Toll Bridge.
- Oversaw and monitored activities for the Motorist Assistance Program during the month of March, 2018. Forwarded the monthly report to the Executive Director of Operations.
- Prepared monthly Maintenance and Toll report for March 2018 staff agenda meeting held at New Hope Lambertville administration meeting.
- Attended monthly Staff/Operations meeting for March 2018 held at New Hope Toll Bridge Facility.
- Attended presentation of awards at monthly Commission meeting held at New Hope Toll Bridge facility.
- Prepared and forwarded report of Use of Commission Facilities for the month of March, 2018 to the Deputy Executive Director of Operations.

**Maintenance Operations**

- Director of Maintenance and Deputy Director of Maintenance continued site visits to various facilities to make certain policies.
- Director of Maintenance held monthly Regional Supervisors meeting at Easton-Phillipsburg Toll Bridge facility.
- Maintenance crews were required to report for duty to plow snow and salt roadways at Northern, Central and Southern regions.
- Trenton-Morrisville maintenance constructed new office space for the new Fleet Supervisor position in the maintenance garage area.
- Trenton-Morrisville maintenance sign shop fabricated new clearance signage for the New Hope Toll Supported bridge approach.

**DELAWARE RIVER JOINT TOLL BRIDGE COMMISSION**  
**Meeting of April 30, 2018**

- Trenton Morrisville maintenance crews began installing cable on Toll Supported bridges in preparation of the upcoming bridge maintenance inspections.
- New Hope-Lambertville maintenance crews continued repairing potholes at Scudders Falls Bridge with new Aqua Phalt concrete and asphalt patch material.
- New Hope- Lambertville maintenance crews mounted light pole bases on the New Hope Lambertville bridge deck.
- New Hope Maintenance crews repaired stucco on the New Hope Lambertville Toll Supported Bridge Firehouse building.
- I-78 maintenance crews continued repairing potholes on I-78 roadway and ramps with Aqua Phalt concrete and asphalt patch material.
- I-78 maintenance crews installed new lockers in the women's locker room and completed cosmetic repairs.
- Easton-Phillipsburg maintenance crews began making renovations for a new office for Administrative Assistant.
- Easton-Phillipsburg maintenance crews continued the renovations of the Director of Safety and Trainings office.
- Easton-Phillipsburg maintenance crews repaired street lights on Frenchtown and Milford toll supported bridges.
- Easton-Phillipsburg maintenance crews continued repairing potholes on Easton Phillipsburg roadways and ramps with Aqua Phalt concrete and asphalt patch material.
- Portland-Columbia maintenance crews made repairs to sterling truck by replacing muffler, brackets, pipes and clamps on Sterling Trucks.
- Portland-Columbia maintenance crews continued repairing potholes on Portland and Columbia roadways and ramps with Aqua Phalt concrete and asphalt patch material.
- Portland-Columbia maintenance crews repaired concrete steps and cracks on Portland-Columbia pedestrian bridge.

**DELAWARE RIVER JOINT TOLL BRIDGE COMMISSION**  
**Meeting of April 30, 2018**

- Delaware Water Gap maintenance crews assisted electrical contractor with lane closures for the installation of new LED lights.
- Delaware Water Gap maintenance crews began annual street sweeping on I-80 and ramps on Commission property.
- Delaware Water Gap maintenance crews repaired light that was struck by a vehicle under the main river bridge.
- Milford-Montague maintenance crews repaired pot holes on bridge deck and roadway with new Aqua Phalt concrete and asphalt patch material.
- Milford-Montague maintenance crews repaired erosion along road near route 206 south new Commission logo.
- Milford-Montague maintenance transported bridge master to Connecticut for annual inspection and repairs.

**Toll Operations**

- Director of Toll and Deputy Director met with new Inventory control Specialists to review operational protocols, scheduling and training.
- Director of Toll distributed minimum staffing memorandums to Toll Officers in Southern, Central and Northern Regions.
- Director of Toll continued work with Transcore to resolve issues with classification of vehicles.
- Toll operations interviewed candidates for part time Toll Collector positions in Southern, Central and Northern Regions.
- Deputy Director of Toll Operations began training new Banker/Inventory Control Specialists in Southern and Central Regions.
- Director continues to attend Electronic Toll Collection monthly maintenance meetings held at Trenton Morrisville facility.
- Director of Toll and Deputy Director of Toll continue to review monthly variance reports and suggest changes to reduce variances.

**DELAWARE RIVER JOINT TOLL BRIDGE COMMISSION**  
**Meeting of April 30, 2018**

- Director of Toll continues to work with Training and Safety department to update the training manual for Toll Collectors.

**Daniel Pascuillo, Regional Maintenance Supervisor, New Hope-Lambertville**

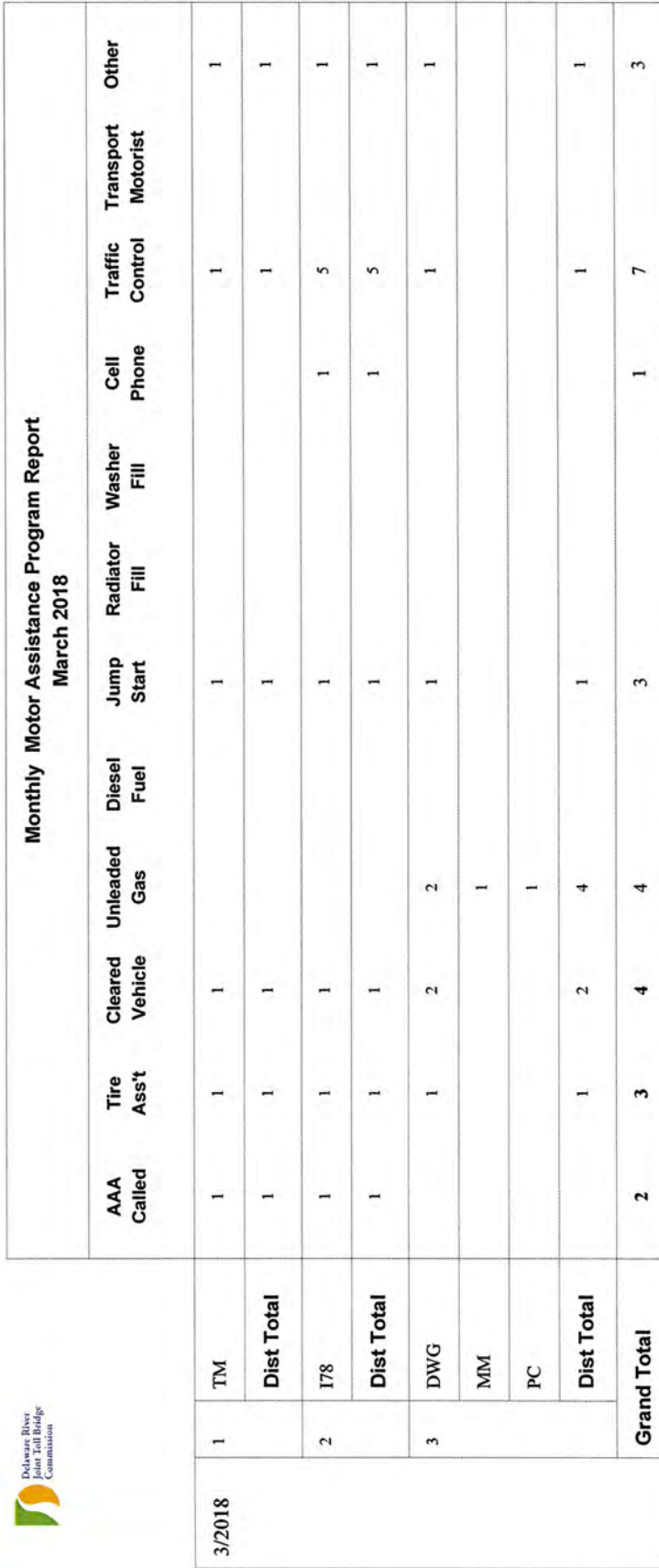
[illegible][illegible][illegible]





**James Gower, Regional Maintenance Supervisor**

[illegible][illegible][illegible]



**DELAWARE RIVER JOINT TOLL BRIDGE COMMISSION**

**Meeting of April 30, 2018**

**OPERATIONS INDEX  
FOR  
PUBLIC SAFETY AND BRIDGE SECURITY**

<b>SUBJECT</b>	<b>DESCRIPTION</b>	<b>PAGE NUMBER</b>
<b>Public Safety and Bridge Security</b>	<b>Status Reports Month of March 2018</b>	<b>1-19</b>

# **DELAWARE RIVER JOINT TOLL BRIDGE COMMISSION**

**Meeting of April 30, 2018**

## **PUBLIC SAFETY AND BRIDGE SECURITY MONTH OF March 2018**

The below-listed items represent meetings, communications, tasks, and projects involving the Public Safety and Bridge Security Department:

### **Radio System**

- During the month of March 2018, Public Safety and Bridge Security (PSBS) personnel continued working to complete the radio upgrade. Monetary and space negotiations continue with Crown Castle, USA, owners of the Solebury, PA tower.
- PSBS personnel are awaiting a proposed agreement from DRJTBC attorneys regarding the leasing of the Gravel Hill IR site.
- PSBS reviewed the radio user fees with NJSP
- PSBS personnel alone, and in conjunction with the New Jersey State Police investigated various other DRJTBC radio issues both during and after normal working hours.
- PSBS personnel continue to work with the Districts and IT to update the Cartegraph radio inventory database.

### **Access Control System**

- During the month of March 2018, PSBS worked with IT to utilize the employee ID badge in conjunction with the new "ADP" time management system.
- During the month of March 2018, PSBS personnel worked with General Supply (Commission's locksmith) to address various lock issues.
- In March 2018, PSBS personnel created ID badges and toll cards for new employees.
- During the month of March 2018, the ACS database was audited and pictures were updated for employees and contractor cards. Various other employee ACS rights were updated and/or changed at the request of supervisors.
- Various door alarms and ACS issues were addressed both during and after normal working hours.

# **DELAWARE RIVER JOINT TOLL BRIDGE COMMISSION**

**Meeting of April 30, 2018**

## **PUBLIC SAFETY AND BRIDGE SECURITY MONTH OF March 2018**

### **Public Safety & Bridge Security**

- During the month of March 2018, PSBS has been working on creating a new grooming standard for Operations.
- During the month of March 2018, PSBS personnel continued to work with Schneider Electric on various new Capital Projects, pending projects and current construction projects.
- During the month of March 2018, PSBS personnel continued working with Engineering on the new Scudder Falls facility and the renovations to the I-78 administration building.
- During the month of March 2018, the ESS Primary Control Center continued monitoring and evaluating Telegra analytics. Telegra analytics were added to the Upper Black Eddy Bridge for evaluation.
- During the month of March, Genetec began configurations on Kiwi analytics.
- PSBS personnel reviewed and purged the ESS video storage database that contains copies of videos requested by DRJTBC personnel and outside agencies.
- PSBS personnel worked during, and after normal working hours on numerous issues and problems raised by Commission members.
- The PSBS Primary Control Center (PCC) continues to operate 24/7 and detected, documented, and assisted the District bridges with various emergencies, traffic, and security related incidents. To date the PCC initiated and recorded 21 Snow Operations Reports and events for the 2017/2018 winter season.
- During the month of March 2018, PSBS personnel worked with several police departments and DRJTBC personnel on various inquiries and investigations. As a result, PSBS personnel investigated and processed sixteen video requests. Please see the attached "ESS Request Video Report" for a summary of information on each request.

### **Miscellaneous**



# **DELAWARE RIVER JOINT TOLL BRIDGE COMMISSION**

**Meeting of April 30, 2018**

## **PUBLIC SAFETY AND BRIDGE SECURITY MONTH OF March 2018**

- On March 1<sup>st</sup> & 2<sup>nd</sup> 2018, PSBS personnel attended C-701A-6 RFP work shop.
- On March 5<sup>th</sup> 2018, PSBS personnel attended CPR & AED training
- On March 8<sup>th</sup> 2018, PSBS personnel attended the DRJTBC Staff and Operations Meeting at the New Hope Executive Headquarters.
- On March 14<sup>th</sup> 2018, PSBS personnel attended the Regional Maintenance Supervisor's meeting
- During the month of March 2018, PSBS personnel continued working with Purchasing to finalize the emergency lighting and equipment specifications for the Commission's new response vehicle(s).
- During the month of March 2018, PSBS personnel continued working with Purchasing regarding the acquisition of Bridge Monitor uniforms and badges.
- During the month of March 2018, PSBS personnel continued to work with Delmar Lock Company to design an acceptable cash fund locker.
- During the month of March 2018, PSBS personnel attended several meetings concerning the new reorganization of the department.
- PSBS personnel have initiated a study concerning the placement of toll supported bridge weight limit signs in an attempt to further limit the number of oversize vehicles that approach the Commission's weight restricted bridges.
- PSBS personnel worked with maintenance to identify and develop height delineators for the toll supported bridges



## ESS Request Video

Report Month: 3/1/2018- 3/31/2018

Report Run Date: 3/28/2018

ID	Request Date	Request_Agency	Requestor	Location	Incident Type	DRJTBC Requestor
1525	3/1/18	Morrisville PD	J Aspromonti	Calhoun St.	Police Investigation	Kevin Clark
1526	3/1/18	DRJTBC	A. León	TM	Motor Vehicle Accident	Ariel Leon
1527	3/1/18	DRJTBC	D Stites - PCC	MM	Other	Denis Stites
1528	3/1/18	DRJTBC	A. León	Northampton	Motor Vehicle Accident	Ariel Leon
1529	3/2/18	DRJTBC	Matt Skrebel	Scudder Falls	Commission Damage	Matt Skrebel
1530	3/3/18	DRJTBC	Matt Skrebel	TM	Motor Vehicle Accident	Matt Skrebel
1531	3/7/18	DRJTBC	Michael Wahl	DWG	Motor Vehicle Accident	Michael Wahl
1532	3/9/18	DRJTBC	A. León	Northampton	Other	Ariel Leon
1533	3/9/18	DRJTBC	D Stites - PCC	DWG	Other	Denis Stites
1534	3/11/18	Berkley Police	Ofc. Shawn Bowens	TM	Police Investigation	Kevin Raike
1535	3/13/18	DRJTBC	Matt Skrebel	EP	Motor Vehicle Accident	Matt Skrebel
1536	3/16/18	National Park Service	Officer Connors	MM	Other	Matt Jones
1537	3/17/18	DRJTBC	Matt Skrebel	Calhoun St.	Motor Vehicle Accident	Matt Skrebel
1538	3/24/18	DRJTBC	Nicholas Knechel	TM	Other	Nicholas Knechel
1539	3/27/18	NJSP Kingwood	Det. Keith Hamlin	Uhlertown-French town	Police Investigation	Matt Skrebel
1540	3/28/18	PSP Belfast	Trp Lohrman	178	Hit & Run MVA	Kevin Clark

**Total for Month:** 16

## February 2018

Bridges	N/R Accidents		Traffic Accidents		Motorist Assists		Other	
	NJ	PA	NJ	PA	NJ	PA	NJ	PA
Milford-Montague 40	-	0	0	0	0	0	0	0
Delaware Water Gap 41	-	1	4	1	1	1	92	6
Portland Pedestrian 42	-	0	-	0	-	0	0	0
Portland - Columbia 43	-	0	0	0	1	0	0	0
Riverton - Belvidere 44	-	0	0	0	1	0	4	5
Rt 22 EP 45	-	1	1	0	0	0	10	0
Northampton St 46	-	0	0	0	0	0	0	2
I-78 47	-	3	6	1	27	0	67	11
Riegelsville 48	-	0	0	0	0	0	1	7
Upper Black Eddy Milford 49	-	0	0	0	0	0	0	0
Uhlerstown Frenchtown 50	-	0	0	0	1	0	0	0
Lumberville Raven Rock 51	-	0	0	0	0	0	0	0
Centre Bridge Stockton 52	-	0	0	0	1	0	3	0
New Hope Lambertville Toll 53	-	1	0	0	3	0	39	0
New Hope Lambertville 54	-	0	0	0	0	0	8	1
Washington Crossing 55	-	0	0	0	0	0	0	1
Scudder Falls 56	-	0	1	0	4	0	0	0
Calhoun St 57	-	0	0	0	0	0	0	0
Lower Trenton 58	-	0	0	0	0	0	0	0
Morrisville Trenton 59	-	0	4	0	1	0	0	0

	Citations	Warnings	Security Checks
New Jersey State Police	344	163	606
Pennsylvania State Police	106	5	694

## March Overweight Crossings ( Southern Region)

Location	Total Turnarounds	Total Overweights	Total Manned	Total Unmanned
Lower Trenton	0	0	0	0
Calhoun Street	33	3	2	1
Washington Crossing	7	5	2	3
New Hope	92	3	1	2
Lambertville	0	0	0	0
Centre Bridge	0	0	0	0
Stockton	132	11	5	6
Total				

March 2018 Overweight Crossings ( Central Region)

Location	Total Turnarounds	Total Overweights	Total Manned	Total Unmanned
Riverton-Belvidere	60	4	2	2
Northampton ST.	388	22	22	0
Riegelsville	87	0	0	0
Uhlerstown - Frenchtown	7	2	0	2
Total	542	28	24	4

DELAWARE RIVER JOINT TOLL BRIDGE COMMISSION  
MONTHLY ACTIVITY SERVICES RENDERED REPORT

BRIDGE Centre-Bridge Stockton

MONTH	March	YEAR 2018				
ACTIVITY/SERVICE	WEEK OF 3-Mar	WEEK OF 10-Mar	WEEK OF 17-Mar	WEEK OF 31-Mar	TOTAL	
Hours Worked	0	0	0	0	0	
Patrols	0	0	0	0	0	
Overweight Crossings	0	0	0	0	0	
Overweights Refused	0	0	0	0	0	
Motorist Aid	0	0	0	0	0	
Medical Assistance	0	0	0	0	0	
First Aid Rendered	0	0	0	0	0	
State / Local Police Requested	0	0	0	0	0	
Fire Dept. Requested	0	0	0	0	0	
Public Interaction	0	0	0	0	0	
Traffic Control	0	0	0	0	0	
Jumpers	0	0	0	0	0	
Assaults	0	0	0	0	0	
Other	0	0	0	0	0	
Miscellaneous	0	0	0	0	0	
NOTES:						



DELAWARE RIVER JOINT TOLL BRIDGE COMMISSION  
MONTHLY ACTIVITY SERVICES RENDERED REPORT

BRIDGE New Hope - Lambertville

MONTH March YEAR 2018

ACTIVITY/SERVICE	WEEK OF 3-Mar	WEEK OF 10-Mar	WEEK OF 17-Mar	WEEK OF 31-Mar	TOTAL
Hours Worked	144	336	336	600	1416
Patrols	51	130	144	250	575
Overweight Crossings	0	1	0	3	4
Overweights Refused	9	25	49	41	124
Motorist Aid	1	0	2	0	3
Medical Assistance	0	0	0	0	0
First Aid Rendered	0	0	0	0	0
State / Local Police Requested	0	1	0	0	1
Fire Dept. Requested	0	0	0	0	0
Public Interaction	23	74	77	186	360
Traffic Control	1	2	6	6	15
Jumpers	0	0	0	0	0
Assaults	0	0	0	0	0
Other	0	4	1	6	11
Miscellaneous	0	0	3	0	3
NOTES:					

DELAWARE RIVER JOINT TOLL BRIDGE COMMISSION  
MONTHLY ACTIVITY SERVICES RENDERED REPORT

BRIDGE Washington Crossing

MONTH	<u>March</u>	YEAR	<u>2018</u>						
ACTIVITY/SERVICE	WEEK OF	3-Mar	WEEK OF	10-Mar	WEEK OF	17-Mar	WEEK OF	31-Mar	TOTAL
Hours Worked		56		168		168		336	728
Patrols		28		80		84		143	335
Overweight Crossings		1		1		0		3	5
Overweights Refused		0		3		3		3	9
Motorist Aid		0		0		0		1	1
Medical Assistance		0		0		0		0	0
First Aid Rendered		0		0		0		0	0
State / Local Police Requested		0		0		0		1	1
Fire Dept. Requested		0		0		0		0	0
Public Interaction		0		9		5		14	28
Traffic Control		0		3		2		5	10
Jumpers		0		0		0		0	0
Assaults		0		0		0		0	0
Other		3		9		6		19	37
Miscellaneous		0		0		2		1	3
NOTES:									

DELAWARE RIVER JOINT TOLL BRIDGE COMMISSION  
MONTHLY ACTIVITY SERVICES RENDERED REPORT

BRIDGE Calhoun Street

MONTH		March	YEAR				2018		
ACTIVITY/SERVICE	WEEK OF	3-Mar	WEEK OF	10-Mar	WEEK OF	17-Mar	WEEK OF	31-Mar	TOTAL
Hours Worked		112		256		232		848	1448
Patrols		38		114		115		383	650
Overweight Crossings		0		2		1		4	7
Overweights Refused		4		12		12		16	44
Motorist Aid		1		7		2		5	15
Medical Assistance		0		0		1		2	3
First Aid Rendered		0		0		0		1	1
State / Local Police Requested		1		6		2		6	15
Fire Dept. Requested		0		0		0		5	5
Public Interaction		7		24		36		156	223
Traffic Control		2		1		5		14	22
Jumpers		0		0		0		0	0
Assaults		0		0		0		0	0
Other		1		2		1		4	8
Miscellaneous		1		0		0		0	1
NOTES:									

DELAWARE RIVER JOINT TOLL BRIDGE COMMISSION  
MONTHLY ACTIVITY SERVICES RENDERED REPORT

BRIDGE Lower Trenton

MONTH	March	YEAR	2018	WEEK OF	3-Mar	WEEK OF	10-Mar	WEEK OF	17-Mar	WEEK OF	31-Mar	TOTAL
ACTIVITY/SERVICE												
Hours Worked				0		0			0		0	0
Patrols				0		0			0		0	0
Overweight Crossings				0		0			0		0	0
Overweights Refused				0		0			0		0	0
Motorist Aid				0		0			0		0	0
Medical Assistance				0		0			0		0	0
First Aid Rendered				0		0			0		0	0
State / Local Police Requested				0		0			0		0	0
Fire Dept. Requested				0		0			0		0	0
Public Interaction				0		0			0		0	0
Traffic Control				0		0			0		0	0
Jumpers				0		0			0		0	0
Assaults				0		0			0		0	0
Other				0		0			0		0	0
Miscellaneous				0		0			0		0	0
NOTES:												

DELAWARE RIVER JOINT TOLL BRIDGE COMMISSION  
MONTHLY ACTIVITY SERVICES RENDERED REPORT

BRIDGE Lumberville - Raven Rock

MONTH	March	YEAR	2018						
ACTIVITY/SERVICE	WEEK OF	3-Mar	WEEK OF	10-Mar	WEEK OF	17-Mar	WEEK OF	31-Mar	TOTAL
Hours Worked		0		0		0		0	0
Patrols		5		5		3		2	15
Overweight Crossings		0		0		0		0	0
Overweights Refused		0		0		0		0	0
Motorist Aid		0		0		0		0	0
Medical Assistance		0		0		0		0	0
First Aid Rendered		0		0		0		0	0
State / Local Police Requested		0		0		0		0	0
Fire Dept. Requested		0		0		0		0	0
Public Interaction		0		0		0		0	0
Traffic Control		0		0		0		0	0
Jumpers		0		0		0		0	0
Assaults		0		0		0		0	0
Other		0		0		0		0	0
Miscellaneous		0		0		0		0	0
NOTES:									

DELAWARE RIVER JOINT TOLL BRIDGE COMMISSION

MONTHLY ACTIVITY SERVICES RENDERED REPORT

BRIDGE Northampton Street

MONTH		March		YEAR					2018	
ACTIVITY/SERVICE	WEEK OF	3-Mar	WEEK OF	10-Mar	WEEK OF	17-Mar	WEEK OF	31-Mar	TOTAL	
Hours Worked		336		336		336		672	1680	
Patrols		168		162		170		307	807	
Overweight Crossings		1		7		8		6	22	
Overweights Refused		78		73		87		150	388	
Motorist Aid		8		19		3		19	49	
Medical Assistance		0		0		0		2	2	
First Aid Rendered		0		0		0		1	1	
State / Local Police Requested		5		9		9		3	26	
Fire Dept. Requested		0		0		0		1	1	
Public Interaction		162		207		230		421	1020	
Traffic Control		29		26		38		108	201	
Jumpers		0		0		0		0	0	
Assaults		0		0		0		0	0	
Other		5		2		1		5	13	
Miscellaneous		2		8		8		19	37	
NOTES:										

3-17-18 NP BM advised PCC of 2 vehicle accident in intersection of Larry Holmes Dr. & Northampton ST., Off DRJTBC property. PCC dispatched EPD, FIRE & EMS VIA DBC/INTEOPS/C. At least 1 Injury reported.

DELAWARE RIVER JOINT TOLL BRIDGE COMMISSION

MONTHLY ACTIVITY SERVICES RENDERED REPORT

BRIDGE Riegelsville

MONTH March YEAR 2018

ACTIVITY/SERVICE	WEEK OF 3-Mar	WEEK OF 10-Mar	WEEK OF 17-Mar	WEEK OF 24-Mar	TOTAL
Hours Worked	312	336	336	616	1600
Patrols	152	165	169	292	778
Overweight Crossings	0	0	0	0	0
Overweights Refused	15	20	18	34	87
Motorist Aid	0	1	4	6	11
Medical Assistance	0	0	0	0	0
First Aid Rendered	0	0	0	0	0
State / Local Police Requested	2	5	1	4	12
Fire Dept. Requested	0	0	0	0	0
Public Interaction	17	67	61	92	237
Traffic Control	0	34	19	66	119
Jumpers	0	0	0	0	0
Assaults	0	0	0	0	0
Other	19	3	1	16	39
Miscellaneous	25	12	6	11	54
<b>NOTES:</b>					



DELAWARE RIVER JOINT TOLL BRIDGE COMMISSION

MONTHLY ACTIVITY SERVICES RENDERED REPORT

MONTH		BRIDGE				
March		Milford-Upper Black Eddy				
		YEAR 2018				
ACTIVITY/SERVICE	WEEK OF	WEEK OF	WEEK OF	WEEK OF	WEEK OF	TOTAL
	3-Mar	10-Mar	17-Mar	24-Mar	31-Mar	
Hours Worked						0
Patrols						0
Overweight Crossings						0
Overweights Refused						0
Motorist Aid						0
Medical Assistance						0
First Aid Rendered						0
State / Local Police Requested						0
Fire Dept. Requested						0
Public Interaction						0
Traffic Control						0
Jumpers						0
Assaults						0
Other						0
Miscellaneous						0

NOTES:

DELAWARE RIVER JOINT TOLL BRIDGE COMMISSION  
MONTHLY ACTIVITY SERVICES RENDERED REPORT

MONTH		March		BRIDGE		Frenchtown-Uhlerstown		YEAR		2018	
ACTIVITY/SERVICE	WEEK OF	3-Mar	WEEK OF	10-Mar	WEEK OF	17-Mar	WEEK OF	31-Mar	TOTAL		
Hours Worked		44		40		0		72	156		
Patrols		22		20		0		36	78		
Overweight Crossings		0		2		0		0	2		
Overweights Refused		2		3		0		2	7		
Motorist Aid		0		0		0		0	0		
Medical Assistance		0		0		0		0	0		
First Aid Rendered		0		0		0		0	0		
State / Local Police Requested		2		1		0		0	3		
Fire Dept. Requested		0		0		0		0	0		
Public Interaction		2		4		0		7	13		
Traffic Control		25		10		0		10	45		
Jumpers		0		0		0		0	0		
Assaults		0		0		0		0	0		
Other		0		0		0		0	0		
Miscellaneous		0		0		0		0	0		
NOTES:											

DELAWARE RIVER JOINT TOLL BRIDGE COMMISSION  
MONTHLY ACTIVITY SERVICES RENDERED REPORT

BRIDGE Belvidere-Riverton

MONTH March

YEAR 2018

ACTIVITY/SERVICE	WEEK OF	3-Mar	WEEK OF	10-Mar	WEEK OF	17-Mar	WEEK OF	31-Mar	TOTAL
Hours Worked		168		168		168		336	840
Patrols		84		76		80		159	399
Overweight Crossings		0		3		2		0	5
Overweights Refused		10		11		12		27	60
Motorist Aid		3		1		1		0	5
Medical Assistance		0		0		0		0	0
First Aid Rendered		0		0		0		0	0
State / Local Police Requested		1		3		5		3	12
Fire Dept. Requested		0		0		0		0	0
Public Interaction		37		38		52		97	224
Traffic Control		14		12		10		5	41
Jumpers		0		0		0		0	0
Assaults		0		0		0		0	0
Other		0		0		3		2	5
Miscellaneous		2		2		2		6	12
<b>NOTES:</b>									

DELAWARE RIVER JOINT TOLL BRIDGE COMMISSION

MONTHLY ACTIVITY SERVICES RENDERED REPORT

MONTH		March		BRIDGE		Lumberville-Raven Rock Pedestrian Bridge		YEAR		2018	
ACTIVITY/SERVICE	WEEK OF	3-Mar	WEEK OF	10-Mar	WEEK OF	17-Mar	WEEK OF	31-Mar	TOTAL		
Hours Worked									0		
Patrols									0		
Overweight Crossings		2		2		3		4	11		
Overweights Refused									0		
Motorist Aid									0		
Medical Assistance									0		
First Aid Rendered									0		
State / Local Police Requested									0		
Fire Dept. Requested									0		
Public Interaction									0		
Traffic Control									0		
Jumpers									0		
Assaults									0		
Other									0		
Miscellaneous									0		
NOTES:											

**DELAWARE RIVER JOINT TOLL BRIDGE COMMISSION**

**MEETING OF APRIL 30, 2018**

**Operation Report Index  
For  
Training & Employee Safety**

<b>SUBJECT</b>	<b>DESCRIPTION</b>	<b>PAGE NUMBER</b>
Training & Employee Safety Department	Month of March Status Reports	1-2

## **DELAWARE RIVER JOINT TOLL BRIDGE COMMISSION**

**Meeting of April 30, 2018**

### **TRAINING AND EMPLOYEE SAFETY DEPARTMENT MONTH OF MARCH 2018**

The below-listed items represent meetings, communications, tasks, and projects involving the Training and Employee Safety Department:

- Trained 52 employees in the following subject areas.
  - 1) Harassment, Bullying, & Discrimination
  - 2) Sensitivity
  - 3) Trauma
  - 4) Suicide Awareness
  - 5) Customer Service
- Discussed the proposed Peer Support program to employees attending classes.
- Established a dedicated Training Calendar.
- Scheduled 31 employees for Flagger training in May.
- Collaborated with Michelle Gara and Mark Simonetta on the Toll Lieutenants test.
- Collaborated with Mark Simonetta and reviewed the Regional Maintenance Supervisors test in preparation of presenting the pretest training.
- On March 19<sup>th</sup>, conducted interviews for the Assistant Training Coordinator positions.
- On March 9<sup>th</sup> attended the DRJTBC Staff meeting.
- Worked with the purchasing department to create a purchase order for CPR/AED & First Aid training with Hunterdon Medical Center.
- On March 5<sup>th</sup> facilitated a CPR/AED & First Aid training class.
- Scheduled training dates for CPR/AED & First Aid Training.
- On March 13<sup>th</sup> & March 27<sup>th</sup> held departmental meetings to discuss the implementation of the training program.
- On February 21, attended a meeting to discuss furniture needs for the TES department.

- Met with Northern Region maintenance staff to discuss the conversion of a garage bay to a training room.
- Met with IT staff to discuss procuring software for training purposes.

**Daily Activities Include the Following:**

- Conducted recordkeeping of all training.
- Researched training vendors and contacted several to discuss their training programs.
- Scheduled State Police coverage for requested details which include but are not limited to safety/camera cleaning, lane closing etc.
- Continued coordination of supplementary patrols with SP agencies to slow down traffic at various toll facilities. (Visibility details etc.)
- Coordinated/obtained accident reports from State Police liaisons as requested.
- Conducted background checks for DRJTBC new hires.
- Processing of State Police monthly invoices.
- Coordinated State Police representation for the monthly Commission meeting.



**DELAWARE RIVER JOINT TOLL BRIDGE COMMISSION**

**Meeting of April 30, 2018**

**OPERATIONS INDEX  
FOR  
INFORMATION TECHNOLOGY**

<b>SUBJECT</b>	<b>DESCRIPTION</b>	<b>PAGE NUMBER</b>
Information Technology	Status Report Month of March 2018	1-2

# **DELAWARE RIVER JOINT TOLL BRIDGE COMMISSION**

**Meeting of April 30, 2018**

---

## **Information Technology Department Report Month of March 2018**

The following activities under the general heading of Information Technology were recently initiated, accomplished, or performed:

### **IT Helpdesk/Deployments:**

- IT Processed 145 work orders for the month.
- IT Includes all software support, IT daily tasks, printer and desktop support, Intranet, news and job postings, telephone support, and form design/updates.
- IT Includes configuration and deployment of desktops, laptops, and cell phones.
- IT Includes MUNIS, Kronos, Cartegraph, and other Enterprise Software updates and maintenance, and EZ-Pass support.

### **IT Projects:**

#### **IT ADP Time Project:**

- IT We are well into our ADP Time project and currently on-time. There is a possibility the project will need to be pushed back 1 pay period or 2 weeks.

#### **IT MUNIS Upgrade:**

- IT Preparing to upgrade MUNIS to the latest cloud version. Our Attorneys are currently reviewing the agreement.

#### **IT Telephone Upgrade:**

- IT We are currently setting up a test using an “off-net provider” to prove a VOiP system can be deployed on the current WAN.

#### **IT Wireless:**

- IT Wireless upgrades have been completed.

#### **IT I78 Garage:**

- IT IT has wrapped up their presence at I78 for this purpose. Any items remaining have become part of the Building Management System project.

#### **IT HVAC/Lightning/Fuel Systems:**

- IT We continue to support the implementation of the various Building Management Systems.

# **DELAWARE RIVER JOINT TOLL BRIDGE COMMISSION**

## **Meeting of April 30, 2018**

---

### **D Meetings Attended:**

I have begun to serve on the IAG Technical Committee and have attended the following meetings and/or phone conferences:

- D 4/5/2018:** Technical Committee call for the discussion of testing processes and procedures in regards to NIOP (Nationwide ETC Interoperability).