

DELAWARE RIVER
JOINT TOLL BRIDGE COMMISSION
MINUTES
MEETING OF APRIL 27, 2020

DELAWARE RIVER JOINT TOLL BRIDGE COMMISSION

MEMBERS OF THE COMMISSION

NEW JERSEY

HONORABLE MICHAEL B. LAVERY
Chairman

HONORABLE ALADAR KOMJATHY

HONORABLE GARRETT LEONARD VAN VLIET

HONORABLE LORI CIESLA

HONORABLE YUKI MOORE LAURENTI
Treasurer

PENNSYLVANIA

HONORABLE WADUD AHMAD
Vice Chairman

HONORABLE AMY ZANELLI

HONORABLE PAMELA JANVEY
Secretary

HONORABLE DANIEL GRACE

HONORABLE JOHN D. CHRISTY

DELAWARE RIVER JOINT TOLL BRIDGE COMMISSION

STANDING COMMITTEES

FINANCE, INSURANCE MANAGEMENT AND OPERATIONS

PENNSYLVANIA: Janvey, Grace*

NEW JERSEY: Ciesla, Laurenti

PROJECTS, PROPERTY AND EQUIPMENT

PENNSYLVANIA: Ahmad, Christy

NEW JERSEY: Lavery*, Van Vliet

PROFESSIONAL SERVICES

PENNSYLVANIA: Ahmad, Grace

NEW JERSEY: Komjathy, Van Vliet*

PERSONNEL

PENNSYLVANIA: Grace, Janvey

NEW JERSEY: Ciesla*, Komjathy

AUDIT COMMITTEE

PENNSYLVANIA: Ahmad*, Janvey

NEW JERSEY: Lavery, Laurenti

ADMINISTRATIVE COMMITTEE

PENNSYLVANIA: Grace, Zanelli

NEW JERSEY: Laurenti*, Ciesla

Chairman and Vice Chairman Ex-Officio of all Committees

*Chairman of Committee

**DELAWARE RIVER JOINT TOLL BRIDGE COMMISSION
RECAPITULATION OF COMMITTEE MEMBERSHIP**

Lavery	(1)	Ex-Officio of all Committees
	(2)	Projects, Property and Equipment (Chairperson)
	(3)	Audit Committee
Ciesla	(1)	Finance, Insurance Management and Operations Committee
	(2)	Personnel Committee (Chairperson)
	(3)	Administrative Committee
Ahmad	(1)	Projects, Property and Equipment Committee
	(2)	Professional Services Committee
	(3)	Audit Committee (Chairperson)
Grace	(1)	Professional Services
	(2)	Personnel Committee
	(3)	Administrative Committee
	(4)	Finance, Insurance Management and Operations Committee (Chairperson)
Janvey	(1)	Finance, Insurance Management and Operations Committee
	(2)	Personnel Committee
	(3)	Audit Committee
Laurenti	(1)	Finance, Insurance Management and Operations Committee
	(2)	Audit Committee
	(3)	Administrative Committee (Chairperson)
Christy	(1)	Projects, Property and Equipment Committee
Komjathy	(1)	Professional Services
	(2)	Personnel Committee
Zanelli	(1)	Finance, Insurance Management and Operations Committee
	(2)	Administrative Committee
Van Vliet	(1)	Projects, Property and Equipment Committee
	(2)	Professional Services Committee, Chairperson

DELAWARE RIVER JOINT TOLL BRIDGE COMMISSION

PROFESSIONAL ASSOCIATES

CONSULTING ENGINEERS

VAN CLEEF ENGINEERING ASSOCIATES, LLC
Freehold, New Jersey

LEGAL COUNSEL

ARCHER
Philadelphia, Pennsylvania

FLORIO, PERRUCCI, STEINHARDT & CAPPELLI
Phillipsburg, New Jersey

EMPLOYMENT COUNSEL

STRADLEY, RONON, STEVENS&YOUNG
Philadelphia, Pennsylvania

CHISEA, SHANINIAN & GIANTOMASI
West Orange, New Jersey

AUDITOR

MERCADIEN, P.C.
Hamilton, New Jersey

FINANCIAL ADVISOR

ACACIA FINANCIAL GROUP
Mt. Laurel, New Jersey

COMMUNICATIONS CONSULTANT

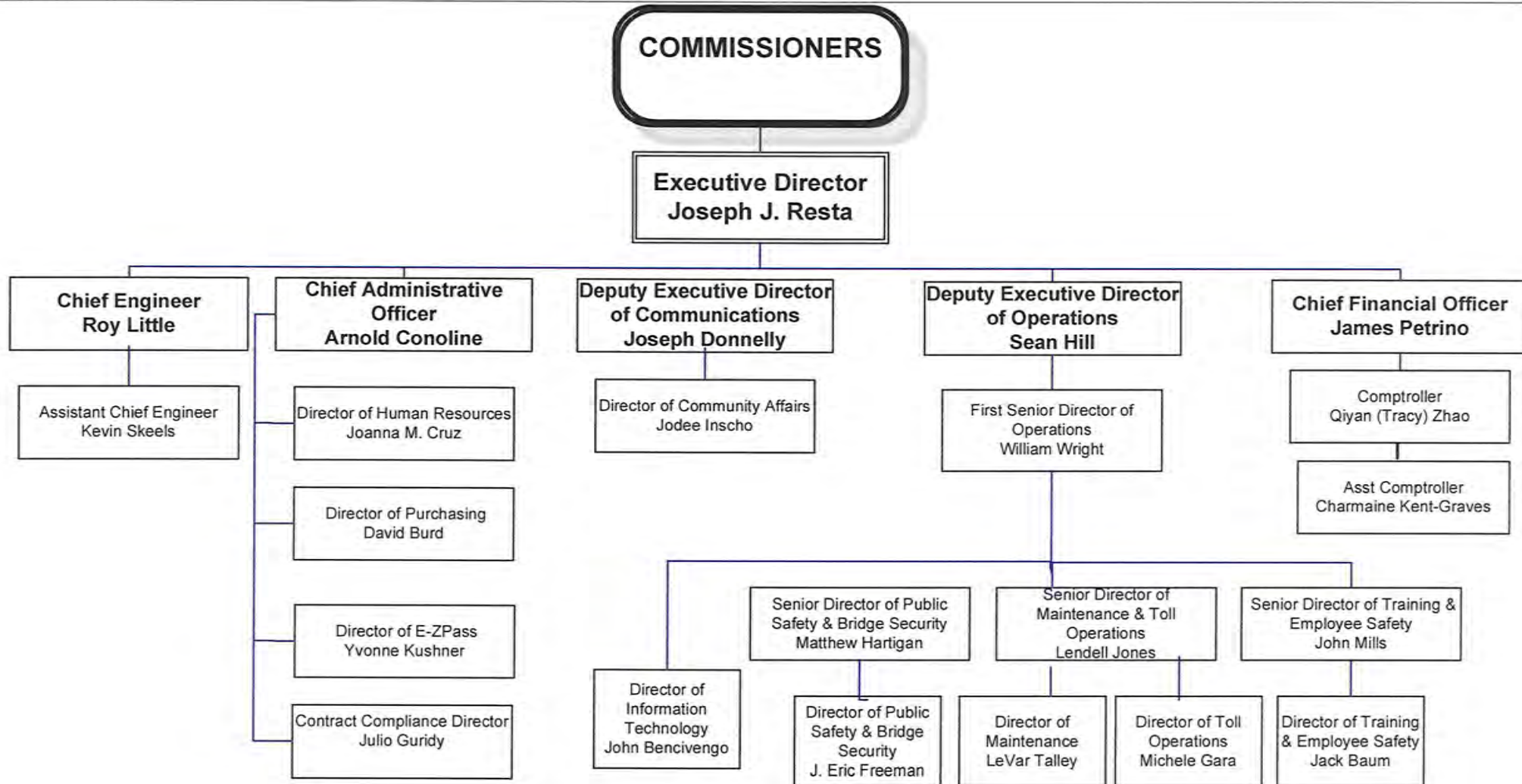
BELLVUE COMMUNICATIONS
Philadelphia, Pennsylvania

INVESTMENT ADVISOR

WILMINGTON TRUST
Wilmington, Delaware

DELAWARE RIVER JOINT TOLL BRIDGE COMMISSION

ORGANIZATION CHART



DELAWARE RIVER JOINT TOLL BRIDGE COMMISSION

Meeting of April 27, 2020

INDEX TO MINUTES

	PAGE
1. Call to Order	1
2. Appearances.....	1 - 2
3. Roll Call.....	2
4. Welcome Remarks of Executive Director	2
5. Introduction of Comments from the Public	2
6. Executive Director's Report	2 - 3
7. Approval of Minutes for Commission Meeting Held February 24, 2020.....	4
8. Approval of Operations Report Month of February 2020.....	4 -5
9. Approval of Operations Report Month of March 2020.....	5
10. Declaration of Emergency for Operation of The Delaware River Joint Toll Bridge Commission.....	6
11. Amendment to Investment Policy for Commission Funds.....	7
12. Construction Services for Southern Operations And Maintenance Facilities Improvements- Trenton-Morrisville Salt Operations Contract T-730A.....	7 - 8
13. Northampton Street Toll Supported Bridge Rehabilitation Design Contract C-590A	8 - 9
14. Acceptance of the 2019 Toll Bridge Annual Inspection Report Submitted by the General Engineering Consultant, C-684A	9 - 10

DELAWARE RIVER JOINT TOLL BRIDGE COMMISSION

Meeting of April 27, 2020

15.	Approval for Retirement Benefits, John Lyn Jr., Maintenance Worker I, Central Region.....	10 - 11
16.	Approval for Retirement Benefits, Yvonne Kushner Director of E-ZPass	11
17.	Approval for Retirement Benefits, Barbara Thompson, Toll Collector, Central Region	11 - 12
18.	Promotion of Maintenance Employees at Various Locations (8) Individuals.....	12 - 13
19.	Approval for Payment of Invoices Stradley Ronon, PA Labor Counsel.....	13 - 14
20.	Approval for Payment of Invoices Florio, Perrucci, Steinhardt and Cappelli, NJ Legal Counsel	14
21.	Invite any Comments from the Public	14
22.	Scheduling of the May 18, 2020 “Annual Meeting”-Election of Officers	15
23.	Adjournment	15

DELAWARE RIVER JOINT TOLL BRIDGE COMMISSION

Meeting of April 27, 2020

CALL TO ORDER

The Regular Monthly Meeting of the Delaware River Joint Toll Bridge Commission was called to Order Via Conference Call, on Monday, April 27, 2020 at 10:30 a.m. pursuant to notice properly forwarded to each member in compliance with the by-laws. Joseph Resta, Executive Director, presided at this meeting.

APPEARANCES:

COMMISSION MEMBERS:

Hon. John Christy (Pennsylvania)
Hon. Yuki Moore Laurenti (New Jersey)
Hon. Daniel Grace (Pennsylvania)
Hon. Lori Ciesla (New Jersey)
Hon. Pamela Janvey (Pennsylvania)
Hon. Michael Lavery (New Jersey)
Hon. Garrett Van Vliet (New Jersey)
Hon. Wadud Ahmad (Pennsylvania)
Hon. Aladar Komjathy (New Jersey)
Hon. Amy Zanelli (Pennsylvania)

COMMISSION COUNSEL:

Doug Steinhardt, Florio, Perrucci, Steinhardt & Cappelli, New Jersey
Seth Tipton, Florio, Perrucci, Steinhardt & Cappelli, New Jersey
Shelley Smith, Archer Law, Pennsylvania
Jonathan Bloom, Stradley Ronon, Pennsylvania
John Casey, Chiesa Shahanian & Giantomasi, New Jersey

GOVERNORS REPRESENTATIVES:

Rudy Rodas, NJ Governor's Office
Nedia Ralston, PA Governor's Office

COMMISSION STAFF MEMBERS:

Joseph J. Resta, Executive Director
Sean Hill, Deputy Executive Director of Operations
Roy Little, Chief Engineer
Kevin Skeels, Assistant Chief Engineer
Arnold Conoline, Chief Administrative Officer
Joseph Donnelly, Deputy Executive Director of Communications

DELAWARE RIVER JOINT TOLL BRIDGE COMMISSION

Meeting of April 27, 2020

James Petrino, Chief Financial Officer
Qiyao Zhao, Comptroller
Julio Guridy, Director of Contract Compliance
Joanna Cruz, Human Resources Director
William Wright, First Senior Director of Operations
Jodee Inscho, Director of Community Affairs
Lendell Jones, Senior Director of Maintenance and Tolls
Levar Talley, Director of Maintenance
John Bencivengo, Director of Information Technology
Heather McConnell, Administrative Generalist Executive Office

PROFESSIONAL ASSOCIATES:

Alex Styer, Bellevue Communications

OTHERS:

ROLL CALL

Joseph Resta, Executive Director, in his capacity as Secretary for this Meeting called the roll, and at the conclusion thereof, reported that there was a quorum present-there being five members present from the Commonwealth of Pennsylvania and five members present from the State of New Jersey.

WELCOMING REMARKS OF THE EXECUTIVE DIRECTOR

Joseph Resta welcomed those persons whose identities are set forth hereinabove under "Appearances".

INTRODUCE ANY COMMENTS FROM THE PUBLIC

Executive Director Resta addressed the meeting and invited any comments from the public on items pertaining to today's Agenda. No questions were presented.

EXECUTIVE DIRECTORS REPORT

Joseph Resta, Executive Director, addressed the meeting and said;

Thank you, my brief comments today will focus on items related to today's agenda and the Commission's response to the COVID-19 Crisis.

DELAWARE RIVER JOINT TOLL BRIDGE COMMISSION

Meeting of April 27, 2020

There are three resolutions on today's agenda for Commissioner's consideration that in normal times would be considered to be indicative of the Commission's continued commitment to the preservation of its unique bridge system. Those are: an award of the first construction contract for a salt operations facility at our Morrisville Site, which is slated for demolition and reconstruction as a new facility over the coming years; an award of a design contract for the Northampton Street Toll Supported Bridge Rehabilitation; and adoption of our 2019 Toll Bridge Annual Inspection Report submitted by the General Engineering Consultant.

But these are not normal times. Two resolutions on today's agenda are directly related to the COVID-19 Crisis. Those are: Declaration of Emergency for Operation of the Delaware River Joint Toll Bridge Commission by Commissioners; and the Amendment to the Investment Policy for Commission Funds. The declaration of emergency allows the Commission to enter into its Continuity of Operations Essential Plan, which has been changing rapidly to meet the circumstances needed to protect our employees and the traveling public during this crisis. The amendment to our investment policy allows the Commission to increase the percentage investment in one of our previously approved categories of investment, allowing us to still receive returns on our reserve accounts, despite the recent move by the Federal Reserve reducing rates to zero percent.

Since the beginning of March, we've increased the amount of personal protective equipment for use by our employees, gone to a "cashless tolling strategy to temporarily eliminate face-to-face toll collection to mitigate the community spread of COVID-19. And changed our operations to coincide with the actions taken by Governor Murphy in the State of New Jersey and Governor Wolf in the Commonwealth of Pennsylvania. Although the actions by the States have helped mitigate the spread of the contagion, the cost in health and lives have been high; and the cost to the Commission has been stark since the beginning of stay at home measures. January and February traffic and revenue was actually higher than our projections for those months. Since March 10th, car traffic is nearly off by 60%, and truck traffic is nearly off by 19%. Overall revenue change from the period of March 10th through last Friday is off by nearly 20%. The Commission's next budget cycle will surely face some difficult decisions, but our history and commitment to our mission will always be served, and we will come out of this crisis stronger, and prepared for the future.

Thank you, this concludes my report.

DELAWARE RIVER JOINT TOLL BRIDGE COMMISSION

Meeting of April 27, 2020

APPROVAL OF MINUTES FOR COMMISSION MEETING HELD FEBRUARY 24, 2020

R: 4302-04-20-ADM-01-04-20

Executive Director Resta addressed the meeting and requested the adoption of a Resolution approving the Minutes of the Commission Meeting held February 24, 2020.

At the conclusion of the review, Commissioner Grace moved and Commissioner Komjathy seconded the adoption of the following Resolution:

"RESOLVED, by the Delaware River Joint Toll Bridge Commission at its Regular Meeting assembled this 27th day of April 2020 that the Minutes of the Commission Meeting held on February 24, 2020 be and the same hereby are approved."

Executive Director Resta was requested to conduct a Roll Call Vote.

<u>NEW JERSEY</u>	<u>Yes</u>	<u>No</u>	<u>PENNSYLVANIA</u>	<u>Yes</u>	<u>No</u>
Mr. Lavery	X		Mr. Ahmad	X	
Ms. Ciesla	X		Mr. Grace	X	
Ms. Laurenti	X		Ms. Janvey	X	
Mr. Van Vliet	X		Mr. Christy	X	
Mr. Komjathy	X		Ms. Zanelli	X	

Executive Director Resta reported that there were five affirmative votes from New Jersey, and five affirmative votes from Pennsylvania.

Executive Director Resta then invited any further questions on the Resolution. No further questions were presented and the Resolution was adopted.

APPROVAL OF OPERATIONS REPORT FOR THE MONTH OF FEBRUARY 2020

R: 4303-04-20- ADM-02-04-20

Executive Director Resta addressed the meeting and asked if there were any questions on any of the reports contained in the "Operations Report".

At the conclusion of the review, Commissioner Ciesla moved and Commissioner Janvey seconded the adoption of the following Resolution:

"RESOLVED, by the Delaware River Joint Toll Bridge Commission at its Regular Meeting assembled this 27th day of April 2020 that the Operations Report, which reflects Commission activity for the month of February 2020 is hereby approved."

DELAWARE RIVER JOINT TOLL BRIDGE COMMISSION

Meeting of April 27, 2020

Executive Director Resta was requested to conduct a Roll Call Vote.

<u>NEW JERSEY</u>	<u>Yes</u>	<u>No</u>	<u>PENNSYLVANIA</u>	<u>Yes</u>	<u>No</u>
Mr. Lavery	X		Mr. Ahmad	X	
Ms. Ciesla	X		Mr. Grace	X	
Ms. Laurenti	X		Ms. Janvey	X	
Mr. Van Vliet	X		Mr. Christy	X	
Mr. Komjathy	X		Ms. Zanelli	X	

Executive Director Resta reported that there were five affirmative votes from New Jersey, and five affirmative votes from Pennsylvania.

Executive Director Resta then invited any questions on the Resolution. No questions were presented and the Resolution was unanimously adopted.

APPROVAL OF OPERATIONS REPORT FOR THE MONTH OF MARCH 2020

R: 4304-04-20-ADM-03-04-20

Executive Director Resta addressed the Meeting and asked the Commission Members if, after their review, there were any questions.

At the conclusion of the review, Commissioner Christy moved and Commissioner Laurenti seconded the adoption of the following Resolution:

"RESOLVED, by the Delaware River Joint Toll Bridge Commission at its Regular Meeting assembled this 27th day of April 2020 that the Operations Report, which reflects Commission activity for the month of March 2020 is hereby approved."

Executive Director Resta was requested to conduct a Roll Call Vote.

<u>NEW JERSEY</u>	<u>Yes</u>	<u>No</u>	<u>PENNSYLVANIA</u>	<u>Yes</u>	<u>No</u>
Mr. Lavery	X		Mr. Ahmad	X	
Ms. Ciesla	X		Mr. Grace	X	
Ms. Laurenti	X		Ms. Janvey	X	
Mr. Van Vliet	X		Mr. Christy	X	
Mr. Komjathy	X		Ms. Zanelli	X	

Executive Director Resta reported that there were five affirmative votes from New Jersey, and five affirmative votes from Pennsylvania.

Executive Director Resta then invited any questions on the Resolution. No questions were presented and the Resolution was unanimously adopted.

DELAWARE RIVER JOINT TOLL BRIDGE COMMISSION

Meeting of April 27, 2020

DECLARATION OF EMERGENCY FOR OPERATION OF THE DELAWARE RIVER JOINT TOLL BRIDGE COMMISSION

R: 4305-04-20-ADM-04-04-20

Executive Director Resta addressed the Meeting and asked the Commission Members if, after their review, there were any questions.

At the conclusion of the review, Commissioner Van Vliet moved and Commissioner Zanelli seconded the adoption of the following Resolution,

“RESOLVED: Delaware River Joint Toll Bridge Commission at its Regular Meeting assembled this 27th day of April, 2020 via this resolution, In light of the emergency declarations of Hon. Tom Wolf, Governor of Pennsylvania, and Hon. Phil Murphy, Governor of New Jersey, the Commissioners of the Delaware River Joint Toll Bridge Commission hereby declare a state of emergency governing the operation of the Commission. On February 27, 2020, pursuant to the Commission’s by-laws and in light of the unfolding pandemic emergency, the Executive Director updated the Commission’s Continuity of Operations Essential (COP-E) Plan. On March 4, 2020, in light of the unfolding pandemic emergency, the Executive Director entered into the Commission’s Continuity of Operations Essential (COP-E) Plan. The Governors of the Commonwealth of Pennsylvania and the State of New Jersey have since issued emergency declarations governing the operations of both states, and the Executive Director has amended the COP-E Plan as necessitated by the circumstances of the pandemic emergency and by the states’ respective emergency declarations. These updates to the COP-E Plan are hereby ratified; we authorize the Executive Director to continue to amend the COP-E plan as necessitated by the circumstances and declarations referenced herein and to provide periodic updates to Commissioners; and the COP-E Plan will remain in effect until further resolution by the Commission.”

Executive Director Resta was requested to conduct a Roll Call Vote.

<u>NEW JERSEY</u>	<u>Yes</u>	<u>No</u>	<u>PENNSYLVANIA</u>	<u>Yes</u>	<u>No</u>
Mr. Lavery	X		Mr. Ahmad	X	
Ms. Ciesla	X		Mr. Grace	X	
Ms. Laurenti	X		Ms. Janvey	X	
Mr. Van Vliet	X		Mr. Christy	X	
Mr. Komjathy	X		Ms. Zanelli	X	

Executive Director Resta reported that there were five affirmative votes from New Jersey, and five affirmative votes from Pennsylvania.

Executive Director Resta then invited any questions on the Resolution. No questions were presented and the Resolution was unanimously adopted.

DELAWARE RIVER JOINT TOLL BRIDGE COMMISSION

Meeting of April 27, 2020

AMENDMENT TO INVESTMENT POLICY FOR COMMISSION FUNDS

R: 4306-04-20- FIN-01-04-20

Executive Director Resta addressed the Meeting and asked the Commission Members if, after their review, there were any questions.

At the conclusion of the review, Commissioner Zanelli moved and Commissioner Komjathy seconded the adoption of the following Resolution,

“RESOLVED: Delaware River Joint Toll Bridge Commission at its Regular Meeting assembled this 27th day of April, 2020 via this resolution, that Section VIII, paragraph 2, subparagraph 4c of the Delaware River Joint Toll Bridge Commission Investment Policy as of February 27, 2012; as amended November 19, 2018, regarding investment types – commercial paper is hereby amended to state: Investments under this section shall not exceed 35% of the Commission’s portfolio.”

Executive Director Resta was requested to conduct a Roll Call Vote.

<u>NEW JERSEY</u>	<u>Yes</u>	<u>No</u>	<u>PENNSYLVANIA</u>	<u>Yes</u>	<u>No</u>
Mr. Lavery	X		Mr. Ahmad	X	
Ms. Ciesla	X		Mr. Grace	X	
Ms. Laurenti	X		Ms. Janvey	X	
Mr. Van Vliet	X		Mr. Christy	X	
Mr. Komjathy	X		Ms. Zanelli	X	

Executive Director Resta reported that there were five affirmative votes from New Jersey, and five affirmative votes from Pennsylvania.

Executive Director Resta then invited any questions on the Resolution. No questions were presented and the Resolution was unanimously adopted.

CONSTRUCTION SERVICES FOR SOUTHERN OPERATIONS AND MAINTENANCE FACILITIES IMPROVEMENTS-TRENTON-MORRISVILLE SALT OPERATIONS CONTRACT T-730A

R: 4307-04-20 –ENG-01-04-20

Executive Director Resta addressed the Meeting and asked the Commission Members if, after their review, there were any questions.

At the conclusion of the review, Chairman Lavery moved and Vice Chairman Ahmad seconded the adoption of the following Resolution:

DELAWARE RIVER JOINT TOLL BRIDGE COMMISSION

Meeting of April 27, 2020

“RESOLVED: That the Delaware River Joint Toll Bridge Commission, at its Regular Meeting assembled this 27th day of April, 2020 via this resolution, that the Commission award Contract No. T-730A – Southern Operations and Maintenance Facilities Improvements, Trenton-Morrisville Salt Operations, to Bracy Construction. Inc. of Allentown, Pennsylvania for a not-to-exceed amount of \$3,275,000.00,

“RESOLVED: Identify the General Reserve Fund as the source of funds required for payment of any invoices,

“RESOLVED: The Executive Director is hereby authorized to approve and execute all necessary contracts on behalf of the DRJTBC.

Executive Director Resta was requested to conduct a Roll Call Vote.

<u>NEW JERSEY</u>	<u>Yes</u>	<u>No</u>	<u>PENNSYLVANIA</u>	<u>Yes</u>	<u>No</u>
Mr. Lavery	X		Mr. Ahmad	X	
Ms. Ciesla	X		Mr. Grace		X
Ms. Laurenti	X		Ms. Janvey	X	
Mr. Van Vliet	X		Mr. Christy	X	
Mr. Komjathy	X		Ms. Zanelli	X	

Commissioner Janvey addressed the meeting and stated she reluctantly votes yes to this resolution.

Executive Director Resta reported that there were five affirmative votes from New Jersey, and four affirmative votes from Pennsylvania.

Executive Director Resta then invited any questions on the Resolution. No questions were presented and the Resolution was adopted.

Secretary’s Note

Commissioner Laurenti is recorded as leaving the meeting at 10:45AM

NORTHAMPTON STREET TOLL SUPPORTED BRIDGE REHABILITATION DESIGN CONTRACT C-590A

R: 4308-04-20 –ENG-02-04-20

Executive Director Resta addressed the Meeting and asked the Commission Members if, after their review, there were any questions.

DELAWARE RIVER JOINT TOLL BRIDGE COMMISSION

Meeting of April 27, 2020

At the conclusion of the review, Commissioner Christy moved and Commissioner Ciesla seconded the adoption of the following Resolution:

“RESOLVED: That the Delaware River Joint Toll Bridge Commission, at its Regular Meeting assembled this 27th day of April, 2020 via this resolution, that the Commission award Contract No. C-590A, Northampton Street Toll-Supported Bridge Rehabilitation Design, to Greenman-Pedersen, Inc. of Lebanon, New Jersey for an amount not-to-exceed \$1,420,768.65.

“RESOLVED: Identify the General Reserve Fund as the source of funds required for payment of any invoices.

‘RESOLVED: The Executive Director is hereby authorized to approve and execute all necessary contracts on behalf of the Commission.

Executive Director Resta was requested to conduct a Roll Call Vote.

<u>NEW JERSEY</u>	<u>Yes</u>	<u>No</u>	<u>PENNSYLVANIA</u>	<u>Yes</u>	<u>No</u>
Mr. Lavery	X		Mr. Ahmad	X	
Ms. Ciesla	X		Mr. Grace	X	
Ms. Laurenti			Ms. Janvey	X	
Mr. Van Vliet	X		Mr. Christy	X	
Mr. Komjathy	X		Ms. Zanelli	X	

Executive Director Resta reported that there were four affirmative votes from New Jersey, and five affirmative votes from Pennsylvania.

Executive Director Resta then invited any questions on the Resolution. No questions were presented and the Resolution was adopted.

ACCEPTANCE OF THE 2019 TOLL BRIDGE ANNUAL INSPECTION REPORT SUBMITTED BY THE GENERAL ENGINEERING CONSULTANT, C-684A

R: 4309-04-20 –ENG-03-04-20

Executive Director Resta addressed the Meeting and asked the Commission Members if, after their review, there were any questions.

At the conclusion of the review, Commissioner Janvey moved and Commissioner Van Vliet seconded the adoption of the following Resolution:

“RESOLVED: That the Delaware River Joint Toll Bridge Commission, at its Regular Meeting assembled this 27th day of April, 2020 via this resolution, that the Commission, authorizes receipt, filing, and acceptance of 2019 Toll Bridge Annual Inspection Report as prepared by the Commission’s General Engineering Consultant, Van Cleef Engineering Associates, LLC.”

DELAWARE RIVER JOINT TOLL BRIDGE COMMISSION

Meeting of April 27, 2020

Executive Director Resta was requested to conduct a Roll Call Vote.

<u>NEW JERSEY</u>	<u>Yes</u>	<u>No</u>	<u>PENNSYLVANIA</u>	<u>Yes</u>	<u>No</u>
Mr. Lavery	X		Mr. Ahmad	X	
Ms. Ciesla	X		Mr. Grace	X	
Ms. Laurenti			Ms. Janvey	X	
Mr. Van Vliet	X		Mr. Christy	X	
Mr. Komjathy	X		Ms. Zanelli	X	

Executive Director Resta reported that there were four affirmative votes from New Jersey, and five affirmative votes from Pennsylvania.

Executive Director Resta then invited any questions on the Resolution. No questions were presented and the Resolution was adopted.

APPROVAL FOR RETIREMENT BENEFITS, JOHN LYNN JR., MAINTENANCE WORKER I, CENTRAL REGION

R: 4310-04-20 –PER-01-04-20

Executive Director Resta addressed the Meeting and asked the Commission Members if, after their review, there were any questions.

At the conclusion of the review, Commissioner Ciesla moved and Commissioner Janvey seconded the adoption of the following Resolution:

“RESOLVED: That the Delaware River Joint Toll Bridge Commission, at its Regular Meeting assembled this 27th day of April, 2020 via this resolution, that subject to applicable practices and procedures, the Commission approves the provision of retirement benefits to John Lynn, Jr. who is to retire on July 11, 2020.”

Executive Director Resta was requested to conduct a Roll Call Vote.

<u>NEW JERSEY</u>	<u>Yes</u>	<u>No</u>	<u>PENNSYLVANIA</u>	<u>Yes</u>	<u>No</u>
Mr. Lavery	X		Mr. Ahmad	X	
Ms. Ciesla	X		Mr. Grace	X	
Ms. Laurenti			Ms. Janvey	X	
Mr. Van Vliet	X		Mr. Christy	X	
Mr. Komjathy	X		Ms. Zanelli	X	

Executive Director Resta reported that there were four affirmative votes from New Jersey, and five affirmative votes from Pennsylvania.

DELAWARE RIVER JOINT TOLL BRIDGE COMMISSION

Meeting of April 27, 2020

Commissioner Ciesla addressed the meeting and stated she sadly votes yes to this resolution.

Executive Director Resta then invited any questions on the Resolution. No questions were presented and the Resolution was adopted.

APPROVAL FOR RETIREMENT BENEFITS, YVONNE KUSHNER, DIRECTOR OF E-ZPASS

R: 4311-04-20 –PER-02-04-20

Executive Director Resta addressed the Meeting and asked the Commission Members if, after their review, there were any questions.

At the conclusion of the review, Vice Chairman Ahmad moved and Chairman Lavery seconded the adoption of the following Resolution:

“RESOLVED: That the Delaware River Joint Toll Bridge Commission, at its Regular Meeting assembled this 27th day of April, 2020 via this resolution, that subject to applicable practices and procedures, the Commission approves the provision of retirement benefits to Yvonne Kushner, who is to retire on June 19, 2020.”

Executive Director Resta was requested to conduct a Roll Call Vote.

<u>NEW JERSEY</u>	<u>Yes</u>	<u>No</u>	<u>PENNSYLVANIA</u>	<u>Yes</u>	<u>No</u>
Mr. Lavery	X		Mr. Ahmad	X	
Ms. Ciesla	X		Mr. Grace	X	
Ms. Laurenti			Ms. Janvey	X	
Mr. Van Vliet	X		Mr. Christy	X	
Mr. Komjathy	X		Ms. Zanelli	X	

Executive Director Resta reported that there were four affirmative votes from New Jersey, and five affirmative votes from Pennsylvania.

Executive Director Resta then invited any questions on the Resolution. No questions were presented and the Resolution was adopted.

APPROVAL FOR RETIREMENT BENEFITS, BARBARA THOMPSON, TOLL COLLECTOR, CENTRAL REGION

R: 4312-04-20 –PER-03-04-20

Executive Director Resta addressed the Meeting and asked the Commission Members if, after their review, there were any questions.

DELAWARE RIVER JOINT TOLL BRIDGE COMMISSION

Meeting of April 27, 2020

At the conclusion of the review, Commissioner Van Vliet moved and Commissioner Grace seconded the adoption of the following Resolution:

“RESOLVED: That the Delaware River Joint Toll Bridge Commission, at its Regular Meeting assembled this 27th day of April, 2020 via this resolution, that subject to applicable practices and procedures, the Commission approves the provision of retirement benefits to Barbara Thompson who is to retire on June 27, 2020.”

Executive Director Resta was requested to conduct a Roll Call Vote.

<u>NEW JERSEY</u>	<u>Yes</u>	<u>No</u>	<u>PENNSYLVANIA</u>	<u>Yes</u>	<u>No</u>
Mr. Lavery	X		Mr. Ahmad	X	
Ms. Ciesla	X		Mr. Grace	X	
Ms. Laurenti			Ms. Janvey	X	
Mr. Van Vliet	X		Mr. Christy	X	
Mr. Komjathy	X		Ms. Zanelli	X	

Executive Director Resta reported that there were four affirmative votes from New Jersey, and five affirmative votes from Pennsylvania.

Executive Director Resta then invited any questions on the Resolution. No questions were presented and the Resolution was adopted.

PROMOTION OF MAINTENANCE EMPLOYEES AT VARIOUS LOCATIONS (8) INDIVIDUALS

R: 4313-04-20 –PER-04-04-20

Executive Director Resta addressed the Meeting and asked the Commission Members if, after their review, there were any questions.

At the conclusion of the review, Commissioner Grace moved and Commissioner Ciesla seconded the adoption of the following Resolution:

“RESOLVED: That the Delaware River Joint Toll Bridge Commission, at its Regular Meeting assembled this 27th day of April, 2020 via this resolution, that the Commission authorizes the Executive Director to effect the promotion of the following employees, at the stated salaries at the start of the first pay period after the approval of this Resolution to the classifications indicated: Michael Curnkey MM Maintenance Worker I \$52,725; Taylor Perry DWG Maintenance Worker I \$52,725; Steve Smith I-78 Maintenance Worker I \$52,725; Brian Keith I-78 Maintenance Worker I \$52,725; Robert Williamson NHL Maintenance Worker II \$45,547; Justin Crisp TM Maintenance Worker II \$45,547; Nicholas Kapral TM Maintenance Worker II \$45,547; Bryan Hyjurick TM Maintenance Worker II \$45,547.”

DELAWARE RIVER JOINT TOLL BRIDGE COMMISSION

Meeting of April 27, 2020

Executive Director Resta was requested to conduct a Roll Call Vote.

<u>NEW JERSEY</u>	<u>Yes</u>	<u>No</u>	<u>PENNSYLVANIA</u>	<u>Yes</u>	<u>No</u>
Mr. Lavery	X		Mr. Ahmad	X	
Ms. Ciesla	X		Mr. Grace	X	
Ms. Laurenti			Ms. Janvey	X	
Mr. Van Vliet	X		Mr. Christy	X	
Mr. Komjathy	X		Ms. Zanelli	X	

Executive Director Resta reported that there were four affirmative votes from New Jersey, and five affirmative votes from Pennsylvania.

Executive Director Resta then invited any questions on the Resolution. No questions were presented and the Resolution was adopted.

APPROVAL FOR PAYMENT OF INVOICES STRADLEY RONON, PA LABOR COUNSEL

R: 4314-04-20- ACCT -01-04-20

Executive Director Resta addressed the Meeting and asked the Commission Members if, after their review, there were any questions.

At the conclusion of the review, Chairman Lavery moved Vice Chairman Ahmad seconded the adoption of the following Resolution:

“RESOLVED, by the Delaware River Joint Toll Bridge Commission at its Regular Meeting assembled this 27th day of April 2020, via this Resolution, authorization for payment of invoice #20032116, and 20032119 in the total amount of \$ 7,841.80 for Services Rendered to Stradley Ronon, PA Labor Counsel.

“RESOLVED: Identifying the Operating Fund as the source of funds required for any and all disbursements.”

Executive Director Resta was requested to conduct a Roll Call Vote.

<u>NEW JERSEY</u>	<u>Yes</u>	<u>No</u>	<u>PENNSYLVANIA</u>	<u>Yes</u>	<u>No</u>
Mr. Lavery	X		Mr. Ahmad	X	
Ms. Ciesla	X		Mr. Grace	X	
Ms. Laurenti			Ms. Janvey	X	
Mr. Van Vliet	X		Mr. Christy	X	
Mr. Komjathy	X		Ms. Zanelli	X	

DELAWARE RIVER JOINT TOLL BRIDGE COMMISSION

Meeting of April 27, 2020

Executive Director Resta reported that there were four affirmative votes from New Jersey, and five affirmative votes from Pennsylvania.

Executive Director Resta then invited any questions on the Resolution. No questions were presented and the Resolution was adopted.

APPROVAL FOR PAYMENT OF INVOICES

FLORIO, PERRUCCI, STEINHARDT AND CAPPELLI, NJ LEGAL COUNSEL

R: 4315-04-20- ACCT -02-04-20

Executive Director Resta addressed the Meeting and asked the Commission Members if, after their review, there were any questions.

At the conclusion of the review, Chairman Lavery moved and Vice Chairman Ahmad seconded the adoption of the following Resolution:

“**RESOLVED**, by the Delaware River Joint Toll Bridge Commission at its Regular Meeting assembled this 27th day of April 2020, via this Resolution, authorization for payment of invoices #178269, #178272, #178273, #178274, #178271 and #178270 in the total amount due of \$29,994.32 for Capital and Non- Capital Professional Services to Florio, Perrucci, Steinhardt and Cappelli, NJ Legal Counsel.”

“**RESOLVED:** Identifying the Operating Fund as the source of funds required for any and all disbursements.”

Executive Director Resta was requested to conduct a Roll Call Vote.

<u>NEW JERSEY</u>	<u>Yes</u>	<u>No</u>	<u>PENNSYLVANIA</u>	<u>Yes</u>	<u>No</u>
Mr. Lavery	X		Mr. Ahmad	X	
Ms. Ciesla	X		Mr. Grace	X	
Ms. Laurenti			Ms. Janvey	X	
Mr. Van Vliet	X		Mr. Christy	X	
Mr. Komjathy	X		Ms. Zanelli	X	

Executive Director Resta reported that there were four affirmative votes from New Jersey, and five affirmative votes from Pennsylvania.

Executive Director Resta then invited any questions on the Resolution. No questions were presented and the Resolution was adopted.

INVITE ANY COMMENTS FROM THE PUBLIC

Executive Director Resta invited any Comments from the public.

DELAWARE RIVER JOINT TOLL BRIDGE COMMISSION

Meeting of April 27, 2020

SCHEDULING OF THE MAY 18, 2020 "ANNUAL MEETING-ELECTION OF OFFICERS"

Executive Director Resta addressed the Meeting and stated that the Commission's next meeting will be the "Annual Meeting-Election of Officers" scheduled to be held Monday, May 18, 2020.

The Annual Meeting-Election of Officers will be called to Order at 10:30 a.m. in the Boardroom at the New Hope Executive Offices, New Hope Pennsylvania 18938-9519.

Appointment of the Nominating Committee consisting of all Commissioners except the Chairman and Vice Chairman. The Nominating Committee shall meet prior to the "Annual Meeting" and make nominations for the election of the office of Chairman, Vice Chairman and Secretary -Treasurer.

Chairman Lavery assured the Commission Members that an "Official Notice of Meeting" would be forwarded to each and every Member of the Commission

ADJOURNMENT

Chairman Lavery invited a motion for Adjournment.

Chairman Lavery then moved that the Meeting be adjourned and Vice Chairman Ahmad seconded the motion. The voice vote was unanimously affirmative and the Meeting was adjourned at 10:58 am, Monday, April 27, 2020.

Prepared and submitted by:



HEATHER MCCONNELL

Administrative Generalist Executive Offices

Attested by:



ARNOLD J. CONOLINE

Assistant Secretary/Treasurer

Approved by:



JOSEPH J. RESTA

Executive Director

DELAWARE RIVER JOINT TOLL BRIDGE COMMISSION

Meeting of March 30, 2020

FINANCE

The following Pages reflect the reports on those items assigned to the Finance Department. Each item is reported separately and page numbered accordingly.

DELAWARE RIVER JOINT TOLL BRIDGE COMMISSION

Meeting of March 30, 2020

SUBJECT	DESCRIPTION	PAGE NUMBER
Accounting	Status of Cash Balances at February 29, 2020	1
Accounting	Status of Bond Retirement at February 29, 2020	2-3
Accounting	Status of Investments at February 29, 2020	4-9
Accounting	Status of Toll Traffic and Revenue & Toll Supported Traffic Month of February 2020 Compared with Month of February 2019	10-25
Accounting	Statistical Summary of Expenditures on Toll Bridges and Toll Supported Bridges Accounts for the Period February 1, 2020 through February 29, 2020	26-34
Accounting	Statement of Revenue and Expenses: Two Months Period ending February 29, 2020	35

DELAWARE RIVER JOINT TOLL BRIDGE COMMISSION

Meeting of March 30, 2020

**There follows Cash Balances of the Commission at February 29, 2020 for the
information and review of the Members:**

COMMISSION CASH DEPOSITS

Wells Fargo Bank, N. A.

Revenue Fund	6,841,463
--------------	-----------

Payroll Fund	42,251
--------------	--------

Insurance Clearing Account	750,000
----------------------------	---------

TOTAL	\$ 7,633,714
--------------	---------------------

CASH DEPOSIT GUARANTEES

Wells Fargo Bank

PA ACT 72

FULL BALANCE

DELAWARE RIVER JOINT TOLL BRIDGE COMMISSION

Meeting of March 30, 2020

STATUS OF BRIDGE REVENUE BONDS AT FEBRUARY 29, 2020

SERIES 2005A				SERIES 2012A			SERIES 2015			SERIES 2017		
Maturity	Yield	Principal Amount	Maturities & Calls	Yield	Principal Amount	Maturities & Calls	Yield	Principal Amount	Maturities & Calls	Yield	Principal Amount	Maturities & Calls
7/1/2005	2.35%	\$ 330,000	\$ 330,000									
7/1/2006	2.50%	895,000	895,000									
7/1/2007	2.76%	930,000	930,000									
7/1/2008	2.90%	965,000	965,000									
7/1/2009	3.06%	1,005,000	1,005,000									
7/1/2010	3.23%	1,045,000	1,045,000									
7/1/2011	3.39%	1,095,000	1,095,000									
7/1/2012	3.53%	1,150,000	1,150,000									
7/1/2013	3.66%	1,210,000	1,210,000	0.35%	4,435,000	4,435,000						
7/1/2014	3.76%	5,000,000	5,000,000		N/A							
7/1/2015	3.85%	5,220,000	5,220,000		N/A							
7/1/2016	3.96%	5,540,000	5,540,000	0.85%	1,030,000	1,030,000						
7/1/2017	4.02%	5,835,000	5,835,000	1.09%	1,065,000	1,065,000						
7/1/2018	4.04%	6,155,000	6,155,000	1.33%	1,100,000	1,100,000						
7/1/2019	4.09%	6,480,000	6,480,000	1.61%	1,145,000	1,145,000	0	2,410,000	2,410,000			
7/1/2020	4.13%	6,840,000	1,735,000	1.90%	1,195,000		1.62%	2,540,000		1.00%	945,000	
7/1/2021	4.14%	1,825,000	1,825,000	2.14%	6,825,000		1.86%	2,540,000		1.00%	875,000	
7/1/2022	4.19%	1,920,000	1,920,000	2.33%	4,000,000		2.10%	2,695,000		1.81%	1,740,000	
7/1/2022				2.33%	3,165,000							
7/1/2023	4.23%	2,020,000	2,020,000	2.50%	7,445,000		2.34%	2,795,000		2.03%	1,865,000	
7/1/2024	4.35%	2,125,000	2,125,000	2.60%	7,815,000	7,815,000	2.43%	2,935,000		2.31%	1,970,000	
7/1/2025	4.35%	2,235,000	2,235,000	2.67%	8,205,000	8,205,000	2.55%	3,015,000		2.52%	1,070,000	
7/1/2026	4.67%	2,345,000	2,345,000	2.73%	5,000,000	5,000,000	2.73%	3,180,000				
7/1/2026				3.01%	3,620,000	3,620,000						
7/1/2027	4.67%	2,450,000	2,450,000	3.06%	7,015,000	7,015,000	3.10%	4,540,000		2.80%	20,000	
7/1/2027				3.12%	2,000,000							
7/1/2028	4.67%	2,560,000	2,560,000	3.17%	9,355,000	9,355,000	3.28%	3,380,000		2.95%	35,000	
7/1/2029	4.67%	2,675,000	2,675,000	3.21%	1,345,000		3.04%	3,480,000	3,480,000	3.08%	8,380,000	
7/1/2030	4.67%	2,795,000	2,795,000	3.27%	1,385,000		3.10%	3,670,000	3,670,000	3.19%	8,845,000	
7/1/2031		N/A			N/A		3.14%	3,785,000	3,785,000	3.27%	10,765,000	
7/1/2032		N/A			N/A		3.55%	545,000		3.35%	14,735,000	
7/1/2033		N/A			N/A		3.56%	10,595,000		3.41%	15,715,000	
7/1/2034		N/A			N/A		3.60%	11,020,000		3.47%	16,500,000	
7/1/2035		N/A			N/A		3.64%	11,460,000		3.52%	17,325,000	
7/1/2036		N/A			N/A		3.73%	11,920,000		3.56%	18,190,000	
7/1/2037		N/A			N/A			N/A		3.59%	22,015,000	
7/1/2038		N/A			N/A			N/A		3.64%	23,115,000	
7/1/2039		N/A			N/A			N/A		3.64%	24,270,000	
7/1/2040		N/A			N/A			N/A		3.64%	25,485,000	
7/1/2041		N/A			N/A			N/A		3.64%	26,760,000	
7/1/2042		N/A			N/A			N/A		3.64%	28,100,000	
7/1/2043		N/A			N/A			N/A		3.69%	15,930,000	
7/1/2043		N/A			N/A			N/A		4.04%	13,575,000	
7/1/2044		N/A			N/A			N/A		3.69%	16,590,000	
7/1/2044		N/A			N/A			N/A		4.04%	14,255,000	
7/1/2045		N/A			N/A			N/A		3.69%	17,275,000	
7/1/2045		N/A			N/A			N/A		4.04%	14,965,000	
7/1/2046		N/A			N/A			N/A		3.69%	17,990,000	
7/1/2046		N/A			N/A			N/A		4.04%	15,715,000	
7/1/2047		N/A			N/A			N/A		3.69%	18,745,000	
7/1/2047		N/A			N/A			N/A		4.04%	16,490,000	
7/1/2048												
7/1/2049												
		\$ 72,645,000	\$ 67,540,000		\$ 77,145,000	\$ 49,785,000		\$ 86,505,000	\$ 13,345,000		\$ 430,250,000	\$ -

Footnote:

Deceased \$39,800,000 of the 2012A Series Bonds using General Reserve Fund.
Deceased \$10,935,000 of the 2015 Series Bonds using General Reserve Fund.
2019B Series Refunded \$98,400,000 of the 2007B Series Bonds.

DELAWARE RIVER JOINT TOLL BRIDGE COMMISSION

Meeting of March 30, 2020

STATUS OF BRIDGE REVENUE BONDS AT FEBRUARY 29, 2020

SERIES 2019A				SERIES 2019B			Total	
Maturity	Yield	Principal Amount	Maturities & Calls	Yield	Principal Amount	Maturities & Calls	Average Yield	Remaining Outstanding
7/1/2005								-
7/1/2006								-
7/1/2007								
7/1/2008								
7/1/2009								
7/1/2010								
7/1/2011								
7/1/2012								
7/1/2013								
7/1/2014								
7/1/2015								
7/1/2016								
7/1/2017								
7/1/2018								
7/1/2019								
7/1/2020	1.17%	505,000		1.17%	6,015,000		2.21%	16,305,000
7/1/2021	1.20%	435,000		1.20%	5,945,000		1.68%	16,620,000
7/1/2022	1.23%	455,000		1.23%	6,255,000		1.74%	15,145,000
7/1/2022	0.00%						2.33%	3,165,000
7/1/2023	1.25%	480,000		1.25%	6,565,000		1.97%	19,150,000
7/1/2024	1.31%	8,015,000		1.31%	6,830,000		1.58%	19,750,000
7/1/2025	1.40%	8,170,000		1.40%	7,195,000		1.64%	19,450,000
7/1/2026	1.49%	8,585,000		1.49%	7,515,000		1.69%	19,280,000
7/1/2026								-
7/1/2027	1.59%	5,800,000		1.59%	7,880,000		1.97%	18,240,000
7/1/2027							3.12%	2,000,000
7/1/2028	1.69%	9,410,000		1.69%	8,300,000		1.95%	21,125,000
7/1/2029	1.77%	3,725,000		1.77%	8,670,000		2.35%	22,120,000
7/1/2030	1.85%	3,930,000		1.85%	9,045,000		2.45%	23,205,000
7/1/2031	1.91%	4,055,000		1.91%	9,520,000		2.51%	24,340,000
7/1/2032	1.97%	725,000		1.97%	9,995,000		2.79%	26,000,000
7/1/2033	2.09%	760,000					3.43%	27,070,000
7/1/2034	2.16%	800,000					3.48%	28,320,000
7/1/2035	2.21%	835,000					3.53%	29,620,000
7/1/2036	2.25%	880,000					3.59%	30,990,000
7/1/2037	2.29%	925,000					3.54%	22,940,000
7/1/2038	2.32%	970,000					3.59%	24,085,000
7/1/2039	2.35%	1,020,000					3.59%	25,290,000
7/1/2040	2.50%	1,070,000					3.59%	26,555,000
7/1/2041	2.50%	1,125,000					3.59%	27,885,000
7/1/2042	2.50%	1,180,000					3.59%	29,280,000
7/1/2043	2.50%	1,240,000					3.60%	17,170,000
7/1/2043							4.04%	13,575,000
7/1/2044	2.50%	1,300,000					3.60%	17,890,000
7/1/2044							4.04%	14,255,000
7/1/2045	3.04%	1,365,000					3.64%	18,640,000
7/1/2045							4.04%	14,965,000
7/1/2046	3.04%	1,405,000					3.64%	19,395,000
7/1/2046							4.04%	15,715,000
7/1/2047	3.04%	1,450,000					3.64%	20,195,000
7/1/2047							4.04%	16,490,000
7/1/2048	3.04%	1,490,000					3.04%	1,490,000
7/1/2049	3.04%	1,535,000					3.04%	1,535,000
		\$ 73,640,000			\$ 99,730,000			\$ 709,245,000



**Delaware River Joint TBC
Purchases Report
Sorted by Fund - Maturity Date
February 1, 2020 - February 29, 2020**

DRJTBC

CUSIP	Investment #	Fund	Sec. Type	Issuer	Original Par Value	Purchase Date	Payment Periods	Principal Purchased	Accrued Interest at Purchase	Rate at Purchase	Maturity Date	YTM	Ending Book Value
General Reserve Fund													
71708EFR1	10790	01GRF	ACP	PFIZER	7,300,000.00	02/03/2020	06/25 - At Maturity	7,253,024.50		1.620	06/25/2020	1.630	7,261,894.00
64952WCS0	10801	01GRF	FAC	NYLIFE	1,000,000.00	02/18/2020	06/10 - 12/10	1,012,850.00	4,344.44	2.300	06/10/2022	1.730	1,012,649.22
57629WBR0	10799	01GRF	FAC	MASSMU	2,260,000.00	02/18/2020	04/17 - 10/17	2,305,087.00	18,990.28	2.500	10/17/2022	1.730	2,304,475.81
59217GAX7	10800	01GRF	FAC	METLIF	1,000,000.00	02/18/2020	07/10 - 01/10	1,034,690.00	3,166.67	3.000	01/10/2023	1.765	1,034,257.21
Subtotal					11,560,000.00			11,605,651.50	26,501.39				11,613,276.24
Operating Fund													
912796WY1	10793	01OF	AFD	USTR	6,339,000.00	02/04/2020	07/30 - At Maturity	6,292,358.91		1.497	07/30/2020	1.529	6,299,210.14
Subtotal					6,339,000.00			6,292,358.91	0.00				6,299,210.14
Reserve Maintenance Fund													
912796WY1	10792	01RMF	AFD	USTR	5,824,000.00	02/04/2020	07/30 - At Maturity	5,781,148.17		1.497	07/30/2020	1.529	5,787,442.79
Subtotal					5,824,000.00			5,781,148.17	0.00				5,787,442.79
Debt Service Reserve 2005A													
912796UA5	10791	05DSRF05	ATD	USTR	2,997,000.00	02/03/2020	06/25 - At Maturity	2,979,255.96		1.491	06/25/2020	1.520	2,982,606.23
Subtotal					2,997,000.00			2,979,255.96	0.00				2,982,606.23
Construction Fund 2017													
05253AEU0	10804	06CF17	ACP	AUSTNZ	3,500,000.00	02/28/2020	05/28 - At Maturity	3,486,612.50		1.530	05/28/2020	1.536	3,486,910.00
Subtotal					3,500,000.00			3,486,612.50	0.00				3,486,910.00
Construction Fund 2019A													
87019RGM2	10803	06CF19A	ACP	SWEDBA	7,000,000.00	02/25/2020	07/21 - At Maturity	6,953,695.00		1.620	07/21/2020	1.631	6,955,270.00
3130AJ4F3	10802	06CF19A	FAC	FHLB	7,200,000.00	02/24/2020	08/24 - 02/24	7,200,000.00		1.600	08/24/2022	1.600	7,200,000.00
Subtotal					14,200,000.00			14,153,695.00	0.00				14,155,270.00
Debt Service Reserve Fund 2012													
912796WY1	10794	06DSRF12A	AFD	USTR	2,889,000.00	02/04/2020	07/30 - At Maturity	2,867,743.32		1.497	07/30/2020	1.529	2,870,865.77
Subtotal					2,889,000.00			2,867,743.32	0.00				2,870,865.77
Debt Service Reserve Fund 2015													
912796WY1	10795	06DSRF15	AFD	USTR	9,829,000.00	02/04/2020	07/30 - At Maturity	9,756,680.18		1.497	07/30/2020	1.529	9,767,303.43

Delaware River Joint TBC
Purchases Report
February 1, 2020 - February 29, 2020

Page 2

CUSIP	Investment #	Fund	Sec. Type	Issuer	Original Par Value	Purchase Date	Payment Periods	Principal Purchased	Accrued Interest at Purchase	Rate at Purchase	Maturity Date	YTM	Ending Book Value
Subtotal					9,829,000.00			9,756,680.18	0.00				9,767,303.43
Debt Service Reserve Fund 2017													
912796WY1	10796	06DSRF17	AFD	USTR	30,860,000.00	02/04/2020	07/30 - At Maturity	30,632,938.29		1.497	07/30/2020	1.529	30,666,291.99
Subtotal					30,860,000.00			30,632,938.29	0.00				30,666,291.99
Debt Service Reserve Fund 19A													
912796WY1	10797	06DSRF19A	AFD	USTR	3,879,000.00	02/04/2020	07/30 - At Maturity	3,850,459.09		1.497	07/30/2020	1.529	3,854,651.54
Subtotal					3,879,000.00			3,850,459.09	0.00				3,854,651.54
Total Purchases					91,877,000.00			91,406,542.92	26,501.39				91,483,828.13

5



**Delaware River Joint TBC
Investment Classification
Sorted by Fund - Maturity Date
February 29, 2020**

DRJTBC

CUSIP	Investment #	Fund	Issuer	Investment Class	Par Value	YTM	Maturity Date	Market Price	Market Date	Market Value	Book Value	Reported Value
Debt Service Fund												
38145C752	10113	01DSF	Goldman Sachs Ila Fed Port	Amort	877,704.05	0.776		100.000	02/29/2020	877,704.05	877,704.05	877,704.05
Subtotal					877,704.05	0.776				877,704.05	877,704.05	877,704.05
General Reserve Fund												
38145C752	10115	01GRF	Goldman Sachs Ila Fed Port	Amort	0.00	0.822		100.000	02/29/2020	0.00	0.00	0.00
PAINVEST	10050	01GRF	PA Invest	Amort	0.00	2.440		100.000	02/29/2020	0.00	0.00	0.00
PAINVEST	10462	01GRF	PA Invest	Amort	26,563,161.48	1.815		100.000	02/29/2020	26,563,161.48	26,563,161.48	26,563,161.48
02665JC57	10777	01GRF	Amer Honda Fin	Fair	3,500,000.00	1.657	03/05/2020	99.973	02/29/2020	3,499,086.50	3,499,358.33	3,499,086.50
313384UF4	10745	01GRF	Federal Home Loan Bank	Fair	3,000,000.00	1.790	03/13/2020	99.947	02/29/2020	2,998,435.74	2,998,250.00	2,998,435.74
742651DU3	10673	01GRF	Private Expt Fdg	Fair	1,904,000.00	2.568	03/15/2020	100.059	02/29/2020	1,905,123.36	1,903,772.71	1,905,123.36
85325T6B6	10749	01GRF	Standard Chart NY	Fair	6,100,000.00	2.030	03/20/2020	100.015	02/29/2020	6,100,921.10	6,100,000.00	6,100,921.10
59157TD34	10759	01GRF	METLIFE	Fair	1,000,000.00	2.012	04/03/2020	99.849	02/29/2020	998,491.00	998,203.33	998,491.00
89233GD94	10750	01GRF	TOYOTA Motor Credit CP	Fair	8,300,000.00	1.934	04/09/2020	99.825	02/29/2020	8,285,524.80	8,283,005.75	8,285,524.80
87019RE10	10779	01GRF	SwedBank	Fair	2,500,000.00	1.803	05/01/2020	99.727	02/29/2020	2,493,185.00	2,492,417.36	2,493,185.00
22535CJF9	10775	01GRF	Credit Agricole Corp	Amort	6,000,000.00	1.830	05/07/2020	100.050	02/29/2020	6,003,024.00	6,000,000.00	6,000,000.00
912796SR1	10755	01GRF	U.S. Treasury	Fair	9,870,000.00	1.838	05/21/2020	99.722	02/29/2020	9,842,610.75	9,830,117.54	9,842,610.75
7443M2F27	10785	01GRF	Prudential PLC	Fair	5,300,000.00	1.731	06/02/2020	99.608	02/29/2020	5,279,234.60	5,276,450.34	5,279,234.60
71708EFR1	10790	01GRF	Pfizer Inc	Fair	7,300,000.00	1.630	06/25/2020	99.481	02/29/2020	7,262,178.70	7,261,894.00	7,262,178.70
90327QD22	10689	01GRF	USAA CAP CORP	Fair	3,300,000.00	2.515	07/01/2020	100.529	02/29/2020	3,317,483.53	3,305,195.14	3,317,483.53
89119AH68	10783	01GRF	Toronto Dominion	Fair	6,400,000.00	1.809	08/06/2020	99.372	02/29/2020	6,359,808.00	6,350,282.65	6,359,808.00
912796TD1	10754	01GRF	U.S. Treasury	Fair	10,300,000.00	1.792	08/13/2020	99.502	02/29/2020	10,248,772.85	10,217,555.38	10,248,772.85
64952WCV3	10700	01GRF	New York Life Global	Fair	5,700,000.00	2.106	09/28/2020	100.248	02/29/2020	5,714,172.48	5,694,939.42	5,714,172.48
3130AHAP8	10764	01GRF	Federal Home Loan Bank	Fair	3,500,000.00	1.849	10/07/2020	100.002	02/29/2020	3,500,087.54	3,500,000.00	3,500,087.54
59217GCL1	10672	01GRF	METLIFE	Fair	6,000,000.00	2.893	01/08/2021	100.858	02/29/2020	6,051,526.56	5,975,698.92	6,051,526.56
20271RAP5	10758	01GRF	Commonwealth Bank Australia	Fair	5,000,000.00	2.046	03/15/2021	101.273	02/29/2020	5,063,687.40	5,025,610.10	5,063,687.40
3134GTBG7	10682	01GRF	Federal Home Loan Mtg Corp	Fair	2,500,000.00	2.400	04/01/2021	100.122	02/29/2020	2,503,054.30	2,500,000.00	2,503,054.30
912828Y20	10769	01GRF	Federal Home Loan Bank	Fair	7,800,000.00	1.626	07/15/2021	102.234	02/29/2020	7,974,252.00	7,904,839.63	7,974,252.00
3134GTH30	10701	01GRF	Federal Home Loan Mtg Corp	Fair	2,000,000.00	2.000	07/22/2021	100.394	02/29/2020	2,007,890.30	2,000,000.00	2,007,890.30
86960BAQ5	10679	01GRF	Svenska Handelsbanken	Fair	6,191,000.00	2.859	09/07/2021	100.805	02/29/2020	6,240,866.34	6,102,305.56	6,240,866.34
89233P5F99	10677	01GRF	TOYOTA Motor Credit CP	Fair	1,400,000.00	2.680	09/15/2021	103.153	02/29/2020	1,444,148.29	1,414,885.69	1,444,148.29
63254AAU2	10676	01GRF	National Australia Bank Ltd	Fair	3,200,000.00	3.096	01/10/2022	102.595	02/29/2020	3,283,069.34	3,183,221.32	3,283,069.34
78012KZG5	10678	01GRF	Royal Bank of Canada	Fair	5,000,000.00	2.698	02/01/2022	102.938	02/29/2020	5,146,910.15	5,004,613.37	5,146,910.15

Data Updated: ~REPORT~: 03/04/2020 14:50

Run Date: 03/04/2020 - 14:51

Portfolio DRJ
AP
IC (PRF_IC) 7.1.1
Report Ver. 7.3.2

Delaware River Joint TBC
Investment Classification
February 29, 2020

Page 2

CUSIP	Investment #	Fund	Issuer	Investment Class	Par Value	YTM	Maturity Date	Market Price	Market Date	Market Value	Book Value	Reported Value
General Reserve Fund												
57629WCD0	10681	01GRF	Mass Mutual Global	Fair	5,000,000.00	2.599	04/13/2022	102.697	02/29/2020	5,134,875.00	4,989,881.87	5,134,875.00
64952WCS0	10801	01GRF	New York Life Global	Fair	1,000,000.00	1.729	06/10/2022	102.118	02/29/2020	1,021,182.21	1,012,649.22	1,021,182.21
961214DQ3	10766	01GRF	WestPac Banking Corp	Fair	6,000,000.00	1.860	06/28/2022	102.658	02/29/2020	6,159,498.60	6,086,607.56	6,159,498.60
961214DQ3	10776	01GRF	WestPac Banking Corp	Fair	8,416,000.00	1.945	06/28/2022	102.658	02/29/2020	8,639,723.37	8,521,237.15	8,639,723.37
57629WBR0	10799	01GRF	Mass Mutual Global	Fair	2,260,000.00	1.730	10/17/2022	103.171	02/29/2020	2,331,668.71	2,304,475.81	2,331,668.71
3130AHEN9	10771	01GRF	Federal Home Loan Bank	Fair	7,000,000.00	1.750	10/28/2022	100.461	02/29/2020	7,032,313.05	7,000,000.00	7,032,313.05
59217GAX7	10800	01GRF	METLIFE	Fair	1,000,000.00	1.764	01/10/2023	104.668	02/29/2020	1,046,684.33	1,034,257.21	1,046,684.33
3134GU5V8	10787	01GRF	Federal Home Loan Mtg Corp	Fair	3,500,000.00	1.756	01/29/2024	100.224	02/29/2020	3,507,844.80	3,499,144.44	3,507,844.80
Subtotal					183,804,161.48	2.002				184,960,496.18	183,834,031.28	184,957,472.18
Operating Fund												
38145C752	10108	01OF	Goldman Sachs Ila Fed Port	Amort	428.40	0.776		100.000	02/29/2020	428.40	428.40	428.40
912796WY1	10793	01OF	U.S. Treasury	Fair	6,339,000.00	1.528	07/30/2020	99.530	02/29/2020	6,309,217.35	6,299,210.14	6,309,217.35
Subtotal					6,339,428.40	1.528				6,309,645.75	6,299,638.54	6,309,645.75
Reserve Maintenance Fund												
38145C752	10106	01RMF	Goldman Sachs Ila Fed Port	Amort	973.08	0.776		100.000	02/29/2020	973.08	973.08	973.08
912796WY1	10792	01RMF	U.S. Treasury	Fair	5,824,000.00	1.528	07/30/2020	99.530	02/29/2020	5,796,636.98	5,787,442.79	5,796,636.98
Subtotal					5,824,973.08	1.528				5,797,610.06	5,788,415.87	5,797,610.06
Scudder Falls Insurance Reserv												
38145C752	10506	01SFIR	Goldman Sachs Ila Fed Port	Amort	58,876.15	0.001		100.000	02/29/2020	58,876.15	58,876.15	58,876.15
912796WY1	10789	01SFIR	U.S. Treasury	Fair	4,094,000.00	1.470	07/30/2020	99.530	02/29/2020	4,074,765.08	4,069,272.24	4,074,765.08
Subtotal					4,152,876.15	1.449				4,133,641.23	4,128,148.39	4,133,641.23
Debt Service Reserve 2005A												
38145C752	10110	05DSRF05	Goldman Sachs Ila Fed Port	Amort	1,159.04	0.776		100.000	02/29/2020	1,159.04	1,159.04	1,159.04
912796UA5	10791	05DSRF05	U.S. Treasury	Fair	2,997,000.00	1.520	06/25/2020	99.624	02/29/2020	2,985,759.63	2,982,606.23	2,985,759.63
Subtotal					2,998,159.04	1.519				2,986,918.67	2,983,765.27	2,986,918.67
Construction Fund 2017												
38145C752	10424	06CF17	Goldman Sachs Ila Fed Port	Amort	0.00	0.001		100.000	02/29/2020	0.00	0.00	0.00
PAINVEST	10463	06CF17	PA Invest	Amort	13,292,051.69	1.815		100.000	02/29/2020	13,292,051.69	13,292,051.69	13,292,051.69
70708EC94	10756	06CF17	Pfizer Inc	Fair	6,000,000.00	2.019	03/09/2020	99.956	02/29/2020	5,997,360.00	5,997,333.33	5,997,360.00
85325T6B6	10748	06CF17	Standard Chart NY	Fair	5,000,000.00	2.030	03/20/2020	100.015	02/29/2020	5,000,755.00	5,000,000.00	5,000,755.00
59157TD34	10760	06CF17	METLIFE	Fair	1,500,000.00	2.012	04/03/2020	99.849	02/29/2020	1,497,736.50	1,497,305.00	1,497,736.50

Data Updated: ~REPORT~: 03/04/2020 14:50

Run Date: 03/04/2020 - 14:51

Portfolio DRJ
AP
IC (PRF_IC) 7.1.1
Report Ver. 7.3.2

Delaware River Joint TBC
Investment Classification
February 29, 2020

Page 3

CUSIP	Investment #	Fund	Issuer	Investment Class	Par Value	YTM	Maturity Date	Market Price	Market Date	Market Value	Book Value	Reported Value
Construction Fund 2017												
89233GD94	10751	06CF17	TOYOTA Motor Credit CP	Fair	3,800,000.00	1.934	04/09/2020	99.825	02/29/2020	3,793,372.80	3,792,219.50	3,793,372.80
05253ADL1	10767	06CF17	Aust & NZ Banking Group	Fair	8,800,000.00	1.961	04/20/2020	99.772	02/29/2020	8,779,971.20	8,776,655.56	8,779,971.20
06742VCC3	10778	06CF17	Barclays US Funding LLC	Fair	5,750,000.00	1.969	05/21/2020	99.630	02/29/2020	5,728,776.75	5,724,771.87	5,728,776.75
05253AEU0	10804	06CF17	Aust & NZ Banking Group	Fair	3,500,000.00	1.535	05/28/2020	99.621	02/29/2020	3,486,745.50	3,486,910.00	3,486,745.50
17177LF25	10782	06CF17	CIESCO LLC	Fair	5,000,000.00	1.866	06/02/2020	99.589	02/29/2020	4,979,485.00	4,976,104.17	4,979,485.00
78013VFC1	10768	06CF17	Royal Bank of Canada	Fair	10,000,000.00	1.911	06/12/2020	99.554	02/29/2020	9,955,420.00	9,946,783.33	9,955,420.00
59157TGL1	10772	06CF17	METLIFE	Fair	7,000,000.00	1.892	07/20/2020	99.410	02/29/2020	6,958,749.00	6,949,553.31	6,958,749.00
89119AH68	10784	06CF17	Toronto Dominion	Fair	5,000,000.00	1.809	08/06/2020	99.372	02/29/2020	4,968,600.00	4,961,158.32	4,968,600.00
3134GTBG7	10683	06CF17	Federal Home Loan Mtg Corp	Fair	2,500,000.00	2.400	04/01/2021	100.122	02/29/2020	2,503,054.30	2,500,000.00	2,503,054.30
3134GTH30	10702	06CF17	Federal Home Loan Mtg Corp	Fair	3,000,000.00	2.000	07/22/2021	100.394	02/29/2020	3,011,835.45	3,000,000.00	3,011,835.45
3134GU5V8	10788	06CF17	Federal Home Loan Mtg Corp	Fair	3,500,000.00	1.756	01/29/2024	100.224	02/29/2020	3,507,844.80	3,499,144.44	3,507,844.80
Subtotal					83,642,051.69	1.908				83,461,757.99	83,399,990.52	83,461,757.99
Construction Fund 2019A												
38145C752	10713	06CF19A	Goldman Sachs Ila Fed Port	Amort	0.00	1.231		100.000	02/29/2020	0.00	0.00	0.00
PAINVEST	10752	06CF19A	PA Invest	Amort	1,065,651.65	1.815		100.000	02/29/2020	1,065,651.65	1,065,651.65	1,065,651.65
912796SH3	10739	06CF19A	U.S. Treasury	Fair	3,500,000.00	1.804	03/26/2020	99.910	02/29/2020	3,496,864.14	3,495,714.93	3,496,864.14
912796SM2	10740	06CF19A	U.S. Treasury	Fair	4,000,000.00	1.807	04/23/2020	99.808	02/29/2020	3,992,343.56	3,989,606.11	3,992,343.56
87019RE10	10780	06CF19A	SwedBank	Fair	2,000,000.00	1.803	05/01/2020	99.727	02/29/2020	1,994,548.00	1,993,933.89	1,994,548.00
22535CJF9	10774	06CF19A	Credit Agricole Corp	Amort	6,000,000.00	1.830	05/07/2020	100.050	02/29/2020	6,003,024.00	6,000,000.00	6,000,000.00
912796SR1	10741	06CF19A	U.S. Treasury	Fair	4,000,000.00	1.806	05/21/2020	99.722	02/29/2020	3,988,900.00	3,984,133.00	3,988,900.00
912796SV2	10742	06CF19A	U.S. Treasury	Fair	4,000,000.00	1.801	06/18/2020	99.641	02/29/2020	3,985,650.28	3,978,731.68	3,985,650.28
87019RGM2	10803	06CF19A	SwedBank	Fair	7,000,000.00	1.630	07/21/2020	99.378	02/29/2020	6,956,460.00	6,955,270.00	6,956,460.00
3135G0T60	10736	06CF19A	Federal National Mtg Assn	Fair	3,000,000.00	1.802	07/30/2020	100.091	02/29/2020	3,002,741.79	2,996,291.30	3,002,741.79
89119AHL5	10786	06CF19A	Toronto Dominion	Fair	5,100,000.00	1.769	08/20/2020	99.325	02/29/2020	5,065,590.30	5,057,845.63	5,065,590.30
3136G3BS3	10737	06CF19A	Federal National Mtg Assn	Fair	2,000,000.00	1.785	09/16/2020	100.121	02/29/2020	2,002,427.50	1,996,416.91	2,002,427.50
3136G35V3	10738	06CF19A	Federal National Mtg Assn	Fair	2,000,000.00	1.785	09/28/2020	100.074	02/29/2020	2,001,495.44	1,995,063.61	2,001,495.44
3135G0U84	10781	06CF19A	Federal National Mtg Assn	Fair	8,000,000.00	1.640	10/30/2020	101.016	02/29/2020	8,081,348.96	8,064,791.44	8,081,348.96
3130AVGA0	10735	06CF19A	Federal Home Loan Bank	Fair	3,000,000.00	2.125	11/06/2020	99.946	02/29/2020	2,998,397.64	3,000,000.00	2,998,397.64
05253JAK7	10718	06CF19A	Aust & NZ Banking Group	Fair	2,000,000.00	2.065	11/16/2020	100.813	02/29/2020	2,016,264.26	2,008,803.04	2,016,264.26
92826CAB8	10724	06CF19A	Visa Inc	Fair	4,417,000.00	1.899	12/14/2020	100.487	02/29/2020	4,438,554.52	4,426,605.62	4,438,554.52
86960BAL6	10726	06CF19A	Svenska Handelsbanken	Fair	3,000,000.00	2.086	03/30/2021	101.156	02/29/2020	3,034,707.15	3,011,512.83	3,034,707.15
037833AR1	10717	06CF19A	Apple Inc	Fair	2,500,000.00	1.909	05/06/2021	101.866	02/29/2020	2,546,673.33	2,527,135.91	2,546,673.33
90327QCY3	10728	06CF19A	USAA CAP CORP	Fair	2,330,000.00	2.017	06/01/2021	101.040	02/29/2020	2,354,241.60	2,329,471.75	2,354,241.60
64952WDA8	10719	06CF19A	New York Life Global	Fair	2,000,000.00	2.076	08/06/2021	102.668	02/29/2020	2,053,369.40	2,032,731.11	2,053,369.40
3134GUDZ0	10757	06CF19A	Federal Home Loan Mtg Corp	Fair	3,100,000.00	1.970	09/27/2021	100.074	02/29/2020	3,102,304.82	3,100,000.00	3,102,304.82

Data Updated: ~REPORT~: 03/04/2020 14:50

Run Date: 03/04/2020 - 14:51

Portfolio DRJ
AP
IC (PRF_IC) 7.1.1
Report Ver. 7.3.2

Delaware River Joint TBC
Investment Classification
February 29, 2020

Page 4

CUSIP	Investment #	Fund	Issuer	Investment Class	Par Value	YTM	Maturity Date	Market Price	Market Date	Market Value	Book Value	Reported Value
Construction Fund 2019A												
771196BM3	10725	06CF19A	ROCHE HLDGS INC	Fair	3,000,000.00	2.049	01/28/2022	101.103	02/29/2020	3,033,116.91	2,983,387.23	3,033,116.91
78012KZG5	10720	06CF19A	Royal Bank of Canada	Fair	1,500,000.00	2.057	02/01/2022	102.938	02/29/2020	1,544,073.05	1,519,323.85	1,544,073.05
3130AJ4F3	10802	06CF19A	Federal Home Loan Bank	Fair	7,200,000.00	1.600	08/24/2022	100.522	02/29/2020	7,237,655.86	7,200,000.00	7,237,655.86
Subtotal					85,712,651.65	1.823				85,996,404.16	85,712,421.49	85,993,380.16
Clearing Fund 2019A												
38145C752	10711	06CLEAR19	Goldman Sachs Ila Fed Port	Amort	61,331.86	0.776		100.000	02/29/2020	61,331.86	61,331.86	61,331.86
Subtotal					61,331.86	0.776				61,331.86	61,331.86	61,331.86
Debt Service Reserve Fund 2012												
38145C752	10260	06DSRF12A	Goldman Sachs Ila Fed Port	Amort	3,528.68	0.776		100.000	02/29/2020	3,528.68	3,528.68	3,528.68
912796WY1	10794	06DSRF12A	U.S. Treasury	Fair	2,889,000.00	1.528	07/30/2020	99.530	02/29/2020	2,875,426.55	2,870,865.77	2,875,426.55
Subtotal					2,892,528.68	1.527				2,878,955.23	2,874,394.45	2,878,955.23
Debt Service Reserve Fund 2015												
38145C752	10349	06DSRF15	Goldman Sachs Ila Fed Port	Amort	20,088.68	0.776		100.000	02/29/2020	20,088.68	20,088.68	20,088.68
912796WY1	10795	06DSRF15	U.S. Treasury	Fair	9,829,000.00	1.528	07/30/2020	99.530	02/29/2020	9,782,820.21	9,767,303.43	9,782,820.21
Subtotal					9,849,088.68	1.526				9,802,908.89	9,787,392.11	9,802,908.89
Debt Service Reserve Fund 2017												
38145C752	10425	06DSRF17	Goldman Sachs Ila Fed Port	Amort	2,906.42	0.776		100.000	02/29/2020	2,906.42	2,906.42	2,906.42
912796WY1	10796	06DSRF17	U.S. Treasury	Fair	30,860,000.00	1.528	07/30/2020	99.530	02/29/2020	30,715,009.84	30,666,291.99	30,715,009.84
Subtotal					30,862,906.42	1.528				30,717,916.26	30,669,198.41	30,717,916.26
Debt Service Reserve Fund 19A												
38145C752	10712	06DSRF19A	Goldman Sachs Ila Fed Port	Amort	338.58	0.776		100.000	02/29/2020	338.58	338.58	338.58
912796WY1	10797	06DSRF19A	U.S. Treasury	Fair	3,879,000.00	1.528	07/30/2020	99.530	02/29/2020	3,860,775.22	3,854,651.54	3,860,775.22
Subtotal					3,879,338.58	1.528				3,861,113.80	3,854,990.12	3,861,113.80
Total					420,897,199.76	1.869				421,846,404.13	420,271,422.36	421,840,356.13

Data Updated: ~REPORT~: 03/04/2020 14:50

Run Date: 03/04/2020 - 14:51

Portfolio DRJ
AP
IC (PRF_IC) 7.1.1
Report Ver. 7.3.2

DELAWARE RIVER JOINT TOLL BRIDGE COMMISSION
Meeting of March 30, 2020
TOLL TRAFFIC AND REVENUE STATISTICS (February, 2020)

Summary: The Commission experienced an increase in total toll revenue for February 2020 in comparison to the February 2019 traffic and revenue statistics. Total toll traffic also reflected an increase for the month. It should be noted the Scudder Falls Bridge began toll collections on July 14, 2019.

Analysis of February 2020 / February 2019 toll revenue data comparison:

- An overall toll revenue increase of 22.42 percent was recorded at the Commission's eight toll bridges for the month of February.

February Toll Revenue Analysis		
Total Toll Revenue Change	SFB Toll Revenue	Non-AET TB Toll Revenue Change
\$2,098,390.62	\$1,276,370.58	\$822,020.04
22.42%	13.64%	8.78%

- Commercial-vehicle toll revenue reflected a 16.64 percent increase.
- Passenger-vehicle toll revenue generated a 40.42 percent increase.

Analysis of February 2020 / February 2019 traffic data comparison:

- Total toll traffic increased by 841,335 vehicles, or 29.97 percent for the month.

February Toll Traffic Analysis		
Total Toll Traffic Change	SFB Toll Traffic	Non-AET TB Traffic Change
841,335	640,053	201,282
29.97%	22.80%	7.17%

- Commercial-vehicle traffic increased by 83,149 vehicles, or 19.73 percent.
- Passenger-vehicle toll traffic increased by 758,186 vehicles, or 31.77 percent.
- Average daily toll traffic for the Commission's eight toll bridges for February 2020 was 125,826 total vehicles as compared to the 100,272 total vehicles recorded on the seven toll bridges in February 2019.
- Total recorded westbound traffic volume at the 10 vehicular toll supported bridges for February 2020 decreased by 556,075 vehicles, or 25.19 percent as compared to

February 2019. Average daily westbound traffic on the toll supported bridges was 56,945 vehicles in February 2020 as compared to 78,839 vehicles in February 2019. [It should be noted that the Scudder Falls Bridge converted from a toll supported bridge to a toll bridge on July 14, 2020].

Traffic analysis for 2020 YTD:

- Total YTD toll traffic for the eight toll bridges is reflecting a 28.61 percent increase for the first two months of 2020 as compared to the same two-month period in 2019. The Scudder Falls toll bridge represents 22.55 percent of this YTD increase.

YTD Toll Traffic and Revenue Analysis		
Total Toll Traffic Change	SFB Toll Traffic	Non-AET TB Traffic Change
1,658,647	1,307,329	351,318
28.61%	22.55%	6.06%
Total Toll Revenue Change	SFB Toll Revenue	Non-AET TB Toll Revenue Change
\$4,064,352.61	\$2,637,189.12	\$1,427,163.49
20.66%	13.40%	7.26%

- Westbound traffic on the ten toll supported bridges is reflecting a 26.66 percent decrease through the first two months of 2020 as compared to 2019.

REGION REVIEW:

Southern Region

Total toll traffic at Trenton-Morrisville (TM) reflected a 10.89 percent increase for February 2020 when compared to February 2019 as the result of combined increases of 59,996 cars and 12,976 trucks. The new Scudder Falls Bridge began collecting tolls on Sunday, July 14, 2019. Total passenger vehicles of 605,415 and total trucks of 34,638 were recorded for the month of February 2020. At New Hope-Lambertville (NHL), an increase of 4,309 cars and a decrease of 145 trucks generated an overall increase of 3.18 percent in total toll traffic for February 2020 as compared to February 2019.

Central Region

The I-78 Toll Bridge recorded an increase of 9.57 percent in total toll traffic for the month of February 2020 when compared to February 2019 as the result of increases of 46,689 cars and 28,746 trucks. At the Easton-Phillipsburg (EP) Toll Bridge, the combined increases of 15,229 passenger vehicles and 1,707 trucks resulted in a 4.41 percent increase in total toll traffic for February 2020 as compared to February 2019.

Northern Region

Portland-Columbia (PC) recorded a 7.61 percent increase in total toll traffic during February 2020 compared to February 2019 as a result of the increase of 6,680 automobiles and the decrease of 30 trucks. At the Delaware Water Gap (DWG) Toll Bridge, the increase of 16,834 passenger vehicles combined with the increase of 5,254 trucks to generate an overall increase of 3.33 percent in total toll traffic for February 2020 when compared to February 2019. At Milford-Montague (MM), increases of 3,034 passenger vehicles and 3 trucks produced a 3.65 percent increase in total toll traffic for February 2020 as compared to February 2019.

E-ZPass Penetration Rates

The table below provides a comparison of the *E-ZPass* penetration rates for the Commission's eight (8) toll bridges for the months of February, 2020 and February, 2019, and the year-to-date periods ending February 29, 2020 and February 28, 2019.

		<i>E-ZPass</i> PENETRATION RATES					
		FEB. 2020	FEB. 2019	Change in Monthly Percentage	YTD 2020	YTD 2019	Change in YTD Percentage
All Toll Bridges	Cars	76.33	71.36	4.97	76.29	71.20	5.09
	Trucks	91.65	90.60	1.05	91.64	90.68	0.96
	Total	78.45	74.25	4.20	78.44	74.19	4.25
Trenton - Morrisville	Cars	70.13	68.55	1.58	70.37	68.85	1.52
	Trucks	91.74	91.44	0.30	91.62	91.52	0.10
	Total	71.95	70.24	1.71	72.17	70.54	1.63
Scudder Falls	Cars	91.72	<i>N/A</i>		91.93	<i>N/A</i>	
	Trucks	85.59	<i>N/A</i>		85.82	<i>N/A</i>	
	Total	91.39	<i>N/A</i>		91.59	<i>N/A</i>	
New Hope - Lambertville	Cars	86.90	84.79	2.11	86.96	84.90	2.06
	Trucks	90.09	88.76	1.33	90.24	88.43	1.81
	Total	87.10	85.04	2.06	87.16	85.13	2.03
I-78	Cars	75.01	74.00	1.01	74.65	73.50	1.15
	Trucks	92.81	90.88	1.93	92.75	90.98	1.77
	Total	80.23	78.81	1.42	80.02	78.61	1.41
Easton - Phillipsburg	Cars	72.17	70.54	1.63	72.14	70.57	1.57
	Trucks	86.24	84.97	1.27	86.29	85.01	1.28
	Total	72.98	71.35	1.63	72.97	71.39	1.58
Portland - Columbia	Cars	64.79	63.87	0.92	64.72	63.72	1.00
	Trucks	90.46	91.71	-1.25	90.91	91.80	-0.89
	Total	66.58	65.96	0.62	66.65	65.82	0.83
Delaware Water Gap	Cars	72.46	71.48	0.98	72.14	70.95	1.19
	Trucks	92.28	90.96	1.32	92.37	91.02	1.35
	Total	75.75	74.67	1.08	75.57	74.31	1.26
Milford - Montague	Cars	66.26	64.60	1.66	66.19	64.24	1.95
	Trucks	85.26	83.56	1.70	84.78	84.12	0.66
	Total	66.80	65.15	1.65	66.75	64.85	1.90

DELAWARE RIVER JOINT TOLL BRIDGE COMMISSION

ALL TOLL BRIDGES

COMPARATIVE STATEMENT OF TOLL TRAFFIC AND REVENUE

FEBRUARY 2020

JANUARY 1, 2019 FEBRUARY 28, 2019 59 DAYS		JANUARY 1, 2020 FEBRUARY 29, 2020 60 DAYS		MONTH OF FEBRUARY 2020 29 DAYS		MONTH OF FEBRUARY 2019 28 DAYS		
NUMBER OF VEHICLES	TOTAL REVENUE	NUMBER OF VEHICLES	TOTAL REVENUE	VEHICLE CLASS	NUMBER OF VEHICLES	TOTAL REVENUE	NUMBER OF VEHICLES	TOTAL REVENUE
4,907,169	\$ 4,927,735.00	6,409,814	\$ 6,877,916.15	Passenger	3,144,299	\$ 3,375,560.35	2,386,113	\$ 2,395,989.00
-	(206,648.90)	-	(314,914.35)	Discounts *	-	(181,757.60)	-	(121,584.05)
4,907,169	\$ 4,721,086.10	6,409,814	\$ 6,563,001.80	TOTAL PASSENGER	3,144,299	\$ 3,193,802.75	2,386,113	\$ 2,274,404.95
136,098	876,125.25	195,724	1,279,787.35	2-Axle Trucks	95,566	624,510.65	64,918	417,942.85
62,110	735,384.00	70,099	835,998.65	3-Axle Trucks	34,582	412,717.56	29,376	347,973.60
71,839	1,129,454.40	93,234	1,475,179.50	4-Axle Trucks	46,055	728,481.80	32,402	509,014.40
601,343	11,781,822.00	664,006	13,056,217.98	5-Axle Trucks	317,492	6,243,177.13	286,124	5,606,550.00
17,574	409,322.40	22,071	512,304.15	6-Axle Trucks	10,761	249,615.15	8,439	196,588.80
584	17,506.80	416	12,564.13	7-Axle Trucks	189	5,686.58	237	7,126.40
-	-	-	-	Permits	-	-	-	-
889,548	\$ 14,949,614.85	1,045,550	\$ 17,172,051.76	TOTAL TRUCKS	504,645	\$ 8,264,188.87	421,496	\$ 7,085,196.05
5,796,717	\$ 19,670,700.95	7,455,364	\$ 23,735,053.56	TOTAL TOLL VEHICLES	3,648,944	\$ 11,457,991.62	2,807,609	9,359,601.00
98,249	\$ 333,401.71	124,256	\$ 395,584.23	DAILY AVERAGE	125,826	\$ 395,103.16	100,272	\$ 334,271.46
YTD Rate Change with SFB Traffic		YTD Rate Change without SFB Traffic		MTD Rate Change without SFB Traffic		MTD Rate Change with SFB Traffic		
Traffic (toll)	28.61%	Traffic (toll)	6.06%	Traffic (toll)	7.17%	Traffic (toll)	29.97%	
Autos	30.62%	Autos	5.44%	Autos	6.40%	Autos	31.77%	
Trucks	17.54%	Trucks	9.46%	Trucks	11.51%	Trucks	19.73%	
Revenue	20.66%	Revenue	7.26%	Revenue	8.78%	Revenue	22.42%	
Autos	39.01%	Autos	4.98%	Autos	6.14%	Autos	40.42%	
Trucks	14.87%	Trucks	7.97%	Trucks	9.63%	Trucks	16.64%	

NOTE: The Scudder Falls Bridge began toll collections on Sunday, July 14, 2019. SFB traffic and toll revenue is included in the monthly and YTD totals and calculations above. Prior to July 14, 2019, the Scudder Falls Bridge operated as a toll-supported bridge.

* "Discounts" represents rebates for commuter discounts earned when a customer crosses the Commission's bridges 16 times in a calendar month, as well as discounts for employee's, and Commission vehicle's non-revenue crossings.

DELAWARE RIVER JOINT TOLL BRIDGE COMMISSION

TRENTON - MORRISVILLE TOLL BRIDGE

COMPARATIVE STATEMENT OF TOLL TRAFFIC AND REVENUE

FEBRUARY 2020

JANUARY 1, 2019 FEBRUARY 28, 2019 59 DAYS		JANUARY 1, 2020 FEBRUARY 29, 2020 60 DAYS		MONTH OF FEBRUARY 2020 29 DAYS		MONTH OF FEBRUARY 2019 28 DAYS		
NUMBER OF VEHICLES	TOTAL REVENUE	NUMBER OF VEHICLES	TOTAL REVENUE	VEHICLE CLASS	NUMBER OF VEHICLES	TOTAL REVENUE	NUMBER OF VEHICLES	TOTAL REVENUE
1,289,494	\$ 1,292,683.00 (45,836.70)	1,395,275	\$ 1,398,733.00 (56,734.16)	Passenger Discounts *	680,881	\$ 682,591.00 (33,318.13)	620,885	\$ 622,409.00 (27,516.33)
1,289,494	\$ 1,246,846.30	1,395,275	\$ 1,341,998.84	TOTAL PASSENGER	680,881	\$ 649,272.87	620,885	\$ 594,892.67
36,309	234,409.50	49,437	318,876.35	2-Axle Trucks	24,315	156,731.25	17,446	112,661.25
17,713	211,233.60	16,740	199,663.20	3-Axle Trucks	7,778	92,787.60	8,615	102,720.00
11,629	184,593.60	13,967	221,875.20	4-Axle Trucks	7,226	114,841.60	5,709	90,620.80
38,067	747,340.00	48,257	947,624.00	5-Axle Trucks	22,788	447,496.00	17,449	342,720.00
281	6,684.00	488	11,508.00	6-Axle Trucks	208	4,910.40	120	2,858.40
28	778.40	27	803.60	7-Axle Trucks	11	340.00	11	305.20
-	-			Permits			-	-
104,027	\$ 1,385,039.10	128,916	\$ 1,700,350.35	TOTAL TRUCKS	62,326	\$ 817,106.85	49,350	\$ 651,885.65
1,393,521	\$ 2,631,885.40	1,524,191	\$ 3,042,349.19	TOTAL TOLL VEHICLES	743,207	\$ 1,466,379.72	670,235	\$ 1,246,778.32
23,619	\$ 44,608.23	25,403	\$ 50,705.82	DAILY AVERAGE	25,628	\$ 50,564.82	23,937	\$ 44,527.80
Rate Change				Rate Change				
Traffic (toll)		9.38%		Traffic (toll)		10.89%		
Autos		8.20%		Autos		9.66%		
Trucks		23.93%		Trucks		26.29%		
Revenue		15.60%		Revenue		17.61%		
Autos		7.63%		Autos		9.14%		
Trucks		22.77%		Trucks		25.35%		

NOTE: Higher E-ZPass toll rates at the Scudder Falls Toll Bridge has resulted in some diversion to Trenton-Morrisville.

DELAWARE RIVER JOINT TOLL BRIDGE COMMISSION
SCUDDER FALLS TOLL BRIDGE
COMPARATIVE STATEMENT OF TOLL TRAFFIC AND REVENUE

FEBRUARY 2020									
JANUARY 1, 2019 FEBRUARY 28, 2019 59 DAYS		JANUARY 1, 2020 FEBRUARY 29, 2020 60 DAYS		MONTH OF FEBRUARY 2020 29 DAYS			MONTH OF FEBRUARY 2019 28 DAYS		
NUMBER OF VEHICLES	TOTAL REVENUE	NUMBER OF VEHICLES	TOTAL REVENUE	VEHICLE CLASS	NUMBER OF VEHICLES	TOTAL REVENUE	NUMBER OF VEHICLES	TOTAL REVENUE	
0	0	1,235,502	\$ 1,681,254.15	Passenger	605,415	\$ 825,567.35	0		0
			\$ (74,383.39)	Discounts *		\$ (45,731.19)			
0	0	1,235,502	\$ 1,606,870.76	TOTAL PASSENGER	605,415	\$ 779,836.16	0		0
		30,334	214,845.55	2-Axle Trucks	14,529	102,864.20			
		6,172	78,763.85	3-Axle Trucks	3,214	41,079.96			
		4,529	77,144.30	4-Axle Trucks	2,186	37,245.00			
		30,334	647,221.98	5-Axle Trucks	14,499	309,677.13			
		376	9,804.15	6-Axle Trucks	176	4,630.35			
		82	2,538.53	7-Axle Trucks	34	1,037.78			
0	0			Permits					
0	0	71,827	\$ 1,030,318.36	TOTAL TRUCKS	34,638	\$ 496,534.42	0		0
0	0	1,307,329	\$ 2,637,189.12	TOTAL TOLL VEHICLES	640,053	\$ 1,276,370.58	0		0
0	0	21,789	\$ 43,953.15	DAILY AVERAGE	22,071	\$ 44,012.78	0		0

NOTE: The Scudder Falls Toll Bridge began toll collection on Sunday, July 14, 2019.

DELAWARE RIVER JOINT TOLL BRIDGE COMMISSION

NEW HOPE - LAMBERTVILLE TOLL BRIDGE

COMPARATIVE STATEMENT OF TOLL TRAFFIC AND REVENUE

FEBRUARY 2020

JANUARY 1, 2019 FEBRUARY 28, 2019 59 DAYS		JANUARY 1, 2020 FEBRUARY 29, 2020 60 DAYS		VEHICLE CLASS	MONTH OF FEBRUARY 2020 29 DAYS		MONTH OF FEBRUARY 2019 28 DAYS	
NUMBER OF VEHICLES	TOTAL REVENUE	NUMBER OF VEHICLES	TOTAL REVENUE		NUMBER OF VEHICLES	TOTAL REVENUE	NUMBER OF VEHICLES	TOTAL REVENUE
255,757	\$ 256,933.00 (14,490.10)	258,698	\$ 259,927.00 (17,401.16)	Passenger Discounts *	126,920	\$ 127,529.00 (10,057.06)	122,611	\$ 123,180.00 (9,032.72)
255,757	\$ 242,442.90	258,698	\$ 242,525.84	TOTAL PASSENGER	126,920	\$ 117,471.94	122,611	\$ 114,147.28
8,253	53,192.75	8,005	51,611.30	2-Axle Trucks	3,651	23,532.60	3,933	25,335.70
2,030	24,091.20	1,978	23,416.80	3-Axle Trucks	934	11,062.80	1,011	12,014.40
1,414	22,094.40	1,624	25,355.20	4-Axle Trucks	742	11,568.00	639	9,969.60
5,671	111,638.00	5,341	105,210.00	5-Axle Trucks	2,704	53,248.00	2,674	52,630.00
179	4,099.20	347	7,893.60	6-Axle Trucks	164	3,720.00	85	1,958.40
2	56.00	6	165.20	7-Axle Trucks	2	56.00	-	-
				Permits	-	-		
17,549	\$ 215,171.55	17,301	\$ 213,652.10	TOTAL TRUCKS	8,197	\$ 103,187.40	8,342	\$ 101,908.10
273,306	\$ 457,614.45	275,999	\$ 456,177.94	TOTAL TOLL VEHICLES	135,117	\$ 220,659.34	130,953	\$ 216,055.38
4,632	\$ 7,756.18	4,600	\$ 7,602.97	DAILY	4,659	\$ 7,608.94	4,677	\$ 7,716.26
Rate Change					Rate Change			
Traffic (toll)		0.99%			Traffic (toll)		3.18%	
Autos		1.15%			Autos		3.51%	
Trucks		-1.41%			Trucks		-1.74%	
Revenue		-0.31%			Revenue		2.13%	
Autos		0.03%			Autos		2.91%	
Trucks		-0.71%			Trucks		1.26%	

DELAWARE RIVER JOINT TOLL BRIDGE COMMISSION

I78 TOLL BRIDGE

COMPARATIVE STATEMENT OF TOLL TRAFFIC AND REVENUE

FEBRUARY 2020

JANUARY 1, 2019 FEBRUARY 28, 2019 59 DAYS		JANUARY 1, 2020 FEBRUARY 29, 2020 60 DAYS		VEHICLE CLASS	MONTH OF FEBRUARY 2020 29 DAYS		MONTH OF FEBRUARY 2019 28 DAYS	
NUMBER OF VEHICLES	TOTAL REVENUE	NUMBER OF VEHICLES	TOTAL REVENUE		NUMBER OF VEHICLES	TOTAL REVENUE	NUMBER OF VEHICLES	TOTAL REVENUE
1,157,232	\$ 1,164,597.00	1,238,474	\$ 1,246,408.00	Passenger	610,290	\$ 614,238.00	563,601	\$ 567,133.00
	(53,951.96)		(57,646.11)	Discounts *		(32,260.79)		(29,016.50)
1,157,232	\$ 1,110,645.04	1,238,474	\$ 1,188,761.89	TOTAL PASSENGER	610,290	\$ 581,977.21	563,601	\$ 538,116.50
42,297	271,690.90	51,903	333,791.25	2-Axle Trucks	25,514	164,046.35	19,684	126,423.70
23,615	278,184.00	24,680	291,019.20	3-Axle Trucks	12,389	146,188.80	10,681	125,916.00
36,970	579,262.40	49,503	778,937.60	4-Axle Trucks	24,970	392,899.20	16,148	252,542.40
362,629	7,098,856.00	381,561	7,465,124.00	5-Axle Trucks	183,177	3,583,928.00	172,490	3,376,916.00
11,835	275,181.60	14,783	341,836.80	6-Axle Trucks	7,421	171,501.60	5,672	131,911.20
370	11,078.80	173	5,143.60	7-Axle Trucks	78	2,330.00	128	3,813.60
				Permits				
477,716	\$ 8,514,253.70	522,603	\$ 9,215,852.45	TOTAL TRUCKS	253,549	\$ 4,460,893.95	224,803	\$ 4,017,522.90
1,634,948	\$ 9,624,898.74	1,761,077	\$ 10,404,614.34	TOTAL TOLL VEHICLES	863,839	\$ 5,042,871.16	788,404	\$ 4,555,639.40
27,711	\$ 163,133.88	29,351	\$ 173,410.24	DAILY AVERAGE	29,788	\$ 173,892.11	28,157	\$ 162,701.41
Rate Change				Rate Change				
Traffic (toll)				Traffic (toll)				
Autos				Autos				
Trucks				Trucks				
Revenue				Revenue				
Autos				Autos				
Trucks				Trucks				

DELAWARE RIVER JOINT TOLL BRIDGE COMMISSION

EASTON - PHILLIPSBURG TOLL BRIDGE

COMPARATIVE STATEMENT OF TOLL TRAFFIC AND REVENUE

FEBRUARY 2020

JANUARY 1, 2019 FEBRUARY 28, 2019 59 DAYS			JANUARY 1, 2020 FEBRUARY 29, 2020 60 DAYS			MONTH OF FEBRUARY 2020 29 DAYS			MONTH OF FEBRUARY 2019 28 DAYS			
NUMBER OF VEHICLES	TOTAL REVENUE		NUMBER OF VEHICLES	TOTAL REVENUE		VEHICLE CLASS	NUMBER OF VEHICLES	TOTAL REVENUE		NUMBER OF VEHICLES	TOTAL REVENUE	
747,809	\$	750,301.00 (28,315.89)	771,552	\$	774,146.00 (33,660.35)	Passenger Discounts *	378,166	\$	379,424.00 (19,752.93)	362,937	\$	364,136.00 (17,612.09)
747,809	\$	721,985.11	771,552	\$	740,485.65	TOTAL PASSENGER	378,166	\$	359,671.07	362,937	\$	346,523.91
16,794		108,381.00	18,126		116,974.00	2-Axle Trucks	8,816		56,896.45	8,063		52,051.35
5,325		63,126.00	6,200		73,684.80	3-Axle Trucks	3,318		39,447.60	2,608		30,951.60
4,319		68,438.40	5,460		86,456.00	4-Axle Trucks	2,392		37,793.60	1,798		28,472.00
18,477		363,314.00	18,214		357,774.00	5-Axle Trucks	8,490		166,714.00	8,836		173,814.00
108		2,558.40	129		3,021.60	6-Axle Trucks	49		1,132.80	53		1,255.20
6		168.00	3		84.00	7-Axle Trucks	2		56.00	2		56.00
			-			Permits	-		-			
45,029	\$	605,985.80	48,132	\$	637,994.40	TOTAL TRUCKS	23,067	\$	302,040.45	21,360	\$	286,600.15
792,838	\$	1,327,970.91	819,684	\$	1,378,480.05	TOTAL TOLL VEHICLES	401,233	\$	661,711.52	384,297	\$	633,124.06
13,438	\$	22,507.98	13,661	\$	22,974.67	DAILY AVERAGE	13,836	\$	22,817.64	13,725	\$	22,611.57
Rate Change												
Traffic (toll)		3.39%								Rate Change		
Autos		3.18%								Traffic (toll)		4.41%
Trucks		6.89%								Autos		4.20%
Revenue		3.80%								Trucks		7.99%
Autos		2.56%								Revenue		4.52%
Trucks		5.28%								Autos		3.79%
										Trucks		5.39%

DELAWARE RIVER JOINT TOLL BRIDGE COMMISSION

PORTLAND - COLUMBIA TOLL BRIDGE

COMPARATIVE STATEMENT OF TOLL TRAFFIC AND REVENUE

FEBRUARY 2020

JANUARY 1, 2019 FEBRUARY 28, 2019 59 DAYS		JANUARY 1, 2020 FEBRUARY 29, 2020 60 DAYS		VEHICLE CLASS	MONTH OF FEBRUARY 2020 29 DAYS		MONTH OF FEBRUARY 2019 28 DAYS		
NUMBER OF VEHICLES	TOTAL REVENUE	NUMBER OF VEHICLES	TOTAL REVENUE		NUMBER OF VEHICLES	TOTAL REVENUE	NUMBER OF VEHICLES	TOTAL REVENUE	
167,373	\$ 168,329.00	179,027	\$ 180,227.00	Passenger	87,512	\$ 88,093.00	80,832	\$ 81,280.00	
	(9,288.00)		(10,586.57)	Discounts *		(5,643.85)		(6,213.53)	
167,373	\$ 159,041.00	179,027	\$ 169,640.43	TOTAL PASSENGER	87,512	\$ 82,449.15	80,832	\$ 75,066.47	
3,513	22,614.80	3,677	23,779.60	2-Axle Trucks	1,693	10,951.20	1,706	10,981.10	
1,180	14,041.20	1,297	15,458.40	3-Axle Trucks	671	8,002.80	551	6,571.20	
3,588	57,198.40	4,099	65,457.60	4-Axle Trucks	1,840	29,376.00	1,770	28,233.60	
5,185	102,532.00	5,126	101,418.00	5-Axle Trucks	2,330	46,058.00	2,501	49,458.00	
77	1,840.80	41	979.20	6-Axle Trucks	8	192.00	40	960.00	
6	168.00	2	56.00	7-Axle Trucks	-	-	4	112.00	
-				Permits			-		
13,549	\$ 198,395.20	14,242	\$ 207,148.80	TOTAL TRUCKS	6,542	\$ 94,580.00	6,572	\$ 96,315.90	
180,922	\$ 357,436.20	193,269	\$ 376,789.23	TOTAL TOLL VEHICLES	94,054	\$ 177,029.15	87,404	\$ 171,382.37	
3,066	\$ 6,058.24	3,221	\$ 6,279.82	DAILY AVERAGE	3,243	\$ 6,104.45	3,122	\$ 6,120.80	
Rate Change						Rate Change			
Traffic (toll)	6.82%					Traffic (toll)		7.61%	
Autos	6.96%					Autos		8.26%	
Trucks	5.11%					Trucks		-0.46%	
Revenue	5.41%					Revenue		3.29%	
Autos	6.66%					Autos		9.83%	
Trucks	4.41%					Trucks		-1.80%	

DELAWARE RIVER JOINT TOLL BRIDGE COMMISSION

DELAWARE WATER GAP TOLL BRIDGE

COMPARATIVE STATEMENT OF TOLL TRAFFIC AND REVENUE

FEBRUARY 2020

JANUARY 1, 2019 FEBRUARY 28, 2019 59 DAYS			JANUARY 1, 2020 FEBRUARY 29, 2020 60 DAYS			MONTH OF FEBRUARY 2020 29 DAYS			MONTH OF FEBRUARY 2019 28 DAYS			
NUMBER OF VEHICLES	TOTAL REVENUE		NUMBER OF VEHICLES	TOTAL REVENUE		VEHICLE CLASS	NUMBER OF VEHICLES	TOTAL REVENUE		NUMBER OF VEHICLES	TOTAL REVENUE	
1,125,283	\$	1,129,811.00	1,161,718	\$	1,166,512.00	Passenger	571,280	\$	573,716.00	554,446	\$	556,634.00
-		(46,209.22)	-		(54,577.72)	Discounts *	-		(30,056.93)	-		(26,588.91)
1,125,283	\$	1,083,601.78	1,161,718	\$	1,111,934.28	TOTAL PASSENGER	571,280	\$	543,659.07	554,446	\$	530,045.09
25,822		165,904.05	31,341		201,287.45	2-Axle Trucks	15,699		100,823.45	12,633		81,173.30
11,987		141,622.80	12,627		149,149.20	3-Axle Trucks	6,079		71,767.20	5,782		68,281.20
13,676		214,000.00	13,653		213,672.00	4-Axle Trucks	6,512		101,816.00	6,243		97,668.80
169,750		3,327,182.00	173,666		3,402,000.00	5-Axle Trucks	82,802		1,622,136.00	81,424		1,596,162.00
5,059		118,118.40	5,893		136,924.80	6-Axle Trucks	2,730		63,408.00	2,456		57,333.60
171		5,229.60	120		3,689.20	7-Axle Trucks	62		1,866.80	92		2,839.60
						Permits						
-										-		
226,465	\$	3,972,056.85	237,300	\$	4,106,722.65	TOTAL TRUCKS	113,884	\$	1,961,817.45	108,630	\$	1,903,458.50
1,351,748	\$	5,055,658.63	1,399,018	\$	5,218,656.93	TOTAL TOLL VEHICLES	685,164	\$	2,505,476.52	663,076	\$	2,433,503.59
22,911	\$	85,689.13	23,317	\$	86,977.62	DAILY AVERAGE	23,626	\$	86,395.74	23,681	\$	86,910.84
Rate Change												
Traffic (toll)		3.50%								Rate Change		
Autos		3.24%								Traffic (toll)		3.33%
Trucks		4.78%								Autos		3.04%
Revenue		3.22%								Trucks		4.84%
Autos		2.61%								Revenue		2.96%
Trucks		3.39%								Autos		2.57%
										Trucks		3.07%

DELAWARE RIVER JOINT TOLL BRIDGE COMMISSION

MILFORD - MONTAGUE TOLL BRIDGE

COMPARATIVE STATEMENT OF TOLL TRAFFIC AND REVENUE

FEBRUARY 2020

JANUARY 1, 2019 FEBRUARY 28, 2019 59 DAYS		JANUARY 1, 2020 FEBRUARY 29, 2020 60 DAYS		VEHICLE CLASS	MONTH OF FEBRUARY 2020 29 DAYS		MONTH OF FEBRUARY 2019 28 DAYS	
NUMBER OF VEHICLES	TOTAL REVENUE	NUMBER OF VEHICLES	TOTAL REVENUE		NUMBER OF VEHICLES	TOTAL REVENUE	NUMBER OF VEHICLES	TOTAL REVENUE
164,221	\$ 165,081.00	169,568	\$ 170,709.00	Passenger	83,835	\$ 84,402.00	80,801	\$ 81,217.00
	(8,557.03)		(9,924.89)	Discounts *		(4,936.72)		(5,603.97)
164,221	\$ 156,523.97	169,568	\$ 160,784.11	TOTAL PASSENGER	83,835	\$ 79,465.28	80,801	\$ 75,613.03
3,110	19,932.25	2,901	18,621.85	2-Axle Trucks	1,349	8,665.15	1,453	9,316.45
260	3,085.20	405	4,843.20	3-Axle Trucks	199	2,380.80	128	1,519.20
243	3,867.20	399	6,281.60	4-Axle Trucks	187	2,942.40	95	1,507.20
1,564	30,960.00	1,507	29,846.00	5-Axle Trucks	702	13,920.00	750	14,850.00
35	840.00	14	336.00	6-Axle Trucks	5	120.00	13	312.00
1	28.00	3	84.00	7-Axle Trucks	-	-	-	-
-				Permits	-	-	-	
5,213	\$ 58,712.65	5,229	\$ 60,012.65	TOTAL TRUCKS	2,442	\$ 28,028.35	2,439	\$ 27,504.85
169,434	\$ 215,236.62	174,797	\$ 220,796.76	TOTAL TOLL VEHICLES	86,277	\$ 107,493.63	83,240	\$ 103,117.88
2,872	\$ 3,648.08	2,913	\$ 3,679.95	DAILY AVERAGE	2,975	\$ 3,706.68	2,973	\$ 3,682.78
Rate Change				Rate Change				
Traffic (toll)		3.17%	Traffic (toll)		3.65%			
Autos		3.26%	Autos		3.75%			
Trucks		0.31%	Trucks		0.12%			
Revenue		2.58%	Revenue		4.24%			
Autos		2.72%	Autos		5.09%			
Trucks		2.21%	Trucks		1.90%			

Delaware River Joint Toll Bridge Commission
Toll Supported Bridge - Westbound Traffic Counts
February 2020

Bridge	Westbound Volume					
	February 2020	February 2019	% Change	YTD 2020	YTD 2019	% Change
Lower Trenton	372,871	319,621	16.66%	761,122	665,819	14.31%
Calhoun Street	245,706	238,964	2.82%	505,229	491,725	2.75%
Scudder Falls ¹	-	745,085	-100.00%	-	1,581,008	-100.00%
Washington Crossing	135,301	93,348	44.94%	278,949	190,293	46.59%
New Hope - Lambertville	214,956	187,611	14.58%	450,450	399,609	12.72%
Centre Bridge - Stockton	72,333	58,449	23.75%	136,137	114,090	19.32%
Uhlerstown - Frenchtown	91,376	75,915	20.37%	183,202	149,838	22.27%
Upper Black Eddy - Milford	51,390	49,659	3.49%	105,694	103,040	2.58%
Riegelsville	43,566	41,245	5.63%	89,297	85,972	3.87%
Northampton Street	341,207	324,292	5.22%	694,761	666,509	4.24%
Riverton - Belvidere	82,711	73,303	12.83%	169,003	152,142	11.08%
Total	1,651,417	2,207,492	-25.19%	3,373,844	4,600,045	-26.66%

NOTES:

¹ Construction began in June 2017 under contract T-688A for the Scudder Falls Replacement Bridge. On 7/14/19 Scudder Falls became a Toll Bridge.

Delaware River Joint Toll Bridge Commission
Toll Supported Bridge - Two Way Traffic Counts
February 2020

Bridge	Total Volume					
	February 2020	February 2019	% Change	YTD 2020	YTD 2019	% Change
Lower Trenton	451,368	395,774	14.05%	920,190	823,508	11.74%
Calhoun Street	372,476	396,802	-6.13%	771,703	821,104	-6.02%
Scudder Falls ¹	-	1,356,928	-100.00%	-	2,851,907	-100.00%
Washington Crossing	201,682	153,128	31.71%	416,107	314,057	32.49%
New Hope - Lambertville	377,181	340,836	10.66%	775,066	719,479	7.73%
Centre Bridge - Stockton	133,311	107,232	24.32%	271,714	227,929	19.21%
Uhlerstown - Frenchtown	144,727	129,112	12.09%	289,077	258,236	11.94%
Upper Black Eddy -Milford	96,294	88,979	8.22%	196,516	185,366	6.02%
Riegelsville	83,604	78,983	5.85%	171,782	163,902	4.81%
Northampton Street	477,350	453,910	5.16%	973,867	941,856	3.40%
Riverton - Belvidere	131,985	126,065	4.70%	271,862	261,775	3.85%
Total	2,469,978	3,627,749	-31.91%	5,057,884	7,569,119	-33.18%

NOTES:

¹ Construction began in June 2017 under contract T-688A for the Scudder Falls Replacement Bridge. On 7/14/19 Scudder Falls became a Toll Bridge.

Delaware River Joint Toll Bridge Commission
Toll Bridge - Two Way Traffic Counts
February 2020

Bridge	Total Volume (all classes)					
	February 2020	February 2019	% Change	YTD 2020	YTD 2019	% Change
Trenton - Morrisville	1,680,475	1,624,194	3.47%	3,419,379	3,384,288	1.04%
Scudder Falls ¹	1,318,656	1,356,928	-2.82%	2,697,557	2,851,907	-5.41%
New Hope - Lambertville	326,814	311,788	4.82%	669,660	653,151	2.53%
Interstate 78	1,764,437	1,614,978	9.25%	3,593,083	3,333,966	7.77%
Easton - Phillipsburg	994,527	946,005	5.13%	2,034,019	1,951,667	4.22%
Portland - Columbia	196,751	191,591	2.69%	407,882	404,569	0.82%
Delaware Water Gap	1,319,668	1,263,057	4.48%	2,673,521	2,566,331	4.18%
Milford - Montague	188,154	181,032	3.93%	381,893	371,916	2.68%
Total	7,789,482	7,489,573	4.00%	15,876,994	15,517,795	2.31%

NOTES:

1 Construction began in June 2017 under contract T-668A for the Scudder Falls Replacement Bridge. In July 2019, SFB became a Toll Bridge. *February and YTD 2019 TSB Traffic is being used for comparison purposes.*

DELAWARE RIVER JOINT TOLL BRIDGE COMMISSION

Meeting of March 30, 2020

STATISTICAL SUMMARY OF EXPENDITURES

There follows reports entitled **“Budget vs Actual”** covering the month of February 2020 and the two months year-to-date (“YTD”) operations of fiscal year 2020 relative to Toll Bridges, Toll Supported Bridges and Administration departments.

Total operating expense plus encumbrance totaled \$6,177,740 for the month of February. For the 2020 fiscal period, total expense plus encumbrances amounted to \$12,894,027, which represents 88.38% of YTD operating budget.

There were no unusual expenses during the month.

Delaware River Joint Toll Bridge Commission
Budget vs Actual
For the Two Months Ending February 29, 2020

TOTAL COMMISSION

	Annual Budget 2020	YTD Budget 2020	Expended For The Month	Expended Year To Date	Encumbered	Remaining Annual Budget
Regular Employee Salaries	\$24,456,320	4,792,452	\$1,917,711	\$4,735,986	\$0	\$19,720,333
Part-Time Employee Wages	297,720	49,328	11,785	29,271	0	268,449
Summer Employee Wages	75,000	0	0	0	0	75,000
Overtime Wages	510,224	108,433	21,839	91,458	0	418,766
Pension Contributions	7,979,210	1,533,151	587,119	1,469,915	0	6,509,294
FICA Contributions	2,029,856	390,364	153,950	381,393	0	1,648,463
Regular Employee Healthcare Benefits	12,895,142	2,115,528	715,868	1,519,068	0	11,376,073
Life Insurance Benefits	245,314	40,494	20,953	42,063	0	203,251
Unemployment Compensation Benefits	44,100	11,025	0	0	0	44,100
Utility Expense	947,789	233,587	83,940	129,919	82,241	735,629
Office Expense	294,973	111,567	13,610	18,547	59,151	217,274
Telecommunication Expense	1,500,450	306,552	118,463	206,628	14,322	1,279,499
Information Technology Expense	731,605	276,072	37,026	64,046	210,997	456,562
Professional Development/Meetings	642,468	122,869	11,389	47,155	12,750	582,563
Vehicle Maintenance Expense and Fuel	465,626	238,393	10,705	26,743	187,753	251,131
Operations Maintenance Expense	1,546,656	677,944	81,732	62,610	307,702	1,176,345
ESS Operating Maintenance Expense	1,415,000	235,833	83,853	172,952	20,840	1,221,208
Commission Expense	21,609	3,602	2,190	2,746	0	18,863
Toll Collection Expense	86,085	41,498	7,863	8,235	28,451	49,400
Uniform Expense	213,016	34,695	13,325	14,794	5,176	193,046
Business Insurance	3,623,007	603,582	301,135	602,269	0	3,020,737
Licenses & Inspections Expense	10,660	3,655	1,279	1,989	0	8,671
Advertising	58,919	7,316	769	1,002	0	57,917
Professional Services	1,582,480	326,254	87,553	226,960	0	1,355,520
State Police Bridge Security	5,984,013	1,047,277	479,972	962,496	0	5,021,517
EZPass Equipment/Maintenance	1,400,000	233,333	91,030	182,061	0	1,217,939
General Contingency	300,000	50,000	0	0	0	300,000
EZPass Operating Expense	6,153,364	994,581	548,215	964,338	0	5,189,026
Total	\$75,510,604	\$14,589,384	\$5,403,274	\$11,964,644	\$929,383	\$62,616,577

Delaware River Joint Toll Bridge Commission
Budget vs Actual
For the Two Months Ending February 29, 2020

ADMINISTRATION*

	Annual Budget 2020	YTD Budget 2020	Expended For The Month	Expended Year To Date	Encumbered	Remaining Annual Budget
OPERATING EXPENSE						
Regular Employee Salaries	\$4,639,385	891,808	\$379,785	\$922,238	\$0	\$3,717,147
Overtime Wages	5,484	914	192	252	0	5,232
Pension Contributions	1,416,685	271,099	103,749	256,462	0	1,160,223
FICA Contributions	355,332	68,333	28,859	70,150	0	285,182
Regular Employee Healthcare Benefits	1,635,482	235,755	93,219	186,851	0	1,448,631
Life Insurance Benefits	44,301	6,991	3,881	7,541	0	36,760
Unemployment Compensation Benefits	44,100	11,025	0	0	0	44,100
Utility Expense	88,000	0	0	0	0	88,000
Office Expense	216,386	87,167	9,534	14,140	47,284	154,962
Telecommunication Expense	152,031	23,583	7,647	13,724	0	138,308
Information Technology Expense	710,000	272,118	37,026	64,046	210,997	434,957
Professional Development/Meetings	135,105	39,669	2,929	38,097	0	97,008
Vehicle Maintenance Expense and Fuel	22,712	2,119	0	0	0	22,712
Operations Maintenance Expense	110,000	2,000	(144)	921	3,686	105,394
Commission Expense	21,609	3,602	2,190	2,746	0	18,863
Uniform Expense	10,000	909	0	0	0	10,000
Business Insurance	163,755	27,040	13,647	27,294	0	136,460
Advertising	58,919	7,316	769	1,002	0	57,917
Professional Services	1,340,480	285,913	78,141	217,548	0	1,122,932
General Contingency	300,000	50,000	0	0	0	300,000
OPERATING EXPENSE SUBTOTAL	\$11,469,767	\$2,287,361	\$761,424	\$1,823,013	\$261,967	\$9,384,787
ADM OPS ALLOCATION						
TES Allocation			10,878	24,618		
ADM OPS ALLOCATION SUBTOTAL			\$10,878	\$24,618		
TOTAL EXPENSES			\$772,302	\$1,847,631		

* Includes Executive, Human Resources, Accounting, EZPass, Purchasing, Information Technology, Community Affairs and Contract/Compliance.

Delaware River Joint Toll Bridge Commission
Budget vs Actual
For the Two Months Ending February 29, 2020

ADMINISTRATION - OPERATIONS*

	Annual Budget 2020	YTD Budget 2020	Expended For The Month	Expended Year To Date	Encumbered	Remaining Annual Budget
OPERATING EXPENSE						
Regular Employee Salaries	\$3,192,062	642,585	\$250,354	\$647,752	\$0	\$2,544,310
Overtime Wages	37,000	6,167	618	4,556	0	32,445
Pension Contributions	1,349,278	259,499	100,996	253,735	0	1,095,543
FICA Contributions	338,425	65,083	25,840	63,989	0	274,436
Regular Employee Healthcare Benefits	1,604,030	267,236	87,468	189,076	0	1,414,953
Life Insurance Benefits	41,893	6,982	3,654	7,253	0	34,640
Office Expense	40,862	6,224	1,225	1,225	1,000	38,637
Telecommunication Expense	144,743	24,124	5,456	7,638	0	137,105
Professional Development/Meetings	477,529	79,498	7,964	8,562	12,750	456,218
Vehicle Maintenance Expense and Fuel	1,000	167	0	0	0	1,000
ESS Operating Maintenance Expense	1,415,000	235,833	83,853	172,952	20,840	1,221,208
Toll Collection Expense	294	49	0	0	0	294
Uniform Expense	23,564	3,927	1,759	1,759	1,276	20,529
Business Insurance	81,441	13,573	7,024	14,048	0	67,393
Professional Services	242,000	40,341	9,412	9,412	0	232,588
OPERATING EXPENSE SUBTOTAL	\$8,989,122	\$1,651,288	\$585,624	\$1,381,958	\$35,866	\$7,571,298
ADM OPS ALLOCATION						
TES Allocation			(82,256)	(186,155)		
Toll Operation Allocation			(58,753)	(141,924)		
Bridge Maint Allocation			(50,097)	(121,929)		
Maint/Toll Allocation			(19,431)	(46,756)		
PSBS Allocation			(267,617)	(610,661)		
ADM OPS ALLOCATION SUBTOTAL			(\$478,155)	(\$1,107,425)		
TOTAL EXPENSES			\$107,469	\$274,532		

* Includes Engineering, Training & Employee Safety, Maintenance/Toll Operation, Public Safety and Bridge Security.

Delaware River Joint Toll Bridge Commission
Budget vs Actual
For the Two Months Ending February 29, 2020

SOUTHERN REGION TOLL BRIDGE

	Annual Budget 2020	YTD Budget 2020	Expended For The Month	Expended Year To Date	Encumbered	Remaining Annual Budget
OPERATING EXPENSE						
Regular Employee Salaries	\$3,841,745	748,395	\$305,909	\$747,319	\$0	\$3,094,426
Part-Time Employee Wages	56,525	10,044	1,336	4,873	0	51,652
Summer Employee Wages	30,174	0	0	0	0	30,174
Overtime Wages	95,424	23,793	2,393	20,998	0	74,426
Pension Contributions	1,200,837	230,938	84,894	213,283	0	987,555
FICA Contributions	307,826	59,197	23,283	58,246	0	249,580
Regular Employee Healthcare Benefits	2,233,063	371,955	123,632	266,429	0	1,966,634
Life Insurance Benefits	37,046	6,174	3,791	6,471	0	30,575
Utility Expense	282,485	67,045	36,369	53,464	22,617	206,404
Office Expense	13,641	3,632	872	872	3,945	8,824
Telecommunication Expense	174,621	51,142	16,932	27,351	14,322	132,948
Information Technology Expense	9,643	1,751	0	0	0	9,643
Professional Development/Meetings	5,926	1,007	14	14	0	5,912
Vehicle Maintenance Expense and Fuel	158,065	92,683	4,433	14,482	66,730	76,854
Operations Maintenance Expense	427,275	192,730	13,379	17,962	93,947	315,366
Toll Collection Expense	21,818	8,450	2,146	2,146	5,166	14,506
Uniform Expense	76,954	13,318	2,364	2,771	555	73,628
Business Insurance	1,058,591	176,432	87,824	175,647	0	882,944
Licenses & Inspections Expense	1,594	1,439	522	522	0	1,072
State Police Bridge Security	1,917,278	335,548	154,272	308,873	0	1,608,405
EZPass Equipment/Maintenance	491,892	81,982	25,607	51,214	0	440,678
EZPass Operating Expense	3,652,027	577,691	319,260	582,566	0	3,069,461
OPERATING EXPENSE SUBTOTAL	\$16,094,449	\$3,055,345	\$1,209,232	\$2,555,504	\$207,281	\$13,331,664
ADM OPS ALLOCATION						
TES Allocation			14,520	32,860		
Toll Operation Allocation			17,626	42,577		
Bridge Maint Allocation			12,524	30,482		
Maint/Toll Allocation			4,275	10,286		
PSBS Allocation			70,391	159,395		
ADM OPS ALLOCATION SUBTOTAL			\$119,336	\$275,600		
TOTAL EXPENSES			\$1,328,568	\$2,831,104		

Delaware River Joint Toll Bridge Commission
Budget vs Actual
For the Two Months Ending February 29, 2020

CENTRAL REGION TOLL BRIDGE

	Annual Budget 2020	YTD Budget 2020	Expended For The Month	Expended Year To Date	Encumbered	Remaining Annual Budget
OPERATING EXPENSE						
Regular Employee Salaries	\$4,296,014	845,181	\$324,004	\$801,637	\$0	\$3,494,377
Part-Time Employee Wages	126,055	21,009	4,602	11,838	0	114,217
Summer Employee Wages	30,759	0	0	0	0	30,759
Overtime Wages	102,372	17,064	4,242	20,800	0	81,573
Pension Contributions	1,341,508	257,982	100,246	251,850	0	1,089,658
FICA Contributions	348,473	67,020	24,954	62,738	0	285,734
Regular Employee Healthcare Benefits	2,421,770	403,387	134,318	288,818	0	2,132,953
Life Insurance Benefits	41,025	6,838	3,540	7,078	0	33,947
Utility Expense	293,205	84,269	20,047	35,037	32,126	226,042
Office Expense	11,708	5,857	664	664	2,456	8,588
Telecommunication Expense	430,767	107,989	35,489	62,622	0	368,145
Information Technology Expense	5,004	1,067	0	0	0	5,004
Professional Development/Meetings	13,442	1,238	385	385	0	13,057
Vehicle Maintenance Expense and Fuel	128,501	76,776	1,681	6,559	55,349	66,594
Operations Maintenance Expense	513,019	255,576	17,675	6,741	79,565	426,713
Toll Collection Expense	29,453	11,602	2,639	2,639	7,099	19,714
Uniform Expense	30,559	4,673	780	1,050	2,526	26,984
Business Insurance	963,223	160,537	79,972	159,943	0	803,279
Licenses & Inspections Expense	3,938	524	429	1,000	0	2,938
State Police Bridge Security	1,609,700	281,717	127,996	257,795	0	1,351,905
EZPass Equipment/Maintenance	416,216	69,369	31,278	62,556	0	353,660
EZPass Operating Expense	1,491,691	248,615	136,563	227,712	0	1,263,979
OPERATING EXPENSE SUBTOTAL	\$14,648,401	\$2,928,292	\$1,051,505	\$2,269,461	\$179,121	\$12,199,818
ADM OPS ALLOCATION						
TES Allocation			18,625	42,150		
Toll Operation Allocation			23,501	56,770		
Bridge Maint Allocation			15,029	36,579		
Maint/Toll Allocation			6,218	14,962		
PSBS Allocation			45,886	103,743		
ADM OPS ALLOCATION SUBTOTAL			\$109,259	\$254,203		
TOTAL EXPENSES			\$1,160,764	\$2,523,664		

Delaware River Joint Toll Bridge Commission
Budget vs Actual
For the Two Months Ending February 29, 2020

NORTHERN REGION TOLL BRIDGE

	Annual Budget 2020	YTD Budget 2020	Expended For The Month	Expended Year To Date	Encumbered	Remaining Annual Budget
OPERATING EXPENSE						
Regular Employee Salaries	\$4,350,545	851,565	\$343,326	\$835,291	\$0	\$3,515,254
Part-Time Employee Wages	104,140	16,441	4,742	11,456	0	92,684
Summer Employee Wages	14,067	0	0	0	0	14,067
Overtime Wages	156,470	35,552	11,418	37,650	0	118,820
Pension Contributions	1,374,640	264,354	101,746	255,620	0	1,119,020
FICA Contributions	353,830	68,046	27,061	66,742	0	287,088
Regular Employee Healthcare Benefits	2,421,770	407,615	134,174	286,970	0	2,134,800
Life Insurance Benefits	41,546	6,924	3,427	7,064	0	34,482
Utility Expense	184,187	63,372	22,363	33,125	27,498	123,565
Office Expense	11,415	8,527	1,142	1,472	4,466	5,477
Telecommunication Expense	352,762	58,794	33,935	57,582	0	295,180
Information Technology Expense	6,958	1,136	0	0	0	6,958
Professional Development/Meetings	4,608	481	98	98	0	4,510
Vehicle Maintenance Expense and Fuel	138,041	61,944	3,927	5,038	56,941	76,062
Operations Maintenance Expense	369,081	184,351	48,936	35,100	114,050	219,931
Toll Collection Expense	34,521	21,397	3,077	3,449	16,187	14,886
Uniform Expense	32,078	4,647	647	1,119	0	30,959
Business Insurance	855,340	142,556	71,025	142,049	0	713,290
Licenses & Inspections Expense	2,689	917	328	467	0	2,222
State Police Bridge Security	1,044,210	182,750	84,022	168,222	0	875,988
EZPass Equipment/Maintenance	491,892	81,982	34,145	68,291	0	423,601
EZPass Operating Expense	1,009,646	168,274	92,392	154,060	0	855,586
OPERATING EXPENSE SUBTOTAL	\$13,354,437	\$2,631,626	\$1,021,932	\$2,170,866	\$219,141	\$10,964,431
ADM OPS ALLOCATION						
TES Allocation			18,871	42,707		
Toll Operation Allocation			17,626	42,577		
Bridge Maint Allocation			12,023	29,263		
Maint/Toll Allocation			4,664	11,221		
PSBS Allocation			68,829	155,614		
ADM OPS ALLOCATION SUBTOTAL			\$122,013	\$281,382		
TOTAL EXPENSES			\$1,143,944	\$2,452,248		

Delaware River Joint Toll Bridge Commission
Budget vs Actual
For the Two Months Ending February 29, 2020

SOUTHERN DIVISION TOLL SUPPORTED BRIDGES

	Annual Budget 2020	YTD Budget 2020	Expended For The Month	Expended Year To Date	Encumbered	Remaining Annual Budget
OPERATING EXPENSE						
Regular Employee Salaries	\$1,977,780	388,866	\$151,339	\$381,997	\$0	\$1,595,783
Part-Time Employee Wages	5,000	833	598	598	0	4,402
Overtime Wages	57,279	15,577	1,182	3,090	0	54,189
Pension Contributions	620,693	119,360	46,607	116,838	0	503,855
FICA Contributions	156,065	30,012	11,542	29,113	0	126,951
Regular Employee Healthcare Benefits	1,258,062	209,551	69,881	146,692	0	1,111,369
Life Insurance Benefits	18,887	3,148	1,058	3,284	0	15,603
Utility Expense	54,397	11,246	3,261	4,847	0	49,550
Telecommunication Expense	64,006	10,668	5,060	10,656	0	53,350
Professional Development/Meetings	3,361	560	0	0	0	3,361
Vehicle Maintenance Expense and Fuel	9,316	3,373	0	0	0	9,316
Operations Maintenance Expense	60,299	21,614	68	68	3,909	56,322
Uniform Expense	21,367	4,183	4,867	5,186	819	15,362
Business Insurance	277,668	46,278	23,094	46,187	0	231,481
Licenses & Inspections Expense	634	527	0	0	0	634
State Police Bridge Security	877,855	153,636	70,636	141,422	0	736,432
OPERATING EXPENSE SUBTOTAL	\$5,462,668	\$1,019,433	\$389,191	\$889,978	\$4,728	\$4,567,962
ADM OPS ALLOCATION						
TES Allocation			9,686	21,921		
Bridge Maint Allocation			5,010	12,193		
Maint/Toll Allocation			2,137	5,143		
PSBS Allocation			43,754	101,640		
ADM OPS ALLOCATION SUBTOTAL			\$60,587	\$140,897		
TOTAL EXPENSES			\$449,778	\$1,030,875		

Delaware River Joint Toll Bridge Commission
Budget vs Actual
For the Two Months Ending February 29, 2020

NORTHERN DIVISION TOLL SUPPORTED BRIDGES

	Annual Budget 2020	YTD Budget 2020	Expended For The Month	Expended Year To Date	Encumbered	Remaining Annual Budget
OPERATING EXPENSE						
Regular Employee Salaries	\$2,158,788	424,052	\$162,992	\$399,752	\$0	\$1,759,036
Part-Time Employee Wages	6,000	1,000	506	506	0	5,494
Overtime Wages	56,194	9,366	1,792	4,114	0	52,081
Pension Contributions	675,569	129,917	48,882	122,127	0	553,442
FICA Contributions	169,905	32,673	12,412	30,414	0	139,491
Regular Employee Healthcare Benefits	1,320,965	220,029	73,175	154,232	0	1,166,733
Life Insurance Benefits	20,616	3,436	1,603	3,373	0	17,243
Utility Expense	45,514	7,655	1,901	3,446	0	42,068
Office Expense	960	160	173	173	0	787
Telecommunication Expense	181,520	30,253	13,945	27,056	0	154,464
Professional Development/Meetings	2,497	416	0	0	0	2,497
Vehicle Maintenance Expense and Fuel	7,991	1,332	663	663	8,734	(1,407)
Operations Maintenance Expense	66,982	21,673	1,819	1,819	12,544	52,619
Uniform Expense	18,493	3,037	2,908	2,908	0	15,585
Business Insurance	222,989	37,164	18,550	37,099	0	185,890
Licenses & Inspections Expense	1,806	247	0	0	0	1,806
State Police Bridge Security	534,971	93,627	43,046	86,184	0	448,787
OPERATING EXPENSE SUBTOTAL	\$5,491,760	\$1,016,038	\$384,367	\$873,865	\$21,278	\$4,596,617
ADM OPS ALLOCATION						
TES Allocation			9,677	21,899		
Bridge Maint Allocation			5,511	13,412		
Maint/Toll Allocation			2,137	5,143		
PSBS Allocation			38,758	90,269		
ADM OPS ALLOCATION SUBTOTAL			\$56,082	\$130,724		
TOTAL EXPENSES			\$440,449	\$1,004,590		

DELAWARE RIVER JOINT TOLL BRIDGE COMMISSION SYSTEM
STATEMENT OF REVENUE AND EXPENSES FOR THE TWO MONTHS ENDED FEBRUARY 29, 2020

	Southern Toll Bridges	Central Toll Bridges	Northern Toll Bridges	Toll Bridges Subtotal	Southern Region TSB	Northern Region TSB	TSB Subtotal	Administration Operation	Administration Administrative	ADM Subtotal	TOTAL 2020	TOTAL 2019
TOLL REVENUE												
Net Toll Revenue	6,000,472	11,522,736	5,714,252	23,237,460	-	-	-	-	-	-	23,237,460	19,295,004
EZPass Fee	235,900	102,408	64,284	402,592	-	-	-	-	-	-	402,592	264,654
Net Violation Fee Income	274,400	209,117	109,685	593,203	-	-	-	-	-	-	593,203	385,678
REVENUE FROM TOLL	\$ 6,510,772	\$ 11,834,261	\$ 5,888,221	\$ 24,233,254	\$ -	\$ -	\$ -	\$ -	\$ -	\$ -	\$ 24,233,254	\$ 19,945,335
OPERATING EXPENSE												
Regular Employee Salaries	747,319	801,637	835,291	2,384,247	381,997	399,752	781,749	647,752	922,238	1,569,990	4,735,986	3,463,356
Part-Time Employee Wages	4,873	11,838	11,456	28,167	598	506	1,104	-	-	-	29,271	16,538
Summer Employee Wages	-	-	-	-	-	-	-	-	-	-	-	-
Overtime Wages	20,998	20,800	37,650	79,447	3,090	4,114	7,203	4,556	252	4,808	91,458	76,975
Pension Contributions	213,283	251,850	255,620	720,753	116,838	122,127	238,965	253,735	256,462	510,197	1,469,915	1,085,975
FICA Contributions	58,246	62,738	66,742	187,726	29,113	30,414	59,527	63,989	70,150	134,139	381,393	281,892
Regular Employee Healthcare Benefits	266,429	288,818	286,970	842,217	146,692	154,232	300,924	189,076	186,851	375,927	1,519,068	1,688,906
Life Insurance Benefits	6,471	7,078	7,064	20,613	3,284	3,373	6,657	7,253	7,541	14,793	42,063	38,772
Unemployment Compensation Benefits	-	-	-	-	-	-	-	-	-	-	-	214
Utility Expense	53,464	35,037	33,125	121,626	4,847	3,446	8,293	-	-	-	129,919	105,947
Office Expense	872	664	1,472	3,008	-	173	173	1,225	14,140	15,366	18,547	15,385
Telecommunication Expense	27,351	62,622	57,582	147,555	10,656	27,056	37,712	7,638	13,724	21,362	206,628	206,315
Information Technology Expense	-	-	-	-	-	-	-	-	64,046	64,046	64,046	60,408
Professional Development/Meetings	14	385	98	497	-	-	-	8,562	38,097	46,658	47,155	49,311
Vehicle Maintenance Expense and Fuel	14,482	6,559	5,038	26,079	-	663	663	-	-	-	26,743	51,667
Operations Maintenance Expense	17,962	6,741	35,100	59,802	68	1,819	1,887	-	921	921	62,610	123,089
ESS Operating Maintenance Expense	-	-	-	-	-	-	-	172,952	-	172,952	172,952	161,692
Commission Expense	-	-	-	-	-	-	-	-	2,746	2,746	2,746	3,099
Toll Collection Expense	2,146	2,639	3,449	8,235	-	-	-	-	-	-	8,235	5,485
Uniform Expense	2,771	1,050	1,119	4,940	5,186	2,908	8,095	1,759	-	1,759	14,794	5,779
Business Insurance	175,647	159,943	142,049	477,640	46,187	37,099	83,286	14,048	27,294	41,343	602,269	518,252
Licenses & Inspections Expense	522	1,000	467	1,989	-	-	-	-	-	-	1,989	1,872
Advertising	-	-	-	-	-	-	-	-	1,002	1,002	1,002	1,386
Professional Services	-	-	-	-	-	-	-	9,412	217,548	226,960	226,960	250,103
State Police Bridge Security	308,873	257,795	168,222	734,890	141,422	86,184	227,606	-	-	-	962,496	907,703
EZPass Equipment/Maintenance	51,214	62,556	68,291	182,061	-	-	-	-	-	-	182,061	158,688
General Contingency	-	-	-	-	-	-	-	-	-	-	-	-
EZPass Operating Expense	582,566	227,712	154,060	964,338	-	-	-	-	-	-	964,338	787,818
TOTAL OP., MAINT., & ADM	\$ 2,555,504	\$ 2,269,461	\$ 2,170,866	\$ 6,995,830	\$ 889,978	\$ 873,865	\$ 1,763,843	\$ 1,381,958	\$ 1,823,013	\$ 3,204,971	\$ 11,964,644	\$ 10,066,628
ADM OPS ALLOCATION												
TES Allocation	32,860	42,150	42,707	117,717	21,921	21,899	43,820	(186,155)	24,618	(161,537)	-	-
Toll Ops Allocation	42,577	56,770	42,577	141,924	-	-	-	(141,924)	-	(141,924)	-	-
Bridge Maint Allocation	30,482	36,579	29,263	96,324	12,193	13,412	25,605	(121,929)	-	(121,929)	-	-
Maint/Toll Allocation	10,286	14,962	11,221	36,470	5,143	5,143	10,286	(46,756)	-	(46,756)	-	-
PSBS Allocation	159,395	103,743	155,614	418,751	101,640	90,269	191,910	(610,661)	-	(610,661)	-	-
TOTAL ADM OPS ALLOCATION	\$ 275,600	\$ 254,203	\$ 281,382	\$ 811,186	\$ 140,897	\$ 130,724	\$ 271,621	\$ (1,107,425)	\$ 24,618	\$ (1,082,807)	\$ -	\$ -
OTHER OPERATING INC/EXP												
Other Operating Income	-	-	-	-	-	-	-	-	6,025	6,025	6,025	5,621
TOTAL OTHER OP INC	\$ -	\$ -	\$ -	\$ -	\$ -	\$ -	\$ -	\$ -	\$ 6,025	\$ 6,025	\$ 6,025	\$ 5,621
NET OPERATING INC	\$ 3,679,669	\$ 9,310,597	\$ 3,435,973	\$ 16,426,238	\$ (1,030,875)	\$ (1,004,590)	\$ (2,035,464)	\$ (274,532)	\$ (1,841,607)	\$ (2,116,139)	\$ 12,274,635	\$ 9,884,328
NON-OPERATING REV/EXP												
Interest Revenue	-	-	-	-	-	-	-	-	-	-	2,249,244	2,244,203
Other Non-Operating Revenue	-	-	-	-	-	-	-	-	-	-	-	21,317
Interest Expense	-	-	-	-	-	-	-	-	-	-	(4,338,987)	(4,976,585)
Depreciation Expense	-	-	-	-	-	-	-	-	-	-	-	-
TOTAL NON-OPS REV/EXP											\$ (2,089,743)	\$ (2,711,066)
CHANGE IN NET ASSETS											\$ 10,184,891	\$ 7,173,263

DELAWARE RIVER JOINT TOLL BRIDGE COMMISSION

Meeting of March 30, 2020

ADMINISTRATION

The following Pages reflect the reports on those items assigned to the Administration Department. Each item is reported separately and page numbered accordingly.

DELAWARE RIVER JOINT TOLL BRIDGE COMMISSION

Meeting of March 30, 2020

PURCHASING REPORT INDEX

MONTH OF FEBRUARY 2020

SUBJECT	DESCRIPTION	PAGE NUMBER
Purchasing	Monthly Purchasing Report Covering the Month of February, 2020	1-6

DELAWARE RIVER JOINT TOLL BRIDGE COMMISSION

Meeting of March 30, 2020

MONTHLY PURCHASING REPORT

Month of February 2020

This report itemizes all orders for purchases made for the month of February, 2020, showing the divisions chargeable for the expense and the source of authority for issuance of the Purchase Order. This authority is broken into three categories:

- (1) By authority of the Commission
- (2) By authority of the Executive Director or his designate
- (3) By authority of the Director

The purchasing activities for the month of February 2020, culminated in the preparation and placement of 92 purchase orders in the total amount of \$949,624.68. For (2) of these purchases, (6) price inquiries were sent out for an average of (3) inquiries per Order (6/2=3.0).

Procurements of over \$5,000.00 during the period of February 2020 are shown below:

- 13 Purchase Orders were issued, in the total amount of \$274,488.86 for liquid fuel needs of the Commission;
- Five (5) Purchase Orders were issued, in the total amount of \$241,674.01 for roadway salt for Commission Facilities;
- One (1) Purchase Order was issued, in the total amount of \$81,489.60 for ADP Workforce and E-Time Software;
- One (1) Purchase Order was let, in the total amount of \$44,562.04 for the lease of 32 multi-functional copiers;
- A Purchase Order was issued, in the total amount of \$35,290.74 for armored truck services for seven (7) locations for 2020.

In addition to the practices employed incidental to purchase of materials, etc., from vendors on a direct basis, the Commission also purchases via direct utilization of the purchasing processes of the State of New Jersey, the Commonwealth of Pennsylvania and other joint purchasing arrangements.

**DELAWARE RIVER JOINT TOLL BRIDGE COMMISSION
REPORT OF PURCHASING ACTIVITIES**

February 2020

PO Number	Vendor Name	General Description	Req Dept	Contract/Resolution/ Comment	** BY AUTHORITY OF **		
					Commission	Director of Purchasing	Director
20200015	GRAINGER	AA&AAA BATTERIES	EP	OMNIA 0808138556		143.88	
20200016	PITNEY BOWES	POSTAGE METER RENTAL AB@SF	AB SF			820.00	
20200017	STARR UNIFORM	CLOTHING: TOLL	TM	COSTARS 12		488.22	
20200018	STARR UNIFORM	CLOTHING: OFFICER	I78	COSTARS 12		2,525.56	
20200019	TRAMMEL TESTINGS, INC.	ANNUAL FUEL TANK TEST	I78			600.00	
20200020	TRAMMEL TESTINGS, INC.	ANNUAL FUEL TANK TESTING	EP			620.00	
20200021	SCHNEIDER ELECTRIC BUILDING AMERICAS, INC. CAPITAL RESERVE	I78 GARAGE AUTO OPENER	ESS	4075-12-18	34,000.00		
20200022	BINSKY SERVICE	HVAC SERVICES	TM			609.00	
20200023	BINSKY SERVICE	HOT WATER HTR REPAIR	NHL			2,316.71	
20200024	BINSKY SERVICE	HVAC SERVICES	AB SF			675.00	
20200025	ASSOCIATED IMAGING SOLUTIONS	PRIAPPS PRINT MGMT. SOFTWARE	IT			4,581.20	
20200026	COMCAST CABLE	TV SERVICE - BM/AET BLDG.	SFT			1,000.00	
20200027	COMCAST CABLE	TV SERVICE - AB@SF	AB SF			3,600.00	
20200028	STARR UNIFORM	CLOTHING: PSBS UNIFORM	ESS	COSTARS 12		129.95	
20200029	STARR UNIFORM	CLOTHING: PSBS UNIFORM	ESS	COSTARS 12		132.57	
20200030	STARR UNIFORM	CLOTHING: PSBS UNIFORM	ESS	COSTARS 12		44.19	
20200031	STARR UNIFORM	CLOTHING: PSBS UNIFORM	ESS	COSTARS 12		50.00	
20200032	STARR UNIFORM	CLOTHING: PSBS UNIFORM	ESS	COSTARS 12		132.50	
20200033	SIGNAL SERVICE INC	WC-TSB REMOTE SIGNAL SYSTEM	SDTS	COSTARS 40		6,255.00	
20200034	RAVE MOBILE SAFETY	ESS- MASS NOTIFICATION SYSTEM	ESS			7,750.00	
20200035	GARDA CL ATLANTIC, INC	ARMORED TRUCK SVCS-7 SITES	MULTI			35,290.74	

**DELAWARE RIVER JOINT TOLL BRIDGE COMMISSION
REPORT OF PURCHASING ACTIVITIES**

February 2020

PO Number	Vendor Name	General Description	Req Dept	Contract/Resolution/ Comment	** BY AUTHORITY OF **		Director
					Commission	Director of Purchasing	
20200036	STARR UNIFORM	CLOTHING: PSBS UNIFORM	ESS	COSTARS 12		515.68	
20200037	STARR UNIFORM	CLOTHING: PSBS UNIFORM	ESS	COSTARS 12		314.01	
20200038	STARR UNIFORM	CLOTHING: PSBS UNIFORM	ESS	COSTARS 12		2,566.50	
20200039	STARR UNIFORM	CLOTHING: PSBS UNIFORM	ESS	COSTARS 12		636.00	
20200040	PK SPECTRUM, LLC	AERON CHAIRS @ NHL	NHL	US COM 4400003403		1,471.50	
20200041	GRAINGER	CORDLESS BACKPACK VACUUMS	TM	OMNIA 08081838556		660.67	
20200042	INFOSTORE RECORDS MANAGEMENT	OFF-SITE RECORD SVCS-2020	ENG			1,000.00	
20200043	BINSKY SERVICE	HVAC SERVICE	NHL			606.00	
20200044	EASTERN SOLAR GLASS CAPITAL RESERVE	WINDOW FROSTING INSTALLATION	AB SF	4074-12-18	1,565.00		
20200045	OFFICE BASICS	JANITORIAL SUPPLIES AB@SF	AB SF			123.16	
20200046	STARR UNIFORM	RAIN GEARS FOR MAINTENANCE	TM	COSTARS 12		2,255.70	
20200047	SUBURBAN PROPANE	LIQUID FUELS-2020-PC	PC	PA 4400011997		29,770.00	
20200048	SUBURBAN PROPANE	LIQUID FUELS-2020-DWG	DWG	PA 4400011997		28,660.00	
20200049	SUBURBAN PROPANE	LIQUID FUELS-2020-MM	MM	PA 4400011997		25,340.01	
20200050	CDW-G	NETWORK MONITORING/MGT.	IT	COSTARS 6		22,680.00	
20200051	SCHNEIDER ELECTRIC BUILDING AMERICAS, INC. CAPITAL RESERVE	AB@SF DOOR 139 ADD-CARD ACCESS	ESS	4075-12-18	7,500.00		
20200052	BERGEY'S TIRE	VEHICLE TIRES	I78	PA 4400015997		1,172.60	
20200053	SUBURBAN PROPANE	LIQUID FUELS-2020-I78	I78	PA4400011997		68,345.25	
20200054	SUBURBAN PROPANE	UNLEADED GASOLINE	EP	PA4400011997		22,451.10	
20200055	SUBURBAN PROPANE	ON-ROAD DIESEL	EP	PA4400011997		11,000.00	
20200056	ADP, LLC	ADP WORKFORCE & ETIME SFTWRE	IT	NIPA R141901		81,489.60	

**DELAWARE RIVER JOINT TOLL BRIDGE COMMISSION
REPORT OF PURCHASING ACTIVITIES**

February 2020

PO Number	Vendor Name	General Description	Req Dept	Contract/Resolution/ Comment	** BY AUTHORITY OF **		Director
					Commission	Director of Purchasing	
20200057	ADP, LLC	ADP HR SOFTWARE AS A SVC RENEW	IT	NIPA R141901		4,800.00	
20200058	DE LAGE LANDEN FINANCIAL SERV	32 MFP COPIERS LEASE	MULTI	COSTARS 1		44,562.04	
20200059	SANDATA TECHNOLOGIES	ADP ETIME PHONE SOTWRE RENEWAL	IT	NIPA R141901		2,780.04	
20200060	BINSKY SERVICE	HVAC SERVICES	NHL			2,804.86	
20200061	Y-PERS	CLEANING RAGS	TM			762.75	
20200062	WINTER EQUIPMENT	SNOW PLOW PARTS	TM			3,364.00	
20200063	SUBURBAN PROPANE	ON ROAD DIESEL-2020 TM	TM	PA 4400012774		17,710.00	
20200064	SUBURBAN PROPANE	HEATING OIL-2020 TM	TM	PA 4400012774		21,375.00	
20200065	SUBURBAN PROPANE	HEATING OIL-2020 NHL	NHL	PA 4400012774		3,037.50	
20200066	ASSOCIATED IMAGING SOLUTIONS	COPY CHARGES-2020	PUR	COSTARS 1		20,362.40	
20200067	STARR UNIFORM	CLOTHING: PSBS UNIFORM	ESS	COSTARS 12		2,360.37	
20200068	STARR UNIFORM	CLOTHING: ESS	ESS	COSTARS 12		1,276.39	
20200069	BINSKY SERVICE	EMERGENCY BOILER REPAIR	DWG			1,690.00	
20200070	SEVEN WRAPS	WRAPPING OF 2011 FORD ESCAPE	PSBS		1,450.00		
20200071	CROWN CASTLE	SOLEBURY TOWER ANNUAL LEASE	NHL			14,322.15	
20200072	OFFICE BASICS	JANITORIAL SUPPLIES AB@SF	AB SF			931.76	
20200073	SYMPRO	TREASURY MGT. SOFTWARE RENEWAL	IT			16,711.02	
20200074	PROFESSIONAL SERVICES, INC	TELEPHONE SERVICE CONTRACTS -	IT			1,037.92	
20200075	SUBURBAN PROPANE	LIQUID FUELS-GAS 2020 TM	TM	PA 4400012774		17,850.00	
20200076	SUBURBAN PROPANE	LIQUID FUELS-GASOLINE 2020 AB@	SFT	PA 4400012774		8,400.00	
20200077	SUBURBAN PROPANE	LIQUID FUELS-GAS 2020 NHL	NHL	PA 4400012774		7,350.00	

**DELAWARE RIVER JOINT TOLL BRIDGE COMMISSION
REPORT OF PURCHASING ACTIVITIES**

February 2020

PO Number	Vendor Name	General Description	Req Dept	Contract/Resolution/ Comment	** BY AUTHORITY OF **		
					Commission	Director of Purchasing	Director
20200078	SUBURBAN PROPANE	LIQUID FUELS-DIESEL 2020 NHL	NHL	PA 4400012774		13,200.00	
20200079	LIBERTY ELEVATOR EXPERTS	ELEVATOR INSPECTIONS	AB SF			7,650.00	
20200080	STARR UNIFORM	CLOTHING: PSBS UNIFORM	ESS	COSTARS 12		1,807.20	
20200081	STARR UNIFORM	CLOTHING: PSBS UNIFORM	ESS	COSTARS 12		2,190.00	
20200082	STARR UNIFORM	CLOTHING: PSBS UNIFORM	ESS	COSTARS 12		119.60	
20200083	STARR UNIFORM	CLOTHING: PSBS UNIFORM	ESS	COSTARS 12		818.88	
20200084	MOTOROLA INC. CAPITAL RESERVE	TRAVEL CHARGERS RADIO UPGRADE	ESS	NJ T-0109	3,648.00		
20200085	MOTOROLA INC. CAPITAL RESERVE	RADIO CHARGERS, ETC.	ESS	NJ T-0109	8,277.17		
20200086	MOTOROLA INC. CAPITAL RESERVE	RADIO CHARGERS, ETC.	ESS	NJ T-0109	268.28		
20200087	SCHNEIDER ELECTRIC BUILDING AMERICAS, INC. CAPITAL RESERVE	AB@SF DOOR 139 ADD-CARD ACCESS	ESS	4075-12-18	10,850.00		
20200088	HARTFORD STEAM BOILER INSPECTION AND INSURANCE CO.	BOILER INSPECTIONS	AB SF			5,000.00	
20200089	CDW-G	TELEVISIONS	EP	COSTARS 3		2,671.01	
20200090	MORTON SALT INC.	ROADWAY SALT-EP	EP	NJ T-0213		50,176.00	
20200091	MORTON SALT INC.	ROADWAY SALT-PC	PC	NJ T-0213		61,750.00	
20200092	MORTON SALT INC.	ROADWAY SALT-MM	MM	NJ T-0213		46,389.00	
20200093	GRAINGER	RACK/SHELVING/SMALL TOOLS	I78	NJ M-0002		5,749.70	
20200094	GRAINGER	UNDERGROUND ENCLOSURE	DWG	NJ M-0002		612.76	
20200095	GRANTURK EQUIPMENT CO INC	AUTO REPAIR / SUPPLIES	TM			329.92	
20200096	MONTAGE ENTERPRISES	2020 FLAIL MOWER PARTS	I78			1,563.74	

**DELAWARE RIVER JOINT TOLL BRIDGE COMMISSION
REPORT OF PURCHASING ACTIVITIES**

February 2020

PO Number	Vendor Name	General Description	Req Dept	Contract/Resolution/ Comment	** BY AUTHORITY OF **		
					Commission	Director of Purchasing	Director
20200097	MORTON SALT INC.	ROADWAY SALT- TM	TM	NJ T-0213		50,308.29	
20200098	MORTON SALT INC.	ROADWAY SALT- NHL	NHL	NJ T-0213		33,050.72	
20200099	FROMM ELECTRIC SUPPLY	ELEC SUPPLIES ROADWAY LIGHTING	I78	COSTARS 8		2,365.54	
20200100	GEORGE ALLEN WASTEWATER	SEPTIC TANK PUMPING	NHL			310.00	
20200101	STARR UNIFORM	UNIFORM PANTS-LTS	NHL	COSTARS 12		752.52	
20200102	J. FLETCHER CREAMER & SONS , INC	GUIDE RAIL REPAIR/REPLACE	I78	TTS-723A	15,225.00		
20200103	J. FLETCHER CREAMER & SONS , INC	GUIDE RAIL REPAIR/REPLACE	EP	TTS-723A	10,800.00		
20200104	SCHAEDLER YESCO DISTRIBUTION	LIGHT POLE REPLACEMENT-PC	PC	COSTARS 33		3,194.78	
20200105	SCHAEDLER YESCO DISTRIBUTION	LIGHT POLE REPLACEMENT-DWG	DWG	COSTARS 33		3,194.78	
20200106	HILLTOP SALES & SERVICE, INC.	2020 TRACTOR MOWER PARTS ORDER	I78			526.29	
Purchase Order Count: 92				AUTHORITY TOTALS:	\$93,583.45	\$856,041.23	\$0.00
				GRAND TOTAL:	\$949,624.68		

Delaware River Joint Toll Bridge Commission
Meeting of March 30, 2020

**E-ZPASS REPORT
CUSTOMER SERVICE CENTER/VIOLATIONS PROCESSING CENTER (CSC/VPC)
OPERATIONS REPORT FOR THE E-ZPASS SYSTEM
FEBRUARY 2020**

SUBJECT	DESCRIPTION	PAGE NUMBER
E-ZPass CSC/VPC Operations Report	E-ZPass CSC/VPC Operations Report February	1-4

Delaware River Joint Toll Bridge Commission
Meeting of March 30, 2020

**E-ZPASS REPORT
CUSTOMER SERVICE CENTER/VIOLATIONS PROCESSING CENTER (CSC/VPC)
OPERATIONS REPORT FOR THE E-ZPASS SYSTEM
FEBRUARY 2020**

E-ZPass Account and Transponder Information as reported by Conduent State and Local
Solutions, Inc. (CSC/VPC Provider)

Total Number of Migrated DRJTBC and NJ CSC E-ZPass Accounts

Migrated Business Accounts	Migrated Private Accounts	Total Number of Migrated Accounts	Total Number of NJ CSC Active Accounts
1,654	77,339	78,993	3,168,669

Total Number of Migrated DRJTBC (029) Transponders and NJ CSC E-ZPass Transponders

Migrated Business Account Transponders	Migrated Private Account Transponders	Total Number of Migrated Transponders	Total Number of NJ CSC Active Transponders
9,228	131,323	140,551	5,422,253

The Commission will be able to identify 78,993 migrated accounts through a prefix account number (60000). This number will precede the 4-digit account assigned to these accounts. The prefix number was provided in order for the Commission to identify all migrated E-ZPass accounts.

Delaware River Joint Toll Bridge Commission
Meeting of March 30, 2020

**E-ZPASS REPORT
CUSTOMER SERVICE CENTER/VIOLATIONS PROCESSING CENTER (CSC/VPC)
OPERATIONS REPORT FOR THE E-ZPASS SYSTEM
FEBRUARY 2020**

E-ZPass Department Call Activity	Total Calls for February
<i>CSC/VPC Inquiries</i>	
Account Modification Requests	169
Violation Notification Inquires	133
SFB Inquiries (commuter discount/toll by plate)	98
<i>General Commission Inquiries</i>	
Calls referred to Other Departments (H.R., Eng., ESS)	20
<i>Web-Inquiries</i>	
Account Updates	10
Violations	5
Disputes	5
TOTAL NUMBER OF CALLS	440

E-ZPass account modification requests and violation inquiries represent an increase in calls for February.

SCUDDER FALLS BRIDGE	TOLL-BY-PLATE BILLS AND VIOLATION NOTICES MAILED IN FEBRUARY
TOLL BILL A'S	27,537
TOLL BILL B'S	12,752
LEVEL 1 VIOLATIONS	10,788
LEVEL 2 VIOLATIONS	12,543

E-ZPASS REPORT
CUSTOMER SERVICE CENTER/VIOLATIONS PROCESSING CENTER (CSC/VPC)
OPERATIONS REPORT FOR THE E-ZPASS SYSTEM
FEBRUARY 2020

CSC/VPC Post-Migration Collection Update:

As a result of post-migration collection efforts from May 2014 – February 2020, New Jersey E-ZPass reports \$4,368,642.50 collected in tolls and \$15,759,212.67 collected in fees.

Collection Account Updates:

CRST Lincoln Sales - August Settlement: DRJTBC received payment in the amount of \$43,188.15 for violation transactions from February 2016 through July 2019. The full outstanding toll in the amount of \$14,428.15 was paid. Conduent receives a percentage share of the administrative fee. Therefore, DRJTBC received payment for the fees in the amount of \$19,185.00. Commission counsel filed a civil complaint for the outstanding amount. General Counsel for CRST International, Inc. and Commission counsel representing Florio Perucci Steinhardt & Capelli negotiated payment for the entire outstanding amount.

Transcom - August Settlement: DRJTBC received payment in the amount of \$5,000.00 representing outstanding tolls from April 2014-October 2018. Commission counsel filed a civil complaint for the outstanding amount. Counsel for Transcom and Commission counsel representing Florio Perucci Steinhardt & Capelli negotiated payment.

JCV Trucking - September Settlement: DRJTBC will receive payment in the amount of \$100,050.00 representing outstanding tolls and a portion of fees for violation transactions from 2014-2018. The full outstanding toll in the amount of \$67,098 will be paid. \$32,952.00 will be applied to \$143,010.00 in outstanding fees. Commission counsel filed a civil lawsuit for the outstanding amounts. A hearing in Federal Bankruptcy Court was scheduled on September 24th which resulted in JCV's Chapter 11 Reorganization Plan and Disclosure Statement. Monthly payments will be paid in the amount of \$1,334.00 over 75 months.

TMT Trucking: On 12/19/19, DRJTBC was awarded \$40,000.00 during an arbitration hearing. The defendant as well as the Commission has 30 days to appeal the verdict. The Commission nor the defendant has appealed the verdict. The current outstanding amount owed to the Commission in tolls is \$19,584.00 and \$31,290.00 in fees.

Jhonatan Trucking: Currently owe \$13,013.00 in tolls and \$53,490.00 in fees. A proof hearing has been rescheduled for 4/9/20 in order to allow the defendant to present their case.

**E-Z PASS REPORT
CUSTOMER SERVICE CENTER/VIOLATIONS PROCESSING CENTER (CSC/VPC)
OPERATIONS REPORT FOR THE E-ZPASS SYSTEM
FEBRUARY 2020**

Violation Camera Monitoring:

The E-ZPass Department in tandem with TransCore's Field Service Technicians (FSTs) monitor vehicle license plate images in the Southern, Central and Northern Regions through the Commission's Violation Enforcement System (VES).

**IAG, New Jersey Turnpike Authority (NJTA) and Electronic Toll Collection System (ETC)
Meetings and Workshops**

Continue to represent the Commission at the following committees, meetings and workshops:

1. IAG Reciprocity Committee
2. IAG Public Relations & Marketing Committee
3. IAG Legal Committee
4. IAG Rental/Fleet Car Subgroup Committee
5. New Jersey Turnpike Authority Project Status Meetings
6. New Jersey Customer Service Center Requirements Meetings

DELAWARE RIVER JOINT TOLL BRIDGE COMMISSION
Meeting of March 30, 2020

ELECTRONIC TOLL COLLECTION PROGRAM

MONTH OF FEBRUARY 2020

SUBJECT	DESCRIPTION	PAGE NUMBER
ETC PROGRAM	Electronic Toll Collection Program Report	1

DELAWARE RIVER JOINT TOLL BRIDGE COMMISSION
Meeting of March 30, 2020

ELECTRONIC TOLL COLLECTION PROGRAM
MONTH OF FEBRUARY 2020

The following items were recently initiated, accomplished or performed during the above noted month:

Activities for the In-Lane Toll System

1. Commission staff is working with TransCore to relocate the system-wide toll host from Morrisville to data center at the Administration Building at Scudder Falls. TransCore released a new software build for the toll system.
2. Kapsch is completing a review of all transponder readers used at all Commission toll plazas. After completing the review, a list of recommended tuning adjustments will be presented for our consideration and implementation.
3. Commission Staff and TransCore meet monthly to review and discuss system operational and maintenance items. A weekly call also takes place to briefly review system maintenance items for the week.

Activities for the E-ZPass Customer Service Center/Violation Processing Center

1. The new NJ Customer Service Center (CSC) is live and transactions for the Scudder Falls Bridge are being processed. The New Jersey Turnpike Authority (NJTA), as the lead agency, is facilitating all meetings with the other agencies and Conduent to manage the implementation of outstanding system elements.
2. Commission staff is working with Conduent on the installation of a communication circuit into the data room at the Scudder Falls Administration Building. The circuit will connect to the relocated toll host, once it is moved to the data center.

General Electronic Toll Collection Program Activities

1. Mr. Stracciolini participated in the IAG E-ZPass Executive Management Committee meeting and Policy Committee meetings.
2. Mr. Stracciolini is participating in the IAG's Tag Only Procurement negotiation team, Non-toll Business Opportunity Task Force and Protocol Planning Working Group.

**Delaware River Joint Toll Bridge
Commission Meeting of March 30, 2020
CONTRACT COMPLIANCE REPORT INDEX**

Month of February 2020

SUBJECT	DESCRIPTION	PAGE NUMBER
Contract Compliance Program Operations Report	Operations Report February 2020	1-17

Delaware River Joint Toll Bridge Commission
Meeting of March 30, 2020

TABLE OF CONTENTS

	<u>PAGE</u>
IBE Program Overview	3
Compliance Score Rankings Overview	4
 <u>IBE PROGRAM</u> 	
Professional Services & Construction Contractors Payments & Workforce Utilization Pie Chart Summaries <i>(Active & Completed Contracts)</i>	5 - 6
<i>Reference: Active Professional Projects Payments Detail and Score Rankings</i>	7
<i>Reference: Completed Professional Projects Payments Detail and Score Rankings</i>	8
<i>Reference: Active Construction Projects Payment Detail and Workforce Utilization Score Rankings</i>	9 - 10
<i>Reference: Completed Construction Projects Payment Detail and Workforce Utilization Score Rankings</i>	11 - 13
 <u>MWSBE Program</u> 	
<i>MWSBE: Minority (7%), Women (3%), and Small Business (25%) Enterprise Program Overview</i>	14
MWSBE Program Commitments for Professional and Construction <i>(Active & Completed Pie Charts)</i>	15
MWSBE Professional & Construction Projects Final Commitments	16 - 17

**Delaware River Joint Toll Bridge
Commission Meeting of March 30, 2020**

IBE PROGRAM OVERVIEW

The Delaware River Joint Toll Bridge Commission (Commission) established an IBE Program (MBE/WBE/SBE/DBE/DsBE/VBE) with a target of 25% for all Professional Services and Construction Contracts awarded by the Commission effective July 1, 2014. To date, the Commission has awarded (63) contracts with the IBE Program requirements. Currently, there are **(38) active** projects and **(25) completed** projects.

IBE Program Requirements

The Commission began using Elation Systems effective January 2017, as the online system for Payment Verification and Certified Payroll Reporting (CPR). All contracts awarded by the Commission to a Prime Consultant/Prime Contractor and their Subconsultants and Subcontractors use this service free of charge. Online training is available to vendors on how to use Elation Systems. The Contract Compliance Department and Elation Support Staff are available to assist all users.

The Contract Compliance Department (CCD) monitors, posts and reports data in regards to all payments. The CCD also reviews all Certified Payrolls submitted into Elation Systems.

The following are all mandatory requirements:

Company On-Line Registration:

- i. All Primes must register their company and activate an account in Elation Systems; *and*
- ii. All Primes must also ensure that all Subconsultants and Subcontractors register their company and activate an account in Elation Systems.

Payment Verification:

- i. Prime Contractors must post all payments to their Subconsultants and/or Subcontractors in Elation Systems; *and*
- ii. Prime Contractors and their Subconsultants and/or Subcontractors must confirm all payments received in Elation Systems.

Certified Payroll Reporting:

- i. All Prime Contractors are responsible for assigning someone from their staff with the responsibility to review, approve, and upload their CPR(s) on a weekly basis into Elation Systems; *and*
- ii. All Prime Contractors must also ensure that their Subcontractors upload their CPR(s) on a weekly basis into Elation Systems.

Prime Consultants / Contractors IBE Target performance will be displayed / available on the Commission's public website.

**Delaware River Joint Toll Bridge
Commission Meeting of March 30, 2020**

**Contract Compliance Department
Compliance Score Rankings Overview**

The Commission through its Contract Compliance Department has instituted a Compliance Score Ranking that will be included in the Monthly Contract Compliance Report for all Professional Services and Construction Projects.

The Compliance Score Ranking is an ongoing summary of data presented on Active and Completed contracts, which includes the tracking of payments from Prime Consultants and Contractors to IBE Subconsultants and Subcontractors, and the Prime Contractors Workforce Utilization. The Scores will illustrate the progress and participation to meet the Targets by Prime Consultants and Contractors as part of the IBE program.

The complete and timely reporting of payments and certified payrolls to the Elation Systems by the Prime Consultants and Prime Contractors, and their Subconsultants and Subcontractors, will assist the Prime Consultant and Prime Contractor in tracking the data to meet their targets.

Accordingly, each Prime will also be given a final grade at the completion of each project. Additionally, the data will be uploaded onto the Commission's public website on a monthly basis. ***The Score(s) are factored using the following criteria:***

IBE PAYMENTS

The payments by the Prime Consultant / Contractor to each of their IBE Subconsultants / Subcontractors will be calculated based on the criteria set by the Commission's 25% IBE Target.

WORKFORCE UTILIZATION

Workforce utilization contains 2 levels of scoring and documents the hourly employee utilization by workforce type, ethnicity and gender.

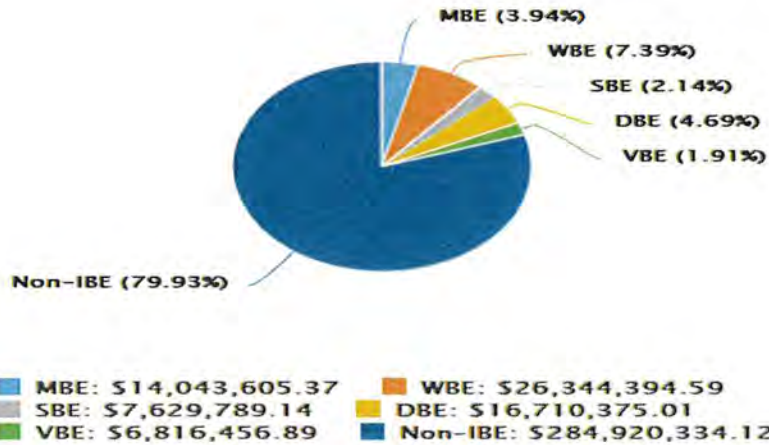
IBE Payments Legend		Workforce Utilization Legend		
Score Rankings	IBE Commitment Participation	Score Rankings	Workforce Commitment Participation	Ethnicity & Gender Participation
A+	45% & above	A+	30% & above	25% & above
A	35% to 44.9%	A	25% to 29.9%	15% to 24.9%
B+	30% to 34.9%	B+	20% to 24.9%	over 15%
B	25% to 29.9%	B	15% to 19.9%	10% to 14.9%
C+	20% to 24.9%	C+	10% to 14.9%	over 10%
C	15% to 19.9%	C	10% to 14.9%	7.5% to 9.9%
D+	10% to 14.9%	D+	5% to 9.9%	over 7.5%
D	5% to 9.9%	D	5% to 9.9%	5% to 7.4%
F	4.9% & below	F	4.9% & below	4.9% & below

ACTIVE PROJECTS

Current IBE Status: 20.07%

Total Payments to Prime: \$356,478,258.17

Total Payments to IBEs: \$71,544,621.00



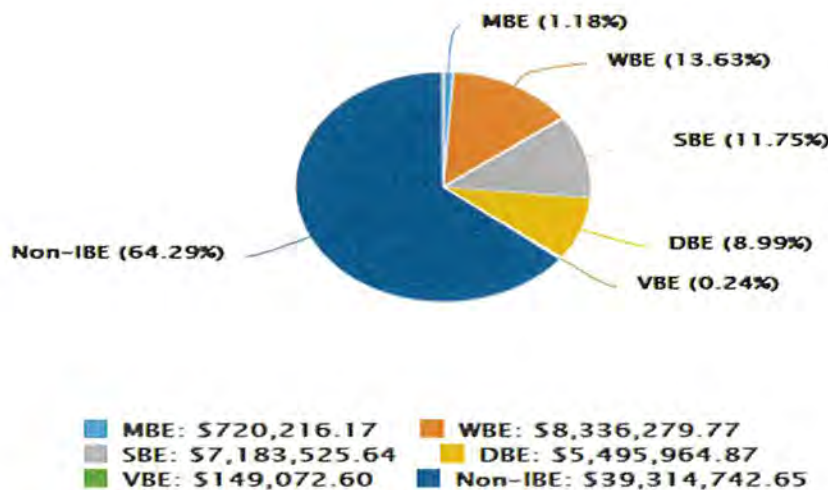
COMPLETED PROJECTS

Final IBE Status: 35.71%

Total Prime Awarded Contract Values: \$61,859,837.35

Total Final Payments to Prime: \$61,199,801.60

Total Final Payments to IBEs: \$21,855,059.05

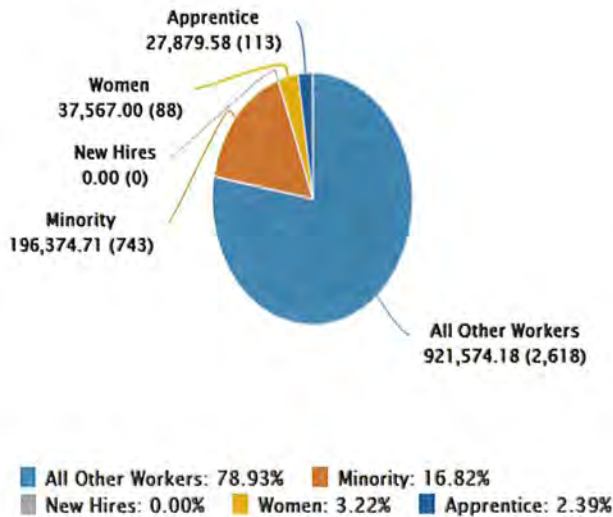


Active Prime Contractors & Subcontractors Workforce Utilization by Hours, Workers & Ethnicity

Worker Categories

Hours, Workers & Percent

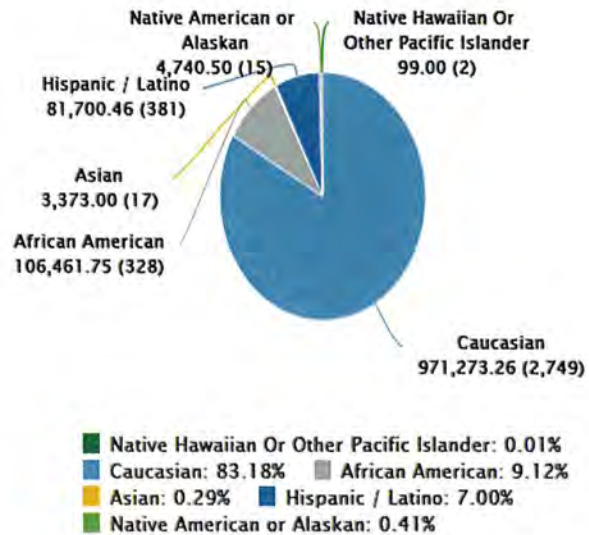
Total Hours Worked: 1,167,647.97



Ethnicity Categories

Hours, Workers & Percent

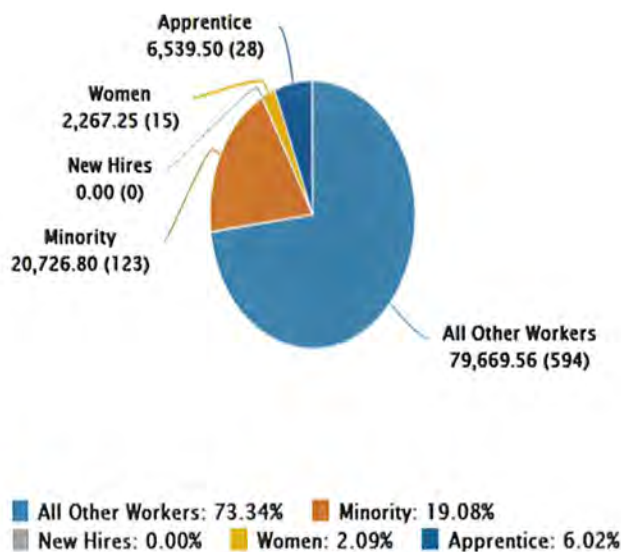
Total Number of Workers: 3,482



Completed Prime Contractors & Subcontractors Workforce Utilization by Hours, Workers & Ethnicity

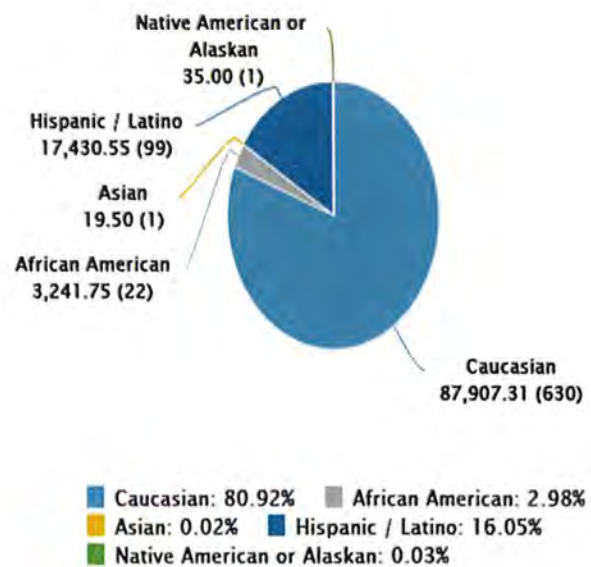
Worker Categories

Total Hours Worked: 108,634.11



Ethnicity Categories

Total Number of Workers: 753



Active Professional Services Projects Payments Detail Report

Date: From 07/01/2014 To 02/29/2020

IBE Payments Legend	
Score Rankings	IBE Commitment Participation
A+	45% & above
A	35% to 44.9%
B+	30% to 34.9%
B	25% to 29.9%
C+	20% to 24.9%
C	15% to 19.9%
D+	10% to 14.9%
D	5% to 9.9%
F	4.9% & below

	Contract Value	Prime P / T / D	IBE P / T / D	IBE Actual	Score
All Professional and Construction Projects Totals	\$ 570,130,034.57	\$ 356,478,258.17	\$ 715,356,333.15	20.07%	C-
All Professional Services Projects Totals	\$ 100,897,384.42	\$ 62,457,843.48	\$ 15,684,703.81	25.11%	B

	Prime Consultants	IBE Firm	Project Title	Contract Value	Prime P / T / D	IBE P / T / D	IBE Actual	Score
1	Gannett Fleming Inc. - Camp Hill, PA		C-519A GANNETT - Southern Operations & Maintenance Facilities Improvements	\$ 4,848,884.63	\$ 855,522.54	\$ 117,644.90	13.75%	D+
2	Gannett Fleming Inc. - Camp Hill, PA		C-644A GANNETT - I-78 Bridges & Approach Slab Rehabilitation	\$ 651,157.49	\$ 600,565.63	\$ 42,925.47	7.15%	D
3	Joseph Jingoli & Son, Inc.		C-657A JINGOLI - TOA / Building Construction Management Services - PA Assignment Level 3 Toll Bridge Facilities Energy Contract	\$ 297,447.93	\$ 297,447.96	\$ 13,380.00	4.50%	F
4	Michael Baker International, Inc.		C-660A BAKER - SFB Replacement Project Final Design Services	\$ 33,626,658.74	\$ 31,421,585.85	\$ 6,405,289.99	20.39%	C+
5	McCormick Taylor, Inc.		C-662A McCORMICK - SFB Replacement Public Involvement Services	\$ 1,800,016.87	\$ 1,234,523.04	\$ 353,365.65	28.62%	B
6	Cherry, Weber & Associates, P.C.		C-684A-(1) -2 CHERRY -General Engineering Services 2015-2018 Annual Inspections, now D/B/A Van Cleef Engineering Associates, LLC)	\$ 1,260,000.00	\$ 983,886.75	\$ 217,016.14	22.06%	C+
7	Johnson, Mirmiran and Thompson, Inc.		C-696A JMT - TOA / Engineering Services - PA Assignment	\$ 436,347.22	\$ 436,347.22	\$ 91,400.98	20.95%	C+
8	French & Parrello Associates (IBE Prime)	VBE	C-696B FRENCH - TOA / Engineering Services - NJ Assignment	\$ 500,000.00	\$ 139,135.60	\$ 139,135.60	100.00%	A+
9	Rummel, Klepper and Kahl, LLP		C-701A RK&K - TOA / Engineering Services for Electronic Toll Collection Systems	\$ 500,000.00	\$ 461,377.87	\$ 91,464.15	19.82%	C
10	IH Engineers, P.C. (IBE Prime)	MBE	C-702B IH ENGS (IBE)- STRUCTURAL / CIVIL TASK ORDER AGREEMENT - NJ ASSIGNMENT	\$ 1,000,000.00	\$ 818,358.42	\$ 818,358.42	100.00%	A+
11	Urban Engineers, Inc.		C-703A URBAN - TOA / Construction Management Services for PA Assignment	\$ 500,000.00	\$ 415,855.39	\$ 89,676.75	21.56%	C+
12	Greenman-Pedersen, Inc.		C-704A GPI / New Hope-Lambertville Toll Bridge Salt Storage Building - CM/CI Services	\$ 500,000.00	\$ 432,445.78	\$ 25,894.14	5.99%	D
13	USA Architects (IBE Prime)	SBE	C-707A USA - Commission Administration Building at Scudder Falls	\$ 1,376,451.71	\$ 1,351,336.94	\$ 1,351,336.94	100.00%	A+
14	Pennoni Associates Inc		C-715A PENNONI ASSOCIATES INC - Structural/Civil Task Order Agreement - PA Assignment	\$ 1,000,000.00	\$ 638,312.22	\$ 157,962.12	24.75%	C+
15	Johnson, Mirmiran and Thompson, Inc.		C-716A JMT (JOHNSON, MIRMIAN & THOMPSON) - Facilities Task Order Assignment	\$ 500,000.00	\$-	\$-	0.00%	N/A
16	The Gordian Group, Inc.		C-727A THE GORDIAN GROUP, INC.- JOB ORDER CONTRACTING PROGRAM MANAGER CONSULTANT	\$ 650,000.00	\$ 6,167.20	\$-	0.00%	F
17	Rummel, Klepper and Kahl, LLP		C-728A RUMMEL, KLEPPER & KAHL - ELECTRONIC TOLL COLLECTION / TOLLING TASK ORDER ASSIGNMENT CONSULTANT - PA AGREEMENT	\$ 500,000.00	\$-	\$-	0.00%	N/A

18	French & Parrello Associates (IBE Prime)	VBE	C-729A FRENCH & PARRELLO ASSOCIATES - FACILITIES TASK ORDER AGREEMENT - NJ ASSIGNMENT	\$ 500,000.00	\$-	\$-	0.00%	N/A
19	Arora and Associates, P.C. (IBE Prime)	MBE	C-732A ARORA AND ASSOCIATES, PC.- (IBE) - Structural Civil TOA - NJ Assignment	\$ 2,000,000.00	\$ 69,788.25	\$ 69,788.25	100.00%	A+
20	KS Engineers, P.C. (IBE Prime)	MBE	C-733A KS ENGINEERS, P.C. - CONSTRUCTION MANAGEMENT SERVICES TASK ORDER AGREEMENT FOR PROFESSIONAL ENGINEERING SERVICES	\$ 500,000.00	\$-	\$-	0.00%	N/A
21	TRC Engineers		CI-671A TRC - SFB Replacement Project Engineering Services for PA Approach Improvements	\$ 6,515,220.03	\$ 2,447,925.59	\$ 1,025,866.50	41.91%	A
22	WSP/PARSONS BRINCKERHOFF, INC		CI-672A PARSONS (WSP) - SFB Replacement Project Engineering Services for Main River Bridge Replacement	\$ 7,776,718.32	\$ 2,965,263.96	\$ 652,761.50	22.01%	C+
23	Gannett Fleming Inc. - Camp Hill, PA		CI-673A GANNETT - SFB Replacement Project Engineering Services for NJ Approach Construction	\$ 6,568,103.32	\$ 3,285,309.94	\$ 1,033,103.73	31.45%	B+
24	Greenman-Pedersen, Inc.		CM-644A GPI - I-78 Bridges and Approach Slabs Rehabilitation Construction Management / Inspection Services	\$ 1,545,442.08	\$ 1,429,603.53	\$ 266,934.72	18.67%	C
25	Hill International, Inc. - Philadelphia, PA		CM-669A HILL - SFB Replacement Project Construction Management Services	\$ 25,015,066.98	\$ 11,640,739.14	\$ 2,585,647.90	23.07%	C+
26	Joseph Jingoli & Son, Inc.		CM-707A JINGOLI - Commission Administration Building at Scudder Falls - Construction Management Services	\$ 529,869.10	\$ 526,344.66	\$ 35,749.96	6.79%	D

*Met or Exceeded the Target

*Did Not Meet the Target

*P/T/D = Paid To Date

Completed Professional Services Projects Payments Detail Report

Date: From 07/01/2014 To 02/29/2020

IBE Payments Legend	
Score Rankings	IBE Commitment
A+	45% & above
A	35% to 44.9%
B+	30% to 34.9%
B	25% to 29.9%
C+	20% to 24.9%
C	15% to 19.9%
D+	10% to 14.9%
D	5% to 9.9%
F	4.9% & below

	Contract Value	Prime P / T / D	IBE P / T / D	IBE Actual	Score
All Professional and Construction Projects Totals	\$ 4,011,987.99	\$ 3,941,422.24	\$ 832,266.82	21.12%	C+
All Professional Services Projects Totals	\$ 4,011,987.99	\$ 3,941,422.24	\$ 832,266.82	21.12%	C+

	Prime Consultants	IBE Firm	Project Title	Contract Value	Prime P / T / D	IBE P / T / D	IBE Actual	Score
1	Burns Engineering, Inc.		C-508A BURNS - I-78 Maintenance Garage	\$ 717,042.74	\$ 717,042.74	\$ 305,795.94	42.65%	A
2	Ammann & Whitney		C-650A AMMANN - Riverton / Belvidere	\$ 517,538.84	\$ 451,072.33	\$ 36,347.80	8.06%	D
3	Pennoni Associates Inc		C-663A PENNONI - SFB Replacement	\$ 237,424.67	\$ 237,424.67	\$ 118,547.24	49.93%	A+
4	Jacobs Engineering Group Inc.		CI-566A JACOBS - Portland / Columbia Toll Bridge Approach Roadways	\$ 476,991.53	\$ 476,991.53	\$ 144,473.11	30.29%	B+
5	Jacobs Engineering Group Inc.		CI-665A JACOBS - SFB Replacement Project Engineering Services for PA Noise	\$ 626,965.40	\$ 626,933.76	\$ 44,766.05	7.14%	D
6	STV Inc. - Trenton, NJ		CM-508A STV - I-78 Maintenance Garage	\$ 586,402.81	\$ 582,335.21	\$ 44,851.79	7.70%	D
7	Greenman-Pedersen, Inc.		CM-664A GPI - SFB Replacement Project	\$ 849,622.00	\$ 849,622.00	\$ 137,484.89	16.18%	C

*Met or Exceeded the Target

*Did Not Meet the Target

*P/T/D = Paid To Date

Construction Projects - Summary's & Scores (IBE Payments, Workforce Hours & Ethnicity Participation)

Date: From 07/01/2014 To 02/29/2020

IBE Payments Legend	
Score Rankings	IBE Commitment Participation
A+	45% & above
A	35% to 44.9%
B+	30% to 34.9%
B	25% to 29.9%
C+	20% to 24.9%
C	15% to 19.9%
D+	10% to 14.9%
D	5% to 9.9%
F	4.9% & below

Total of all Primes Contract Values \$469,241,650.15

Total Payments to all Primes \$294,020,414.69

Total Payments to all IBEs \$55,850,929.34

IBE Target 25.00%

IBE Actual 19.00%

Workforce Utilization Legend		
Score Rankings	Workforce Commitment Participation	Ethnicity & Gender Participation
A+	30% & above	25% & above
A	25% to 29.9%	15% to 24.9%
B+	20% to 24.9%	over 15%
B	15% to 19.9%	10% to 14.9%
C+	10% to 14.9%	over 10%
C	10% to 14.9%	7.5% to 9.9%
D+	5% to 9.9%	over 7.5%
D	5% to 9.9%	5% to 7.4%
F	4.9% & below	4.9% & below

ALL CONSTRUCTION PROJECTS														
Payments Summary					Workforce Hours Summary 19.92%						Ethnicity Participation Summary			
Total Contracts Value	Total Prime P / T / D	Total IBE P / T / D	Total IBE %	Payments Score (Total IBE Payments)	Total Number of Workers	Total Hours Worked	Caucasian Hours	Total Minority Hours	Total Women Hours	Workforce Score (Total Hours Worked)	Caucasian %	Minority %	Women %	Ethnicity Score (Total Participation)
\$469,241,650.15	\$294,020,414.69	\$55,850,929.34	19.00%	C	2795	1,058,898.86	883,305.95	175,592.91	35,299.75	B	83.42%	16.58%	3.33%	A

DB-540A TRANSORE - Electronic Toll Collection System Replacement - Design, Build & Maintain														
Payments Summary					Workforce Hours Summary 53.31%						Ethnicity Participation Summary			
Total Contracts Value	Total Prime P / T / D	Total IBE P / T / D	Total IBE %	Payments Score (Total IBE Payments)	Total Number of Workers	Total Hours Worked	Caucasian Hours	Total Minority Hours	Total Women Hours	Workforce Score (Total Hours Worked)	Caucasian %	Minority %	Women %	Ethnicity Score (Total Participation)
\$12,462,964.26	\$11,308,757.47	\$2,316,211.51	20.48%	C+	15	2,040.00	952.50	1,087.50	0.00	A+	46.69%	53.31%	0.00%	A+

DB-724A SCHNEIDER ELECTRIC Electronic Surveillance/Detection System Maintenance Contract														
Payments Summary					Workforce Hours Summary 46.08%					Ethnicity Participation Summary				
Total Contracts Value	Total Prime P / T / D	Total IBE P / T / D	Total IBE %	Payments Score (Total IBE Payments)	Total Number of Workers	Total Hours Worked	Caucasian Hours	Total Minority Hours	Total Women Hours	Workforce Score (Total Hours Worked)	Caucasian %	Minority %	Women %	Ethnicity Score (Total Participation)
\$11,294,820.75	\$795,522.98	\$27,708.76	3.48%	F	57	714.00	476.00	238.00	91.00	A+	66.67%	33.33%	12.75%	A+

T-611A MAGNUM (IBE) NH-L Toll Bridge Salt Storage Facility														
Payments Summary					Workforce Hours Summary 2.34%						Ethnicity Participation Summary			
Total Contracts Value	Total Prime P / T / D	Total IBE P / T / D	Total IBE %	Payments Score (Total IBE Payments)	Total Number of Workers	Total Hours Worked	Caucasian Hours	Total Minority Hours	Total Women Hours	Workforce Score (Total Hours Worked)	Caucasian %	Minority %	Women %	Ethnicity Score (Total Participation)
\$1,439,584.00	\$1,046,173.68	\$1,046,173.68	100.00%	A+	64	5,479.50	5,359.50	120.00	8.00	F	97.81%	2.19%	0.15%	F

T-668A TRUMBULL 2 New Jersey - SFB Replacement Project														
Payments Summary					Workforce Hours Summary 22.22%						Ethnicity Participation Summary			
Total Contracts Value	Total Prime P / T / D	Total IBE P / T / D	Total IBE %	Payments Score (Total IBE Payments)	Total Number of Workers	Total Hours Worked	Caucasian Hours	Total Minority Hours	Total Women Hours	Workforce Score (Total Hours Worked)	Caucasian %	Minority %	Women %	Ethnicity Score (Total Participation)
\$-	\$-	\$-	0.00%	N/A	1243	420,452.25	342,013.25	78,439.00	15,005.00	B+	81.34%	18.66%	3.57%	A

T-668A TRUMBULL 1 Pennsylvania SFB Bridge Replacement Project														
Payments Summary					Workforce Hours Summary 19.21%						Ethnicity Participation Summary			
Total Contracts Value	Total Prime P / T / D	Total IBE P / T / D	Total IBE %	Payments Score (Total IBE Payments)	Total Number of Workers	Total Hours Worked	Caucasian Hours	Total Minority Hours	Total Women Hours	Workforce Score (Total Hours Worked)	Caucasian %	Minority %	Women %	Ethnicity Score (Total Participation)
\$407,099,015.14	\$257,651,652.09	\$47,657,952.79	18.50%	C	1391	541,039.00	456,735.50	84,303.50	19,650.25	B	84.42%	15.58%	3.63%	A

T-707A Bracy Commission Administration Building at SFB & Adaptive Reuse of the 1799 Building													
Payments Summary					Workforce Hours Summary 12.41%					Ethnicity Participation Summary			

Total Contracts Value	Total Prime P / T / D	Total IBE P / T / D	Total IBE %	Payments Score (Total IBE Payments)	Total Number of Workers	Total Hours Worked	Caucasian Hours	Total Minority Hours	Total Women Hours	Workforce Score (Total Hours Worked)	Caucasian %	Minority %	Women %	Ethnicity Score (Total Participation)
\$21,357,000.00	\$20,845,775.58	\$4,239,821.48	20.34%	C+	427	79,384.36	69,738.70	9,645.66	209.00	C	87.85%	12.15%	0.26%	B

T-711AR BRACY - Easton Phillipsburg Toll Bridge Salt Storage Building

Payments Summary					Workforce Hours Summary 15.66%					Ethnicity Participation Summary				
Total Contracts Value	Total Prime P / T / D	Total IBE P / T / D	Total IBE %	Payments Score (Total IBE Payments)	Total Number of Workers	Total Hours Worked	Caucasian Hours	Total Minority Hours	Total Women Hours	Workforce Score (Total Hours Worked)	Caucasian %	Minority %	Women %	Ethnicity Score (Total Participation)
\$1,711,600.00	\$1,641,384.31	\$3,767.94	0.23%	F	77	5,653.75	4,768.50	885.25	0.00	B	84.34%	15.66%	0.00%	A

TTS-723A J FLETCHER CREAMER On Call Beam Guide Rail & Attenuator Replacement

Payments Summary					Workforce Hours Summary 36.19%					Ethnicity Participation Summary				
Total Contracts Value	Total Prime P / T / D	Total IBE P / T / D	Total IBE %	Payments Score (Total IBE Payments)	Total Number of Workers	Total Hours Worked	Caucasian Hours	Total Minority Hours	Total Women Hours	Workforce Score (Total Hours Worked)	Caucasian %	Minority %	Women %	Ethnicity Score (Total Participation)
\$1,376,666.00	\$216,439.00	\$44,583.60	20.60%	C+	43	923.00	589.00	334.00	0.00	A+	63.81%	36.19%	0.00%	A+

TTS-734A MOUNT CONSTRUCTION (SBE) - JOC North Bridge Construction

Payments Summary					Workforce Hours Summary 23.90%					Ethnicity Participation Summary				
Total Contracts Value	Total Prime P / T / D	Total IBE P / T / D	Total IBE %	Payments Score (Total IBE Payments)	Total Number of Workers	Total Hours Worked	Caucasian Hours	Total Minority Hours	Total Women Hours	Workforce Score (Total Hours Worked)	Caucasian %	Minority %	Women %	Ethnicity Score (Total Participation)
\$3,500,000.00	\$469,465.34	\$469,465.34	100.00%	A+	33	2,935.50	2,570.50	365.00	336.50	B+	87.57%	12.43%	11.46%	B

TTS-735A MOUNT CONSTRUCTION (SBE) - JOC Services for Bridge, Highway & Civil Work SOUTH REGION

Payments Summary					Workforce Hours Summary 63.06%					Ethnicity Participation Summary				
Total Contracts Value	Total Prime P / T / D	Total IBE P / T / D	Total IBE %	Payments Score (Total IBE Payments)	Total Number of Workers	Total Hours Worked	Caucasian Hours	Total Minority Hours	Total Women Hours	Workforce Score (Total Hours Worked)	Caucasian %	Minority %	Women %	Ethnicity Score (Total Participation)
\$2,500,000.00	\$45,244.24	\$45,244.24	100.00%	A+	4	277.50	102.50	175.00	0.00	A+	36.94%	63.06%	0.00%	A+

TTS-736A RCC BUILDERS & DEVELOPERS - JOC for Building and Facility Work North Region

Payments Summary					Workforce Hours Summary 0.00%					Ethnicity Participation Summary				
Total Contracts Value	Total Prime P / T / D	Total IBE P / T / D	Total IBE %	Payments Score (Total IBE Payments)	Total Number of Workers	Total Hours Worked	Caucasian Hours	Total Minority Hours	Total Women Hours	Workforce Score (Total Hours Worked)	Caucasian %	Minority %	Women %	Ethnicity Score (Total Participation)
\$3,000,000.00	\$-	\$-	0.00%	N/A	0	0.00	0.00	0.00	0.00	N/A	0.00%	0.00%	0.00%	N/A

TTS-737A RCC BUILDERS & DEVELOPERS - Job Order Contracting for Building & Facility Work SOUTH REGION

Payments Summary					Workforce Hours Summary 0.00%					Ethnicity Participation Summary				
Total Contracts Value	Total Prime P / T / D	Total IBE P / T / D	Total IBE %	Payments Score (Total IBE Payments)	Total Number of Workers	Total Hours Worked	Caucasian Hours	Total Minority Hours	Total Women Hours	Workforce Score (Total Hours Worked)	Caucasian %	Minority %	Women %	Ethnicity Score (Total Participation)
\$3,500,000.00	\$-	\$-	0.00%	N/A	0	0.00	0.00	0.00	0.00	N/A	0.00%	0.00%	0.00%	N/A

Completed Construction Projects - Summary's & Scores (IBE Payments, Workforce Hours & Ethnicity Participation)

Date: From 07/01/2014 To 02/29/2020

IBE Payments Legend	
Score Rankings	IBE Commitment Participation
A+	45% & above
A	35% to 44.9%
B+	30% to 34.9%
B	25% to 29.9%
C+	20% to 24.9%
C	15% to 19.9%
D+	10% to 14.9%
D	5% to 9.9%
F	4.9% & below

Total of all Primes Contract Values \$57,847,849.36

Total Payments to all Primes \$57,214,789.80

Total Payments to all IBEs \$21,009,202.57

IBE Target 25.00%

IBE Actual 36.72%

Workforce Utilization Legend		
Score Rankings	Workforce Commitment Participation	Ethnicity & Gender Participation
A+	30% & above	25% & above
A	25% to 29.9%	15% to 24.9%
B+	20% to 24.9%	over 15%
B	15% to 19.9%	10% to 14.9%
C+	10% to 14.9%	over 10%
C	10% to 14.9%	7.5% to 9.9%
D+	5% to 9.9%	over 7.5%
D	5% to 9.9%	5% to 7.4%
F	4.9% & below	4.9% & below

ALL CONSTRUCTION PROJECTS														
Payments Summary					Workforce Hours Summary 21.17%					Ethnicity Participation Summary				
Total Contracts Value	Total Prime P / T / D	Total IBE P / T / D	Total IBE %	Payments Score (Total IBE Payments)	Total Number of Workers	Total Hours Worked	Caucasian Hours	Total Minority Hours	Total Women Hours	Workforce Score (Total Hours Worked)	Caucasian %	Minority %	Women %	Ethnicity Score (Total Participation)
\$57,847,849.36	\$57,214,789.80	\$21,009,202.57	36.72%	A	753	108,634.11	87,907.31	20,726.80	2,267.25	B+	80.92%	19.08%	2.09%	A

T-508A BRACY - I-78 Maintenance Garage Expansion at I-78 PA Welcome Center / Maintenance Facility														
Payments Summary					Workforce Hours Summary 7.39%					Ethnicity Participation Summary				
Total Contracts Value	Total Prime P / T / D	Total IBE P / T / D	Total IBE %	Payments Score (Total IBE Payments)	Total Number of Workers	Total Hours Worked	Caucasian Hours	Total Minority Hours	Total Women Hours	Workforce Score (Total Hours Worked)	Caucasian %	Minority %	Women %	Ethnicity Score (Total Participation)
\$9,845,177.03	\$9,845,176.91	\$1,589,381.54	16.14%	C	244	31,516.58	30,048.08	1,468.50	861.25	D	95.34%	4.66%	2.73%	F

T-514A WEST SIDE - DIII Toll Bridges Facilities Emergency Standby Generators Improvements														
Payments Summary					Workforce Hours Summary 0.00%					Ethnicity Participation Summary				
Total Contracts Value	Total Prime P / T / D	Total IBE P / T / D	Total IBE %	Payments Score (Total IBE Payments)	Total Number of Workers	Total Hours Worked	Caucasian Hours	Total Minority Hours	Total Women Hours	Workforce Score (Total Hours Worked)	Caucasian %	Minority %	Women %	Ethnicity Score (Total Participation)
\$644,686.07	\$644,686.00	\$197,339.99	30.61%	B+	0	0.00	0.00	0.00	0.00	N/A	0.00%	0.00%	0.00%	N/A

T-566A INTERCOUNTY PAVING - PORTLAND COLUMBIA TOLL BRIDGE APPROACH ROADWAY IMPROVEMENTS														
Payments Summary					Workforce Hours Summary 0.00%					Ethnicity Participation Summary				
Total Contracts Value	Total Prime P / T / D	Total IBE P / T / D	Total IBE %	Payments Score (Total IBE Payments)	Total Number of Workers	Total Hours Worked	Caucasian Hours	Total Minority Hours	Total Women Hours	Workforce Score (Total Hours Worked)	Caucasian %	Minority %	Women %	Ethnicity Score (Total Participation)
\$6,317,000.00	\$6,193,334.28	\$1,877,906.86	30.32%	B+	0	0.00	0.00	0.00	0.00	N/A	0.00%	0.00%	0.00%	N/A

T-641A MERCO - Easton / Phillipsburg Ramp C Stabilization														
Payments Summary					Workforce Hours Summary 0.00%					Ethnicity Participation Summary				
Total Contracts Value	Total Prime P / T / D	Total IBE P / T / D	Total IBE %	Payments Score (Total IBE Payments)	Total Number of Workers	Total Hours Worked	Caucasian Hours	Total Minority Hours	Total Women Hours	Workforce Score (Total Hours Worked)	Caucasian %	Minority %	Women %	Ethnicity Score (Total Participation)
\$998,300.00	\$998,300.00	\$998,300.00	100.00%	A+	0	0.00	0.00	0.00	0.00	N/A	0.00%	0.00%	0.00%	N/A

T-644A J.D. ECKMAN - Easton Phillipsburg TB Facility Administration Bldg.														
Payments Summary					Workforce Hours Summary 28.50%					Ethnicity Participation Summary				
Total Contracts Value	Total Prime P / T / D	Total IBE P / T / D	Total IBE %	Payments Score (Total IBE Payments)	Total Number of Workers	Total Hours Worked	Caucasian Hours	Total Minority Hours	Total Women Hours	Workforce Score (Total Hours Worked)	Caucasian %	Minority %	Women %	Ethnicity Score (Total Participation)
\$11,117,003.61	\$11,038,703.72	\$3,066,725.97	27.78%	B	320	47,800.75	35,278.00	12,522.75	1,098.75	A	73.80%	26.20%	2.30%	A+

T-645A MJF Building & Facilities Energy Conservation														
Payments Summary					Workforce Hours Summary 23.54%					Ethnicity Participation Summary				
Total Contracts Value	Total Prime P / T / D	Total IBE P / T / D	Total IBE %	Payments Score (Total IBE Payments)	Total Number of Workers	Total Hours Worked	Caucasian Hours	Total Minority Hours	Total Women Hours	Workforce Score (Total Hours Worked)	Caucasian %	Minority %	Women %	Ethnicity Score (Total Participation)
\$5,376,806.87	\$5,376,806.87	\$5,376,806.87	100.00%	A+	46	9,735.28	7,509.23	2,226.05	65.75	B+	77.13%	22.87%	0.68%	A

T-645B SCHNEIDER ELECTRIC Building & Facilities Energy Conservation Measures - Mechanical/Controls														
Payments Summary					Workforce Hours Summary 0.00%						Ethnicity Participation Summary			
Total Contracts Value	Total Prime P / T / D	Total IBE P / T / D	Total IBE %	Payments Score (Total IBE Payments)	Total Number of Workers	Total Hours Worked	Caucasian Hours	Total Minority Hours	Total Women Hours	Workforce Score (Total Hours Worked)	Caucasian %	Minority %	Women %	Ethnicity Score (Total Participation)
\$1,247,159.50	\$1,247,159.50	\$129,525.50	10.39%	D+	7	1,625.50	1,625.50	0.00	0.00	F	100.00%	0.00%	0.00%	F

T-661A TRC - SFB Replacement Project Subsurface Boring & Sampling														
Payments Summary					Workforce Hours Summary 0.00%					Ethnicity Participation Summary				
Total Contracts Value	Total Prime P / T / D	Total IBE P / T / D	Total IBE %	Payments Score (Total IBE Payments)	Total Number of Workers	Total Hours Worked	Caucasian Hours	Total Minority Hours	Total Women Hours	Workforce Score (Total Hours Worked)	Caucasian %	Minority %	Women %	Ethnicity Score (Total Participation)
\$1,438,942.00	\$1,438,941.98	\$234,466.30	16.29%	C	0	0.00	0.00	0.00	0.00	N/A	0.00%	0.00%	0.00%	N/A

T-666A PKF - SFB Replacement Project Construction for PA Noise Walls													
Payments Summary					Workforce Hours Summary 14.94%					Ethnicity Participation Summary			

Total Contracts Value	Total Prime P / T / D	Total IBE P / T / D	Total IBE %	Payments Score (Total IBE Payments)	Total Number of Workers	Total Hours Worked	Caucasian Hours	Total Minority Hours	Total Women Hours	Workforce Score (Total Hours Worked)	Caucasian %	Minority %	Women %	Ethnicity Score (Total Participation)
\$11,394,750.00	\$11,219,737.01	\$3,338,786.23	29.76%	B	42	5,738.00	5,122.00	616.00	241.50	C	89.26%	10.74%	4.21%	B
T-667A AP CONSTRUCTION - SFB Replacement Project Tree Clearing														
Payments Summary					Workforce Hours Summary 0.00%					Ethnicity Participation Summary				
Total Contracts Value	Total Prime P / T / D	Total IBE P / T / D	Total IBE %	Payments Score (Total IBE Payments)	Total Number of Workers	Total Hours Worked	Caucasian Hours	Total Minority Hours	Total Women Hours	Workforce Score (Total Hours Worked)	Caucasian %	Minority %	Women %	Ethnicity Score (Total Participation)
\$1,814,999.39	\$1,721,688.26	\$454,825.01	26.42%	B	0	0.00	0.00	0.00	0.00	N/A	0.00%	0.00%	0.00%	N/A
T-705A SPARWICK - I-78 Toll Plaza Bumper Block Replacement														
Payments Summary					Workforce Hours Summary 0.00%					Ethnicity Participation Summary				
Total Contracts Value	Total Prime P / T / D	Total IBE P / T / D	Total IBE %	Payments Score (Total IBE Payments)	Total Number of Workers	Total Hours Worked	Caucasian Hours	Total Minority Hours	Total Women Hours	Workforce Score (Total Hours Worked)	Caucasian %	Minority %	Women %	Ethnicity Score (Total Participation)
\$160,006.00	\$160,006.00	\$160,006.00	100.00%	A+	0	0.00	0.00	0.00	0.00	N/A	0.00%	0.00%	0.00%	N/A
T-708A Allied Painting New Hope-Lambertville Toll Bridge Floor System Rehabilitation -Facility Administration Building														
Payments Summary					Workforce Hours Summary 64.86%					Ethnicity Participation Summary				
Total Contracts Value	Total Prime P / T / D	Total IBE P / T / D	Total IBE %	Payments Score (Total IBE Payments)	Total Number of Workers	Total Hours Worked	Caucasian Hours	Total Minority Hours	Total Women Hours	Workforce Score (Total Hours Worked)	Caucasian %	Minority %	Women %	Ethnicity Score (Total Participation)
\$1,694,000.00	\$1,546,100.00	\$170,944.28	11.06%	D+	26	5,244.00	1,842.50	3,401.50	0.00	A+	35.14%	64.86%	0.00%	A+
T-717A BRACY Milford-Montague Toll Bridge Salt Storage Building														
Payments Summary					Workforce Hours Summary 7.70%					Ethnicity Participation Summary				
Total Contracts Value	Total Prime P / T / D	Total IBE P / T / D	Total IBE %	Payments Score (Total IBE Payments)	Total Number of Workers	Total Hours Worked	Caucasian Hours	Total Minority Hours	Total Women Hours	Workforce Score (Total Hours Worked)	Caucasian %	Minority %	Women %	Ethnicity Score (Total Participation)
\$1,244,000.00	\$1,232,810.45	\$70,588.96	5.73%	D	43	3,227.00	2,978.50	248.50	0.00	D	92.30%	7.70%	0.00%	C
TS-639B MOUNT CONSTRUCTION - Lower Trenton TSB Approach Roadways Improvements														
Payments Summary					Workforce Hours Summary 0.00%					Ethnicity Participation Summary				
Total Contracts Value	Total Prime P / T / D	Total IBE P / T / D	Total IBE %	Payments Score (Total IBE Payments)	Total Number of Workers	Total Hours Worked	Caucasian Hours	Total Minority Hours	Total Women Hours	Workforce Score (Total Hours Worked)	Caucasian %	Minority %	Women %	Ethnicity Score (Total Participation)
\$2,090,794.02	\$2,090,794.00	\$2,090,794.00	100.00%	A+	0	0.00	0.00	0.00	0.00	N/A	0.00%	0.00%	0.00%	N/A
TS-650A ROAD-CON - RIVERTON BELVIDERE TSB														
Payments Summary					Workforce Hours Summary 0.00%					Ethnicity Participation Summary				
Total Contracts Value	Total Prime P / T / D	Total IBE P / T / D	Total IBE %	Payments Score (Total IBE Payments)	Total Number of Workers	Total Hours Worked	Caucasian Hours	Total Minority Hours	Total Women Hours	Workforce Score (Total Hours Worked)	Caucasian %	Minority %	Women %	Ethnicity Score (Total Participation)
\$652,738.50	\$652,738.50	\$28,347.48	4.34%	F	0	0.00	0.00	0.00	0.00	N/A	0.00%	0.00%	0.00%	N/A
TS-677A SPARWICK - SF TSB Interim Deck Repairs on I-95														
Payments Summary					Workforce Hours Summary 13.62%					Ethnicity Participation Summary				
Total Contracts Value	Total Prime P / T / D	Total IBE P / T / D	Total IBE %	Payments Score (Total IBE Payments)	Total Number of Workers	Total Hours Worked	Caucasian Hours	Total Minority Hours	Total Women Hours	Workforce Score (Total Hours Worked)	Caucasian %	Minority %	Women %	Ethnicity Score (Total Participation)
\$1,003,336.00	\$999,656.00	\$999,656.00	100.00%	A+	8	580.00	501.00	79.00	0.00	C	86.38%	13.62%	0.00%	B
TS-687A CARR & DUFF - Lower Trenton Toll Supported Bridge Replacement of Sign Lighting Elements														
Payments Summary					Workforce Hours Summary 1.50%					Ethnicity Participation Summary				
Total Contracts Value	Total Prime P / T / D	Total IBE P / T / D	Total IBE %	Payments Score (Total IBE Payments)	Total Number of Workers	Total Hours Worked	Caucasian Hours	Total Minority Hours	Total Women Hours	Workforce Score (Total Hours Worked)	Caucasian %	Minority %	Women %	Ethnicity Score (Total Participation)
\$647,000.00	\$647,000.00	\$163,632.58	25.29%	B	14	2,734.00	2,693.00	41.00	0.00	F	98.50%	1.50%	0.00%	F
TS-699A CARR & DUFF LOWER TRENTON TSB APPROACH TRAFFIC SIGNAL EQUIPMENT UPGRADES														
Payments Summary					Workforce Hours Summary 28.52%					Ethnicity Participation Summary				
Total Contracts Value	Total Prime P / T / D	Total IBE P / T / D	Total IBE %	Payments Score (Total IBE Payments)	Total Number of Workers	Total Hours Worked	Caucasian Hours	Total Minority Hours	Total Women Hours	Workforce Score (Total Hours Worked)	Caucasian %	Minority %	Women %	Ethnicity Score (Total Participation)
\$161,150.37	\$161,150.32	\$61,169.00	37.96%	A	11	433.00	309.50	123.50	0.00	A	71.48%	28.52%	0.00%	A+

**Delaware River Joint Toll Bridge
Commission Meeting of March 30, 2020**

MINORITY, WOMEN AND SMALL BUSINESS ENTERPRISE PROGRAM OVERVIEW

The Delaware River Joint Toll Bridge Commission implemented a one-year Minority Business Enterprise (MBE) pilot program, with a 7% participation goal, and the Women Business Enterprise (WBE) pilot program with a 3% goal. These goals applied to consultants and contractors' participating in the Commission's Capital Program and were effective on September 1, 2008.

At its December 2008 Commission Meeting, the Commission revised the pilot program to specify a 25% Small Business Enterprise (SBE) goal to New Jersey assigned consultant contracts in lieu of the previously specified 7% MBE and 3% WBE goals.

At its December 2010 Commission Meeting, due to the success of the Commission's MWSBE Pilot Program, the Delaware River Joint Toll Bridge Commission adopted a resolution for permanent status of the Minority Business Enterprise (MBE) program, with a 7% participation goal, and the Women Business Enterprise (WBE) program with a 3% goal, and the Small Business Enterprise (SBE) program with a 25% goal. These goals apply to consultants and contractors' participating in the Commission's Capital Program.

The Contract Compliance Department continues to monitor, update and analyze the payments for the MWSBE diversity program.

a) PA Assigned Professional Services Contracts:	7% MBE and 3% WBE
b) No State Assigned Professional Services Contracts:	7% MBE and 3% WBE
c) Capital Plan Construction Contracts:	7% MBE and 3% WBE
d) NJ Assigned Professional Services Contracts:	25% SBE

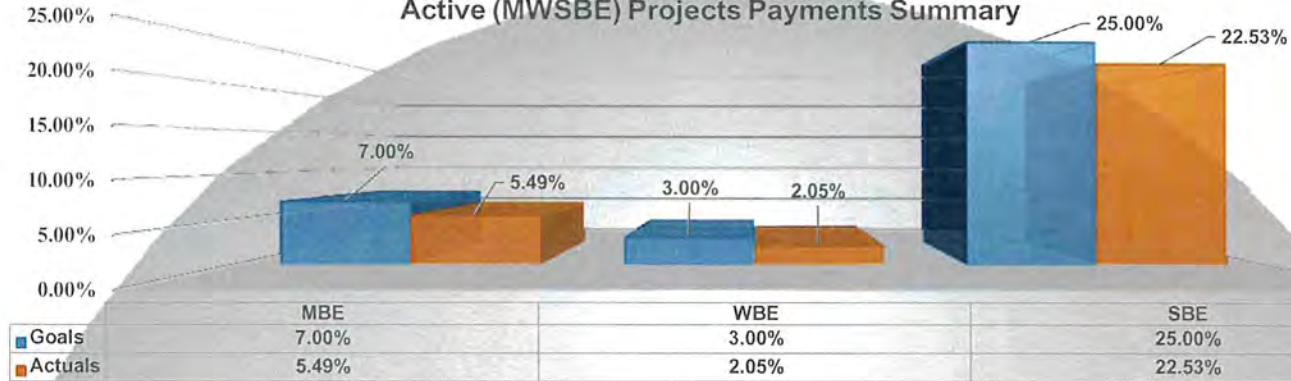
Numerous diversified businesses have benefited and continue to benefit from the Commission's previous M/W/SBE Program. The number of Contracts awarded during the MWSBE Program are as follows:

➤ Active Projects:	5
➤ Completed Projects:	72
➤ Total Capital Program Projects:	77
➤ Total Number of Contractors:	180

As of July 1, 2014 projects fall into the status now commonly referred to as IBE (Identified Business Enterprise) with a projected target to be or to exceed 25% of the total project award amount.

Minority, Women and Small Business Enterprise Payment Reporting

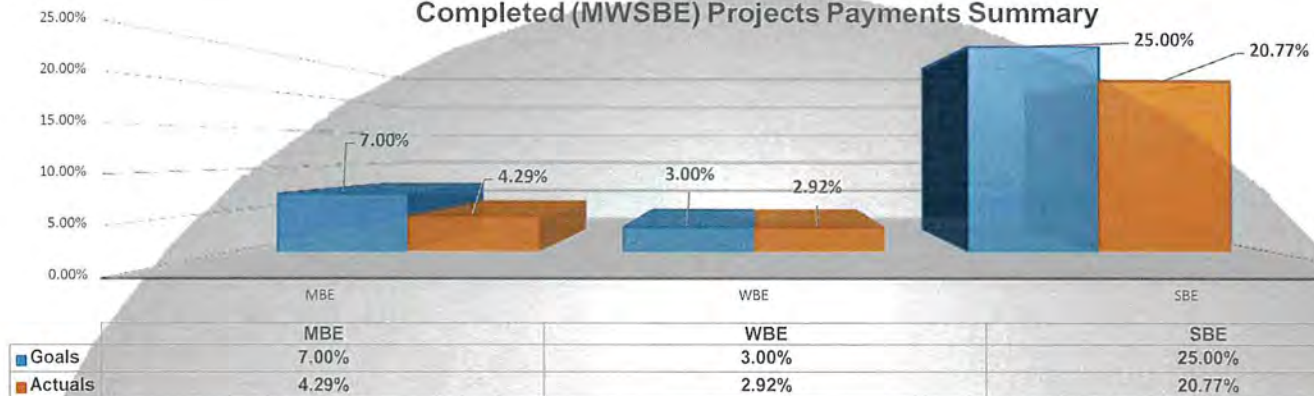
Active (MWSBE) Projects Payments Summary



SUMMARY TOTALS		MBE		WBE		SBE	
M/WBE Summary Totals	\$ 24,039,891.69	ACTUAL	PAYMENTS	ACTUAL	PAYMENTS	ACTUAL	PAYMENTS
SBE Summary Totals	\$ 181,931.20	5.49%	\$ 1,319,428.97	2.05%	\$ 493,586.65	22.53%	\$ 40,993.70

PROJECT NO.	CONTRACTOR / CONSULTANT	PROJECT VALUE	TOTAL PAYMENTS TO DATE	MBE GOAL 7 %	MBE PAYMENTS	WBE GOAL 3 %	WBE PAYMENTS	SBE GOAL 25 %	SBE PAYMENTS
C-502A	AECOM Transp.	\$ 30,397,000.00	\$ 23,756,774.64	4.34%	\$ 1,319,428.97	1.61%	\$ 488,586.65		\$ -
C-556A	Pennoni Associates	\$ 389,614.63	\$ 323,615.98		\$ -		\$ -	12.88%	\$ 50,193.77
C-599A	McCormick & Taylor	\$ 1,000,000.00	\$ 283,117.05		\$ -	0.50%	\$ 5,000.00		\$ -
C-628B	Louis Berger Group	\$ 1,000,000.00	\$ 800,089.77		\$ -		\$ -	9.21%	\$ 92,111.29
C-629A	Hill International	\$ 300,000.00	\$ 181,931.20		\$ -		\$ -	13.66%	\$ 40,993.70

Completed (MWSBE) Projects Payments Summary



SUMMARY TOTALS		MBE		WBE		SBE	
M/WBE Summary Totals	\$ 271,360,592.22	ACTUAL	PAYMENTS	ACTUAL	PAYMENTS	ACTUAL	PAYMENTS
SBE Summary Totals	\$ 14,441,349.70	4.29%	\$ 11,651,538.79	2.92%	\$ 7,915,018.03	20.77%	\$ 2,999,715.51

Minority, Women and Small Business Enterprise Payment Reporting
Completed Contracts Payments Detail

**Categories highlighted below indicates the Prime has either met or exceeded the target.*

CONTRACT NO.	CONTRACTOR / CONSULTANT	CONTRACT VALUE	MBE GOAL 7 %	MBE PAYMENTS	WBE GOAL 3 %	WBE PAYMENTS	SBE GOAL 25 %	SBE PAYMENTS
DB-427B	A.P. Construction	\$ 4,356,866.00	10.00%	\$ 435,686.60	7.30%	\$ 318,051.22		
T-440BR	A.P. Construction	\$ 4,608,295.33	11.70%	\$ 539,170.55	7.33%	\$ 337,788.05		
TTS-476A-2	A.P. Construction	\$ 3,511,153.06	7.20%	\$ 252,803.02	5.50%	\$ 193,113.42		
TTS-573A	A.P. Construction	\$ 7,823,588.00	7.69%	\$ 601,633.92	4.92%	\$ 384,920.53		
T-472A	Allied Painting	\$ 15,595,983.76	9.70%	\$ 1,512,810.42	15.00%	\$ 2,339,397.56		
C-443A	Ammann & Whitney	\$ 770,909.81	10.00%	\$ 77,090.98	14.00%	\$ 107,927.37		
C-445A	Ammann & Whitney	\$ 920,304.08	7.20%	\$ 66,261.89	3.20%	\$ 29,449.73		
T-474A	Bracy Contracting	\$ 2,660,000.00	6.05%	\$ 160,930.00	2.87%	\$ 76,342.00		
C-474A	Brinjac	\$ 287,603.87	8.00%	\$ 23,008.31	9.00%	\$ 25,884.35		
C-627A	Buchart Horn	\$ 132,374.35	0.00%	\$ -	0.00%	\$ -		
C-598A	Burns Group	\$ 408,272.00					8.00%	\$ 32,661.76
C-454A	Carroll Engineers	\$ 500,000.00	18.10%	\$ 90,500.00	5.90%	\$ 29,500.00		
C-543A	Cherry Weber	\$ 612,233.00					28.30%	\$ 173,261.94
C-639A	Cherry Weber	\$ 401,455.40	18.10%	\$ 72,663.43	5.90%	\$ 23,685.87		
T-498A	Cornell & Co.	\$ 1,999,015.22	9.30%	\$ 185,908.42	6.30%	\$ 125,937.96		
T-554A	Dayspring Electric	\$ 232,117.66	0.00%	\$ -	0.00%	\$ -		
C-628A	Dewberry	\$ 1,000,000.00	1.78%	\$ 17,754.10	2.22%	\$ 22,233.26		\$ -
C-454B	French & Parello	\$ 500,000.00					17.00%	\$ 85,000.00
C-627B	French & Parello	\$ 276,851.58					5.70%	\$ 28,487.21
C-453A	Gannett Fleming	\$ 1,000,000.00	5.33%	\$ 53,300.00	0.87%	\$ 8,700.00		
C-598B	Gannett Fleming	\$ 367,353.90					8.95%	\$ 32,878.17
C-566A	Greenman Pedersen	\$ 350,675.02	9.54%	\$ 33,464.64	0.83%	\$ 2,924.37		
C-599B	Greenman Pedersen	\$ 1,000,000.00					4.00%	\$ 40,000.00
CM-437A	Greenman Pedersen	\$ 2,559,020.59					19.50%	\$ 499,009.02
CM-440B	Greenman Pedersen	\$ 753,336.71					17.64%	\$ 132,888.60
T-441A	H & G Contractors	\$ 1,586,698.00	6.60%	\$ 104,722.07	1.57%	\$ 24,911.16		
C-530A	Hill International	\$ 400,000.00	2.50%	\$ 10,000.00	0.00%			
CM-427B	Hill International	\$ 629,749.00					13.60%	\$ 85,645.86
CM-442A	Hill International	\$ 319,826.73					25.14%	\$ 80,404.44
CM-447B	Hill International	\$ 973,401.52	4.10%	\$ 39,909.46	2.10%	\$ 20,441.43		
CM-573A	Hill International	\$ 1,038,384.48	6.20%	\$ 64,379.84	5.80%	\$ 60,226.30		
T-506A	HRI	\$ 13,727,411.69	7.17%	\$ 984,255.42	2.91%	\$ 399,467.68		
TS-505A	IEW	\$ 661,352.00	55.00%	\$ 363,743.60	8.93%	\$ 59,058.73		
DB-563A	J. Fletcher Creamer	\$ 1,283,717.00	15.00%	\$ 192,557.55	4.00%	\$ 51,348.68		
TTS-634AR	J. Fletcher Creamer	\$ 896,808.00	8.35%	\$ 74,885.53	0.42%	\$ 3,755.75		
T-437A	J.D. Eckman	\$ 24,412,321.90	7.48%	\$ 1,826,041.68	3.04%	\$ 742,134.59		
C-549AR	Jacobs Engineering	\$ 445,549.98	8.02%	\$ 35,745.16	3.11%	\$ 13,866.11		
TS-442A	James A. Anderson	\$ 2,149,268.62	6.30%	\$ 135,403.92	1.30%	\$ 27,940.49		
TS-443A	James A. Anderson	\$ 2,461,975.00	0.00%	\$ -	6.10%	\$ 150,180.48		
T-543A	James D. Morrissey	\$ 6,683,640.40	4.80%	\$ 320,814.74	8.64%	\$ 577,466.53		
CM-444A	JMT	\$ 905,196.00	9.50%	\$ 85,993.62	2.80%	\$ 25,345.49		
CM-506A	JMT	\$ 1,459,000.00	7.65%	\$ 111,613.50	2.40%	\$ 35,016.00		
CM-543A	JMT	\$ 752,729.58					30.60%	\$ 230,335.25
C-506A	KS Engineers	\$ 1,156,622.33	63.38%	\$ 733,067.23	13.44%	\$ 155,450.04		
TTS-476A-1	Kyle Conti	\$ 4,128,641.00	0.09%	\$ 3,715.78	9.00%	\$ 371,577.69		
DB-562A	M.L. Ruberton	\$ 344,492.68	8.30%	\$ 28,592.89	3.80%	\$ 13,090.72		
C-629B	Michael Baker	\$ 500,000.00					2.79%	\$ 13,937.96
T-475A	Miniscalco	\$ 68,229.51	2.25%	\$ 1,535.16	1.20%	\$ 818.75		
TS-445A	Neshaminy Contractors	\$ 6,285,926.10	16.90%	\$ 1,062,321.51	2.70%	\$ 169,720.00		
TS-447B	Neshaminy Contractors	\$ 8,955,586.24	8.60%	\$ 770,180.42	2.58%	\$ 231,054.12		
C-437B	Parsons Brinkerhoff	\$ 2,254,674.00					22.54%	\$ 508,203.52
C-437A	Pennoni Associates	\$ 764,181.39					24.00%	\$ 183,403.53
C-455B	Remington & Vernick	\$ 400,000.00					2.49%	\$ 9,960.00
T-639A	Road-Con	\$ 3,324,313.00	0.00%	\$ -	13.90%	\$ 462,079.51		
TS-444A	Road-Con	\$ 7,814,850.68	4.87%	\$ 380,583.23	0.31%	\$ 24,226.04		
C-621A	Rummel, Klepper & Kahl	\$ 487,881.64	9.01%	\$ 43,941.24	3.16%	\$ 15,427.54		
T-624A	Sparwick	\$ 874,601.00	7.60%	\$ 66,469.68	0.75%	\$ 6,559.51		
C-440A	Stantec	\$ 405,011.03	4.80%	\$ 19,440.53	6.60%	\$ 26,730.73		
C-440B	Stantec	\$ 728,011.79	4.75%	\$ 34,580.56	2.80%	\$ 20,384.33		

*Categories highlighted below indicates the Prime has either met or exceeded the target.

CONTRACT NO.	CONTRACTOR/ CONSULTANT	CONTRACT VALUE	MBE GOAL 7 %	MBE PAYMENTS	WBE GOAL 3 %	WBE PAYMENTS	SBE GOAL 25 %	SBE PAYMENTS
C-538A	STV	\$ 500,000.00	1.25%	\$ 6,250.00	31.20%	\$ 156,000.00		
C-600A	STV	\$ 800,000.00					12.60%	\$ 100,800.00
CM-443A	STV	\$ 204,152.63	16.75%	\$ 34,195.57	11.00%	\$ 22,456.79		
CM-445A	STV	\$ 682,064.44					26.00%	\$ 177,336.75
CM-472A	STV	\$ 1,728,385.40					23.80%	\$ 411,355.73
CM-474A	STV	\$ 291,172.17	0.00%	\$ -	0.00%	\$ -		
CM-498A	STV	\$ 571,665.66	12.00%	\$ 68,599.88	2.40%	\$ 13,719.98		
C-453B	T & M Associates	\$ 1,000,000.00					18.90%	\$ 189,000.00
C-07-11	Transystems	\$ 747,493.55					21.05%	\$ 157,347.39
C-447B	Transystems	\$ 666,016.64	8.00%	\$ 53,281.33	2.00%	\$ 13,320.33		
CM-476A	Trumbull	\$ 699,250.00	13.60%	\$ 95,098.00	6.10%	\$ 42,654.25		
C-505A	Urban Engineers	\$ 154,598.70					36.50%	\$ 56,428.53
C-539A	URS Corporation	\$ 265,070.69					0.00%	\$ -

DELAWARE RIVER JOINT TOLL BRIDGE COMMISSION

Meeting of March 30, 2020

COMMUNICATIONS

The following Pages reflect the reports on those items assigned to the Communications Department. Each item is reported separately and page numbered accordingly.

DELAWARE RIVER JOINT TOLL BRIDGE COMMISSION
Meeting of March 30, 2020

OPERATIONS INDEX
FOR
COMMUNICATIONS

SUBJECT	DESCRIPTION	PAGE NUMBER
Communications	Status Report Month of February 2020	1-4

DELAWARE RIVER JOINT TOLL BRIDGE COMMISSION

Meeting of March 30, 2020

COMMUNICATIONS REPORT

February 2020

- **COMMISSION AWARENESS EFFORTS:**

Scudder Falls Bridge Replacement Project – Worked to raise public awareness of a new long-term travel pattern affecting Route 29 SB traffic on the New Jersey side of the Scudder Falls Toll Bridge. This rollout effort involved the Commission's media consultant, Bellevue Communications; the engineering department, Scudder Falls project team members; public involvement consultant McCormick Taylor; and PI sub-consultant Stokes Creative Group. Advance notice was provided through an advisory that had to be updated on two occasions due to weather-related rescheduling. A detour map also was developed and updated as needed for distribution with travel advisories and posting on the project website and social media sites. A banner scroll and travel alerts were regularly updated on the project and DRJTBC websites. The outreach appears to have had a positive effect, since no serious issues arose with implementation. Several motorists expressed appreciation on Facebook pages for the map. The new pattern is expected to remain in effect until late August 2021.

Trenton Makes The World Takes Illuminated Sign Webpage – The Communications department worked with Community Affairs, Engineering, and website consultant Stokes CG to establish a new DRJTBC.org webpage devoted strictly to the Lower Trenton Bridge's iconic LED-illuminated Trenton Makes sign. Drafted a full outline of text, links, and graphics. The page features a brief overview, photographs, an online special lighting request form, requirements and policies, an annual lighting schedule, sign lighting system information, a video, and a detailed timeline – with photographs – of the sign's history dating back to 1910. A protocol has been established to handle lighting requests. Community Affairs Director Jodee Inscho is overseeing review of requests and Justin Bowers of the engineering department oversees programming implementation.

Annual Reports – Re-posted 2018 annual report with swap of I-78 project photographs, as per chief engineer's request. Hard copies to be printed for files. Resumed preparations for 2019 report, which will be heavily oriented toward the completion/opening of the new Scudder Falls Toll Bridge's first span.

Scudder Falls Project Presentation – Gave presentation on the Scudder Falls Bridge Replacement Project to the Professional Engineers Society of Mercer County. The slide program relied heavily on a recent presentation that Assistant Chief Engineer Kevin Skeels gave to a joint meeting of ASHE Delaware Valley and ASCE Philadelphia. Both Chief Engineer Roy Little and Mr. Skeels were instrumental in providing assistance and insights that enabled me to be fully prepared to discuss the project in front of an audience of engineers. The presentation was well received and the group may reach out another time to for a presentation on our other bridges.

DELAWARE RIVER JOINT TOLL BRIDGE COMMISSION
Meeting of March 30, 2020

- **MEDIA RELATIONS:**

Hot Topics: Route 29 NB bypass lane diversion near Scudder Falls Toll Bridge; pedestrian struck by car on New Hope side of NH-LTSB; Route 611 traffic light needed to combat speeding drivers going to/from Portland-Columbia Toll Bridge; gas station robbers crossed Northampton Street Bridge after heist in Easton; columnist announces wrong date for opening Scudder Falls Toll-Bridge's shared-use path; FAA reportedly drops investigation into plane that flew beneath the Riegelsville Bridge in 2019; former Commission counsel Mark Peck appointed to Bridgewater Twp. (NJ) planning body; attorney William Mandrey nominated for Bridge Commission seat; Lower Trenton Bridge in online Mercer County quiz; I-80 expansion in Monroe County, PA.; Northampton Street Bridge traffic stop leads to methamphetamine arrests; DRJTBC Commissioner Lori Ciesla to run for Warren County freeholder seat; Calhoun Street Bridge picture; stolen car in Morrisville last seen crossing the Lower Trenton Bridge to New Jersey; wildfire at Delaware Water Gap; Scudder Falls Bridge Replacement Project construction worker fatally struck by pickup truck; couple accused of stealing \$10,000 worth of cigarettes from Easton convenience store crossed Northampton Street Bridge; I-80 wall opponents post photo of cavity below roadway in Knowlton; new warehousing development proposed on Pennsylvania side of the Portland-Columbia Toll Bridge.

- **WEBSITE:**

Initiated preparations for new webpage on the Southern Region maintenance, security, toll-staff and salt buildings planned for construction in 2020-21. Worked with Charles Stracciolini of the Engineering Department to update annual traffic counts page on the website.

- **COMMUNITY AFFAIRS:** (Please refer to Community Affairs report)

Worked with Jodee Inscho in updating NJ Route 29 bypass diversion maps. Edited winter newsletter.

INTERNAL/EXTERNAL COMMUNICATIONS

- A total of 11,297 sessions (visits) were recorded during February for the Commission's website – www.drjtbc.org. That is a decrease from the 13,031 sessions recorded in January and the 11,820 sessions recorded in February 2019.
- Issued 8 press releases/travel advisories in February. All of these were related to the Scudder Falls Bridge Replacement Project.
- Attended Central Jersey Transportation Forum in Plainsboro, NJ.
- Initiated preparations for a presentation on all 20 of the Commission's river crossings. This presentation is scheduled to be given before a group of North Jersey kayakers and canoeists during the first week of March.
- Participated in conference call on annual report with media consultant Alex Styer of Bellevue Communications and design artist Randi Dean of the Born Creative Agency.
- Attended planning meeting for a job-order contract involving paving of approaches or other repairs at three Central Region toll-supported bridges.

DELAWARE RIVER JOINT TOLL BRIDGE COMMISSION

Meeting of March 30, 2020

- Process various invoices for annual report/slide-show presentation/website photographs.
- Scheduled June 13 bridge presentation to Chasing George bike riders at the Washington Crossing Toll-Supported Bridge. Scheduled through Jerry Foster of Greater Mercer TMA.
- Posted Request for Bids responses to questions as requested by Joe Later of the Purchasing Department.
- Posted alert for alternating travel on Woodside Road in Lower Makefield, PA. Travel restriction needed for emergency repairs of failing road surface (Scudder Falls project area).
- Responded to Mercer County Executive's Office call concerning PLAs.
- Gave interview to Doylestown Intelligencer reporter Marian Callahan regarding Riegelsville Bridge low-flying plane incident.
- Updated investor information webpage, posting required 2020 IRMA notice.
- Responded to Scudder Falls inquiry call on status of shared-use path; relayed response to PI consultant for inclusion on weekly tracker.
- Provided updated information on Scudder Falls related NJ Route 29 travel restrictions to traffic reporting/mapping service HERE.com.
- Updated Scudder Falls Bridge Replacement Project website construction and schedule pages.
- Removed old travel alerts on the Commission and SFB project websites and posted new alerts as warranted.
- Drafted rough drawing of Route 29 SB bypass closure for PI team and Stokes artist.
- Conducted bridge history research for upcoming presentations.
- Reviewed archival materials in files at Trenton-Morrisville administration building; disposed of old unneeded files and distributed/retained materials of potential value.
- Updated the About the Commission information on the website and in press release footers.
- Sent historic photographs to Matt Lawson of the Mercer County Planning Department.
- Communicated with TRANSCOM regarding Scudder Falls travel pattern changes.
- Edited Lower Trenton Bridge webpage photograph.
- Rewrote Commission description paragraph for draft RFP provided by Administration Department.
- Corrected Metrotrails Facebook post concerning one of our crossings.
- Contacted NJ Senator Shirley Turner's office to provide heads up of scheduled Route 29 bypass roadway closures/diversions.
- Contacted Liz Verna of Burlington County Bridge Commission concerning bicycle/pedestrian crossings at her facilities.
- Responded to Middlesex County bicycle advocate's inquiry concerning requirement to walk bicycles across our bridges that have pedestrian walkways and reaffirming Commission's authority to prohibit bicycles in vehicular travel lanes.
- Requested photo use permission of Pittsburgh Tribune photography department both online and by phone message.

DELAWARE RIVER JOINT TOLL BRIDGE COMMISSION

Meeting of March 30, 2020

- Drafted proclamations for hero Commission employees Parichuk, Harron and Stocker who stopped suicide attempt at Northampton Street Bridge; ordered frames for presentation by Commissioners at February meeting.
- Worked with GPI's Muhammad Ansari and Maria Reiher to secure high-rez photographs of 2018 I-78 project work.
- Forwarded new Commission jurisdiction map to Charles Stracciolini for use in future traffic engineering reports.
- Communicated with NJ DOT press shop for further advance notice of Route 29 bypass lane diversions.
- Contacted Delaware River Towns Chamber of Commerce and New Hope Pride for info on spring street fairs/parades that might conflict with approach repairs at the New Hope-Lambertville Toll Supported Bridge.
- Responded to running enthusiast inquiry about conducting a competitive run after the shared-use path facility fully opens on the Scudder Falls Toll Bridge in fall 2021.
- Reviewed early 2019 clip packets.
- Relayed – via Dropbox uploads and distribution – all text, photographs, graphics and other materials for new Trenton Makes The World Takes sign webpage.
- Rewrote Sgt. Stocker proclamation to reflect her promotion from toll corporal; delivered reframed proclamation to Phillipsburg administration building.
- Responded to Elijah of HERE.com regarding new Route 29 traffic patterns.
- Posted Request for Bids document for waste and recycling services at Commission facilities, as per Purchasing Department request.
- Corrected 2019 Easton-Phillipsburg Toll Bridge traffic count figure.
- Drafted/vetted noise warning for early March high-intensity construction work extending into overnight hours for the Scudder Falls Toll Bridge's second span.
- Cropped old-iron Lower Trenton Bridge aerial photograph for use on website.
- Drafted next steps memo for website consultant Myron Mariano before going live with Trenton Makes sign page; includes drop-down menu listings and icon for Quick Links listing on Commission website homepage.
- Responded to two web inquiries about the Commission's long-expired toll tokens.
- Researched Milford-Montague bridge history; contacted Montague historian Alicia Batko for photographs of old bridge and toll schedule.

DELAWARE RIVER JOINT TOLL BRIDGE COMMISSION

Meeting of March 30, 2020

**OPERATIONS INDEX
FOR
COMMUNITY AFFAIRS**

SUBJECT	DESCRIPTION	PAGE NUMBER
Community Affairs	Status Report Month of February 2020	1

Community Affairs Report February 2020

The following Community Affairs activities took place during February 2020:

Scudder Falls Bridge Replacement Project Public Involvement

Assisted in review and response to messages received via the Commission and Scudder Falls project websites, as appropriate. Coordinated with E-ZPass staff on responses to TOLL BY PLATE and electronic tolling procedure-related inquiries.

Assisted in posting weekly construction activity notice on project website and disseminating information on various road closures and changes in traffic patterns, including traffic diversion on Rt. 29 north and south. Updated Rt. 29 NB and SB bypass lane diversion maps as needed as requested by Communications DED.

Trenton Makes The World Takes Sign

Reviewed draft webpage content for the sign on the Commission website. Provided lighting request form and lighting policy document for use on webpage. Updated the lighting schedule. Processed request for color show and coordinated with Justin Bowers to update software accordingly.

PA Route 32/Solebury Township Truck Traffic

Received several emails from a Phillips Mill resident concerned about truck traffic on Route 32, requesting that the Commission better direct trucks coming from Commission property. Met with Solebury Township Police Truck Enforcement officer and discussed matter with representatives of PennDOT. All agreed that current Commission signage is adequate; identified a couple of areas where additional signage from PennDOT might be helpful.

Calhoun Street Ramps Street Lights

Collaborated with Maintenance and Facilities staff regarding non-functioning street lights along Route 29 in the area of Calhoun Street Toll Supported Bridge. Contacted PSE&G liaison to have the matter investigated and scheduled for repair.

Community Outreach

Began scheduling of community events to attend. Updating local and state officials contact lists.

Training and Professional Development

Attended Workplace Safety meeting at I-78. Attended Productivity/Time Management webinar training.

Employee Newsletter

Completed and distributed Commission Winter newsletter.

Various Community Relations

Handled various customer and community inquiries, including requests from local fire department for TOLL BY PLATE waiver, questions regarding brining and weather-related road maintenance.

DELAWARE RIVER JOINT TOLL BRIDGE COMMISSION

Meeting of March 30, 2020

ENGINEERING

The following Pages reflect the reports on those items assigned to the Engineering Department. Each item is reported separately and page numbered accordingly.

DELAWARE RIVER JOINT TOLL BRIDGE COMMISSION

Meeting of March 30, 2020 PROJECT STATUS REPORT

FACILITY	PM/PAM	CONTRACT DESCRIPTION	PAGE NO.
Trenton-Morrisville Toll Bridge	RJZ/RWL	Southern Operations & Maintenance Facilities Improvements <ul style="list-style-type: none"> Preliminary, Final, & Post Design Services, C-519A S. Maintenance Facility Site Demo & Environmental Remediation, TTS-737A-2 	1-2
Scudder Falls Toll Supported Bridge	KMS/RWL	Scudder Falls Bridge Replacement Project <ul style="list-style-type: none"> Final Design Services, Contract C-660A Construction Contract, T-668A 	2-3
	CTH/KMS	<ul style="list-style-type: none"> Construction Management, CM-669A 	4
	CLR/KMS	<ul style="list-style-type: none"> Construction Inspection, PA Approaches, CI-671A Construction Inspection, Main River, CI-672A 	4-5
	VMF/CLR/KMS	<ul style="list-style-type: none"> Construction Inspection, NJ Approaches, CI-673A 	5
	KMS/RWL	DMC Services for Construction of the SFB Project <ul style="list-style-type: none"> Oversight of Final Design, C-502A-2I 	5-6
	CTH/KMS	Public Involvement Services <ul style="list-style-type: none"> Design Contract, C-662A 	6
	KMS/RWL	Capital Program Management Consultant (CPMC) & Design Management Consultant (DMC) Services for the I-95/Scudder Falls Bridge Improvement Project <ul style="list-style-type: none"> CPMC Services 2018 through 2021, C-502A-1M 	7
	CAS/RWL	Commission Administration Building at Scudder Falls <ul style="list-style-type: none"> Design Contract, C-707A Construction Management, CM-707A Construction, T-707A 	7
Washington Crossing Toll Supported Bridge	WMC/RWL	Replacement <ul style="list-style-type: none"> Feasibility Study, C-715A-6 	8
New Hope-Lambertville Toll Bridge	CTH/RWL	Salt Storage Facility <ul style="list-style-type: none"> Design, C-702B-5 Construction Management/Inspection, C-704A-1 Construction, T-611A 	8-9
	HDH/JRB/RWL	East Abutment Stone Veneer <ul style="list-style-type: none"> Study, C-704A-2 	9
Uhlerstown-Frenchtown Toll Supported Bridge	HDH/RWL	Replacement of NJ Upstream Retaining Wall <ul style="list-style-type: none"> Design, C-732A-1 	9
I-78 Toll Bridge	VMF/KMS	I-78 Pavement Rehabilitation (Joint Rehabilitation) <ul style="list-style-type: none"> Construction Inspection, C-502A Construction Contract, T/TS-734A-001 	10
	VMF/WMC/KMS	I-78 Pavement Repair (Tractor Trailer Fire Damage) <ul style="list-style-type: none"> Construction, T/TS-734A-002 Construction Inspection, C-502A (AECOM's CPMC Contract) 	10-11

Notes: Facilities are listed South to North

The first set of initials indicate the Project Manager and the second set of initial indicate the Program Area Manager

Project Manager Legend

WMC – M. Cane

CTH – C. Harney

VMF – V. Fischer

Program Area Manager Legend

KMS – K. Skeels

CAS – C. Stracciolini

RJZ – R. Zakharia

RLR – R. Rash

CLR – C. Rood

DELAWARE RIVER JOINT TOLL BRIDGE COMMISSION
Meeting of March 30, 2020
PROJECT STATUS REPORT

Easton-Phillipsburg Toll Bridge	CTH/RWL	Salt Storage Facility <ul style="list-style-type: none"> Design, C-702B-3 Construction Management/Inspection, C-704A-3 Construction, T-711AR 	11-12
	HDH/RWL	Critical Member Strengthening And Load Capacity Assessment Of The Us 22 Broad Street Viaduct <ul style="list-style-type: none"> Assessment, C-732A-2 	12
District 2 and 3	RJZ/RWL	Phase 1 Toll Collection Counting Facilities <ul style="list-style-type: none"> Preliminary, Final & Post Design Services, C-696B-1 	12
Multiple Facilities and/or Commission-Wide	JRB/RWL	Approach Roadway Improvements at the Centre Bridge-Stockton, New Hope-Lambertville, and Uhlerstown-Frenchtown Toll Supported Bridges <ul style="list-style-type: none"> Design, C-715A-1 	13
	WMC/RWL	Electronic Surveillance/ Detection System <ul style="list-style-type: none"> ESS Maintenance Contract, DB-724A 	13
	CAS/RWL	Electronic Toll Collection <ul style="list-style-type: none"> Customer Service Center/Violation Processing Center Project, DB-584A 	13
	CAS/RWL	Traffic Count Program Upgrade <ul style="list-style-type: none"> DR-550A 	14
	CAS/RWL	Electronic Toll Collection System Replacement <ul style="list-style-type: none"> Design, Build, and Maintain, DB-540A All Electronic Tolling Study, C-701A-5 SFB All Electronic Tolling System, Installation Management, C-701A-7 	14
	WMC/RWL	Job Ordering Contracting <ul style="list-style-type: none"> Program Manager, C-727A 	15
	JRB/RWL	General Engineering Consultant Annual Inspections <ul style="list-style-type: none"> 2015-2018 Annual Inspections, C-684A 	15-16
	CAS/RWL	2015-2016 Traffic Engineering Consultant <ul style="list-style-type: none"> C-686A 	16

Notes: Facilities are listed South to North

The first set of initials indicate the Project Manager and the second set of initial indicate the Program Area Manager

Project Manager Legend

WMC – M. Cane

CTH – C. Harney

VMF – V. Fischer

Program Area Manager Legend

KMS – K. Skeels

CAS – C. Stracciolini

RJZ – R. Zakharia

RLR – R. Rash

CLR – C. Rood

DELAWARE RIVER JOINT TOLL BRIDGE COMMISSION

March 30, 2020
PROJECT STATUS REPORT

SOUTHERN OPERATIONS & MAINTENANCE FACILITIES IMPROVEMENTS

Preliminary, Final & Post Design Services
Contract No. C-519A

This contract is for Preliminary, Final and Post-Design Services for space utilization improvements at New Hope Lambertville Toll Bridge Executive Headquarters and the demolition and reconstruction of the Trenton Morrisville Toll Bridge Administration Building as identified under a Task Order Assignment for Space Utilization Program and Concept Study.

In accordance with the Commission's February 26, 2018 Regular Monthly Commission Meeting, this Contract was awarded to Gannett Fleming, Architects Inc. (GF). Accordingly; a Notice of Award and Limited Notice to Proceed was issued to GF effective February 27, 2018.

A Kick-Off Meeting was conducted with GF on March 20, 2018, and an initial record room site visit to review and obtain existing records documents was conducted on March 27, 2018. Subsequently; other site visits continue to be conducted by the Consultant as further field investigation is determined to be necessary. GF is currently coordinating with all public utilities, updating the Boundary & Topographic surveys at Trenton Morrisville site. Consultant continues to conduct users' meeting and updating the Space Utilization Program to address the Commission's current operations and anticipated needs in the foreseeable future. A Concept Design and preliminary Phasing options were submitted and presented to the Commission on 10/28/19 with an advance Contract T-730A that will cover Trenton Morrisville's salt and fueling operation's needs. The purpose of this advance Contract T-730A is to publically bid, construct and complete the new salt operation at this location and have it fully operational for the winter of 2020-2021 and prior to the demolition of the existing building together with the current salt operation. The second Contract T-519A will be publically bid to cover the construction of the balance of the Southern Operations & Maintenance needs in a multi-phased construction.

An NPDES permit Pre-Application meeting was held with Bucks County Soil Conservation on September 26th in connection with the Southern Operations Facility intended to be built at the Morrisville. Accordingly; GF provided a Design Development submission for T-730A on 10/31/19. A submission review meeting was conducted with GF on 11/13/19, and subsequent building systems phasing coordination meetings were conducted on 11/25/19, 12/6/19 and 12/18/19. A Pre-Final Design Submission for Contract T-730A was received on 12/19/19, and a design review meeting was conducted with the Commission on January 6, 2020. Bid Set was received on January 31, 2020 consistent with this Project's scheduled Public Bidding of February 3, 2020.

In connection with Resolution No. 4076-12-18 and the new real estate property acquisition at Langhorne to house the Commission's Southern Maintenance Facility; GF completed the Boundary and Topographic Land Surveys necessary for Lot Consolidation in Bucks County, Environmental Assessment Phase I and Phase II. Screening for suspected Bog Turtles and other federally endangered species' was made on June 14th by the US Army Corp. of

DELAWARE RIVER JOINT TOLL BRIDGE COMMISSION

March 30, 2020

PROJECT STATUS REPORT

Engineers and found that the Project site is not considered a Bog Turtle Habitat. In light of these results an environmental permitting pre-application meeting was held on June 20th with PADEP in attendance of the US Army Corps of Engineers as relates to a joint permit for wetland and storm water impact and mitigation at this Langhorne site. A request for site Access Easement to Big Oak Road through PECO's neighboring property was made on November 1 2019 and is currently under their review.

Another Contract TTS-737A-2 Design Development submission was made by GF on 10/30/19 as an advanced Contract for the Langhorne Site to implement the environmental remediation as listed in the Phase II report, demolition of ten (10) existing buildings and secure the site with perimeter fencing. A submission review meeting was conducted with the Consultant on 11/13/19, and a Final Design submission for was made on 12/2/19.

SOUTHERN MAINTENANCE FACILITY

Site Demolition & Environmental Remediation
Construction
Contract No. TTS-737A-2

Advance Contract TTS-737A-2 with one of the Commission's standing Job Order Contractor RCC Builders was executed January 22, 2020, and a Pre-Construction Meeting was conducted on January 16th. A BCCD Pre-Construction Meeting is scheduled on February 3rd 2020 and field activities are anticipated to start thereafter.

SCUDDER FALLS BRIDGE REPLACEMENT PROJECT

Final Design
Contract No. C-660A

During the February reporting period Michael Baker Jr., Incorporated (Baker) of Hamilton New Jersey continued their construction phase support services efforts to review and respond to various Requests for Information and submittals from the Contractor and the Construction Manager; and, attended Contract T-668A Progress Meetings, Schedule Meetings and various technical meetings involving design and field issues with the Contractor and CM/CI team.

Construction
Contract No. T-668A

Trumbull Corporation of Pittsburgh, PA (Trumbull) was awarded the Scudder Falls Bridge Replacement Construction Contract T-668A in the amount of \$396,000,000.00 at the Commission's January 30, 2017 Meeting. The Commission issued a full Notice to Proceed on March 3, 2017.

DELAWARE RIVER JOINT TOLL BRIDGE COMMISSION

March 30, 2020 PROJECT STATUS REPORT

Weekly Meetings continued between the Contractor and the Commission's Project team to discuss Project schedule, progress, and planning for ongoing and/or upcoming construction activities. Trumbull continued to submit Requests for Information (RFI's) and make required project submittals throughout this reporting period for ongoing and upcoming construction activities. To date there have been a total of 858 Contractor RFIs and a total of 1,495 Contractor Submittals. Trumbull and the Construction Manager (Hill/Jacobs) have also been coordinating on the Baseline CPM Schedule progress updates.

During the February reporting period Trumbull continued construction in work areas extending throughout the project limits in order to complete parallel activities on the project. Traffic patterns throughout the Project remained consistent, with no major changes.

In **Pennsylvania**, during the February time period, construction continued on: installation of the last sound barrier near Exit 8 Route 332; embankment excavation and grading, and drainage system installation along I-295 EB and at I-295 EB entrance Ramps B and R from Taylorsville Road; Commission and PennDOT ITS and ESS systems/cameras installation work along with temporary (staging) and permanent highway lighting adjacent to I-295 WB; continued MSE wall construction, and began work on the pile caps, for the new Stage 2 Delaware Canal Bridge abutments; installed drainage at the new Taylorsville Road Bridge; roadside landscaping erosion control measures at various areas; MSE wall construction at Wall PA-A at the I-295 Entrance Ramp B towards NJ; and, remaining punch list and extra items of work for the Bridge Monitor/All Electronic Toll (BM/AET) Building.

On the **Main River Bridge (MRB)**, during the February period, the downstream MRB structure construction continued on: MSE abutment wall and pile cap construction for abutment No. 2 in NJ; Pier No. 6 in NJ with the pouring of the pier columns concrete; the footing concrete cure and concrete form removal for Pier No. 5 in NJ; in-water work including trestle/finger installation in PA, and trestle/finger removal in NJ to meet the March 15th in-water work deadline; cofferdam installation at Pier No. 2 and Pier No. 3 in PA; demolition of existing MRB Pier No. 7 and Pier No. 8, which were completed; and, demolition of one of two spans, Span 5, of the remaining steel of the existing MRB.

In **New Jersey**, during the February period, construction continued on: the ITS and highway lighting conduit/junction box installation at various locations; grading and drainage pipe installation along the I-295 median and the Route 29 interchange; and, the installation of the drilled foundation shafts and lagging for the retaining walls adjacent to the I-295 SB entrance Ramp M from NJ Route 175. The Route 29 NB traffic diversion through the roundabouts - required for deep-cut drainage installation, and all associated work, was completed. And, the NJ Route 29 SB traffic diversion through the roundabouts - required for MRB, NJ Ped-Bike path approach and Route 29 SB re-construction was implemented on February 28th.

DELAWARE RIVER JOINT TOLL BRIDGE COMMISSION

March 30, 2020 PROJECT STATUS REPORT

Construction Management
Contract No. CM-669A

At the October 31, 2016 Commissioners Meeting, the Commission awarded Contract No. CM-669A, Construction Management Services for the Scudder Falls Bridge Replacement project to Hill International (Hill) of Philadelphia, PA for an amount not-to-exceed \$25,015,066.98. Hill was provided with Notice of Award and Limited Notice to proceed on November 2, 2016. Hill was then issued a Full Notice to Proceed on January 31, 2017, in parallel with the award of the Scudder Falls Bridge Replacement Contract T-668A at the same meeting.

The Hill team continues to supply construction management personnel as necessary, monitor Trumbull's performance and progress, conduct bi-weekly progress meetings, oversee and coordinate the three (3) construction inspection firms, perform utility coordination in NJ & PA, perform schedule reviews, conduct bi-weekly scheduling meetings, maintain document control, perform health and safety inspections, adjust project staffing as required, address material testing and inspection plan requirements, prepare monthly contractor invoices and manage overall project budget.

Construction Inspection of the Pennsylvania Approach Contract No. CI-671A

This Contract is for Construction Inspection (CI) Professional Services for the PA Approach Roadway Improvements portion of the Scudder Falls Bridge Replacement Project, Contract T-668A. TRC Engineers, Inc. (TRC) of Plymouth Meeting, PA was awarded this contract at the February 27, 2017 Commissioners' Meeting; and issued a full Notice to Proceed effective March 29, 2017.

During this reporting period TRC continued providing four (4) full-time inspectors for inspection of the work on the Pennsylvania Approach Roadway portion of the Project, with all inspectors working under the supervision of the Construction Manager. Additional Inspectors will be provided as the need arises based on the Contractor's schedule.

Construction Inspection of the Main River Bridge Contract No. CI-672A

This Contract is for Construction Inspection (CI) Professional Services for the Main River Bridge portion of the Scudder Falls Bridge Replacement Project, Contract T-668A. WSP/Parsons Brinckerhoff, Incorporated (PB) of Lawrenceville, NJ was awarded this contract at the February 27, 2017 Commissioners' Meeting; and issued a full Notice to Proceed effective March 22, 2017.

DELAWARE RIVER JOINT TOLL BRIDGE COMMISSION

March 30, 2020 PROJECT STATUS REPORT

During this reporting period PB continued to provide five (5) full time inspectors for inspection of the work on the Main River Bridge portion of the Project with all inspectors working under the supervision of the Construction Manager. Additional Inspectors will be provided as the need arises based on the Contractor's schedule.

Construction Inspection of New Jersey Approach Contract No. CI-673A

This Contract is for Construction Inspection (CI) Professional Services for the NJ Approach Roadway Improvements portion of the Scudder Falls Bridge Replacement Project, Contract T-668A. Gannett Fleming, Inc. (GF) of South Plainfield, NJ was awarded this contract at the February 27, 2017 Commissioners' Meeting and issued a full Notice to Proceed effective March 29, 2017.

During this reporting period GF continued to maintain the contract's full complement of five (5) inspectors to provide inspection and material testing for work on the New Jersey approach portion of this project under the supervision of the Construction Manager. Two of the current five inspectors are from GF's IBE sub-consultant, Churchill Consulting Engineers.

DESIGN MANAGEMENT CONSULTANT SERVICES T-668A CONSTRUCTION Task Order Assignment No. C-502A-2I

AECOM is providing DMC services during the construction of the Scudder Falls Bridge Replacement Project, Contract T-668A, under this Task Order Assignment, which began on April 1, 2017. The DMC Services include support to the Commission in the following:

Environmental Agency Coordination – Continuous services providing Project-wide assistance with environmental activities including agency site visits; contractor inquiries associated with existing permits obtained by the Commission; and, monitoring and implementation of existing environmental mitigation stipulations associated with pre-construction project permits and agency agreements.

Environmental Permitting – During the February time period AECOM reviewed and responded to questions concerning the environmental permits issued for the Project.

Environmental Monitoring Services – Continuous services throughout construction to meet project permit requirements. Services performed during this reporting period included weekly peregrine falcon monitoring by AECOM, and weekly monitoring of the project site for compliance with environmental stormwater management requirements by AECOM sub-consultant ACT Engineers.

DELAWARE RIVER JOINT TOLL BRIDGE COMMISSION

March 30, 2020 PROJECT STATUS REPORT

Contracts C-660A and T-668A Progress Support - DMC services during this reporting period included participation in the work flow for review and distribution of the contractor's submittals and requests for information (RFI) for review and responses to same; ongoing coordination with the Baker Team to expedite RFI and contractor submittal responses to meet project schedules; design and/or construction issue trouble-shooting and resolution support with involvement in the various technical issues meetings with the CM and the Contractor; ongoing utility relocation work and existing facility interface coordination support; liaison to the Commission Operations, Public Safety Bridge Security, and Purchasing Departments for maintenance of the existing equipment and other roadway appurtenances within the SFB Project construction zone; and, required coordination to facilitate outside parties interface with the project such as utility companies, adjacent municipalities, and State DOT's.

CI Contract Administration – AECOM staff serve as Project Managers for the three (3) Construction Inspection (CI) contracts associated with the Scudder Falls Bridge project. This includes coordination with the CI firms for the supplying of inspectors to the project as requested by the Construction Manager; and, administration of the CI contracts and address any contractual needs.

PUBLIC INVOLVEMENT SERVICES

Final Design Services
Contract No. C-662A

McCormick Taylor, Inc. (MT) was awarded this Public Involvement (PI) Contract at the Commission's September 28, 2015 Meeting, and issued Notice to Proceed effective October 29, 2015. MT's public involvement effort focuses on regularly communicating project activities to officials, stakeholders and the public, as well as informing motorists of near-term construction stage travel implications, performing public involvement initiatives and market research activities and development of discussion guides and analysis related the implementation of the new toll, and payment options related to All-Electronic Tolling. MT has finalized a new project specific logo and has created a new project specific website that went live on October 4, 2018. MT submitted a revised public involvement toll-implementation strategy and timeline to Commission staff for application and roll-out. MT continues to monitor the toll-free information line calls, compiling and responding to calls as well as project specific e-mails related to construction and toll implementation.

DELAWARE RIVER JOINT TOLL BRIDGE COMMISSION

**March 30, 2020
PROJECT STATUS REPORT**

CAPITAL PROGRAM MANAGEMENT CONSULTANT (CPMC) & DESIGN MANGEMENT CONSULTANT (DMC) SERVICES FOR THE I-95/SCUDDER FALLS BRIDGE IMPROVEMENT PROJECT

CPMC SERVICES – 2018 THROUGH 2021
Task Order Assignment No. C-502A-1M

Task Order Assignment 502A-1M, Capital Program Management Consultant (CPMC) Services for 2018 through 2021 began in April 2018. AECOM is currently providing two (2) part-time Project Managers to oversee and administer various design and construction projects that are being advanced in the Capital Improvement Program. During this reporting period, CPMC Staff continued to provide the management and oversight of punch-list and close-out items for Construction Contract T-707A for the New Commission Administration Building and CM/CI Contract CM-707A; field oversight of the Job Order Contract for the repairs of the I-78 roadway pavement resulting from a truck fire in early December; and, field oversight of the Job Order Contract for the new Southern Maintenance Facility Site Demolition and Remediation work.

COMMISSION ADMINISTRATION BUILDING AT SCUDDER FALLS

Design
Contract No. C-707A

The design team attended bi-weekly project closeout meetings as needed, reviewed submittals, responded to request for information from the contractor and inspected completed work from the project punch-list.

Construction Management
Contract No. CM-707A

Joseph Jingoli & Son, Inc. facilitated the bi-weekly project closeout meetings and various field meeting as needed for the project. Jingoli continues to complete document processing that includes receiving and distributing project submittals, requests for information from the contractor and project punch lists. Staff from the construction manager includes the Project Manager and he is on site as needed as field work by the contractor occurs. Additionally, Jingoli continues to inspect completed work from the project punch-list.

Construction
Contract No. T-707A

Project closeout items were submitted by the contractor and are being reviewed by the project team. Bracy Construction is completing items on the punch list.

DELAWARE RIVER JOINT TOLL BRIDGE COMMISSION

**March 30, 2020
PROJECT STATUS REPORT**

WASHINGTON CROSSING TOLL-SUPPORTED BRIDGE

**WASHINGTON CROSSING BRIDGE REPLACEMENT FEASIBILITY STUDY
Contract No. C-715A-6**

The study expanded upon previously identified alternatives and developed additional alternatives involving realignment and profile adjustments. Commission staff is currently reviewing the ‘road map’ developed by Pennoni Associates for advancing the project.

NEW HOPE-LAMBERTVILLE TOLL BRIDGE

**SALT STORAGE FACILITY - DESIGN
Task Order Assignment No. C-702B-5**

IH Engineers was issued Notice to Proceed effective August 21, 2018. A project kick-off meeting was held with IH on August 29, 2018 with operations and supervisory staff in attendance. This Task Order Assignment is to perform final design for constructing a new salt storage facility to meet the needs at NH-L Toll Bridge and to be constructed adjacent to the existing barn/salt storage building.

The designer submitted final bid documents on January 25, 2019 and the construction project was awarded at the March 25, 2019 Commissioners Meeting. IH is currently performing post-design/post-award services as necessary to assist with project closeout.

**SALT STORAGE FACILITY – CM/CI
Task Order Assignment No. C-704A-1**

Greenman-Pedersen, Inc. (GPI) was issued Notice to Proceed effective April 1, 2019. A project kick-off meeting was held with GPI on April 3, 2019 with operations and supervisory staff in attendance. GPI will provide a part time Project Manager, full time Resident Engineer/Inspector and part time Scheduler throughout the duration of this task order assignment. GPI attended a kick-off meeting with the contractor (Magnum), conducted job progress meetings and performing construction management, inspection and project closeout activities.

DELAWARE RIVER JOINT TOLL BRIDGE COMMISSION

March 30, 2020 PROJECT STATUS REPORT

SALT STORAGE FACILITY - CONSTRUCTION Contract No. T-611A

At the March 25, 2019 Commissioners Meeting, the Commission awarded Contract No. T-611A, New Hope-Lambertville Toll Bridge Salt Storage Building to Magnum Inc. of Warminster, PA for an amount not-to-exceed \$1,439,584.00. Magnum was provided with Notice of Award/Limited Notice to proceed on March 26, 2019 and a full Notice-to-Proceed was given on April 24, 2019. A kick-off meeting was scheduled with Magnum on May 3, 2019. Magnum has achieved substantial completion. A few weather sensitive tasks will be completed in the spring of 2020.

NEW HOPE-LAMBERTVILLE TOLL BRIDGE NEW HOPE-LAMBERTVILLE TOLL BRIDGE STONE VENEER C-704A-2

At the end of March the breakdown of a section of the stone veneer at the east abutment of the New Hope – Lambertville Toll Bridge (Route 202) was discovered under an existing task order agreement. GPI Inc. was given the task to investigate the cause, and determine a solution for the issue. The consultant was given Notice to Proceed on 4/29/2019. The consultant went out in the field on 5/15 and 5/16/19 to access the condition of the stone veneer at both abutments of the NH-L Toll Bridge. A preliminary report was received June 7th, 2019. Report was finalized 7/15/2019. Preliminary design/repair documents received 8/9/2019, and reviewed by 8/23/19. Revisions to design documents received electronically on 9/13/2019. Anticipate the repairs to go to a JOC and initiate spring 2020.

UHLERSTOWN-FRENCHTOWN TOLL SUPPORTED BRIDGE REPLACEMENT OF NJ UPSTREAM RETAINING WALL C-732A-1

The stone masonry retaining wall to the north of the Bridge Monitor Shelter in Frenchtown is deteriorated and in need of replacement. Arora and Associates, P.C. has been given the task to design a new retaining wall that would keep the appearance of the existing wall in mind. Arora was given Notice To Proceed on 8/16/2019. A Preliminary Design submission has been received 9/4/2019. Upon review by the Commission, the consultant has been asked to provide an additional design option, which would include acquiring additional property. Consultant provided additional Engineer's estimate on 10/17/2019. Since the replacement of the wall is hampered by the location of the property line, a meeting is being set up with Frenchtown Borough, owner of the adjacent property, to discuss easement. Meeting with Mayor of Frenchtown on 12/20/2019 regarding construction.

DELAWARE RIVER JOINT TOLL BRIDGE COMMISSION

March 30, 2020
PROJECT STATUS REPORT

I-78 PAVEMENT REHABILITATION (JOINT REHABILITATION)

Construction Inspection
Contract No. C-502A (AECOM's CPMC Contract)

Construction Inspection for this first JOC contract was provided by AECOM through their CPMC contract. AECOM worked under the Construction Manager, Gordian, who is the firm managing the overall JOC contract. The roadway repairs were completed including punch-list work in November 2019 and AECOM worked with Gordian and the Commission to closeout this first JOC contract. A JOC supplemental adjustment was developed by Gordian and signed by the Mount to reflect the final contract quantities and costs.

Construction
JOC Contract No. T/TS-734A-001

The I-78 repairs for this first JOC contract were completed, including all punch list work, in November 2019. The Commission is processing the fourth and final invoice, and preparing project closeout documents.

I-78 PAVEMENT REPAIR (TRACTOR TRAILER FIRE DAMAGE)

Construction
JOC Contract No. T/TS-734A-002

An emergent repair was deemed necessary to mill and pave a small section of I-78 that sustained damage from a tractor trailer fire on December 4, 2019. This work would be completed under the Commission's T/TS-734A JOC North contractor, Mount Construction Company, Inc. (Mount)

The emergency repair work for this second JOC contract included milling/paving 367 SY of damaged pavement across all three westbound lanes and the left shoulder and temporary striping near mile marker 2.2, and was completed in December 2019. This JOC contract will remain open until the remaining work of permanent striping and installation of 60 feet of rumble strip are completed when the weather permits.

DELAWARE RIVER JOINT TOLL BRIDGE COMMISSION

March 30, 2020 PROJECT STATUS REPORT

Construction Inspection
Contract No. C-502A (AECOM's CPMC Contract)

Construction Inspection for this second JOC contract was provided by AECOM through their CPMC contract, working under the Construction Manager, Gordian. Due to the emergent nature of this repair, the work was performed prior to receiving Mount's cost estimate, thus necessitating the need to track the work via force account to substantiate the cost proposal. The repair work was completed in December with only the permanent striping and rumble strip to be completed when the weather permits. During this reporting period, AECOM worked with Mount, Gordian and the Commission to review and discuss several revised cost proposals submitted by Mount.

EASTON-PHILLIPSBURG TOLL BRIDGE

SALT STORAGE FACILITY - DESIGN
Task Order Assignment No. C-702B-3

IH Engineers was issued Notice to Proceed effective February 16, 2018. A project kick-off meeting was held with IH on the same date. This Task Order Assignment is to perform final design for constructing a new salt storage facility to meet the needs at E-P Toll Bridge.

IH provided revised/updated final design construction bid documents to the Commission and bids were received on March 28, 2019 and the construction project was awarded at the April 29, 2019 Commissioners Meeting. IH is currently providing post-design/post-award services as necessary to assist with project closeout.

CM/CI
Task Order Assignment No. C-704A-3

Greenman-Pedersen, Inc. (GPI) was issued Notice to Proceed effective May 24, 2019. A project kick-off meeting was held with GPI on June 12, 2019 with operations and supervisory staff in attendance. GPI will provide a part time Project Manager, full time Resident Engineer/Inspector and part time Scheduler throughout the duration of this task order assignment. GPI attended a kick-off meeting with the contractor (Bracy), conducted job progress meetings and is currently performing construction management, inspection and project closeout activities.

DELAWARE RIVER JOINT TOLL BRIDGE COMMISSION

March 30, 2020 PROJECT STATUS REPORT

Construction Contract No. T-711AR

At the April 29, 2019 Commissioners Meeting, the Commission awarded Contract No. T-711AR, Easton-Phillipsburg Toll Bridge Salt Storage Building to Bracy Construction, Inc. of Allentown, PA for an amount not-to-exceed \$1,711,600.00. Bracy was provided with Notice of Award/Limited Notice to proceed on April 30, 2019 and a full Notice-to-Proceed was given on June 4, 2019. A kick-off meeting was scheduled with Bracy on June 12, 2019. Bracy has achieved substantial completion. A few weather sensitive items will be completed in the spring of 2020.

CRITICAL MEMBER STRENGTHENING AND LOAD CAPACITY ASSESSMENT OF THE US 22 BROAD STREET VIADUCT C-732A-2

Arora and Associates, P.C. to perform a load capacity assessment of the Broad Street Viaduct, a NJ approach structure to the Easton Phillipsburg Toll Bridge. This load rating assessment will include Specialized Hauling Vehicles (SHVs) and Emergency Vehicles EVs in accordance with the FHWA directives mandated by MAP21 and Fast Act. Notice to Proceed on 9/23/2019. Preliminary Load Rating report received for review on 10/28/2019. Load Rating has been reviewed, and comments sent to the Consultant on 11/21/2019. Meeting with Consultant regarding Preliminary proposal on 12/13/2019. Revised Load Rating report received on 12/24/2019. Requested Consultant to evaluate the steel truss at the west abutment on 1/3/2019.

DISTRICT 2 AND 3

PHASE 1 TOLL COLLECTION COUNTING FACILITIES

Preliminary, Final & Post Design Services
Task Order Assignment No. C-696B-1

Utilizing the Commission standing Consulting Engineer Task Order Agreement with French & Parrello Associates (FPA), this Task Order Assignment is to obtain engineering preliminary, final, and post design services to support the Commission needs for Toll Counting facilities at I-78, Easton Phillipsburg, and Delaware Water Gap Toll Bridge Facilities.

As a part of a fast track implementation plan, Kick-Off Meeting was conducted with FPA on October 20, 2016, at which time the Consultant provided pre-schematic design sketches to expedite Commission's input on the same. The Consultant collected Project related record documents after this meeting, conducted site visits on October 25th at all three locations. Schematic Design Submission was received on November 9th, 2016 and a submission review meeting was held on November 14th sharing the Commission's comments with the Consultant. Final Design Submission was received December 30, 2016 and a design submission review meeting was conducted on January 9, 2017 and revised documents were received January 19, 2017.

DELAWARE RIVER JOINT TOLL BRIDGE COMMISSION

March 30, 2020
PROJECT STATUS REPORT

APPROACH ROADWAY IMPROVEMENTS AT THE CENTRE BRIDGE – STOCKTON, NEW HOPE – LAMBERTVILLE, AND UHLERSTOWN – FRENCHTOWN TOLL-SUPPORTED BRIDGES

Design
Task Order Assignment No. C-715A-1

Under this Task Order Assignment (TOA) the Consultant, Pennoni, Inc. (Pennoni), is providing professional services for the design of approach roadway improvements at the Centre Bridge – Stockton, New Hope – Lambertville, and Uhlerstown – Frenchtown Toll-Supported Bridges. Improvements include select roadway repaving, re-striping, three (3) ADA ramps, replacement of six (6) inlets, curbing repair and patching/coating of a retaining wall.

Notice to proceed was given on September 25, 2017. Final plans and specifications are ready awaiting construction under the Job Order Contracting Program. A Job Order Request form has been sent to Mount Construction and a pre-proposal on-site meeting was held on March 10. Pennoni is post-design services when necessary.

ELECTRONIC SURVEILLANCE / DETECTION SYSTEM ESS MAINTENANCE CONTRACT Contract No. DB-724A

Schneider Electric Building Americas, Inc. continued to provide maintenance services in support of the Electronic Surveillance / Detection System under the direction of the Commission's Public Safety and Bridge Security, who operate the system from the Primary Control Center located at the New Jersey State Police's Regional Operation and Information Center (ROIC) in West Trenton, New Jersey

ELECTRONIC TOLL COLLECTION CUSTOMER SERVICE CENTER/VIOLATION PROCESSING CENTER PROJECT Contract No. DB-584

The new NJ Customer Service Center (CSC) is live and transactions for the Scudder Falls Bridge are being processed. The New Jersey Turnpike Authority (NJTA), as the lead agency, is facilitating all meetings with the other agencies and Conduent to manage the implementation of outstanding system elements.

Commission staff is working with Conduent on the installation of a communication circuit into the data room at the Scudder Falls Administration Building. The circuit will connect to the relocated toll host, once it is moved to the data center.

DELAWARE RIVER JOINT TOLL BRIDGE COMMISSION

March 30, 2020
PROJECT STATUS REPORT

TRAFFIC COUNT PROGRAM UPGRADE Contract No. DR-550A

A Purchase Order was issued to Signal Service, Inc., West Chester, PA for the traffic counters, server and additional materials. Signal Service is a member of the Pennsylvania Department of General Services COSTARS Program (Cooperative Purchasing Contract No. 4400012659). The COSTARS Program sets the pricing for the traffic counters, auxiliary equipment, and software to be purchased.

As the Commission expanded its wide area network (WAN) to the toll supported bridges, the traffic counters were all transitioned from the cellular modems to the WAN for the transmission of data. Commission staff is working with Signal Service to transition the counters for the free direction of the Toll Bridges from cellular modems to the WAN.

ELECTRONIC TOLL COLLECTION SYSTEM REPLACEMENT DESIGN, BUILD AND MAINTAIN Contract No. DB-540A

Commission staff is working with TransCore to relocate the system-wide toll host from Morrisville to data center at the Administration Building at Scudder Falls. TransCore released a new software build for the toll system.

Kapsch is completing a review of all transponder readers used at all Commission toll plazas. After completing the review, a list of recommended tuning adjustments will be presented for our consideration and implementation.

Commission Staff and TransCore meet monthly to review and discuss system operational and maintenance items. A weekly call also takes place to briefly review system maintenance items for the week.

ELECTRONIC TOLL COLLECTION / TOLLING **TASK ORDER CONSULTANT**

ALL ELECTRONIC TOLLING STUDY
Task Order Assignment No. C-701A-5

This task order assignment will be closed out once all invoicing is complete.

SCUDDER FALLS BRIDGE ALL ELECTRONIC TOLLING SYSTEM – INSTALLATION
MANAGEMENT
Task Order Assignment No. C-701A-7

There was not activity on this Task Order Assignment.

DELAWARE RIVER JOINT TOLL BRIDGE COMMISSION

**March 30, 2020
PROJECT STATUS REPORT**

JOB ORDER CONTRACTING

**JOB ORDER CONTRACTING PROGRAM MANAGER
Contract No. C-727A**

Gordian Group's activities included providing program management services in support of individual job orders.

GENERAL ENGINEERING CONSULTANT 2015-2020 ANNUAL INSPECTIONS C-684A

the Commission's General Engineering Consultant (GEC), Van Cleef Engineering Associates, LLC, (formerly Cherry, Weber & Associates) (VCEA) is providing Annual Inspection Services for the Toll-Supported Bridges in 2016. VCEA was provided with Notice to Proceed on March 23, 2015. On November 21, 2016, the Commission, via Resolution 3090-11-16, extended VCEA's contract to perform GEC services and inspections in 2017 & 2018. On November 19, 2018, the Commission, via Resolution 4045-10-18, extended VCEA's contract to perform GEC services and inspections in 2019 & 2020, the second and final of two 2-year optional extensions in the original contract.

A kick-off meeting was held on March 18 for the 2019 Toll Bridge Inspections at the I-78 Toll Bridge Maintenance Garage and attended by representatives from North, Central and South Regional Maintenance, the Deputy Director of Maintenance, Engineering, the Director of Tolling, the Senior Director of Maintenance and Toll Operations, and VCEA. Interim inspections of all required Toll-Supported Bridges are complete. Inspections have been completed at all Toll Bridges. A progress meeting was held on June 5 at the Easton – Phillipsburg Toll Bridge with attendees from VCEA, Commission Engineering Staff, and Maintenance. Facilities inspections (except Trenton – Morrisville) were held on June 12 at New Hope - Lambertville and Interstate 78, June 21 at Milford – Montague and Portland – Columbia, and June 26 at Easton – Phillipsburg and Delaware Water Gap. Representatives from VCEA, SJH (Subconsultant & Architect), Commission Engineering Staff, Deputy Director of Maintenance and Maintenance Supervisors were present at facility inspections.

As a follow-up to the progress meeting on June 5, VCEA performed additional inspections on June 14 at three Toll-Supported Bridges. Loose / missing stones at the base of Pier 3 at Washington Crossing TSB and Pier 5 at New Hope – Lambertville TSB were inspected and the NJ retaining wall on the north side of the Uhlerstown – Frenchtown TSB was also inspected. A report of findings was provided to the Commission.

DELAWARE RIVER JOINT TOLL BRIDGE COMMISSION

March 30, 2020 PROJECT STATUS REPORT

A progress meeting was held on August 2 at the Trenton – Morrisville Administration Building. On August 12, VCEA performed a first cycle inspection on the new Scudder Falls Toll Bridge, Pennsylvania Canal Overpass, and Taylorsville Road Overpass. The Commission has received SI&A information from the bridge designer, Michael Baker, and is coordinating with VCEA to enter the information in the PennDOT BMS2 system. Sign retro-reflectivity testing was completed on October 16 in the Central Region, October 17 in the Southern Region, and October 21 in the Northern Region. Scudder Falls was not tested due to construction and upcoming replacement of signs due to construction.

The draft Maintenance report was submitted to the Commission on September 12 and has been distributed to Maintenance and Operations for review and comment. Review meetings were held on May 18 with Northern and Central Regions and May 22 with Southern Region. Attendees included VCEA, Engineering Staff, and Maintenance. The final draft has been submitted to the Commission.

The Final Draft Annual Inspection Report has been finalized and is being submitted to the Commission for acceptance at the March Commission Meeting.

A kick-off meeting was held on February 26 for the 2020 Toll-Supported Bridge Inspections at the I-78 Toll Bridge Maintenance Garage and attended by representatives from Central and South Regional Maintenance, the Deputy Director of Maintenance, Engineering, the Deputy Executive Director of Operations and VCEA. Inspections will begin in late March at multiple toll-supported bridges.

2015-2016 TRAFFIC ENGINEERING CONSULTANT

Contract No. C-686A

Pennoni Engineers prepared and submitted a final report and it was presented at the February 2020 Committee Meeting and accepted at the February 2020 Commission Meeting.

DELAWARE RIVER JOINT TOLL BRIDGE COMMISSION

Meeting of March 30, 2020

OPERATIONS

The following Pages reflect the reports on those items assigned to the Operations Department. Each item is reported separately and page numbered accordingly.

DELAWARE RIVER JOINT TOLL BRIDGE COMMISSION
Meeting of March 30, 2020

OPERATIONS INDEX
FOR
PUBLIC SAFETY & BRIDGE SECURITY

SUBJECT	DESCRIPTION	PAGE NUMBER
Public Safety & Bridge Security	Status Reports Month of February 2020	1-22

DELAWARE RIVER JOINT TOLL BRIDGE COMMISSION
Meeting of March 30, 2020

PUBLIC SAFETY AND BRIDGE SECURITY
MONTH OF February 2020

The below-listed items represent meetings, communications, tasks, and projects involving the Public Safety and Bridge Security Department:

Radio System

- During the month of February 2020, Public Safety and Bridge Security (PSBS) personnel, along with the NJ State Police and Motorola have continued working with personnel who manage the Stockton Tower to prepare for the extension of the Stockton Tower and installation of radio equipment. Currently we are waiting for a Purchase Order from Purchasing to American Towers.
- PSBS received new mobile radios for the new Commission vehicles ordered to replace those taken out of service or reassigned.
- PSBS personnel alone, and in conjunction with the New Jersey State Police investigated various other DRJTBC radio issues both during and after normal working hours. Currently PSBS is working with Motorola and the New Jersey State Police to correct an issue with the Motorola software that is adversely affecting some of our new radio installations.
- PSBS personnel continue to work with the Regions and IT to update the Maximo radio inventory database.

Access Control System

- During the month of February 2020, PSBS personnel worked with General Supply (Commission's locksmith) to address various door lock issues.
- At the request of Auditing, temporary badges were assigned to an outside auditing team visiting the Commission in March.
- During the month of February 2020, the ACS database was audited and pictures were updated for employees and contractor cards. Various other employee ACS rights were updated and/or changed at the request of supervisors.
- Various door alarms and ACS issues were addressed both during and after normal working hours.

DELAWARE RIVER JOINT TOLL BRIDGE COMMISSION
Meeting of March 30, 2020

PUBLIC SAFETY AND BRIDGE SECURITY
MONTH OF February 2020

Public Safety & Bridge Security

- During the month of February 2020, PSBS personnel continued to work with Schneider Electric on various new Capital Projects, pending projects and current construction projects.
- During the month of February 2020, PSBS staff began programming and migrating from SwiftReach mass notification system to the Rave mass notification system.
- During the month of February 2020, PSBS personnel continued working with Engineering on the design renovations to the Trenton-Morrisville administration building.
- PSBS personnel reviewed and purged the ESS video storage database that contains copies of videos requested by DRJTBC personnel and outside agencies.
- PSBS personnel worked during and after normal working hours on numerous issues and problems raised by Commission members.
- The PSBS Primary Control Center (PCC) continues to operate 24/7 and detected, documented, and assisted the Regional bridges with various emergencies, traffic, and security related incidents.
- During the month of February 2020, PSBS personnel worked with several police departments and DRJTBC personnel on various inquiries and investigations. As a result, PSBS personnel investigated and processed Twenty-eight video requests. Please see the attached “ESS Request Video Report” for a summary of information on each request.
- During the month of February 2020, PSBS personnel worked with signal services to install an oversized vehicle detection radar system at Riverton Belvidere. The system is being tested for accuracy in identifying oversized vehicles.
- During the Month of February 2020, PSBS personnel worked with Signal services to install the wireless signal light control at Washington’s crossing.
- During the month of February 2020, PSBS personnel worked with Engineering and Maintenance to install “Narrow Bridge” signs at the Uhlerstown-Frenchtown, Riegelsville, Washington Crossing and Riverton-Belvidere Toll Supported Bridges.

DELAWARE RIVER JOINT TOLL BRIDGE COMMISSION
Meeting of March 30, 2020

PUBLIC SAFETY AND BRIDGE SECURITY
MONTH OF February 2020

- PSBS is also in the process of reviewing the current weight restricted signage at various toll supported bridges and is working with Engineering to install lighted LED signage where possible.

Miscellaneous

- On February 6th 2020, PSBS Staff attended the Staff meeting and Operations meeting
- On February 7th 2020, PSBS Staff attended a meeting with engineering to discuss the Southern Maintenance Facilities (SD Submissions Review & Phasing)
- On February 10th & 11th 2020, PSBS staff toured toll and toll supported bridges with operations staff to identify security upgrade needs at facilities
- On February 12th 2020, PSBS staff held a meeting with PSBS assistant coordinators to update them on commission and department policy's
- On February 13th 2020, PSBS Staff held a biweekly meeting with Schneider Electric to review BD-724A phase projects
- On February 18th 2020, PSBS Staff held interviews for ESS Monitor II
- On February 20th 2020, PSBS attended the Workplace Safety Committee Meeting
- On February 20th 2020, PSBS met with Bosch and Chesapeake Midlantic regarding edge analytics
- On February 26th 2020, PSBS personnel attended Harassment prevention Training
- On February 26th 2020, PSBS held In-Service training for commission personnel
- On February 27th 2020, PSBS personnel attended CPR/AED/First Aid training
- During the month of February 2020 PSBS staff worked on updating the Commission's COP-E Plan regarding the Coronavirus pandemic threat.



ESS Request Video

Report Run Date: 3/2/2020

Report Month: 2/1/2020- 2/29/2020

ID	Request Date	Request_Agency	Requestor	Location	Incident Type	DRJTBC Requestor
2328	2/1/20	New Hope Police Department	Ofc. James Giovinazza	NHL-TS	Motor Vehicle Accident	Matt Jones
2329	2/1/20	DRJTBC	Joseph Trinian	Calhoun St.	Motor Vehicle Accident	Joseph Trinian
2330	2/1/20	DRJTBC	M. Leary Jr	Calhoun St.	Hit & Run MVA	Mark Leary Jr
2331	2/4/20	Newtown Borough PD	Ofc. Chris Bush	NHL	Police Investigation	Matt Skrebel
2332	2/4/20	DRJTBC	Matt Skrebel	Northampton	Motor Vehicle Accident	Matt Skrebel
2333	2/5/20	Easton Police Department	Det. Christopher G. Miller	Northampton	Police Investigation	Michael Wahl
2334	2/5/20	Upper Makefield Twp. Police	Det. Jeff Jumper	Washington Crossing	Police Investigation	Matt Skrebel
2335	2/5/20	DRJTBC	M. Leary Jr	Northampton	Motor Vehicle Accident	Mark Leary Jr
2336	2/6/20	DRJTBC	M. Jones	Lower Trenton	Motor Vehicle Accident	Matt Jones
2337	2/6/20	DRJTBC	M. Leary Jr	EP	Motor Vehicle Accident	Mark Leary Jr
2338	2/7/20	DRJTBC	M. Leary Jr	Lower Trenton	Motor Vehicle Accident	Mark Leary Jr
2339	2/7/20	DRJTBC	A. León	I78	Motor Vehicle Accident	Ariel Leon
2340	2/7/20	Mercer County Prosecutor's Office	Det. Luis A. Vega II	TM	Police Investigation	Denis Stites
2341	2/9/20	DRJTBC	J Kelly	Scudder Falls	Motor Vehicle Accident	Kevin Clark
2342	2/10/20	DRJTBC	M. Jones	TM	Motor Vehicle Accident	Matt Jones
2343	2/11/20	DRJTBC	Nicholas Knechel	Scudder Falls	Motor Vehicle Accident	Nicholas Knechel
2344	2/11/20	DRJTBC	Nicholas Knechel	TM	Motor Vehicle Accident	Nicholas Knechel
2345	2/13/20	DRJTBC	Steve Mongiovi	Scudder Falls	Motor Vehicle Accident	Stephen Mongiovi
2346	2/15/20	DRJTBC	M. Leary Jr	I78	Motor Vehicle Accident	Mark Leary Jr
2347	2/15/20	DRJTBC	M. Jones	DWG	Motor Vehicle Accident	Matt Jones
2348	2/16/20	DRJTBC	M. Leary Jr	DWG	Motor Vehicle Accident	Mark Leary Jr
2349	2/17/20		A. León	EP	Motor Vehicle Accident	Ariel Leon
2350	2/17/20	DRJTBC	Steve Mongiovi	TM	Motor Vehicle Accident	Stephen Mongiovi
2351	2/18/20	DRJTBC	Matt Skrebel	TM	Motor Vehicle Accident	Matt Skrebel



ESS Request Video

Report Run Date: 3/2/2020

Report Month: 2/1/2020- 2/29/2020

ID	Request Date	Request_Agency	Requestor	Location	Incident Type	DRJTBC Requestor
2352	2/21/20	Buckingham Township Police Department	Detective Timothy Johnson	NHL	Police Investigation	Denis Stites
2353	2/25/20	DRJTBC	Joseph Trinian	TM	Other	Joseph Trinian
2354	2/27/20	DRJTBC	Matt Skrebel	DWG	Other	Matt Skrebel
2355	2/29/20	DRJTBC	Joseph Trinian	I78	Motor Vehicle Accident	Joseph Trinian
Total for Month:		28				

JANUARY 2020

Bridges	N/R Accidents		Traffic Accidents		Motorist Assists		Other	
	NJ	PA	NJ	PA	NJ	PA	NJ	PA
Milford-Montague 40	0	0	0	0	0	0	1	0
Delaware Water Gap 41	0	1	5	1	1	2	130	0
Portland Pedestrian 42	0	0	0	0	0	0	0	0
Portland – Columbia 43	0	0	0	0	0	0	0	0
Riverton – Belvidere 44	0	0	1	0	0	0	7	0
Rt 22 EP 45	0	0	2	0	1	0	98	0
Northampton St 46	0	0	1	0	1	0	21	0
I-78 47	0	0	6	0	9	2	138	0
Riegelsville 48	0	0	0	1	0	0	0	0
Upper Black Eddy Milford 49	0	0	0	0	0	0	5	0
Uhlerstown Frenchtown 50	0	0	0	0	0	0	15	0
Lumberville Raven Rock 51	0	0	0	0	0	0	0	0
Centre Bridge Stockton 52	0	0	0	0	0	0	4	0
New Hope Lambertville Toll 53	0	0	0	0	3	0	39	0
New Hope Lambertville 54	0	0	0	0	1	0	11	0
Washington Crossing 55	0	0	0	0	0	0	1	0
Scudder Falls 56	0	1	0	1	1	0	3	0
Calhoun St 57	0	0	1	0	0	0	0	0
Lower Trenton 58	0	0	1	0	0	0	1	0
Morrisville Trenton 59	0	3	1	2	1	0	0	0

	Citations	Warnings	Security Checks
New Jersey State Police	245	114	736
Pennsylvania State Police	81	60	426

February 2020 Overweight Crossings-Central Region

2/28/2020

Bridge	Total Turnarounds	Total Overweights	Total Manned	Total Unmanned	NJSP Response	Summons Issued	Warnings Issued	PSP Response	Citations Issued	Warnings Issued2	Local Police Response	No Response Requested
Riverton-Belvidere	64	7	3	4	4	3	3	0	0	0	9	3
Northampton St.	437	1	1	0	0	0	0	1	0	1	0	0
Riegelsville	107	2	1	1	2	2	0	0	0	0	0	0
Uhlerstown - Frenchtown	95	2	1	1	1	1	1	1	1	1	1	1
February Totals	703	12	6	6	7	6	4	2	1	2	10	4
Bridge	Total Turnarounds	Total Overweights	Total Manned	Total Unmanned	NJSP Response	Summons Issued	Warnings Issued	PSP Response	Citations Issued	Warnings Issued	Local Police Response	No Response Requested
Riverton-Belvidere	117	10	3	7	7	5	4	0	0	0	9	3
Northampton St.	708	2	2	0	1	1	0	1	0	1	0	0
Riegelsville	194	2	1	1	2	2	0	0	0	0	0	0
Uhlerstown - Frenchtown	123	3	1	2	2	1	2	1	1	1	1	1
Year to Date Totals	1142	17	7	10	12	9	6	2	1	2	10	4

February 2020 Overweight Crossings-Southern Region

2/29/2020

Bridge	Total Turnarounds	Total Overweights	Total Manned	Total Unmanned	NJSP Response	Summons Issued	Warnings Issued	PSP Response	Citations Issued	Warnings Issued2	Local Police Response	No Response Requested
Lower Trenton	6	21	0	21	0	0	0	21	10	11	0	0
Calhoun Street	41	3	3	0	1	0	1	2	1	1	0	0
Washington Crossing	94	0	0	0	0	0	0	0	0	0	0	0
New Hope	80	1	1	0	1	0	1	0	0	0	0	0
Lambertville	12	1	0	1	1	1	0	0	0	0	0	0
Centre Bridge												
Stockton												
February Totals	233	26	4	22	3	1	2	23	11	12	0	0
Bridge	Total Turnarounds	Total Overweights	Total Manned	Total Unmanned	NJSP Response	Summons Issued	Warnings Issued	PSP Response	Citations Issued	Warnings Issued	Local Police Response	No Response Requested
Lower Trenton	6	51	0	51	5	5	0	45	21	24	0	1
Calhoun Street	68	4	4	0	2	1	1	2	1	1	0	0
Washington Crossing	227	3	1	2	1	1	0	2	1	1	0	0
New Hope	138	2	2	0	2	0	2	0	0	0	0	0
Lambertville												
Centre Bridge	15	1	0	1	1	1	0	0	0	0	0	0
Stockton												
Year to Date Totals	454	61	7	54	11	8	3	49	23	26	0	1

DELAWARE RIVER JOINT TOLL BRIDGE COMMISSION

MONTHLY ACTIVITY SERVICES RENDERED REPORT

BRIDGE Riverton-Belvidere

MONTH February

YEAR 2020

ACTIVITY/SERVICE	WEEK OF 1-Feb	WEEK OF 8-Feb	WEEK OF 15-Feb	WEEK OF 22-Feb	WEEK OF 29-Feb	TOTAL
Hours Worked	168	168	168	184	168	856
Patrols	84	84	84	92	84	428
Overweight Crossings	2	1	1	1	2	7
Overweights Refused	12	13	9	14	16	64
Motorist Aid	0	0	0	0	0	0
Medical Assistance	0	0	0	0	0	0
First Aid Rendered	0	0	0	0	1	1
State / Local Police Requested	2	6	2	4	2	16
Fire Dept. Requested	0	0	0	0	0	0
Public Interaction	59	43	33	57	61	253
Traffic Control	2	10	0	9	3	24
Jumpers	0	0	0	0	0	0
Assaults	0	0	0	0	0	0
Other	0	0	0	1	0	1
Miscellaneous	7	7	1	9	7	31

NOTES:

--

DELAWARE RIVER JOINT TOLL BRIDGE COMMISSION

MONTHLY ACTIVITY SERVICES RENDERED REPORT

BRIDGE Northampton Street

MONTH February

YEAR 2020

ACTIVITY/SERVICE	WEEK OF 1-Feb	WEEK OF 8-Feb	WEEK OF 15-Feb	WEEK OF 22-Feb	WEEK OF 29-Feb	TOTAL
Hours Worked	336	336	336	344	336	1688
Patrols	168	168	168	172	168	844
Overweight Crossings	0	0	1	0	0	1
Overweights Refused	90	86	80	95	86	437
Motorist Aid	1	1	1	0	2	5
Medical Assistance	1	0	0	0	0	1
First Aid Rendered	1	0	0	0	0	1
State / Local Police Requested	0	4	1	0	0	5
Fire Dept. Requested	0	0	0	0	0	0
Public Interaction	196	143	160	176	187	862
Traffic Control	52	44	41	25	40	202
Jumpers	0	0	0	0	0	0
Assaults	0	0	0	0	0	0
Other	5	3	3	3	8	22
Miscellaneous	1	5	8	5	4	23

NOTES:

DELAWARE RIVER JOINT TOLL BRIDGE COMMISSION

MONTHLY ACTIVITY SERVICES RENDERED REPORT

BRIDGE Riegelsville

MONTH February

YEAR 2020

ACTIVITY/SERVICE	WEEK OF 1-Feb	WEEK OF 8-Feb	WEEK OF 15-Feb	WEEK OF 22-Feb	WEEK OF 29-Feb	TOTAL
Hours Worked	320	320	328	324	328	1620
Patrols	160	160	164	162	164	810
Overweight Crossings	0	0	0	0	1	1
Overweights Refused	23	17	17	22	28	107
Motorist Aid	0	0	0	0	0	0
Medical Assistance	0	0	0	0	0	0
First Aid Rendered	0	0	0	0	0	0
State / Local Police Requested	0	0	0	0	1	1
Fire Dept. Requested	0	0	0	0	0	0
Public Interaction	35	38	22	35	49	179
Traffic Control	5	3	0	7	10	25
Jumpers	0	0	0	0	0	0
Assaults	0	0	0	0	0	0
Other	0	0	0	2	0	2
Miscellaneous	4	3	0	0	4	11

NOTES:

--

DELAWARE RIVER JOINT TOLL BRIDGE COMMISSION

MONTHLY ACTIVITY SERVICES RENDERED REPORT

BRIDGE Upper Black Eddy-Milford

MONTH February

YEAR 2020

ACTIVITY/SERVICE	WEEK OF 1-Feb	WEEK OF 8-Feb	WEEK OF 15-Feb	WEEK OF 22-Feb	WEEK OF 29-Feb	TOTAL
Hours Worked	4	12	0	15	27	58
Patrols	1	6	0	8	13	28
Overweight Crossings	0	0	0	0	0	0
Overweights Refused	0	0	0	0	0	0
Motorist Aid	0	0	0	0	0	0
Medical Assistance	0	0	0	0	0	0
First Aid Rendered	0	0	0	0	0	0
State / Local Police Requested	0	0	0	0	0	0
Fire Dept. Requested	0	0	0	0	0	0
Public Interaction	0	2	0	7	7	16
Traffic Control	0	0	0	0	0	0
Jumpers	0	0	0	0	0	0
Assaults	0	0	0	0	0	0
Other	0	0	0	0	0	0
Miscellaneous	0	0	0	0	0	0

NOTES:

DELAWARE RIVER JOINT TOLL BRIDGE COMMISSION

MONTHLY ACTIVITY SERVICES RENDERED REPORT

BRIDGE Uhlerstown-Frenchtown

MONTH February

YEAR 2020

ACTIVITY/SERVICE	WEEK OF 1-Feb	WEEK OF 8-Feb	WEEK OF 15-Feb	WEEK OF 22-Feb	WEEK OF 29-Feb	TOTAL
Hours Worked	84	68	64	95	69	380
Patrols	42	36	32	50	35	195
Overweight Crossings	0	0	0	2	0	2
Overweights Refused	20	16	12	24	23	95
Motorist Aid	0	0	0	0	0	0
Medical Assistance	0	0	0	0	0	0
First Aid Rendered	0	0	0	0	0	0
State / Local Police Requested	0	0	0	0	1	1
Fire Dept. Requested	0	0	0	0	1	1
Public Interaction	32	17	15	30	38	132
Traffic Control	0	0	0	0	0	0
Jumpers	0	0	0	0	0	0
Assaults	0	0	0	0	0	0
Other	0	0	0	0	0	0
Miscellaneous	0	0	0	0	0	0

NOTES:

DELAWARE RIVER JOINT TOLL BRIDGE COMMISSION

MONTHLY ACTIVITY SERVICES RENDERED REPORT

BRIDGE Portland-Columbia Pedestrian

MONTH February

YEAR 2020

ACTIVITY/SERVICE	WEEK OF 1-Feb	WEEK OF 8-Feb	WEEK OF 15-Feb	WEEK OF 22-Feb	WEEK OF 29-Feb	TOTAL
Hours Worked						0
Patrols	14	14	14	14	14	70
Overweight Crossings						0
Overweights Refused						0
Motorist Aid						0
Medical Assistance						0
First Aid Rendered						0
State / Local Police Requested						0
Fire Dept. Requested						0
Public Interaction						0
Traffic Control						0
Jumpers						0
Assaults						0
Other						0
Miscellaneous						0

NOTES:

--

DELAWARE RIVER JOINT TOLL BRIDGE COMMISSION

MONTHLY ACTIVITY SERVICES RENDERED REPORTBRIDGE Centre-Bridge StocktonMONTH FebruaryYEAR 2020

ACTIVITY/SERVICE	WEEK OF 9-Feb	WEEK OF 16-Feb	WEEK OF 23-Feb	WEEK OF 28-Feb	TOTAL
Hours Worked	0	12	12	30	54
Patrols	0	6	6	15	27
Overweight Crossings	0	0	0	0	0
Overweights Refused	0	2	2	6	10
Motorist Aid	0	0	0	0	0
Medical Assistance	0	0	0	0	0
First Aid Rendered	0	0	0	0	0
State / Local Police Requested	0	0	0	0	0
Fire Dept. Requested	0	0	0	0	0
Public Interaction	0	0	0	12	12
Traffic Control	0	0	0	0	0
Jumpers	0	0	0	0	0
Assaults	0	0	0	0	0
Other	0	0	0	0	0
Miscellaneous	0	0	0	2	2

NOTES:

DELAWARE RIVER JOINT TOLL BRIDGE COMMISSION

MONTHLY ACTIVITY SERVICES RENDERED REPORTBRIDGE New Hope - LambertvilleMONTH FebruaryYEAR 2020

ACTIVITY/SERVICE	WEEK OF 9-Feb	WEEK OF 16-Feb	WEEK OF 23-Feb	WEEK OF 28-Feb	TOTAL
Hours Worked	316	316	316	268	1216
Patrols	158	154	156	134	602
Overweight Crossings	2	0	0	1	3
Overweights Refused	21	21	15	23	80
Motorist Aid	0	0	0	0	0
Medical Assistance	1	0	0	0	1
First Aid Rendered	0	0	0	0	0
State / Local Police Requested	2	0	0	2	4
Fire Dept. Requested	0	0	0	0	0
Public Interaction	152	109	117	142	520
Traffic Control	6	6	8	3	23
Jumpers	0	0	0	0	0
Assaults	0	0	0	0	0
Other	10	10	15	10	45
Miscellaneous	0	0	0	0	0

NOTES:

DELAWARE RIVER JOINT TOLL BRIDGE COMMISSION

MONTHLY ACTIVITY SERVICES RENDERED REPORTBRIDGE Washington CrossingMONTH FebruaryYEAR 2020

ACTIVITY/SERVICE	WEEK OF 9-Feb	WEEK OF 16-Feb	WEEK OF 23-Feb	WEEK OF 28-Feb	TOTAL
Hours Worked	192	168	168	168	696
Patrols	96	84	84	84	348
Overweight Crossings	0	0	0	0	0
Overweights Refused	28	20	16	30	94
Motorist Aid	0	1	0	0	1
Medical Assistance	0	0	0	0	0
First Aid Rendered	0	0	0	0	0
State / Local Police Requested	0	0	0	0	0
Fire Dept. Requested	0	0	0	0	0
Public Interaction	25	77	22	46	170
Traffic Control	19	0	13	0	32
Jumpers	0	0	0	0	0
Assaults	0	0	0	0	0
Other	0	0	0	0	0
Miscellaneous	3	7	6	4	20

NOTES:

DELAWARE RIVER JOINT TOLL BRIDGE COMMISSION

MONTHLY ACTIVITY SERVICES RENDERED REPORTBRIDGE Calhoun StreetMONTH FebruaryYEAR 2020

ACTIVITY/SERVICE	WEEK OF 9-Feb	WEEK OF 16-Feb	WEEK OF 23-Feb	WEEK OF 28-Feb	TOTAL
Hours Worked	280	296	272	292	1140
Patrols	160	160	158	131	609
Overweight Crossings	2	0	1	0	3
Overweights Refused	15	11	6	9	41
Motorist Aid	0	0	0	0	0
Medical Assistance	0	0	0	0	0
First Aid Rendered	0	0	0	0	0
State / Local Police Requested	2	0	1	0	3
Fire Dept. Requested	0	0	0	0	0
Public Interaction	21	17	20	31	89
Traffic Control	2	0	1	1	4
Jumpers	0	0	0	0	0
Assaults	0	0	0	0	0
Other	0	0	0	0	0
Miscellaneous	0	0	0	0	0

NOTES:

DELAWARE RIVER JOINT TOLL BRIDGE COMMISSION

MONTHLY ACTIVITY SERVICES RENDERED REPORTBRIDGE Lower TrentonMONTH FebruaryYEAR 2020

ACTIVITY/SERVICE	WEEK OF 9-Feb	WEEK OF 16-Feb	WEEK OF 23-Feb	WEEK OF 28-Feb	TOTAL
Hours Worked	12	16	24	0	52
Patrols	6	8	12	0	26
Overweight Crossings	9	6	6	0	21
Overweights Refused	4	0	2	0	6
Motorist Aid	0	0	0	0	0
Medical Assistance	0	0	0	0	0
First Aid Rendered	0	0	0	0	0
State / Local Police Requested	4	2	5	0	11
Fire Dept. Requested	0	0	0	0	0
Public Interaction	0	0	0	0	0
Traffic Control	9	0	12	0	21
Jumpers	0	0	0	0	0
Assaults	0	0	0	0	0
Other	0	0	0	0	0
Miscellaneous	0	0	0	0	0

NOTES:

DELAWARE RIVER JOINT TOLL BRIDGE COMMISSION

MONTHLY ACTIVITY SERVICES RENDERED REPORTBRIDGE Lumberville - Raven RockMONTH FebruaryYEAR 2020

ACTIVITY/SERVICE	WEEK OF 9-Feb	WEEK OF 16-Feb	WEEK OF 23-Feb	WEEK OF 28-Feb	TOTAL
Hours Worked	8	5	6	6	25
Patrols	0	0	0	0	0
Overweight Crossings	0	0	0	0	0
Overweights Refused	0	0	0	0	0
Motorist Aid	0	0	0	0	0
Medical Assistance	0	0	0	0	0
First Aid Rendered	0	0	0	0	0
State / Local Police Requested	0	0	0	0	0
Fire Dept. Requested	0	0	0	0	0
Public Interaction	0	0	0	0	0
Traffic Control	0	0	0	0	0
Jumpers	0	0	0	0	0
Assaults	0	0	0	0	0
Other	0	0	0	0	0
Miscellaneous	0	0	0	0	0

NOTES:

2020

AC Monthly Activity Report

February 2020

Location	Bridge Checks	Overweights	Accidents	Jumpers	Disabled Vehicles	Medical Emergencies
Lower Trenton	61	21	1	0	1	0
Calhoun Street	86	3	2	0	1	0
Scudder Falls	194	0	7	0	10	0
Washington Crossing	61	0	0	0	0	0
New Hope	55	1	2	0	0	1
Lambertville	22	1	0	0	0	0
Centre Bridge	25	0	0	0	0	0
Stockton	77	2	1	0	0	0
Lumberville	72	0	0	0	0	0
RavenRock	115	2	0	0	0	0
Uhlersown	149	1	1	0	1	0
Frenchtown	89	7	0	0	0	0
Upper Black Eddy	57	0	0	0	0	0
Milford						
Riegelsville						
Northampton St.						
Riverton						
Belvidere						
Portland Columbia						
Totals	1063	38	14	0	13	1

Yearly Totals

Location	Bridge Checks	Overweights	Accidents	Jumpers	Disabled Vehicles	Medical Emergencies
Lower Trenton	102	51	2	0	1	0
Calhoun Street	201	4	2	0	1	0
Scudder Falls	378	0	9	0	18	0
Washington Crossing	126	3	0	0	0	0
New Hope	122	2	3	0	0	1
Lambertville	44	1	0	0	0	0
Centre Bridge						
Stockton	57	0	0	0	0	0
Lumberville						
RavenRock						

Location	Bridge Checks	Overweights	Accidents	Jumpers	Disabled Vehicles	Medical Emergencies
Uhlersown	122	3	1	0	0	0
Frenchtown						
Upper Black Eddy	120	0	0	0	0	0
Milford						
Riegelsville	233	2	0	0	0	0
Northampton St.	274	2	4	0	2	0
Riverton						
Belvidere	147	10	0	0	0	0
Portland Columbia	81	0	0	0	0	0
Totals	2007	78	21	0	22	1

DELAWARE RIVER JOINT TOLL BRIDGE COMMISSION

Meeting of March 30, 2020

Operations Report Index

Maintenance and Toll Operations

SUBJECT	DESCRIPTION	PAGE NUMBER
Maintenance and Toll	Status report Month of February 2020	1-11

DELAWARE RIVER JOINT TOLL BRIDGE COMMISSION
Meeting of March 30, 2020

MAINTENANCE AND TOLL OPERATIONS
MONTH OF FEBRUARY 2020

- Attended TTS-737A-2 Southern Maintenance Facility Site Demolition & Remediation - (Bi-Weekly Progress Mtgs.) held at Scudders Falls Administration Building.
- Attended T-730A-Southern Ops & Southern Maintenance Facilities Program (Trenton Morrisville Salt Operations. - Pre-Final Submission) held at Scudders Falls Administration Building.
- Attended Third Party Independent Inspections & Certificate of Operations conference call to discuss elevators, boilers and pressure vessels inspection certificate schedule.
- Attended monthly Toll Sergeants meeting held at Easton Phillipsburg Toll Bridge Facility.
- Attended monthly Toll Lieutenants meeting held at Easton Phillipsburg Toll Bridge Facility.
- Participated in interviews for the vacant Maintenance Worker III position in Central Region held at Easton Phillipsburg Toll Bridge.
- Senior Director contacted Liberty Elevator to discuss schedule for elevator inspections at Trenton Morrisville, Scudders Falls Administration Building, Bridge Monitor Building, New Hope Administration Building, I-78 and EP.
- Senior Director contacted HSB to discuss schedule for boiler and pressure vessel inspection at TM, Scudders Falls Administration Building, Bridge Monitor Building, New Hope Administration Building, I-78, EP, DWG, PC and MM.
- Senior Director interviewed candidates for vacant Maintenance Worker III positions in the Southern and Northern Regions held at the New Hope and Easton Phillipsburg Toll Bridge Facility.
- Senior Director attended meeting with purchasing to discuss purchase of new chairs for Toll Collectors held at Scudders Falls Administration Building.

DELAWARE RIVER JOINT TOLL BRIDGE COMMISSION
Meeting of March 30, 2020

- Senior Director submitted list of names of maintenance employees eligible for promotion to the DED of Operations.
- Senior Director attended meeting with Director of Purchasing to discuss New Hope Toll Bridge Air Conditioning replacement project for 2020. .
- Senior Director reviewed and approved invoices for Guiderail Attenuator repairs completed by J. Fletcher Creamer.
- Senior Director attended meetings with fleet management department to vehicle and equipment status for procurement.
- Reviewed the Accident Log/Property Damage Reports for the month of February 2020. Forwarded the monthly report to the Director of Human Resources, Insurance Administrator, Comptroller and Deputy Executive Director of Operations.
- Reviewed assistance to motorist by Toll Officers during the month of February 2020. Forwarded the monthly report to the Executive Director of Operations.
- Prepared monthly Maintenance and Toll report for February 2020 staff agenda meeting held at New Hope Lambertville administration meeting.
- Prepared and forwarded report of Use of Commission Facilities for the month of February 2020 to the Deputy Executive Director of Operations.

Maintenance Operations

- Director of Maintenance attended interviews for MWIII positions and forwarded information to DED of Operations.
- Director of Maintenance and Deputy Director of Maintenance continued site visits to various facilities.
- Trenton Morrisville maintenance crews repaired loose boards at Calhoun St. Toll Supported Bridge.
- Trenton Morrisville maintenance crews continue winter preparations by checking all trucks, plows and spreaders.
- Trenton Morrisville Maintenance Crews checked and cleaned all drain and inlets as needed.

DELAWARE RIVER JOINT TOLL BRIDGE COMMISSION
Meeting of March 30, 2020

- Trenton-Morrisville maintenance crews continued crack sealing roadways with hot asphalt sealant as needed
- Trenton-Morrisville maintenance crews continued repairing potholes on roadways within Commission jurisdictions as needed.
- New Hope Maintenance crews repaired replaced lights on signs at the New Hope Toll Supported with new LED lights for better visibility.
- New Hope Maintenance crews removed graffiti from the New Jersey abutment at New Hope main river bridge.
- New Hope Maintenance crews continued street sweeping program on roadways to extend asphalt life, reduce clogged storm drains and sewers and combat dust.
- New Hope Maintenance crews continue renovation project of the executive wing of New Hope Toll Bridge Administration building.
- New Hope maintenance crews continue snow preparations on all trucks, plows and spreaders.
- New Hope maintenance crew's continued repairing potholes at New Hope Toll Supported Bridge with new Aqua Phalt concrete and asphalt patch material.
- I-78 Maintenance crews repaired and regraded gravel on roadway shoulders and turnaround locations on I-78.
- I-78 Maintenance crews continue snow preparations on all trucks, plows and spreaders.
- I-78 Maintenance crews installed new shelves for the Welcome Center Custodian closet.
- I-78 Maintenance crews continued street sweeping program on roadways to extend asphalt life, reduce clogged storm drains and sewers and combat dust.
- I-78 maintenance crew's continued crack sealing roadways with hot asphalt as needed.
- I-78 maintenance crews continued repairing potholes on I-78 roadway and ramps with Aqua Phalt concrete and asphalt patch material.
- I-78 Maintenance Crews checked all drain and inlets and cleaned as needed.

DELAWARE RIVER JOINT TOLL BRIDGE COMMISSION
Meeting of March 30, 2020

- Easton Phillipsburg Maintenance crews continued snow preparations on all trucks, plows and spreaders.
- Easton Phillipsburg Maintenance crews continue street sweeping program on roadways to extend asphalt life, reduce clogged storm drains and sewers and combat dust.
- Easton Phillipsburg maintenance crews hung banners for various community events at Northampton Street Toll Supported Bridge.
- Easton Phillipsburg maintenance crews cleaned scupper baskets on Route 22 roadway.
- Easton-Phillipsburg maintenance crews replaced wall heater at the Riegelsville Toll Supported Bridge.
- Easton-Phillipsburg maintenance crews continued cleaning inlets and drains within jurisdiction.
- Easton-Phillipsburg maintenance crews repaired attenuator at Easton Phillipsburg Toll Plaza.
- Easton Phillipsburg maintenance crews repaired guide rail at Frenchtown toll Supported Bridge.
- Portland-Columbia maintenance crews began snow preparations on all trucks, plows and spreaders.
- Portland Columbia maintenance crews continue street sweeping program on roadways to extend asphalt life, reduce clogged storm drains and sewers and combat dust.
- Portland-Columbia maintenance crews continued repairing potholes on roadways and ramps with Aqua Phalt concrete and asphalt patch material.
- Portland-Columbia maintenance crews painted concrete pads under air handlers in basement of Administration Building.
- Portland-Columbia maintenance crews removed trees and debris from pedestrian bridge piers.
- Delaware Water Gap maintenance crews continue snow preparations on all trucks, plows and spreaders.

DELAWARE RIVER JOINT TOLL BRIDGE COMMISSION
Meeting of March 30, 2020

- Delaware Water Gap maintenance crews continue project to construct a new training room in the administration building garage parking bay.
- Delaware Water Gap maintenance crews began transporting salt from Portland Columbia salt shed to the Delaware Water Gap facility.
- Delaware Water Gap maintenance crews continued street sweeping program on roadways to extend asphalt life, reduce clogged storm drains and sewers and combat dust.
- Delaware Water Gap maintenance crews continued repairing potholes on Route 80 and ramps with Aqua Phalt concrete and asphalt patch material.
- Delaware Water Gap maintenance crews painted basement floor, Toll Kitchen and Hallway and Toll Lieutenants room.
- Milford-Montague maintenance crews began snow preparations on all trucks, plows and spreaders.
- Milford-Montague maintenance crews cleaned up fallen trees and limbs around property
- Milford-Montague maintenance crews continued street sweeping program on roadways to extend asphalt life, reduce clogged storm drains and sewers and combat dust.
- Milford-Montague maintenance crews continue to check and clean all inlets and storm drains.
- Milford-Montague maintenance crews continued repairs of potholes on bridge deck and roadway with new Aqua Phalt concrete and asphalt patch material.

Fleet Department
Vehicle & Equipment Status

- All seven, 4 Chevy 6500's and 3 Chevy 5500's cab and chassis have been moved to Lancaster truck bodies the selected vendor for upfits they are currently waiting for the bodies to come in so they can start the upfit.
- 4 Tandem axle 2020 Mack's have been delivered EP storage area. The upfit specs have been sent to purchasing From Mr. Hill. Awaiting RFQ's to be issued.

DELAWARE RIVER JOINT TOLL BRIDGE COMMISSION
Meeting of March 30, 2020

- 8 Ford F 250 New patrol vehicles were signed for and moved to NHL. Upfit spec has been sent to purchasing From Mr. Hill.
- Pickup Trucks Specs sent to purchasing From Mr. Hill.
- Specs for 6 Ford Edges sent to purchasing From Myself.
- Caterpillar 289D and attachments (Snow Blower) (Bucket) (Hammer) and (cold Planer) delivered to TM.
- John Deere 3046R Tractor and attachments (Plow Blade) (JD 360 Rear Mower Deck) delivered to I-78.

Vehicle & Equipment Repairs

- 2005 Ford F550 front and rear brakes and rotors. 2002 Ford F250 Upper and lower ball joints both sides. Front bearing and hub assembly both sides. Locking hub passenger side. Front brakes rotors and calipers. Tie rod end at pitman arm. Adjusting sleeve. New axle seals on front axle.TM
- Monthly maintenance of vehicles and equipment at all locations.

Other Items

- Registration renewals, adding new vehicles/Equipment to Fleet insurance, and supplied accounting with spread sheets for new assets. Processing titles. Adding assets into Maximo. Working on 2019 / 2020 V&E list.

Toll Operations

- Director of Toll held Toll Sergeants meeting topics discussed:
 - Carryover accrual time
 - Sick Leave
 - ADP
 - Requesting Time Off
 - Training
 - Transcore
 - Incident Reports
 - Disabled Motor Vehicle
 - Abandoned Motor Vehicle
 - EZ Pass
 - Counterfeit Detection
- Director of Maintenance coordinated with Trans Core to install new new biilds at New Hope Toll Facility.
- Director of Toll and Deputy Director of Tolls reviewed and completed two, four and sixth month evaluations.

DELAWARE RIVER JOINT TOLL BRIDGE COMMISSION
Meeting of March 30, 2020

- Director of Toll and Deputy Director of Tolls conducted interviews for Toll Collector positions.
- Director of Toll and Deputy Director of Toll continued site visits to Toll locations and met with Toll staff.
- Deputy Director of Toll continues to work with Inventory Control Specialists in Southern and Central and Northern Regions.
- Director continues to attend Electronic Toll Collection monthly Transcore maintenance meetings held at Trenton Morrisville facility.
- Director of Toll and Deputy Director of Toll continue to review monthly variance reports and suggest changes to reduce variances.
- Director of Toll responded to web contact form submittals and took appropriate action to resolve the issue.

Southern Region

LeVar Talley, Director of Maintenance

Richard Taitt Deputy Director of Maintenance

Larry Dubin, Regional Maintenance Supervisor, Trenton-Morrisville

Charles Slack, Regional Maintenance Supervisor, New Hope-Lambertville

Trenton-Morriville Toll Bridge

[illegible]

New Hope-Lambertville Toll Bridge

[illegible]

Central Region

LeVar Talley, Director of Maintenance

Richard Taitt Deputy Director of Maintenance

Robert Varju, Regional Maintenance Supervisor, I-78

Mark W. Dilts, Regional Maintenance Supervisor, Easton-Phillipsburg

Easton-Phillipsburg Toll Bridge

[illegible]

I-78 Toll Bridge

[illegible]

Northern Region

LeVar Talley, Director of Maintenance

Richard Taitt Deputy Director of Maintenance

James Gower, Regional Maintenance Supervisor

Tim Hannon, Regional Maintenance Supervisor - Milford-Montague

Portland-Columbia Toll Bridge

[illegible]

Delaware Water Gap Toll Bridge

[illegible]

Milford-Montague Toll Bridge

[illegible]



**Monthly Disabled Vehicle Report
February 2020**

AAA Called	Cleared Vehicle	Cell Phone	Traffic Control	Transport Motorist	Other
---------------	--------------------	---------------	--------------------	-----------------------	-------

2/2020	1	TM	1			
		Dist Total	1			
	2	EP	1			
		I78	1	1	2	
		Dist Total	1	2	2	
	3	DWG	2	2	2	
		Dist Total	2	2	2	
	Grand Total		3	5	4	

DELAWARE RIVER JOINT TOLL BRIDGE COMMISSION

Meeting of March 30, 2020

USE OF FACILITIES REQUEST REPORT

MONTH OF FEBRUARY 2019

SUBJECT	DESCRIPTION	PAGE NUMBER
Use of Facilities	Use of Facilities Request-Month of February, 2020	1

DELAWARE RIVER JOINT TOLL BRIDGE COMMISSION

Meeting of March 30, 2020

PROPERTY REPORT

Use of Commission Facilities

Facility	Organization	Date/Time	Description of Use
Portland Columbia Toll Bridge	McMahon Assoc.	February 4,, 2020 through February 18,2020	2020-UOF N-Region Portland/Columbia - McMahon Assoc. Inc. "Traffic Data Collection"

DELAWARE RIVER JOINT TOLL BRIDGE COMMISSION
Meeting of March 30, 2020

OPERATIONS INDEX
FOR
TRAINING AND EMPLOYEE SAFETY

SUBJECT	DESCRIPTION	PAGE NUMBER
Training & Employee Safety	Status Reports Month of February 2020	1-10

DELAWARE RIVER JOINT TOLL BRIDGE COMMISSION

Meeting of March 12, 2020

TRAINING AND EMPLOYEE SAFETY DEPARTMENT MONTH OF FEBRUARY 2020

The below-listed items represent meetings, communications, tasks, and accomplishments of the Training and Employee Safety Department:

The Training & Employee Safety (TES) department instructed and/or facilitated (18) training sessions in the month of February. (165) Commission employees were trained during the month of February in the following areas;

- CPR/AED/First Aid Certification (Heart Saver)
- Leadership Training
- Coaching and Mentoring Skills for Leadership Success
- Harassment/Discrimination Prevention
- Strategies for Managing Interruptions
- Fire Extinguisher Training
- Combating Apathy in the Workplace
- Hearing Conservation and Safety
- PSBS In-Service Training

Training -

- Coordinated CPR/AED Training at NHL
- Conducted Toolbox Talks at each commission facility
- Instructed Harassment Classes @ SF, DWG and EP
- Assisted PSBS with the coordination of In-Service Training @ NHL
- Developed orientation class for prospective peer support group members
- TES members attended the Coaching/Mentoring Leadership Seminar
- Facilitated Professional Development Webinar classes
- Conducted Fire Safety Training for Toll Personnel (TM & NHL)
- Instructed Leadership Training @ SF and I 78
- Prepared requisition for Aerial Lift Training for Maintenance Personnel (May)

Administrative

- Added new classes/updated employee records in TES database
- Met w/Supervisory staff and First Sr. Director to discuss personnel matter
- TES member worked w/Maintenance Dept. on DWG Training Room project
- Members completed PSG interview process
- Forwarded weekly training schedule to DED
- Prepared Monthly Departmental Report for Staff Meeting
- Coordinated upcoming TCC Class with Deputy Dir. Of Maintenance
- Updated Toll Collector Power Point as the request of Director Gara
- Recorded training classes in IndustrySafe database
- Attached certification of training docs to individual employee records
- Retrieved/disseminated CPR certification cards to affected employees
- Distributed Communication/Safety Compliance newsletters to department heads
- Conducted departmental meeting to discuss initiatives, vision for future training
- Researched potential metrics to measure effectiveness of training programs
- Participated in conference call w/Grainger /Purchasing Dept. regarding footwear

State Police /Liaison Collaboration

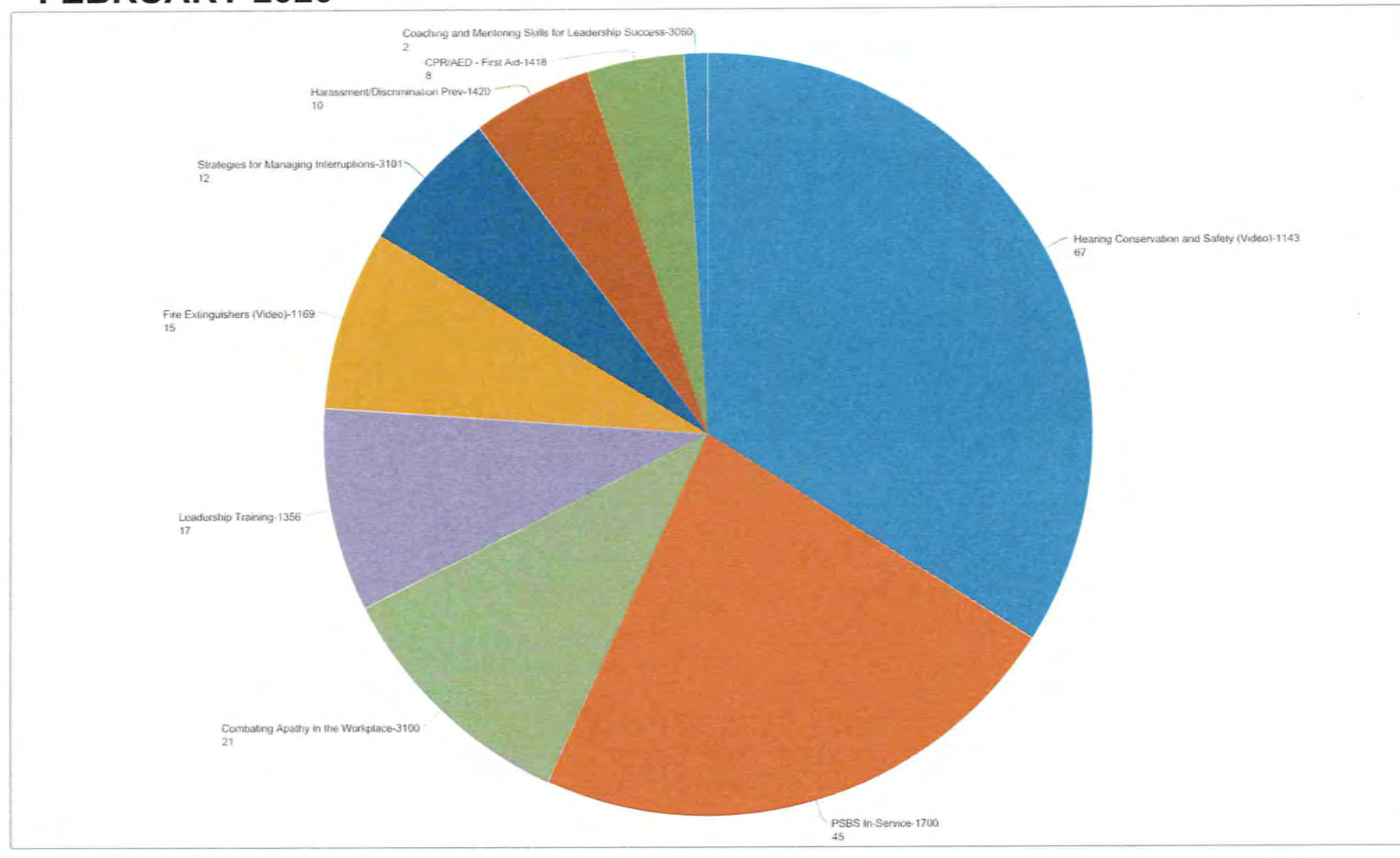
- Coordinated NJSP/PSP details for requested lane closures
- Scheduled NJSP/PSP personnel for monthly commission meeting
- TES member conducted background checks for new hires
- Obtained accident reports from State Police liaisons as requested by HR
- Processed NJSP/PSP invoices in SharePoint (MOU/Overtime details)

Employee Safety –

- Conducted AED/First Aid checks at each respective DRJTBC facility
- Replenished First Aid Kit supplies as needed
- Chaired the Workplace Safety Committee Meeting @ I 78
- Maintained communication w/NJDEP regarding Storm Water Management
- Facilitated communication w/AMP Sales to provide Aerial Lift Training in May

TES Monthly Training Report

☒ FEBRUARY 2020 ☐ ☐ ☐



Date	Class Name	Business Unit	Employee ID
Total # of Courses: 9 Total # of Classes: 18			Total # Trained: 165
2/4/2020	Hearing Conservation and Safety (Video)-1143		# Trained for Day: 3
			# in Class: 3
		OPERATIONS	G5B001792
		OPERATIONS	G5B002115
		OPERATIONS	G5B001744
2/5/2020	Harassment/Discrimination Prev-1420		# Trained for Day: 1
			# in Class: 1
		OPERATIONS	G5B002343
2/6/2020	Coaching and Mentoring Skills for Leadership Success-3060		# Trained for Day: 2
			# in Class: 2
		OPERATIONS	G5B002199
		OPERATIONS	G5B002229
2/7/2020	Harassment/Discrimination Prev-1420		# Trained for Day: 2
			# in Class: 2
		OPERATIONS	G5B002379
		OPERATIONS	G5B002122
2/11/2020	Hearing Conservation and Safety (Video)-1143		# Trained for Day: 16
			# in Class: 16
		OPERATIONS	G5B001875
		OPERATIONS	G5B001171
		OPERATIONS	G5B001156
		OPERATIONS	G5B002286
		OPERATIONS	G5B002212
		OPERATIONS	G5B002054
		OPERATIONS	G5B001258
		OPERATIONS	G5B002134
		OPERATIONS	G5B002079
		OPERATIONS	G5B001157
		OPERATIONS	G5B001053
		OPERATIONS	G5B002192
		OPERATIONS	G5B001296
		OPERATIONS	G5B001820
		OPERATIONS	G5B002226
		OPERATIONS	G5B001468

2/13/2020	# Trained for Day: 11	
Fire Extinguishers (Video)-1169	# in Class: 11	
	OPERATIONS	G5B001305
	OPERATIONS	G5B001327
	OPERATIONS	G5B001756
	OPERATIONS	G5B001336
	OPERATIONS	G5B001745
	OPERATIONS	G5B001919
	OPERATIONS	G5B001102
	OPERATIONS	G5B001345
	OPERATIONS	G5B001839
	OPERATIONS	G5B002275
	OPERATIONS	G5B002241
2/14/2020	# Trained for Day: 4	
Fire Extinguishers (Video)-1169	# in Class: 4	
	OPERATIONS	G5B002250
	OPERATIONS	G5B001224
	OPERATIONS	G5B002315
	OPERATIONS	G5B002043
2/18/2020	# Trained for Day: 24	
Hearing Conservation and Safety (Video)-1143	# in Class: 24	
	OPERATIONS	G5B001239
	OPERATIONS	G5B002254
	OPERATIONS	G5B002397
	OPERATIONS	G5B001086
	OPERATIONS	G5B002213
	OPERATIONS	G5B001723
	OPERATIONS	G5B001761
	OPERATIONS	G5B002074
	OPERATIONS	G5B001452
	OPERATIONS	G5B002217
	OPERATIONS	G5B002026
	OPERATIONS	G5B002227
	OPERATIONS	G5B001547
	OPERATIONS	G5B001561
	OPERATIONS	G5B001120
	OPERATIONS	G5B002332

	OPERATIONS	G5B002078
	OPERATIONS	G5B001281
	OPERATIONS	G5B002312
	OPERATIONS	G5B001881
	OPERATIONS	G5B001351
	OPERATIONS	G5B001168
	OPERATIONS	G5B001835
	OPERATIONS	G5B001386
2/19/2020	# Trained for Day: 8	
Combating Apathy in the Workplace-3100	# in Class: 7	
	OPERATIONS	G5B002184
	OPERATIONS	G5B001692
	OPERATIONS	G5B001168
	OPERATIONS	G5B001561
	OPERATIONS	G5B002304
	OPERATIONS	G5B001491
	OPERATIONS	G5B001493
Strategies for Managing Interruptions-3101	# in Class: 6	
	OPERATIONS	G5B001491
	OPERATIONS	G5B001493
	OPERATIONS	G5B002184
	OPERATIONS	G5B001692
	OPERATIONS	G5B001942
	OPERATIONS	G5B002304
2/25/2020	# Trained for Day: 32	
Hearing Conservation and Safety (Video)-1143	# in Class: 24	
	OPERATIONS	G5B001294
	OPERATIONS	G5B001824
	OPERATIONS	G5B001203
	OPERATIONS	G5B001128
	OPERATIONS	G5B001191
	OPERATIONS	G5B001268
	OPERATIONS	G5B002368
	OPERATIONS	G5B001075
	OPERATIONS	G5B002331
	OPERATIONS	G5B002370
	OPERATIONS	G5B001482

Leadership Training-1356

OPERATIONS	G5B002285
OPERATIONS	G5B001946
OPERATIONS	G5B001249
OPERATIONS	G5B002133
OPERATIONS	G5B001696
OPERATIONS	G5B002308
OPERATIONS	G5B001808
OPERATIONS	G5B002333
OPERATIONS	G5B001705
OPERATIONS	G5B002377
OPERATIONS	G5B001127
OPERATIONS	G5B002136
OPERATIONS	G5B002264

in Class: 8

OPERATIONS	G5B002241
OPERATIONS	G5B002320
OPERATIONS	G5B002240
OPERATIONS	G5B001036
OPERATIONS	G5B001327
OPERATIONS	G5B002276
OPERATIONS	G5B002160
OPERATIONS	G5B001102

2/26/2020

Trained for Day: 66

Combating Apathy in the Workplace-3100

in Class: 14

ADMINISTRATIVE	G5B002245
ADMINISTRATIVE	G5B001703
OPERATIONS	G5B001036
OPERATIONS	G5B002320
OPERATIONS	G5B002118
ADMINISTRATIVE	G5B001094
OPERATIONS	G5B002211
OPERATIONS	G5B001182
OPERATIONS	G5B002091
OPERATIONS	G5B001792
OPERATIONS	G5B002134
OPERATIONS	G5B001768
OPERATIONS	G5B001638

Harassment/Discrimination Prev-1420

OPERATIONS	G5B001156
	# in Class: 7
OPERATIONS	G5B002341
OPERATIONS	G5B002110
OPERATIONS	G5B002397
OPERATIONS	G5B002378
OPERATIONS	G5B002273
OPERATIONS	G5B002380
OPERATIONS	G5B002383

PSBS In-Service-1700

	# in Class: 45
OPERATIONS	G5B002176
OPERATIONS	G5B002180
OPERATIONS	G5B002348
OPERATIONS	G5B002391
OPERATIONS	G5B002346
OPERATIONS	G5B002385
OPERATIONS	G5B002260
OPERATIONS	G5B002344
OPERATIONS	G5B002390
OPERATIONS	G5B002081
OPERATIONS	G5B002376
OPERATIONS	G5B002395
OPERATIONS	G5B002259
OPERATIONS	G5B002366
OPERATIONS	G5B002374
OPERATIONS	G5B002358
OPERATIONS	G5B002371
OPERATIONS	G5B001754
OPERATIONS	G5B001087
OPERATIONS	G5B002303
OPERATIONS	G5B002389
OPERATIONS	G5B001103
OPERATIONS	G5B002398
OPERATIONS	G5B002263
OPERATIONS	G5B002281
OPERATIONS	G5B002399
OPERATIONS	G5B001118

OPERATIONS	G5B002240
OPERATIONS	G5B001462
OPERATIONS	G5B001036
OPERATIONS	G5B001122
OPERATIONS	G5B001327
OPERATIONS	G5B002161
OPERATIONS	G5B001839
OPERATIONS	G5B001220
OPERATIONS	G5B001579
OPERATIONS	G5B001815
OPERATIONS	G5B001733
OPERATIONS	G5B001943
OPERATIONS	G5B001614
OPERATIONS	G5B001935
OPERATIONS	G5B002302
OPERATIONS	G5B001977
OPERATIONS	G5B002278
OPERATIONS	G5B002246
# in Class: 6	
ADMINISTRATIVE	G5B002000
ADMINISTRATIVE	G5B001094
OPERATIONS	G5B002118
OPERATIONS	G5B002320
ADMINISTRATIVE	G5B001703
ADMINISTRATIVE	G5B002245

Strategies for Managing Interruptions-3101

2/27/2020

Trained for Day: 8

CPR/AED - First Aid-1418

in Class: 8

OPERATIONS	G5B002136
OPERATIONS	G5B002222
OPERATIONS	G5B002394
OPERATIONS	G5B002258
OPERATIONS	G5B002391
OPERATIONS	G5B001090
OPERATIONS	G5B002348
OPERATIONS	G5B002110

2/28/2020		# Trained for Day: 9
Leadership Training-1356		# in Class: 9
	OPERATIONS	G5B002071
	OPERATIONS	G5B002066
	OPERATIONS	G5B001331
	OPERATIONS	G5B001698
	OPERATIONS	G5B001929
	OPERATIONS	G5B002242
	OPERATIONS	G5B002278
	OPERATIONS	G5B002302
	OPERATIONS	G5B001491

DELAWARE RIVER JOINT TOLL BRIDGE COMMISSION

Meeting of March 30, 2020

**OPERATIONS INDEX
FOR
INFORMATION TECHNOLOGY**

SUBJECT	DESCRIPTION	PAGE NUMBER
Information Technology	Status Report Month of February 2020	1-2





DELAWARE RIVER JOINT TOLL BRIDGE COMMISSION

Meeting of March 30, 2020

Information Technology Department Report Month of February 2020


The following activities under the general heading of Information Technology were recently initiated, accomplished, or performed:

Helpdesk/Deployments:


-  Processed 54 work orders for the month of February.
-  Includes all software support, IT daily tasks, printer and desktop support, Intranet, news and job postings, telephone support, and form design/updates.
-  Includes configuration and deployment of desktops, laptops, and cell phones.
-  Includes MUNIS, ADP, Maximo, and other Enterprise Software updates and maintenance, and EZ-Pass support.

Projects:


MUNIS Migration:

-  We continue to move MUNIS to the Tyler Cloud platform. We are awaiting the end of the annual audit to test and cut-over the new system.

Telephone System:

-  IT Department has complete phone installations at the Scudder-Falls Administration and Bridge Monitor/AET building. We will begin implementing Easton-Phillipsburg next. Notification will be sent to those who will be affected and when.

Scudders:

-  IT Department has moved to general support.


DELAWARE RIVER JOINT TOLL BRIDGE COMMISSION

Meeting of March 30, 2020

Meetings Attended:

I have begun to serve on the IAG Technical Committee and have attended the following meetings and/or phone conferences:

 **Every Monday: IAG Tech Committee Call:** General IAG Tech Committee discussion and status. Nothing to report.

 **Every Wednesday: Interoperability Coordination:** Technical Committee call for the discussion of testing processes and procedures in regards to NIOP (Nationwide ETC Interoperability). Nothing to report.

DELAWARE RIVER JOINT TOLL BRIDGE COMMISSION

Meeting of April 27, 2020

FINANCE

The following Pages reflect the reports on those items assigned to the Finance Department. Each item is reported separately and page numbered accordingly.

DELAWARE RIVER JOINT TOLL BRIDGE COMMISSION

Meeting of April 27, 2020

SUBJECT	DESCRIPTION	PAGE NUMBER
Accounting	Status of Cash Balances at March 31, 2020	1
Accounting	Status of Bond Retirement at March 31, 2020	2-3
Accounting	Status of Investments at March 31, 2020	4-8
Accounting	Status of Toll Traffic and Revenue & Toll Supported Traffic Month of March 2020 Compared with Month of March 2019	9-24
Accounting	Statistical Summary of Expenditures on Toll Bridges and Toll Supported Bridges Accounts for the Period March 1, 2020 through March 31, 2020	25-33
Accounting	Statement of Revenue and Expenses: Three Months Period ending March 31, 2020	34

DELAWARE RIVER JOINT TOLL BRIDGE COMMISSION

Meeting of April 27, 2020

**There follows Cash Balances of the Commission at March 31, 2020 for the
information and review of the Members:**

COMMISSION CASH DEPOSITS

Wells Fargo Bank, N. A.

Revenue Fund	12,411,538
--------------	------------

Payroll Fund	63,541
--------------	--------

Insurance Clearing Account	750,000
----------------------------	---------

TOTAL	\$ 13,225,079
--------------	----------------------

CASH DEPOSIT GUARANTEES

Wells Fargo Bank

PA ACT 72

FULL BALANCE

DELAWARE RIVER JOINT TOLL BRIDGE COMMISSION

Meeting of April 27, 2020

STATUS OF BRIDGE REVENUE BONDS AT MARCH 31, 2020

SERIES 2005A				SERIES 2012A			SERIES 2015			SERIES 2017		
Maturity	Yield	Principal Amount	Maturities & Calls	Yield	Principal Amount	Maturities & Calls	Yield	Principal Amount	Maturities & Calls	Yield	Principal Amount	Maturities & Calls
7/1/2005	2.35%	\$ 330,000	\$ 330,000									
7/1/2006	2.50%	895,000	895,000									
7/1/2007	2.76%	930,000	930,000									
7/1/2008	2.90%	965,000	965,000									
7/1/2009	3.06%	1,005,000	1,005,000									
7/1/2010	3.23%	1,045,000	1,045,000									
7/1/2011	3.39%	1,095,000	1,095,000									
7/1/2012	3.53%	1,150,000	1,150,000									
7/1/2013	3.66%	1,210,000	1,210,000	0.35%	4,435,000	4,435,000						
7/1/2014	3.76%	5,000,000	5,000,000		N/A							
7/1/2015	3.85%	5,220,000	5,220,000		N/A							
7/1/2016	3.96%	5,540,000	5,540,000	0.85%	1,030,000	1,030,000						
7/1/2017	4.02%	5,835,000	5,835,000	1.09%	1,065,000	1,065,000						
7/1/2018	4.04%	6,155,000	6,155,000	1.33%	1,100,000	1,100,000						
7/1/2019	4.09%	6,480,000	6,480,000	1.61%	1,145,000	1,145,000	0	2,410,000	2,410,000			
7/1/2020	4.13%	6,840,000	1,735,000	1.90%	1,195,000		1.62%	2,540,000		1.00%	945,000	
7/1/2021	4.14%	1,825,000	1,825,000	2.14%	6,825,000		1.86%	2,540,000		1.00%	875,000	
7/1/2022	4.19%	1,920,000	1,920,000	2.33%	4,000,000		2.10%	2,695,000		1.81%	1,740,000	
7/1/2022				2.33%	3,165,000							
7/1/2023	4.23%	2,020,000	2,020,000	2.50%	7,445,000		2.34%	2,795,000		2.03%	1,865,000	
7/1/2024	4.35%	2,125,000	2,125,000	2.60%	7,815,000	7,815,000	2.43%	2,935,000		2.31%	1,970,000	
7/1/2025	4.35%	2,235,000	2,235,000	2.67%	8,205,000	8,205,000	2.55%	3,015,000		2.52%	1,070,000	
7/1/2026	4.67%	2,345,000	2,345,000	2.73%	5,000,000	5,000,000	2.73%	3,180,000				
7/1/2026				3.01%	3,620,000	3,620,000						
7/1/2027	4.67%	2,450,000	2,450,000	3.06%	7,015,000	7,015,000	3.10%	4,540,000		2.80%	20,000	
7/1/2027				3.12%	2,000,000							
7/1/2028	4.67%	2,560,000	2,560,000	3.17%	9,355,000	9,355,000	3.28%	3,380,000		2.95%	35,000	
7/1/2029	4.67%	2,675,000	2,675,000	3.21%	1,345,000		3.04%	3,480,000	3,480,000	3.08%	8,380,000	
7/1/2030	4.67%	2,795,000	2,795,000	3.27%	1,385,000		3.10%	3,670,000	3,670,000	3.19%	8,845,000	
7/1/2031		N/A			N/A		3.14%	3,785,000	3,785,000	3.27%	10,765,000	
7/1/2032		N/A			N/A		3.55%	545,000		3.35%	14,735,000	
7/1/2033		N/A			N/A		3.56%	10,595,000		3.41%	15,715,000	
7/1/2034		N/A			N/A		3.60%	11,020,000		3.47%	16,500,000	
7/1/2035		N/A			N/A		3.64%	11,460,000		3.52%	17,325,000	
7/1/2036		N/A			N/A		3.73%	11,920,000		3.56%	18,190,000	
7/1/2037		N/A			N/A			N/A		3.59%	22,015,000	
7/1/2038		N/A			N/A			N/A		3.64%	23,115,000	
7/1/2039		N/A			N/A			N/A		3.64%	24,270,000	
7/1/2040		N/A			N/A			N/A		3.64%	25,485,000	
7/1/2041		N/A			N/A			N/A		3.64%	26,760,000	
7/1/2042		N/A			N/A			N/A		3.64%	28,100,000	
7/1/2043		N/A			N/A			N/A		3.69%	15,930,000	
7/1/2043		N/A			N/A			N/A		4.04%	13,575,000	
7/1/2044		N/A			N/A			N/A		3.69%	16,590,000	
7/1/2044		N/A			N/A			N/A		4.04%	14,255,000	
7/1/2045		N/A			N/A			N/A		3.69%	17,275,000	
7/1/2045		N/A			N/A			N/A		4.04%	14,965,000	
7/1/2046		N/A			N/A			N/A		3.69%	17,990,000	
7/1/2046		N/A			N/A			N/A		4.04%	15,715,000	
7/1/2047		N/A			N/A			N/A		3.69%	18,745,000	
7/1/2047		N/A			N/A			N/A		4.04%	16,490,000	
7/1/2048												
7/1/2049												
		\$ 72,645,000	\$ 67,540,000		\$ 77,145,000	\$ 49,785,000		\$ 86,505,000	\$ 13,345,000		\$ 430,250,000	\$ -

Footnote:

Deceased \$39,800,000 of the 2012A Series Bonds using General Reserve Fund.
Deceased \$10,935,000 of the 2015 Series Bonds using General Reserve Fund.
2019B Series Refunded \$98,400,000 of the 2007B Series Bonds.

DELAWARE RIVER JOINT TOLL BRIDGE COMMISSION

Meeting of April 27, 2020

STATUS OF BRIDGE REVENUE BONDS AT MARCH 31, 2020

SERIES 2019A				SERIES 2019B			Total	
Maturity	Yield	Principal Amount	Maturities & Calls	Yield	Principal Amount	Maturities & Calls	Average Yield	Remaining Outstanding
7/1/2005								-
7/1/2006								-
7/1/2007								
7/1/2008								
7/1/2009								
7/1/2010								
7/1/2011								
7/1/2012								
7/1/2013								
7/1/2014								
7/1/2015								
7/1/2016								
7/1/2017								
7/1/2018								
7/1/2019								
7/1/2020	1.17%	505,000		1.17%	6,015,000		2.21%	16,305,000
7/1/2021	1.20%	435,000		1.20%	5,945,000		1.68%	16,620,000
7/1/2022	1.23%	455,000		1.23%	6,255,000		1.74%	15,145,000
7/1/2022	0.00%						2.33%	3,165,000
7/1/2023	1.25%	480,000		1.25%	6,565,000		1.97%	19,150,000
7/1/2024	1.31%	8,015,000		1.31%	6,830,000		1.58%	19,750,000
7/1/2025	1.40%	8,170,000		1.40%	7,195,000		1.64%	19,450,000
7/1/2026	1.49%	8,585,000		1.49%	7,515,000		1.69%	19,280,000
7/1/2026								-
7/1/2027	1.59%	5,800,000		1.59%	7,880,000		1.97%	18,240,000
7/1/2027							3.12%	2,000,000
7/1/2028	1.69%	9,410,000		1.69%	8,300,000		1.95%	21,125,000
7/1/2029	1.77%	3,725,000		1.77%	8,670,000		2.35%	22,120,000
7/1/2030	1.85%	3,930,000		1.85%	9,045,000		2.45%	23,205,000
7/1/2031	1.91%	4,055,000		1.91%	9,520,000		2.51%	24,340,000
7/1/2032	1.97%	725,000		1.97%	9,995,000		2.79%	26,000,000
7/1/2033	2.09%	760,000					3.43%	27,070,000
7/1/2034	2.16%	800,000					3.48%	28,320,000
7/1/2035	2.21%	835,000					3.53%	29,620,000
7/1/2036	2.25%	880,000					3.59%	30,990,000
7/1/2037	2.29%	925,000					3.54%	22,940,000
7/1/2038	2.32%	970,000					3.59%	24,085,000
7/1/2039	2.35%	1,020,000					3.59%	25,290,000
7/1/2040	2.50%	1,070,000					3.59%	26,555,000
7/1/2041	2.50%	1,125,000					3.59%	27,885,000
7/1/2042	2.50%	1,180,000					3.59%	29,280,000
7/1/2043	2.50%	1,240,000					3.60%	17,170,000
7/1/2043							4.04%	13,575,000
7/1/2044	2.50%	1,300,000					3.60%	17,890,000
7/1/2044							4.04%	14,255,000
7/1/2045	3.04%	1,365,000					3.64%	18,640,000
7/1/2045							4.04%	14,965,000
7/1/2046	3.04%	1,405,000					3.64%	19,395,000
7/1/2046							4.04%	15,715,000
7/1/2047	3.04%	1,450,000					3.64%	20,195,000
7/1/2047							4.04%	16,490,000
7/1/2048	3.04%	1,490,000					3.04%	1,490,000
7/1/2049	3.04%	1,535,000					3.04%	1,535,000
		\$ 73,640,000			\$ 99,730,000			\$ 709,245,000



**Delaware River Joint TBC
Purchases Report
Sorted by Purchase Date - Maturity Date
March 1, 2020 - March 31, 2020**

DRJTBC

CUSIP	Investment #	Fund	Sec. Type	Issuer	Original Par Value	Purchase Date	Payment Periods	Principal Purchased	Accrued Interest at Purchase	Rate at Purchase	Maturity Date	YTM	Ending Book Value
62479LLQ6	10805	01GRF	ACP	MUFGBA	9,000,000.00	03/06/2020	11/24 - At Maturity	8,938,852.47		0.930	11/24/2020	0.951	8,944,897.47
419792YK6	10807	01GRF	FAC	HAWAII	1,500,000.00	03/24/2020	08/21 - 01/01	1,521,135.00	11,239.58	3.250	01/01/2021	0.820	1,520,600.90
419792YL4	10808	01GRF	FAC	HAWAII	1,500,000.00	03/26/2020	07/01 - 01/01	1,526,700.00	9,810.42	2.770	01/01/2022	1.740	1,526,489.76
010411CQ7	10806	01GRF	FAC	ALABAM	1,475,000.00	03/20/2020	06/13 - 12/13	1,550,623.25	18,224.44	3.200	11/01/2023	1.627	1,549,983.85
Total Purchases					13,475,000.00			13,537,310.72	39,274.44				13,541,971.98



**Delaware River Joint TBC
Investment Classification
Sorted by Fund - Maturity Date
March 31, 2020**

DRJTBC

CUSIP	Investment #	Fund	Issuer	Investment Class	Par Value	YTM	Maturity Date	Market Price	Market Date	Market Value	Book Value	Reported Value
Debt Service Fund												
38145C752	10113	01DSF	Goldman Sachs IIa Fed Port	Amort	878,972.22	0.776		100.000	03/31/2020	878,972.22	878,972.22	878,972.22
Subtotal					878,972.22	0.776				878,972.22	878,972.22	878,972.22
General Reserve Fund												
38145C752	10115	01GRF	Goldman Sachs IIa Fed Port	Amort	0.00	0.822		100.000	03/31/2020	0.00	0.00	0.00
PAINVEST	10050	01GRF	PA Invest	Amort	0.00	2.440		100.000	03/31/2020	0.00	0.00	0.00
PAINVEST	10462	01GRF	PA Invest	Amort	28,962,123.37	1.815		100.000	03/31/2020	28,962,123.37	28,962,123.37	28,962,123.37
59157TD34	10759	01GRF	METLIFE	Fair	1,000,000.00	2.012	04/03/2020	99.998	03/31/2020	999,985.00	999,891.11	999,985.00
89233GD94	10750	01GRF	TOYOTA Motor Credit CP	Fair	8,300,000.00	1.934	04/09/2020	99.979	03/31/2020	8,298,257.00	8,296,514.00	8,298,257.00
87019RE10	10779	01GRF	SwedBank	Fair	2,500,000.00	1.803	05/01/2020	99.936	03/31/2020	2,498,410.00	2,496,270.83	2,498,410.00
22535CJF9	10775	01GRF	Credit Agricole Corp	Amort	6,000,000.00	1.830	05/07/2020	100.087	03/31/2020	6,005,220.00	6,000,000.00	6,000,000.00
912796SR1	10755	01GRF	U.S. Treasury	Fair	9,870,000.00	1.838	05/21/2020	99.994	03/31/2020	9,869,483.60	9,845,381.20	9,869,483.60
7443M2F27	10785	01GRF	Prudential PLC	Fair	5,300,000.00	1.731	06/02/2020	99.815	03/31/2020	5,290,200.30	5,284,300.22	5,290,200.30
71708EFR1	10790	01GRF	Pfizer Inc	Fair	7,300,000.00	1.630	06/25/2020	99.572	03/31/2020	7,268,792.50	7,272,077.50	7,268,792.50
90327QD22	10689	01GRF	USAA CAP CORP	Fair	3,300,000.00	2.515	07/01/2020	100.496	03/31/2020	3,316,397.54	3,303,896.36	3,316,397.54
89119AH68	10783	01GRF	Toronto Dominion	Fair	6,400,000.00	1.809	08/06/2020	99.554	03/31/2020	6,371,475.20	6,360,037.32	6,371,475.20
912796TD1	10754	01GRF	U.S. Treasury	Fair	10,300,000.00	1.792	08/13/2020	99.974	03/31/2020	10,297,384.83	10,233,044.98	10,297,384.83
64952WCV3	10700	01GRF	New York Life Global	Fair	5,700,000.00	2.106	09/28/2020	99.943	03/31/2020	5,696,753.28	5,695,672.84	5,696,753.28
3130AHAP8	10764	01GRF	Federal Home Loan Bank	Fair	3,500,000.00	1.849	10/07/2020	99.922	03/31/2020	3,497,293.52	3,500,000.00	3,497,293.52
62479LLQ6	10805	01GRF	MUFG Bank Ltd	Fair	9,000,000.00	0.951	11/24/2020	99.164	03/31/2020	8,924,841.00	8,944,897.47	8,924,841.00
419792YK6	10807	01GRF	State of Hawaii	Fair	1,500,000.00	0.819	01/01/2021	101.158	03/31/2020	1,517,384.96	1,520,600.90	1,517,384.96
59217GCL1	10672	01GRF	METLIFE	Fair	6,000,000.00	2.893	01/08/2021	100.079	03/31/2020	6,004,798.92	5,978,073.61	6,004,798.92
20271RAP5	10758	01GRF	Commonwealth Bank Australia	Fair	5,000,000.00	2.046	03/15/2021	99.862	03/31/2020	4,993,114.35	5,023,555.81	4,993,114.35
3134GTBG7	10682	01GRF	Federal Home Loan Mtg Corp	Fair	2,500,000.00	2.400	04/01/2021	100.000	03/31/2020	2,500,000.00	2,500,000.00	2,500,000.00
912828Y20	10769	01GRF	Federal Home Loan Bank	Fair	7,800,000.00	1.626	07/15/2021	103.167	03/31/2020	8,047,101.58	7,898,352.54	8,047,101.58
3134GTH30	10701	01GRF	Federal Home Loan Mtg Corp	Fair	2,000,000.00	2.000	07/22/2021	100.394	03/31/2020	2,007,897.92	2,000,000.00	2,007,897.92
86960BAQ5	10679	01GRF	Svenska Handelsbanken	Fair	6,191,000.00	2.859	09/07/2021	98.636	03/31/2020	6,106,572.90	6,107,178.88	6,106,572.90
89233P5F99	10677	01GRF	TOYOTA Motor Credit CP	Fair	1,400,000.00	2.680	09/15/2021	101.479	03/31/2020	1,420,710.07	1,414,079.60	1,420,710.07
419792YL4	10808	01GRF	State of Hawaii	Fair	1,500,000.00	1.740	01/01/2022	101.764	03/31/2020	1,526,474.99	1,526,489.76	1,526,474.99
63254AAU2	10676	01GRF	National Australia Bank Ltd	Fair	3,200,000.00	3.096	01/10/2022	101.223	03/31/2020	3,239,154.43	3,183,973.73	3,239,154.43
78012KZG5	10678	01GRF	Royal Bank of Canada	Fair	5,000,000.00	2.698	02/01/2022	102.790	03/31/2020	5,139,500.00	5,004,412.79	5,139,500.00
57629WCD0	10681	01GRF	Mass Mutual Global	Fair	5,000,000.00	2.599	04/13/2022	103.093	03/31/2020	5,154,681.40	4,990,280.22	5,154,681.40

Data Updated: ~REPORT~: 04/03/2020 15:23

Run Date: 04/03/2020 - 15:23

Portfolio DRJ
AP
IC (PRF_IC) 7.1.1
Report Ver. 7.3.2

Delaware River Joint TBC
Investment Classification
March 31, 2020

Page 2

CUSIP	Investment #	Fund	Issuer	Investment Class	Par Value	YTM	Maturity Date	Market Price	Market Date	Market Value	Book Value	Reported Value
General Reserve Fund												
64952WCS0	10801	01GRF	New York Life Global	Fair	1,000,000.00	1.729	06/10/2022	100.912	03/31/2020	1,009,120.79	1,012,185.88	1,009,120.79
961214DQ3	10766	01GRF	WestPac Banking Corp	Fair	6,000,000.00	1.860	06/28/2022	101.203	03/31/2020	6,072,183.36	6,083,503.35	6,072,183.36
961214DQ3	10776	01GRF	WestPac Banking Corp	Fair	8,416,000.00	1.945	06/28/2022	101.203	03/31/2020	8,517,249.19	8,517,465.21	8,517,249.19
57629WBR0	10799	01GRF	Mass Mutual Global	Fair	2,260,000.00	1.730	10/17/2022	100.533	03/31/2020	2,272,049.51	2,303,065.37	2,272,049.51
3130AHEN9	10771	01GRF	Federal Home Loan Bank	Fair	7,000,000.00	1.750	10/28/2022	100.548	03/31/2020	7,038,412.71	7,000,000.00	7,038,412.71
59217GAX7	10800	01GRF	METLIFE	Fair	1,000,000.00	1.764	01/10/2023	101.507	03/31/2020	1,015,076.72	1,033,258.45	1,015,076.72
010411CQ7	10806	01GRF	State of Alabama	Fair	1,475,000.00	1.626	11/01/2023	106.193	03/31/2020	1,566,349.46	1,549,983.85	1,566,349.46
3134GU5V8	10787	01GRF	Federal Home Loan Mtg Corp	Fair	3,500,000.00	1.756	01/29/2024	100.352	03/31/2020	3,512,351.05	3,499,162.67	3,512,351.05
Subtotal					185,174,123.37	1.936				185,956,801.45	185,339,729.82	185,951,581.45
Operating Fund												
38145C752	10108	01OF	Goldman Sachs Ila Fed Port	Amort	768.85	0.776		100.000	03/31/2020	768.85	768.85	768.85
912796WY1	10793	01OF	U.S. Treasury	Fair	6,339,000.00	1.528	07/30/2020	99.970	03/31/2020	6,337,143.43	6,307,378.92	6,337,143.43
Subtotal					6,339,768.85	1.528				6,337,912.28	6,308,147.77	6,337,912.28
Reserve Maintenance Fund												
38145C752	10106	01RMF	Goldman Sachs Ila Fed Port	Amort	1,286.18	0.776		100.000	03/31/2020	1,286.18	1,286.18	1,286.18
912796WY1	10792	01RMF	U.S. Treasury	Fair	5,824,000.00	1.528	07/30/2020	99.970	03/31/2020	5,822,294.27	5,794,947.91	5,822,294.27
Subtotal					5,825,286.18	1.528				5,823,580.45	5,796,234.09	5,823,580.45
Scudder Falls Insurance Reserv												
38145C752	10506	01SFIR	Goldman Sachs Ila Fed Port	Amort	58,876.15	0.001		100.000	03/31/2020	58,876.15	58,876.15	58,876.15
912796WY1	10789	01SFIR	U.S. Treasury	Fair	4,094,000.00	1.470	07/30/2020	99.970	03/31/2020	4,092,800.95	4,074,348.80	4,092,800.95
Subtotal					4,152,876.15	1.449				4,151,677.10	4,133,224.95	4,151,677.10
Debt Service Reserve 2005A												
38145C752	10110	05DSRF05	Goldman Sachs Ila Fed Port	Amort	1,159.04	0.776		100.000	03/31/2020	1,159.04	1,159.04	1,159.04
912796UA5	10791	05DSRF05	U.S. Treasury	Fair	2,997,000.00	1.520	06/25/2020	99.981	03/31/2020	2,996,447.35	2,986,452.84	2,996,447.35
Subtotal					2,998,159.04	1.519				2,997,606.39	2,987,611.88	2,997,606.39
Construction Fund 2017												
38145C752	10424	06CF17	Goldman Sachs Ila Fed Port	Amort	0.00	0.001		100.000	03/31/2020	0.00	0.00	0.00
PAINVEST	10463	06CF17	PA Invest	Amort	17,646,041.57	1.815		100.000	03/31/2020	17,646,041.57	17,646,041.57	17,646,041.57
59157TD34	10760	06CF17	METLIFE	Fair	1,500,000.00	2.012	04/03/2020	99.998	03/31/2020	1,499,977.50	1,499,836.67	1,499,977.50
89233GD94	10751	06CF17	TOYOTA Motor Credit CP	Fair	3,800,000.00	1.934	04/09/2020	99.979	03/31/2020	3,799,202.00	3,798,404.00	3,799,202.00
05253ADL1	10767	06CF17	Aust & NZ Banking Group	Fair	8,800,000.00	1.961	04/20/2020	99.963	03/31/2020	8,796,779.20	8,791,129.11	8,796,779.20

Data Updated: ~REPORT~: 04/03/2020 15:23

Run Date: 04/03/2020 - 15:23

Portfolio DRJ
AP
IC (PRF_IC) 7.1.1
Report Ver. 7.3.2

Delaware River Joint TBC
Investment Classification
March 31, 2020

CUSIP	Investment #	Fund	Issuer	Investment Class	Par Value	YTM	Maturity Date	Market Price	Market Date	Market Value	Book Value	Reported Value
Construction Fund 2017												
06742VCC3	10778	06CF17	Barclays US Funding LLC	Fair	5,750,000.00	1.969	05/21/2020	99.839	03/31/2020	5,740,748.25	5,734,427.08	5,740,748.25
05253AEU0	10804	06CF17	Aust & NZ Banking Group	Fair	3,500,000.00	1.535	05/28/2020	99.829	03/31/2020	3,494,018.50	3,491,521.25	3,494,018.50
17177LF25	10782	06CF17	CIESCO LLC	Fair	5,000,000.00	1.866	06/02/2020	99.744	03/31/2020	4,987,230.00	4,984,069.45	4,987,230.00
78013VFC1	10768	06CF17	Royal Bank of Canada	Fair	10,000,000.00	1.911	06/12/2020	99.723	03/31/2020	9,972,380.00	9,962,800.00	9,972,380.00
59157TGL1	10772	06CF17	METLIFE	Fair	7,000,000.00	1.892	07/20/2020	99.465	03/31/2020	6,962,613.00	6,960,644.42	6,962,613.00
89119AH68	10784	06CF17	Toronto Dominion	Fair	5,000,000.00	1.809	08/06/2020	99.554	03/31/2020	4,977,715.00	4,968,779.16	4,977,715.00
3134GTBG7	10683	06CF17	Federal Home Loan Mtg Corp	Fair	2,500,000.00	2.400	04/01/2021	100.000	03/31/2020	2,500,000.00	2,500,000.00	2,500,000.00
3134GTH30	10702	06CF17	Federal Home Loan Mtg Corp	Fair	3,000,000.00	2.000	07/22/2021	100.394	03/31/2020	3,011,846.88	3,000,000.00	3,011,846.88
3134GU5V8	10788	06CF17	Federal Home Loan Mtg Corp	Fair	3,500,000.00	1.756	01/29/2024	100.352	03/31/2020	3,512,351.05	3,499,162.67	3,512,351.05
Subtotal					76,996,041.57	1.886				76,900,902.95	76,836,815.38	76,900,902.95
Construction Fund 2019A												
38145C752	10713	06CF19A	Goldman Sachs Ila Fed Port	Amort	0.00	1.231		100.000	03/31/2020	0.00	0.00	0.00
PAINVEST	10752	06CF19A	PA Invest	Amort	7,768,762.72	1.815		100.000	03/31/2020	7,768,762.72	7,768,762.72	7,768,762.72
912796SM2	10740	06CF19A	U.S. Treasury	Fair	4,000,000.00	1.807	04/23/2020	100.000	03/31/2020	4,000,028.40	3,995,685.56	4,000,028.40
87019RE10	10780	06CF19A	SwedBank	Fair	2,000,000.00	1.803	05/01/2020	99.936	03/31/2020	1,998,728.00	1,997,016.67	1,998,728.00
22535CJF9	10774	06CF19A	Credit Agricole Corp	Amort	6,000,000.00	1.830	05/07/2020	100.087	03/31/2020	6,005,220.00	6,000,000.00	6,000,000.00
912796SR1	10741	06CF19A	U.S. Treasury	Fair	4,000,000.00	1.806	05/21/2020	99.994	03/31/2020	3,999,790.72	3,990,205.55	3,999,790.72
912796SV2	10742	06CF19A	U.S. Treasury	Fair	4,000,000.00	1.801	06/18/2020	99.985	03/31/2020	3,999,406.96	3,984,780.47	3,999,406.96
87019RGM2	10803	06CF19A	SwedBank	Fair	7,000,000.00	1.630	07/21/2020	99.702	03/31/2020	6,979,182.00	6,965,035.00	6,979,182.00
3135G0T60	10736	06CF19A	Federal National Mtg Assn	Fair	3,000,000.00	1.802	07/30/2020	100.438	03/31/2020	3,013,168.98	2,997,038.02	3,013,168.98
89119AHL5	10786	06CF19A	Toronto Dominion	Fair	5,100,000.00	1.769	08/20/2020	99.509	03/31/2020	5,074,994.70	5,065,443.22	5,074,994.70
3136G3BS3	10737	06CF19A	Federal National Mtg Assn	Fair	2,000,000.00	1.785	09/16/2020	100.393	03/31/2020	2,007,860.14	1,996,968.16	2,007,860.14
3136G35V3	10738	06CF19A	Federal National Mtg Assn	Fair	2,000,000.00	1.785	09/28/2020	100.373	03/31/2020	2,007,463.22	1,995,779.03	2,007,463.22
3135G0U84	10781	06CF19A	Federal National Mtg Assn	Fair	8,000,000.00	1.640	10/30/2020	101.551	03/31/2020	8,124,121.12	8,056,658.63	8,124,121.12
3130AVGA0	10735	06CF19A	Federal Home Loan Bank	Fair	3,000,000.00	2.125	11/06/2020	99.882	03/31/2020	2,996,485.35	3,000,000.00	2,996,485.35
05253JAK7	10718	06CF19A	Aust & NZ Banking Group	Fair	2,000,000.00	2.065	11/16/2020	100.293	03/31/2020	2,005,869.76	2,007,767.39	2,005,869.76
92826CAB8	10724	06CF19A	Visa Inc	Fair	4,417,000.00	1.899	12/14/2020	100.506	03/31/2020	4,439,379.70	4,425,587.35	4,439,379.70
86960BAL6	10726	06CF19A	Svenska Handelsbanken	Fair	3,000,000.00	2.086	03/30/2021	100.206	03/31/2020	3,006,181.74	3,010,624.95	3,006,181.74
037833AR1	10717	06CF19A	Apple Inc	Fair	2,500,000.00	1.909	05/06/2021	101.794	03/31/2020	2,544,874.08	2,525,220.44	2,544,874.08
90327QCY3	10728	06CF19A	USAA CAP CORP	Fair	2,330,000.00	2.017	06/01/2021	101.792	03/31/2020	2,371,759.77	2,329,506.96	2,371,759.77
64952WDA8	10719	06CF19A	New York Life Global	Fair	2,000,000.00	2.076	08/06/2021	103.422	03/31/2020	2,068,447.74	2,030,824.44	2,068,447.74
771196BM3	10725	06CF19A	ROCHE HLDGS INC	Fair	3,000,000.00	2.049	01/28/2022	100.854	03/31/2020	3,025,642.02	2,984,112.68	3,025,642.02
78012KZG5	10720	06CF19A	Royal Bank of Canada	Fair	1,500,000.00	2.057	02/01/2022	102.790	03/31/2020	1,541,850.00	1,518,483.69	1,541,850.00
3130AJ4F3	10802	06CF19A	Federal Home Loan Bank	Fair	7,200,000.00	1.600	08/24/2022	100.707	03/31/2020	7,250,935.68	7,200,000.00	7,250,935.68

**Delaware River Joint TBC
Investment Classification
March 31, 2020**

Page 4

CUSIP	Investment #	Fund	Issuer	Investment Class	Par Value	YTM	Maturity Date	Market Price	Market Date	Market Value	Book Value	Reported Value
				Subtotal	85,815,762.72	1.818				86,230,152.80	85,845,500.93	86,224,932.80
Clearing Fund 2019A												
38145C752	10711	06CLEAR19	Goldman Sachs IIa Fed Port	Amort	61,364.35	0.776		100.000	03/31/2020	61,364.35	61,364.35	61,364.35
				Subtotal	61,364.35	0.776				61,364.35	61,364.35	61,364.35
Debt Service Reserve Fund 2012												
38145C752	10260	06DSRF12A	Goldman Sachs IIa Fed Port	Amort	3,528.68	0.776		100.000	03/31/2020	3,528.68	3,528.68	3,528.68
912796WY1	10794	06DSRF12A	U.S. Treasury	Fair	2,889,000.00	1.528	07/30/2020	99.970	03/31/2020	2,888,153.87	2,874,588.69	2,888,153.87
				Subtotal	2,892,528.68	1.527				2,891,682.55	2,878,117.37	2,891,682.55
Debt Service Reserve Fund 2015												
38145C752	10349	06DSRF15	Goldman Sachs IIa Fed Port	Amort	20,088.68	0.776		100.000	03/31/2020	20,088.68	20,088.68	20,088.68
912796WY1	10795	06DSRF15	U.S. Treasury	Fair	9,829,000.00	1.528	07/30/2020	99.970	03/31/2020	9,826,121.28	9,779,969.61	9,826,121.28
				Subtotal	9,849,088.68	1.526				9,846,209.96	9,800,058.29	9,846,209.96
Debt Service Reserve Fund 2017												
38145C752	10425	06DSRF17	Goldman Sachs IIa Fed Port	Amort	4,564.27	0.776		100.000	03/31/2020	4,564.27	4,564.27	4,564.27
912796WY1	10796	06DSRF17	U.S. Treasury	Fair	30,860,000.00	1.528	07/30/2020	99.970	03/31/2020	30,850,961.72	30,706,059.86	30,850,961.72
				Subtotal	30,864,564.27	1.528				30,855,525.99	30,710,624.13	30,855,525.99
Debt Service Reserve Fund 19A												
38145C752	10712	06DSRF19A	Goldman Sachs IIa Fed Port	Amort	546.95	0.776		100.000	03/31/2020	546.95	546.95	546.95
912796WY1	10797	06DSRF19A	U.S. Treasury	Fair	3,879,000.00	1.528	07/30/2020	99.970	03/31/2020	3,877,863.92	3,859,650.23	3,877,863.92
				Subtotal	3,879,546.95	1.528				3,878,410.87	3,860,197.18	3,878,410.87
				Total	415,728,083.03	1.833				416,810,799.36	415,436,598.36	416,800,359.36

Data Updated: ~REPORT~: 04/03/2020 15:23

Run Date: 04/03/2020 - 15:23

Portfolio DRJ
AP
IC (PRF_IC) 7.1.1
Report Ver. 7.3.2

DELAWARE RIVER JOINT TOLL BRIDGE COMMISSION
Meeting of April 27, 2020
TOLL TRAFFIC AND REVENUE STATISTICS (March, 2020)

Summary: The Commission experienced an increase in total toll revenue for March 2020 in comparison to the March 2019 traffic and revenue statistics. Total toll traffic however reflected a decrease for the month. It should be noted the Scudder Falls Bridge began toll collections on July 14, 2019.

Special Notes:

As a result of the ongoing COVID-19 situation, toll traffic at all Commission bridges reflected a decrease for March 2020. Total toll revenue however reflected an increase compared to March 2019 due to an increase in total truck traffic, and the toll traffic recorded at the Scudder Falls Bridge.

The Commission temporarily suspended Cash Toll Collections at all locations effective 10:00PM on March 24, 2020.

Analysis of March 2020 / March 2019 toll revenue data comparison:

- An overall toll revenue increase of 7.65 percent was recorded at the Commission's eight toll bridges for the month of March.

March Toll Revenue Analysis		
Total Toll Revenue Change	SFB Toll Revenue	Non-AET TB Toll Revenue Change
\$818,479.83	\$1,041,917.23	-\$223,437.40
7.65%	9.74%	-2.09%

- Commercial-vehicle toll revenue reflected a 14.30 percent increase.
- Passenger-vehicle toll revenue generated an 11.94 percent decrease.

Analysis of March 2020 / March 2019 traffic data comparison:

- Total toll traffic decreased by 329,268 vehicles, or 10.10 percent for the month.

March Toll Traffic Analysis		
Total Toll Traffic Change	SFB Toll Traffic	Non-AET TB Traffic Change
-329,268	444,474	-773,742
-10.10%	13.64%	-23.74%

- Commercial-vehicle traffic increased by 72,287 vehicles, or 15.17 percent.

- Passenger-vehicle toll traffic decreased by 401,555 vehicles, or 14.43 percent.
- Average daily toll traffic for the Commission's eight toll bridges for March 2020 was 94,507 total vehicles as compared to the 105,128 total vehicles recorded on the seven toll bridges in March 2019.
- Total recorded westbound traffic volume at the 10 vehicular toll supported bridges for March 2020 decreased by 1,074,547 vehicles, or 42.00 percent as compared to March 2019. Average daily westbound traffic on the toll supported bridges was 47,870 vehicles in March 2020 as compared to 82,533 vehicles in March 2019. [It should be noted that the Scudder Falls Bridge converted from a toll supported bridge to a toll bridge on July 14, 2020].

Traffic analysis for 2020 YTD:

- Total YTD toll traffic for the eight toll bridges is reflecting a 14.68 percent increase for the first three months of 2020 as compared to the same three-month period in 2019. Commission YTD toll revenue is reflecting a 16.08 increase through the first quarter of 2020.

YTD Toll Traffic and Revenue Analysis		
Total Toll Traffic Change	SFB Toll Traffic	Non-AET TB Traffic Change
1,329,379	1,751,803	-422,424
14.68%	19.34%	-4.66%
Total Toll Revenue Change	SFB Toll Revenue	Non-AET TB Toll Revenue Change
\$4,882,822.44	\$3,679,106.35	\$1,203,716
16.08%	12.12%	3.96%

- Westbound traffic on the ten toll supported bridges is reflecting a 32.14 percent decrease through the first three months of 2020 as compared to 2019.

REGION REVIEW:

Southern Region

Total toll traffic at Trenton-Morrisville (TM) reflected a 25.76 percent decrease for March 2020 when compared to March 2019 as the result of the decrease of 216,548 cars and the increase of 13,531 trucks. The new Scudder Falls Bridge began collecting tolls on Sunday, July 14, 2019. Total passenger vehicles of 409,506 and total trucks of 34,968 were recorded for the month of March 2020. At New Hope-Lambertville (NHL), decreases of 56,358 cars and 558 trucks

generated an overall decrease of 37.35 percent in total toll traffic for March 2020 as compared to March 2019.

Central Region

The I-78 Toll Bridge recorded a decrease of 21.30 percent in total toll traffic for the month of March 2020 when compared to March 2019 as the result of the decrease of 216,826 cars and the increase of 20,574 trucks. At the Easton-Phillipsburg (EP) Toll Bridge, the decrease of 112,862 passenger vehicles combined with the increase of 1,197 trucks resulted in a 25.15 percent decrease in total toll traffic for March 2020 as compared to March 2019.

Northern Region

Portland-Columbia (PC) recorded a 19.77 percent decrease in total toll traffic during March 2020 compared to March 2019 as a result of the combined decreases of 20,316 automobiles and 528 trucks. At the Delaware Water Gap (DWG) Toll Bridge, the decrease of 170,296 passenger vehicles combined with the increase of 2,893 trucks to generate an overall decrease of 22.21 percent in total toll traffic for March 2020 when compared to March 2019. At Milford-Montague (MM), the decrease of 17,855 passenger vehicles and the increase of 210 trucks produced an 18.74 percent decrease in total toll traffic for March 2020 as compared to March 2019.

E-ZPass Penetration Rates

The table below provides a comparison of the *E-ZPass* penetration rates for the Commission's eight (8) toll bridges for the months of March, 2020 and March, 2019, and the year-to-date periods ending March 31, 2020 and March 31, 2019.

		<i>E-ZPass</i> PENETRATION RATES					
		Mar. 2020	Mar. 2019	Change in Monthly Percentage	YTD 2020	YTD 2019	Change in YTD Percentage
All Toll Bridges	Cars	77.61	70.36	7.25	76.65	70.89	5.76
	Trucks	93.15	90.53	2.62	92.16	90.62	1.54
	Total	80.53	73.31	7.22	79.03	73.87	5.16
Trenton - Morrisville	Cars	72.49	67.98	4.51	70.94	68.53	2.41
	Trucks	93.37	91.35	2.02	92.24	91.46	0.78
	Total	74.97	69.63	5.34	72.95	70.22	2.73
Scudder Falls	Cars	91.90	<i>N/A</i>		91.92	<i>N/A</i>	
	Trucks	85.35	<i>N/A</i>		85.66	<i>N/A</i>	
	Total	91.39	<i>N/A</i>		91.54	<i>N/A</i>	
New Hope - Lambertville	Cars	87.71	84.55	3.16	87.15	84.78	2.37
	Trucks	91.68	88.33	3.35	90.72	88.40	2.32
	Total	88.08	84.79	3.29	87.40	85.01	2.39
I-78	Cars	75.98	73.02	2.96	75.01	73.32	1.69
	Trucks	94.32	90.96	3.36	93.29	90.98	2.31
	Total	82.91	77.95	4.96	80.87	78.37	2.50
Easton - Phillipsburg	Cars	75.03	69.72	5.31	72.96	70.27	2.69
	Trucks	89.27	84.17	5.10	87.32	84.71	2.61
	Total	76.12	70.52	5.60	73.88	71.08	2.80
Portland - Columbia	Cars	68.92	63.93	4.99	65.98	63.79	2.19
	Trucks	92.15	91.43	0.72	91.35	91.66	-0.31
	Total	71.05	66.09	4.96	67.99	65.92	2.07
Delaware Water Gap	Cars	74.64	69.41	5.23	72.85	70.40	2.45
	Trucks	93.74	90.78	2.96	92.84	90.94	1.90
	Total	78.73	72.89	5.84	76.50	73.80	2.70
Milford - Montague	Cars	70.60	64.05	6.55	67.53	64.17	3.36
	Trucks	87.81	83.39	4.42	85.87	83.87	2.00
	Total	71.26	64.61	6.65	68.12	64.77	3.35

DELAWARE RIVER JOINT TOLL BRIDGE COMMISSION

ALL TOLL BRIDGES

COMPARATIVE STATEMENT OF TOLL TRAFFIC AND REVENUE

MARCH 2020

JANUARY 1, 2019 MARCH 31, 2019 90 DAYS		JANUARY 1, 2020 MARCH 31, 2020 91 DAYS			MONTH OF MARCH 2020 31 DAYS		MONTH OF MARCH 2019 31 DAYS	
NUMBER OF VEHICLES	TOTAL REVENUE	NUMBER OF VEHICLES	TOTAL REVENUE	VEHICLE CLASS	NUMBER OF VEHICLES	TOTAL REVENUE	NUMBER OF VEHICLES	TOTAL REVENUE
7,689,616	\$ 7,724,156.00	8,790,706	\$ 9,419,913.15	Passenger	2,380,892	\$ 2,541,997.00	2,782,447	\$ 2,796,411.00
-	(291,111.35)	-	(468,713.93)	Discounts *	-	(153,799.58)	-	(84,462.45)
7,689,616	\$ 7,433,044.65	8,790,706	\$ 8,951,199.22	TOTAL PASSENGER	2,380,892	\$ 2,388,197.42	2,782,447	\$ 2,711,948.55
210,942	1,357,939.05	290,838	1,900,821.30	2-Axle Trucks	95,114	621,033.95	74,844	481,813.80
94,961	1,124,002.80	106,239	1,267,697.59	3-Axle Trucks	36,140	431,698.94	32,851	388,618.80
110,613	1,739,001.60	141,247	2,235,140.90	4-Axle Trucks	48,013	759,961.40	38,774	609,547.20
920,692	18,037,206.00	1,022,244	20,107,582.57	5-Axle Trucks	358,238	7,051,364.59	319,349	6,255,384.00
28,067	653,380.80	33,140	769,219.50	6-Axle Trucks	11,069	256,915.35	10,493	244,058.40
796	24,006.40	652	19,742.66	7-Axle Trucks	236	7,178.53	212	6,499.60
-	-	-	-	Permits	-	-	-	-
1,366,071	\$ 22,935,536.65	1,594,360	\$ 26,300,204.52	TOTAL TRUCKS	548,810	\$ 9,128,152.76	476,523	\$ 7,985,921.80
9,055,687	\$ 30,368,581.30	10,385,066	\$ 35,251,403.74	TOTAL TOLL VEHICLES	2,929,702	\$ 11,516,350.18	3,258,970	10,697,870.35
100,619	\$ 337,428.68	114,122	\$ 387,378.06	DAILY AVERAGE	94,507	\$ 371,495.17	105,128	\$ 345,092.59
YTD Rate Change with SFB Traffic		YTD Rate Change without SFB Traffic			MTD Rate Change without SFB Traffic		MTD Rate Change with SFB Traffic	
Traffic (toll)	14.68%	Traffic (toll)	-4.66%		Traffic (toll)	-23.74%	Traffic (toll)	-10.10%
Autos	14.32%	Autos	-7.07%		Autos	-29.15%	Autos	-14.43%
Trucks	16.71%	Trucks	8.89%		Trucks	7.83%	Trucks	15.17%
Revenue	16.08%	Revenue	3.96%		Revenue	-2.09%	Revenue	7.65%
Autos	20.42%	Autos	-8.18%		Autos	-31.07%	Autos	-11.94%
Trucks	14.67%	Trucks	7.90%		Trucks	7.75%	Trucks	14.30%

NOTE: As a result of the ongoing COVID-19 situation, toll traffic at all Commission bridges is reflecting a decrease. Total toll revenue however reflected an increase compared to March 2019 due to an increase in total truck traffic, and the toll traffic recorded at the Scudder Falls Bridge.

NOTE: The Commission temporarily suspended Cash Toll Collections at all locations effective 10:00PM on March 24, 2020.

NOTE: The Scudder Falls Bridge began toll collections on Sunday, July 14, 2019. SFB traffic and toll revenue is included in the monthly and YTD totals and calculations above. Prior to July 14, 2019, the Scudder Falls Bridge operated as a toll-supported bridge.

* "Discounts" represents rebates for commuter discounts earned when a customer crosses the Commission's bridges 16 times in a calendar month, as well as discounts for employee's, and Commission vehicle's non-revenue crossings.

DELAWARE RIVER JOINT TOLL BRIDGE COMMISSION

TRENTON - MORRISVILLE TOLL BRIDGE

COMPARATIVE STATEMENT OF TOLL TRAFFIC AND REVENUE

MARCH 2020

JANUARY 1, 2019 MARCH 31, 2019 90 DAYS		JANUARY 1, 2020 MARCH 31, 2020 91 DAYS		VEHICLE CLASS	MONTH OF MARCH 2020 31 DAYS		MONTH OF MARCH 2019 31 DAYS	
NUMBER OF VEHICLES	TOTAL REVENUE	NUMBER OF VEHICLES	TOTAL REVENUE		NUMBER OF VEHICLES	TOTAL REVENUE	NUMBER OF VEHICLES	TOTAL REVENUE
2,021,670	\$ 2,027,015.00	1,910,903	\$ 1,916,528.00	Passenger	515,628	\$ 517,795.00	732,176	\$ 734,322.00
	(65,075.11)		(85,478.68)	Discounts *		(28,744.52)		(19,238.41)
2,021,670	\$ 1,961,939.89	1,910,903	\$ 1,831,049.32	TOTAL PASSENGER	515,628	\$ 489,050.48	732,176	\$ 715,083.59
56,500	364,847.60	75,640	487,897.80	2-Axle Trucks	26,203	169,021.45	20,191	130,438.10
26,889	320,236.80	26,276	313,448.40	3-Axle Trucks	9,536	113,785.20	9,176	109,003.20
18,760	297,692.80	22,162	352,020.80	4-Axle Trucks	8,195	130,145.60	7,131	113,099.20
57,331	1,125,402.00	73,497	1,444,294.00	5-Axle Trucks	25,240	496,670.00	19,264	378,062.00
425	10,108.80	748	17,668.80	6-Axle Trucks	260	6,160.80	144	3,424.80
44	1,231.60	46	1,351.60	7-Axle Trucks	19	548.00	16	453.20
-	-			Permits			-	-
159,949	\$ 2,119,519.60	198,369	\$ 2,616,681.40	TOTAL TRUCKS	69,453	\$ 916,331.05	55,922	\$ 734,480.50
2,181,619	\$ 4,081,459.49	2,109,272	\$ 4,447,730.72	TOTAL TOLL VEHICLES	585,081	\$ 1,405,381.53	788,098	\$ 1,449,564.09
24,240	\$ 45,349.55	23,179	\$ 48,876.16	DAILY AVERAGE	18,874	\$ 45,334.89	25,423	\$ 46,760.13
Rate Change					Rate Change			
Traffic (toll)		-3.32%			Traffic (toll)		-25.76%	
Autos		-5.48%			Autos		-29.58%	
Trucks		24.02%			Trucks		24.20%	
Revenue		8.97%			Revenue		-3.05%	
Autos		-6.67%			Autos		-31.61%	
Trucks		23.46%			Trucks		24.76%	

NOTE: Higher E-ZPass toll rates at the Scudder Falls Toll Bridge has resulted in some diversion to Trenton-Morrisville.

DELAWARE RIVER JOINT TOLL BRIDGE COMMISSION
SCUDDER FALLS TOLL BRIDGE
COMPARATIVE STATEMENT OF TOLL TRAFFIC AND REVENUE

MARCH 2020								
JANUARY 1, 2019 MARCH 31, 2019 90 DAYS		JANUARY 1, 2020 MARCH 31, 2020 91 DAYS		VEHICLE CLASS	MONTH OF MARCH 2020 31 DAYS		MONTH OF MARCH 2019 31 DAYS	
NUMBER OF VEHICLES	TOTAL REVENUE	NUMBER OF VEHICLES	TOTAL REVENUE		NUMBER OF VEHICLES	TOTAL REVENUE	NUMBER OF VEHICLES	TOTAL REVENUE
0	0	1,645,008	\$ 2,239,326.15	Passenger	409,506	\$ 558,072.00	0	0
			\$ (113,487.17)	Discounts *		\$ (39,103.78)		
0	0	1,645,008	\$ 2,125,838.98	TOTAL PASSENGER	409,506	\$ 518,968.22	0	0
		43,340	306,915.35	2-Axle Trucks	13,006	92,069.80		
		9,667	123,523.99	3-Axle Trucks	3,495	44,760.14		
		6,804	115,892.90	4-Axle Trucks	2,275	38,748.60		
		46,301	988,566.57	5-Axle Trucks	15,967	341,344.59		
		563	14,647.50	6-Axle Trucks	187	4,843.35		
		120	3,721.06	7-Axle Trucks	38	1,182.53		
0	0			Permits				
0	0	106,795	\$ 1,553,267.37	TOTAL TRUCKS	34,968	\$ 522,949.01	0	0
0	0	1,751,803	\$ 3,679,106.35	TOTAL TOLL VEHICLES	444,474	\$ 1,041,917.23	0	0
0	0	19,251	\$ 40,429.74	DAILY AVERAGE	14,338	\$ 33,610.23	0	0

NOTE: The Scudder Falls Toll Bridge began toll collection on Sunday, July 14, 2019.

DELAWARE RIVER JOINT TOLL BRIDGE COMMISSION

NEW HOPE - LAMBERTVILLE TOLL BRIDGE

COMPARATIVE STATEMENT OF TOLL TRAFFIC AND REVENUE

MARCH 2020

JANUARY 1, 2019 MARCH 31, 2019 90 DAYS			JANUARY 1, 2020 MARCH 31, 2020 91 DAYS			MONTH OF MARCH 2020 31 DAYS			MONTH OF MARCH 2019 31 DAYS		
NUMBER OF VEHICLES		TOTAL REVENUE	NUMBER OF VEHICLES		TOTAL REVENUE	VEHICLE CLASS	NUMBER OF VEHICLES		TOTAL REVENUE	NUMBER OF VEHICLES	TOTAL REVENUE
398,793	\$	400,790.00	345,376	\$	347,329.00	Passenger	86,678	\$	87,402.00	143,036	\$ 143,857.00
		(21,798.08)			(25,211.85)	Discounts *			(7,810.69)		(7,307.98)
398,793	\$	378,991.92	345,376	\$	322,117.15	TOTAL PASSENGER	86,678	\$	79,591.31	143,036	\$ 136,549.02
12,525		80,739.10	11,529		74,360.00	2-Axle Trucks	3,524		22,748.70	4,272	27,546.35
3,201		37,958.40	2,886		34,207.20	3-Axle Trucks	908		10,790.40	1,171	13,867.20
2,320		36,251.20	2,524		39,465.60	4-Axle Trucks	900		14,110.40	906	14,156.80
8,564		168,634.00	8,639		170,182.00	5-Axle Trucks	3,298		64,972.00	2,893	56,996.00
305		7,003.20	525		11,925.60	6-Axle Trucks	178		4,032.00	126	2,904.00
3		84.00	9		249.20	7-Axle Trucks	3		84.00	1	28.00
						Permits	-		-		
26,918	\$	330,669.90	26,112	\$	330,389.60	TOTAL TRUCKS	8,811	\$	116,737.50	9,369	\$ 115,498.35
425,711	\$	709,661.82	371,488	\$	652,506.75	TOTAL TOLL VEHICLES	95,489	\$	196,328.81	152,405	\$ 252,047.37
4,730	\$	7,885.13	4,082	\$	7,170.40	DAILY	3,080	\$	6,333.19	4,916	\$ 8,130.56
Rate Change						Rate Change					
Traffic (toll)						Traffic (toll)					
Autos						Autos					
Trucks						Trucks					
Revenue						Revenue					
Autos						Autos					
Trucks						Trucks					

DELAWARE RIVER JOINT TOLL BRIDGE COMMISSION

I78 TOLL BRIDGE

COMPARATIVE STATEMENT OF TOLL TRAFFIC AND REVENUE

MARCH 2020

JANUARY 1, 2019 MARCH 31, 2019 90 DAYS		JANUARY 1, 2020 MARCH 31, 2020 91 DAYS		VEHICLE CLASS	MONTH OF MARCH 2020 31 DAYS		MONTH OF MARCH 2019 31 DAYS	
NUMBER OF VEHICLES	TOTAL REVENUE	NUMBER OF VEHICLES	TOTAL REVENUE		NUMBER OF VEHICLES	TOTAL REVENUE	NUMBER OF VEHICLES	TOTAL REVENUE
1,825,140	\$ 1,837,437.00	1,689,556	\$ 1,701,526.00	Passenger	451,082	\$ 455,118.00	667,908	\$ 672,840.00
	(73,211.45)		(85,188.40)	Discounts *		(27,542.29)		(19,259.49)
1,825,140	\$ 1,764,225.55	1,689,556	\$ 1,616,337.60	TOTAL PASSENGER	451,082	\$ 427,575.71	667,908	\$ 653,580.51
65,656	421,739.50	75,628	486,408.00	2-Axle Trucks	23,725	152,616.75	23,359	150,048.60
35,511	418,476.00	36,972	435,988.80	3-Axle Trucks	12,292	144,969.60	11,896	140,292.00
54,836	858,660.80	74,216	1,168,025.60	4-Axle Trucks	24,713	389,088.00	17,866	279,398.40
555,527	10,874,038.00	587,224	11,492,714.00	5-Axle Trucks	205,663	4,027,590.00	192,898	3,775,182.00
19,043	442,562.40	22,191	513,204.00	6-Axle Trucks	7,408	171,367.20	7,208	167,380.80
479	14,323.20	282	8,492.00	7-Axle Trucks	109	3,348.40	109	3,244.40
				Permits				
731,052	\$ 13,029,799.90	796,513	\$ 14,104,832.40	TOTAL TRUCKS	273,910	\$ 4,888,979.95	253,336	\$ 4,515,546.20
2,556,192	\$ 14,794,025.45	2,486,069	\$ 15,721,170.00	TOTAL TOLL VEHICLES	724,992	\$ 5,316,555.66	921,244	\$ 5,169,126.71
28,402	\$ 164,378.06	27,319	\$ 172,760.11	DAILY AVERAGE	23,387	\$ 171,501.80	29,718	\$ 166,746.02
Rate Change				Rate Change				
Traffic (toll)				Traffic (toll)				
Autos				Autos				
Trucks				Trucks				
Revenue				Revenue				
Autos				Autos				
Trucks				Trucks				

DELAWARE RIVER JOINT TOLL BRIDGE COMMISSION

EASTON - PHILLIPSBURG TOLL BRIDGE

COMPARATIVE STATEMENT OF TOLL TRAFFIC AND REVENUE

MARCH 2020

JANUARY 1, 2019 MARCH 31, 2019 90 DAYS		JANUARY 1, 2020 MARCH 31, 2020 91 DAYS		MONTH OF MARCH 2020 31 DAYS		MONTH OF MARCH 2019 31 DAYS		
NUMBER OF VEHICLES	TOTAL REVENUE	NUMBER OF VEHICLES	TOTAL REVENUE	VEHICLE CLASS	NUMBER OF VEHICLES	TOTAL REVENUE	NUMBER OF VEHICLES	TOTAL REVENUE
1,167,467	\$ 1,171,738.00 (40,035.48)	1,078,348	\$ 1,082,590.00 (50,190.21)	Passenger Discounts *	306,796	\$ 308,444.00 (16,529.86)	419,658	\$ 421,437.00 (11,719.59)
1,167,467	\$ 1,131,702.52	1,078,348	\$ 1,032,399.79	TOTAL PASSENGER	306,796	\$ 291,914.14	419,658	\$ 409,717.41
25,909	167,164.40	27,050	174,554.90	2-Axle Trucks	8,924	57,580.90	9,115	58,783.40
8,090	96,008.40	9,636	114,550.80	3-Axle Trucks	3,436	40,866.00	2,765	32,882.40
7,142	113,212.80	8,276	130,934.40	4-Axle Trucks	2,816	44,478.40	2,823	44,774.40
28,026	551,174.00	28,461	559,178.00	5-Axle Trucks	10,247	201,404.00	9,549	187,860.00
178	4,212.00	223	5,232.00	6-Axle Trucks	94	2,210.40	70	1,653.60
8	232.00	7	196.00	7-Axle Trucks	4	112.00	2	64.00
				Permits	-	-		
69,353	\$ 932,003.60	73,653	\$ 984,646.10	TOTAL TRUCKS	25,521	\$ 346,651.70	24,324	\$ 326,017.80
1,236,820	\$ 2,063,706.12	1,152,001	\$ 2,017,045.89	TOTAL TOLL VEHICLES	332,317	\$ 638,565.84	443,982	\$ 735,735.21
13,742	\$ 22,930.07	12,659	\$ 22,165.34	DAILY AVERAGE	10,720	\$ 20,598.90	14,322	\$ 23,733.39
Rate Change					Rate Change			
Traffic (toll)					Traffic (toll)			
Autos					Autos			
Trucks					Trucks			
Revenue					Revenue			
Autos					Autos			
Trucks					Trucks			

DELAWARE RIVER JOINT TOLL BRIDGE COMMISSION

PORTLAND - COLUMBIA TOLL BRIDGE

COMPARATIVE STATEMENT OF TOLL TRAFFIC AND REVENUE

MARCH 2020

JANUARY 1, 2019 MARCH 31, 2019 90 DAYS		JANUARY 1, 2020 MARCH 31, 2020 91 DAYS		VEHICLE CLASS	MONTH OF MARCH 2020 31 DAYS		MONTH OF MARCH 2019 31 DAYS	
NUMBER OF VEHICLES	TOTAL REVENUE	NUMBER OF VEHICLES	TOTAL REVENUE		NUMBER OF VEHICLES	TOTAL REVENUE	NUMBER OF VEHICLES	TOTAL REVENUE
264,528	\$ 266,074.00	255,866	\$ 257,761.00	Passenger	76,839	\$ 77,534.00	97,155	\$ 97,745.00
	(14,252.32)		(14,919.37)	Discounts *		(4,332.80)		(4,964.32)
264,528	\$ 251,821.68	255,866	\$ 242,841.63	TOTAL PASSENGER	76,839	\$ 73,201.20	97,155	\$ 92,780.68
5,365	34,531.25	5,405	34,978.45	2-Axle Trucks	1,728	11,198.85	1,852	11,916.45
1,892	22,496.40	1,998	23,824.80	3-Axle Trucks	701	8,366.40	712	8,455.20
5,838	93,049.60	6,425	102,572.80	4-Axle Trucks	2,326	37,115.20	2,250	35,851.20
8,604	170,148.00	8,112	160,336.00	5-Axle Trucks	2,986	58,918.00	3,419	67,616.00
139	3,324.00	67	1,598.40	6-Axle Trucks	26	619.20	62	1,483.20
6	168.00	2	56.00	7-Axle Trucks	-	-	-	-
-				Permits				
21,844	\$ 323,717.25	22,009	\$ 323,366.45	TOTAL TRUCKS	7,767	\$ 116,217.65	8,295	\$ 125,322.05
286,372	\$ 575,538.93	277,875	\$ 566,208.08	TOTAL TOLL VEHICLES	84,606	\$ 189,418.85	105,450	\$ 218,102.73
3,182	\$ 6,394.88	3,054	\$ 6,222.07	DAILY AVERAGE	2,729	\$ 6,110.29	3,402	\$ 7,035.57
Rate Change				Rate Change				
Traffic (toll)		-2.97%		Traffic (toll)		-19.77%		
Autos		-3.27%		Autos		-20.91%		
Trucks		0.76%		Trucks		-6.37%		
Revenue		-1.62%		Revenue		-13.15%		
Autos		-3.57%		Autos		-21.10%		
Trucks		-0.11%		Trucks		-7.26%		

DELAWARE RIVER JOINT TOLL BRIDGE COMMISSION

DELAWARE WATER GAP TOLL BRIDGE

COMPARATIVE STATEMENT OF TOLL TRAFFIC AND REVENUE

MARCH 2020

JANUARY 1, 2019 MARCH 31, 2019 90 DAYS		JANUARY 1, 2020 MARCH 31, 2020 91 DAYS		VEHICLE CLASS	MONTH OF MARCH 2020 31 DAYS		MONTH OF MARCH 2019 31 DAYS	
NUMBER OF VEHICLES	TOTAL REVENUE	NUMBER OF VEHICLES	TOTAL REVENUE		NUMBER OF VEHICLES	TOTAL REVENUE	NUMBER OF VEHICLES	TOTAL REVENUE
1,756,354	\$ 1,764,004.00	1,622,493	\$ 1,629,909.00	Passenger	460,775	\$ 463,397.00	631,071	\$ 634,193.00
-	(64,262.54)	-	(80,182.82)	Discounts *	-	(25,605.10)	-	(18,053.32)
1,756,354	\$ 1,699,741.46	1,622,493	\$ 1,549,726.18	TOTAL PASSENGER	460,775	\$ 437,791.90	631,071	\$ 616,139.68
40,377	259,360.40	47,897	307,782.15	2-Axle Trucks	16,556	106,494.70	14,555	93,456.35
18,975	224,032.80	18,088	213,590.40	3-Axle Trucks	5,461	64,441.20	6,988	82,410.00
21,237	332,481.60	20,140	315,193.60	4-Axle Trucks	6,487	101,521.60	7,561	118,481.60
260,239	5,100,258.00	267,633	5,245,240.00	5-Axle Trucks	93,967	1,843,240.00	90,489	1,773,076.00
7,932	185,090.40	8,802	204,439.20	6-Axle Trucks	2,909	67,514.40	2,873	66,972.00
255	7,939.60	183	5,592.80	7-Axle Trucks	63	1,903.60	84	2,710.00
-				Permits			-	
349,015	\$ 6,109,162.80	362,743	\$ 6,291,838.15	TOTAL TRUCKS	125,443	\$ 2,185,115.50	122,550	\$ 2,137,105.95
2,105,369	\$ 7,808,904.26	1,985,236	\$ 7,841,564.33	TOTAL TOLL VEHICLES	586,218	\$ 2,622,907.40	753,621	\$ 2,753,245.63
23,393	\$ 86,765.60	21,816	\$ 86,171.04	DAILY AVERAGE	18,910	\$ 84,609.92	24,310	\$ 88,814.38
Rate Change				Rate Change				
Traffic (toll)		-5.71%		Traffic (toll)		-22.21%		
Autos		-7.62%		Autos		-26.99%		
Trucks		3.93%		Trucks		2.36%		
Revenue		0.42%		Revenue		-4.73%		
Autos		-8.83%		Autos		-28.95%		
Trucks		2.99%		Trucks		2.25%		

DELAWARE RIVER JOINT TOLL BRIDGE COMMISSION

MILFORD - MONTAGUE TOLL BRIDGE

COMPARATIVE STATEMENT OF TOLL TRAFFIC AND REVENUE

MARCH 2020

JANUARY 1, 2019 MARCH 31, 2019 90 DAYS		JANUARY 1, 2020 MARCH 31, 2020 91 DAYS		VEHICLE CLASS	MONTH OF MARCH 2020 31 DAYS		MONTH OF MARCH 2019 31 DAYS	
NUMBER OF VEHICLES	TOTAL REVENUE	NUMBER OF VEHICLES	TOTAL REVENUE		NUMBER OF VEHICLES	TOTAL REVENUE	NUMBER OF VEHICLES	TOTAL REVENUE
255,664	\$ 257,098.00	243,156	\$ 244,944.00	Passenger	73,588	\$ 74,235.00	91,443	\$ 92,017.00
	(12,476.37)		(14,055.43)	Discounts *		(4,130.54)		(3,919.34)
255,664	\$ 244,621.63	243,156	\$ 230,888.57	TOTAL PASSENGER	73,588	\$ 70,104.46	91,443	\$ 88,097.66
4,610	29,556.80	4,349	27,924.65	2-Axle Trucks	1,448	9,302.80	1,500	9,624.55
403	4,794.00	716	8,563.20	3-Axle Trucks	311	3,720.00	143	1,708.80
480	7,652.80	700	11,035.20	4-Axle Trucks	301	4,753.60	237	3,785.60
2,401	47,552.00	2,377	47,072.00	5-Axle Trucks	870	17,226.00	837	16,592.00
45	1,080.00	21	504.00	6-Axle Trucks	7	168.00	10	240.00
1	28.00	3	84.00	7-Axle Trucks	-	-	-	-
-				Permits	-	-	-	-
7,940	\$ 90,663.60	8,166	\$ 95,183.05	TOTAL TRUCKS	2,937	\$ 35,170.40	2,727	\$ 31,950.95
263,604	\$ 335,285.23	251,322	\$ 326,071.62	TOTAL TOLL VEHICLES	76,525	\$ 105,274.86	94,170	\$ 120,048.61
2,929	\$ 3,725.39	2,762	\$ 3,583.20	DAILY AVERAGE	2,469	\$ 3,395.96	3,038	\$ 3,872.54
Rate Change				Rate Change				
Traffic (toll)				Traffic (toll)				
Autos				Autos				
Trucks				Trucks				
Revenue				Revenue				
Autos				Autos				
Trucks				Trucks				

Delaware River Joint Toll Bridge Commission
Toll Supported Bridge - Westbound Traffic Counts
March 2020

	Westbound Volume					
Bridge	March 2020	March 2019	% Change	YTD 2020	YTD 2019	% Change
Lower Trenton	334,215	373,936	-10.62%	1,095,337	1,039,755	5.35%
Calhoun Street	236,327	280,413	-15.72%	741,556	772,138	-3.96%
Scudder Falls ¹	-	833,665	-100.00%		2,414,673	-100.00%
Washington Crossing	103,490	118,389	-12.58%	382,439	308,682	23.89%
New Hope - Lambertville	176,999	217,149	-18.49%	627,449	616,758	1.73%
Centre Bridge - Stockton	65,548	71,927	-8.87%	201,685	186,017	8.42%
Uhlerstown - Frenchtown	82,148	92,482	-11.17%	265,350	242,320	9.50%
Upper Black Eddy - Milford	47,710	56,738	-15.91%	153,404	159,778	-3.99%
Riegelsville	41,441	50,002	-17.12%	130,738	135,974	-3.85%
Northampton Street	315,258	373,807	-15.66%	1,010,019	1,040,316	-2.91%
Riverton - Belvidere	80,834	90,009	-10.19%	249,837	242,151	3.17%
Total	1,483,970	2,558,517	-42.00%	4,857,814	7,158,562	-32.14%

NOTES:

¹ Construction began in June 2017 under contract T-688A for the Scudder Falls Replacement Bridge. On 7/14/19 Scudder Falls became a Toll Bridge.

On 3/19/20, Due to COVID-19 Pandemic, PA Governor Wolf Orders Closure of Non-Life-Sustaining Businesses at 8 p.m. On 3/23/20, Gov. Wolf begins to issue Stay at Home Orders to specific counties.

Delaware River Joint Toll Bridge Commission
Toll Supported Bridge - Two Way Traffic Counts
March 2020

Bridge	Total Volume					
	March 2020	March 2019	% Change	YTD 2020	YTD 2019	% Change
Lower Trenton	406,603	463,662	-12.31%	1,326,793	1,287,170	3.08%
Calhoun Steet	353,001	459,538	-23.18%	1,124,704	1,280,642	-12.18%
Scudder Falls ¹	-	1,529,699	-100.00%	-	4,381,606	-100.00%
Washington Crossing ²	154,831	192,485	-19.56%	570,938	506,542	12.71%
New Hope - Lambertville	321,073	418,890	-23.35%	1,096,139	1,138,369	-3.71%
Centre Bridge - Stockton	120,579	131,431	-8.26%	392,293	359,360	9.16%
Uhlerstown - Frenchtown	121,882	151,914	-19.77%	410,959	410,150	0.20%
Upper Black Eddy-Milford	89,897	103,942	-13.51%	286,413	289,308	-1.00%
Riegelsville	78,619	93,799	-16.18%	250,401	257,701	-2.83%
Northampton Street	438,965	518,329	-15.31%	1,412,832	1,460,185	-3.24%
Riverton - Belvidere ³	128,179	154,144	-16.84%	400,041	415,919	-3.82%
Total	2,213,629	4,217,833	-47.52%	7,271,513	11,786,952	-38.31%

NOTES:

¹ Construction began in June 2017 under contract T-668A for the Scudder Falls Replacement Bridge. On 7/14/19 Scudder Falls became a Toll Bridge.

On 3/19/20, Due to COVID-19 Pandemic, PA Governor Wolf Orders Closure of Non-Life-Sustaining Businesses at 8 p.m. On 3/23/20, Gov. Wolf begins to issue Stay at Home Orders to specific counties.

On 3/21/20 Due to COVID-19 Pandemic, NJ Governor Murphy Announces Statewide Stay at Home Order, Closure of All Non-Essential Retail Businesses

Delaware River Joint Toll Bridge Commission
Toll Bridge - Two Way Traffic Counts
March 2020

Bridge	Total Volume (all classes)					
	March 2020	March 2019	% Change	YTD 2020	YTD 2019	% Change
Trenton - Morrisville	1,356,027	1,883,681	-28.01%	4,775,406	5,267,969	-9.35%
Scudder Falls ¹	930,843	1,529,699	-39.15%	3,628,400	4,381,606	-17.19%
New Hope - Lambertville	236,658	364,946	-35.15%	906,318	1,018,097	-10.98%
Interstate 78	1,503,295	1,898,564	-20.82%	5,096,378	5,232,530	-2.60%
Easton - Phillipsburg	847,370	1,087,331	-22.07%	2,881,389	3,038,998	-5.19%
Portland - Columbia	177,095	231,125	-23.38%	584,977	635,694	-7.98%
Delaware Water Gap	1,149,933	1,446,108	-20.48%	3,823,454	4,012,439	-4.71%
Milford - Montague	167,249	205,673	-18.68%	549,142	577,589	-4.93%
Total	6,368,470	8,647,127	-26.35%	22,245,464	24,164,922	-7.94%

NOTES:

¹ Construction began in June 2017 under contract T-668A for the Scudder Falls Replacement Bridge. In July 2019, SFB became a Toll Bridge. *March and YTD 2019 TSB Traffic is being used for comparison purposes.*

DELAWARE RIVER JOINT TOLL BRIDGE COMMISSION

Meeting of April 27th, 2020

STATISTICAL SUMMARY OF EXPENDITURES

There follows reports entitled **“Budget vs Actual”** covering the month of March 2020 and the three months year-to-date (“YTD”) operations of fiscal year 2020 relative to Toll Bridges, Toll Supported Bridges and Administration departments.

Total operating expense plus encumbrance totaled \$5,540,401 for the month of March. For the 2020 fiscal period, total expense plus encumbrances amounted to \$18,434,429, which represents 89.57% of YTD operating budget.

Due to COVID-19 outbreak, we purchased \$45,358 Personal Protective Equipment (PPE) for our workers, \$62,025 laptops and software for employees to work from home, \$11,854 for secondary ESS Control Center. As of March 31st, the total amount for COVID-19 related expenses is \$121,034.

There were no other unusual expense during the month.

Delaware River Joint Toll Bridge Commission
Budget vs Actual
For the Three Months Ending March 31, 2020

TOTAL COMMISSION

	Annual Budget 2020	YTD Budget 2020	Expended For The Month	Expended Year To Date	Encumbered	Remaining Annual Budget
Regular Employee Salaries	\$24,456,320	6,663,862	\$1,765,755	\$6,501,741	\$0	\$17,954,578
Part-Time Employee Wages	297,720	73,987	16,134	45,405	0	252,315
Summer Employee Wages	75,000	0	0	0	0	75,000
Overtime Wages	510,224	158,579	18,623	110,082	0	400,142
Pension Contributions	7,979,210	2,148,443	576,015	2,045,930	0	5,933,280
FICA Contributions	2,029,856	546,552	148,205	529,598	0	1,500,258
Regular Employee Healthcare Benefits	12,895,142	3,180,557	1,002,349	2,521,417	0	10,373,725
Life Insurance Benefits	245,314	60,740	20,877	62,939	0	182,374
Unemployment Compensation Benefits	44,100	11,025	0	0	0	44,100
Utility Expense	966,289	302,992	65,252	195,171	97,476	673,642
Office Expense	294,973	133,572	19,500	38,047	53,865	203,060
Telecommunication Expense	1,500,450	435,467	118,467	325,095	0	1,175,354
Information Technology Expense	784,605	315,393	60,139	124,186	146,227	514,192
Professional Development/Meetings	642,468	173,941	13,316	60,471	28,712	553,285
Vehicle Maintenance Expense and Fuel	465,626	292,924	18,866	45,608	185,628	234,390
Operations Maintenance Expense	1,528,156	747,167	96,952	159,562	359,774	1,008,821
ESS Operating Maintenance Expense	1,415,000	353,750	92,263	265,215	13,090	1,136,695
Commission Expense	21,609	5,402	1,623	4,369	0	17,240
Toll Collection Expense	86,085	58,152	1,605	9,839	28,268	47,978
Uniform Expense	213,016	52,161	9,762	24,556	14,823	173,637
Business Insurance	3,623,007	905,373	301,135	903,404	0	2,719,603
Licenses & Inspections Expense	10,660	4,040	75	2,064	0	8,596
Advertising	58,919	10,975	804	1,807	0	57,112
Professional Services	1,582,480	451,877	116,954	343,914	0	1,238,566
State Police Bridge Security	5,984,013	1,570,798	480,702	1,443,198	0	4,540,815
EZPass Equipment/Maintenance	1,400,000	350,000	91,030	273,091	0	1,126,909
General Contingency	247,000	61,750	0	0	0	247,000
EZPass Operating Expense	6,153,364	1,510,574	505,521	1,469,859	0	4,683,505
Total	\$75,510,604	\$20,580,054	\$5,541,922	\$17,506,567	\$927,862	\$57,076,175

Delaware River Joint Toll Bridge Commission
Budget vs Actual
For the Three Months Ending March 31, 2020

ADMINISTRATION*

	Annual Budget 2020	YTD Budget 2020	Expended For The Month	Expended Year To Date	Encumbered	Remaining Annual Budget
OPERATING EXPENSE						
Regular Employee Salaries	\$4,639,385	1,248,929	\$346,964	\$1,269,202	\$0	\$3,370,183
Overtime Wages	5,484	1,371	148	400	0	5,084
Pension Contributions	1,416,685	381,453	101,910	358,372	0	1,058,313
FICA Contributions	355,332	95,676	26,334	96,484	0	258,848
Regular Employee Healthcare Benefits	1,635,482	354,421	120,305	307,156	0	1,328,325
Life Insurance Benefits	44,301	10,487	2,176	9,717	0	34,584
Unemployment Compensation Benefits	44,100	11,025	0	0	0	44,100
Utility Expense	88,000	0	0	0	0	88,000
Office Expense	216,386	99,253	16,521	30,662	43,085	142,640
Telecommunication Expense	152,031	35,374	13,739	27,462	0	124,569
Information Technology Expense	763,000	309,461	60,139	124,186	146,227	492,587
Professional Development/Meetings	135,105	49,287	1,563	39,659	0	95,446
Vehicle Maintenance Expense and Fuel	22,712	3,877	0	0	0	22,712
Operations Maintenance Expense	110,000	3,000	0	921	3,686	105,394
Commission Expense	21,609	5,402	1,623	4,369	0	17,240
Uniform Expense	10,000	1,818	0	0	0	10,000
Business Insurance	163,755	40,560	13,647	40,942	0	122,813
Advertising	58,919	10,975	804	1,807	0	57,112
Professional Services	1,340,480	391,370	108,712	326,260	0	1,014,220
General Contingency	247,000	61,750	0	0	0	247,000
OPERATING EXPENSE SUBTOTAL	\$11,469,767	\$3,115,490	\$814,586	\$2,637,599	\$192,998	\$8,639,170
ADM OPS ALLOCATION						
TES Allocation			11,816	36,434		
ADM OPS ALLOCATION SUBTOTAL			\$11,816	\$36,434		
TOTAL EXPENSES			\$826,402	\$2,674,033		

* Includes Executive, Human Resources, Accounting, EZPass, Purchasing, Information Technology, Community Affairs and Contract/Compliance.

Delaware River Joint Toll Bridge Commission
Budget vs Actual
For the Three Months Ending March 31, 2020

ADMINISTRATION - OPERATIONS*

	Annual Budget 2020	YTD Budget 2020	Expended For The Month	Expended Year To Date	Encumbered	Remaining Annual Budget
OPERATING EXPENSE						
Regular Employee Salaries	\$3,192,062	881,035	\$175,149	\$822,901	\$0	\$2,369,162
Overtime Wages	37,000	9,250	3,115	7,670	0	29,330
Pension Contributions	1,349,278	363,306	99,053	352,788	0	996,490
FICA Contributions	338,425	91,123	26,103	90,092	0	248,333
Regular Employee Healthcare Benefits	1,604,030	401,541	125,468	314,544	0	1,289,486
Life Insurance Benefits	41,893	10,473	2,566	9,819	0	32,074
Office Expense	40,862	13,056	1,506	2,732	1,000	37,131
Telecommunication Expense	144,743	36,186	7,865	15,504	0	129,240
Professional Development/Meetings	477,529	119,246	10,930	19,492	28,712	429,326
Vehicle Maintenance Expense and Fuel	1,000	250	111	111	0	889
ESS Operating Maintenance Expense	1,415,000	353,750	92,263	265,215	13,090	1,136,695
Toll Collection Expense	294	74	0	0	0	294
Uniform Expense	23,564	5,891	2,371	4,130	1,391	18,042
Business Insurance	81,441	20,360	7,024	21,073	0	60,369
Professional Services	242,000	60,507	8,242	17,654	0	224,346
OPERATING EXPENSE SUBTOTAL	\$8,989,122	\$2,366,047	\$561,766	\$1,943,723	\$44,193	\$7,001,206
ADM OPS ALLOCATION						
TES Allocation			(89,351)	(275,507)		
Toll Operation Allocation			(62,992)	(204,916)		
Bridge Maint Allocation			(53,329)	(175,257)		
Maint/Toll Allocation			(19,661)	(66,417)		
PSBS Allocation			(296,314)	(906,975)		
ADM OPS ALLOCATION SUBTOTAL			(\$521,647)	(\$1,629,072)		
TOTAL EXPENSES			\$40,118	\$314,651		

* Includes Engineering, Training & Employee Safety, Maintenance/Toll Operation, Public Safety and Bridge Security.

Delaware River Joint Toll Bridge Commission
Budget vs Actual
For the Three Months Ending March 31, 2020

SOUTHERN REGION TOLL BRIDGE

	Annual Budget 2020	YTD Budget 2020	Expended For The Month	Expended Year To Date	Encumbered	Remaining Annual Budget
OPERATING EXPENSE						
Regular Employee Salaries	\$3,841,745	1,043,521	\$320,460	\$1,067,779	\$0	\$2,773,966
Part-Time Employee Wages	56,525	15,067	2,775	7,648	0	48,877
Summer Employee Wages	30,174	0	0	0	0	30,174
Overtime Wages	95,424	33,055	3,147	24,145	0	71,279
Pension Contributions	1,200,837	323,330	83,261	296,543	0	904,294
FICA Contributions	307,826	82,885	24,537	82,783	0	225,043
Regular Employee Healthcare Benefits	2,233,063	559,266	173,958	440,387	0	1,792,676
Life Insurance Benefits	37,046	9,261	3,564	10,035	0	27,011
Utility Expense	300,985	99,471	37,240	90,704	43,377	166,904
Office Expense	13,641	5,536	479	1,351	3,550	8,740
Telecommunication Expense	174,621	70,786	23,651	51,002	0	123,619
Information Technology Expense	9,643	2,627	0	0	0	9,643
Professional Development/Meetings	5,926	1,414	0	14	0	5,912
Vehicle Maintenance Expense and Fuel	158,065	106,724	7,503	21,985	67,289	68,791
Operations Maintenance Expense	406,775	207,539	46,893	64,855	74,413	267,507
Toll Collection Expense	21,818	15,335	386	2,533	5,128	14,157
Uniform Expense	76,954	19,977	2,040	4,811	13	72,131
Business Insurance	1,058,591	264,648	87,824	263,471	0	795,120
Licenses & Inspections Expense	1,594	1,439	0	522	0	1,072
State Police Bridge Security	1,917,278	503,284	154,017	462,890	0	1,454,388
EZPass Equipment/Maintenance	491,892	122,973	25,607	76,820	0	415,071
EZPass Operating Expense	3,652,027	885,240	301,175	883,741	0	2,768,286
OPERATING EXPENSE SUBTOTAL	\$16,092,449	\$4,373,377	\$1,298,515	\$3,854,018	\$193,770	\$12,044,660
ADM OPS ALLOCATION						
TES Allocation			15,772	48,632		
Toll Operation Allocation			18,898	61,475		
Bridge Maint Allocation			13,332	43,814		
Maint/Toll Allocation			4,325	14,612		
PSBS Allocation			78,480	237,874		
ADM OPS ALLOCATION SUBTOTAL			\$130,807	\$406,407		
TOTAL EXPENSES			\$1,429,322	\$4,260,426		

Delaware River Joint Toll Bridge Commission
Budget vs Actual
For the Three Months Ending March 31, 2020

CENTRAL REGION TOLL BRIDGE

	Annual Budget 2020	YTD Budget 2020	Expended For The Month	Expended Year To Date	Encumbered	Remaining Annual Budget
OPERATING EXPENSE						
Regular Employee Salaries	\$4,296,014	1,174,640	\$316,032	\$1,117,669	\$0	\$3,178,345
Part-Time Employee Wages	126,055	31,514	6,324	18,162	0	107,893
Summer Employee Wages	30,759	0	0	0	0	30,759
Overtime Wages	102,372	25,595	3,438	24,238	0	78,135
Pension Contributions	1,341,508	361,204	98,317	350,167	0	991,341
FICA Contributions	348,473	93,830	24,407	87,145	0	261,327
Regular Employee Healthcare Benefits	2,421,770	606,527	190,738	479,556	0	1,942,215
Life Insurance Benefits	41,025	10,256	4,088	11,166	0	29,860
Utility Expense	293,205	102,383	13,417	48,454	32,126	212,624
Office Expense	11,708	6,483	272	936	2,211	8,561
Telecommunication Expense	430,767	143,549	28,271	90,893	0	339,874
Information Technology Expense	5,004	1,601	0	0	0	5,004
Professional Development/Meetings	13,442	1,858	823	1,208	0	12,234
Vehicle Maintenance Expense and Fuel	128,501	91,498	4,993	11,551	54,047	62,904
Operations Maintenance Expense	513,019	280,255	30,335	37,076	154,024	321,920
Toll Collection Expense	29,453	19,802	726	3,365	7,053	19,035
Uniform Expense	30,559	7,010	1,159	2,209	5,429	22,921
Business Insurance	963,223	240,806	79,972	239,915	0	723,308
Licenses & Inspections Expense	3,938	786	75	1,075	0	2,863
State Police Bridge Security	1,609,700	422,545	129,309	387,104	0	1,222,596
EZPass Equipment/Maintenance	416,216	104,054	31,278	93,834	0	322,382
EZPass Operating Expense	1,491,691	372,923	121,884	349,596	0	1,142,094
OPERATING EXPENSE SUBTOTAL	\$14,648,401	\$4,099,117	\$1,085,858	\$3,355,319	\$254,889	\$11,038,193
ADM OPS ALLOCATION						
TES Allocation			20,231	62,382		
Toll Operation Allocation			25,197	81,966		
Bridge Maint Allocation			15,999	52,577		
Maint/Toll Allocation			6,291	21,253		
PSBS Allocation			51,204	154,946		
ADM OPS ALLOCATION SUBTOTAL			\$118,922	\$373,125		
TOTAL EXPENSES			\$1,204,780	\$3,728,444		

Delaware River Joint Toll Bridge Commission
Budget vs Actual
For the Three Months Ending March 31, 2020

NORTHERN REGION TOLL BRIDGE

	Annual Budget 2020	YTD Budget 2020	Expended For The Month	Expended Year To Date	Encumbered	Remaining Annual Budget
OPERATING EXPENSE						
Regular Employee Salaries	\$4,350,545	1,185,490	\$327,778	\$1,163,070	\$0	\$3,187,475
Part-Time Employee Wages	104,140	24,656	3,397	14,853	0	89,287
Summer Employee Wages	14,067	0	0	0	0	14,067
Overtime Wages	156,470	53,214	4,843	42,493	0	113,978
Pension Contributions	1,374,640	370,124	99,788	355,408	0	1,019,231
FICA Contributions	353,830	95,268	25,253	91,995	0	261,834
Regular Employee Healthcare Benefits	2,421,770	612,893	189,848	476,819	0	1,944,952
Life Insurance Benefits	41,546	10,386	4,021	11,085	0	30,461
Utility Expense	184,187	75,392	9,711	42,836	21,973	119,378
Office Expense	11,415	9,004	620	2,092	4,019	5,304
Telecommunication Expense	352,762	88,191	26,066	83,648	0	269,114
Information Technology Expense	6,958	1,705	0	0	0	6,958
Professional Development/Meetings	4,608	671	0	98	0	4,510
Vehicle Maintenance Expense and Fuel	138,041	84,601	6,260	11,298	55,415	71,328
Operations Maintenance Expense	369,081	203,479	8,747	43,847	121,164	204,071
Toll Collection Expense	34,521	22,942	492	3,941	16,087	14,493
Uniform Expense	32,078	6,971	4,059	5,179	7,172	19,728
Business Insurance	855,340	213,835	71,025	213,074	0	642,266
Licenses & Inspections Expense	2,689	917	0	467	0	2,222
State Police Bridge Security	1,044,210	274,104	83,883	252,105	0	792,106
EZPass Equipment/Maintenance	491,892	122,973	34,145	102,436	0	389,455
EZPass Operating Expense	1,009,646	252,412	82,462	236,521	0	773,125
OPERATING EXPENSE SUBTOTAL	\$13,354,437	\$3,709,228	\$982,399	\$3,153,264	\$225,829	\$9,975,344
ADM OPS ALLOCATION						
TES Allocation			20,499	63,206		
Toll Operation Allocation			18,898	61,475		
Bridge Maint Allocation			12,799	42,062		
Maint/Toll Allocation			4,719	15,940		
PSBS Allocation			76,806	232,420		
ADM OPS ALLOCATION SUBTOTAL			\$133,719	\$415,102		
TOTAL EXPENSES			\$1,116,118	\$3,568,366		

Delaware River Joint Toll Bridge Commission
Budget vs Actual
For the Three Months Ending March 31, 2020

SOUTHERN DIVISION TOLL SUPPORTED BRIDGES

	Annual Budget 2020	YTD Budget 2020	Expended For The Month	Expended Year To Date	Encumbered	Remaining Annual Budget
OPERATING EXPENSE						
Regular Employee Salaries	\$1,977,780	540,555	\$124,859	\$506,857	\$0	\$1,470,924
Part-Time Employee Wages	5,000	1,250	2,223	2,821	0	2,179
Overtime Wages	57,279	22,046	2,650	5,740	0	51,539
Pension Contributions	620,693	167,127	45,720	162,558	0	458,135
FICA Contributions	156,065	42,022	9,781	38,894	0	117,170
Regular Employee Healthcare Benefits	1,258,062	315,078	99,449	246,141	0	1,011,921
Life Insurance Benefits	18,887	4,722	2,209	5,492	0	13,395
Utility Expense	54,397	14,299	2,673	7,520	0	46,878
Telecommunication Expense	64,006	16,001	4,875	15,530	0	48,475
Professional Development/Meetings	3,361	841	0	0	0	3,361
Vehicle Maintenance Expense and Fuel	9,316	3,977	0	0	0	9,316
Operations Maintenance Expense	62,299	26,552	2,554	2,622	1,766	57,911
Uniform Expense	21,367	5,938	0	5,186	819	15,362
Business Insurance	277,668	69,417	23,094	69,281	0	208,388
Licenses & Inspections Expense	634	527	0	0	0	634
State Police Bridge Security	877,855	230,436	70,519	211,941	0	665,913
OPERATING EXPENSE SUBTOTAL	\$5,464,668	\$1,460,787	\$390,605	\$1,280,582	\$2,585	\$4,181,501
ADM OPS ALLOCATION						
TES Allocation			10,522	32,442		
Bridge Maint Allocation			5,333	17,526		
Maint/Toll Allocation			2,163	7,306		
PSBS Allocation			47,698	149,338		
ADM OPS ALLOCATION SUBTOTAL			\$65,715	\$206,612		
TOTAL EXPENSES			\$456,319	\$1,487,194		

Delaware River Joint Toll Bridge Commission
Budget vs Actual
For the Three Months Ending March 31, 2020

NORTHERN DIVISION TOLL SUPPORTED BRIDGES

	Annual Budget 2020	YTD Budget 2020	Expended For The Month	Expended Year To Date	Encumbered	Remaining Annual Budget
OPERATING EXPENSE						
Regular Employee Salaries	\$2,158,788	589,692	\$154,513	\$554,265	\$0	\$1,604,523
Part-Time Employee Wages	6,000	1,500	1,416	1,922	0	4,078
Overtime Wages	56,194	14,049	1,282	5,396	0	50,798
Pension Contributions	675,569	181,899	47,967	170,094	0	505,476
FICA Contributions	169,905	45,748	11,790	42,204	0	127,701
Regular Employee Healthcare Benefits	1,320,965	330,832	102,582	256,814	0	1,064,151
Life Insurance Benefits	20,616	5,154	2,253	5,626	0	14,990
Utility Expense	45,514	11,447	2,210	5,656	0	39,858
Office Expense	960	240	102	275	0	685
Telecommunication Expense	181,520	45,380	14,001	41,057	0	140,463
Professional Development/Meetings	2,497	624	0	0	0	2,497
Vehicle Maintenance Expense and Fuel	7,991	1,998	0	663	8,878	(1,550)
Operations Maintenance Expense	66,982	26,342	8,423	10,242	4,721	52,019
Uniform Expense	18,493	4,556	132	3,040	0	15,453
Business Insurance	222,989	55,747	18,550	55,649	0	167,340
Licenses & Inspections Expense	1,806	371	0	0	0	1,806
State Police Bridge Security	534,971	140,430	42,975	129,158	0	405,812
OPERATING EXPENSE SUBTOTAL	\$5,491,760	\$1,456,008	\$408,195	\$1,282,060	\$13,599	\$4,196,101
ADM OPS ALLOCATION						
TES Allocation			10,511	32,411		
Bridge Maint Allocation			5,866	19,278		
Maint/Toll Allocation			2,163	7,306		
PSBS Allocation			42,128	132,397		
ADM OPS ALLOCATION SUBTOTAL			\$60,668	\$191,392		
TOTAL EXPENSES			\$468,863	\$1,473,452		

DELAWARE RIVER JOINT TOLL BRIDGE COMMISSION SYSTEM
STATEMENT OF REVENUE AND EXPENSES FOR THE THREE MONTHS ENDED MARCH 31, 2020

	Southern Toll Bridges	Central Toll Bridges	Northern Toll Bridges	Toll Bridges Subtotal	Southern Region TSB	Northern Region TSB	TSB Subtotal	Administration Operation	Administration Administrative	ADM Subtotal	TOTAL 2020	TOTAL 2019
TOLL REVENUE												
Net Toll Revenue	8,565,065	17,234,018	8,520,379	34,319,461	-	-	-	-	-	-	34,319,461	29,915,982
EZPass Fee	335,614	163,996	96,601	596,210	-	-	-	-	-	-	596,210	398,167
Net Violation Fee Income	429,671	337,066	226,062	992,798	-	-	-	-	-	-	992,798	570,076
REVENUE FROM TOLL	\$ 9,330,350	\$ 17,735,079	\$ 8,843,041	\$ 35,908,470	\$ -	\$ -	\$ -	\$ -	\$ -	\$ -	\$ 35,908,470	\$ 30,884,225
OPERATING EXPENSE												
Regular Employee Salaries	1,067,779	1,117,669	1,163,070	3,348,517	506,857	554,265	1,061,121	822,901	1,269,202	2,092,103	6,501,741	6,042,224
Part-Time Employee Wages	7,648	18,162	14,853	40,662	2,821	1,922	4,743	-	-	-	45,405	33,130
Summer Employee Wages	-	-	-	-	-	-	-	-	-	-	-	-
Overtime Wages	24,145	24,238	42,493	90,875	5,740	5,396	11,136	7,670	400	8,071	110,082	215,558
Pension Contributions	296,543	350,167	355,408	1,002,119	162,558	170,094	332,651	352,788	358,372	711,160	2,045,930	1,918,675
FICA Contributions	82,783	87,145	91,995	261,923	38,894	42,204	81,098	90,092	96,484	186,576	529,598	500,362
Regular Employee Healthcare Benefits	440,387	479,556	476,819	1,396,762	246,141	256,814	502,955	314,544	307,156	621,700	2,521,417	2,469,617
Life Insurance Benefits	10,035	11,166	11,085	32,285	5,492	5,626	11,118	9,819	9,717	19,536	62,939	58,118
Unemployment Compensation Benefits	-	-	-	-	-	-	-	-	-	-	-	221
Utility Expense	90,704	48,454	42,836	181,995	7,520	5,656	13,176	-	-	-	195,171	164,641
Office Expense	1,351	936	2,092	4,379	-	275	275	2,732	30,662	33,393	38,047	38,424
Telecommunication Expense	51,002	90,893	83,648	225,542	15,530	41,057	56,587	15,504	27,462	42,966	325,095	318,138
Information Technology Expense	-	-	-	-	-	-	-	-	124,186	124,186	124,186	109,808
Professional Development/Meetings	14	1,208	98	1,320	-	-	-	19,492	39,659	59,151	60,471	70,942
Vehicle Maintenance Expense and Fuel	21,985	11,551	11,298	44,834	-	663	663	111	-	111	45,608	96,453
Operations Maintenance Expense	64,855	37,076	43,847	145,777	2,622	10,242	12,864	-	921	921	159,562	296,256
ESS Operating Maintenance Expense	-	-	-	-	-	-	-	265,215	-	265,215	265,215	224,544
Commission Expense	-	-	-	-	-	-	-	-	4,369	4,369	4,369	3,803
Toll Collection Expense	2,533	3,365	3,941	9,839	-	-	-	-	-	-	9,839	16,497
Uniform Expense	4,811	2,209	5,179	12,199	5,186	3,040	8,227	4,130	-	4,130	24,556	9,691
Business Insurance	263,471	239,915	213,074	716,460	69,281	55,649	124,929	21,073	40,942	62,014	903,404	746,487
Licenses & Inspections Expense	522	1,075	467	2,064	-	-	-	-	-	-	2,064	2,632
Advertising	-	-	-	-	-	-	-	-	1,807	1,807	1,807	1,567
Professional Services	-	-	-	-	-	-	-	17,654	326,260	343,914	343,914	368,849
State Police Bridge Security	462,890	387,104	252,105	1,102,099	211,941	129,158	341,100	-	-	-	1,443,198	1,361,249
EZPass Equipment/Maintenance	76,820	93,834	102,436	273,091	-	-	-	-	-	-	273,091	229,217
General Contingency	-	-	-	-	-	-	-	-	-	-	-	-
EZPass Operating Expense	883,741	349,596	236,521	1,469,859	-	-	-	-	-	-	1,469,859	926,847
TOTAL OP., MAINT., & ADM	\$ 3,854,018	\$ 3,355,319	\$ 3,153,264	\$ 10,362,602	\$ 1,280,582	\$ 1,282,060	\$ 2,562,642	\$ 1,943,723	\$ 2,637,599	\$ 4,581,322	\$ 17,506,567	\$ 16,223,951
ADM OPS ALLOCATION												
TES Allocation	48,632	62,382	63,206	174,219	32,442	32,411	64,853	(275,507)	36,434	(239,072)	-	-
Toll Ops Allocation	61,475	81,966	61,475	204,916	-	-	-	(204,916)	-	(204,916)	-	-
Bridge Maint Allocation	43,814	52,577	42,062	138,453	17,526	19,278	36,804	(175,257)	-	(175,257)	-	-
Maint/Toll Allocation	14,612	21,253	15,940	51,805	7,306	7,306	14,612	(66,417)	-	(66,417)	-	-
PSBS Allocation	237,874	154,946	232,420	625,240	149,338	132,397	281,735	(906,975)	-	(906,975)	-	-
TOTAL ADM OPS ALLOCATION	\$ 406,407	\$ 373,125	\$ 415,102	\$ 1,194,634	\$ 206,612	\$ 191,392	\$ 398,004	\$ (1,629,072)	\$ 36,434	\$ (1,592,638)	\$ -	\$ -
OTHER OPERATING INC/EXP												
Other Operating Income	-	-	-	-	-	-	-	-	7,178	7,178	7,178	5,621
TOTAL OTHER OP INC	\$ -	\$ -	\$ -	\$ -	\$ -	\$ -	\$ -	\$ -	\$ 7,178	\$ 7,178	\$ 7,178	\$ 5,621
NET OPERATING INC	\$ 5,069,924	\$ 14,006,634	\$ 5,274,675	\$ 24,351,234	\$ (1,487,194)	\$ (1,473,452)	\$ (2,960,646)	\$ (314,651)	\$ (2,666,855)	\$ (2,981,506)	\$ 18,409,082	\$ 14,665,896
NON-OPERATING REV/EXP												
Interest Revenue											2,663,756	3,466,404
Other Non-Operating Revenue											-	21,317
Interest Expense											(7,155,901)	(7,476,913)
Depreciation Expense											(6,413,367)	(6,534,615)
TOTAL NON-OPS REV/EXP											\$ (10,905,512)	\$ (10,523,807)
CHANGE IN NET ASSETS											\$ 7,503,570	\$ 4,142,089

DELAWARE RIVER JOINT TOLL BRIDGE COMMISSION

Meeting of April 27, 2020

ADMINISTRATION

The following Pages reflect the reports on those items assigned to the Administration Department. Each item is reported separately and page numbered accordingly.

DELAWARE RIVER JOINT TOLL BRIDGE COMMISSION

Meeting of April 27, 2020

PURCHASING REPORT INDEX

MONTH OF MARCH 2020

SUBJECT	DESCRIPTION	PAGE NUMBER
Purchasing	Monthly Purchasing Report Covering the Month of MARCH, 2020	1-6

DELAWARE RIVER JOINT TOLL BRIDGE COMMISSION

Meeting of April 27, 2020

MONTHLY PURCHASING REPORT

Month of March 2020

This report itemizes all orders for purchases made for the month of March, 2020, showing the divisions chargeable for the expense and the source of authority for issuance of the Purchase Order. This authority is broken into three categories:

- (1) By authority of the Commission
- (2) By authority of the Executive Director or his designate
- (3) By authority of the Director

The purchasing activities for the month of March 2020, culminated in the preparation and placement of 94 purchase orders in the total amount of \$545,630.61. For eight (8) of these purchases, 24 price inquiries were sent out for an average of three (3) inquiries per Order ($24/8=3$).

Procurements of over \$5,000.00 during the period of March 2020 are shown below:

- Three (3) Purchase Orders were issued, in the total amount of \$212,748.60 for roadway salt for the TM, NHL and I78 locations;
- One (1) Purchase Order was issued, in the total amount of \$52,771.80 for remote access laptop and accessories;
- Two (2) Purchase Orders were issued, in the total amount of \$45,760.12 for towable compressors for the PC and MM locations;
- One (1) Purchase Order was let, in the total amount of \$19,320.21 for Bridgmaster annual inspection and repairs;
- A Purchase Order was issued, in the total amount of \$18,432.23 for water service at the Administration Building at Scudder Falls.

In addition to the practices employed incidental to purchase of materials, etc., from vendors on a direct basis, the Commission also purchases via direct utilization of the purchasing processes of the State of New Jersey, the Commonwealth of Pennsylvania and other joint purchasing arrangements.

**DELAWARE RIVER JOINT TOLL BRIDGE COMMISSION
REPORT OF PURCHASING ACTIVITIES**

March 2020

PO Number	Vendor Name	General Description	Req Dept	Contract/Resolution/ Comment	** BY AUTHORITY OF **		Director
					Commission	Director of Purchasing	
20200107	MORTON SALT INC.	ROADWAY SALT-I78	I78	NJ T-0213		129,389.60	
20200108	SJF MATERIAL HANDLING CAPITAL RESERVE	STORAGE SHELFING	MM		6,320.46		
20200109	CDW-G	SF ADMIN BLDG PRINTERS	IT	COSTARS 3		4,656.80	
20200110	STARR UNIFORM	CLOTHING: PSBS UNIFORM	ESS	COSTARS 12		825.84	
20200111	SCHNEIDER ELECTRIC BUILDING AMERICAS, INC. CAPITAL RESERVE	ESS- DOOR ADD-I78	ESS	4032-02-18	12,900.00		
20200112	STOKES CREATIVE GROUP, INC.	DRJTBC.ORG ANNL MAINT RENEWAL	IT			4,500.00	
20200113	AMP SALES & SERVICES, LLC	BUCKET TRUCK TRAINING	TES			14,050.00	
20200114	PPC LUBRICANTS	MOTOR OIL 55- GALLON DRUMS	DWG	PA 4400014545		2,068.55	
20200115	WASTE MANAGEMENT	DUMPSTER SERVICE	EP			276.60	
20200116	WASTE MANAGEMENT	DUMPSTER SERVICE	EP			221.28	
20200117	SCHNEIDER ELECTRIC BUILDING AMERICAS, INC. CAPITAL RESERVE	ESS-DOOR ACCESS CONTROL-NHLT	ESS	4032-09-18	7,750.00		
20200118	FACILITY WIZARD SOFTWARE INCORPORATED	CONTRACT MGT SYSTEM RENEWAL	IT			13,680.00	
20200119	STAR LAWN MOWER	SMALL TOOLS LANDSCAPE	I78			1,278.91	
20200120	BERGEY'S TIRE	TIRES	EP	PA 4400015996		440.60	
20200121	NALCO COMPANY LLC	BOILER WATER TREATMENT	NHL			724.98	
20200122	DFM ENTERPRISES, INC.	BRIDGEMASTER INSPECTION/REPAIR	TM			19,320.21	
20200123	PROFESSIONAL SERVICES, INC	ONSITE TELEPHONE SUPPORT	IT			210.00	
20200124	CRYSTAL SPRINGS	BOTTLED WATER DELIVERY	TM			560.00	
20200125	CDW-G	IT SUPPLIES	IT	COSTARS 3		1,678.28	

**DELAWARE RIVER JOINT TOLL BRIDGE COMMISSION
REPORT OF PURCHASING ACTIVITIES**

March 2020

PO Number	Vendor Name	General Description	Req Dept	Contract/Resolution/ Comment	** BY AUTHORITY OF **		Director
					Commission	Director of Purchasing	
20200126	GOVCONNECTION, INC.	WEB FILTER SOFTWARE MAINT-RENEW	IT	COSTARS 6		9,432.00	
20200127	PROFESSIONAL SERVICES, INC	TELEPHONE SERVICE CONTRACTS	IT			1,037.92	
20200128	PROFESSIONAL SERVICES, INC	TELEPHONE SERVICE CONTRACTS	IT			1,037.92	
20200129	PROFESSIONAL SERVICES, INC	TELEPHONE SERVICE CONTRACTS	IT			1,037.92	
20200130	PROFESSIONAL SERVICES, INC	TELEPHONE SERVICE CONTRACTS	IT			1,790.01	
20200131	STARR UNIFORM	UNIFORM SHIRTS-LTS	NHL	COSTARS 12		1,217.00	
20200132	NAUGHTON ENERGY CORP.	HEATING OIL	MM	PA 4400012491		5,518.04	
20200133	MORTON SALT INC.	ROADWAY SALT - TM	TM	NJ T-0213		50,308.29	
20200134	MORTON SALT INC.	ROADWAY SALT - NHL	NHL	NJ T-0213		33,050.71	
20200135	PAPER MART INCORPORATED	COPY PAPER/TABS	NHL			2,316.40	
20200136	STARR UNIFORM	OFFICER TROUSERS	NHL	COSTARS 12		222.60	
20200137	CHRIN HAULINGS INC.	MUNICIPAL WASTE REMOVAL	I78			580.50	
20200138	CHRIN HAULINGS INC.	MUNICIPAL WASTE REMOVAL	I78			516.00	
20200139	MONTAGUE TOOL & SUPPLY CO INC	COMMERCIAL PUSH MOWER	PC			927.42	
20200140	STARR UNIFORM	CLOTHING: MAINTENANCE	I78	COSTARS 12		508.50	
20200141	SUBURBAN PROPANE	HEATING OIL-SF	AB SF			160.35	
20200142	PENNSYLVANIA- AMERICAN WATER COMPANY	WATER SERVICE-SF	AB SF			18,432.23	
20200143	THE FLOOR SOURCE	RUBBER STAIR TREAD	DWG			1,205.00	
20200144	BRADLEY-SCIOCCHETTI INC	EMERGENCY BOILER REPAIR	DWG			1,328.00	
20200145	STARR UNIFORM	CLOTHING: PSBS UNIFORM	ESS	COSTARS 12		565.35	
20200146	STARR UNIFORM	CLOTHING: PSBS UNIFORM	ESS	COSTARS 12		199.00	
20200147	WHITEHALL TURF EQUIPMENT	LAWN MAINT. EQUIP/SUPPLIES	I78			2,394.40	

**DELAWARE RIVER JOINT TOLL BRIDGE COMMISSION
REPORT OF PURCHASING ACTIVITIES**

March 2020

PO Number	Vendor Name	General Description	Req Dept	Contract/Resolution/ Comment	** BY AUTHORITY OF **		
					Commission	Director of Purchasing	Director
20200148	OFFICE BASICS	JANITORIAL SUPPLIES	EP	COSTARS 4		650.00	
20200149	STAR LAWN MOWER	2020 TORO MOWER/TRACTOR PARTS	I78			335.16	
20200150	GRANTURK EQUIPMENT CO INC	AUTO REPAIR / SUPPLIES	TM	COSTARS 25		329.92	
20200151	STARR UNIFORM	CLOTHING: MAINTENANCE	DWG	COSTARS 12		2,307.89	
20200152	RK INDUSTRIES GROUP	CLOTHING: MAINTENANCE	DWG			1,325.00	
20200154	SEALMASTER/ALLENTOWN	AQUAPHALT 3.5 GAL, 6MM	MULTI			7,665.00	
20200155	DELL MARKETING LP	REMOTE ACCESS LAPTOPS	IT	COSTARS 3		52,771.80	
20200156	TRAMMEL TESTINGS, INC.	FUEL TANK TESTS	EP			600.00	
20200157	WASTE MANAGEMENT	TRASH REMOVAL SERVICE	TM			1,202.20	
20200158	WASTE MANAGEMENT	TRASH REMOVAL SERVICE	TM			645.10	
20200159	WASTE MANAGEMENT	TRASH REMOVAL SERVICE	NHL			665.55	
20200160	WASTE MANAGEMENT	TRASH REMOVAL SERVICE	NHL			352.35	
20200161	ADVANCED MICRO COMPUTER SPECIALISTS INC.	REMOTE ACCESS LICENSE INCREASE	IT			9,120.00	
20200162	GREEN POWER	JANITORIAL - LANE DEGREASER	DWG			745.62	
20200163	SAFETY- KLEEN SYSTEMS, INC.	PARTS CLEANER SERVICE	NHL			369.54	
20200164	STARR UNIFORM	CLOTHING: TOLL COLLECTOR	DWG	COSTARS 12		6,663.30	
20200165	PK SPECTRUM, LLC CAPITAL RESERVE	STOOLS FOR TOLL BOOTHS	NHL	US COM 4400003403	15,942.50		
20200166	WHITEHALL TURF EQUIPMENT	2020 KAWASAKI TRACTOR PARTS	I78			115.44	
20200167	WHITEHALL TURF EQUIPMENT	2020 FERRIS TRACTOR PARTS	I78			569.24	
20200168	WHITEHALL TURF EQUIPMENT	2020 JOHN DEERE TRACTOR PARTS	I78			103.38	
20200169	OFFICE BASICS	JANITORIAL SUPPLIES	EP	COSTARS 4		971.70	

**DELAWARE RIVER JOINT TOLL BRIDGE COMMISSION
REPORT OF PURCHASING ACTIVITIES**

March 2020

PO Number	Vendor Name	General Description	Req Dept	Contract/Resolution/ Comment	** BY AUTHORITY OF **		Director
					Commission	Director of Purchasing	
20200170	CUMMINS-ALLISON CORPORATION	BANKING ROOM SUPPLIES	TM			73.77	
20200171	HOOVER TRUCK CENTER	TRUCK REPAIR / PARTS	TM	NJ T-2085		562.44	
20200172	HOOVER TRUCK CENTER	TRUCK REPAIR / PARTS	TM	NJ T-2085		259.00	
20200173	HOOVER TRUCK CENTER	TRUCK REPAIR / PARTS	TM	NJ T-2085		181.23	
20200174	KEYSTONE FLOOR PRODUCTS CAPITAL RESERVE	FLOOR REPLACEMENT PROJECT	NHL	COSTARS 8	7,256.87		
20200175	WASTE MANAGEMENT	TRASH REMOVAL SERVICE	AB SF			223.50	
20200176	FRED BEANS PARTS, INC	AUTO REPAIR/ SUPPLIES	TM	PA 4400015878		2,697.61	
20200177	KENCOR ELEVATOR SYSTEMS	ELEVATOR REPAIR	EP			968.75	
20200178	THE BADGE COMPANY OF NJ	COMMISSIONER BADGE & ID CASES	EO	A-81326		284.30	
20200179	ROB'S AUTMOTIVE AND COLLISION CENTER	AUTO REPAIR	TM			1,045.00	
20200180	STARR UNIFORM	UNIFORM SHIRTS-LT NR	NHL	COSTARS 12		435.00	
20200181	BINSKY SERVICE	HVAC SERVICE	NHL			755.00	
20200182	BINSKY SERVICE	HVAC SERVICE	AB SF			2,428.34	
20200183	OFFICE BASICS	JANITORIAL SUPPLIES/EQUIPMENT	I78	COSTARS 4		4,304.94	
20200184	OFFICE BASICS	JANITORIAL-PAPER/ PLASTIC	EP	COSTARS 4		4,020.10	
20200185	OFFICE BASICS	JANITORIAL SUPPLIES, GENERAL L	EP	COSTARS 4		159.88	
20200186	OFFICE BASICS	JANITORIAL SUPPLIES, GENERAL L	EP	COSTARS 4		130.00	
20200187	OFFICE BASICS	PAPER & PLASTIC PRODUCTS	DWG	COSTARS 4		3,013.68	
20200188	OFFICE BASICS	JANITORIAL SUPPLIES/EQUIP	DWG	COSTARS 4		2,054.76	
20200189	OFFICE BASICS	GLOVES VINYL	NHL	COSTARS 4		924.00	
20200190	OFFICE BASICS	JANITORIAL SUPPLIES	EP	COSTARS 4		650.00	

**DELAWARE RIVER JOINT TOLL BRIDGE COMMISSION
REPORT OF PURCHASING ACTIVITIES**

March 2020

PO Number	Vendor Name	General Description	Req Dept	Contract/Resolution/ Comment	** BY AUTHORITY OF **		
					Commission	Director of Purchasing	Director
20200191	S & S INDUSTRIAL EQUIPMENT SUPPLY CO	TSB SHACKLES INSPECTION	NHL			2,195.90	
20200192	S & S INDUSTRIAL EQUIPMENT SUPPLY CO	TSB SHACKLES INSPECTION	NHL			1,568.50	
20200193	STARR UNIFORM	CLOTHING: TOLL COLLECTOR	I78	COSTARS 12		120.38	
20200194	BEST LINE EQUIPMENT CAPITAL RESERVE	DOOSAN COMPRESSOR	PC	PA 4400019954	22,880.06		
20200195	BEST LINE EQUIPMENT CAPITAL RESERVE	DOOSAN COMPRESSOR	MM	PA 4400019954	22,880.06		
20200196	STARR UNIFORM	CLOTHING: TOLL COLLECTOR	I78	COSTARS 12		162.74	
20200197	RK INDUSTRIES GROUP	CLOTHING: MAINTENANCE	I78			2,231.98	
20200198	SERVICEMASTER BY GRIFFING	TOLL TUNNEL AIR TESTING	EP			1,264.00	
20200199	WASTE MANAGEMENT	DUMPSTER SERVICE	EP			221.28	
20200200	ALLIED OIL LLC	LIQUID FUELS-GAS-2019-EP	EP			574.18	
20200201	US PARATROOPER BUILDING SPECIALTIES	HAND SANITIZER 4/1 GAL	TM			1,015.00	
Purchase Order Count: 94				AUTHORITY TOTALS:	\$95,929.95	\$449,700.66	\$0.00
				GRAND TOTAL:	\$545,630.61		

Delaware River Joint Toll Bridge Commission
Meeting of April 27, 2020

E-ZPASS REPORT
CUSTOMER SERVICE CENTER/VIOLATIONS PROCESSING CENTER (CSC/VPC)
OPERATIONS REPORT FOR THE E-ZPASS SYSTEM
MARCH 2020

SUBJECT	DESCRIPTION	PAGE NUMBER
E-ZPass CSC/VPC Operations Report	E-ZPass CSC/VPC Operations Report March	1-4

Delaware River Joint Toll Bridge Commission
Meeting of April 27, 2020

E-ZPASS REPORT
CUSTOMER SERVICE CENTER/VIOLATIONS PROCESSING CENTER (CSC/VPC)
OPERATIONS REPORT FOR THE E-ZPASS SYSTEM
MARCH 2020

E-ZPass Account and Transponder Information as reported by Conduent State and Local
Solutions, Inc. (CSC/VPC Provider)

Total Number of Migrated DRJTBC and NJ CSC E-ZPass Accounts

Migrated Business Accounts	Migrated Private Accounts	Total Number of Migrated Accounts	Total Number of NJ CSC Active Accounts
1,654	77,339	78,993	3,169,331

Total Number of Migrated DRJTBC (029) Transponders and NJ CSC E-ZPass Transponders

Migrated Business Account Transponders	Migrated Private Account Transponders	Total Number of Migrated Transponders	Total Number of NJ CSC Active Transponders
9,228	131,323	140,551	5,432,084

The Commission will be able to identify 78,993 migrated accounts through a prefix account number (60000). This number will precede the 4-digit account assigned to these accounts. The prefix number was provided in order for the Commission to identify all migrated E-ZPass accounts.

Delaware River Joint Toll Bridge Commission
Meeting of April 27, 2020

**E-ZPASS REPORT
CUSTOMER SERVICE CENTER/VIOLATIONS PROCESSING CENTER (CSC/VPC)
OPERATIONS REPORT FOR THE E-ZPASS SYSTEM
MARCH 2020**

E-ZPass Department Call Activity	Total Calls for March
<i>CSC/VPC Inquiries</i>	
Account Modification Requests	92
Violation Notification Inquires	88
SFB Inquiries (commuter discount/toll by plate)	80
<i>General Commission Inquiries</i>	
Calls referred to Other Departments (H.R., Eng., ESS)	16
<i>Web-Inquiries</i>	
Account Updates	15
Violations	3
Disputes	3
TOTAL NUMBER OF CALLS	297

E-ZPass account modification requests and violation inquiries represent an increase in calls for March.

SCUDDER FALLS BRIDGE	TOLL-BY-PLATE BILLS AND VIOLATION NOTICES MAILED IN MARCH
TOLL BILL A	28,657
TOLL BILL B	15,078
LEVEL 1 VIOLATIONS	10,994
LEVEL 2 VIOLATIONS	10,689

E-ZPASS REPORT
CUSTOMER SERVICE CENTER/VIOLATIONS PROCESSING CENTER (CSC/VPC)
OPERATIONS REPORT FOR THE E-ZPASS SYSTEM
MARCH 2020

CSC/VPC Post-Migration Collection Update:

As a result of post-migration collection efforts from May 2014 – March 2020, New Jersey E-ZPass reports \$4,439,573.33 collected in tolls and \$16,049,420.17 collected in fees.

Collection Account Updates:

CRST Lincoln Sales - August Settlement: DRJTBC received payment in the amount of \$43,188.15 for violation transactions from February 2016 through July 2019. The full outstanding toll in the amount of \$14,428.15 was paid. Conduent receives a percentage share of the administrative fee. Therefore, DRJTBC received payment for the fees in the amount of \$19,185.00. Commission counsel filed a civil complaint for the outstanding amount. General Counsel for CRST International, Inc. and Commission counsel representing Florio Perucci Steinhardt & Capelli negotiated payment for the entire outstanding amount.

Transcom - August Settlement: DRJTBC received payment in the amount of \$5,000.00 representing outstanding tolls from April 2014-October 2018. Commission counsel filed a civil complaint for the outstanding amount. Counsel for Transcom and Commission counsel representing Florio Perucci Steinhardt & Capelli negotiated payment.

JCV Trucking - September Settlement: DRJTBC will receive payment in the amount of \$100,050.00 representing outstanding tolls and a portion of fees for violation transactions from 2014-2018. The full outstanding toll in the amount of \$67,098 will be paid. \$32,952.00 will be applied to \$143,010.00 in outstanding fees. Commission counsel filed a civil lawsuit for the outstanding amounts. A hearing in Federal Bankruptcy Court was scheduled on September 24th which resulted in JCV's Chapter 11 Reorganization Plan and Disclosure Statement. Monthly payments will be paid in the amount of \$1,334.00 over 75 months.

TMT Trucking: On 12/19/19, DRJTBC was awarded \$40,000.00 during an arbitration hearing. The defendant as well as the Commission has 30 days to appeal the verdict. The Commission nor the defendant has appealed the verdict. The current outstanding amount owed to the Commission in tolls is \$19,584.00 and \$31,290.00 in fees.

Jhonatan Trucking: Currently owe \$13,013.00 in tolls and \$53,490.00 in fees. A proof hearing has been rescheduled for 4/9/20 in order to allow the defendant to present their case.

**E-Z PASS REPORT
CUSTOMER SERVICE CENTER/VIOLATIONS PROCESSING CENTER (CSC/VPC)
OPERATIONS REPORT FOR THE E-ZPASS SYSTEM
MARCH 2020**

Violation Camera Monitoring:

The E-ZPass Department in tandem with TransCore's Field Service Technicians (FSTs) monitor vehicle license plate images in the Southern, Central and Northern Regions through the Commission's Violation Enforcement System (VES).

**IAG, New Jersey Turnpike Authority (NJTA) and Electronic Toll Collection System (ETC)
Meetings and Workshops**

Continue to represent the Commission at the following committees, meetings and workshops:

1. IAG Reciprocity Committee
2. IAG Public Relations & Marketing Committee
3. IAG Legal Committee
4. IAG Rental/Fleet Car Subgroup Committee
5. New Jersey Turnpike Authority Project Status Meetings
6. New Jersey Customer Service Center Requirements Meetings

DELAWARE RIVER JOINT TOLL BRIDGE COMMISSION
Meeting of April 27, 2020

ELECTRONIC TOLL COLLECTION PROGRAM

MONTH OF MARCH 2020

SUBJECT	DESCRIPTION	PAGE NUMBER
ETC PROGRAM	Electronic Toll Collection Program Report	1-2

DELAWARE RIVER JOINT TOLL BRIDGE COMMISSION
Meeting of April 27, 2020

ELECTRONIC TOLL COLLECTION PROGRAM
MONTH OF FEBRUARY 2020

The following items were recently initiated, accomplished or performed during the above noted month:

Activities for the In-Lane Toll System

1. Commission staff is working with TransCore to relocate the system-wide toll host from Morrisville to data center at the Administration Building at Scudder Falls. TransCore released a new software build for the toll system.
2. Kapsch is completing a review of all transponder readers used at all Commission toll plazas. After completing the review, a list of recommended tuning adjustments will be presented for our consideration and implementation.
3. Commission Staff and TransCore meet monthly to review and discuss system operational and maintenance items. A weekly call also takes place to briefly review system maintenance items for the week.

Activities for the E-ZPass Customer Service Center/Violation Processing Center

1. Commission staff is working with TransCore to relocate the system-wide toll host from Morrisville to data center at the Administration Building at Scudder Falls. TransCore released a new software build for the toll system.
2. Kapsch is completing a review of all transponder readers used at all Commission toll plazas. After completing the review, a list of recommended tuning adjustments will be presented for our consideration and implementation.
3. TransCore revised the messages for the LED toll plaza canopy signs to assist with the cash collection suspension in response to the Coronavirus.
4. Commission Staff and TransCore meet monthly to review and discuss system operational and maintenance items. A weekly call also takes place to briefly review system maintenance items for the week.

General Electronic Toll Collection Program Activities

1. Mr. Straccioli participated in the IAG E-ZPass Executive Management Committee meeting and Policy Committee meetings.

DELAWARE RIVER JOINT TOLL BRIDGE COMMISSION
Meeting of April 27, 2020

2. Mr. Stracciolini is participating in the IAG's Tag Only Procurement negotiation team, Non-toll Business Opportunity Task Force and Protocol Planning Working Group.

**Delaware River Joint Toll Bridge
Commission Meeting of April 27, 2020**

CONTRACT COMPLIANCE REPORT INDEX

Month of March 2020

SUBJECT	DESCRIPTION	PAGE NUMBER
Contract Compliance Program Operations Report	Operations Report March 2020	1-16

Delaware River Joint Toll Bridge Commission
Meeting of April 27, 2020

TABLE OF CONTENTS

	<u>PAGE</u>
IBE Program Overview	3
Compliance Score Rankings Overview	4
 <u>IBE PROGRAM</u> 	
Professional Services & Construction Contractors Payments & Workforce Utilization Pie Chart Summaries <i>(Active & Completed Contracts)</i>	5
<i>Reference: Active Professional Projects Payments Detail and Score Rankings</i>	6 -7
<i>Reference: Completed Professional Projects Payments Detail and Score Rankings</i>	8
<i>Reference: Active Construction Projects Payment Detail and Workforce Utilization Score Rankings</i>	9 - 10
<i>Reference: Completed Construction Projects Payment Detail and Workforce Utilization Score Rankings</i>	11 - 12
 <u>MWSBE Program</u> 	
<i>MWSBE: Minority (7%), Women (3%), and Small Business (25%) Enterprise Program Overview</i>	13
MWSBE Program Commitments for Professional and Construction <i>(Active & Completed Pie Charts)</i>	14
MWSBE Professional & Construction Projects Final Commitments	15 - 16

**Delaware River Joint Toll Bridge
Commission Meeting of April 27, 2020**

IBE PROGRAM OVERVIEW

The Delaware River Joint Toll Bridge Commission (Commission) established an IBE Program (MBE/WBE/SBE/DBE/DsBE/VBE) with a target of 25% for all Professional Services and Construction Contracts awarded by the Commission effective July 1, 2014. To date, the Commission has awarded (63) contracts with the IBE Program requirements. Currently, there are **(38) active** projects and **(25) completed** projects.

IBE Program Requirements

The Commission began using Elation Systems effective January 2017, as the online system for Payment Verification and Certified Payroll Reporting (CPR). All contracts awarded by the Commission to a Prime Consultant/Prime Contractor and their Subconsultants and Subcontractors use this service free of charge. Online training is available to vendors on how to use Elation Systems. The Contract Compliance Department and Elation Support Staff are available to assist all users.

The Contract Compliance Department (CCD) monitors, posts and reports data in regards to all payments. The CCD also reviews all Certified Payrolls submitted into Elation Systems.

The following are all mandatory requirements:

Company On-Line Registration:

- i. All Primes must register their company and activate an account in Elation Systems; *and*
- ii. All Primes must also ensure that all Subconsultants and Subcontractors register their company and activate an account in Elation Systems.

Payment Verification:

- i. Prime Contractors must post all payments to their Subconsultants and/or Subcontractors in Elation Systems; *and*
- ii. Prime Contractors and their Subconsultants and/or Subcontractors must confirm all payments received in Elation Systems.

Certified Payroll Reporting:

- i. All Prime Contractors are responsible for assigning someone from their staff with the responsibility to review, approve, and upload their CPR(s) on a weekly basis into Elation Systems; *and*
- ii. All Prime Contractors must also ensure that their Subcontractors upload their CPR(s) on a weekly basis into Elation Systems.

Prime Consultants / Contractors IBE Target performance will be displayed / available on the Commission's public website.

**Delaware River Joint Toll Bridge
Commission Meeting of April 27, 2020**

**Contract Compliance Department
Compliance Score Rankings Overview**

The Commission through its Contract Compliance Department has instituted a Compliance Score Ranking that will be included in the Monthly Contract Compliance Report for all Professional Services and Construction Projects.

The Compliance Score Ranking is an ongoing summary of data presented on Active and Completed contracts, which includes the tracking of payments from Prime Consultants and Contractors to IBE Subconsultants and Subcontractors, and the Prime Contractors Workforce Utilization. The Scores will illustrate the progress and participation to meet the Targets by Prime Consultants and Contractors as part of the IBE program.

The complete and timely reporting of payments and certified payrolls to the Elation Systems by the Prime Consultants and Prime Contractors, and their Subconsultants and Subcontractors, will assist the Prime Consultant and Prime Contractor in tracking the data to meet their targets.

Accordingly, each Prime will also be given a final grade at the completion of each project. Additionally, the data will be uploaded onto the Commission's public website on a monthly basis. *The Score(s) are factored using the following criteria:*

IBE PAYMENTS

The payments by the Prime Consultant / Contractor to each of their IBE Subconsultants / Subcontractors will be calculated based on the criteria set by the Commission's 25% IBE Target.

WORKFORCE UTILIZATION

Workforce utilization contains 2 levels of scoring and documents the hourly employee utilization by workforce type, ethnicity and gender.

IBE Payments Legend		Workforce Utilization Legend		
Score Rankings	IBE Commitment Participation	Score Rankings	Workforce Commitment Participation	Ethnicity & Gender Participation
A+	45% & above	A+	30% & above	25% & above
A	35% to 44.9%	A	25% to 29.9%	15% to 24.9%
B+	30% to 34.9%	B+	20% to 24.9%	over 15%
B	25% to 29.9%	B	15% to 19.9%	10% to 14.9%
C+	20% to 24.9%	C+	10% to 14.9%	over 10%
C	15% to 19.9%	C	10% to 14.9%	7.5% to 9.9%
D+	10% to 14.9%	D+	5% to 9.9%	over 7.5%
D	5% to 9.9%	D	5% to 9.9%	5% to 7.4%
F	4.9% & below	F	4.9% & below	4.9% & below

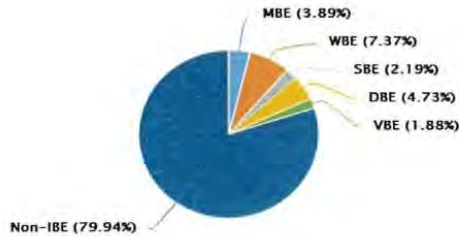
Professional Services and Construction Contractors 25% IBE Target Status

ACTIVE PROJECTS

Current IBE Status: 20.06%

Total Payments to Prime: \$363,180,272.87

Total Payments to IBEs: \$72,852,579.24



MBE: \$14,123,173.15 WBE: \$26,756,972.33
SBE: \$7,946,210.77 DBE: \$17,181,018.85
VBE: \$6,831,901.09 Non-IBE: \$290,327,693.63

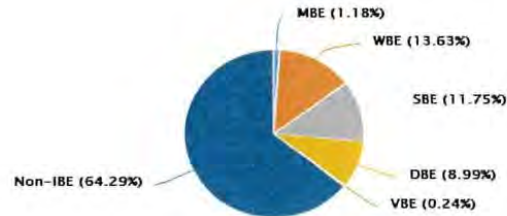
COMPLETED PROJECTS

Final IBE Status: 35.71%

Total Prime Awarded Contract Values: \$61,859,837.35

Total Payments to Prime: \$61,156,212.04

Total Payments to IBEs: \$21,841,469.39



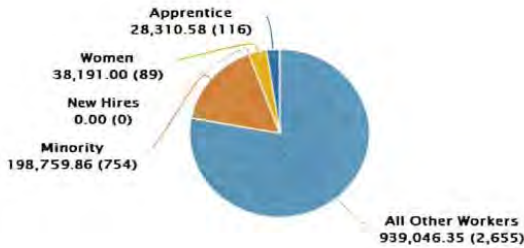
MBE: \$720,216.17 WBE: \$8,336,279.77
SBE: \$7,183,525.64 DBE: \$5,495,964.87
VBE: \$149,072.60 Non-IBE: \$39,314,742.65

Prime Contractor(s) & Subcontractor(s) Workforce Utilization Categories By Hours, Workers & Ethnicity (Active & Completed)

Workers Categories

Hours, Percentages and Workers

Total Hours Worked: 1,188,188.29

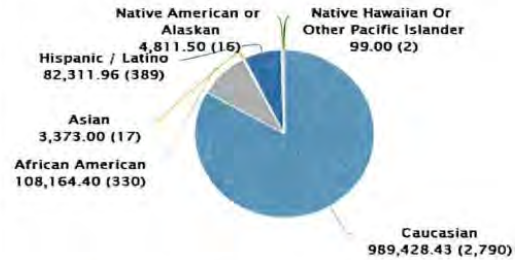


All Other Workers: 79.03% Minority: 16.73%
New Hires: 0.00% Women: 3.21% Apprentice: 2.38%

Ethnicity Categories

Hours, Percentages and Workers

Total Number of Workers: 3,544



Native Hawaiian Or Other Pacific Islander: 0.01%
Caucasian: 83.27% African American: 9.10%
Asian: 0.28% Hispanic / Latino: 6.93%
Native American or Alaskan: 0.40%

(Percentage is based on work hours)

(Percentage is based on work hours)

Active Professional Services Projects Payments Detail Report

Date: From 07/01/2014 To 03/31/2020

IBE Payments Legend	
Score Rankings	IBE Commitment Participation
A+	45% & above
A	35% to 44.9%
B+	30% to 34.9%
B	25% to 29.9%
C+	20% to 24.9%
C	15% to 19.9%
D+	10% to 14.9%
D	5% to 9.9%
F	4.9% & below

			Contract Value	Prime P / T / D	IBE P / T / D	IBE Actual	Score
All Professional and Construction Projects Totals			\$ 100,897,384.42	\$ 63,484,155.75	\$ 15,960,329.70	25.14%	B
All Professional Services Projects Totals			\$ 100,897,384.42	\$ 63,484,155.75	\$ 15,960,329.70	25.14%	B
Prime Consultants	IBE Firm	Project Title	Contract Value	Prime P / T / D	IBE P / T / D	IBE Actual	Score
Gannett Fleming Inc. - Camp Hill, PA		C-519A GANNETT - Southern Operations & Maintenance Facilities Improvements	\$ 4,848,884.63	\$ 855,522.54	\$ 268,577.52	31.39%	B+
Gannett Fleming Inc. - Camp Hill, PA		C-644A GANNETT - I-78 Bridges & Approach Slab Rehabilitation	\$ 651,157.49	\$ 600,565.63	\$ 42,925.47	7.15%	D
Joseph Jingoli & Son, Inc.		C-657A JINGOLI - TOA / Building Construction Management Services - PA Assignment Level 3 Toll Bridge Facilities Energy Contract	\$ 297,447.93	\$ 297,447.96	\$ 13,380.00	4.50%	F
Michael Baker International, Inc.		C-660A BAKER - SFB Replacement Project Final Design Services	\$ 33,626,658.74	\$ 31,555,664.59	\$ 6,405,289.99	20.30%	C+
McCormick Taylor, Inc.		C-662A McCORMICK - SFB Replacement Public Involvement Services	\$ 1,800,016.87	\$ 1,253,745.56	\$ 353,365.65	28.18%	B
Cherry, Weber & Associates, P.C.		C-684A-(1) -2 CHERRY -General Engineering Services 2015-2018 Annual Inspections, now D/B/A Van Cleef Engineering Associates, LLC)	\$ 1,260,000.00	\$ 1,010,583.99	\$ 217,016.14	21.47%	C+
Johnson, Mirmiran and Thompson, Inc.		C-696A JMT - TOA / Engineering Services - PA Assignment	\$ 436,347.22	\$ 436,347.22	\$ 91,400.98	20.95%	C+
French & Parrello Associates (IBE Prime)	VBE	C-696B FRENCH - TOA / Engineering Services - NJ Assignment	\$ 500,000.00	\$ 139,135.60	\$ 139,135.60	100.00%	A+
Rummel, Klepper and Kahl, LLP		C-701A RK&K - TOA / Engineering Services for Electronic Toll Collection Systems	\$ 500,000.00	\$ 461,377.87	\$ 91,464.15	19.82%	C
IH Engineers, P.C. (IBE Prime)	MBE	C-702B IH ENGS (IBE)- STRUCTURAL / CIVIL TASK ORDER AGREEMENT - NJ ASSIGNMENT	\$ 1,000,000.00	\$ 818,358.42	\$ 818,358.42	100.00%	A+
Urban Engineers, Inc.		C-703A URBAN - TOA / Construction Management Services for PA Assignment	\$ 500,000.00	\$ 429,165.62	\$ 89,676.75	20.90%	C+
Greenman-Pedersen, Inc.		C-704A GPI / New Hope-Lambertville Toll Bridge Salt Storage Building - CM/CI Services	\$ 500,000.00	\$ 432,445.78	\$ 25,894.14	5.99%	D
USA Architects (IBE Prime)	SBE	C-707A USA - Commission Administration Building at Scudder Falls	\$ 1,376,451.71	\$ 1,351,336.94	\$ 1,351,336.94	100.00%	A+
Pennoni Associates Inc		C-715A PENNONI ASSOCIATES INC - Structural/Civil Task Order Agreement - PA Assignment	\$ 1,000,000.00	\$ 638,312.22	\$ 157,962.12	24.75%	C+
Johnson, Mirmiran and Thompson, Inc.		C-716A JMT (JOHNSON, MIRMIRAN & THOMPSON) - Facilities Task Order Assignment	\$ 500,000.00	\$-	\$-	0.00%	N/A
The Gordian Group, Inc.		C-727A THE GORDIAN GROUP, INC.- JOB ORDER CONTRACTING PROGRAM MANAGER CONSULTANT	\$ 650,000.00	\$ 6,724.13	\$-	0.00%	F
Rummel, Klepper and Kahl, LLP		C-728A RUMMEL, KLEPPER & KAHL - ELECTRONIC TOLL COLLECTION / TOLLING TASK ORDER ASSIGNMENT CONSULTANT - PA AGREEMENT	\$ 500,000.00	\$-	\$-	0.00%	N/A

18	French & Parrello Associates (IBE Prime)	VBE	C-729A FRENCH & PARRELLO ASSOCIATES - FACILITIES TASK ORDER AGREEMENT - NJ ASSIGNMENT	\$ 500,000.00	\$-	\$-	0.00%	N/A
19	Arora and Associates, P.C. (IBE Prime)	MBE	C-732A ARORA AND ASSOCIATES, PC.- (IBE) - Structural Civil TOA - NJ Assignment	\$ 2,000,000.00	\$ 77,405.56	\$ 77,405.56	100.00%	A+
20	KS Engineers, P.C. (IBE Prime)	MBE	C-733A KS ENGINEERS, P.C. - CONSTRUCTION MANAGEMENT SERVICES TASK ORDER AGREEMENT FOR PROFESSIONAL ENGINEERING SERVICES	\$ 500,000.00	\$-	\$-	0.00%	N/A
21	TRC Engineers		CI-671A TRC - SFB Replacement Project Engineering Services for PA Approach Improvements	\$ 6,515,220.03	\$ 2,562,010.97	\$ 1,055,210.63	41.19%	A
22	WSP/PARSONS BRINCKERHOFF, INC		CI-672A PARSONS (WSP) - SFB Replacement Project Engineering Services for Main River Bridge Replacement	\$ 7,776,718.32	\$ 3,048,445.11	\$ 652,761.50	21.41%	C+
23	Gannett Fleming Inc. - Camp Hill, PA		CI-673A GANNETT - SFB Replacement Project Engineering Services for NJ Approach Construction	\$ 6,568,103.32	\$ 3,501,644.96	\$ 1,109,579.20	31.69%	B+
24	Greenman-Pedersen, Inc.		CM-644A GPI - I-78 Bridges and Approach Slabs Rehabilitation Construction Management / Inspection Services	\$ 1,545,442.08	\$ 1,429,603.53	\$ 266,934.72	18.67%	C
25	Hill International, Inc. - Philadelphia, PA		CM-669A HILL - SFB Replacement Project Construction Management Services	\$ 25,015,066.98	\$ 12,048,525.21	\$ 2,696,904.26	22.38%	C+
26	Joseph Jingoli & Son, Inc.		CM-707A JINGOLI - Commission Administration Building at Scudder Falls - Construction Management Services	\$ 529,869.10	\$ 529,786.34	\$ 35,749.96	6.75%	D

*Met or Exceeded the Target

*Did Not Meet the Target

*P/T/D = Paid To Date

Professional Services Completed Projects Payments Detail Report

Date: From 07/01/2014 To 03/31/2020

IBE Payments Legend	
Score Rankings	IBE Commitment
A+	45% & above
A	35% to 44.9%
B+	30% to 34.9%
B	25% to 29.9%
C+	20% to 24.9%
C	15% to 19.9%
D+	10% to 14.9%
D	5% to 9.9%
F	4.9% & below

	Contract Value	Prime P / T / D	IBE P / T / D	IBE Actual	Score
All Professional and Construction Projects Totals	\$ 4,011,987.99	\$ 3,941,422.24	\$ 832,266.82	21.12%	C+
All Professional Services Projects Totals	\$ 4,011,987.99	\$ 3,941,422.24	\$ 832,266.82	21.12%	C+

	Prime Consultants	IBE Firm	Project Title	Contract Value	Prime P / T / D	IBE P / T / D	IBE Actual	Score
1	Burns Engineering, Inc.		C-508A BURNS - I-78 Maintenance Garage	\$ 717,042.74	\$ 717,042.74	\$ 305,795.94	42.65%	A
2	Ammann & Whitney		C-650A AMMANN - Riverton / Belvidere	\$ 517,538.84	\$ 451,072.33	\$ 36,347.80	8.06%	D
3	Pennoni Associates Inc		C-663A PENNONI - SFB Replacement	\$ 237,424.67	\$ 237,424.67	\$ 118,547.24	49.93%	A+
4	Jacobs Engineering Group Inc.		CI-566A JACOBS - Portland / Columbia Toll Bridge Approach Roadways	\$ 476,991.53	\$ 476,991.53	\$ 144,473.11	30.29%	B+
5	Jacobs Engineering Group Inc.		CI-665A JACOBS - SFB Replacement Project Engineering Services for PA Noise	\$ 626,965.40	\$ 626,933.76	\$ 44,766.05	7.14%	D
6	STV Inc. - Trenton, NJ		CM-508A STV - I-78 Maintenance Garage	\$ 586,402.81	\$ 582,335.21	\$ 44,851.79	7.70%	D
7	Greenman-Pedersen, Inc.		CM-664A GPI - SFB Replacement Project	\$ 849,622.00	\$ 849,622.00	\$ 137,484.89	16.18%	C

*Met or Exceeded the Target

*Did Not Meet the Target

*P/T/D = Paid To Date

Construction Projects - Summary's & Scores (IBE Payments, Workforce Hours & Ethnicity Participation)

Date: From 07/01/2014 To 03/31/2020

IBE Payments Legend	
Score Rankings	IBE Commitment Participation
A+	45% & above
A	35% to 44.9%
B+	30% to 34.9%
B	25% to 29.9%
C+	20% to 24.9%
C	15% to 19.9%
D+	10% to 14.9%
D	5% to 9.9%
F	4.9% & below

Total of all Primes Contract Values \$485,749,773.96

Total Payments to all Primes \$299,696,117.12

Total Payments to all IBEs \$56,892,249.54

IBE Target 25.00%

IBE Actual 18.98%

Workforce Utilization Legend		
Score Rankings	Workforce Commitment Participation	Ethnicity & Gender Participation
A+	30% & above	25% & above
A	25% to 29.9%	15% to 24.9%
B+	20% to 24.9%	over 15%
B	15% to 19.9%	10% to 14.9%
C+	10% to 14.9%	over 10%
C	10% to 14.9%	7.5% to 9.9%
D+	5% to 9.9%	over 7.5%
D	5% to 9.9%	5% to 7.4%
F	4.9% & below	4.9% & below

ALL ACTIVE CONSTRUCTION PROJECTS TOTALS														
Payments Summary					Workforce Hours Summary 19.82%					Ethnicity Participation Summary				
Total Contracts Value	Total Prime P / T / D	Total IBE P / T / D	Total IBE %	Payments Score (Total IBE Payments)	Total Number of Workers	Total Hours Worked	Caucasian Hours	Total Minority Hours	Total Women Hours	Workforce Score (Total Hours Worked)	Caucasian %	Minority %	Women %	Ethnicity Score (Total Participation)
\$485,749,773.96	\$299,696,117.12	\$56,892,249.54	18.98%	C	2848	1,079,554.18	901,521.12	178,033.06	35,923.75	B	83.51%	16.49%	3.33%	A

DB-540A TRANSORE - Electronic Toll Collection System Replacement - Design, Build & Maintain														
Payments Summary					Workforce Hours Summary 53.31%					Ethnicity Participation Summary				
Total Contracts Value	Total Prime P / T / D	Total IBE P / T / D	Total IBE %	Payments Score (Total IBE Payments)	Total Number of Workers	Total Hours Worked	Caucasian Hours	Total Minority Hours	Total Women Hours	Workforce Score (Total Hours Worked)	Caucasian %	Minority %	Women %	Ethnicity Score (Total Participation)
\$12,462,964.26	\$11,308,757.47	\$2,316,211.51	20.48%	C+	15	2,040.00	952.50	1,087.50	0.00	A+	46.69%	53.31%	0.00%	A+

DB-724A SCHNEIDER ELECTRIC Electronic Surveillance/Detection System Maintenance Contract														
Payments Summary					Workforce Hours Summary 45.89%					Ethnicity Participation Summary				
Total Contracts Value	Total Prime P / T / D	Total IBE P / T / D	Total IBE %	Payments Score (Total IBE Payments)	Total Number of Workers	Total Hours Worked	Caucasian Hours	Total Minority Hours	Total Women Hours	Workforce Score (Total Hours Worked)	Caucasian %	Minority %	Women %	Ethnicity Score (Total Participation)
\$11,294,820.75	\$795,522.98	\$27,708.76	3.48%	F	57	717.00	479.00	238.00	91.00	A+	66.81%	33.19%	12.69%	A+

T-611A MAGNUM (IBE) NH-L Toll Bridge Salt Storage Facility														
Payments Summary					Workforce Hours Summary 2.17%						Ethnicity Participation Summary			
Total Contracts Value	Total Prime P / T / D	Total IBE P / T / D	Total IBE %	Payments Score (Total IBE Payments)	Total Number of Workers	Total Hours Worked	Caucasian Hours	Total Minority Hours	Total Women Hours	Workforce Score (Total Hours Worked)	Caucasian %	Minority %	Women %	Ethnicity Score (Total Participation)
\$1,439,584.00	\$1,103,673.68	\$1,103,673.68	100.00%	A+	65	5,890.50	5,770.50	120.00	8.00	F	97.96%	2.04%	0.14%	F

T-668A TRUMBULL 2 New Jersey - SFB Replacement Project														
Payments Summary					Workforce Hours Summary 22.08%						Ethnicity Participation Summary			
Total Contracts Value	Total Prime P / T / D	Total IBE P / T / D	Total IBE %	Payments Score (Total IBE Payments)	Total Number of Workers	Total Hours Worked	Caucasian Hours	Total Minority Hours	Total Women Hours	Workforce Score (Total Hours Worked)	Caucasian %	Minority %	Women %	Ethnicity Score (Total Participation)
\$-	\$-	\$-	0.00%	N/A	1260	430,988.41	351,064.59	79,923.82	15,251.50	B+	81.46%	18.54%	3.54%	A

T-668A TRUMBULL 1 Pennsylvania SFB Bridge Replacement Project														
Payments Summary					Workforce Hours Summary 19.14%						Ethnicity Participation Summary			
Total Contracts Value	Total Prime P / T / D	Total IBE P / T / D	Total IBE %	Payments Score (Total IBE Payments)	Total Number of Workers	Total Hours Worked	Caucasian Hours	Total Minority Hours	Total Women Hours	Workforce Score (Total Hours Worked)	Caucasian %	Minority %	Women %	Ethnicity Score (Total Participation)
\$423,607,138.95	\$263,216,697.77	\$48,440,566.64	18.40%	C	1408	549,198.16	464,092.83	85,105.33	20,023.25	B	84.50%	15.50%	3.65%	A

T-707A Bracy Commission Administration Building at SFB & Adaptive Reuse of the 1799 Building														
Payments Summary					Workforce Hours Summary 12.32%						Ethnicity Participation Summary			
Total Contracts Value	Total Prime P / T / D	Total IBE P / T / D	Total IBE %	Payments Score (Total IBE Payments)	Total Number of Workers	Total Hours Worked	Caucasian Hours	Total Minority Hours	Total Women Hours	Workforce Score (Total Hours Worked)	Caucasian %	Minority %	Women %	Ethnicity Score (Total Participation)
\$21,357,000.00	\$20,845,775.58	\$4,382,167.83	21.02%	C+	432	79,977.86	70,332.20	9,645.66	209.00	C	87.94%	12.06%	0.26%	B

T-711AR BRACY - Easton Phillipsburg Toll Bridge Salt Storage Building														
Payments Summary					Workforce Hours Summary 15.61%						Ethnicity Participation Summary			
Total Contracts Value	Total Prime P / T / D	Total IBE P / T / D	Total IBE %	Payments Score (Total IBE Payments)	Total Number of Workers	Total Hours Worked	Caucasian Hours	Total Minority Hours	Total Women Hours	Workforce Score (Total Hours Worked)	Caucasian %	Minority %	Women %	Ethnicity Score (Total Participation)
\$1,711,600.00	\$1,650,641.06	\$18,727.94	1.13%	F	77	5,669.75	4,784.50	885.25	0.00	B	84.39%	15.61%	0.00%	A

TTS-723A J FLETCHER CREAMER On Call Beam Guide Rail & Attenuator Replacement														
Payments Summary					Workforce Hours Summary 36.23%						Ethnicity Participation Summary			
Total Contracts Value	Total Prime P / T / D	Total IBE P / T / D	Total IBE %	Payments Score (Total IBE Payments)	Total Number of Workers	Total Hours Worked	Caucasian Hours	Total Minority Hours	Total Women Hours	Workforce Score (Total Hours Worked)	Caucasian %	Minority %	Women %	Ethnicity Score (Total Participation)
\$1,376,666.00	\$216,439.00	\$44,583.60	20.60%	C+	43	1,071.00	683.00	388.00	0.00	A+	63.77%	36.23%	0.00%	A+

TTS-734A MOUNT CONSTRUCTION (SBE) - JOC North Bridge Construction													
Payments Summary				Workforce Hours Summary 23.90%						Ethnicity Participation Summary			

Total Contracts Value	Total Prime P / T / D	Total IBE P / T / D	Total IBE %	Payments Score (Total IBE Payments)	Total Number of Workers	Total Hours Worked	Caucasian Hours	Total Minority Hours	Total Women Hours	Workforce Score (Total Hours Worked)	Caucasian %	Minority %	Women %	Ethnicity Score (Total Participation)
\$3,500,000.00	\$513,365.34	\$513,365.34	100.00%	A+	33	2,935.50	2,570.50	365.00	336.50	B+	87.57%	12.43%	11.46%	B

TTS-735A MOUNT CONSTRUCTION (SBE) - JOC Services for Bridge, Highway & Civil Work SOUTH REGION														
Payments Summary					Workforce Hours Summary 63.06%					Ethnicity Participation Summary				
Total Contracts Value	Total Prime P / T / D	Total IBE P / T / D	Total IBE %	Payments Score (Total IBE Payments)	Total Number of Workers	Total Hours Worked	Caucasian Hours	Total Minority Hours	Total Women Hours	Workforce Score (Total Hours Worked)	Caucasian %	Minority %	Women %	Ethnicity Score (Total Participation)
\$2,500,000.00	\$45,244.24	\$45,244.24	100.00%	A+	4	277.50	102.50	175.00	0.00	A+	36.94%	63.06%	0.00%	A+

TTS-736A RCC BUILDERS & DEVELOPERS - JOC for Building and Facility Work North Region														
Payments Summary					Workforce Hours Summary 0.00%					Ethnicity Participation Summary				
Total Contracts Value	Total Prime P / T / D	Total IBE P / T / D	Total IBE %	Payments Score (Total IBE Payments)	Total Number of Workers	Total Hours Worked	Caucasian Hours	Total Minority Hours	Total Women Hours	Workforce Score (Total Hours Worked)	Caucasian %	Minority %	Women %	Ethnicity Score (Total Participation)
\$3,000,000.00	\$-	\$-	0.00%	N/A	0	0.00	0.00	0.00	0.00	N/A	0.00%	0.00%	0.00%	N/A

TTS-737A RCC BUILDERS & DEVELOPERS - Job Order Contracting for Building & Facility Work SOUTH REGION														
Payments Summary					Workforce Hours Summary 13.19%					Ethnicity Participation Summary				
Total Contracts Value	Total Prime P / T / D	Total IBE P / T / D	Total IBE %	Payments Score (Total IBE Payments)	Total Number of Workers	Total Hours Worked	Caucasian Hours	Total Minority Hours	Total Women Hours	Workforce Score (Total Hours Worked)	Caucasian %	Minority %	Women %	Ethnicity Score (Total Participation)
\$3,500,000.00	\$-	\$-	0.00%	N/A	22	788.50	689.00	99.50	4.50	C	87.38%	12.62%	0.57%	B

Completed Construction Projects - Summary's & Scores (IBE Payments, Workforce Hours & Ethnicity Participation)

Date: From 07/01/2014 To 03/31/2020

IBE Payments Legend	
Score Rankings	IBE Commitment Participation
A+	45% & above
A	35% to 44.9%
B+	30% to 34.9%
B	25% to 29.9%
C+	20% to 24.9%
C	15% to 19.9%
D+	10% to 14.9%
D	5% to 9.9%
F	4.9% & below

Total of all Primes Contract Values	\$57,847,849.36
Total Payments to all Primes	\$57,214,789.80
Total Payments to all IBEs	\$21,009,202.57
IBE Target	25.00%
IBE Actual	36.72%

Workforce Utilization Legend		
Score Rankings	Workforce Commitment Participation	Ethnicity & Gender Participation
A+	30% & above	25% & above
A	25% to 29.9%	15% to 24.9%
B+	20% to 24.9%	over 15%
B	15% to 19.9%	10% to 14.9%
C+	10% to 14.9%	over 10%
C	10% to 14.9%	7.5% to 9.9%
D+	5% to 9.9%	over 7.5%
D	5% to 9.9%	5% to 7.4%
F	4.9% & below	4.9% & below

ALL COMPLETED CONSTRUCTION PROJECTS SUMMARY														
Payments Summary					Workforce Hours Summary 21.17%						Ethnicity Participation Summary			
Total Contracts Value	Total Prime P / T / D	Total IBE P / T / D	Total IBE %	Payments Score (Total IBE Payments)	Total Number of Workers	Total Hours Worked	Caucasian Hours	Total Minority Hours	Total Women Hours	Workforce Score (Total Hours Worked)	Caucasian %	Minority %	Women %	Ethnicity Score (Total Participation)
\$57,847,849.36	\$57,214,789.80	\$21,009,202.57	36.72%	A	753	108,634.11	87,907.31	20,726.80	2,267.25	B+	80.92%	19.08%	2.09%	A
T-508A BRACY - I-78 Maintenance Garage Expansion at I-78 PA Welcome Center / Maintenance Facility														
Payments Summary					Workforce Hours Summary 7.39%						Ethnicity Participation Summary			
Total Contracts Value	Total Prime P / T / D	Total IBE P / T / D	Total IBE %	Payments Score (Total IBE Payments)	Total Number of Workers	Total Hours Worked	Caucasian Hours	Total Minority Hours	Total Women Hours	Workforce Score (Total Hours Worked)	Caucasian %	Minority %	Women %	Ethnicity Score (Total Participation)
\$9,845,177.03	\$9,845,176.91	\$1,589,381.54	16.14%	C	244	31,516.58	30,048.08	1,468.50	861.25	D	95.34%	4.66%	2.73%	F
T-514A WEST SIDE - DIII Toll Bridges Facilities Emergency Standby Generators Improvements														
Payments Summary					Workforce Hours Summary 0.00%						Ethnicity Participation Summary			
Total Contracts Value	Total Prime P / T / D	Total IBE P / T / D	Total IBE %	Payments Score (Total IBE Payments)	Total Number of Workers	Total Hours Worked	Caucasian Hours	Total Minority Hours	Total Women Hours	Workforce Score (Total Hours Worked)	Caucasian %	Minority %	Women %	Ethnicity Score (Total Participation)
\$644,686.07	\$644,686.00	\$197,339.99	30.61%	B+	0	0.00	0.00	0.00	0.00	N/A	0.00%	0.00%	0.00%	N/A
T-566A INTERCOUNTY PAVING - PORTLAND COLUMBIA TOLL BRIDGE APPROACH ROADWAY IMPROVEMENTS														
Payments Summary					Workforce Hours Summary 0.00%						Ethnicity Participation Summary			
Total Contracts Value	Total Prime P / T / D	Total IBE P / T / D	Total IBE %	Payments Score (Total IBE Payments)	Total Number of Workers	Total Hours Worked	Caucasian Hours	Total Minority Hours	Total Women Hours	Workforce Score (Total Hours Worked)	Caucasian %	Minority %	Women %	Ethnicity Score (Total Participation)
\$6,317,000.00	\$6,193,334.28	\$1,877,906.86	30.32%	B+	0	0.00	0.00	0.00	0.00	N/A	0.00%	0.00%	0.00%	N/A
T-641A MERCIO - Easton / Phillipsburg Ramp C Stabilization														
Payments Summary					Workforce Hours Summary 0.00%						Ethnicity Participation Summary			
Total Contracts Value	Total Prime P / T / D	Total IBE P / T / D	Total IBE %	Payments Score (Total IBE Payments)	Total Number of Workers	Total Hours Worked	Caucasian Hours	Total Minority Hours	Total Women Hours	Workforce Score (Total Hours Worked)	Caucasian %	Minority %	Women %	Ethnicity Score (Total Participation)
\$998,300.00	\$998,300.00	\$998,300.00	100.00%	A+	0	0.00	0.00	0.00	0.00	N/A	0.00%	0.00%	0.00%	N/A
T-644A J.D. ECKMAN - Easton Phillipsburg TB Facility Administration Bldg.														
Payments Summary					Workforce Hours Summary 28.50%						Ethnicity Participation Summary			
Total Contracts Value	Total Prime P / T / D	Total IBE P / T / D	Total IBE %	Payments Score (Total IBE Payments)	Total Number of Workers	Total Hours Worked	Caucasian Hours	Total Minority Hours	Total Women Hours	Workforce Score (Total Hours Worked)	Caucasian %	Minority %	Women %	Ethnicity Score (Total Participation)
\$11,117,003.61	\$11,038,703.72	\$3,066,725.97	27.78%	B	320	47,800.75	35,278.00	12,522.75	1,098.75	A	73.80%	26.20%	2.30%	A+
T-645A MJF Building & Facilities Energy Conservation														
Payments Summary					Workforce Hours Summary 23.54%						Ethnicity Participation Summary			
Total Contracts Value	Total Prime P / T / D	Total IBE P / T / D	Total IBE %	Payments Score (Total IBE Payments)	Total Number of Workers	Total Hours Worked	Caucasian Hours	Total Minority Hours	Total Women Hours	Workforce Score (Total Hours Worked)	Caucasian %	Minority %	Women %	Ethnicity Score (Total Participation)
\$5,376,806.87	\$5,376,806.87	\$5,376,806.87	100.00%	A+	46	9,735.28	7,509.23	2,226.05	65.75	B+	77.13%	22.87%	0.68%	A
T-645B SCHNEIDER ELECTRIC Building & Facilities Energy Conservation Measures - Mechanical/Controls														
Payments Summary					Workforce Hours Summary 0.00%						Ethnicity Participation Summary			
Total Contracts Value	Total Prime P / T / D	Total IBE P / T / D	Total IBE %	Payments Score (Total IBE Payments)	Total Number of Workers	Total Hours Worked	Caucasian Hours	Total Minority Hours	Total Women Hours	Workforce Score (Total Hours Worked)	Caucasian %	Minority %	Women %	Ethnicity Score (Total Participation)
\$1,247,159.50	\$1,247,159.50	\$129,525.50	10.39%	D+	7	1,625.50	1,625.50	0.00	0.00	F	100.00%	0.00%	0.00%	F
T-661A TRC - SFB Replacement Project Subsurface Boring & Sampling														
Payments Summary					Workforce Hours Summary 0.00%						Ethnicity Participation Summary			
Total Contracts Value	Total Prime P / T / D	Total IBE P / T / D	Total IBE %	Payments Score (Total IBE Payments)	Total Number of Workers	Total Hours Worked	Caucasian Hours	Total Minority Hours	Total Women Hours	Workforce Score (Total Hours Worked)	Caucasian %	Minority %	Women %	Ethnicity Score (Total Participation)
\$1,438,942.00	\$1,438,941.98	\$234,466.30	16.29%	C	0	0.00	0.00	0.00	0.00	N/A	0.00%	0.00%	0.00%	N/A
T-666A PKF - SFB Replacement Project Construction for PA Noise Walls														
Payments Summary					Workforce Hours Summary 14.94%						Ethnicity Participation Summary			

Total Contracts Value	Total Prime P / T / D	Total IBE P / T / D	Total IBE %	Payments Score (Total IBE Payments)	Total Number of Workers	Total Hours Worked	Caucasian Hours	Total Minority Hours	Total Women Hours	Workforce Score (Total Hours Worked)	Caucasian %	Minority %	Women %	Ethnicity Score (Total Participation)
\$11,394,750.00	\$11,219,737.01	\$3,338,786.23	29.76%	B	42	5,738.00	5,122.00	616.00	241.50	C	89.26%	10.74%	4.21%	B
T-667A AP CONSTRUCTION - SFB Replacement Project Tree Clearing														
Payments Summary					Workforce Hours Summary 0.00%					Ethnicity Participation Summary				
Total Contracts Value	Total Prime P / T / D	Total IBE P / T / D	Total IBE %	Payments Score (Total IBE Payments)	Total Number of Workers	Total Hours Worked	Caucasian Hours	Total Minority Hours	Total Women Hours	Workforce Score (Total Hours Worked)	Caucasian %	Minority %	Women %	Ethnicity Score (Total Participation)
\$1,814,999.39	\$1,721,688.26	\$454,825.01	26.42%	B	0	0.00	0.00	0.00	0.00	N/A	0.00%	0.00%	0.00%	N/A
T-705A SPARWICK - I-78 Toll Plaza Bumper Block Replacement														
Payments Summary					Workforce Hours Summary 0.00%					Ethnicity Participation Summary				
Total Contracts Value	Total Prime P / T / D	Total IBE P / T / D	Total IBE %	Payments Score (Total IBE Payments)	Total Number of Workers	Total Hours Worked	Caucasian Hours	Total Minority Hours	Total Women Hours	Workforce Score (Total Hours Worked)	Caucasian %	Minority %	Women %	Ethnicity Score (Total Participation)
\$160,006.00	\$160,006.00	\$160,006.00	100.00%	A+	0	0.00	0.00	0.00	0.00	N/A	0.00%	0.00%	0.00%	N/A
T-708A Allied Painting New Hope-Lambertville Toll Bridge Floor System Rehabilitation -Facility Administration Building														
Payments Summary					Workforce Hours Summary 64.86%					Ethnicity Participation Summary				
Total Contracts Value	Total Prime P / T / D	Total IBE P / T / D	Total IBE %	Payments Score (Total IBE Payments)	Total Number of Workers	Total Hours Worked	Caucasian Hours	Total Minority Hours	Total Women Hours	Workforce Score (Total Hours Worked)	Caucasian %	Minority %	Women %	Ethnicity Score (Total Participation)
\$1,694,000.00	\$1,546,100.00	\$170,944.28	11.06%	D+	26	5,244.00	1,842.50	3,401.50	0.00	A+	35.14%	64.86%	0.00%	A+
T-717A BRACY Milford-Montague Toll Bridge Salt Storage Building														
Payments Summary					Workforce Hours Summary 7.70%					Ethnicity Participation Summary				
Total Contracts Value	Total Prime P / T / D	Total IBE P / T / D	Total IBE %	Payments Score (Total IBE Payments)	Total Number of Workers	Total Hours Worked	Caucasian Hours	Total Minority Hours	Total Women Hours	Workforce Score (Total Hours Worked)	Caucasian %	Minority %	Women %	Ethnicity Score (Total Participation)
\$1,244,000.00	\$1,232,810.45	\$70,588.96	5.73%	D	43	3,227.00	2,978.50	248.50	0.00	D	92.30%	7.70%	0.00%	C
TS-639B MOUNT CONSTRUCTION - Lower Trenton TSB Approach Roadways Improvements														
Payments Summary					Workforce Hours Summary 0.00%					Ethnicity Participation Summary				
Total Contracts Value	Total Prime P / T / D	Total IBE P / T / D	Total IBE %	Payments Score (Total IBE Payments)	Total Number of Workers	Total Hours Worked	Caucasian Hours	Total Minority Hours	Total Women Hours	Workforce Score (Total Hours Worked)	Caucasian %	Minority %	Women %	Ethnicity Score (Total Participation)
\$2,090,794.02	\$2,090,794.00	\$2,090,794.00	100.00%	A+	0	0.00	0.00	0.00	0.00	N/A	0.00%	0.00%	0.00%	N/A
TS-650A ROAD-CON - RIVERTON BELVIDERE TSB														
Payments Summary					Workforce Hours Summary 0.00%					Ethnicity Participation Summary				
Total Contracts Value	Total Prime P / T / D	Total IBE P / T / D	Total IBE %	Payments Score (Total IBE Payments)	Total Number of Workers	Total Hours Worked	Caucasian Hours	Total Minority Hours	Total Women Hours	Workforce Score (Total Hours Worked)	Caucasian %	Minority %	Women %	Ethnicity Score (Total Participation)
\$652,738.50	\$652,738.50	\$28,347.48	4.34%	F	0	0.00	0.00	0.00	0.00	N/A	0.00%	0.00%	0.00%	N/A
TS-677A SPARWICK - SF TSB Interim Deck Repairs on I-95														
Payments Summary					Workforce Hours Summary 13.62%					Ethnicity Participation Summary				
Total Contracts Value	Total Prime P / T / D	Total IBE P / T / D	Total IBE %	Payments Score (Total IBE Payments)	Total Number of Workers	Total Hours Worked	Caucasian Hours	Total Minority Hours	Total Women Hours	Workforce Score (Total Hours Worked)	Caucasian %	Minority %	Women %	Ethnicity Score (Total Participation)
\$1,003,336.00	\$999,656.00	\$999,656.00	100.00%	A+	8	580.00	501.00	79.00	0.00	C	86.38%	13.62%	0.00%	B
TS-687A CARR & DUFF - Lower Trenton Toll Supported Bridge Replacement of Sign Lighting Elements														
Payments Summary					Workforce Hours Summary 1.50%					Ethnicity Participation Summary				
Total Contracts Value	Total Prime P / T / D	Total IBE P / T / D	Total IBE %	Payments Score (Total IBE Payments)	Total Number of Workers	Total Hours Worked	Caucasian Hours	Total Minority Hours	Total Women Hours	Workforce Score (Total Hours Worked)	Caucasian %	Minority %	Women %	Ethnicity Score (Total Participation)
\$647,000.00	\$647,000.00	\$163,632.58	25.29%	B	14	2,734.00	2,693.00	41.00	0.00	F	98.50%	1.50%	0.00%	F
TS-699A CARR & DUFF LOWER TRENTON TSB APPROACH TRAFFIC SIGNAL EQUIPMENT UPGRADES														
Payments Summary					Workforce Hours Summary 28.52%					Ethnicity Participation Summary				
Total Contracts Value	Total Prime P / T / D	Total IBE P / T / D	Total IBE %	Payments Score (Total IBE Payments)	Total Number of Workers	Total Hours Worked	Caucasian Hours	Total Minority Hours	Total Women Hours	Workforce Score (Total Hours Worked)	Caucasian %	Minority %	Women %	Ethnicity Score (Total Participation)
\$161,150.37	\$161,150.32	\$61,169.00	37.96%	A	11	433.00	309.50	123.50	0.00	A	71.48%	28.52%	0.00%	A+

**Delaware River Joint Toll Bridge
Commission Meeting of March 30, 2020**

MINORITY, WOMEN AND SMALL BUSINESS ENTERPRISE PROGRAM OVERVIEW

The Delaware River Joint Toll Bridge Commission implemented a one-year Minority Business Enterprise (MBE) pilot program, with a 7% participation goal, and the Women Business Enterprise (WBE) pilot program with a 3% goal. These goals applied to consultants and contractors' participating in the Commission's Capital Program and were effective on September 1, 2008.

At its December 2008 Commission Meeting, the Commission revised the pilot program to specify a 25% Small Business Enterprise (SBE) goal to New Jersey assigned consultant contracts in lieu of the previously specified 7% MBE and 3% WBE goals.

At its December 2010 Commission Meeting, due to the success of the Commission's MWSBE Pilot Program, the Delaware River Joint Toll Bridge Commission adopted a resolution for permanent status of the Minority Business Enterprise (MBE) program, with a 7% participation goal, and the Women Business Enterprise (WBE) program with a 3% goal, and the Small Business Enterprise (SBE) program with a 25% goal. These goals apply to consultants and contractors' participating in the Commission's Capital Program.

The Contract Compliance Department continues to monitor, update and analyze the payments for the MWSBE diversity program.

a) PA Assigned Professional Services Contracts:	7% MBE and 3% WBE
b) No State Assigned Professional Services Contracts:	7% MBE and 3% WBE
c) Capital Plan Construction Contracts:	7% MBE and 3% WBE
d) NJ Assigned Professional Services Contracts:	25% SBE

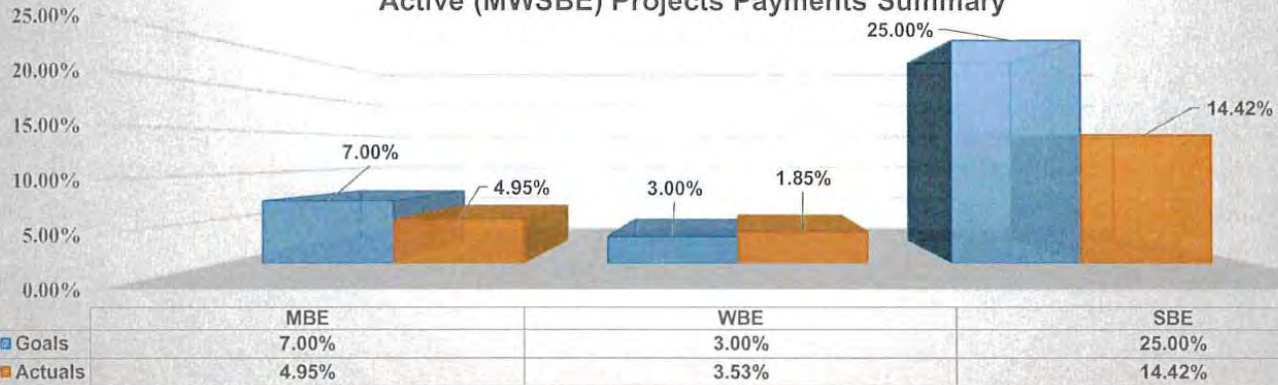
Numerous diversified businesses have benefited and continue to benefit from the Commission's previous M/W/SBE Program. The number of Contracts awarded during the MWSBE Program are as follows:

➤ Active Projects:	5
➤ Completed Projects:	72
➤ Total Capital Program Projects:	77
➤ Total Number of Contractors:	180

As of July 1, 2014 projects fall into the status now commonly referred to as IBE (Identified Business Enterprise) with a projected target to be or to exceed 25% of the total project award amount.

Minority, Women and Small Business Enterprise Payment Reporting

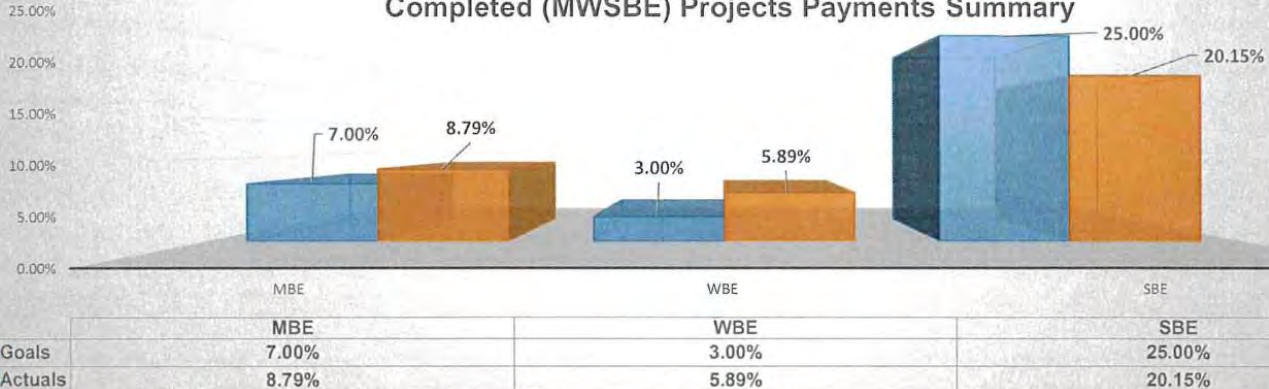
Active (MWSBE) Projects Payments Summary



SUMMARY TOTALS		MBE		WBE		SBE	
M/WBE Summary Totals	\$ 26,678,603.35	ACTUAL	PAYMENTS	ACTUAL	PAYMENTS	ACTUAL	PAYMENTS
SBE Summary Totals	\$ 1,271,266.09	4.95%	\$ 1,319,428.97	3.53%	\$ 942,978.06	14.42%	\$ 183,298.76

PROJECT NO.	CONTRACTOR / CONSULTANT	PROJECT VALUE	TOTAL PAYMENTS TO DATE	MBE GOAL 7 %	MBE PAYMENTS	WBE GOAL 3 %	WBE PAYMENTS	SBE GOAL 25 %	SBE PAYMENTS
C-502A	AECOM Transp.	\$ 30,397,000.00	\$ 26,395,486.30	4.34%	\$ 1,319,428.97	3.09%	\$ 937,978.06		\$ -
C-556A	Pennoni Associates	\$ 389,614.63	\$ 323,615.98		\$ -		\$ -	12.88%	\$ 50,193.77
C-599A	McCormick & Taylor	\$ 1,000,000.00	\$ 283,117.05		\$ -	0.50%	\$ 5,000.00		\$ -
C-628B	Louis Berger Group	\$ 1,000,000.00	\$ 800,089.77		\$ -		\$ -	9.21%	\$ 92,111.29
C-629A	Hill International	\$ 300,000.00	\$ 147,560.34		\$ -		\$ -	13.66%	\$ 40,993.70

Completed (MWSBE) Projects Payments Summary



SUMMARY TOTALS		MBE		WBE		SBE	
M/WBE Summary Totals	\$ 134,627,258.16	ACTUAL	PAYMENTS	ACTUAL	PAYMENTS	ACTUAL	PAYMENTS
SBE Summary Totals	\$ 14,200,964.45	8.79%	\$ 11,829,123.71	5.89%	\$ 7,923,530.67	20.15%	\$ 2,861,381.68

**Minority, Women and Small Business Enterprise Payment Reporting
Completed Contracts Payments Detail**

***Categories highlighted below indicates the Prime has either met or exceeded the target.**

CONTRACT NO.	CONTRACTOR / CONSULTANT	CONTRACT VALUE	MBE GOAL 7 %	MBE PAYMENTS	WBE GOAL 3 %	WBE PAYMENTS	SBE GOAL 25 %	SBE PAYMENTS
DB-427B	A.P. Construction	\$ 4,356,866.00	10.00%	\$ 435,686.60	7.30%	\$ 318,051.22		
T-440BR	A.P. Construction	\$ 4,608,295.33	11.70%	\$ 539,170.55	7.33%	\$ 337,788.05		
TTS-476A-2	A.P. Construction	\$ 3,511,153.06	7.20%	\$ 252,803.02	5.50%	\$ 193,113.42		
TTS-573A	A.P. Construction	\$ 7,823,588.00	7.69%	\$ 601,633.92	4.92%	\$ 384,920.53		
T-472A	Allied Painting	\$ 15,595,983.76	9.70%	\$ 1,512,810.42	15.00%	\$ 2,339,397.56		
C-443A	Ammann & Whitney	\$ 770,909.81	10.00%	\$ 77,090.98	14.00%	\$ 107,927.37		
C-445A	Ammann & Whitney	\$ 920,304.08	7.20%	\$ 66,261.89	3.20%	\$ 29,449.73		
T-474A	Bracy Contracting	\$ 2,660,000.00	6.05%	\$ 160,930.00	2.87%	\$ 76,342.00		
C-474A	Brinjac	\$ 287,603.87	8.00%	\$ 23,008.31	9.00%	\$ 25,884.35		
C-627A	Buchart Horn	\$ 132,374.35	0.00%	\$ -	0.00%	\$ -		
C-598A	Burns Group	\$ 408,272.00					8.00%	\$ 32,661.76
C-454A	Carroll Engineers	\$ 500,000.00	18.10%	\$ 90,500.00	5.90%	\$ 29,500.00		
C-543A	CherryWeber	\$ 612,233.00					28.30%	\$ 173,261.94
C-639A	CherryWeber	\$ 401,455.40	18.10%	\$ 72,663.43	5.90%	\$ 23,685.87		
T-498A	Cornell & Co.	\$ 1,999,015.22	9.30%	\$ 185,908.42	6.30%	\$ 125,937.96		
T-554A	Dayspring Electric	\$ 232,117.66	0.00%	\$ -	0.00%	\$ -		
C-628A	Dewberry	\$ 1,000,000.00	1.78%	\$ 17,754.10	2.22%	\$ 22,233.26		\$ -
C-454B	French & Parello	\$ 500,000.00					17.00%	\$ 85,000.00
C-627B	French & Parello	\$ 276,851.58					5.70%	\$ 28,487.21
C-453A	Gannett Fleming	\$ 1,000,000.00	5.33%	\$ 53,300.00	0.87%	\$ 8,700.00		
C-598B	Gannett Fleming	\$ 367,353.90					8.95%	\$ 32,878.17
C-566A	Greenman Pedersen	\$ 350,675.02	9.54%	\$ 33,464.64	0.83%	\$ 2,924.37		
C-599B	Greenman Pedersen	\$ 1,000,000.00					4.00%	\$ 40,000.00
CM-437A	Greenman Pedersen	\$ 2,559,020.59					19.50%	\$ 499,009.02
CM-440B	Greenman Pedersen	\$ 753,336.71					17.64%	\$ 132,888.60
T-441A	H & G Contractors	\$ 1,586,698.00	6.60%	\$ 104,722.07	1.57%	\$ 24,911.16		
C-530A	Hill International	\$ 400,000.00	2.50%	\$ 10,000.00	0.00%			
CM-427B	Hill International	\$ 629,749.00					13.60%	\$ 85,645.86
CM-442A	Hill International	\$ 319,826.73					25.14%	\$ 80,404.44
CM-447B	Hill International	\$ 973,401.52	4.10%	\$ 39,909.46	2.10%	\$ 20,441.43		
CM-573A	Hill International	\$ 1,038,384.48	6.20%	\$ 64,379.84	5.80%	\$ 60,226.30		
T-506A	HRI	\$ 13,727,411.69	7.17%	\$ 984,255.42	2.91%	\$ 399,467.68		
TS-505A	IEW	\$ 661,352.00	55.00%	\$ 363,743.60	8.93%	\$ 59,058.73		
DB-563A	J. Fletcher Creamer	\$ 1,283,717.00	15.00%	\$ 192,557.55	4.00%	\$ 51,348.68		
TTS-634AR	J. Fletcher Creamer	\$ 896,808.00	8.35%	\$ 74,885.53	0.42%	\$ 3,755.75		
T-437A	J.D. Eckman	\$ 24,412,321.90	7.48%	\$ 1,826,041.68	3.04%	\$ 742,134.59		
C-549AR	Jacobs Engineering	\$ 445,549.98	8.02%	\$ 35,745.16	3.11%	\$ 13,866.11		
TS-442A	James A. Anderson	\$ 2,149,268.62	6.30%	\$ 135,403.92	1.30%	\$ 27,940.49		
TS-443A	James A. Anderson	\$ 2,461,975.00	0.00%	\$ -	6.10%	\$ 150,180.48		
T-543A	James D. Morrissey	\$ 6,683,640.40	4.80%	\$ 320,814.74	8.64%	\$ 577,466.53		
CM-444A	JMT	\$ 905,196.00	9.50%	\$ 85,993.62	2.80%	\$ 25,345.49		
CM-506A	JMT	\$ 1,459,000.00	7.65%	\$ 111,613.50	2.40%	\$ 35,016.00		
CM-543A	JMT	\$ 752,729.58					30.60%	\$ 230,335.25
C-506A	KS Engineers	\$ 1,156,622.33	63.38%	\$ 733,067.23	13.44%	\$ 155,450.04		
TTS-476A-1	Kyle Conti	\$ 4,128,641.00	0.09%	\$ 3,715.78	9.00%	\$ 371,577.69		
DB-562A	M.L. Ruberton	\$ 344,492.68	8.30%	\$ 28,592.89	3.80%	\$ 13,090.72		
C-629B	Michael Baker	\$ 500,000.00					2.79%	\$ 13,937.96
T-475A	Miniscalco	\$ 68,229.51	2.25%	\$ 1,535.16	1.20%	\$ 818.75		
TS-445A	Neshaminy Contractors	\$ 6,285,926.10	16.90%	\$ 1,062,321.51	2.70%	\$ 169,720.00		
TS-447B	Neshaminy Contractors	\$ 8,955,586.24	8.60%	\$ 770,180.42	2.58%	\$ 231,054.12		
C-437B	Parsons Brinkerhoff	\$ 2,254,674.00					22.54%	\$ 508,203.52
C-437A	Pennoni Associates	\$ 764,181.39					24.00%	\$ 183,403.53
C-455B	Remington & Vernick	\$ 400,000.00					2.49%	\$ 9,960.00
T-639A	Road-Con	\$ 3,324,313.00	0.00%	\$ -	13.90%	\$ 462,079.51		
TS-444A	Road-Con	\$ 7,814,850.68	4.87%	\$ 380,583.23	0.31%	\$ 24,226.04		
C-621A	Rummel, Klepper & Kahl	\$ 487,881.64	9.01%	\$ 43,941.24	3.16%	\$ 15,427.54		
T-624A	Sparwick	\$ 874,601.00	7.60%	\$ 66,469.68	0.75%	\$ 6,559.51		
C-440A	Stantec	\$ 405,011.03	4.80%	\$ 19,440.53	6.60%	\$ 26,730.73		
C-440B	Stantec	\$ 728,011.79	4.75%	\$ 34,580.56	2.80%	\$ 20,384.33		

*Categories highlighted below indicates the Prime has either met or exceeded the target.

CONTRACT NO.	CONTRACTOR/ CONSULTANT	CONTRACT VALUE	MBE GOAL 7 %	MBE PAYMENTS	WBE GOAL 3 %	WBE PAYMENTS	SBE GOAL 25 %	SBE PAYMENTS
C-538A	STV	\$ 500,000.00	1.25%	\$ 6,250.00	31.20%	\$ 156,000.00		
C-600A	STV	\$ 800,000.00					12.60%	\$ 100,800.00
CM-443A	STV	\$ 204,152.63	16.75%	\$ 34,195.57	11.00%	\$ 22,456.79		
CM-445A	STV	\$ 682,064.44					26.00%	\$ 177,336.75
CM-472A	STV	\$ 1,728,385.40					23.80%	\$ 411,355.73
CM-474A	STV	\$ 291,172.17	0.00%	\$ -	0.00%	\$ -		
CM-498A	STV	\$ 571,665.66	12.00%	\$ 68,599.88	2.40%	\$ 13,719.98		
C-453B	T & M Associates	\$ 1,000,000.00					18.90%	\$ 189,000.00
C-07-11	Transystems	\$ 747,493.55					21.05%	\$ 157,347.39
C-447B	Transystems	\$ 666,016.64	8.00%	\$ 53,281.33	2.00%	\$ 13,320.33		
CM-476A	Trumbull	\$ 699,250.00	13.60%	\$ 95,098.00	6.10%	\$ 42,654.25		
C-505A	Urban Engineers	\$ 154,598.70					36.50%	\$ 56,428.53
C-539A	URS Corporation	\$ 265,070.69					0.00%	\$ -

DELAWARE RIVER JOINT TOLL BRIDGE COMMISSION

Meeting of April 27, 2020

COMMUNICATIONS

The following Pages reflect the reports on those items assigned to the Communications Department. Each item is reported separately and page numbered accordingly.

DELAWARE RIVER JOINT TOLL BRIDGE COMMISSION
Meeting of April 27, 2020

**OPERATIONS INDEX
FOR
COMMUNICATIONS**

SUBJECT	DESCRIPTION	PAGE NUMBER
Communications	Status Report Month of March 2020	1-4

DELAWARE RIVER JOINT TOLL BRIDGE COMMISSION

Meeting of April 27, 2020

COMMUNICATIONS REPORT

March 2020

- **COMMISSION AWARENESS EFFORTS:**

2019 Annual Report – Updated and vetted outline of envisioned content. Acquired various photos of paintings/graphic art depicting Commission bridges. These will be used in the place of feature photographs throughout the report. Article assignments (Bellevue Communications) and writing of content has begun. Drafted various articles/content based on the outline. The goal is to have this report online this summer shortly after receipt and acceptance of the annual audit. As a cost-savings measure, the Commission ceased hard-copy publication of the annual report. This mirrors the practice of other public agencies.

COVID-19 – Drafted, vetted, posted and distributed press release announcing the Commission's impending implementation of temporary cashless tolling to help control the spread of coronavirus infections. Similar messaging was posted on the website homepage's banner ticker and alerts functions. A pop-up notification about the toll-collection process was created with the help of website consultant Stokes Creative Group and implemented on the homepage; popup was employed for eight days. Messaging updated from impending to "now in effect" when cashless tolling went live 10 p.m. March 24. The Commission's announcement was covered by various media outlets within and outside the service jurisdiction. Edited various in-house Covid-19 communications. Cancelled March Commission meeting and issued corresponding notices/web postings. Issued notices for closures of I-78 Welcome Center and 1799 House.

Scudder Falls Bridge Replacement Project – Drafted and issued a press release and travel advisory to raise public awareness of a daytime closure/detour of Route 175/Upper River Road starting March 30. This travel restriction originally was scheduled for overnight hours, but the engineering department successfully lobbied the NJDOT to win approval for daytime scheduling due to COVID-19-related traffic declines. Because of this, the announcement received some attention in national and regional construction-related online publications. The process of drafting and issuing weekly project-related travel advisories continued.

DRJTBC Bridges Slide Program to Hackensack River Canoe and Kayak Club – Compiled and presented a comprehensive educational slide program on the bridges in the DRJTBC's service area. This is the first time a mixed-bag slide program of the Commission's entire network of river bridges has been given by Communications. The program included history, basic engineering, some wildlife and an abundance of graphic content. Because the audience largely consisted of paddlers, a healthy dose of river-level and substructure photos. The 90-minute presentation was given in the auxiliary building of a Paramus, NJ church. Obviously, a portion of the event was utilized as an opportunity to promote the Commission and its service mission. It was well received.

DELAWARE RIVER JOINT TOLL BRIDGE COMMISSION
Meeting of April 27, 2020

- **MEDIA RELATIONS:**

- **Hot Topics:** Delaware River Joint Toll Bridge Commission to go cashless due to COVID-19; Delaware River bridge agencies halt cash toll collections; Scudder Falls project travel restrictions; is logistics/warehouse park near Portland Columbia Toll Bridge feasible?; state rep still seek commuter discount for PA Turnpike E-ZPass tagholders; quieter roads allow for daytime construction on bridge projects; turnpike/parkway stop accepting cash tolls (mentions DRJTBC); coffee cruise bike tour to cross Uhlerstown-Frenchtown Bridge; driver who struck pedestrian near New Hope-Lambertville Bridge in February facing criminal charges.
- **WEBSITE:** Corrected Washington Crossing Bridge information page to reflect a 10-foot vertical clearance. Corrected the website's 2019 traffic counts figure for the Easton-Phillipsburg Toll Bridge. Edited I-78 construction project photos for 2018 annual report and reposted. Utilized the assistance of website consultant Myron Mariano to resize the cover photo for the 2018 Annual Report so it would appear correctly on full range of devices. Alerted website service provider Stokers CG of untoward PWNs in media library. Posted various scrolling messages as warranted. Initiated preparations for a COVID-19 cashless tolling info page on the website; this is expected to go live around the time that bills are expected to be issued in mid-April.
- **COMMUNITY AFFAIRS:** (Please refer to Community Affairs report)
Reviewed various response to inquiries. Worked with Jodee Inscho in updating various Scudder Falls-related detour maps.
- **E-ZPASS:** Posted weekend-long website banner ticker message, alert and E-ZPass page pop-up message advising that customer service center would be offline for routine maintenance.

INTERNAL/EXTERNAL COMMUNICATIONS

- A total of 12,884 sessions (visits) were recorded during March for the Commission's website – www.drjtbc.org. That is an increase over the 11,297 sessions recorded in February and the 12,434 sessions recorded in March 2019.
- Issued 9 press releases/travel advisories in February. All but two of these were related to the Scudder Falls Bridge Replacement Project or COVID-19 measures (cashless tolling, suspension of public access to I-78 Welcome Center and 1799 House, and cancellation of the March meeting). The exception was a press release the Commission issued to provide across-the-board notice of the annual inspections and corresponding intermittent alternating single-lane travel restrictions at the toll-supported bridges through spring 2020.
- Daily - Sent select pertinent COVID-19 news clips and daily statistical updates to COVID Task Force members.
- Attended Continuity of Operations discussion and mark-up meeting.
- Attended Coronavirus Procedures meeting.

DELAWARE RIVER JOINT TOLL BRIDGE COMMISSION

Meeting of April 27, 2020

- Participated in joint scope meeting for toll-supported bridge approach roadway improvements.
- Attended or called in to various Coronavirus update meetings or conference calls.
- Participated in DED COVID-19 conference calls.
- Called in to Potential Cash Collection Suspension and Cashless Tolling Options conference calls.
- Forwarded historic bridge photograph to Mercer County Planner Matt Lawson.
- Posted alerts and maps of upcoming extended-duration NJ Route 29 SB bypass diversion on multiple area Facebook pages.
- Responded to Lehighvalleylive.com reporter inquiry on erroneous or outdated Facebook posts about toll bills to cash customers using the Easton-Phillipsburg Toll Bridge.
- Edited I-78 construction project photos for 2018 annual report and corrected 2018 traffic numbers; reposted report.
- Utilized the assistance of website consultant Myron Mariano to resize the cover photo for the 2018 Annual Report so it would appear correctly on full range of devices.
- Researched and determined the opening date of the current steel-truss Upper Black Eddy-Milford Toll-Supported Bridge. The date – January 13, 1934 – was found in the prior Joint Commission for Elimination of Toll Bridges’ meeting minutes. All prior sources stated that the bridge opened in 1933 and that obviously was/is incorrect.
- Corrected the website’s 2019 traffic counts figure for the Easton-Phillipsburg Toll Bridge.
- Responded to inquiry from John Prutsman of Apple maps regarding the Scudder Falls Toll Bridge and the location of our new headquarters. The mapping contact also enabled us to correct a variety of other mistakes or oversights in the Apple mapping system.
- Responded to Matt Vachlon of Chicago-based Here.Com travel-info platform regarding Scudder Falls Toll Bridge project-related travel restriction. Added Vachlon to travel advisory distribution list.
- Updated Commissioner Zanelli bio.
- Responded to Lower Makefield Twp. Supervisor Grenier inquiry regarding overnight project-related noise (Scudder Falls) and residential noise complaints.
- Combed through various archival files at Trenton-Morrisville Administration and discarded outdated or unnecessary items. Continued organizing archival room in garage area for final review by finance, human resources and engineering at a later date.
- Responded to Linda Barth of D&R Canal Watch group regarding upcoming closure/detour of NJ Route 175/Upper River Road near the Scudder Falls Toll Bridge.
- Discussed with Chief Engineer Roy Little the possibility of moving NJ Route 175/Upper River Road overnight work/detours to daytime hours in light of reduced traffic due to coronavirus stay-at-home measures.
- Replenished 2018 annual reports file after printing by Kevin Barta at NH-L.
- Shared with executive staff performance artist Vermin Supreme video at NH-L walkway state line.

DELAWARE RIVER JOINT TOLL BRIDGE COMMISSION

Meeting of April 27, 2020

- Contacted DRPA spokesman Mike Williams regarding archival files discovered at T-M that pertain to his agency's predecessor body and not the DRJTBC; one document was sent to his offices via FedEx/UPS.
- Updated Commission headquarters address info on Wikipedia and contacted Google about making similar changes to their site.
- Processed photo release documents for artists Myles Cavanaugh and Karen Marchetti, who bridges images are expected to be used in the 2019 annual report.
- Reviewed TRANSCOM post/message regarding impending start of COVID-19 Cashless Tolling plan.
- Responded to Lehighvalleylive.com report Kurt Bresswein regarding follow-up question on COVID-19 cashless tolling implementation.
- Posted submitted bids PDF for Waste and Recycling Services RFB.
- Responded to New Jersey Herald reporter Bruce Scroton concerning COVID-19 cashless tolling press release distribution.
- Fixed e-mail V-card to reflect correct info for new office at Scudder Falls.
- Responded to customer inquiry on temporary COVID-19 cashless tolling.
- Reviewed 2019 news clipping packets for Commission archives and internal website.
- Took pictures of various signage at T-M toll plaza for use on COVID-19 cashless tolling page.
- Provided list of media-related responses for executive director's COVID-19 report to NJ authorities unit.

DELAWARE RIVER JOINT TOLL BRIDGE COMMISSION

Meeting of April 27, 2020

**OPERATIONS INDEX
FOR
COMMUNITY AFFAIRS**

SUBJECT	DESCRIPTION	PAGE NUMBER
Community Affairs	Status Report Month of March 2020	1

DELAWARE RIVER JOINT TOLL BRIDGE COMMISSION
Meeting of April 27, 2020

Community Affairs Report
March 2020

The following Community Affairs activities took place during March 2020:

Scudder Falls Bridge Replacement Project Public Involvement

Assisted in review and response to messages received via the Commission and Scudder Falls project websites, as appropriate. Coordinated with E-ZPass staff on responses to TOLL BY PLATE and electronic tolling procedure-related inquiries. Assisted in posting weekly construction activity notice on project website and disseminating information on various road closures and changes in traffic patterns. Assisted Communications and public involvement efforts with changes to detour maps, as requested.

Received and responded to several comments concerning overnight construction noise in early March. The overnight noise was the result of construction of a temporary trestle causeway and cofferdams for the downstream span's in-water piers. When the schedule allows, we have directed the contractor to end the noise-intensive work at 11 pm. During the first two weeks of March, it was necessary to extend the work hours into the overnight to meet a regulatory-agency-imposed restriction on river-bottom disturbance after March 15, at which time a 106-day moratorium took effect. This environmental restriction is aimed at protecting three endangered species: short-nosed sturgeon and two types of fresh-water mussels. As such, the driving of sheeting and king piles in the water was required to cease on Sunday, March 15. Daytime work on the piers is scheduled beyond that date. There also will be night-time work on the New Jersey side, but it will not be as noise-intensive.

Trenton Makes The World Takes Sign

Updated the lighting schedule to accommodate request for mental health awareness campaign in May.

Toll-Supported Bridges Approach Work

Attended pre-construction walk-through for approach work at Uhlerstown-Frenchtown, Centre Bridge-Stockton, and New Hope-Lambertville Toll Supported Bridges. Identified items needing community notification and planned outreach efforts.

Bucks County District Attorney request

Received inquiry from the Bucks County District Attorney's Office regarding cameras and license plate readers at the Morrisville facilities. Conferred with appropriate Commission officials and replied accordingly.

COVID-19 related activities

Replied to inquiries regarding closures and changes to Commission facilities, including process for temporary COVID-19 cashless tolling notices via mail.

Various Community Relations

Handled various customer and community inquiries, including noise concern on Route 202, request to visit unique rock formation along I-78, and request for information on old New Hope Delaware Bridge Company certificates.

DELAWARE RIVER JOINT TOLL BRIDGE COMMISSION

Meeting of April 27, 2020

ENGINEERING

The following Pages reflect the reports on those items assigned to the Engineering Department. Each item is reported separately and page numbered accordingly.

DELAWARE RIVER JOINT TOLL BRIDGE COMMISSION

Meeting of April 27, 2020 PROJECT STATUS REPORT

FACILITY	PM/PAM	CONTRACT DESCRIPTION	PAGE NO.
Trenton-Morrisville Toll Bridge	RJZ/RWL	Southern Operations & Maintenance Facilities Improvements <ul style="list-style-type: none"> Preliminary, Final, & Post Design Services, C-519A S. Maintenance Facility Site Demo & Environmental Remediation, TTS-737A-2 	1-2
Scudder Falls Toll Supported Bridge	KMS/RWL	Scudder Falls Bridge Replacement Project <ul style="list-style-type: none"> Final Design Services, Contract C-660A Construction Contract, T-668A 	2-4
	CTH/KMS	<ul style="list-style-type: none"> Construction Management, CM-669A 	4
	CLR/KMS	<ul style="list-style-type: none"> Construction Inspection, PA Approaches, CI-671A Construction Inspection, Main River, CI-672A 	5
	VMF/CLR/KMS	<ul style="list-style-type: none"> Construction Inspection, NJ Approaches, CI-673A 	5
	KMS/RWL	DMC Services for Construction of the SFB Project <ul style="list-style-type: none"> Oversight of Final Design, C-502A-2I 	6
	CTH/KMS	Public Involvement Services <ul style="list-style-type: none"> Design Contract, C-662A 	7
	KMS/RWL	Capital Program Management Consultant (CPMC) & Design Management Consultant (DMC) Services for the I-95/Scudder Falls Bridge Improvement Project <ul style="list-style-type: none"> CPMC Services 2018 through 2021, C-502A-1M 	7
	CAS/RWL	Commission Administration Building at Scudder Falls <ul style="list-style-type: none"> Design Contract, C-707A Construction Management, CM-707A Construction, T-707A 	8
Washington Crossing Toll Supported Bridge	WMC/RWL	Replacement <ul style="list-style-type: none"> Feasibility Study, C-715A-6 	8
	HDH/MEM	Gantry at the NJ Approach <ul style="list-style-type: none"> Replacement, T/TS-737A-001 	9
New Hope-Lambertville Toll Bridge	CTH/RWL	Salt Storage Facility <ul style="list-style-type: none"> Design, C-702B-5 Construction Management/Inspection, C-704A-1 Construction, T-611A 	9-10
	HDH/JRB/RWL	East Abutment Stone Veneer <ul style="list-style-type: none"> Study, C-704A-2 	10
Uhlerstown-Frenchtown Toll Supported Bridge	HDH/RWL	Replacement of NJ Upstream Retaining Wall <ul style="list-style-type: none"> Design, C-732A-1 	10
I-78 Toll Bridge	VMF/KMS	I-78 Pavement Rehabilitation (Joint Rehabilitation) <ul style="list-style-type: none"> Construction Contract, T/TS-734A-001 Construction Inspection, C-502A 	11
	VMF/WMC/KMS	I-78 Pavement Repair (Tractor Trailer Fire Damage) <ul style="list-style-type: none"> Construction, T/TS-734A-002 Construction Inspection, C-502A (AECOM's CPMC Contract) 	11-12

Notes: Facilities are listed South to North

The first set of initials indicate the Project Manager and the second set of initial indicate the Program Area Manager

Sr. Project Manager Legend

WMC – M. Cane

CTH – C. Harney

VMF – V. Fischer

Sr. Program Managers Legend

KMS – K. Skeels

CAS – C. Stracciolini

RJZ – R. Zakharia

RLR – R. Rash

CLR – C. Rood

DELAWARE RIVER JOINT TOLL BRIDGE COMMISSION
Meeting of April 27, 2020
PROJECT STATUS REPORT

Easton-Phillipsburg Toll Bridge	CTH/RWL	Salt Storage Facility <ul style="list-style-type: none"> • Design, C-702B-3 • Construction Management/Inspection, C-704A-3 • Construction, T-711AR 	12-13
	HDH/RWL	Critical Member Strengthening And Load Capacity Assessment Of The Us 22 Broad Street Viaduct <ul style="list-style-type: none"> • Assessment, C-732A-2 	13
District 2 and 3	RJZ/RWL	Phase 1 Toll Collection Counting Facilities <ul style="list-style-type: none"> • Preliminary, Final & Post Design Services, C-696B-1 	13-14
Multiple Facilities and/or Commission-Wide	JRB/RWL	Approach Roadway Improvements at the Centre Bridge-Stockton, New Hope-Lambertville, and Uhlerstown-Frenchtown Toll Supported Bridges <ul style="list-style-type: none"> • Design, C-715A-1 	14
	WMC/RWL	Electronic Surveillance/ Detection System <ul style="list-style-type: none"> • ESS Maintenance Contract, DB-724A 	14
	CAS/RWL	Electronic Toll Collection <ul style="list-style-type: none"> • Customer Service Center/Violation Processing Center Project, DB-584A 	15
	CAS/RWL	Traffic Count Program Upgrade <ul style="list-style-type: none"> • DR-550A 	15
	CAS/RWL	Electronic Toll Collection System Replacement <ul style="list-style-type: none"> • Design, Build, and Maintain, DB-540A • All Electronic Tolling Study, C-701A-5 • SFB All Electronic Tolling System, Installation Management, C-701A-7 	16
	WMC/RWL	Job Ordering Contracting <ul style="list-style-type: none"> • Program Manager, C-727A 	16
	HDH/MEM	General Engineering Consultant Annual Inspections <ul style="list-style-type: none"> • 2015-2018 Annual Inspections, C-684A 	17
	CAS/RWL	2015-2016 Traffic Engineering Consultant <ul style="list-style-type: none"> • C-686A 	17

Notes: Facilities are listed South to North

The first set of initials indicate the Project Manager and the second set of initial indicate the Program Area Manager

Sr. Project Manager Legend

WMC – M. Cane

CTH – C. Harney

VMF – V. Fischer

Sr. Program Managers Legend

KMS – K. Skeels

CAS – C. Stracciolini

RJZ – R. Zakharia

RLR – R. Rash

CLR – C. Rood

DELAWARE RIVER JOINT TOLL BRIDGE COMMISSION

**April 27, 2020
PROJECT STATUS REPORT**

SOUTHERN OPERATIONS & MAINTENANCE FACILITIES IMPROVEMENTS

Preliminary, Final & Post Design Services
Contract No. C-519A

This contract is for Preliminary, Final and Post-Design Services for space utilization improvements at New Hope Lambertville Toll Bridge Executive Headquarters and the demolition and reconstruction of the Trenton Morrisville Toll Bridge Administration Building as identified under a Task Order Assignment for Space Utilization Program and Concept Study.

In accordance with the Commission's February 26, 2018 Regular Monthly Commission Meeting, this Contract was awarded to Gannett Fleming, Architects Inc. (GF). Accordingly; a Notice of Award and Limited Notice to Proceed was issued to GF effective February 27, 2018.

A Kick-Off Meeting was conducted with GF on March 20, 2018, and an initial record room site visit to review and obtain existing records documents was conducted on March 27, 2018. Site visits continue to be conducted by the Consultant as further field investigation needs is determined to be necessary. GF is currently coordinating with all public utilities, completed the Boundary & Topographic surveys at Trenton Morrisville site. Consultant continues to conduct users' meeting and updating the Space Utilization Program to address the Commission's current operations and anticipated needs in the foreseeable future. A Concept Design and preliminary Phasing options were submitted and presented to the Commission on 10/28/19 with an advance Contract T-730A that will cover Trenton Morrisville's salt and fueling operation's needs. The purpose of this advance Contract T-730A is to publically bid, construct and complete the new salt operation at this location and have it fully operational for the winter of 2020-2021. This is being planned to take place prior to the demolition of the existing building together with the current salt operation. The second Contract T-519A will be publically bid to cover the construction of the balance of the Southern Operations & Maintenance needs in a multi-phased construction.

An NPDES permit Pre-Application meeting was held with Bucks County Soil Conservation on September 26th in connection with the Southern Operations Facility intended to be built at Morrisville, NPDES and Erosion & Sediment Control permits were submitted on December 4, 2019 and both approvals were obtained on March 18, 2020. In addition; GF provided a Design Development submission for T-730A on 10/31/19. A submission review meeting was conducted with GF on 11/13/19, and subsequent building systems phasing coordination meetings were conducted on 11/25/19, 12/6/19 and 12/18/19. A Pre-Final Design Submission for Contract T-730A was received on 12/19/19, and a design review meeting was conducted with the Commission on January 6, 2020. Bid Set was received on January 31, 2020 consistent with this Project's scheduled Public Bidding of February 3, 2020. Electronic Bids were received on March 5th, and the apparent Low Bidder's is being recommended for Construction Contract award at the April 27th Regular Monthly Meeting.

DELAWARE RIVER JOINT TOLL BRIDGE COMMISSION

April 27, 2020

PROJECT STATUS REPORT

In connection with Resolution No. 4076-12-18 and the new real estate property acquisition at Langhorne to house the Commission's Southern Maintenance Facility; GF completed the Boundary and Topographic Land Surveys necessary for Lot Consolidation in Bucks County, Environmental Assessment Phase I and Phase II. Screening for suspected Bog Turtles and other federally endangered species' was made on June 14th by the US Army Corp. of Engineers (ACOE) and found that the Project site is not considered a Bog Turtle Habitat. In light of these results an environmental permitting pre-application meetings were held on June 20th 2019 and January 23, 2020 with PADEP in attendance of the US Army Corps of Engineers as relates to a joint permit for wetland and storm water impact and mitigation at this Langhorne site. Also; as PADEP required pre-requisite to obtain approval of this site's NPDES permit a SHPO survey was made and a determination that there are no historic properties exist on site was obtained on March 24, 2020. In addition; ACOE conducted a survey on March 16th 2020, and determined that there are not any jurisdictional waters or wetlands on this site and ACOE biologist agreed that the pond that exist on-site is man-made and that it is not jurisdictional. Furthermore; two state identified endangered species were identified to potentially exist on-site by the Pennsylvania Natural Diversity Inventory (PNDI). The design team initiated field surveys on March 13th 2020 and field traps were placed to determine if their habitat exists within the Commission property to develop a mitigation plan.

A request for site Access Easement to Big Oak Road through PECO's neighboring property was made on November 1 2019 and is currently under their review.

Another Contract TTS-737A-2 Design Development submission was made by GF on 10/30/19 as an advanced Contract for the Langhorne Site to implement the environmental remediation as listed in the Phase II report, demolition of ten (10) existing buildings and secure the site with perimeter fencing. A submission review meeting was conducted with the Consultant on 11/13/19, and a Final Design submission for was made on 12/2/19.

SOUTHERN MAINTENANCE FACILITY

Site Demolition & Environmental Remediation

Construction

Contract No. TTS-737A-2

Advance Contract TTS-737A-2 with one of the Commission's standing Job Order Contractor RCC Builders was executed January 22, 2020, and a Pre-Construction Meeting was conducted on January 16th. A BCCD Pre-Construction Meeting was held on February 3rd 2020 upon which field activities have started. Buildings' demolition have been completed, underground and above ground storage tanks have been removed, backfill material is currently being placed. Removal of hazardous and non-hazardous waste to DEP designated dumping sites is currently near completion. Project was five (5) days short of substantial completion and ahead of schedule prior to Project suspension that was issued by the Commission on March 23, 2020 that was in accordance with the PA Governor's directive in response to the current COVID-19 Pandemic. Accordingly; all Construction activities have stopped.

DELAWARE RIVER JOINT TOLL BRIDGE COMMISSION

April 27, 2020
PROJECT STATUS REPORT

SCUDDER FALLS BRIDGE REPLACEMENT PROJECT

Final Design
Contract No. C-660A

During the February/March reporting period Michael Baker Jr., Incorporated (Baker) of Hamilton New Jersey continued their construction phase support services efforts to review and respond to various Requests for Information and submittals from the Contractor and the Construction Manager; and, attended Contract T-668A Progress Meetings, Schedule Meetings and various technical meetings involving design and field issues with the Contractor and CM/CI team.

Construction
Contract No. T-668A

Trumbull Corporation of Pittsburgh, PA (Trumbull) was awarded the Scudder Falls Bridge Replacement Construction Contract T-668A in the amount of \$396,000,000.00 at the Commission's January 30, 2017 Meeting. The Commission issued a full Notice to Proceed on March 3, 2017.

Weekly Meetings continued between the Contractor and the Commission's Project team to discuss Project schedule, progress, and planning for ongoing and/or upcoming construction activities. Trumbull continued to submit Requests for Information (RFI's) and make required project submittals throughout this reporting period for ongoing and upcoming construction activities. To date there have been a total of 858 Contractor RFIs and a total of 1,500 Contractor Submittals. Trumbull and the Construction Manager (Hill/Jacobs) have also been coordinating on the Baseline CPM Schedule progress updates.

During the February/March reporting period Trumbull continued construction in work areas extending throughout the project limits in order to complete parallel activities on the project. Traffic patterns throughout the Project remained consistent, with no major changes.

In **Pennsylvania**, during the February/March time period, construction continued on: installation of the last sound barrier near Exit 8 Route 332; embankment excavation and grading, and drainage system installation along I-295 EB and at I-295 EB entrance Ramps B and R from Taylorsville Road; began saw cutting/milling asphalt pavement along the closed portion of I-295 EB; Commission and PennDOT ITS and ESS systems/cameras installation work along with temporary (staging) and permanent highway lighting adjacent to I-295 WB; continued MSE wall construction, and pile cap construction for the new Stage 2 Delaware Canal Bridge abutments; rebar/scupper and formwork installation at the PA Pedestrian Bridge; installed drainage at the new Taylorsville Road Bridge and resumed roadway construction on Woodside Road/Taylorsville Road for the Stage WT-3 work; roadside landscaping erosion control measures at various areas; MSE wall construction at Wall PA-A at the I-295 Entrance Ramp B towards NJ; and, remaining punch list and extra items of work for the Bridge Monitor/All Electronic Toll (BM/AET) Building.

DELAWARE RIVER JOINT TOLL BRIDGE COMMISSION

April 27, 2020 PROJECT STATUS REPORT

On the **Main River Bridge (MRB)**, during the February/March period, the downstream MRB structure construction continued on: MSE abutment wall and pile cap construction for abutment No. 2 in NJ; Pier No. 6 in NJ with the pouring of the pier columns and pier cap construction; the footing concrete cure and concrete form removal for Pier No. 5 in NJ; in-water work including trestle/finger installation in PA, and trestle/finger removal in NJ to meet the March 15th in-water work deadline; cofferdam installation at Pier No. 2 and Pier No. 3 in PA; demolition of existing MRB Pier No. 7 and Pier No. 8, which were completed; and, demolition of one of two spans, Span 5, of the remaining steel of the existing MRB. The contractor also began assembling the frame for the Pier No. 1 cofferdam.

In **New Jersey**, during the February/March period, construction continued on: the ITS and highway lighting conduit/junction box installation at various locations; grading and drainage pipe installation along the I-295 median and the Route 29 interchange; and, the installation of the drilled foundation shafts and lagging for the retaining walls adjacent to the I-295 SB entrance Ramp M from NJ Route 175; resumed work at the Main Approach Bridge (MAB) carrying I-295 traffic over Route 175, Delaware & Raritan Canal, and Route 29 NB, with the MSE Wall at Abutment No. 1 and for Pier No. 1; drilled foundations for sign structures and installed piles for Abutment No. 1 of the NJ Pedestrian Bridge; and resumed excavation for Drainage Basin No. 2. The Route 29 NB traffic diversion through the roundabouts - required for deep-cut drainage installation, and all associated work, was completed. And, the NJ Route 29 SB traffic diversion through the roundabouts - required for MRB, NJ Ped-Bike path approach and Route 29 SB re-construction was implemented on February 28th.

Construction Management
Contract No. CM-669A

At the October 31, 2016 Commissioners Meeting, the Commission awarded Contract No. CM-669A, Construction Management Services for the Scudder Falls Bridge Replacement project to Hill International (Hill) of Philadelphia, PA for an amount not-to-exceed \$25,015,066.98. Hill was provided with Notice of Award and Limited Notice to proceed on November 2, 2016. Hill was then issued a Full Notice to Proceed on January 31, 2017, in parallel with the award of the Scudder Falls Bridge Replacement Contract T-668A at the same meeting.

The Hill team continues to supply construction management personnel as necessary, monitor Trumbull's performance and progress, conduct bi-weekly progress meetings, oversee and coordinate the three (3) construction inspection firms, perform utility coordination in NJ & PA, perform schedule reviews, conduct bi-weekly scheduling meetings, maintain document control, perform health and safety inspections, adjust project staffing as required, address material testing and inspection plan requirements, prepare monthly contractor invoices and manage overall project budget.

DELAWARE RIVER JOINT TOLL BRIDGE COMMISSION

April 27, 2020 PROJECT STATUS REPORT

Construction Inspection of the Pennsylvania Approach Contract No. CI-671A

This Contract is for Construction Inspection (CI) Professional Services for the PA Approach Roadway Improvements portion of the Scudder Falls Bridge Replacement Project, Contract T-668A. TRC Engineers, Inc. (TRC) of Plymouth Meeting, PA was awarded this contract at the February 27, 2017 Commissioners' Meeting; and issued a full Notice to Proceed effective March 29, 2017.

During this reporting period TRC continued providing four (4) full-time inspectors for inspection of the work on the Pennsylvania Approach Roadway portion of the Project, with all inspectors working under the supervision of the Construction Manager. Additional Inspectors will be provided as the need arises based on the Contractor's schedule.

Construction Inspection of the Main River Bridge Contract No. CI-672A

This Contract is for Construction Inspection (CI) Professional Services for the Main River Bridge portion of the Scudder Falls Bridge Replacement Project, Contract T-668A. WSP/Parsons Brinckerhoff, Incorporated (PB) of Lawrenceville, NJ was awarded this contract at the February 27, 2017 Commissioners' Meeting; and issued a full Notice to Proceed effective March 22, 2017.

During this reporting period PB continued to provide five (5) full time inspectors for inspection of the work on the Main River Bridge portion of the Project with all inspectors working under the supervision of the Construction Manager. Additional Inspectors will be provided as the need arises based on the Contractor's schedule.

Construction Inspection of New Jersey Approach Contract No. CI-673A

This Contract is for Construction Inspection (CI) Professional Services for the NJ Approach Roadway Improvements portion of the Scudder Falls Bridge Replacement Project, Contract T-668A. Gannett Fleming, Inc. (GF) of South Plainfield, NJ was awarded this contract at the February 27, 2017 Commissioners' Meeting and issued a full Notice to Proceed effective March 29, 2017.

During this reporting period GF continued to maintain the contract's full complement of five (5) inspectors to provide inspection and material testing for work on the New Jersey approach portion of this project under the supervision of the Construction Manager. Two of the current five inspectors are from GF's IBE sub-consultant, Churchill Consulting Engineers.

DELAWARE RIVER JOINT TOLL BRIDGE COMMISSION

April 27, 2020
PROJECT STATUS REPORT

DESIGN MANAGEMENT CONSULTANT SERVICES T-668A CONSTRUCTION

Task Order Assignment No. C-502A-2I

AECOM is providing DMC services during the construction of the Scudder Falls Bridge Replacement Project, Contract T-668A, under this Task Order Assignment, which began on April 1, 2017. The DMC Services include support to the Commission in the following:

Environmental Agency Coordination – Continuous services providing Project-wide assistance with environmental activities including agency site visits; contractor inquiries associated with existing permits obtained by the Commission; and, monitoring and implementation of existing environmental mitigation stipulations associated with pre-construction project permits and agency agreements.

Environmental Permitting – During the February/March time period AECOM reviewed and responded to questions concerning the environmental permits issued for the Project.

Environmental Monitoring Services – Continuous services throughout construction to meet project permit requirements. Services performed during this reporting period included weekly peregrine falcon monitoring by AECOM, and weekly monitoring of the project site for compliance with environmental storm water management requirements by AECOM sub-consultant ACT Engineers. Weekly Water Temperature Monitoring and Water Quality Monitoring within the Delaware River also began with the start of the in-water restriction period on March 15th.

Contracts C-660A and T-668A Progress Support - DMC services during this reporting period included participation in the work flow for review and distribution of the contractor's submittals and requests for information (RFI) for review and responses to same; ongoing coordination with the Baker Team to expedite RFI and contractor submittal responses to meet project schedules; design and/or construction issue trouble-shooting and resolution support with involvement in the various technical issues meetings with the CM and the Contractor; ongoing utility relocation work and existing facility interface coordination support; liaison to the Commission Operations, Public Safety Bridge Security, and Purchasing Departments for maintenance of the existing equipment and other roadway appurtenances within the SFB Project construction zone; and, required coordination to facilitate outside parties interface with the project such as utility companies, adjacent municipalities, and State DOT's.

CI Contract Administration – AECOM staff serve as Project Managers for the three (3) Construction Inspection (CI) contracts associated with the Scudder Falls Bridge project. This includes coordination with the CI firms for the supplying of inspectors to the project as requested by the Construction Manager; and, administration of the CI contracts and address any contractual needs.

DELAWARE RIVER JOINT TOLL BRIDGE COMMISSION

April 27, 2020

PROJECT STATUS REPORT PUBLIC INVOLVEMENT SERVICES Final Design Services Contract No. C-662A

McCormick Taylor, Inc. (MT) was awarded this Public Involvement (PI) Contract at the Commission's September 28, 2015 Meeting, and issued Notice to Proceed effective October 29, 2015. MT's public involvement effort focuses on regularly communicating project activities to officials, stakeholders and the public, as well as informing motorists of near-term construction stage travel implications, performing public involvement initiatives and market research activities and development of discussion guides and analysis related the implementation of the new toll, and payment options related to All-Electronic Tolling. MT has finalized a new project specific logo and has created a new project specific website that went live on October 4, 2018. MT submitted a revised public involvement toll-implementation strategy and timeline to Commission staff for application and roll-out. MT continues to monitor the toll-free information line calls, compiling and responding to calls as well as project specific e-mails related to construction and toll implementation.

CAPITAL PROGRAM MANAGEMENT CONSULTANT (CPMC) & DESIGN MANGEMENT CONSULTANT (DMC) SERVICES FOR THE I-95/SCUDDER FALLS BRIDGE IMPROVEMENT PROJECT

CPMC SERVICES – 2018 THROUGH 2021 Task Order Assignment No. C-502A-1M

Task Order Assignment 502A-1M, Capital Program Management Consultant (CPMC) Services for 2018 through 2021 began in April 2018. AECOM is currently providing two (2) part-time Project Managers to oversee and administer various design and construction projects that are being advanced in the Capital Improvement Program. During this reporting period, CPMC Staff continued to provide the management and oversight of punch-list and close-out items for Construction Contract T-707A for the New Commission Administration Building and CM/CI Contract CM-707A; field oversight of the Job Order Contract for the repairs of the I-78 roadway pavement resulting from a truck fire in early December of 2019; and, field oversight of the Job Order Contract for the new Southern Maintenance Facility Site Demolition and Remediation work.

DELAWARE RIVER JOINT TOLL BRIDGE COMMISSION

**April 27, 2020
PROJECT STATUS REPORT**

COMMISSION ADMINISTRATION BUILDING AT SCUDDER FALLS

**Design
Contract No. C-707A**

The design team attended monthly project closeout meetings as needed, reviewed submittals, responded to request for information from the contractor and inspected completed work from the project punch-list.

**Construction Management
Contract No. CM-707A**

Joseph Jingoli & Son, Inc. facilitated the monthly project closeout meetings and various field meeting as needed for the project. Jingoli continues to complete document processing that includes receiving and distributing project submittals, requests for information from the contractor and project punch lists. Staff from the construction manager includes the Project Manager and he is on site as needed as field work by the contractor occurs. Additionally, Jingoli continues to inspect completed work from the project punch-list.

**Construction
Contract No. T-707A**

Project closeout items were submitted by the contractor and are being reviewed by the project team. Bracy Construction is completing items on the punch list.

WASHINGTON CROSSING TOLL-SUPPORTED BRIDGE

**WASHINGTON CROSSING BRIDGE REPLACEMENT FEASIBILITY STUDY
Contract No. C-715A-6**

The study expanded upon previously identified alternatives and developed additional alternatives involving realignment and profile adjustments. Commission staff is currently reviewing the 'road map' developed by Pennoni Associates for advancing the project.

DELAWARE RIVER JOINT TOLL BRIDGE COMMISSION

April 27, 2020 PROJECT STATUS REPORT

REPLACEMENT OF GANTRY AT THE NJ APPROACH T/TS-737A-001

The sign structure previously at the east approach to the WCTSB was removed in the spring of 2018 after sustaining collision damage. A functioning sign structure is located at the west approach of the bridge. The bridge is currently posted for a 3 Ton weight limit, an 8'-0" vertical clearance and a 6'-6" horizontal clearance. This Job Order contract with RCC Builders is to replace the gantry at the New Jersey -east- approach, for the purpose of supporting clearance bars and electronic surveillance equipment as well as displaying several regulatory and warning signs. NTP was given 3/30/2020.

NEW HOPE-LAMBERTVILLE TOLL BRIDGE

SALT STORAGE FACILITY - DESIGN Task Order Assignment No. C-702B-5

IH Engineers was issued Notice to Proceed effective August 21, 2018. A project kick-off meeting was held with IH on August 29, 2018 with operations and supervisory staff in attendance. This Task Order Assignment is to perform final design for constructing a new salt storage facility to meet the needs at NH-L Toll Bridge and to be constructed adjacent to the existing barn/salt storage building.

The designer submitted final bid documents on January 25, 2019 and the construction project was awarded at the March 25, 2019 Commissioners Meeting. IH is currently performing post-design/post-award services as necessary to assist with project closeout.

SALT STORAGE FACILITY – CM/CI Task Order Assignment No. C-704A-1

Greenman-Pedersen, Inc. (GPI) was issued Notice to Proceed effective April 1, 2019. A project kick-off meeting was held with GPI on April 3, 2019 with operations and supervisory staff in attendance. GPI will provide a part time Project Manager, full time Resident Engineer/Inspector and part time Scheduler throughout the duration of this task order assignment. GPI attended a kick-off meeting with the contractor (Magnum), conducted job progress meetings and performing construction management, inspection and project closeout activities.

DELAWARE RIVER JOINT TOLL BRIDGE COMMISSION

April 27, 2020 PROJECT STATUS REPORT

SALT STORAGE FACILITY - CONSTRUCTION Contract No. T-611A

At the March 25, 2019 Commissioners Meeting, the Commission awarded Contract No. T-611A, New Hope-Lambertville Toll Bridge Salt Storage Building to Magnum Inc. of Warminster, PA for an amount not-to-exceed \$1,439,584.00. Magnum was provided with Notice of Award/Limited Notice to proceed on March 26, 2019 and a full Notice-to-Proceed was given on April 24, 2019. A kick-off meeting was scheduled with Magnum on May 3, 2019. Magnum has achieved substantial completion. A few weather sensitive tasks will be completed in the spring of 2020.

NEW HOPE-LAMBERTVILLE TOLL BRIDGE STONE VENEER C-704A-2

At the end of March the breakdown of a section of the stone veneer at the east abutment of the New Hope – Lambertville Toll Bridge (Route 202) was discovered under an existing task order agreement. GPI Inc. was given the task to investigate the cause, and determine a solution for the issue. The consultant was given Notice to Proceed on 4/29/2019. The consultant went out in the field on 5/15 and 5/16/19 to access the condition of the stone veneer at both abutments of the NH-L Toll Bridge. A preliminary report was received June 7th, 2019. Report was finalized 7/15/2019. Preliminary design/repair documents received 8/9/2019, and reviewed by 8/23/19. Revisions to design documents received electronically on 9/13/2019. Anticipate the repairs to go to a JOC and initiate spring 2020.

UHLERSTOWN-FRENCHTOWN TOLL SUPPORTED BRIDGE REPLACEMENT OF NJ UPSTREAM RETAINING WALL C-732A-1

The stone masonry retaining wall to the north of the Bridge Monitor Shelter in Frenchtown is deteriorated and in need of replacement. Arora and Associates, P.C. has been given the task to design a new retaining wall that would keep the appearance of the existing wall in mind. Arora was given Notice To Proceed on 8/16/2019. A Preliminary Design submission has been received 9/4/2019. Upon review by the Commission, the consultant has been asked to provide an additional design option, which would include acquiring additional property. Consultant provided additional Engineer's estimate on 10/17/2019. Since the replacement of the wall is hampered by the location of the property line, a meeting is being set up with Frenchtown Borough, owner of the adjacent property, to discuss easement. Meeting with Mayor of Frenchtown on 12/20/2019 regarding construction.

DELAWARE RIVER JOINT TOLL BRIDGE COMMISSION

April 27, 2020
PROJECT STATUS REPORT

I-78 PAVEMENT REHABILITATION (JOINT REHABILITATION)

Construction
JOC Contract No. T/TS-734A-001

The I-78 roadway repairs for this first JOC contract were completed, including all punch-list work, in November 2019. The Commission processed the fourth and final invoice, received the maintenance bond and prepared project closeout documents.

Construction Inspection
Contract No. C-502A (AECOM's CPMC Contract)

Construction Inspection for this first JOC contract was provided by AECOM through their CPMC contract. AECOM worked under the Construction Manager, Gordian, who is the firm managing the overall JOC contract. The roadway repairs were completed including punch-list work in November 2019 and AECOM worked with Gordian and the Commission to closeout this first JOC contract. A JOC supplemental adjustment was developed by Gordian and signed by the Mount to reflect the final contract quantities and costs.

I-78 PAVEMENT REPAIR (TRACTOR TRAILER FIRE DAMAGE)

Construction
JOC Contract No. T/TS-734A-002

An emergent repair was deemed necessary to mill and pave a small section of I-78 that sustained damage from a tractor trailer fire on December 4, 2019. This work would be completed under the Commission's T/TS-734A JOC North Contract by Mount Construction Company, Inc. (Mount)

The emergency repair work for this second JOC contract included milling/paving 367 SY of damaged pavement across all three westbound lanes and the left shoulder and temporary striping near mile marker 2.2 and was completed in December 2019. The permanent striping and installation of 60 feet of rumble strip was completed on March 24, 2020, completing the remaining items of work for this contract.

DELAWARE RIVER JOINT TOLL BRIDGE COMMISSION

April 27, 2020 PROJECT STATUS REPORT

Construction Inspection
Contract No. C-502A (AECOM's CPMC Contract)

Construction Inspection for this second JOC contract was provided by AECOM through their CPMC contract, working under the Construction Manager, Gordian. Due to the emergent nature of this repair, the work was performed prior to receiving Mount's cost estimate, thus necessitating the need to track the work via force account to substantiate the cost proposal. The repair work was completed in December and the permanent striping and rumble strip work was completed on March 24, 2020. During this reporting period, AECOM worked with Mount, Gordian and the Commission to finalize the Mount's cost proposal.

EASTON-PHILLIPSBURG TOLL BRIDGE

SALT STORAGE FACILITY - DESIGN
Task Order Assignment No. C-702B-3

IH Engineers was issued Notice to Proceed effective February 16, 2018. A project kick-off meeting was held with IH on the same date. This Task Order Assignment is to perform final design for constructing a new salt storage facility to meet the needs at E-P Toll Bridge.

IH provided revised/updated final design construction bid documents to the Commission and bids were received on March 28, 2019 and the construction project was awarded at the April 29, 2019 Commissioners Meeting. IH is currently providing post-design/post-award services as necessary to assist with project closeout.

CM/CI
Task Order Assignment No. C-704A-3

Greenman-Pedersen, Inc. (GPI) was issued Notice to Proceed effective May 24, 2019. A project kick-off meeting was held with GPI on June 12, 2019 with operations and supervisory staff in attendance. GPI will provide a part time Project Manager, full time Resident Engineer/Inspector and part time Scheduler throughout the duration of this task order assignment. GPI attended a kick-off meeting with the contractor (Bracy), conducted job progress meetings and is currently performing construction management, inspection and project closeout activities.

DELAWARE RIVER JOINT TOLL BRIDGE COMMISSION

April 27, 2020 PROJECT STATUS REPORT

Construction
Contract No. T-711AR

At the April 29, 2019 Commissioners Meeting, the Commission awarded Contract No. T-711AR, Easton-Phillipsburg Toll Bridge Salt Storage Building to Bracy Construction, Inc. of Allentown, PA for an amount not-to-exceed \$1,711,600.00. Bracy was provided with Notice of Award/Limited Notice to proceed on April 30, 2019 and a full Notice-to-Proceed was given on June 4, 2019. A kick-off meeting was scheduled with Bracy on June 12, 2019. Bracy has achieved substantial completion. A few weather sensitive items will be completed in the spring of 2020.

CRITICAL MEMBER STRENGTHENING AND LOAD CAPACITY ASSESSMENT OF THE US 22 BROAD STREET VIADUCT C-732A-2

Arora and Associates, P.C. to perform a load capacity assessment of the Broad Street Viaduct, a NJ approach structure to the Easton Phillipsburg Toll Bridge. This load rating assessment will include Specialized Hauling Vehicles (SHVs) and Emergency Vehicles EVs in accordance with the FHWA directives mandated by MAP21 and Fast Act. Notice to Proceed on 9/23/2019. Preliminary Load Rating report received for review on 10/28/2019. Load Rating has been reviewed, and comments sent to the Consultant on 11/21/2019. Meeting with Consultant regarding Preliminary proposal on 12/13/2019. Revised Load Rating report received on 12/24/2019. Requested Consultant to evaluate the steel truss at the west abutment on 1/3/2019. Final sealed and signed report received on 3/9/2020, and accepted by Engineering. Final invoice received on 3/27/2020.

DISTRICT 2 AND 3

PHASE 1 TOLL COLLECTION COUNTING FACILITIES

Preliminary, Final & Post Design Services
Task Order Assignment No. C-696B-1

Utilizing the Commission standing Consulting Engineer Task Order Agreement with French & Parrello Associates (FPA), this Task Order Assignment is to obtain engineering preliminary, final, and post design services to support the Commission needs for Toll Counting facilities at I-78, Easton Philipsburg, and Delaware Water Gap Toll Bridge Facilities.

As a part of a fast track implementation plan, Kick-Off Meeting was conducted with FPA on October 20, 2016, at which time the Consultant provided pre-schematic design sketches to expedite Commission's input on the same. The Consultant collected Project related record documents after this meeting, conducted site visits on October 25th at all three locations. Schematic Design Submission was received on November 9th, 2016 and a submission review meeting was held on November 14th sharing the Commission's comments with the Consultant.

DELAWARE RIVER JOINT TOLL BRIDGE COMMISSION

April 27, 2020

PROJECT STATUS REPORT

Final Design Submission was received December 30, 2016 and a design submission review meeting was conducted on January 9, 2017 and revised documents were received January 19, 2017.

APPROACH ROADWAY IMPROVEMENTS AT THE CENTRE BRIDGE – STOCKTON, NEW HOPE – LAMBERTVILLE, AND UHLERSTOWN – FRENCHTOWN TOLL-SUPPORTED BRIDGES

Design

Task Order Assignment No. C-715A-1

Under this Task Order Assignment (TOA) the Consultant, Pennoni, Inc. (Pennoni), is providing professional services for the design of approach roadway improvements at the Centre Bridge – Stockton, New Hope – Lambertville, and Uhlerstown – Frenchtown Toll-Supported Bridges. Improvements include select roadway repaving, re-striping, three (3) ADA ramps, replacement of six (6) inlets, curbing repair and patching/coating of a retaining wall.

Notice to proceed was given on September 25, 2017. Final plans and specifications are ready awaiting construction under the Job Order Contracting Program. A Job Order Request form has been sent to Mount Construction and a pre-proposal on-site meeting was held on March 10, 2020. Pennoni is performing post-design services when necessary.

ELECTRONIC SURVEILLANCE / DETECTION SYSTEM ESS MAINTENANCE CONTRACT Contract No. DB-724A

Schneider Electric Building Americas, Inc. continued to provide maintenance services in support of the Electronic Surveillance / Detection System under the direction of the Commission's Public Safety and Bridge Security, who operate the system from the Primary Control Center located at the New Jersey State Police's Regional Operation and Information Center (ROIC) in West Trenton, New Jersey.

DELAWARE RIVER JOINT TOLL BRIDGE COMMISSION

**April 27, 2020
PROJECT STATUS REPORT**

ELECTRONIC TOLL COLLECTION CUSTOMER SERVICE CENTER/VIOLATION PROCESSING CENTER PROJECT Contract No. DB-584

The new NJ Customer Service Center (CSC) is live and transactions for the Scudder Falls Bridge are being processed. The New Jersey Turnpike Authority (NJTA), as the lead agency, is facilitating all meetings with the other agencies and Conduent to manage the implementation of outstanding system elements.

Commission staff is working with Conduent on the installation of a communication circuit into the data room at the Scudder Falls Administration Building. The circuit will connect to the relocated toll host, once it is moved to the data center.

Commission staff worked with Conduent and the other agencies that participate in the NJ CSC to revise the violation process to eliminate the administration fee for all first level violation notices. The Commission suspended cash collection within the toll lanes in response to the Coronavirus, therefore all cash customers will be toll by license plate and will receive a first level toll invoice with no administration fees.

TRAFFIC COUNT PROGRAM UPGRADE Contract No. DR-550A

A Purchase Order was issued to Signal Service, Inc., West Chester, PA for the traffic counters, server and additional materials. Signal Service is a member of the Pennsylvania Department of General Services COSTARS Program (Cooperative Purchasing Contract No. 4400012659). The COSTARS Program sets the pricing for the traffic counters, auxiliary equipment, and software to be purchased.

As the Commission expanded its wide area network (WAN) to the toll supported bridges, the traffic counters were all transitioned from the cellular modems to the WAN for the transmission of data. Commission staff is working with Signal Service to transition the counters for the free direction of the Toll Bridges from cellular modems to the WAN.

DELAWARE RIVER JOINT TOLL BRIDGE COMMISSION

April 27, 2020

PROJECT STATUS REPORT

ELECTRONIC TOLL COLLECTION SYSTEM REPLACEMENT DESIGN, BUILD AND MAINTAIN Contract No. DB-540A

Commission staff is working with TransCore to relocate the system-wide toll host from Morrisville to data center at the Administration Building at Scudder Falls. TransCore released a new software build for the toll system.

Kapsch is completing a review of all transponder readers used at all Commission toll plazas. After completing the review, a list of recommended tuning adjustments will be presented for our consideration and implementation.

TransCore revised the messages for the LED toll plaza canopy signs to assist with the cash collection suspension in response to the Coronavirus.

Commission Staff and TransCore meet monthly to review and discuss system operational and maintenance items. A weekly call also takes place to briefly review system maintenance items for the week.

ELECTRONIC TOLL COLLECTION / TOLLING TASK ORDER CONSULTANT

ALL ELECTRONIC TOLLING STUDY Task Order Assignment No. C-701A-5

This task order assignment will be closed out once all invoicing is complete.

SCUDDER FALLS BRIDGE ALL ELECTRONIC TOLLING SYSTEM INSTALLATION MANAGEMENT Task Order Assignment No. C-701A-7

There was not activity on this Task Order Assignment.

JOB ORDER CONTRACTING

JOB ORDER CONTRACTING PROGRAM MANAGER Contract No. C-727A

Gordian Group's activities included providing program management services in support of individual job orders.

DELAWARE RIVER JOINT TOLL BRIDGE COMMISSION

**April 27, 2020
PROJECT STATUS REPORT**

GENERAL ENGINEERING CONSULTANT 2015-2020 ANNUAL INSPECTIONS C-684A

As the Commission's General Engineering Consultant (GEC), Van Cleef Engineering Associates, LLC, (formerly Cherry, Weber & Associates) (VCEA) is providing Annual Inspection Services for the Toll-Supported Bridges in 2016. VCEA was provided with Notice to Proceed on March 23, 2015. On November 21, 2016, the Commission, via Resolution 3090-11-16, extended VCEA's contract to perform GEC services and inspections in 2017 & 2018. On November 19, 2018, the Commission, via Resolution 4045-10-18, extended VCEA's contract to perform GEC services and inspections in 2019 & 2020, the second and final of two 2-year optional extensions in the original contract.

The Final Draft 2019 Annual Inspection Report has been finalized and is being submitted to the Commission for acceptance at the April 2020 Commission Meeting.

A kick-off meeting was held on February 26 for the 2020 Toll-Supported Bridge (TSB) Inspections at the I-78 Toll Bridge Maintenance Garage and attended by representatives from Central and South Regional Maintenance, the Deputy Director of Maintenance, Engineering, the Deputy Executive Director of Operations and VCEA.

Inspections were scheduled to begin in late March at multiple toll-supported bridges. Due to the COVID-19 pandemic, and following guidelines from PennDOT and NJDOT, the TSB inspections due in March were pushed back into April. Inspections are scheduled to start the week of April 6, 2020.

2015-2016 TRAFFIC ENGINEERING CONSULTANT Contract No. C-686A

Commission staff processed the invoice from Pennoni Engineers for the preparation of the report.

DELAWARE RIVER JOINT TOLL BRIDGE COMMISSION

Meeting of April 27, 2020

OPERATIONS

The following Pages reflect the reports on those items assigned to the Operations Department. Each item is reported separately and page numbered accordingly.

DELAWARE RIVER JOINT TOLL BRIDGE COMMISSION
Meeting of April 27, 2020

OPERATIONS INDEX
FOR
PUBLIC SAFETY & BRIDGE SECURITY

SUBJECT	DESCRIPTION	PAGE NUMBER
Public Safety & Bridge Security	Status Reports Month of March 2020	1-21

DELAWARE RIVER JOINT TOLL BRIDGE COMMISSION

April 27, 2020

PUBLIC SAFETY AND BRIDGE SECURITY MONTH OF March 2020

The below-listed items represent meetings, communications, tasks, and projects involving the Public Safety and Bridge Security Department:

Radio System

- During the month of March 2020, Public Safety and Bridge Security (PSBS) personnel, along with the NJ State Police and Motorola have continued working with personnel who manage the Stockton Tower to prepare for the extension of the Stockton Tower and installation of radio equipment. Currently we are waiting for a Purchase Order from Purchasing to American Towers.
- PSBS received new mobile radios for the new Commission vehicles ordered to replace those taken out of service or reassigned.
- PSBS personnel alone, and in conjunction with the New Jersey State Police investigated various other DRJTBC radio issues both during and after normal working hours. Currently PSBS is working with Motorola and the New Jersey State Police to correct an issue with the Motorola software that is adversely affecting some of our new radio installations.
- PSBS personnel continue to work with the Regions and IT to update the Maximo radio inventory database.

Access Control System

- At the request of Auditing, temporary badges were assigned to an outside auditing team visiting the Commission in March.
- During the month of March 2020, the ACS database was audited and pictures were updated for employees and contractor cards. Various other employee ACS rights were updated and/or changed at the request of supervisors. New badges were print for those without Essential Employee designation.
- Various door alarms and ACS issues were addressed both during and after normal working hours.

Public Safety & Bridge Security

- During the Month of March, PSBS took steps to social distance the PCC by standing up the SCC at NHLTB and reducing the staffing numbers.

DELAWARE RIVER JOINT TOLL BRIDGE COMMISSION

April 27, 2020

PUBLIC SAFETY AND BRIDGE SECURITY MONTH OF March 2020

- During the Month of March, PSBS took steps to social distance staff by using UBE TSB for central region AC's, TM TB for Southern region AC's.
- During the month of March 2020, PSBS developed and implemented the Alternate Work Procedures for the COVID-19 pandemic
- During the month of March 2020, PSBS personnel suspended work with Schneider Electric on various new Capital Projects, pending projects and current construction projects due to the COVID-19 pandemic.
- During the month of March 2020, PSBS staff began using the Rave mass notification system.
- PSBS personnel reviewed and purged the ESS video storage database that contains copies of videos requested by DRJTBC personnel and outside agencies.
- PSBS personnel worked during and after normal working hours on numerous issues and problems raised by Commission members.
- The PSBS Primary & Secondary Control Center (PCC, SCC) continues to operate 24/7 and detected, documented, and assisted the Regional bridges with various emergencies, traffic, and security related incidents.
- During the month of March 2020, PSBS personnel worked with several police departments and DRJTBC personnel on various inquiries and investigations. As a result, PSBS personnel investigated and processed thirteen video requests. Please see the attached "ESS Request Video Report" for a summary of information on each request.
- During the month of March 2020, PSBS suspended worked with signal services to install an oversized vehicle detection radar system at Riegelsville due to the COVID-19 pandemic.
- During the Month of March 2020, PSBS personnel worked with Signal services to install the wireless signal light control at Washington's crossing.
- During the month of March2020, PSBS personnel worked with Engineering and Maintenance to install "Narrow Bridge" signs at the Uhlerstown-Frenchtown, Riegelsville, Washington Crossing and Riverton-Belvidere Toll Supported Bridges.

DELAWARE RIVER JOINT TOLL BRIDGE COMMISSION
April 27, 2020

PUBLIC SAFETY AND BRIDGE SECURITY
MONTH OF March 2020

- PSBS is also in the process of reviewing the current weight restricted signage at various toll supported bridges and is working with Engineering to install lighted LED signage where possible.

Miscellaneous

- On March 5th 2020, PSBS held the RAVE Kickoff Meeting
- On March 10th 2020, PSBS Staff attended the Coronavirus Update Meetings. Meetings took place each Tuesday and Thursday in March
- On March 13th 2020, PSBS Staff attended the PSBS Coronavirus Staff meeting. Meetings took place each Monday, Wednesday and Friday in March
- During the month of March 2020 PSBS staff worked on updating the Commission's COP-E Plan regarding the Coronavirus pandemic.



ESS Request Video

Report Run Date: 3/31/2020

Report Month: 3/1/2020- 3/31/2020

ID	Request Date	Request_Agency	Requestor	Location	Incident Type	DRJTBC Requestor
2356	3/1/20	DRJTBC	Nicholas Knechel	PC	Motor Vehicle Accident	Nicholas Knechel
2357	3/5/20	DRJTBC	Nicholas Knechel	TM	Motor Vehicle Accident	Nicholas Knechel
2358	3/5/20	DRJTBC	Matt Skrebel	EP	Motor Vehicle Accident	Matt Skrebel
2359	3/6/20	Drijtbc	M. Wahl	Washington Crossing	Motor Vehicle Accident	Michael Wahl
2361	3/9/20	NJSP Hope	Tpr. Bruno #7728	Riverton-Belvidere	Burglary	Matt Skrebel
2363	3/12/20	Drijtbc	M. Wahl	TM	Bridge Jumper	Michael Wahl
2364	3/12/20	DRJTBC	Matt Pisciotto	Scudder Falls	Motor Vehicle Accident	Matt Skrebel
2365	3/12/20	NJSP	Det Sgt Hamlin	NHL-TS	Police Investigation	Kevin Clark
2367	3/21/20	DRJTBC	León	Scudder Falls	Motor Vehicle Accident	Ariel Leon
2368	3/22/20	PSP Belfast	Tpr. Jason T. Flowers	EP	Police Investigation	Michael Wahl
2369	3/24/20	DRJTBC	M. Jones	TM	Motor Vehicle Accident	Matt Jones
2370	3/25/20	DRJTBC	Nicholas Knechel	TM	Hit & Run MVA	Nicholas Knechel
2371	3/30/20	DRJTBC	A. León	I78	Motor Vehicle Accident	Ariel Leon
Total for Month:		13				

FEBRUARY 2020

Bridges	N/R Accidents		Traffic Accidents		Motorist Assists		Other	
	NJ	PA	NJ	PA	NJ	PA	NJ	PA
Milford-Montague 40	0	0	0	0	0	0	6	0
Delaware Water Gap 41	0	0	4	0	3	2	76	0
Portland Pedestrian 42	0	0	0	0	0	0	0	0
Portland – Columbia 43	0	0	0	0	0	0	0	0
Riverton – Belvidere 44	0	0	0	0	0	0	8	0
Rt 22 EP 45	0	0	1	0	1	1	108	0
Northampton St 46	0	1	1	0	0	0	34	0
I-78 47	0	1	8	1	18	8	90	0
Riegelsville 48	0	0	0	0	0	0	0	0
Upper Black Eddy Milford 49	0	0	0	0	0	0	3	0
Uhlerstown Frenchtown 50	0	0	0	0	0	0	14	0
Lumberville Raven Rock 51	0	0	0	0	0	0	0	0
Centre Bridge Stockton 52	0	0	0	0	0	0	0	0
New Hope Lambertville Toll 53	0	0	0	0	0	0	0	0
New Hope Lambertville 54	0	0	0	0	0	0	24	0
Washington Crossing 55	0	0	0	0	0	0	0	0
Scudder Falls 56	0	0	0	0	0	0	5	0
Calhoun St 57	0	0	1	0	0	0	1	0
Lower Trenton 58	0	0	1	1	0	0	0	0
Morrisville Trenton 59	0	5	1	2	0	3	1	0

	Citations	Warnings	Security Checks
New Jersey State Police	219	114	674
Pennsylvania State Police	51	25	478

March 2020 Overweight Crossings-Central Region

3/31/2020

Bridge	Total Turnarounds	Total Overweights	Total Manned	Total Unmanned	NJSP Response	Summons Issued	Warnings Issued	PSP Response	Citations Issued	Warnings Issued2	Local Police Response	No Response Requested
Riverton-Belvidere	45	8	1	7	7	7	0	0	0	0	1	0
Northampton St.	371	3	3	0	2	1	1	0	0	0	0	0
Riegelsville	103	0	0	0	0	0	0	0	0	0	0	0
Uhlertown - Frenchtown	57	6	0	6	6	5	1	0	0	0	0	0
March Totals	576	17	4	13	15	13	2	0	0	0	1	0
Bridge	Total Turnarounds	Total Overweights	Total Manned	Total Unmanned	NJSP Response	Summons Issued	Warnings Issued	PSP Response	Citations Issued	Warnings Issued	Local Police Response	No Response Requested
Riverton-Belvidere	162	18	4	14	14	12	4	0	0	0	10	3
Northampton St.	1079	5	5	0	3	2	1	1	0	1	0	0
Riegelsville	297	2	1	1	2	2	0	0	0	0	0	0
Uhlertown - Frenchtown	180	9	1	8	8	6	3	1	1	1	1	1
Year to Date Totals	1718	34	11	23	27	22	8	2	1	2	11	4

March 2020 Overweight Crossings-Southern Region

3/31/2020

Bridge	Total Turnarounds	Total Overweights	Total Manned	Total Unmanned	NJSP Response	Summons Issued	Warnings Issued	PSP Response	Citations Issued	Warnings Issued2	Local Police Response	No Response Requested
Lower Trenton	8	23	0	23	0	0	0	23	11	12	0	0
Calhoun Street	31	2	2	0	1	1	0	1	0	1	0	0
Washington Crossing	104	1	1	0	0	0	0	1	0	1	0	0
New Hope	69	3	3	0	2	1	1	1	1	0	0	0
Lambertville	6	2	0	2	2	0	2	0	0	0	0	0
Centre Bridge												
Stockton												
March Totals	218	31	6	25	5	2	3	26	12	14	0	0
Bridge	Total Turnarounds	Total Overweights	Total Manned	Total Unmanned	NJSP Response	Summons Issued	Warnings Issued	PSP Response	Citations Issued	Warnings Issued	Local Police Response	No Response Requested
Lower Trenton	14	74	0	74	5	5	0	68	32	36	0	1
Calhoun Street	99	6	6	0	3	2	1	3	1	2	0	0
Washington Crossing	331	4	2	2	1	1	0	3	1	2	0	0
New Hope	207	5	5	0	4	1	3	1	1	0	0	0
Lambertville	21	3	0	3	3	1	2	0	0	0	0	0
Centre Bridge												
Stockton												
Year to Date Totals	672	92	13	79	16	10	6	75	35	40	0	1

DELAWARE RIVER JOINT TOLL BRIDGE COMMISSION

MONTHLY ACTIVITY SERVICES RENDERED REPORT

BRIDGE Riverton-Belvidere

MONTH March

YEAR 2020

ACTIVITY/SERVICE	WEEK OF 7-Mar	WEEK OF 14-Mar	WEEK OF 21-Mar	WEEK OF 28-Mar	TOTAL
Hours Worked	168	168	168	240	744
Patrols	84	84	84	120	372
Overweight Crossings	5	0	2	1	8
Overweights Refused	9	10	11	15	45
Motorist Aid	0	0	0	0	0
Medical Assistance	0	0	0	0	0
First Aid Rendered	0	0	0	0	0
State / Local Police Requested	8	3	3	2	16
Fire Dept. Requested	0	0	0	0	0
Public Interaction	65	65	57	55	242
Traffic Control	8	8	7	2	25
Jumpers	0	0	0	0	0
Assaults	0	0	0	0	0
Other	0	2	0	0	2
Miscellaneous	10	7	6	8	31

NOTES:

DELAWARE RIVER JOINT TOLL BRIDGE COMMISSION

MONTHLY ACTIVITY SERVICES RENDERED REPORT

BRIDGE Northampton Street

MONTH March

YEAR 2020

ACTIVITY/SERVICE	WEEK OF 7-Mar	WEEK OF 14-Mar	WEEK OF 21-Mar	WEEK OF 28-Mar	TOTAL
Hours Worked	336	336	336	336	1344
Patrols	168	168	168	168	672
Overweight Crossings	0	1	0	2	3
Overweights Refused	104	99	87	81	371
Motorist Aid	0	0	1	0	1
Medical Assistance	1	0	0	0	1
First Aid Rendered	0	0	0	0	0
State / Local Police Requested	0	2	1	2	5
Fire Dept. Requested	0	0	0	0	0
Public Interaction	143	182	93	130	548
Traffic Control	31	44	27	31	133
Jumpers	0	0	0	0	0
Assaults	0	0	0	0	0
Other	13	6	10	5	34
Miscellaneous	2	3	3	4	12

NOTES:

--

DELAWARE RIVER JOINT TOLL BRIDGE COMMISSION

MONTHLY ACTIVITY SERVICES RENDERED REPORT

BRIDGE Riegelsville

MONTH March

YEAR 2020

ACTIVITY/SERVICE	WEEK OF 7-Mar	WEEK OF 14-Mar	WEEK OF 21-Mar	WEEK OF 28-Mar	TOTAL
Hours Worked	320	324	336	336	1316
Patrols	160	162	168	168	658
Overweight Crossings	0	0	0	0	0
Overweights Refused	29	23	25	26	103
Motorist Aid	0	0	0	0	0
Medical Assistance	0	0	0	0	0
First Aid Rendered	0	0	0	0	0
State / Local Police Requested	0	0	0	0	0
Fire Dept. Requested	0	0	0	0	0
Public Interaction	53	54	26	40	173
Traffic Control	8	5	4	2	19
Jumpers	0	0	0	0	0
Assaults	0	0	0	0	0
Other	2	0	0	0	2
Miscellaneous	1	0	0	0	1

NOTES:

DELAWARE RIVER JOINT TOLL BRIDGE COMMISSION

MONTHLY ACTIVITY SERVICES RENDERED REPORT

BRIDGE Upper Black Eddy-Milford

MONTH March

YEAR 2020

ACTIVITY/SERVICE	WEEK OF 7-Mar	WEEK OF 14-Mar	WEEK OF 21-Mar	WEEK OF 28-Mar	TOTAL
Hours Worked	39	11	12	0	62
Patrols	20	4	6	0	30
Overweight Crossings	0	0	0	0	0
Overweights Refused	0	0	0	0	0
Motorist Aid	0	0	0	0	0
Medical Assistance	0	0	0	0	0
First Aid Rendered	0	0	0	0	0
State / Local Police Requested	0	0	0	0	0
Fire Dept. Requested	0	0	0	0	0
Public Interaction	15	2	3	0	20
Traffic Control	0	0	0	0	0
Jumpers	0	0	0	0	0
Assaults	0	0	0	0	0
Other	0	0	0	0	0
Miscellaneous	0	0	0	0	0

NOTES:

DELAWARE RIVER JOINT TOLL BRIDGE COMMISSION

MONTHLY ACTIVITY SERVICES RENDERED REPORT

BRIDGE Uhlerstown-Frenchtown

MONTH March

YEAR 2020

ACTIVITY/SERVICE	WEEK OF 7-Mar	WEEK OF 14-Mar	WEEK OF 21-Mar	WEEK OF 28-Mar	TOTAL
Hours Worked	59	59	65	24	207
Patrols	30	30	34	12	106
Overweight Crossings	1	1	2	1	5
Overweights Refused	28	6	18	5	57
Motorist Aid	0	0	0	0	0
Medical Assistance	0	0	0	0	0
First Aid Rendered	0	0	0	0	0
State / Local Police Requested	1	1	3	1	6
Fire Dept. Requested	0	0	0	0	0
Public Interaction	30	24	30	3	87
Traffic Control	0	0	0	0	0
Jumpers	0	0	0	0	0
Assaults	0	0	0	0	0
Other	0	5	0	0	5
Miscellaneous	0	0	0	0	0

NOTES:

DELAWARE RIVER JOINT TOLL BRIDGE COMMISSION

MONTHLY ACTIVITY SERVICES RENDERED REPORT

BRIDGE Portland-Columbia Pedestrian

MONTH March

YEAR 2020

ACTIVITY/SERVICE	WEEK OF 7-Mar	WEEK OF 14-Mar	WEEK OF 21-Mar	WEEK OF 28-Mar	TOTAL
Hours Worked	0	0	0	0	0
Patrols	14	14	14	14	56
Overweight Crossings	0	0	0	0	0
Overweights Refused	0	0	0	0	0
Motorist Aid	0	0	0	0	0
Medical Assistance	0	0	0	0	0
First Aid Rendered	0	0	0	0	0
State / Local Police Requested	0	0	0	0	0
Fire Dept. Requested	0	0	0	0	0
Public Interaction	0	0	0	0	0
Traffic Control	0	0	0	0	0
Jumpers	0	0	0	0	0
Assaults	0	0	0	0	0
Other	0	0	0	0	0
Miscellaneous	0	0	0	0	0

NOTES:

DELAWARE RIVER JOINT TOLL BRIDGE COMMISSION

MONTHLY ACTIVITY SERVICES RENDERED REPORTBRIDGE Centre-Bridge StocktonMONTH MarchYEAR 2020

ACTIVITY/SERVICE	WEEK OF 7-Mar	WEEK OF 14-Mar	WEEK OF 21-Mar	WEEK OF 31-Mar	TOTAL
Hours Worked	0	0	0	72	72
Patrols	0	0	0	36	36
Overweight Crossings	0	0	0	2	2
Overweights Refused	0	0	0	6	6
Motorist Aid	0	0	0	0	0
Medical Assistance	0	0	0	0	0
First Aid Rendered	0	0	0	0	0
State / Local Police Requested	0	0	0	2	2
Fire Dept. Requested	0	0	0	0	0
Public Interaction	0	0	0	2	2
Traffic Control	0	0	0	0	0
Jumpers	0	0	0	0	0
Assaults	0	0	0	0	0
Other	0	0	0	0	0
Miscellaneous	0	0	0	0	0

NOTES:

DELAWARE RIVER JOINT TOLL BRIDGE COMMISSION

MONTHLY ACTIVITY SERVICES RENDERED REPORTBRIDGE New Hope - LambertvilleMONTH MarchYEAR 2020

ACTIVITY/SERVICE	WEEK OF 7-Mar	WEEK OF 14-Mar	WEEK OF 21-Mar	WEEK OF 31-Mar	TOTAL
Hours Worked	336	264	264	0	864
Patrols	168	128	130	0	426
Overweight Crossings	3	0	0	0	3
Overweights Refused	33	17	19	0	69
Motorist Aid	0	0	0	0	0
Medical Assistance	0	0	0	0	0
First Aid Rendered	0	0	0	0	0
State / Local Police Requested	3	0	0	0	3
Fire Dept. Requested	0	0	0	0	0
Public Interaction	83	19	0	0	102
Traffic Control	6	11	9	0	26
Jumpers	0	0	0	0	0
Assaults	0	0	0	0	0
Other	0	0	0	0	0
Miscellaneous	0	0	0	0	0

NOTES:

DELAWARE RIVER JOINT TOLL BRIDGE COMMISSION

MONTHLY ACTIVITY SERVICES RENDERED REPORT

BRIDGE Washington CrossingMONTH MarchYEAR 2020

ACTIVITY/SERVICE	WEEK OF 7-Mar	WEEK OF 14-Mar	WEEK OF 21-Mar	WEEK OF 31-Mar	TOTAL
Hours Worked	168	168	168	168	672
Patrols	84	84	84	84	336
Overweight Crossings	0	0	1	0	1
Overweights Refused	26	39	25	14	104
Motorist Aid	1	0	2	1	4
Medical Assistance	0	0	0	0	0
First Aid Rendered	0	0	0	0	0
State / Local Police Requested	0	0	1	0	1
Fire Dept. Requested	0	0	0	2	2
Public Interaction	50	32	12	0	94
Traffic Control	6	33	22	9	70
Jumpers	0	0	0	0	0
Assaults	0	0	0	0	0
Other	7	6	8	4	25
Miscellaneous	0	0	0	0	0

NOTES:

DELAWARE RIVER JOINT TOLL BRIDGE COMMISSION

MONTHLY ACTIVITY SERVICES RENDERED REPORTBRIDGE Calhoun StreetMONTH MarchYEAR 2020

ACTIVITY/SERVICE	WEEK OF 7-Mar	WEEK OF 14-Mar	WEEK OF 21-Mar	WEEK OF 31-Mar	TOTAL
Hours Worked	276	248	268	0	792
Patrols	138	136	140	0	414
Overweight Crossings	1	0	1	0	2
Overweights Refused	9	12	10	0	31
Motorist Aid	0	0	0	0	0
Medical Assistance	0	0	0	0	0
First Aid Rendered	0	0	0	0	0
State / Local Police Requested	1	0	1	0	2
Fire Dept. Requested	0	0	0	0	0
Public Interaction	37	39	19	0	95
Traffic Control	0	0	0	0	0
Jumpers	0	0	0	0	0
Assaults	0	0	0	0	0
Other	2	0	0	0	2
Miscellaneous	0	0	0	0	0

NOTES:

DELAWARE RIVER JOINT TOLL BRIDGE COMMISSION

MONTHLY ACTIVITY SERVICES RENDERED REPORT

BRIDGE Lower TrentonMONTH MarchYEAR 2020

ACTIVITY/SERVICE	WEEK OF 7-Mar	WEEK OF 14-Mar	WEEK OF 21-Mar	WEEK OF 31-Mar	TOTAL
Hours Worked	28	24	20	0	72
Patrols	14	12	10	0	36
Overweight Crossings	5	8	9	0	22
Overweights Refused	2	5	1	0	8
Motorist Aid	0	0	0	0	0
Medical Assistance	0	0	0	0	0
First Aid Rendered	0	0	0	0	0
State / Local Police Requested	2	4	5	0	11
Fire Dept. Requested	0	0	0	0	0
Public Interaction	0	0	0	0	0
Traffic Control	5	8	9	0	22
Jumpers	0	0	0	0	0
Assaults	0	0	0	0	0
Other	0	0	0	0	0
Miscellaneous	0	0	0	0	0

NOTES:

DELAWARE RIVER JOINT TOLL BRIDGE COMMISSION

MONTHLY ACTIVITY SERVICES RENDERED REPORT

BRIDGE Lumberville - Raven RockMONTH MarchYEAR 2020

ACTIVITY/SERVICE	WEEK OF 7-Mar	WEEK OF 14-Mar	WEEK OF 21-Mar	WEEK OF 31-Mar	TOTAL
Hours Worked	2	5	3	4	14
Patrols	0	0	0	0	0
Overweight Crossings	0	0	0	0	0
Overweights Refused	0	0	0	0	0
Motorist Aid	0	0	0	0	0
Medical Assistance	0	0	0	0	0
First Aid Rendered	0	0	0	0	0
State / Local Police Requested	0	0	0	0	0
Fire Dept. Requested	0	0	0	0	0
Public Interaction	0	0	0	0	0
Traffic Control	0	0	0	0	0
Jumpers	0	0	0	0	0
Assaults	0	0	0	0	0
Other	0	0	0	0	0
Miscellaneous	0	0	0	0	0

NOTES:

2020

AC Monthly Activity Report

March 2020

Location	Bridge Checks	Overweights	Accidents	Jumpers	Disabled Vehicles	Medical Emergencies	
Lower Trenton	30	23	0	0	1	0	
Calhoun Street	87	2	0	0	0	0	
Scudder Falls	168	0	6	0	6	1	
Washington Crossing	64	1	1	0	0	0	
New Hope	65	3	0	0	0	0	
Lambertville	32	2	0	0	0	0	
Centre Bridge	14	0	0	0	0	0	
Stockton	86	6	0	0	0	0	
Lumberville	114	0	0	0	0	0	
RavenRock	165	0	0	0	0	0	
Uhlersown	242	3	0	0	0	1	
Frenchtown	94	8	0	0	0	0	
Upper Black Eddy	46	0	0	0	0	0	
Milford	Totals	1207	48	7	0	7	2
Riegelsville							
Northampton St.							
Riverton							
Belvidere							
Portland Columbia							

Yearly Totals

Location	Bridge Checks	Overweights	Accidents	Jumpers	Disabled Vehicles	Medical Emergencies
Lower Trenton	71	53	1	0	1	0
Calhoun Street	202	3	0	0	0	0
Scudder Falls	352	0	8	0	14	1
Washington Crossing	129	4	1	0	0	0
New Hope	132	4	1	0	0	0
Lambertville	54	2	0	0	0	0
Centre Bridge	46	0	0	0	0	0
Stockton						
Lumberville						
RavenRock						

Location	Bridge Checks	Overweights	Accidents	Jumpers	Disabled Vehicles	Medical Emergencies
Uhlersown	131	7	0	0	0	0
Frenchtown						
Upper Black Eddy	162	0	0	0	0	0
Milford						
Riegelsville	283	0	0	0	0	0
Northampton St.	367	4	3	0	1	1
Riverton						
Belvidere	152	11	0	0	0	0
Portland Columbia	70	0	0	0	0	0
Totals	2151	88	14	0	16	2

DELAWARE RIVER JOINT TOLL BRIDGE COMMISSION

Meeting of April 27, 2020

Operations Report Index

Maintenance and Toll Operations

SUBJECT	DESCRIPTION	PAGE NUMBER
Maintenance and Toll	Status report Month of March 2020	1-10

DELAWARE RIVER JOINT TOLL BRIDGE COMMISSION
Meeting of April 27, 2020

MAINTENANCE AND TOLL OPERATIONS
MONTH OF MARCH 2020

- Attended Continuity of Operations Essential Plan update meeting held at Scudders Falls Administration Building.
- Attended Coronavirus Update Meetings with Executive Staff held at Scudders Falls Administration Building.
- Attended Operations Staff meeting to discuss Coronavirus preparations for Toll and Maintenance departments held at Scudders Falls Administration Building.
- Attended TTS-737A-2 Southern Maintenance Facility Site Demolition & Remediation - (Bi-Weekly Progress Mtgs.) held at Scudders Falls Administration Building.
- Attended Third Party Independent Inspections & Certificate of Operations conference call to discuss elevators, boilers and pressure vessels inspection certificate schedule.
- Senior Director contacted Liberty Elevator to discuss schedule for elevator inspections at Trenton Morrisville, Scudders Falls Administration Building, Bridge Monitor Building, New Hope Administration Building, I-78 and EP.
- Senior Director contacted HSB to discuss schedule for boiler and pressure vessel inspection at TM, Scudders Falls Administration Building, Bridge Monitor Building, New Hope Administration Building, I-78, EP, DWG, PC and MM.
- Senior Director attended RMS and DRMS Mandatory Coronavirus Update Meeting held at New Hope Toll Bridge to discuss PPE inventory cleaning procedures and modified schedules.
- Senior Director prepared and submitted modified work schedule for Administrative Assistants during Coronavirus Pandemic.
- Senior Director prepared and submitted modified work schedules for Maintenance and Toll Staff during Coronavirus pandemic.
- Senior Director reviewed and approved invoices for Guiderail Attenuator repairs completed by J. Fletcher Creamer.

DELAWARE RIVER JOINT TOLL BRIDGE COMMISSION
Meeting of April 27, 2020

- Reviewed the Accident Log/Property Damage Reports for the month of March 2020. Forwarded the monthly report to the Director of Human Resources, Insurance Administrator, Comptroller and Deputy Executive Director of Operations.
- Reviewed assistance to motorist by Toll Officers during the month of March 2020. Forwarded the monthly report to the Executive Director of Operations.
- Prepared monthly Maintenance and Toll report for March 2020 staff agenda meeting held at New Hope Lambertville administration meeting.
- Prepared and forwarded report of Use of Commission Facilities for the month of March 2020 to the Deputy Executive Director of Operations.

Maintenance Operations

- Director of Maintenance prepared modified work schedule for maintenance employees during Coronavirus Pandemic.
- Director of Maintenance worked with purchasing department to obtain cleaning supplies and equipment needed to deep clean facilities.
- Trenton Morrisville maintenance crews made signs for Toll Plazas indicating Cashless Tolling.
- Trenton Morrisville maintenance crews continue regular cleaning all areas of Trenton Morrisville facility daily.
- Trenton Morrisville Maintenance crews continue regular cleaning of all Toll Supported Bridge shelters.
- Trenton-Morrisville maintenance crews continue cleaning inlets and drains within jurisdiction.
- New Hope Maintenance crews continue regular cleaning all areas of New Hope Toll facility daily.
- New Hope Maintenance crews continue regular cleaning of all Toll Supported Bridge shelters.
- New Hope Maintenance crews cut and prepared cables for GEC Toll Supported Bridge inspections.

DELAWARE RIVER JOINT TOLL BRIDGE COMMISSION
Meeting of April 27, 2020

- New Hope Maintenance crews installed new fence at New Hope Toll bridge administration building.
- New Hope maintenance crews repaired well pump a New Hope Administration by bleeding system and checking second tank.
- I-78 Maintenance crews continue regular cleaning all areas of I-78 Toll and Maintenance buildings daily.
- I-78 Maintenance crews trimmed and remove brush throughout I-78 property.
- I-78 Maintenance crews deep cleaned Welcome Center area after closing facility to the public.
- I-78 Maintenance crews sent crews to Easton Phillipsburg Toll Bridge facility to clean areas after a suspected case of Covid-19.
- I-78 maintenance crew's continue to repair potholes as needed on I-78 roadway.
- I-78 maintenance crews painted inside of I78 Toll Canopy.
- Easton Phillipsburg Maintenance crews continue regular cleaning all areas of Easton Phillipsburg facility daily.
- Easton Phillipsburg Maintenance crews continue street sweeping program on roadways throughout jurisdiction.
- Easton Phillipsburg maintenance crews hung banners for various community events at Northampton Street Toll Supported Bridge.
- Easton Phillipsburg maintenance crews installed cable and pick at the Belvidere Toll Supported Bridge in preparation for the GEC inspection.
- Easton-Philipsburg maintenance crew's continue regular cleaning of all Toll Supported Bridge shelters.
- Portland-Columbia maintenance crews replaced vapor recover hose on gas pump.
- Portland Columbia maintenance crews continue street sweeping program on roadways to extend asphalt life, reduce clogged storm drains and sewers and combat dust.

DELAWARE RIVER JOINT TOLL BRIDGE COMMISSION
Meeting of April 27, 2020

- Portland-Columbia maintenance crews continue regular cleaning all areas of Portland Columbia facility daily.
- Portland-Columbia maintenance crews replaced belts on garage furnace air handler.
- Portland-Columbia maintenance crews painted floor in maintenance garage storage area.
- Delaware Water Gap maintenance crews continue regular cleaning all areas of Delaware Water Gap facility daily.
- Delaware Water Gap maintenance crews cleaned salt brine tank for end of winter season maintenance.
- Delaware Water Gap maintenance crews refinished floor jacks and drive on lift machine.
- Delaware Water Gap maintenance crews continued street sweeping program on roadways to extend asphalt life, reduce clogged storm drains and sewers and combat dust.
- Milford-Montague maintenance crews continue regular cleaning all areas of Milford-Montague facility daily.
- Milford-Montague maintenance crews cleaned salt brine tank for end of winter season maintenance.
- Milford-Montague maintenance crews continued street sweeping program on roadways to extend asphalt life, reduce clogged storm drains and sewers and combat dust.
- Milford-Montague maintenance crews painted step downs safety yellow by entry doors in garage and maintenance office.
- Milford-Montague maintenance crews cut branches and cleaned fallen trees around property.

Fleet Department

Vehicle & Equipment Status

DELAWARE RIVER JOINT TOLL BRIDGE COMMISSION
Meeting of April 27, 2020

- All seven, 4 Chevy 6500's and 3 Chevy 5500's cab and chassis have been moved to Lancaster truck bodies the selected vendor for upfits they are currently waiting for the bodies to come in so they can start the upfit.
- 4 Tandem axle 2020 Mack's have been delivered EP storage area. The upfit specs have been sent to purchasing From Mr. Hill. Awaiting RFQ's to be issued.
- 8 Ford F 250 New patrol vehicles were signed for and moved to NHL. Upfit spec has been sent to purchasing From Mr. Hill.
- Pickup Trucks Specs sent to purchasing From Mr. Hill.
- Specs for 6 Ford Edges sent to purchasing From Myself.
- John Deere 3046R and attachments delivered to PC.

Vehicle & Equipment Repairs

- Monthly maintenance of vehicles and equipment I-78, EP, PC, NHL
- Monthly maintenance of vehicles and equipment DWG. Replaced coolant temperature sensor on the International. Replaced exhaust temp sensor Ford F 250. Replaced fuel elbow and regulator and fuel line on the Sterling.
- Monthly maintenance of vehicles and equipment MM. Replaced turbo and EGR cooler kit and fuel injectors Ford F 250. Replaced water overflow hose Elgin sweeper.
- Monthly Maintenance of vehicles and equipment. TM Replaced power steering gear box 2004 F 550. Replaced oil pan 2011 Dodge Durango. Replaced injection pressure regulator valve 2007 F 250. Replaced main drive belt Elgin sweeper.
- All regions stocking pool vehicles with sanitizing and cleaning materials.

Other Items

- Registration renewals, adding new vehicles/Equipment to Fleet insurance, and supplied accounting with spread sheets for new assets. Processing titles. Adding assets into Maximo. Working on 2019 / 2020 V&E list. Note: the second week of March DMV shut down due to COVID-19 All registrations for new submission and renewal on hold.
- 3 VMS Boards Rented from Roadsafe. 1 for PC, 1 for EP and 1 for I-78.

Toll Operations

- Director of Toll held conference calls to plan and prepare for Cashless Tolling
- Director of Maintenance prepared guidelines to change over to Cashless Tolling
- Director of Toll and Deputy Director of Tolls revised toll schedules at all toll facilities for cashless toll collection.

DELAWARE RIVER JOINT TOLL BRIDGE COMMISSION
Meeting of April 27, 2020

- Director of Toll and Deputy Director of Tolls revised toll schedules at all toll facilities for cashless toll collection.
- Director of Toll and Deputy Director of Tolls prepared duty schedules for Toll Officers during cashless tolling.
- Director of Toll and Deputy Director of Tolls with TransCore to develop additional messages to add to our Daktronics library. (Overhead Toll Signage)
- Director of Toll and Deputy Director of Toll monitored payroll and addressed any ADP or portal issues
- Deputy Director of Toll continues to work with Inventory Control Specialists in Southern and Central and Northern Regions to purchase gloves and masks.
- Director continues to attend conference calls for Electronic Toll Collection monthly Transcore maintenance meetings.
- Director of Toll and Deputy Director of Toll continue to review monthly variance reports and suggest changes to reduce variances.
- Director of Toll responded to web contact form submittals and took appropriate action to resolve the issue.

Southern Region

LeVar Talley, Director of Maintenance

Richard Taitt Deputy Director of Maintenance

Larry Dubin, Regional Maintenance Supervisor, Trenton-Morrisville

Charles Slack, Regional Maintenance Supervisor, New Hope-Lambertville

Trenton-Morriville Toll Bridge

[illegible]

New Hope-Lambertville Toll Bridge

[illegible]

Central Region

LeVar Talley, Director of Maintenance

Richard Taitt Deputy Director of Maintenance

Robert Varju, Regional Maintenance Supervisor, I-78

Mark W. Dilts, Regional Maintenance Supervisor, Easton-Phillipsburg

Easton-Phillipsburg Toll Bridge

[illegible]

I-78 Toll Bridge

[illegible]

Northern Region

LeVar Talley, Director of Maintenance

Richard Taitt Deputy Director of Maintenance

James Gower, Regional Maintenance Supervisor

Tim Hannon, Regional Maintenance Supervisor - Milford-Montague

Portland-Columbia Toll Bridge

[illegible]

Delaware Water Gap Toll Bridge

[illegible]

Milford-Montague Toll Bridge

[illegible]



**Monthly Disabled Vehicle Report
March 2020**

AAA Called	Cleared Vehicle	Cell Phone	Traffic Control	Transport Motorist	Other
---------------	--------------------	---------------	--------------------	-----------------------	-------

3/2020	2	EP	1			
		I78	1	3	1	2
		Dist Total	1	4	1	2
	3	DWG	1	1	1	
		PC			1	
		Dist Total	1	1	2	
	Grand Total		2	5	1	4

DELAWARE RIVER JOINT TOLL BRIDGE COMMISSION

Meeting of April 27, 2020

USE OF FACILITIES REQUEST REPORT

MONTH OF MARCH 2020

SUBJECT	DESCRIPTION	PAGE NUMBER
Use of Facilities	Use of Facilities Request-Month of March 2020	1

DELAWARE RIVER JOINT TOLL BRIDGE COMMISSION

Meeting of April 27, 2020

PROPERTY REPORT

Use of Commission Facilities

Facility	Organization	Date/Time	Description of Use

DELAWARE RIVER JOINT TOLL BRIDGE COMMISSION
Meeting of April 27, 2020

OPERATIONS INDEX
FOR
PUBLIC SAFETY & BRIDGE SECURITY

SUBJECT	DESCRIPTION	PAGE NUMBER
Public Safety & Bridge Security	Status Reports Month of March 2020	1-2

DELAWARE RIVER JOINT TOLL BRIDGE COMMISSION

Meeting Originally Scheduled for April 9, 2020

TRAINING AND EMPLOYEE SAFETY DEPARTMENT MONTH OF MARCH 2020

The below-listed items represent meetings, communications, tasks, and accomplishments of the Training and Employee Safety Department:

The Training & Employee Safety (TES) department instructed and/or facilitated (65) training sessions in the month of March (317) Commission employees were trained during the month of March in the following areas;

- COVID-19 Preparedness Training
- Toll Collector Orientation Training (For Maintenance Personnel)
- N95 Facemask Training (Posted via Intranet)
- Tyvek Coveralls/Full Face Respirator Training (Posted via Intranet)
- Workshop Safety Training (Toolbox Talk)

Training -

- Developed COVID-19 Preparedness PowerPoint(Handwashing/Gloves)
- Instructed COVID-19 Preparedness Training
- Conducted Toolbox Talks at MM
- Assisted Toll Personnel with Orientation Training to Maintenance Personnel
- Received Professional Development Training via Skill Path Webinar
- Edited Coronavirus Handouts/Reproduced via Print Shop for distribution
- Developed PPE PowerPoint for N95 Facemask Training
- Developed PPE PowerPoint for Tyvek Coveralls/Respirator Training
- Assisted DRJTBC personnel with New Horizons Computer Training
- Actively working on In-Demand PP for future TES Trainings

Administrative

- Added new classes/updated employee records in TES database
- Scheduled Traffic Control Coordinator Training for Maintenance Personnel
- Forwarded weekly training schedule to DED

- Prepared Monthly Departmental Report for Staff Meeting
- Coordinated upcoming TCC Class with Deputy Dir. Of Maintenance
- Updated employee training records into IndustrySafe database
- Attached certification of training docs to individual employee records
- Retrieved/disseminated CPR certification cards to affected employees
- Distributed Communication/Safety Compliance newsletters to department heads
- Conducted departmental meeting to discuss initiatives, vision for future training
- Continued to researched metrics to measure effectiveness of training programs
- PMA Conference Call w/HR to discuss WPSC goals

State Police /Liaison Collaboration

- Coordinated NJSP/PSP details for requested lane closures
- Scheduled /Canceled (NJSP/PSP) personnel for monthly commission meeting
- Obtained accident reports from State Police liaisons as requested by HR
- Processed NJSP/PSP invoices in SharePoint (MOU/Overtime details)

Employee Safety –

- Conducted AED/First Aid checks at each respective DRJTBC facility
- Replenished First Aid Kit supplies as needed
- Chaired the Workplace Safety Committee Meeting @ I 78
- Maintained communication w/NJDEP regarding Storm Water Management
- Communicated w/Mark Luft to discuss status of Aerial Lift Training in May
- Research Electric Generator and Heavy Equipment Training Classes
- Tentatively scheduled NJSP Boater Safety Classes for Maintenance Personnel

DELAWARE RIVER JOINT TOLL BRIDGE COMMISSION

Meeting of April 27, 2020

**OPERATIONS INDEX
FOR
INFORMATION TECHNOLOGY**

SUBJECT	DESCRIPTION	PAGE NUMBER
Information Technology	Status Report Month of March 2020	1-2





DELAWARE RIVER JOINT TOLL BRIDGE COMMISSION

Meeting of April 2020

Information Technology Department Report Month of March 2020



The following activities under the general heading of Information Technology were recently initiated, accomplished, or performed:

Helpdesk/Deployments:

-  Processed 90 work orders for the month of March.
-  Includes all software support, IT daily tasks, printer and desktop support, Intranet, news and job postings, telephone support, and form design/updates.
-  Includes configuration and deployment of desktops, laptops, and cell phones.
-  Includes MUNIS, ADP, Maximo, and other Enterprise Software updates and maintenance, and EZ-Pass support.

Projects:

Coronavirus Work from Home Initiative:

-  IT Department has spent the last month sourcing and preparing laptops for employee use in a work-from-home plan to satisfy social distancing guidelines.
-  Preparing Remote Desktops for use by employees from home.


MUNIS Migration:

-  Put on hold due to Coronavirus.

Telephone System:

-  Put on hold due to Coronavirus.

Scudders:

-  IT Department has moved to general support.


DELAWARE RIVER JOINT TOLL BRIDGE COMMISSION

Meeting of April 2020

Meetings Attended:

I have begun to serve on the IAG Technical Committee and have attended the following meetings and/or phone conferences:

 **Every Monday: IAG Tech Committee Call:** General IAG Tech Committee discussion and status. Nothing to report.

 **Every Wednesday: Interoperability Coordination:** Technical Committee call for the discussion of testing processes and procedures in regards to NIOP (Nationwide ETC Interoperability). Nothing to report.