

DELAWARE RIVER
JOINT TOLL BRIDGE COMMISSION
MINUTES
MEETING OF SEPTEMBER 25, 2017

DELAWARE RIVER JOINT TOLL BRIDGE COMMISSION

MEMBERS OF THE COMMISSION

NEW JERSEY

HONORABLE MICHAEL B. LAVERY
Chairman

HONORABLE GEOFFREY S. STANLEY

HONORABLE GARRETT LEONARD VAN VLIET

HONORABLE LORI CIESLA

HONORABLE YUKI MOORE LAURENTI
Treasurer

PENNSYLVANIA

HONORABLE WADUD AHMAD
Vice Chairman

HONORABLE MIRIAM HUERTAS

HONORABLE PAMELA JANVEY
Secretary

HONORABLE DANIEL GRACE

VACANT

DELAWARE RIVER JOINT TOLL BRIDGE COMMISSION

STANDING COMMITTEES

FINANCE, INSURANCE MANAGEMENT AND OPERATIONS

PENNSYLVANIA: Janvey*, Huertas
NEW JERSEY: Ciesla, Laurenti

PROJECTS, PROPERTY AND EQUIPMENT

PENNSYLVANIA: Ahmad, Grace
NEW JERSEY: Stanley, Van Vliet*

PROFESSIONAL SERVICES

PENNSYLVANIA: Ahmad*, Vacant
NEW JERSEY: Lavery, Van Vliet

PERSONNEL

PENNSYLVANIA: Grace, Janvey
NEW JERSEY: Ciesla, Stanley*

AUDIT COMMITTEE

PENNSYLVANIA: Ahmad, Janvey
NEW JERSEY: Lavery*, Laurenti

ADMINISTRATIVE COMMITTEE

PENNSYLVANIA: Grace, Huertas
NEW JERSEY: Laurenti*, Ciesla

Chairman and Vice Chairman Ex-Officio of all Committees

*Chairman of Committee

**DELAWARE RIVER JOINT TOLL BRIDGE COMMISSION
RECAPITULATION OF COMMITTEE MEMBERSHIP**

Lavery	(1)	Ex-Officio of all Committees
	(2)	Professional Services Committees
	(3)	Audit Committee (Chairperson)
Ciesla	(1)	Finance, Insurance Management and Operations Committee
	(2)	Personnel Committee
	(3)	Administrative Committee
Ahmad	(1)	Projects, Property and Equipment Committee
	(2)	Professional Services Committee (Chairperson)
	(3)	Audit Committee
Grace	(1)	Projects, Property and Equipment Committee
	(2)	Personnel Committee
	(3)	Administrative Committee
Janvey	(1)	Finance, Insurance Management and Operations Committee (Chairperson)
	(2)	Personnel Committee
	(3)	Audit Committee
Laurenti	(1)	Finance, Insurance Management and Operations Committee
	(2)	Audit Committee
	(3)	Administrative Committee (Chairperson)
Vacant	(1)	Professional Services
Stanley	(1)	Projects, Property and Equipment Committee
	(2)	Personnel Committee (Chairperson)
Huertas	(1)	Finance, Insurance Management and Operations Committee
	(2)	Administrative Committee
Van Vliet	(1)	Projects, Property and Equipment Committee (Chairperson)
	(2)	Professional Services Committee

DELAWARE RIVER JOINT TOLL BRIDGE COMMISSION

PROFESSIONAL ASSOCIATES

CONSULTING ENGINEERS

CHERRY, WEBER & ASSOCIATES
Freehold, NJ

LEGAL COUNSEL

ARCHER
Philadelphia, Pennsylvania

FLORIO, PERRUCCI, STEINHARDT & FADER
Phillipsburg, New Jersey

EMPLOYMENT COUNSEL

STRADLEY, RONON, STEVENS & YOUNG
Philadelphia, Pennsylvania

CHIESA SHAHINIAN & GIANTOMASI
West Orange, New Jersey

AUDITOR

ZELENKOF SKE AXELROD, LLC
Jamison, Pennsylvania

FINANCIAL ADVISOR

NW FINANCIAL GROUP
Jersey City, New Jersey

COMMUNICATIONS CONSULTANT

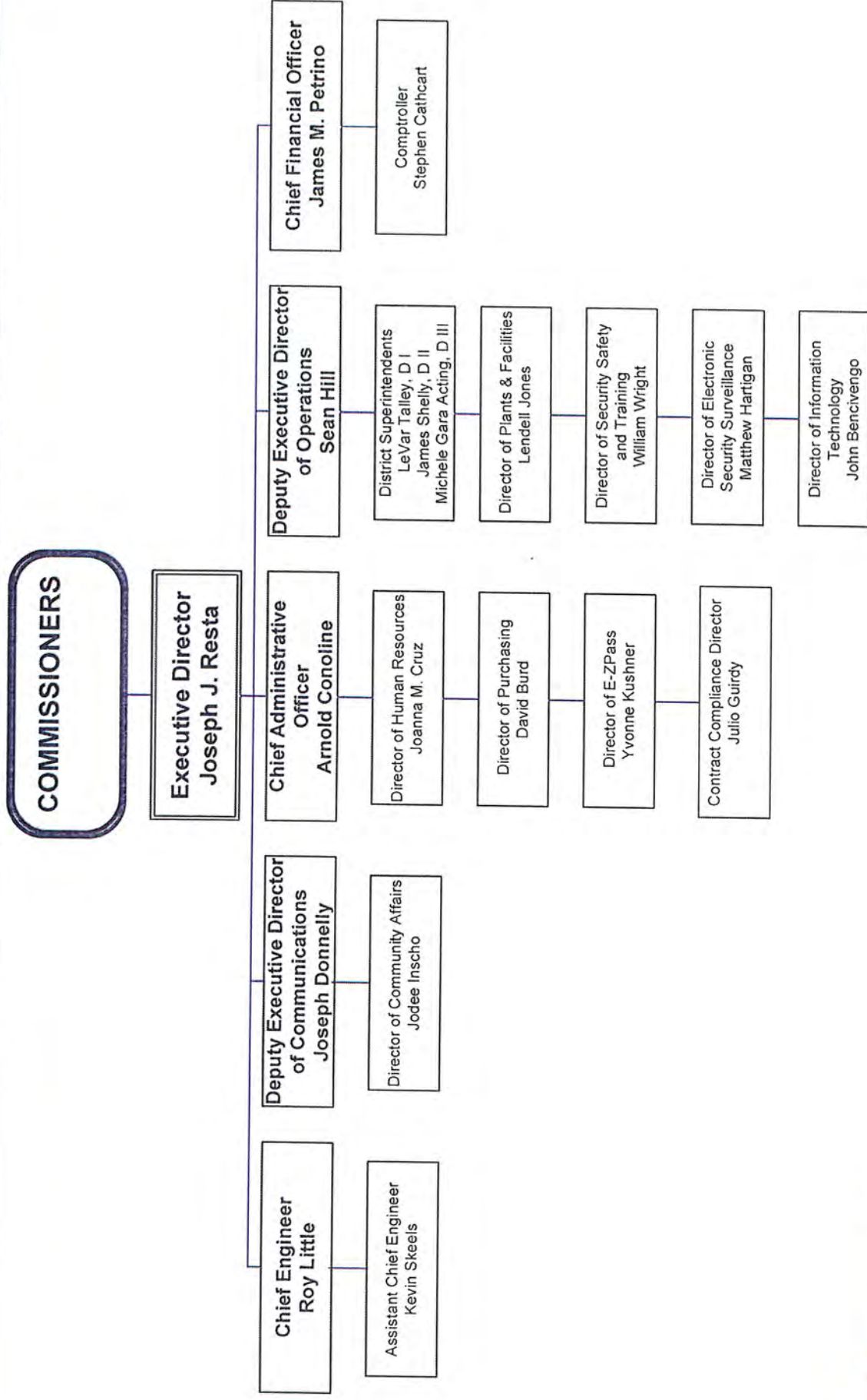
BELLVUE COMMUNICATIONS
Philadelphia, Pennsylvania

INVESTMENT ADVISOR

WILMINGTON TRUST
Wilmington, Delaware

DELAWARE RIVER JOINT TOLL BRIDGE COMMISSION

ORGANIZATION CHART



DELAWARE RIVER JOINT TOLL BRIDGE COMMISSION

Meeting of September 25, 2017

INDEX TO MINUTES

	PAGE
1. Call to Order	1
2. Appearances.....	1 - 2
3. Roll Call.....	2
4. Welcome Remarks of Chairman	2
5. Introduction of Comments from the Public	2
6. Executive Director's Report	2 - 4
7. Approval of Minutes for Commission Meeting July 31, 2017	4
8. Approval of Operations Report Months of July and August 2017	4
9. Milford-Montague Toll Bridge Salt Storage Building Contract No T-717A	5
10. Contract Option-Extension of C-686A, 2015-2016 Traffic Engineering Consultant.	5 - 6
11. Approval of Retirement Health Benefits, Frederick Heinemann, Toll Corporal- New Hope-Lambertville Toll Bridge.....	6
12. Appointment of Todd Tersigni to the Maintenance Worker III Position-District II	6 - 7
13. Approval for Promotion of Donna Tronolone to Administrative Generalist-Executive Office	7
14. Approval of Payment of Invoices Stradley Ronon, PA Labor Counsel.....	7 - 8
15. Approval of Payment of Invoices Archer Law, PA Legal Counsel	8

DELAWARE RIVER JOINT TOLL BRIDGE COMMISSION

Meeting of September 25, 2017

16.	Approval for Payment of Invoice Chiesa, Shahinian & Giantomasi, NJ Labor Counsel.....	8	-	9
17.	Approval of Payment of Invoice, Florio Perrucci Steinhardt and Fader, NJ Legal Counsel			9
18.	Invite Any Comments from the Public	9	-	10
19.	Invite Any Further Comments from the public.....			10
20.	Scheduling of the October 30, 2017 Meeting			10
21.	Adjournment	10	-	11

DELAWARE RIVER JOINT TOLL BRIDGE COMMISSION

Meeting of September 25, 2017

CALL TO ORDER

The Regular Monthly Meeting of the Delaware River Joint Toll Bridge Commission was called to Order at the New Hope Executive Offices, 2492 River Road, New Hope, PA. 18938-9519, on Monday, September 25, 2017 at 10:40 a.m. pursuant to notice properly forwarded to each member in compliance with the by-laws. Michael Lavery, Chairman, presided at this meeting. The Commissioners met in Executive Session to discuss legal and personnel matters prior to this meeting.

APPEARANCES

COMMISSION MEMBERS:

Hon. Lori Ciesla (New Jersey) (Via Conference Call)
Hon. Daniel Grace (Pennsylvania)
Hon. Miriam Huertas (Pennsylvania)
Hon. Pamela Janvey (Pennsylvania)
Hon. Yuki Moore Laurenti (New Jersey)
Hon. Michael Lavery (New Jersey)
Hon. Geoffrey S. Stanley (New Jersey)
Hon. Garrett Van Vliet (New Jersey)

COMMISSION MEMBERS ABSENT

Hon. Wadud Ahmad (Pennsylvania)

COMMISSION COUNSEL:

Douglas Steinhart, Florio, Perrucci, Steinhart & Fader, New Jersey
Shelley Smith, Archer Law, Pennsylvania
Jonathan Bloom, Stradley, Ronon, Stevens & Young Pennsylvania
John Casey, Chiesa Shahnian & Giantomasi, New Jersey

GOVERNORS REPRESENTATIVES:

Mary Maples, NJ Authorities Unit
Chelsea Guzowski, PA Governor's Office

COMMISSION STAFF MEMBERS:

Joseph J. Resta, Executive Director
Sean Hill, Deputy Executive Director of Operations
Roy Little, Chief Engineer
James Petrino, Chief Financial Officer

DELAWARE RIVER JOINT TOLL BRIDGE COMMISSION

Meeting of September 25, 2017

COMMISSION STAFF MEMBERS (Continued):

Joseph Donnelly, Deputy Executive Director of Communications
Arnold Conoline, Chief Administrative Officer
Stephen Cathcart, Comptroller
Wendy Reading, Director of Administrative Services
Jodee Inscho, Director of Community Affairs

PROFESSIONAL ASSOCIATES

Alex Styer, Bellevue Communications Consultant

OTHERS:

Joe Capo, Public
Mary Lou Randolph, Public
Ryan Bevitz, From Representative Perry Warren's Office

ROLL CALL

Joseph Resta, Executive Director, in his capacity as Secretary for this Meeting called the roll, and at the conclusion thereof, reported that there was a quorum present-there being three members present from the Commonwealth of Pennsylvania and five members present from the State of New Jersey.

WELCOMING REMARKS OF CHAIRMAN

Chairman Lavery welcomed those persons whose identities are set forth hereinabove under "Appearances".

INTRODUCE ANY COMMENTS FROM THE PUBLIC

Chairman Lavery addressed the meeting and invited any comments from the public on items pertaining to today's Agenda. No questions were presented.

EXECUTIVE DIRECTORS REPORT

Joseph Resta, Executive Director, addressed the meeting and said;

"Thank you, Mr. Chairman, since the last meeting was two months ago, today is a good opportunity to provide a brief update on a few matters

DELAWARE RIVER JOINT TOLL BRIDGE COMMISSION

Meeting of September 25, 2017

“The operations report submitted to Commissioners this morning includes the traffic and revenue data for July and August. There is one noteworthy highlight among all those numbers: In August, our total toll traffic was the highest of any single month in the Commission’s history. For the record, 3,877,084 vehicles crossed our seven toll bridges in the westbound direction during the month. That surpassed the previous single month high recorded in August 2016 by 7,420 vehicles. This is the latest indication of how toll traffic has risen due to a steadily improving economy and – until recently – low fuel prices.

“In the past two months, we’ve also seen significant progress on the Scudder Falls Bridge Replacement Project. To briefly recap, construction is advancing at eight distinct locations within the project limits. At the I-95/Route 29 interchange in New Jersey, there has been extensive excavation and drainage work; the primary focus now is the construction of piers for two new exit ramps. Nearby, workers are constructing the replacement bridge’s upstream span. This includes temporary supports for the new bridge’s New Jersey abutment, installation of a coffer dam and excavation for a land-based pier, and the assembly of the trestle causeway that will be used to construct an in-water pier. Similar bridge construction activities are underway on the Pennsylvania side. A bulkhead and initial pile bent assembly has been established for the trestle causeway that will extend into the river from that direction in October. A coffer dam has been driven for a land pier adjacent to River Road/Route 32. And piles for the bridge’s Pennsylvania abutment are being installed. Early preparations for the all-electronic tolling building that will be positioned next to the bridge are fully underway. The house and garage at this location were demolished and the focus of attention now involves the installation of a 72-inch culvert pipe beneath I-95. Widening work at nearby Woodside Road has now advanced to the point where drainage, curbing and paving base courses are underway. At the I-95 Taylorsville Road interchange, the contractor has established a temporary ramp allowing for construction of a drainage basin. The roadway widening in the median of the Pennsylvania’s I-95 approach is steadily moving southward. The work currently involves excavation, grading, installation of storm drainage, and retaining-wall construction. Finally, at the I-95/PA Route 332 interchange, the large drainage basin in the southeast infield is completed. Work crews also are on the cusp of completing the drainage connections leading to this new storm-water facility.

“Moving to today’s executive agenda, we have a proposed contract award for the construction of a new salt shed at our Milford-Montague Toll Bridge. The structural integrity of the existing salt shed at this location has been compromised, making replacement an absolute necessity. Additionally, the current structure has insufficient capacity, is inefficient for purposes of loading and unloading salt, and has safety and lighting deficiencies. The new shed would be a little more than three times as large as the current shed, allow for improved

DELAWARE RIVER JOINT TOLL BRIDGE COMMISSION

Meeting of September 25, 2017

access by our maintenance crew, and provide better lighting inside and outside. If all goes according to plan, the new facility could be operational in December – just in time for the busy winter-storm season at our northernmost bridge.

“Mr. Chairman, that completes my September report.”

APPROVAL OF MINUTES FOR COMMISSION MEETING HELD JULY 31, 2017

R: 3358-09-17- ADM-01-09-17

Chairman Lavery addressed the meeting and requested the adoption of a Resolution approving the Minutes of the Commission Meeting held July 31, 2017.

At the conclusion of the review, Commissioner Stanley moved and Commissioner Grace second the adoption of the following Resolution:

"RESOLVED, by the Delaware River Joint Toll Bridge Commission at its Regular Meeting assembled this 25th day of September, 2017, that the Minutes of the Regular Commission Meeting held on July 31, 2017 be and the same hereby are approved."

Chairman Lavery invited any questions on the Resolution. No questions were presented and the Resolution was unanimously adopted.

APPROVAL OF OPERATIONS REPORT FOR THE MONTHS OF JULY AND AUGUST 2017

R: 3359-09-17- ADM-02-09-17

Chairman Lavery addressed the meeting and asked if there were any questions on any of the reports contained in the "Operations Report".

At the conclusion of the review, Commissioner Janvey moved and Commissioner Laurenti seconded the adoption of the following Resolution:

"RESOLVED, by the Delaware River Joint Toll Bridge Commission at its Regular Meeting assembled this 25th day of September, 2017, that the Operations Report, which reflects Commission activity for the months of July and August 2017 are hereby approved."

Chairman Lavery then invited any questions on the Resolution. No questions were presented and the Resolution was unanimously adopted.

DELAWARE RIVER JOINT TOLL BRIDGE COMMISSION

Meeting of September 25, 2017

MILFORD-MONTAGUE TOLL BRIDGE SALT STORAGE BUILDING CONTRACT NO. T-717A

R: 3360-09-17- ENG-01-09-17

Chairman Lavery addressed the meeting and asked the Commission Members if, after their review, there were any questions.

At the conclusion of the review, Commissioner Van Vliet moved and Commissioner Grace seconded the adoption of the following Resolution:

"RESOLVED, by the Delaware River Joint Toll Bridge Commission at its Regular Meeting assembled this 25th day of September, 2017, that the Commission award the construction Contract No. T-717A, Capital Project 1712A Milford-Montague Toll Bridge Salt Storage Building to the lowest responsible bidder, Bracy Construction, Inc., of Allentown, Pennsylvania for an amount not-to-exceed \$1,244,000.00; and

"RESOLVED, Identify the General Reserve Fund as the source of Funds required for payment of any invoice; and

"RESOLVED, the Executive Director is hereby authorized to approve and execute all necessary contracts on behalf of the DRJTBC."

Chairman Lavery then invited any further questions or comments on the Resolution. No questions were presented and the Resolution was unanimously adopted.

CONTRACT OPTION-EXTENSION OF C-686A, 2015-2016 TRAFFIC ENGINEERING CONSULTANT

R: 3361-09-17- ENG-02-09-17

Chairman Lavery addressed the meeting and asked the Commission Members if, after their review, there were any questions.

At the conclusion of the review, Commissioner Van Vliet moved and Commissioner Grace seconded the adoption of the following Resolution:

"RESOLVED, by the Delaware River Joint Toll Bridge Commission at its Regular Meeting assembled this 25th day of September, 2017, that the Commission exercise the contract option to extend by four (4) years a Professional Services agreement with Pennoni Associates, Inc., to provide professional Engineering Services for the preparation of the Annual Traffic Engineering Report to the Delaware River Joint Toll Bridge Commission, for the 2017-2020 calendar years in an amount not to exceed \$107,675, according to the following payment schedule: 2017- \$25,750; 2018-\$26,525; 2019-\$27,300; and 2020-\$28,100; and

DELAWARE RIVER JOINT TOLL BRIDGE COMMISSION

Meeting of September 25, 2017

“RESOLVED, Identify the Operating Fund as the source of Funds required for payment of any invoice; and

“RESOLVED, the Executive Director is hereby authorized to approve and execute all necessary contracts on behalf of the DRJTBC.”

Chairman Lavery then invited any questions on the Resolution. No questions were presented and the Resolution was unanimously adopted.

APPROVAL OF RETIREMENT HEALTH BENEFITS, FREDERICK HEINEMANN, TOLL CORPORAL-NEW HOPE-LAMBERTVILLE TOLL BRIDGE

R: 3362-09-17- PER-02-09-17

Chairman Lavery addressed the Meeting and asked the Commission Members if, after their review, there were any questions.

At the conclusion of the review, Commissioner Janvey moved and Commissioner Laurenti seconded the adoption of the following Resolution:

“RESOLVED, by the Delaware River Joint Toll Bridge Commission at its Regular Meeting assembled this 25th day of September, 2017, that subject to applicable practices and procedures, the Commission approves the provision of retirement health benefits to Frederick Heinemann who is to retire on February 2, 2018.”

Chairman Lavery then invited any questions on the Resolution. No questions were presented and the Resolution was unanimously adopted.

APPOINTMENT OF TODD TERSIGNI TO THE MAINTENANCE WORKER III POSITION-DISTRICT II

R: 3363-09-17- PER-03-09-17

Chairman Lavery addressed the Meeting and asked the Commission Members if, after their review, there were any questions.

At the conclusion of the review, Commissioner Stanley moved and Commissioner Grace seconded the adoption of the following Resolution:

“RESOLVED, by the Delaware River Joint Toll Bridge Commission at its Regular Meeting assembled this 25th day of September, 2017, that the Commission authorizes the appointment of Todd Tersigni to the position of Maintenance Worker III at District II with starting compensation set at \$34,656 per annum which is the minimum step in the pay range for the Maintenance

DELAWARE RIVER JOINT TOLL BRIDGE COMMISSION

Meeting of September 25, 2017

Worker III position (\$34,656-\$44,220), pending satisfactory completion of the required personnel processing.”

Chairman Lavery then invited any questions on the Resolution. No questions were presented and the Resolution was unanimously adopted.

APPROVAL FOR PROMOTION OF DONNA TRONOLONE TO ADMINISTRATIVE GENERALIST-EXECUTIVE OFFICE

R: 3364-09-17- PER-05-09-17

Chairman Lavery addressed the Meeting and asked the Commission Members if, after their review, there were any questions.

At the conclusion of the review, Commissioner Stanley moved and Commissioner Laurenti seconded the adoption of the following Resolution:

"RESOLVED, by the Delaware River Joint Toll Bridge Commission at its Regular Meeting assembled this 25th day of September, 2017, that the Commission authorizes the promotion of Donna Tronolone to the Position of Administrative Generalist in the Executive Office with compensation set at \$51,330 per annum which is the minimum step in the pay range for the Administrative Generalist position (\$51,330-\$63,940) pending satisfactory completion of the required personnel processing.”

Chairman Lavery invited any further questions on the Resolution. No questions were presented and the Resolution was unanimously adopted.

APPROVAL FOR PAYMENT OF INVOICES STRADLEY RONON, PA LABOR COUNSEL

R: 3365-09-17- ACCT -01-09-17

Chairman Lavery addressed the Meeting and asked the Commission Members if, after their review, there were any questions.

At the conclusion of the review, Commissioner Van Vliet moved and Commissioner Laurenti seconded the adoption of the following Resolution:

“RESOLVED, by the Delaware River Joint Toll Bridge Commission at its Regular Meeting assembled this 25th day of September, 2017, via this Resolution, authorizes payment of invoices #17072473, #17081683, #17072474, #17081825, #17081682 and #17081684 in the total amount of \$20,751.53 for Professional Services Rendered to Stradley Ronon, PA Labor Counsel; and

DELAWARE RIVER JOINT TOLL BRIDGE COMMISSION

Meeting of September 25, 2017

“RESOLVED: identifying the Operating Fund as the source of funds required for any and all disbursements.”

Chairman Lavery then invited any questions on the Resolution. No questions were presented and the Resolution was unanimously adopted.

APPROVAL FOR PAYMENT OF INVOICES

ARCHER LAW, PA LEGAL COUNSEL

R: 3366-09-17- ACCT -02-09-17

Chairman Lavery addressed the Meeting and asked the Commission Members if, after their review, there were any questions.

At the conclusion of the review, Commissioner Van Vliet moved and Commissioner Laurenti seconded the adoption of the following Resolution:

“RESOLVED, by the Delaware River Joint Toll Bridge Commission at its Regular Meeting assembled this 25th day of September, 2017, via this Resolution authorizing payment of invoices #4090507, #4093215, #4091239, #4093565, #4090503, #4090504, #4090506, #4093564 and #4091238 in the total amount due of \$ 27,275.80 for Professional Services Rendered; and

“RESOLVED, identifying the Operating Fund as the source of funds required for any and all disbursements.”

Chairman Lavery then invited any questions on the Resolution. No questions were presented and the Resolution was unanimously adopted.

APPROVAL FOR PAYMENT OF INVOICES

CHIESA SHAHINIAN & GIANTOMASI, NJ LABOR COUNSEL

R: 3367-09-17- ACCT -03-09-17

Chairman Lavery addressed the Meeting and asked the Commission Members if, after their review, there were any questions.

At the conclusion of the review, Commissioner Van Vliet moved and Commissioner Laurenti seconded the adoption of the following Resolution:

“RESOLVED, by the Delaware River Joint Toll Bridge Commission at its Regular Meeting assembled this 25th day of September, 2017, via this Resolution authorizing payment of invoices #355911, #357931, #357932 and #356812 in the total amount due of \$46,713.29 for professional services rendered to Chiesa, Shahinian & Giantomasi, New Jersey Labor Counsel; and

DELAWARE RIVER JOINT TOLL BRIDGE COMMISSION

Meeting of September 25, 2017

“RESOLVED: identifying the Operating Fund as the source of funds required for any and all disbursements.”

Chairman Lavery then invited any questions on the Resolution. No questions were presented and the Resolution was unanimously adopted.

APPROVAL FOR PAYMENT OF INVOICE

FLORIO, PERRUCCI, STEINHARDT AND FADER, NJ LEGAL COUNSEL

R: 3368-09-17- ACCT -04-09-17

Chairman Lavery addressed the Meeting and asked the Commission Members if, after their review, there were any questions.

At the conclusion of the review, Commissioner Janvey moved and Commissioner Van Vliet seconded the adoption of the following Resolution:

“RESOLVED, by the Delaware River Joint Toll Bridge Commission at its Regular Meeting assembled this 25th day of September, 2017, via this Resolution authorizing payment of invoice #137902 in the amount due of \$6,757.73 for Capital and Non-Capital Professional Services to Florio, Perrucci, Steinhardt and Fader, NJ Legal Counsel; and

“RESOLVED, identifying the Operating Fund as the source of funds required for any and all disbursements.”

Chairman Lavery then invited any questions on the Resolution. No questions were presented and the Resolution was unanimously adopted.

INVITE ANY COMMENTS

Chairman Lavery invited any Comments from the public.

Joseph Capo, New Jersey Resident addressed the meeting and said:

“My name is Joe Capo. I live in Oxford, New Jersey. And I'm glad to be here to talk to you actually. Mostly that nobody took a knee when we did the Pledge of Allegiance.

The reason I'm here is because on June 1st I was rudely made aware of the fact that you folks had clarified the toll rates to match the E-Z Pass rates. On that day, I was pretty upset when I paid \$16 to go over the bridge with my camper. And Jodee was kind enough to explain to me through a couple e-mails and this morning, that it's -- what I have come to realize is you folks are just working

DELAWARE RIVER JOINT TOLL BRIDGE COMMISSION

Meeting of September 25, 2017

within the confines of the technology and the limitations that E-Z Pass has because the folks that use EZ Pass have been paying this rate since 2002. And now that you have clarified it and folks that don't use E-Z Pass are going to start paying that also. I have a feeling that I know you can't do anything about the toll rates, but it's the clarification that I think there is some injustice here because it just so happens I have two Goose Neck trailers, a horse trailer and a camper. But there are bumper-pulled horse trailers and bumper-pulled campers. It just so happens my son has a camper. It's actually more square footage than mine, but it is a tag along, a bumper pull. Given the technology, he would pay a completely different rate much lower than mine would be because mine is a Goose Neck. And Jodee explained to me the technological limitations of the E-Z Pass system. So the only other alternative probably would be a different classification because I would be paying the same rate as a single axle tractor-trailer with four axles to go over a bridge when he's a profit -- for-profit organization and I'm an independent citizen. You know, private citizens. With a pick-up truck and a Goose Neck camper. Just really deserves another look and I really hope you take some time because it's only been a couple months and I think a year from now you may hear from a few more people than just a handful. That's all I got to say."

INVITE ANY FURTHER COMMENTS

Chairman Lavery invited any further Comments from the public. No further comments were presented

SCHEDULING OF THE OCTOBER 30, 2017 MEETING

Chairman Lavery addressed the Meeting and stated that the Commission's next meeting will be held Monday, October 30, 2017.

The Meeting will be called to Order at 10:30 a.m. in the Boardroom at the New Hope Executive Offices, New Hope Pennsylvania 18938-9519.

Chairman Lavery assured the Commission Members that an "Official Notice of Meeting" would be forwarded to each and every Member of the Commission.

ADJOURNMENT

Chairman Lavery invited a motion for Adjournment.

Commissioner Van Vliet then moved that the Meeting be adjourned and Commissioner Grace seconded the motion. The voice vote was unanimously affirmative and the Meeting was adjourned at 10:55 am, Monday, September 25, 2017.

DELAWARE RIVER JOINT TOLL BRIDGE COMMISSION

Meeting of September 25, 2017

Prepared and submitted by:



WENDY READING

Assistant Secretary Treasurer to the Commission

Approved by:



JOSEPH J. RESTA

Executive Director

DELAWARE RIVER JOINT TOLL BRIDGE COMMISSION

Meeting of September 25, 2017

FINANCE

The following Pages reflect the reports on those items assigned to the Finance Department. Each item is reported separately and page numbered accordingly.

DELAWARE RIVER JOINT TOLL BRIDGE COMMISSION

Meeting of September 25, 2017

July Financial Reports

SUBJECT	DESCRIPTION	PAGE NUMBER
Accounting	Status of Cash Balances at July 31, 2017	1
Accounting	Status of Bond Retirement at July 31, 2017	2
Accounting	Status of Investments at July 31, 2017	3-6
Accounting	Status of Toll Traffic and Revenue & Toll Supported Traffic Month of July 2017 Compared with Month of July 2016	7-20
Accounting	Statistical Summary of Expenditures on Toll Bridges and Toll Supported Bridges Accounts for the Period July 1, 2017 through July 31, 2017	21-33
Accounting	Statement of Revenue and Expenses: Seven Months Period ending July 31, 2017	34

DELAWARE RIVER JOINT TOLL BRIDGE COMMISSION

Meeting of September 25, 2017

**There follows Cash Balances of the Commission at July 31, 2017 for the
information and review of the Members:**

COMMISSION CASH DEPOSITS

Wells Fargo Bank, N. A.

Revenue Fund	11,716,316
Payroll Fund	53,536
Insurance Clearing Account	750,000
TOTAL	\$ 12,519,852

CASH DEPOSIT GUARANTEES

Wells Fargo Bank	PA ACT 72	FULL BALANCE
-------------------------	------------------	---------------------

8/8/2017

STATUS OF BRIDGE REVENUE BONDS AT JULY 31, 2017

Footnote:

2012 Series Bonds	Refunded remaining balance of 2003A Series and \$30,795,000 of the 2005A Series Bonds.
2015 Series Bonds	Refunded \$86,505,000 of the 2007A Series Bonds.



Delaware River Joint Toll Bridge Commission

Delaware River Joint TBC Purchases Report Sorted by Fund - Maturity Date July 1, 2017 - July 31, 2017

DRJTBC

CUSIP	Investment #	Fund	Sec. Type	Issuer	Original Par Value	Purchase Date	Payment Periods	Principal Purchased	Accrued Interest at Purchase	Rate at Purchase	Maturity Date	YTM	Ending Book Value
General Reserve Fund													
89119BCF1	10486	01GRF	ACP	TORONT	1,500,000.00	07/11/2017	03/15 - At Maturity	1,485,540.21		1.405	03/15/2018	1.442	1,486,769.58
			Subtotal		1,500,000.00			1,485,540.21	0.00				1,486,769.58
Construction Fund 2017													
912796LY3	10488	06CF17	ATD	USTR	33,700,000.00	07/13/2017	10/19 - At Maturity	33,605,508.91		1.030	10/19/2017	1.047	33,623,828.61
89119BCF1	10487	06CF17	ACP	TORONT	4,000,000.00	07/11/2017	03/15 - At Maturity	3,961,440.56		1.405	03/15/2018	1.442	3,964,718.89
			Subtotal		37,700,000.00			37,566,949.47	0.00				37,588,547.50
			Total Purchases		39,200,000.00			39,052,489.68	0.00				39,075,317.08



Delaware River
Joint Toll Bridge
Commission

Delaware River Joint TBC
Investment Classification
Sorted by Fund - Maturity Date
July 31, 2017

DRJTBC

CUSIP	Investment #	Fund	Issuer	Investment Class	Par Value	YTM	Maturity Date	Market Price	Market Date	Market Value	Book Value	Reported Value
Debt Service Fund												
38145C752	10113	01DSF	Goldman Sachs Ila Fed Port	Amort	906,927.53	0.013		100.000	07/31/2017	906,927.53	906,927.53	906,927.53
					Subtotal					906,927.53	906,927.53	906,927.53
General Reserve Fund												
38145C752	10115	01GRF	Goldman Sachs Ila Fed Port	Amort	0.00	0.822		100.000	07/31/2017	0.00	0.00	0.00
PAINVEST	10050	01GRF	PA Invest	Amort	5,119,668.26	1.017		100.000	07/31/2017	5,119,668.26	5,119,668.26	5,119,668.26
PAINVEST	10462	01GRF	PA Invest	Amort	26,118,511.56	0.969		100.000	07/31/2017	26,118,511.56	26,118,511.56	26,118,511.56
912828D49	10458	01GRF	Federal Home Loan Bank	Fair	7,500,000.00	0.827	08/15/2017	99.998	07/31/2017	7,499,850.00	7,500,117.19	7,499,850.00
3135GOMZ3	10371	01GRF	Federal National Mtg Assn	Fair	7,500,000.00	0.894	08/28/2017	99.985	07/31/2017	7,498,875.00	7,500,174.99	7,498,875.00
86960JW50	10421	01GRF	Svenska Handelsbanken	Fair	6,000,000.00	1.156	09/05/2017	99.412	07/31/2017	5,964,750.00	5,993,437.50	5,964,750.00
3137EADL0	10395	01GRF	Federal Home Loan Mtg Corp	Fair	5,000,000.00	0.736	09/29/2017	99.978	07/31/2017	4,988,900.00	5,002,109.73	4,988,900.00
912828F54	10459	01GRF	Federal Home Loan Bank	Fair	10,000,000.00	0.913	10/15/2017	99.958	07/31/2017	9,995,800.00	9,999,125.47	9,995,800.00
912828TW0	10398	01GRF	Federal Home Loan Bank	Fair	5,000,000.00	0.669	10/31/2017	99.916	07/31/2017	4,995,800.00	5,000,989.61	4,995,800.00
912828G20	10454	01GRF	Federal Home Loan Bank	Fair	9,470,000.00	0.929	11/15/2017	99.935	07/31/2017	9,463,844.50	9,468,504.65	9,463,844.50
912828UA6	10399	01GRF	Federal Home Loan Bank	Fair	5,000,000.00	0.879	11/30/2017	99.840	07/31/2017	4,992,000.00	4,999,111.92	4,992,000.00
3137EADX4	10396	01GRF	Federal Home Loan Bank	Fair	5,000,000.00	0.731	12/15/2017	99.844	07/31/2017	4,997,400.00	5,004,966.53	4,997,400.00
912828UE8	10455	01GRF	Federal Home Loan Mtg Corp	Fair	10,000,000.00	0.974	12/31/2017	99.844	07/31/2017	9,984,400.00	9,990,735.82	9,984,400.00
8923A1AC5	10484	01GRF	U.S. Treasury	Fair	6,000,000.00	1.354	01/12/2018	99.123	07/31/2017	5,947,420.02	5,963,920.00	5,947,420.02
3130A8RY1	10391	01GRF	TOYOTA Motor Credit CP	Fair	6,000,000.00	0.738	01/19/2018	99.806	07/31/2017	5,988,540.00	6,000,267.78	5,988,540.00
912828P20	10465	01GRF	Federal Home Loan Bank	Fair	9,000,000.00	1.022	01/31/2018	99.797	07/31/2017	8,981,730.00	8,987,816.78	8,981,730.00
19121BB73	10420	01GRF	Federal Home Loan Bank	Fair	6,000,000.00	1.237	02/07/2018	98.803	07/31/2017	5,928,206.70	5,961,683.34	5,928,206.70
912828UR9	10464	01GRF	Coca Cola	Fair	9,500,000.00	1.033	02/28/2018	99.770	07/31/2017	9,478,150.00	9,484,530.24	9,478,150.00
89119BCF1	10486	01GRF	Federal Home Loan Bank	Fair	1,500,000.00	1.442	03/15/2018	99.036	07/31/2017	1,485,540.21	1,486,769.58	1,485,540.21
912828Q45	10416	01GRF	Toronto Dominion	Fair	6,000,000.00	0.963	03/31/2018	99.801	07/31/2017	5,988,060.00	5,996,524.60	5,988,060.00
3137EAE43	10401	01GRF	Federal Home Loan Mtg Corp	Fair	10,000,000.00	0.870	04/09/2018	99.671	07/31/2017	9,967,100.00	9,991,719.03	9,967,100.00
3135GOWJ8	10400	01GRF	Federal National Mtg Assn	Fair	10,000,000.00	0.877	05/21/2018	99.697	07/31/2017	9,969,700.00	9,999,719.35	9,969,700.00
912828R93	10417	01GRF	Federal Home Loan Bank	Fair	6,000,000.00	1.051	06/30/2018	99.449	07/31/2017	5,966,851.83	5,976,851.83	5,966,851.83
912828S68	10418	01GRF	Federal Home Loan Bank	Fair	6,000,000.00	1.089	07/31/2018	99.514	07/31/2017	5,970,840.00	5,979,879.14	5,970,840.00
912828C3	10419	01GRF	Federal Home Loan Bank	Fair	6,000,000.00	1.118	08/31/2018	99.442	07/31/2017	5,966,520.00	5,976,401.64	5,966,520.00
3130A9AC5	10403	01GRF	Federal Home Loan Bank	Fair	10,000,000.00	1.100	09/21/2018	99.701	07/31/2017	9,970,100.00	10,000,000.00	9,970,100.00
3134GASE5	10405	01GRF	Federal Home Loan Mtg Corp	Fair	7,000,000.00	1.050	10/26/2018	99.602	07/31/2017	6,972,140.00	7,000,000.00	6,972,140.00
3134GAXX7	10406	01GRF	Federal Home Loan Mtg Corp	Fair	2,500,000.00	1.187	11/30/2018	99.476	07/31/2017	2,486,900.00	2,497,505.21	2,486,900.00

Data Updated: ~REPORT~: 08/09/2017 09:12
Run Date: 08/09/2017 - 09:12

Portfolio DRJ
AP
IC (PRF_IC) 7.1.1
Report Ver. 7.3.2

**Delaware River Joint TBC
Investment Classification
July 31, 2017**

Page 2

CUSIP	Investment #	Fund	Issuer	Investment Class	Par Value	YTM	Maturity Date	Market Price	Market Date	Market Value	Book Value	Reported Value
General Reserve Fund												
3134GAYQ1	10415	01GRF	Federal Home Loan Mtg Corp	Fair	9,100,000.00	1.118	12/05/2018	99.649	07/31/2017	9,068,059.00	9,095,412.08	9,068,059.00
912828N63	10414	01GRF	U.S. Treasury	Fair	9,000,000.00	1.198	01/15/2019	99.745	07/31/2017	8,977,050.00	8,990,575.93	8,977,050.00
				Subtotal	221,308,179.82	0.986				220,742,795.25	221,087,029.76	220,742,795.25
Operating Fund												
38145C752	10108	01OF	Goldman Sachs Ila Fed Port	Amort	28,706.98	0.013		100.000	07/31/2017	28,706.98	28,706.98	28,706.98
912828P20	10477	01OF	Federal Home Loan Bank	Fair	5,295,000.00	1.070	01/31/2018	99.797	07/31/2017	5,284,251.15	5,286,573.32	5,284,251.15
				Subtotal	5,323,706.98	1.064				5,312,958.13	5,315,280.30	5,312,958.13
Reserve Maintenance Fund												
38145C752	10106	01RMF	Goldman Sachs Ila Fed Port	Amort	20,201.34	0.013		100.000	07/31/2017	20,201.34	20,201.34	20,201.34
912828P20	10476	01RMF	Federal Home Loan Bank	Fair	3,770,000.00	1.070	01/31/2018	99.797	07/31/2017	3,762,346.90	3,764,000.27	3,762,346.90
				Subtotal	3,790,201.34	1.064				3,782,548.24	3,784,201.61	3,782,548.24
Debt Service Reserve 2005A												
38145C752	10110	05DSRF05	Goldman Sachs Ila Fed Port	Amort	4,114.88	0.013		100.000	07/31/2017	4,114.88	4,114.88	4,114.88
912828P20	10478	05DSRF05	Federal Home Loan Bank	Fair	1,000,000.00	1.070	01/31/2018	99.797	07/31/2017	997,970.00	998,408.56	997,970.00
3133EFKW6	10379	05DSRF05	Federal Farm Credit Bank	Fair	1,991,000.00	1.030	10/26/2018	99.523	07/31/2017	1,981,502.93	1,990,515.32	1,981,502.93
				Subtotal	2,995,114.88	1.041				2,983,587.81	2,993,038.76	2,983,587.81
Capitalized Interest Acc 2017												
38145C752	10423	06CAPINT1	Goldman Sachs Ila Fed Port	Amort	67,275.76	0.013		100.000	07/31/2017	67,275.76	67,275.76	67,275.76
912828UE8	10430	06CAPINT1	U.S. Treasury	Fair	17,230,000.00	0.939	12/31/2017	99.844	07/31/2017	17,203,121.20	17,216,539.07	17,203,121.20
				Subtotal	17,297,275.76	0.935				17,270,396.96	17,283,814.83	17,270,396.96
Construction Fund 2017												
38145C752	10424	06CF17	Goldman Sachs Ila Fed Port	Amort	0.00	0.001		100.000	07/31/2017	0.00	0.00	0.00
PAINVEST	10463	06CF17	PA Invest	Amort	56,989,299.96	0.969		100.000	07/31/2017	56,989,299.96	56,989,299.96	56,989,299.96
05253AVJ6	10468	06CF17	Aust & NZ Banking Group	Fair	40,000,000.00	1.083	08/18/2017	99.640	07/31/2017	39,856,000.00	39,979,600.00	39,856,000.00
86960JW19	10469	06CF17	Svenska Handelsbanken	Fair	17,000,000.00	1.114	09/01/2017	99.599	07/31/2017	16,983,750.83	16,983,750.83	16,983,750.83
8923A0WR0	10472	06CF17	TOYOTA Motor Credit CP	Fair	25,000,000.00	1.185	09/25/2017	99.501	07/31/2017	24,875,444.50	24,954,930.56	24,875,444.50
8923A0WS8	10471	06CF17	TOYOTA Motor Credit CP	Fair	20,000,000.00	1.196	09/26/2017	99.494	07/31/2017	19,968,850.00	19,962,977.78	19,968,850.00
912796LY3	10488	06CF17	U.S. Treasury	Fair	33,700,000.00	1.047	10/19/2017	99.706	07/31/2017	33,601,137.34	33,623,828.61	33,601,137.34
912828TW0	10473	06CF17	Federal Home Loan Bank	Fair	50,000,000.00	0.982	10/31/2017	99.916	07/31/2017	49,958,000.00	49,971,486.46	49,958,000.00
912796MC0	10485	06CF17	U.S. Treasury	Fair	11,000,000.00	0.995	11/16/2017	99.478	07/31/2017	10,942,630.38	10,968,057.53	10,942,630.38
912828U46	10474	06CF17	Federal Home Loan Bank	Fair	40,000,000.00	1.004	11/30/2017	99.840	07/31/2017	39,936,000.00	39,950,108.51	39,936,000.00

Data Updated: ~REPORT~: 08/09/2017 09:12
Run Date: 08/09/2017 - 08:12

Portfolio DRJ
AP
IC (PRF_IC) 7.1.1
Report Ver. 7.3.2

Delaware River Joint TBC
Investment Classification
July 31, 2017

Page 3

CUSIP	Investment #	Fund	Issuer	Investment Class	Par Value	YTM	Maturity Date	Market Price	Market Date	Market Value	Book Value	Reported Value
Construction Fund 2017												
912828N55	10475	06CF17	Federal Home Loan Bank	Fair	20,000,000.00	1.023	12/31/2017	99.946	07/31/2017	19,989,200.00	19,989,076.92	19,989,200.00
912828P20	10483	06CF17	Federal Home Loan Bank	Fair	40,000,000.00	1.070	01/31/2018	99.797	07/31/2017	39,918,800.00	39,936,342.37	39,918,800.00
89119BCF1	10487	06CF17	Toronto Dominion	Fair	4,000,000.00	1.442	03/15/2018	99.036	07/31/2017	3,961,440.56	3,961,418.89	3,961,440.56
				Subtotal	357,689,299.96	1.050				356,858,661.13	357,283,178.42	356,858,661.13
Clearing Fund 2017												
38145C752	10422	06CLEAR17	Goldman Sachs Ila Fed Port	Amort	212,361.83	0.013		100.000	07/31/2017	212,361.83	212,361.83	212,361.83
				Subtotal	212,361.83	0.013				212,361.83	212,361.83	212,361.83
Debt Service Reserve Fund 12A												
38145C752	10260	06DSRF12A	Goldman Sachs Ila Fed Port	Amort	2,102.21	0.013		100.000	07/31/2017	2,102.21	2,102.21	2,102.21
912828P20	10480	06DSRF12A	Federal Home Loan Bank	Fair	1,015,000.00	1.070	01/31/2018	99.797	07/31/2017	1,012,939.55	1,013,384.69	1,012,939.55
3133EFKW6	10381	06DSRF12A	Federal Farm Credit Bank	Fair	1,866,000.00	1.030	10/26/2018	99.523	07/31/2017	1,857,099.18	1,865,545.75	1,857,099.18
				Subtotal	2,883,102.21	1.043				2,872,140.94	2,881,032.65	2,872,140.94
Debt Service Reserve Fund 2015												
38145C752	10349	06DSRF15	Goldman Sachs Ila Fed Port	Amort	0.00	0.130		100.000	07/31/2017	0.00	0.00	0.00
912828P20	10481	06DSRF15	Federal Home Loan Bank	Fair	4,730,000.00	1.070	01/31/2018	99.797	07/31/2017	4,720,398.10	4,722,472.49	4,720,398.10
3133EFKW6	10382	06DSRF15	Federal Farm Credit Bank	Fair	3,000,000.00	1.030	10/26/2018	99.523	07/31/2017	2,985,690.00	2,999,269.69	2,985,690.00
				Subtotal	7,730,000.00	1.054				7,706,088.10	7,721,742.18	7,706,088.10
Debt Service Reserve Fund 2017												
38145C752	10425	06DSRF17	Goldman Sachs Ila Fed Port	Amort	119,433.30	0.013		100.000	07/31/2017	119,433.30	119,433.30	119,433.30
912828P20	10482	06DSRF17	Federal Home Loan Bank	Fair	30,645,000.00	1.070	01/31/2018	99.797	07/31/2017	30,582,790.65	30,596,230.31	30,582,790.65
				Subtotal	30,764,433.30	1.065				30,702,223.95	30,715,663.61	30,702,223.95
Debt Service Reserve Fund 07A												
38145C752	10111	06DSRF7A	Goldman Sachs Ila Fed Port	Amort	3,629.17	0.013		100.000	07/31/2017	3,629.17	3,629.17	3,629.17
912828P20	10479	06DSRF7A	Federal Home Loan Bank	Fair	1,000,000.00	1.070	01/31/2018	99.797	07/31/2017	997,970.00	998,408.56	997,970.00
3133EFKW6	10380	06DSRF7A	Federal Farm Credit Bank	Fair	1,103,000.00	1.030	10/26/2018	99.523	07/31/2017	1,097,738.69	1,102,731.49	1,097,738.69
				Subtotal	2,106,629.17	1.047				2,099,337.86	2,104,769.22	2,099,337.86
				Total	653,007,232.78	1.024				651,450,027.73	652,289,040.70	651,450,027.73

Data Updated: ~REPORT~: 08/09/2017 09:12
Run Date: 08/09/2017 - 09:12

Portfolio DRJ
AP
IC (PRE_IC) 7.1.1
Report Ver: 7.3.2

DELAWARE RIVER JOINT TOLL BRIDGE COMMISSION
Meeting of September 25, 2017
TOLL TRAFFIC AND REVENUE STATISTICS (July, 2017)

Summary: The Commission experienced an increase in total toll revenue for July 2017 in comparison to the July 2016 traffic and revenue statistics. Total toll traffic however reflected a decrease for the month of July. [It should be noted that 2016 was a leap year, and that Year-to-Date totals for 2017 reflect one less day].

Analysis of July 2017 / July 2016 toll revenue data comparison:

- An overall toll revenue increase of 1.05 percent was recorded at the Commission's seven toll bridges for the month.
- Commercial-vehicle toll revenue reflected a 2.12 percent increase.
- Passenger-vehicle toll revenue generated a 1.47 percent decrease.

Analysis of July 2017 / July 2016 traffic data comparison:

- Total toll traffic decreased by 59,796 vehicles, or 1.57 percent for the month.
- Commercial-vehicle traffic increased by 1,319 vehicles, or 0.29 percent.
- Passenger-vehicle toll traffic decreased by 61,115 vehicles, or 1.82 percent.
- Average daily toll traffic for the Commission's seven toll bridges for July 2017 was 121,068 total vehicles as compared to 122,997 total vehicles in July 2016.
- Total recorded westbound traffic volume at the eleven vehicular toll supported bridges for July 2017 increased by 16,896 vehicles, or 0.61 percent when compared to July 2016. Average daily westbound traffic at these bridges for July 2017 was 89,310 vehicles as compared to 88,765 for July 2016.

Traffic analysis for 2017 YTD:

- Total YTD toll traffic for the seven toll bridges is reflecting a 1.39 percent increase through the first seven months of 2017 as compared to the same period in 2016.
- Westbound traffic on the eleven toll supported bridges is reflecting a 1.27 percent increase through the first seven months of 2017 as compared to last year.

DISTRICT REVIEW

District 1

Total toll traffic at Trenton-Morrisville (TM) for July 2017 reflected a 0.31 percent decrease compared to July 2016 as the result of a decrease of 2,857 cars and an increase of 410 trucks. At New Hope-Lambertville (NHL), decreases of 1,459 cars and 1,452 trucks combined to generate a decrease in total toll traffic of 1.68 percent for the month of July 2017 as compared to July 2016.

District II

The I-78 Toll Bridge experienced a decrease of 2.95 percent in total toll traffic for the month of July 2017 compared to July 2016 as the result of the decrease of 39,053 cars and the increase of 5,142 trucks. At the Easton-Phillipsburg (EP) Toll Bridge, an increase of 1,268 passenger vehicles and a decrease of 2,572 trucks combined to generate a 0.28 percent decrease in total toll traffic for July 2017.

District III

Portland-Columbia (PC) experienced a 2.58 percent decrease in total toll traffic during July 2017 as a result of decreases of 2,094 automobiles and 1,016 trucks compared to July 2016. At the Delaware Water Gap (DWG) Toll Bridge, a decreases of 12,059 passenger vehicles and an increase of 1,414 trucks combined to generate a decrease of 1.09 percent in total toll traffic for July 2017 as compared to July 2016. At Milford-Montague (MM), decreases of 4,861 passenger vehicles and 607 trucks combined to produce a 3.92 percent decrease in total toll traffic for the month of July 2017.

E-ZPass Penetration Rates

The table below provides a comparison of the *E-ZPass* penetration rates for the Commission's seven (7) toll bridges for the months of July, 2017 and July, 2016, and the year-to-date periods ending July 31, 2017 and July 31, 2016.

		<i>E-ZPass</i> PENETRATION RATES					
		JULY 2017	JULY 2016	Change in Monthly Percentage	YTD 2017	YTD 2016	Change in YTD Percentage
All Toll Bridges	Cars	66.24	62.61	3.63	66.39	63.79	2.60
	Trucks	85.62	84.86	0.76	85.71	85.17	0.54
	Total	69.58	65.31	4.27	69.07	66.69	2.38
Trenton - Morrisville	Cars	64.65	61.26	3.39	65.56	62.19	3.37
	Trucks	90.23	90.18	0.05	88.55	89.96	-1.41
	Total	66.26	63.06	3.20	67.14	64.00	3.14
New Hope - Lambertville	Cars	80.40	77.48	2.92	80.84	78.14	2.70
	Trucks	81.96	82.82	-0.86	82.18	83.10	-0.92
	Total	81.13	77.79	3.34	80.92	78.45	2.47
I-78	Cars	66.95	62.16	4.79	67.08	64.53	2.55
	Trucks	86.23	84.58	1.65	86.56	84.88	1.68
	Total	71.23	66.88	4.35	72.05	69.50	2.55
Easton - Phillipsburg	Cars	66.24	63.80	2.44	67.20	65.27	1.93
	Trucks	80.43	82.49	-2.06	80.66	83.06	-2.40
	Total	66.97	64.87	2.10	67.75	66.36	1.39
Portland - Columbia	Cars	60.83	58.16	2.67	61.15	58.99	2.16
	Trucks	88.31	86.76	1.55	86.30	87.06	-0.76
	Total	62.68	60.28	2.40	62.95	61.14	1.81
Delaware Water Gap	Cars	65.34	61.74	3.60	64.66	62.12	2.54
	Trucks	85.31	83.97	1.34	84.18	84.45	-0.27
	Total	67.88	64.51	3.37	67.59	65.39	2.20
Milford - Montague	Cars	60.90	60.39	0.51	60.17	58.06	2.11
	Trucks	75.07	79.76	-4.69	73.36	80.67	-7.31
	Total	61.30	60.92	0.38	60.53	58.73	1.80

DELAWARE RIVER JOINT TOLL BRIDGE COMMISSION

ALL TOLL BRIDGES

COMPARATIVE STATEMENT OF TOLL TRAFFIC AND REVENUE

JULY 2017

JANUARY 1, 2016			JANUARY 1, 2017			MONTH OF		
JULY 31, 2016			JULY 31, 2017			JULY 2016		
213 DAYS			212 DAYS			31 DAYS		
NUMBER OF VEHICLES	TOTAL REVENUE		NUMBER OF VEHICLES	TOTAL REVENUE	VEHICLE CLASS	NUMBER OF VEHICLES	TOTAL REVENUE	TOTAL REVENUE
20,202,879	\$ 20,320,448.00		20,418,653	\$ 20,560,891.00	Passenger	3,350,617	\$ 3,314,331.00	\$ 3,374,949.00
-	(846,975.69)		-	(768,844.28)	Discounts *	-	(107,976.70)	(120,846.15)
20,202,879	\$ 19,473,472.31		20,418,653	\$ 19,794,046.72	TOTAL PASSENGER	3,350,617	\$ 3,206,354.30	\$ 3,254,102.85
514,758	3,318,641.95		506,557	3,262,257.05	2-Axle Trucks		415,082.20	506,506.65
226,347	2,678,920.80		281,396	3,330,062.40	3-Axle Trucks	78,580	484,132.80	415,983.60
259,820	4,080,051.20		281,024	4,418,632.80	4-Axle Trucks	35,193	688,503.40	615,284.80
2,110,734	41,351,744.00		2,147,910	42,093,142.00	5-Axle Trucks	39,165	5,979,202.00	5,874,402.00
57,961	1,343,373.60		63,149	1,467,756.01	6-Axle Trucks	300,155	219,160.80	195,643.20
4,775	133,449.60		3,435	94,776.00	7-Axle Trucks	8,447	4,054.40	20,542.00
15	907.90		1	88.30	Permits	740	-	227.60
3,174,410	\$ 52,907,089.05		3,283,472	\$ 54,666,614.56	TOTAL TRUCKS	462,284	\$ 7,790,238.60	\$ 7,628,589.85
23,377,289	\$ 72,380,561.36		23,702,125	\$ 74,460,661.28	TOTAL TOLL VEHICLES	3,812,901	10,996,592.90	10,882,692.70
109,753	\$ 339,814.84		111,802	\$ 351,229.53	DAILY AVERAGE	122,997	\$ 354,728.80	\$ 351,054.60

Rate Change	
Traffic (toll)	1.39%
Autos	1.07%
Trucks	3.44%
Revenue	2.87%
Autos	1.65%
Trucks	3.33%

Rate Change	
Traffic (toll)	-1.57%
Autos	-1.82%
Trucks	0.23%
Revenue	1.05%
Autos	-1.47%
Trucks	2.12%

* Discounts represents rebates for commuter discounts earned when a customer crosses the Commission's bridges 20 times in a 35 day period, and Commission vehicle's non-revenue crossings.

NOTE: YTD traffic and revenue totals have been positively affected by the Jan. 21, 2017 closure of the Delaware River Turnpike Bridge.
NOTE: 2016 was a leap year. YTD statistics reflect one less day.

DELAWARE RIVER JOINT TOLL BRIDGE COMMISSION

TRENTON - MORRISVILLE TOLL BRIDGE

COMPARATIVE STATEMENT OF TOLL TRAFFIC AND REVENUE

JULY 2017

JANUARY 1, 2016 JULY 31, 2016 213 DAYS			JANUARY 1, 2017 JULY 31, 2017 212 DAYS			MONTH OF JULY 2017 31 DAYS			MONTH OF JULY 2016 31 DAYS		
NUMBER OF VEHICLES	TOTAL REVENUE		NUMBER OF VEHICLES	TOTAL REVENUE	VEHICLE CLASS	NUMBER OF VEHICLES	TOTAL REVENUE		NUMBER OF VEHICLES	TOTAL REVENUE	
4,845,717	\$ 4,860,091.00		5,153,802	\$ 5,175,774.00	Passenger	736,126	\$ 738,466.00		738,983	\$ 741,462.00	
	(186,068.29)			(158,727.92)	Discounts *		(22,449.34)			(26,893.59)	
4,845,717	\$ 4,674,002.71		5,153,802	\$ 5,017,046.08	TOTAL PASSENGER	736,126	\$ 716,016.66		738,983	\$ 714,568.41	
130,702	843,880.70		120,850	779,864.15	2-Axle Trucks	11,614	74,985.95			119,926.30	
50,083	597,132.00		62,254	741,165.60	3-Axle Trucks	8,850	105,375.60			93,062.40	
51,613	815,963.20		59,965	948,699.20	4-Axle Trucks	9,607	152,400.00			122,956.80	
104,567	2,049,880.00		135,870	2,668,158.00	5-Axle Trucks	19,295	379,224.00			289,606.00	
691	16,195.20		1,371	32,119.21	6-Axle Trucks	127	3,004.80			2,181.60	
68	2,502.80		126	3,602.40	7-Axle Trucks	17	476.00			96.00	
1	5.00				Permits						
337,725	\$ 4,325,568.90		380,436	\$ 5,173,608.56	TOTAL TRUCKS	49,510	\$ 715,466.35		49,100	\$ 627,829.10	
5,183,442	\$ 8,999,571.61		5,534,238	\$ 10,190,654.64	TOTAL TOLL VEHICLES	785,636	\$ 1,431,483.01		788,083	\$ 1,342,417.51	
24,335	\$ 42,251.51		26,105	\$ 48,069.13	DAILY AVERAGE	25,343	\$ 46,176.87		25,422	\$ 43,303.79	

Rate Change	
Traffic (toll)	
Autos	6.77%
Trucks	6.36%
Revenue	12.65%
Autos	13.23%
Trucks	7.34%
	19.61%

Rate Change	
Traffic (toll)	
Autos	-0.31%
Trucks	-0.39%
Revenue	0.84%
Autos	6.63%
Trucks	0.20%
	13.96%

* Discounts represents rebates for commuter discounts earned when a customer crosses the Commission's bridges 20 times in a 35 day period, and Commission vehicle's non-revenue crossings.

NOTE: YTD traffic and revenue totals have been positively affected by the Jan. 21, 2017 closure of the Delaware River Turnpike Bridge.

DELAWARE RIVER JOINT TOLL BRIDGE COMMISSION

NEW HOPE - LAMBERTVILLE TOLL BRIDGE

COMPARATIVE STATEMENT OF TOLL TRAFFIC AND REVENUE

JULY 2017

JANUARY 1, 2016 JULY 31, 2016 213 DAYS			JANUARY 1, 2017 JULY 31, 2017 212 DAYS			JULY 2017 JULY 2017 31 DAYS			MONTH OF JULY 2016 JULY 2016 31 DAYS		
NUMBER OF VEHICLES	TOTAL REVENUE		NUMBER OF VEHICLES	TOTAL REVENUE	VEHICLE CLASS	NUMBER OF VEHICLES	TOTAL REVENUE		NUMBER OF VEHICLES	TOTAL REVENUE	
1,049,513	\$ 1,055,692.00		1,052,020	\$ 1,059,272.00	Passenger	161,407	\$ 162,427.00		162,866	\$ 164,110.00	
	(60,281.40)			(46,263.65)	Discounts *		(6,371.93)			(8,301.00)	
1,049,513	\$ 995,410.60		1,052,020	\$ 1,013,008.35	TOTAL PASSENGER	161,407	\$ 156,055.07		162,866	\$ 155,809.00	
33,541	216,734.70		27,592	178,059.70	2-Axle Trucks	3,292	21,241.35		4,826	31,203.90	
12,040	143,577.60		12,488	148,812.00	3-Axle Trucks	1,622	19,279.20		1,715	20,451.60	
5,439	84,219.20		4,317	67,091.20	4-Axle Trucks	802	12,574.40		772	11,921.60	
19,177	377,782.00		20,752	408,372.00	5-Axle Trucks	2,847	55,936.00		2,676	52,662.00	
694	15,691.20		583	13,389.60	6-Axle Trucks	86	1,968.00		112	2,534.40	
20	569.20		20	557.20	7-Axle Trucks	3	84.00		3	84.00	
1	2.00				Permits						
70,912	\$ 838,575.90		65,752	\$ 816,281.70	TOTAL TRUCKS	8,652	\$ 111,082.95		10,104	\$ 118,877.50	
1,120,425	\$ 1,833,986.50		1,117,772	\$ 1,829,290.05	TOTAL TOLL VEHICLES	170,059	\$ 267,138.02		172,970	\$ 274,686.50	
5,260	\$ 8,610.27		5,273	\$ 8,628.73	DAILY	5,486	\$ 8,617.36		5,580	\$ 8,860.85	

Rate Change
Traffic (toll)
Autos
Trucks
Revenue
Autos
Trucks

Rate Change
Traffic (toll)
Autos
Trucks
Revenue
Autos
Trucks

-1.68%
-0.90%
-14.37%
-2.75%
0.16%
-6.56%

-0.24%
0.24%
-7.28%
-0.26%
1.77%
-2.66%

* Discounts represents rebates for commuter discounts earned when a customer crosses the Commission's bridges 20 times in a 35 day period, and Commission vehicle's non-revenue crossings.

DELAWARE RIVER JOINT TOLL BRIDGE COMMISSION

178 TOLL BRIDGE

COMPARATIVE STATEMENT OF TOLL TRAFFIC AND REVENUE

JULY 2017

JANUARY 1, 2016 JULY 31, 2016 213 DAYS			JANUARY 1, 2017 JULY 31, 2017 212 DAYS			MONTH OF JULY 2017 31 DAYS			MONTH OF JULY 2016 31 DAYS		
NUMBER OF VEHICLES	TOTAL REVENUE		NUMBER OF VEHICLES	TOTAL REVENUE	VEHICLE CLASS	NUMBER OF VEHICLES	TOTAL REVENUE		NUMBER OF VEHICLES	TOTAL REVENUE	
5,169,350	\$ 5,209,770.00 (216,009.39)		5,116,562	\$ 5,162,526.00 (226,373.73)	Passenger	867,423	\$ 876,038.00 (32,543.43)		906,476	\$ 914,650.00 (30,646.91)	
5,169,350	\$ 4,993,760.61		5,116,562	\$ 4,936,152.27	Discounts *	867,423	\$ 843,494.57		906,476	\$ 884,003.09	
155,585	1,001,091.00		169,876	1,092,479.05	TOTAL PASSENGER						
85,562	1,008,225.60		112,694	1,330,599.60	2-Axle Trucks	24,086	154,960.00		24,837	159,911.05	
110,712	1,728,936.00		115,645	1,808,718.40	3-Axle Trucks	15,140	178,741.20		12,907	152,059.20	
1,279,216	25,045,946.00		1,313,151	25,713,282.00	4-Axle Trucks	16,983	265,921.60		16,625	259,833.60	
38,284	886,255.20		41,457	962,731.20	5-Axle Trucks	184,854	3,621,752.00		181,523	3,550,608.00	
3,577	98,736.00		2,681	73,684.00	6-Axle Trucks	6,031	140,395.20		5,545	128,222.40	
5	395.30		1	88.30	7-Axle Trucks	77	2,142.00		591	16,324.40	
					Permits				1	65.20	
1,672,941	\$ 29,769,585.10		1,755,505	\$ 30,981,582.55	TOTAL TRUCKS	247,171	\$ 4,363,912.00		242,029	\$ 4,267,023.85	
6,842,291	\$ 34,763,345.71		6,872,067	\$ 35,917,734.82	TOTAL TOLL VEHICLES	1,114,594	\$ 5,207,406.57		1,148,505	\$ 5,151,026.94	
32,123	\$ 163,208.20		32,415	\$ 169,423.28	DAILY AVERAGE	35,955	\$ 167,980.86		37,049	\$ 166,182.16	

Rate Change
Traffic (toll)
Autos 0.44%
Trucks -1.02%
Revenue 4.94%
Autos 3.32%
Trucks -1.15%
4.07%

Rate Change
Traffic (toll)
Autos -2.95%
Trucks -4.31%
Revenue 2.12%
Autos 1.09%
Trucks -4.58%
2.27%

* Discounts represents rebates for commuter discounts earned when a customer crosses the Commission's bridges 20 times in a 35 day period, and Commission vehicle's non-revenue crossings.

DELAWARE RIVER JOINT TOLL BRIDGE COMMISSION

EASTON - PHILLIPSBURG TOLL BRIDGE

COMPARATIVE STATEMENT OF TOLL TRAFFIC AND REVENUE

JULY 2017

JANUARY 1, 2016 JULY 31, 2016 213 DAYS			JANUARY 1, 2017 JULY 31, 2017 212 DAYS			MONTH OF JULY 2017 31 DAYS			MONTH OF JULY 2016 31 DAYS		
NUMBER OF VEHICLES	TOTAL REVENUE		NUMBER OF VEHICLES	TOTAL REVENUE	VEHICLE CLASS	NUMBER OF VEHICLES	TOTAL REVENUE		NUMBER OF VEHICLES	TOTAL REVENUE	
2,930,437	\$ 2,945,277.00		2,921,495	\$ 2,936,824.00	Passenger	440,534	\$ 443,000.00		439,266	\$ 442,051.00	
	(126,360.08)			(104,223.78)	Discounts *		(14,621.26)			(18,372.94)	
2,930,437	\$ 2,818,916.92		2,921,495	\$ 2,832,600.22	TOTAL PASSENGER	440,534	\$ 428,378.74		439,266	\$ 423,678.06	
74,881	483,817.75		50,182	324,274.60	2-Axle Trucks	6,504	42,020.55		10,549	68,124.55	
21,054	249,328.80		19,493	231,446.40	3-Axle Trucks	3,594	42,666.00		3,181	37,569.60	
20,695	328,452.80		18,330	290,614.40	4-Axle Trucks	2,709	43,044.80		2,688	42,657.60	
73,297	1,436,938.00		76,000	1,490,982.00	5-Axle Trucks	11,160	219,462.00		10,109	198,014.00	
967	23,018.40		792	18,664.80	6-Axle Trucks	143	3,412.80		153	3,636.00	
20	590.00		24	688.40	7-Axle Trucks	1	28.00		3	92.00	
			-		Permits	-			-		
190,914	\$ 2,522,145.75		164,821	\$ 2,356,650.60	TOTAL TRUCKS	24,111	\$ 350,634.15		26,683	\$ 350,093.75	
3,121,351	\$ 5,341,062.67		3,086,316	\$ 5,189,250.82	TOTAL TOLL VEHICLES	464,645	\$ 779,012.89		465,949	\$ 773,771.81	
14,654	\$ 25,075.41		14,558	\$ 24,477.60	DAILY AVERAGE	14,989	\$ 25,129.45		15,031	\$ 24,960.38	

Rate Change
Traffic (toll)
Autos
Trucks
Revenue
Autos
Trucks

Rate Change
Traffic (toll)
Autos
Trucks
Revenue
Autos
Trucks

-1.12%
-0.31%
-13.67%
-2.84%
0.49%
-6.56%

-0.28%
0.29%
-9.64%
0.68%
1.11%
0.15%

* Discounts represents rebates for commuter discounts earned when a customer crosses the Commission's bridges 20 times in a 35 day period, and Commission vehicle's non-revenue crossings.

DELAWARE RIVER JOINT TOLL BRIDGE COMMISSION

PORTLAND - COLUMBIA TOLL BRIDGE

COMPARATIVE STATEMENT OF TOLL TRAFFIC AND REVENUE

JULY 2017

JANUARY 1, 2016 JULY 31, 2016 213 DAYS			JANUARY 1, 2017 JULY 31, 2017 212 DAYS			MONTH OF JULY 2017 31 DAYS			MONTH OF JULY 2016 31 DAYS		
NUMBER OF VEHICLES	TOTAL REVENUE		NUMBER OF VEHICLES	TOTAL REVENUE	VEHICLE CLASS	NUMBER OF VEHICLES	TOTAL REVENUE		NUMBER OF VEHICLES	TOTAL REVENUE	
678,112	\$ 684,205.00 (32,824.82)		668,689	\$ 675,074.00 (28,410.54)	Passenger	109,687	\$ 111,035.00 (3,634.59)		111,781	\$ 113,176.00 (4,414.12)	
678,112	\$ 651,380.18		668,689	\$ 646,663.46	Discounts *	109,687	\$ 107,400.41		111,781	\$ 108,761.88	
15,502	100,194.25		11,373	73,602.75	TOTAL PASSENGER						
5,761	68,700.00		5,525	65,808.00	2-Axle Trucks	1,251	8,117.85		2,285	14,777.75	
15,608	249,339.20		14,872	237,195.20	3-Axle Trucks	774	9,194.40		824	9,798.00	
19,269	381,982.00		19,538	386,316.00	4-Axle Trucks	2,880	45,894.40		2,872	45,893.20	
170	4,072.80		258	6,160.80	5-Axle Trucks	2,967	58,590.00		2,915	57,672.00	
5	160.00		11	305.20	6-Axle Trucks	32	758.40		23	552.00	
-					7-Axle Trucks				1	28.00	
					Permits						
56,315	\$ 804,448.25		51,577	\$ 769,387.95	TOTAL TRUCKS	7,904	\$ 122,555.05		8,920	\$ 128,710.95	
734,427	\$ 1,455,828.43		720,266	\$ 1,416,051.41	TOTAL TOLL VEHICLES	117,591	\$ 229,955.46		120,701	\$ 237,472.83	
3,448	\$ 6,834.88		3,397	\$ 6,679.49	DAILY AVERAGE	3,793	\$ 7,417.92		3,884	\$ 7,660.41	

Rate Change
Traffic (toll)
Autos
Trucks
Revenue
Autos
Trucks

Rate Change
Traffic (toll)
Autos
Trucks
Revenue
Autos
Trucks

-1.93%
-1.39%
-8.41%
-2.73%
-0.72%
-4.36%

-2.58%
-1.87%
-11.39%
-3.17%
-1.25%
-4.78%

* Discounts represents rebates for commuter discounts earned when a customer crosses the Commission's bridges 20 times in a 35 day period, and Commission vehicle's non-revenue crossings.

DELAWARE RIVER JOINT TOLL BRIDGE COMMISSION

DELAWARE WATER GAP TOLL BRIDGE

COMPARATIVE STATEMENT OF TOLL TRAFFIC AND REVENUE

JULY 2017

JANUARY 1, 2016			JANUARY 1, 2017			MONTH OF			MONTH OF		
JULY 31, 2016			JULY 31, 2017			JULY 2017			JULY 2016		
213 DAYS			212 DAYS			31 DAYS			31 DAYS		
NUMBER OF VEHICLES	TOTAL REVENUE		NUMBER OF VEHICLES	TOTAL REVENUE	VEHICLE CLASS	NUMBER OF VEHICLES	TOTAL REVENUE		NUMBER OF VEHICLES	TOTAL REVENUE	
4,785,417	\$ 4,814,934.00		4,785,829	\$ 4,825,087.00	Passenger	843,645	\$ 851,443.00		855,704	\$ 862,506.00	
-	(192,564.66)		-	(174,738.19)	Discounts *	-	(24,896.99)		-	(27,691.08)	
4,785,417	\$ 4,622,369.34		4,785,829	\$ 4,650,348.81	TOTAL PASSENGER	843,645	\$ 826,546.01		855,704	\$ 834,814.92	
89,821	577,863.65		115,620	742,452.75	2-Axle Trucks	16,144	103,821.90		14,959	96,240.95	
49,899	588,724.80		66,707	785,548.80	3-Axle Trucks	10,421	122,722.80		8,302	97,849.20	
54,534	853,694.40		66,442	1,043,049.60	4-Axle Trucks	10,372	162,904.00		8,207	128,609.60	
610,561	11,967,430.00		577,556	11,326,212.00	5-Axle Trucks	83,058	1,628,310.00		87,483	1,712,914.00	
17,126	397,447.20		18,634	433,399.20	6-Axle Trucks	2,982	69,456.00		2,517	58,420.80	
1,081	30,779.60		560	15,600.40	7-Axle Trucks	47	1,296.40		139	3,917.60	
8	505.60				Permits				3	162.40	
823,030	\$ 14,416,445.25		845,519	\$ 14,346,262.75	TOTAL TRUCKS	123,024	\$ 2,088,511.10		121,610	\$ 2,088,114.55	
5,608,447	\$ 19,038,814.59		5,631,348	\$ 18,986,621.56	TOTAL TOLL VEHICLES	966,669	\$ 2,915,057.11		977,314	\$ 2,932,929.47	
26,331	\$ 89,384.11		26,563	\$ 89,606.71	DAILY AVERAGE	31,183	\$ 94,054.10		31,526	\$ 94,610.63	

Rate Change	
Traffic (toll)	
Autos	0.41%
Trucks	0.01%
Revenue	2.73%
Autos	-0.22%
Trucks	0.61%
	-0.49%

Rate Change	
Traffic (toll)	
Autos	-1.09%
Trucks	-1.41%
Revenue	1.16%
Autos	-0.61%
Trucks	-0.99%
	-0.46%

* Discounts represents rebates for commuter discounts earned when a customer crosses the Commission's bridges 20 times in a 35 day period, and Commission vehicle's non-revenue crossings.

DELAWARE RIVER JOINT TOLL BRIDGE COMMISSION

MILFORD - MONTAGUE TOLL BRIDGE

COMPARATIVE STATEMENT OF TOLL TRAFFIC AND REVENUE

JULY 2017

JANUARY 1, 2016			JANUARY 1, 2017			MONTH OF			MONTH OF		
JULY 31, 2016			JULY 31, 2017			JULY 2017			JULY 2016		
213 DAYS			212 DAYS			31 DAYS			31 DAYS		
NUMBER OF VEHICLES	TOTAL REVENUE		NUMBER OF VEHICLES	TOTAL REVENUE	VEHICLE CLASS	NUMBER OF VEHICLES	TOTAL REVENUE		NUMBER OF VEHICLES	TOTAL REVENUE	
744,333	\$ 750,479.00		720,256	\$ 726,324.00	Passenger	130,680	\$ 131,922.00		135,541	\$ 136,974.00	
	(32,847.05)			(28,106.47)	Discounts *		(3,459.16)			(4,526.51)	
744,333	\$ 717,631.95		720,256	\$ 698,217.53	TOTAL PASSENGER	130,680	\$ 128,462.84		135,541	\$ 132,447.49	
14,726	95,059.90		11,064	71,524.05	2-Axle Trucks	1,534	9,934.60		2,528	16,322.15	
1,948	23,232.00		2,235	26,682.00	3-Axle Trucks	517	6,153.60		438	5,193.60	
1,219	19,446.40		1,453	23,164.80	4-Axle Trucks	368	5,867.20		214	3,422.40	
4,647	91,776.00		5,043	99,820.00	5-Axle Trucks	804	15,928.00		654	12,906.00	
29	693.60		54	1,291.20	6-Axle Trucks	7	165.60		4	96.00	
4	112.00		13	358.40	7-Axle Trucks	1	28.00				
-	-		-	-	Permits	-	-		-	-	
22,573	\$ 230,319.90		19,862	\$ 222,840.45	TOTAL TRUCKS	3,231	\$ 38,077.00		3,838	\$ 37,940.15	
766,906	\$ 947,951.85		740,118	\$ 921,057.98	TOTAL TOLL VEHICLES	133,911	\$ 166,539.84		139,379	\$ 170,387.64	
3,600	\$ 4,450.48		3,491	\$ 4,344.61	DAILY AVERAGE	4,320	\$ 5,372.25		4,496	\$ 5,496.38	

Rate Change
Traffic (toll)
Autos
Trucks
Revenue
Autos
Trucks

Rate Change
Traffic (toll)
Autos
Trucks
Revenue
Autos
Trucks

-3.49%
-3.23%
-12.01%
-2.84%
-2.71%
-3.25%

-3.92%
-3.59%
-15.82%
-2.26%
-3.01%
0.36%

* Discounts represents rebates for commuter discounts earned when a customer crosses the Commission's bridges 20 times in a 35 day period, and Commission vehicle's non-revenue crossings.

Delaware River Joint Toll Bridge Commission
Toll Supported Bridge - Westbound Traffic Counts
July 2017

Bridge	Westbound Volume				
	July 2017	July 2016	% Change	YTD 2017	YTD 2016
Lower Trenton	386,225	380,302	1.56%	2,551,485	2,395,905
Calhoun Street	291,996	284,995	2.46%	2,071,199	1,882,942
Scudder Falls	994,252	983,718	1.07%	6,732,748	6,834,284
Washington Crossing	110,884	138,115	-19.72%	731,654	909,101
New Hope-Lambertville	232,482	210,752	10.31%	1,561,542	1,337,658
Centre Bridge-Stockton	87,000	67,090	29.68%	502,758	431,012
Uhlerstown-Frenchtown	72,971	76,597	-4.73%	476,921	470,968
Upper Black Eddy-Milford	58,874	62,442	-5.71%	415,436	387,834
Riegelsville	57,717	69,302	-16.72%	334,446	434,605
Northampton Street	385,111	400,196	-3.77%	2,620,245	2,673,680
Riverton-Belvidere	91,087	78,194	16.49%	501,018	509,679
Total	2,768,599	2,751,703	0.61%	18,499,453	18,267,668
					1.27%

NOTES:

Delaware River Joint Toll Bridge Commission
Toll Supported Bridge - Two Way Traffic Counts
July 2017

Bridge	Total Volume					
	July 2017	July 2016	% Change	YTD 2017	YTD 2016	% Change
Lower Trenton	488,261	493,990	-1.16%	3,280,573	3,125,369	4.97%
Calhoun Street	485,475	561,460	-13.53%	3,507,042	3,736,137	-6.13%
Scudder Falls	1,788,722	1,826,439	-2.07%	12,571,936	12,711,917	-1.10%
Washington Crossing	204,993	237,498	-13.69%	1,277,917	1,558,922	-18.03%
New Hope-Lambertville	425,284	445,360	-4.51%	2,778,115	2,844,001	-2.32%
Centre Bridge-Stockton	163,373	145,583	12.22%	968,298	946,231	2.33%
Uhlerstown-Frenchtown	150,857	149,302	1.04%	933,162	915,585	1.92%
Upper Black Eddy - Milford	114,490	125,271	-8.61%	765,138	781,020	-2.03%
Riegelsville	108,674	116,049	-6.36%	693,494	724,016	-4.22%
Northampton Street	539,497	629,082	-14.24%	3,915,284	4,188,772	-6.53%
Riverton-Belvidere	160,015	144,855	10.47%	1,080,731	948,064	13.99%
Total	4,629,641	4,874,889	-5.03%	31,771,690	32,480,034	-2.18%

NOTES:

Delaware River Joint Toll Bridge Commission
Toll Bridge - Two Way Traffic Counts
July 2017

Bridge	Total Volume (all classes)					
	July 2017	July 2016	% Change	YTD 2017	YTD 2016	% Change
Trenton - Morrisville	1,891,990	1,876,754	0.81%	13,078,819	12,380,170	5.64%
New Hope - Lambertville	399,961	400,401	-0.11%	2,649,657	2,551,327	3.85%
Interstate 78	2,289,626	2,363,994	-3.15%	14,133,074	14,170,119	-0.26%
Easton - Phillipsburg	1,115,232	1,081,339	3.13%	7,509,734	7,291,048	3.00%
Portland - Columbia	257,830	279,355	-7.71%	1,627,775	1,681,676	-3.21%
Delaware Water Gap	1,880,997	1,950,110	-3.54%	10,971,391	11,213,286	-2.16%
Milford - Montague	259,966	251,137	3.52%	1,510,408	1,399,248	7.94%
Total	8,095,602	8,203,089	-1.31%	51,480,858	50,686,874	1.57%

NOTES:

DELAWARE RIVER JOINT TOLL BRIDGE COMMISSION

Meeting of September 25, 2017

STATISTICAL SUMMARY OF EXPENDITURES

This includes reports entitled “**Budget vs Actual**” covering the month of July 2017 and the seven month year-to-date (“YTD”) operations of fiscal year 2017 relative to Toll Bridges, Toll Supported Bridges and Administration departments.

Total expense plus encumbrance totaled \$4,855,034 for the month of July. For the 2017 fiscal period, total expense plus encumbrances amounted to \$34,075,938 or 91.4% of the YTD operating budget.

Most of the expense line categories are within their normal line item budgets. Overtime wages are currently exceeding budget by \$51,586 or 18.3%, mainly due to a number of full-time position vacancies. This line item is expected to come back into budget during the operating year. It is also more than offset by surplus in the Regular Employee Salaries.

There were no unusual expense items during the month of July.

Delaware River Joint Toll Bridge Commission
Budget vs Actual
For the Seven Months Ending July 31, 2017

TOTAL COMMISSION

	Annual Budget 2017	YTD Budget 2017	Expended For The Month	Expended Year To Date	Encumbered	Remaining Annual Budget
Regular Employee Salaries	\$20,227,900	11,622,937	\$1,515,623	\$11,312,109	\$0	\$8,915,791
Part-Time Employee Wages	409,500	226,260	23,260	194,960	0	214,540
Summer Employee Wages	114,695	81,721	24,141	31,594	0	83,101
Overtime Wages	462,237	281,558	33,902	333,144	0	129,094
Pension Contributions	6,451,918	3,722,369	502,418	3,300,964	0	3,150,953
FICA Contributions	1,701,309	981,552	126,013	942,572	0	758,737
Regular Employee Healthcare Benefits	10,599,332	6,192,373	740,110	5,571,957	0	5,027,375
Life Insurance Benefits	174,637	101,871	14,890	101,164	0	73,473
Unemployment Compensation Benefits	45,000	33,750	397	2,098	0	42,902
Utility Expense	917,541	626,063	59,016	406,269	0	511,272
Office Expense	261,826	181,957	24,657	120,237	28,999	112,589
Telecommunication Expense	937,388	581,715	80,522	570,789	15,147	351,452
Information Technology Expense	597,535	331,509	66,556	281,013	46,256	270,265
Professional Development/Meetings	240,930	154,658	5,779	71,379	0	169,551
Vehicle Maintenance Expense and Fuel	470,082	374,728	11,096	156,398	7,739	305,945
Operations Maintenance Expense	1,551,474	1,171,487	44,313	532,910	128,394	890,169
ESS Operating Maintenance Expense	1,497,000	873,250	119,806	697,173	110,842	688,985
Commission Expense	22,500	13,125	2,089	9,848	0	12,652
Toll Collection Expense	77,338	65,092	7,132	44,199	0	33,139
Uniform Expense	101,456	56,354	13,146	48,061	11,082	42,313
Business Insurance	2,976,252	1,643,612	236,016	1,658,443	0	1,317,810
Licenses & Inspections Expense	11,100	5,998	484	5,093	0	6,007
Advertising	62,000	24,134	343	5,104	0	56,896
Professional Services	1,271,000	772,670	168,917	758,201	0	512,799
State Police Bridge Security	5,716,366	3,495,922	476,655	3,231,533	0	2,484,834
EZPass Equipment/Maintenance	1,327,870	774,591	100,542	595,984	0	731,886
General Contingency	300,000	175,000	0	0	0	300,000
EZPass Operating Expense	4,623,995	2,698,004	483,457	2,744,281	0	1,879,715
Total	\$63,150,183	\$37,264,261	\$4,881,281	\$33,727,477	\$348,461	\$29,074,245

Delaware River Joint Toll Bridge Commission
Budget vs Actual
For the Seven Months Ending July 31, 2017

ADMINISTRATION*

	Annual Budget 2017	YTD Budget 2017	Expended For The Month	Expended Year To Date	Encumbered	Remaining Annual Budget
Regular Employee Salaries	\$3,881,903	2,239,625	\$295,553	\$2,220,588	\$0	\$1,661,315
Summer Employee Wages	8,196	5,464	0	0	0	8,196
Overtime Wages	5,200	3,033	299	1,411	0	3,789
Pension Contributions	1,152,413	664,873	98,842	609,649	0	542,764
FICA Contributions	297,990	171,922	22,331	167,975	0	130,016
Regular Employee Healthcare Benefits	1,314,429	767,330	106,759	833,856	0	480,573
Life Insurance Benefits	32,235	18,804	2,685	18,784	0	13,451
Unemployment Compensation Benefits	45,000	33,750	397	2,098	0	42,902
Office Expense	214,350	146,572	23,652	111,753	26,197	76,400
Telecommunication Expense	143,122	82,923	18,594	129,722	0	13,400
Information Technology Expense	570,000	313,992	66,556	281,013	46,256	242,730
Professional Development/Meetings	148,010	99,705	2,694	46,838	0	101,172
Vehicle Maintenance Expense and Fuel	2,824	1,647	0	342	0	2,482
Commission Expense	22,500	13,125	2,089	9,848	0	12,652
Business Insurance	274,638	67,670	9,716	68,117	0	206,521
Advertising	62,000	24,134	343	5,104	0	56,896
Professional Services	991,000	609,333	109,955	676,455	0	314,545
General Contingency	300,000	175,000	0	0	0	300,000
TOTAL	\$9,465,811	\$5,438,902	\$760,464	\$5,183,554	\$72,454	\$4,209,803

* Includes Executive, Human Resources, Accounting, EZPass, Purchasing, Information Technology, Community Affairs and Contract/Compliance.

Delaware River Joint Toll Bridge Commission
Budget vs Actual
For the Seven Months Ending July 31, 2017

ADMINISTRATION - OPERATIONS*

	Annual Budget 2017	YTD Budget 2017	Expended For The Month	Expended Year To Date	Encumbered	Remaining Annual Budget
Regular Employee Salaries	\$1,464,130	838,417	\$121,858	\$817,430	\$0	\$646,699
Overtime Wages	15,000	8,750	6,754	18,835	0	(3,835)
Pension Contributions	752,902	434,379	56,909	371,751	0	381,152
FICA Contributions	191,566	110,522	15,671	110,898	0	80,668
Regular Employee Healthcare Benefits	817,107	476,895	40,343	291,908	0	525,199
Life Insurance Benefits	20,317	11,851	1,767	11,829	0	8,488
Office Expense	15,900	9,858	531	2,330	2,141	11,429
Telecommunication Expense	92,540	53,982	6,064	40,924	0	51,616
Professional Development/Meetings	61,850	38,691	1,234	9,970	0	51,880
Vehicle Maintenance Expense and Fuel	1,000	583	847	847	564	(411)
ESS Operating Maintenance Expense	1,497,000	873,250	119,806	697,173	110,842	688,985
Uniform Expense	8,800	5,133	88	3,929	2,575	2,297
Business Insurance	75,225	43,881	6,234	43,664	0	31,561
Professional Services	280,000	163,337	58,962	81,746	0	198,254
TOTAL	\$5,293,337	\$3,069,530	\$437,067	\$2,503,232	\$116,123	\$2,673,982

* Includes Engineering, Security, Safety & Training, Plant & Facility, and Electronic Security & Surveillance.

08/08/2017 12:35 pm

Delaware River Joint Toll Bridge Commission
Budget vs Actual
For the Seven Months Ending July 31, 2017

TRENTON - MORRISVILLE TOLL BRIDGE

	Annual Budget 2017	YTD Budget 2017	Expended For The Month	Expended Year To Date	Encumbered	Remaining Annual Budget
Regular Employee Salaries	\$1,702,746	977,201	\$125,756	\$942,171	\$0	\$760,575
Part-Time Employee Wages	81,000	30,815	4,769	30,488	0	50,512
Summer Employee Wages	26,993	17,496	5,991	5,991	0	21,002
Overtime Wages	35,400	23,965	2,036	23,290	0	12,110
Pension Contributions	515,708	297,533	38,958	263,495	0	252,214
FICA Contributions	141,230	81,481	10,408	75,298	0	65,931
Regular Employee Healthcare Benefits	992,202	579,081	69,187	521,040	0	471,162
Life Insurance Benefits	13,953	8,139	1,326	9,183	0	4,770
Utility Expense	149,950	99,991	22,614	82,420	0	67,530
Office Expense	4,125	3,466	11	801	43	3,281
Telecommunication Expense	59,389	50,399	4,423	44,998	7,329	7,062
Information Technology Expense	7,160	4,607	0	0	0	7,160
Professional Development/Meetings	3,000	1,319	0	512	0	2,488
Vehicle Maintenance Expense and Fuel	89,080	68,907	2,813	41,603	0	47,477
Operations Maintenance Expense	218,995	150,672	10,606	88,565	29,091	101,339
Toll Collection Expense	12,300	10,833	1,324	7,448	0	4,852
Uniform Expense	20,900	14,296	8,490	19,455	386	1,059
Business Insurance	376,581	219,672	31,491	221,225	0	155,356
Licenses & Inspections Expense	480	480	60	300	0	180
State Police Bridge Security	828,302	506,559	70,783	479,763	0	348,538
EZPass Equipment/Maintenance	207,480	121,030	15,715	93,152	0	114,327
EZPass Operating Expense	958,092	559,560	102,590	582,339	0	375,753
TOTAL	\$6,445,065	\$3,827,503	\$529,352	\$3,533,536	\$36,849	\$2,874,680

Delaware River Joint Toll Bridge Commission
Budget vs Actual
For the Seven Months Ending July 31, 2017

NEW HOPE - LAMBERTVILLE TOLL BRIDGE

	Annual Budget 2017	YTD Budget 2017	Expended For The Month	Expended Year To Date	Encumbered	Remaining Annual Budget
Regular Employee Salaries	\$1,103,356	634,010	\$86,543	\$625,827	\$0	\$477,529
Part-Time Employee Wages	12,000	12,000	670	5,706	0	6,294
Summer Employee Wages	3,296	3,296	3,980	4,220	0	(924)
Overtime Wages	31,800	22,466	2,366	17,223	0	14,577
Pension Contributions	336,801	194,314	25,422	170,856	0	165,945
FICA Contributions	88,010	50,776	7,033	49,289	0	38,721
Regular Employee Healthcare Benefits	614,008	358,551	42,571	321,909	0	292,100
Life Insurance Benefits	9,070	5,291	728	5,015	0	4,055
Utility Expense	157,990	113,828	5,843	67,315	0	90,675
Office Expense	2,425	2,133	11	357	43	2,025
Telecommunication Expense	51,548	32,460	4,105	39,983	0	11,565
Information Technology Expense	7,920	4,879	0	0	0	7,920
Professional Development/Meetings	2,120	1,320	0	498	0	1,622
Vehicle Maintenance Expense and Fuel	78,760	64,599	298	8,284	845	69,632
Operations Maintenance Expense	158,800	117,357	4,187	63,385	12,460	82,955
Toll Collection Expense	7,200	5,533	573	3,043	0	4,157
Uniform Expense	3,000	1,835	62	2,956	0	44
Business Insurance	262,506	153,129	21,821	153,130	0	109,376
Licenses & Inspections Expense	940	778	224	919	0	21
State Police Bridge Security	178,351	109,073	14,729	99,830	0	78,521
EZPass Equipment/Maintenance	165,984	96,824	12,568	74,498	0	91,486
EZPass Operating Expense	267,729	156,175	27,364	155,328	0	112,402
TOTAL	\$3,543,614	\$2,140,628	\$261,096	\$1,869,570	\$13,347	\$1,660,697

Delaware River Joint Toll Bridge Commission
Budget vs Actual
For the Seven Months Ending July 31, 2017

INTERSTATE - 78 TOLL BRIDGE

	Annual Budget 2017	YTD Budget 2017	Expended For The Month	Expended Year To Date	Encumbered	Remaining Annual Budget
Regular Employee Salaries	\$2,393,668	1,374,023	\$178,924	\$1,317,872	\$0	\$1,075,796
Part-Time Employee Wages	80,000	46,667	1,664	18,635	0	61,365
Summer Employee Wages	16,400	13,265	2,618	3,633	0	12,767
Overtime Wages	60,900	35,526	4,861	51,721	0	9,179
Pension Contributions	728,270	420,168	57,080	374,322	0	353,948
FICA Contributions	195,149	112,589	14,107	104,756	0	90,393
Regular Employee Healthcare Benefits	1,371,573	800,494	96,097	721,223	0	650,351
Life Insurance Benefits	19,626	11,448	1,604	11,070	0	8,556
Utility Expense	141,000	103,083	8,200	53,685	0	87,315
Office Expense	6,430	4,843	33	1,174	130	5,125
Telecommunication Expense	130,932	77,544	7,769	55,630	0	75,302
Information Technology Expense	2,795	2,508	0	0	0	2,795
Professional Development/Meetings	7,700	3,195	750	3,013	0	4,687
Vehicle Maintenance Expense and Fuel	77,000	68,612	0	34,071	0	42,929
Operations Maintenance Expense	400,972	312,215	13,043	157,339	30,676	212,957
Toll Collection Expense	13,000	10,083	1,246	10,537	0	2,463
Uniform Expense	12,000	5,765	293	2,176	589	9,235
Business Insurance	473,153	276,006	39,613	278,344	0	194,809
Licenses & Inspections Expense	1,500	393	0	841	0	659
State Police Bridge Security	976,355	597,103	82,223	557,301	0	419,055
EZPass Equipment/Maintenance	248,976	145,236	18,852	111,648	0	137,327
EZPass Operating Expense	1,431,589	835,094	148,518	843,036	0	588,553
TOTAL	\$8,788,989	\$5,255,860	\$677,495	\$4,712,027	\$31,395	\$4,045,566

Delaware River Joint Toll Bridge Commission
Budget vs Actual
For the Seven Months Ending July 31, 2017

EASTON - PHILLIPSBURG TOLL BRIDGE

	Annual Budget 2017	YTD Budget 2017	Expended For The Month	Expended Year To Date	Encumbered	Remaining Annual Budget
Regular Employee Salaries	\$1,663,841	955,263	\$131,772	\$943,225	\$0	\$720,616
Part-Time Employee Wages	86,000	50,167	4,857	56,737	0	29,263
Summer Employee Wages	24,300	18,225	7,092	12,090	0	12,210
Overtime Wages	44,000	25,667	2,658	39,842	0	4,158
Pension Contributions	506,716	292,345	38,279	262,657	0	244,059
FICA Contributions	139,088	80,245	11,008	79,147	0	59,940
Regular Employee Healthcare Benefits	936,379	546,923	65,531	491,217	0	445,162
Life Insurance Benefits	13,648	7,962	1,383	8,941	0	4,707
Utility Expense	128,500	80,649	6,262	50,203	0	78,297
Office Expense	5,200	4,038	22	1,841	88	3,271
Telecommunication Expense	108,527	79,466	6,020	59,508	7,818	41,201
Information Technology Expense	2,415	1,380	0	0	0	2,415
Professional Development/Meetings	6,500	3,210	1,054	3,673	0	2,827
Vehicle Maintenance Expense and Fuel	56,800	44,328	2,358	14,929	1,689	40,182
Operations Maintenance Expense	180,170	133,545	5,480	75,511	12,465	92,194
Toll Collection Expense	13,500	13,500	2,698	7,979	0	5,521
Uniform Expense	10,000	4,667	993	4,304	0	5,696
Business Insurance	192,932	112,543	16,311	114,804	0	78,128
Licenses & Inspections Expense	2,600	1,517	0	572	0	2,028
State Police Bridge Security	490,464	299,950	41,612	282,043	0	208,422
EZPass Equipment/Maintenance	207,480	121,030	15,705	93,144	0	114,336
EZPass Operating Expense	613,142	357,666	63,526	360,601	0	252,540
TOTAL	\$5,432,202	\$3,234,285	\$424,620	\$2,962,967	\$22,060	\$2,447,175

Delaware River Joint Toll Bridge Commission
Budget vs Actual
For the Seven Months Ending July 31, 2017

PORTLAND - COLUMBIA TOLL BRIDGE

	Annual Budget 2017	YTD Budget 2017	Expended For The Month	Expended Year To Date	Encumbered	Remaining Annual Budget
Regular Employee Salaries	\$830,241	476,871	\$52,226	\$402,506	\$0	\$427,735
Part-Time Employee Wages	22,000	12,155	2,892	14,783	0	7,217
Summer Employee Wages	13,655	9,400	2,960	3,360	0	10,295
Overtime Wages	32,945	21,520	1,344	24,017	0	8,928
Pension Contributions	256,107	147,759	19,358	130,054	0	126,053
FICA Contributions	68,761	39,671	4,461	33,485	0	35,276
Regular Employee Healthcare Benefits	437,736	255,477	30,676	229,668	0	208,068
Life Insurance Benefits	6,818	3,977	482	3,382	0	3,436
Utility Expense	68,520	47,511	2,829	33,307	0	35,213
Office Expense	3,373	2,842	22	360	88	2,925
Telecommunication Expense	84,680	49,396	4,986	38,956	0	45,723
Information Technology Expense	2,415	1,380	0	0	0	2,415
Professional Development/Meetings	1,200	1,100	0	351	0	849
Vehicle Maintenance Expense and Fuel	32,804	21,563	856	11,156	816	20,832
Operations Maintenance Expense	119,195	96,820	1,045	4,273	4,197	110,725
Toll Collection Expense	9,800	8,852	252	5,628	0	4,172
Uniform Expense	5,000	1,571	292	2,861	0	2,139
Business Insurance	142,168	82,931	11,922	83,793	0	58,376
Licenses & Inspections Expense	650	650	0	286	0	364
State Police Bridge Security	113,184	69,219	9,676	65,584	0	47,600
EZPass Equipment/Maintenance	124,488	72,618	9,421	55,895	0	68,593
EZPass Operating Expense	132,709	77,413	13,924	79,036	0	53,673
TOTAL	\$2,508,449	\$1,500,697	\$169,622	\$1,222,741	\$5,101	\$1,280,607

Delaware River Joint Toll Bridge Commission
Budget vs Actual
For the Seven Months Ending July 31, 2017

DELAWARE WATER GAP TOLL BRIDGE

	Annual Budget 2017	YTD Budget 2017	Expended For The Month	Expended Year To Date	Encumbered	Remaining Annual Budget
Regular Employee Salaries	\$2,434,429	1,397,355	\$188,574	\$1,449,797	\$0	\$984,633
Part-Time Employee Wages	110,000	64,174	5,762	45,921	0	64,079
Summer Employee Wages	8,200	5,125	0	0	0	8,200
Overtime Wages	94,230	54,455	8,555	87,414	0	6,816
Pension Contributions	750,253	432,851	56,618	385,654	0	364,599
FICA Contributions	202,485	116,822	15,286	119,740	0	82,745
Regular Employee Healthcare Benefits	1,400,756	822,784	97,923	733,520	0	667,235
Life Insurance Benefits	19,958	11,642	1,766	11,780	0	8,178
Utility Expense	92,400	65,385	4,396	35,390	0	57,010
Office Expense	5,649	4,780	43	374	173	5,102
Telecommunication Expense	68,675	40,060	5,351	45,080	0	23,595
Information Technology Expense	2,415	1,381	0	0	0	2,415
Professional Development/Meetings	2,500	1,321	0	3,976	0	(1,476)
Vehicle Maintenance Expense and Fuel	71,574	66,236	1,762	27,225	3,824	40,524
Operations Maintenance Expense	166,470	124,261	4,425	77,048	9,914	79,509
Toll Collection Expense	12,338	9,510	763	6,340	0	5,998
Uniform Expense	10,500	5,518	853	4,097	320	6,083
Business Insurance	394,143	229,917	33,094	232,684	0	161,459
Licenses & Inspections Expense	1,500	447	75	572	0	928
State Police Bridge Security	766,565	468,803	64,587	438,568	0	327,997
EZPass Equipment/Maintenance	248,976	145,236	18,862	111,752	0	137,224
EZPass Operating Expense	1,084,789	632,794	113,564	644,631	0	440,158
TOTAL	\$7,948,804	\$4,700,857	\$622,257	\$4,461,562	\$14,231	\$3,473,011

Delaware River Joint Toll Bridge Commission
Budget vs Actual
For the Seven Months Ending July 31, 2017

MILFORD - MONTAGUE TOLL BRIDGE

	Annual Budget 2017	YTD Budget 2017	Expended For The Month	Expended Year To Date	Encumbered	Remaining Annual Budget
Regular Employee Salaries	\$820,590	471,304	\$52,781	\$434,457	\$0	\$386,134
Part-Time Employee Wages	18,500	10,283	2,645	22,690	0	(4,189)
Summer Employee Wages	13,655	9,450	1,500	2,300	0	11,355
Overtime Wages	28,250	18,787	1,314	30,896	0	(2,646)
Pension Contributions	251,851	145,303	19,018	129,047	0	122,804
FICA Contributions	67,396	38,884	4,383	37,190	0	30,206
Regular Employee Healthcare Benefits	437,736	255,477	30,796	230,386	0	207,350
Life Insurance Benefits	6,738	3,930	447	3,230	0	3,508
Utility Expense	57,050	40,461	3,095	37,579	0	19,471
Office Expense	3,373	2,842	334	975	98	2,301
Telecommunication Expense	51,771	30,200	4,915	28,720	0	23,052
Information Technology Expense	2,415	1,381	0	0	0	2,415
Professional Development/Meetings	1,200	800	48	2,526	0	(1,326)
Vehicle Maintenance Expense and Fuel	37,620	23,660	2,162	16,769	0	20,851
Operations Maintenance Expense	122,685	103,938	3,262	40,690	7,747	74,247
Toll Collection Expense	9,200	6,780	276	3,225	0	5,975
Uniform Expense	5,000	1,750	1,116	3,251	0	1,749
Business Insurance	118,645	69,210	9,981	70,189	0	48,456
Licenses & Inspections Expense	650	43	0	178	0	472
State Police Bridge Security	98,265	60,097	8,103	54,922	0	43,343
EZPass Equipment/Maintenance	124,488	72,618	9,421	55,895	0	68,593
EZPass Operating Expense	135,945	79,302	13,972	79,311	0	56,635
TOTAL	\$2,413,024	\$1,446,499	\$169,569	\$1,284,424	\$7,845	\$1,120,755

Delaware River Joint Toll Bridge Commission
Budget vs Actual
For the Seven Months Ending July 31, 2017

SOUTHERN DIVISION TOLL SUPPORTED BRIDGES

	Annual Budget 2017	YTD Budget 2017	Expended For The Month	Expended Year To Date	Encumbered	Remaining Annual Budget
Regular Employee Salaries	\$2,114,962	1,215,251	\$157,561	\$1,183,312	\$0	\$931,650
Overtime Wages	61,320	36,358	2,341	21,747	0	39,574
Pension Contributions	645,703	372,532	48,710	322,156	0	323,547
FICA Contributions	166,486	96,052	11,979	90,651	0	75,834
Regular Employee Healthcare Benefits	1,226,838	716,218	86,482	644,470	0	582,368
Life Insurance Benefits	17,368	10,131	1,446	9,689	0	7,680
Utility Expense	74,740	47,534	4,117	31,296	0	43,444
Telecommunication Expense	57,728	33,675	7,359	34,845	0	22,883
Professional Development/Meetings	4,250	2,479	0	0	0	4,250
Vehicle Maintenance Expense and Fuel	14,300	9,739	0	906	0	13,394
Operations Maintenance Expense	118,820	83,274	1,219	12,820	11,802	94,198
Uniform Expense	15,756	9,859	858	1,409	6,733	7,613
Business Insurance	465,625	271,614	38,884	273,184	0	192,440
Licenses & Inspections Expense	900	789	0	427	0	473
State Police Bridge Security	1,743,492	1,066,256	142,472	965,665	0	777,827
TOTAL	\$6,728,287	\$3,971,762	\$503,428	\$3,592,577	\$18,535	\$3,117,175

Delaware River Joint Toll Bridge Commission
Budget vs Actual
For the Seven Months Ending July 31, 2017

NORTHERN DIVISION TOLL SUPPORTED BRIDGES

	Annual Budget 2017	YTD Budget 2017	Expended For The Month	Expended Year To Date	Encumbered	Remaining Annual Budget
Regular Employee Salaries	\$1,818,034	1,043,617	\$124,076	\$974,924	\$0	\$843,111
Overtime Wages	53,192	31,029	1,375	16,748	0	36,444
Pension Contributions	555,193	320,313	43,226	281,325	0	273,868
FICA Contributions	143,149	82,588	9,347	74,144	0	69,005
Regular Employee Healthcare Benefits	1,050,567	613,144	73,745	552,760	0	497,806
Life Insurance Benefits	14,906	8,695	1,256	8,262	0	6,644
Utility Expense	47,391	27,621	1,661	15,075	0	32,316
Office Expense	1,000	583	0	271	0	729
Telecommunication Expense	88,476	51,611	10,937	52,423	0	36,053
Professional Development/Meetings	2,600	1,517	0	22	0	2,578
Vehicle Maintenance Expense and Fuel	8,320	4,853	0	266	0	8,054
Operations Maintenance Expense	65,367	49,405	1,045	13,280	10,042	42,046
Uniform Expense	10,500	5,961	100	3,622	480	6,398
Business Insurance	200,638	117,039	16,949	119,309	0	81,328
Licenses & Inspections Expense	1,880	901	125	998	0	882
State Police Bridge Security	521,389	318,861	42,470	287,858	0	233,531
TOTAL	\$4,582,601	\$2,677,737	\$326,311	\$2,401,286	\$10,521	\$2,170,794

DELAWARE RIVER JOINT TOLL BRIDGE COMMISSION SYSTEM
STATEMENT OF REVENUE AND EXPENSES FOR THE SEVEN MONTHS ENDED JULY 31, 2017

	T-M	NE-L	I-78	E-P	P-C	DWG	M-M	SDTS	NDTS	ADM	TOTAL 2017	TOTAL 2016
TOLL REVENUE												
Net Toll Revenue	9,946,338	1,793,619	35,214,895	5,436,821	1,386,269	18,632,586	907,333	-	-	-	73,317,861	72,794,217
EZPass Fee	168,244	45,339	238,041	104,937	22,853	184,582	23,224	-	-	-	787,219	612,108
Net Violation Fee Income	282,687	29,233	634,988	154,691	14,683	279,686	23,894	-	-	-	1,419,861	1,202,910
REVENUE FROM TOLL	\$ 10,397,268	\$ 1,868,191	\$ 36,087,924	\$ 5,696,449	\$ 1,423,804	\$ 19,096,854	\$ 954,480	\$ -	\$ -	\$ -	\$ 75,524,941	\$ 74,609,235
OPERATING EXPENSE												
Regular Employee Salaries	942,171	625,827	1,317,872	943,225	402,506	1,449,797	434,457	1,183,312	974,924	3,038,019	11,312,109	10,589,392
Part-Time Employee Wages	30,488	5,706	18,635	56,737	14,783	45,921	22,690	-	-	-	194,960	199,835
Summer Employee Wages	5,991	4,220	3,633	12,090	3,360	-	2,300	-	-	-	31,594	36,253
Overtime Wages	23,290	17,223	51,721	39,842	24,017	87,414	30,896	21,747	16,748	20,246	333,144	213,533
Pension Contributions	263,495	170,856	374,322	262,657	130,054	385,654	129,047	322,156	281,325	981,400	3,300,964	2,588,911
FTCA Contributions	75,298	49,289	104,756	79,147	33,485	119,740	37,190	90,651	74,144	278,872	942,572	887,847
Regular Employee Healthcare Benefits	521,040	321,909	721,223	491,217	229,668	733,520	230,386	644,470	552,760	1,125,764	5,571,957	4,717,963
Life Insurance Benefits	9,183	5,015	11,070	8,941	3,382	11,780	3,230	9,689	8,262	30,613	101,164	99,345
Unemployment Compensation Benefits	-	-	-	-	-	-	-	-	-	2,098	2,098	40,404
Utility Expense	82,420	67,315	53,685	50,203	33,307	35,390	37,579	31,296	15,075	-	406,269	377,145
Office Expense	801	357	1,174	1,841	360	374	975	-	271	114,082	120,237	107,151
Telecommunication Expense	44,998	39,983	55,630	59,508	38,956	45,080	28,720	34,845	52,423	170,646	570,789	324,853
Information Technology Expense	-	-	-	-	-	-	-	-	-	281,013	281,013	233,183
Professional Development/Meetings	512	498	3,013	3,673	351	3,976	2,526	-	22	56,808	71,379	69,775
Vehicle Maintenance Expense and Fuel	41,603	8,284	34,071	14,929	11,156	27,225	16,769	906	266	1,189	156,398	136,118
Operations Maintenance Expense	88,565	63,385	157,339	75,511	4,273	77,048	40,690	12,820	13,280	-	532,910	495,992
ESS Operating Maintenance Expense	-	-	-	-	-	-	-	-	-	697,173	697,173	524,327
Commission Expense	-	-	-	-	-	-	-	-	-	9,848	9,848	12,139
Toll Collection Expense	7,448	3,043	10,537	7,979	5,628	6,340	3,225	-	-	-	44,199	27,120
Uniform Expense	19,455	2,956	2,176	4,304	2,861	4,097	3,251	1,409	3,622	-	48,061	61,579
Business Insurance	221,225	153,130	278,344	114,804	83,793	232,684	70,189	273,184	119,309	111,781	1,658,443	1,673,182
Licenses & Inspections Expense	300	919	841	572	286	572	178	427	998	-	5,093	4,018
Advertising	-	-	-	-	-	-	-	-	-	5,104	5,104	7,319
Professional Services	-	-	-	-	-	-	-	-	-	758,201	758,201	566,793
State Police Bridge Security	479,763	99,830	557,301	282,043	65,584	438,568	54,922	965,665	287,858	-	3,231,533	3,054,778
EZPass Equipment/Maintenance	93,152	74,498	111,648	93,144	55,895	111,752	55,895	-	-	-	595,984	690,906
General Contingency	-	-	-	-	-	-	-	-	-	-	-	500
EZPass Operating Expense	582,339	155,328	843,036	360,601	79,036	644,631	79,311	-	-	-	2,744,281	3,031,222
TOTAL OP., MAINT., & ADM	\$ 3,533,536	\$ 1,869,570	\$ 4,712,027	\$ 2,962,967	\$ 1,222,741	\$ 4,461,562	\$ 1,284,424	\$ 3,592,577	\$ 2,401,286	\$ 7,686,786	\$ 33,727,477	\$ 30,771,484
OTHER OPERATING INC/EXP												
Other Operating Income	-	-	407	119	-	-	-	-	-	-	95,452	200,066
TOTAL OTHER OP INC	\$ -	\$ -	\$ 407	\$ 119	\$ -	\$ -	\$ -	\$ -	\$ -	\$ 94,925	\$ 95,452	\$ 200,066
NET OPERATING INC												
NON-OPERATING REV/EXP												
Interest Revenue	\$6,863,732	\$(1,378)	\$31,376,303	\$2,733,601	\$201,063	\$14,635,293	\$(329,974)	\$(3,592,577)	\$(2,401,286)	\$(7,591,860)	\$ 41,892,916	\$ 44,037,817
Other Non-Operating Revenue	-	-	-	-	-	-	-	-	-	-	2,568,887	899,915
GASR 68 Pension Expense	-	-	-	-	-	-	-	-	-	-	-	-
Interest Expense	-	-	-	-	-	-	-	-	-	-	-(18,263,797)	-(7,637,537)
Depreciation Expense	-	-	-	-	-	-	-	-	-	-	-(15,260,153)	-(14,341,237)
OPER Amort Expense	-	-	-	-	-	-	-	-	-	-	-	-
TOTAL NON-OPERATING REV/EXP											\$ (30,955,063)	\$ (21,078,859)
CHANGE IN NET ASSETS											\$10,937,853	\$27,958,958

DELAWARE RIVER JOINT TOLL BRIDGE COMMISSION

Meeting of September 25, 2017

August Financial Reports

SUBJECT	DESCRIPTION	PAGE NUMBER
Accounting	Status of Cash Balances at August 31, 2017	1
Accounting	Status of Bond Retirement at August 31, 2017	2
Accounting	Status of Investments at August 31, 2017	3-6
Accounting	Status of Toll Traffic and Revenue & Toll Supported Traffic Month of August 2017 Compared with Month of August 2016	7-20
Accounting	Statistical Summary of Expenditures on Toll Bridges and Toll Supported Bridges Accounts for the Period August 1, 2017 through August 31, 2017	21-33
Accounting	Statement of Revenue and Expenses: Eight Months Period ending August 31, 2017	34

DELAWARE RIVER JOINT TOLL BRIDGE COMMISSION

Meeting of September 25, 2017

**There follows Cash Balances of the Commission at August 31, 2017 for the
information and review of the Members:**

COMMISSION CASH DEPOSITS

Wells Fargo Bank, N. A.

Revenue Fund	8,783,910
Payroll Fund	53,198
Insurance Clearing Account	750,000
TOTAL	\$ 9,587,108

CASH DEPOSIT GUARANTEES

Wells Fargo Bank	PA ACT 72	FULL BALANCE
-------------------------	------------------	---------------------

9/6/2017

Meeting of September 25, 2017

STATUS OF BRIDGE REVENUE BONDS AT AUGUST 31, 2017

Footnote:
2012 Series Bonds Refunded remaining balance of 2003A Series and \$30,795,000 of the 2005A Series Bonds.
2015 Series Bonds Refunded \$86,505,000 of the 2007A Series Bonds.



Delaware River Joint Toll Bridge Commission

DRJTBC

Delaware River Joint TBC Purchases Report Sorted by Fund - Maturity Date August 1, 2017 - August 31, 2017

CUSIP	Investment #	Fund	Sec. Type	Issuer	Original Par Value	Purchase Date	Payment Periods	Principal Purchased	Accrued Interest at Purchase	Rate at Purchase	Maturity Date	YTM	Ending Book Value
General Reserve Fund													
1247P3B19	10495	01GRF	ACP	CAFCO	3,500,000.00	08/17/2017	02/01 - At Maturity	3,477,133.35		1.400	02/01/2018	1.409	3,479,175.02
912828Q94	10494	01GRF	TRC	FHLB	7,000,000.00	08/16/2017	10/31 - 04/30	6,978,398.42	15,407.61	0.750	04/30/2018	1.190	6,979,743.27
912828U99	10493	01GRF	TRC	FHLB	7,000,000.00	08/16/2017	12/31 - 06/30	6,994,804.67	11,175.27	1.250	12/31/2018	1.304	6,994,970.26
			Subtotal		17,500,000.00			17,450,336.44	26,582.88				17,453,888.55
Construction Fund 2017													
17177LZF4	10497	06CF17	ACP	CIESCO	10,000,000.00	08/18/2017	12/15 - At Maturity	9,956,366.70		1.320	12/15/2017	1.326	9,951,500.03
05253CC53	10496	06CF17	ACP	AUSTNZ	13,000,000.00	08/18/2017	03/05 - At Maturity	12,900,831.67		1.380	03/05/2018	1.419	12,907,808.34
19121BDB2	10498	06CF17	ACP	COCACO	10,000,000.00	08/18/2017	04/11 - At Maturity	9,910,844.44		1.360	04/11/2018	1.396	9,916,133.33
912828S68	10490	06CF17	TRC	FHLB	10,000,000.00	08/03/2017	01/31 - 07/31	9,951,953.10	611.41	0.750	07/31/2018	1.239	9,955,802.16
912828U99	10492	06CF17	TRC	FHLB	10,000,000.00	08/03/2017	12/31 - 06/30	9,992,578.10	11,548.91	1.250	12/31/2018	1.303	9,992,986.03
912828ST8	10489	06CF17	TRC	FHLB	10,000,000.00	08/03/2017	10/31 - 04/30	9,984,765.60	32,269.02	1.250	04/30/2019	1.338	9,985,461.34
912828TH3	10491	06CF17	TRC	FHLB	10,000,000.00	08/03/2017	01/31 - 07/31	9,908,593.75	713.32	0.875	07/31/2019	1.342	9,912,239.94
			Subtotal		73,000,000.00			72,605,933.36	45,142.66				72,631,941.17
Total Purchases					90,500,000.00			90,056,269.80	71,725.54				90,085,829.72



Delaware River
Joint Toll Bridge
Commission

Delaware River Joint TBC
Investment Classification
Sorted by Fund - Maturity Date
August 31, 2017

DRJTBC

CUSIP	Investment #	Fund	Issuer	Investment Class	Par Value	YTM	Maturity Date	Market Price	Market Date	Market Value	Book Value	Reported Value
Debt Service Fund												
38145C752	10113	01DSF	Goldman Sachs Illa Fed Port	Amort	439,886.37	0.034		100.000	08/31/2017	439,886.37	439,886.37	439,886.37
				Subtotal	439,886.37	0.034				439,886.37	439,886.37	439,886.37
General Reserve Fund												
38145C752	10115	01GRF	Goldman Sachs Illa Fed Port	Amort	0.00	0.822		100.000	08/31/2017	0.00	0.00	0.00
PAINVEST	10050	01GRF	PA Invest	Amort	5,124,148.20	1.048		100.000	08/31/2017	5,124,148.20	5,124,148.20	5,124,148.20
PAINVEST	10462	01GRF	PA Invest	Amort	27,657,270.65	1.048		100.000	08/31/2017	27,657,270.65	27,657,270.65	27,657,270.65
86960JW50	10421	01GRF	Svenska Handelsbanken	Fair	6,000,000.00	1.156	09/05/2017	99.412	08/31/2017	5,964,750.00	5,999,250.00	5,964,750.00
3137EADL0	10395	01GRF	Federal Home Loan Mtg Corp	Fair	5,000,000.00	0.736	09/29/2017	100.000	08/31/2017	5,000,000.00	5,001,018.49	5,000,000.00
912828F54	10459	01GRF	Federal Home Loan Bank	Fair	10,000,000.00	0.913	10/15/2017	99.980	08/31/2017	9,998,000.00	9,999,486.94	9,998,000.00
912828TW0	10398	01GRF	Federal Home Loan Bank	Fair	5,000,000.00	0.669	10/31/2017	99.949	08/31/2017	4,997,450.00	5,000,652.49	4,997,450.00
912828G20	10454	01GRF	Federal Home Loan Bank	Fair	9,470,000.00	0.929	11/15/2017	99.962	08/31/2017	9,466,401.40	9,468,941.97	9,466,401.40
912828UA6	10399	01GRF	Federal Home Loan Bank	Fair	5,000,000.00	0.679	11/30/2017	99.891	08/31/2017	4,994,550.00	4,999,339.45	4,994,550.00
3137EAD4X	10396	01GRF	Federal Home Loan Mtg Corp	Fair	5,000,000.00	0.731	12/15/2017	99.984	08/31/2017	4,999,200.00	5,003,854.62	4,999,200.00
912828UE8	10455	01GRF	U.S. Treasury	Fair	10,000,000.00	0.974	12/31/2017	99.885	08/31/2017	9,988,500.00	9,992,625.22	9,988,500.00
8923A1AC5	10484	01GRF	TOYOTA Motor Credit CP	Fair	6,000,000.00	1.354	01/12/2018	99.123	08/31/2017	5,947,420.00	5,970,740.00	5,947,420.00
3130A8RY1	10391	01GRF	Federal Home Loan Bank	Fair	6,000,000.00	0.738	01/19/2018	99.897	08/31/2017	5,993,820.00	6,000,219.96	5,993,820.00
912828P20	10465	01GRF	Federal Home Loan Bank	Fair	9,000,000.00	1.022	01/31/2018	99.852	08/31/2017	8,986,680.00	8,989,880.61	8,986,680.00
912828P20	10479	01GRF	Federal Home Loan Bank	Fair	1,000,000.00	1.070	01/31/2018	99.852	08/31/2017	998,520.00	998,678.15	998,520.00
1247P3B19	10495	01GRF	Cafco LLC	Fair	3,500,000.00	1.409	02/01/2018	99.346	08/31/2017	3,477,133.35	3,479,175.02	3,477,133.35
19121BB73	10420	01GRF	Coca Cola	Fair	6,000,000.00	1.237	02/07/2018	98.803	08/31/2017	5,928,206.67	5,967,935.00	5,928,206.67
912828UR9	10464	01GRF	Federal Home Loan Bank	Fair	9,500,000.00	1.033	02/28/2018	99.825	08/31/2017	9,483,375.00	9,486,803.05	9,483,375.00
89119BCF1	10486	01GRF	Toronto Dominion	Fair	1,500,000.00	1.442	03/15/2018	99.036	08/31/2017	1,485,540.21	1,488,584.38	1,485,540.21
912828Q45	10416	01GRF	U.S. Treasury	Fair	6,000,000.00	0.963	03/31/2018	99.834	08/31/2017	5,990,040.00	5,996,969.79	5,990,040.00
3137EAE3	10401	01GRF	Federal Home Loan Mtg Corp	Fair	10,000,000.00	0.870	04/09/2018	99.752	08/31/2017	9,975,200.00	9,992,720.76	9,975,200.00
912828Q94	10494	01GRF	Federal Home Loan Bank	Fair	7,000,000.00	1.190	04/30/2018	99.701	08/31/2017	6,979,070.00	6,979,743.27	6,979,070.00
3135GOWJ8	10400	01GRF	Federal National Mtg Assn	Fair	10,000,000.00	0.877	05/21/2018	99.761	08/31/2017	9,976,100.00	9,999,748.39	9,976,100.00
912828R93	10417	01GRF	Federal Home Loan Bank	Fair	6,000,000.00	1.051	06/30/2018	99.504	08/31/2017	5,970,240.00	5,979,006.76	5,970,240.00
912828S88	10418	01GRF	Federal Home Loan Bank	Fair	6,000,000.00	1.089	07/31/2018	99.557	08/31/2017	5,973,420.00	5,981,592.73	5,973,420.00
912828C23	10419	01GRF	Federal Home Loan Bank	Fair	6,000,000.00	1.118	08/31/2018	99.516	08/31/2017	5,970,960.00	5,978,253.67	5,970,960.00
3130A9AC5	10403	01GRF	Federal Home Loan Bank	Fair	10,000,000.00	1.100	09/21/2018	99.749	08/31/2017	9,974,900.00	10,000,000.00	9,974,900.00
3133EFKW6	10380	01GRF	Federal Farm Credit Bank	Fair	1,103,000.00	1.029	10/26/2018	99.619	08/31/2017	1,098,797.57	1,102,749.59	1,098,797.57

Delaware River Joint TBC
Investment Classification
August 31, 2017

Page 2

CUSIP	Investment #	Fund	Issuer	Investment Class	Par Value	YTM	Maturity Date	Market Price	Market Date	Market Value	Book Value	Reported Value
General Reserve Fund												
3134GASE5	10405	01GRF	Federal Home Loan Mtg Corp	Fair	7,000,000.00	1.050	10/26/2018	99.659	08/31/2017	6,976,130.00	7,000,000.00	6,976,130.00
3134GAXX7	10406	01GRF	Federal Home Loan Mtg Corp	Fair	2,500,000.00	1.187	11/30/2018	99.542	08/31/2017	2,488,550.00	2,497,661.46	2,488,550.00
3134GAYQ1	10415	01GRF	Federal Home Loan Mtg Corp	Fair	9,100,000.00	1.118	12/05/2018	99.705	08/31/2017	9,073,155.00	9,095,696.46	9,073,155.00
912828U99	10493	01GRF	Federal Home Loan Bank	Fair	7,000,000.00	1.304	12/31/2018	99.967	08/31/2017	6,997,690.00	6,994,970.26	6,997,690.00
912828N63	10414	01GRF	U.S. Treasury	Fair	9,000,000.00	1.198	01/15/2019	99.797	08/31/2017	8,981,730.00	8,991,125.08	8,981,730.00
Subtotal					227,454,418.85	1.027				226,916,948.05	227,218,842.42	226,916,948.05
Operating Fund												
38145C752	10108	01OF	Goldman Sachs Ila Fed Port	Amort	28,707.45	0.034		100.000	08/31/2017	28,707.45	28,707.45	28,707.45
912828P20	10477	01OF	Federal Home Loan Bank	Fair	5,285,000.00	1.070	01/31/2018	99.852	08/31/2017	5,287,163.40	5,288,000.79	5,287,163.40
Subtotal					5,323,707.45	1.064				5,315,870.85	5,316,708.24	5,315,870.85
Reserve Maintenance Fund												
38145C752	10106	01RMF	Goldman Sachs Ila Fed Port	Amort	20,201.66	0.034		100.000	08/31/2017	20,201.66	20,201.66	20,201.66
912828P20	10476	01RMF	Federal Home Loan Bank	Fair	3,770,000.00	1.070	01/31/2018	99.852	08/31/2017	3,764,420.40	3,765,016.62	3,764,420.40
Subtotal					3,790,201.66	1.064				3,784,622.06	3,785,218.28	3,784,622.06
Debt Service Reserve 2005A												
38145C752	10110	05DSRF05	Goldman Sachs Ila Fed Port	Amort	4,114.88	0.034		100.000	08/31/2017	4,114.88	4,114.88	4,114.88
912828P20	10478	05DSRF05	Federal Home Loan Bank	Fair	1,000,000.00	1.070	01/31/2018	99.852	08/31/2017	998,520.00	998,678.15	998,520.00
3133EFKN6	10379	05DSRF05	Federal Farm Credit Bank	Fair	1,991,000.00	1.030	10/26/2018	99.619	08/31/2017	1,983,414.29	1,990,548.00	1,983,414.29
Subtotal					2,995,114.88	1.042				2,986,049.17	2,993,341.03	2,986,049.17
Capitalized Interest Acc 2017												
38145C752	10423	06CAPINT1	Goldman Sachs Ila Fed Port	Amort	67,279.15	0.034		100.000	08/31/2017	67,279.15	67,279.15	67,279.15
912828UE8	10430	06CAPINT1	U.S. Treasury	Fair	17,230,000.00	0.939	12/31/2017	99.885	08/31/2017	17,210,185.50	17,219,284.39	17,210,185.50
Subtotal					17,297,279.15	0.935				17,277,464.65	17,286,563.54	17,277,464.65
Construction Fund 2017												
38145C752	10424	06CF17	Goldman Sachs Ila Fed Port	Amort	0.00	0.001		100.000	08/31/2017	0.00	0.00	0.00
PAINVEST	10463	06CF17	PA Invest	Amort	18,210,510.03	1.048		100.000	08/31/2017	18,210,510.03	18,210,510.03	18,210,510.03
89960JW19	10469	06CF17	Svenska Handelsbanken	Fair	17,000,000.00	1.114	09/01/2017	99.599	08/31/2017	16,931,858.34	17,000,000.00	16,931,858.34
8923AOWR0	10472	06CF17	TOYOTA Motor Credit CP	Fair	25,000,000.00	1.185	09/25/2017	99.501	08/31/2017	24,875,444.45	24,980,333.33	24,875,444.45
8923AOWS8	10471	06CF17	TOYOTA Motor Credit CP	Fair	20,000,000.00	1.196	09/26/2017	99.494	08/31/2017	19,898,850.00	19,983,472.22	19,898,850.00
912796LY3	10488	06CF17	U.S. Treasury	Fair	33,700,000.00	1.047	10/19/2017	99.708	08/31/2017	33,601,914.26	33,653,718.65	33,601,914.26
912828TW0	10473	06CF17	Federal Home Loan Bank	Fair	50,000,000.00	0.982	10/31/2017	99.949	08/31/2017	49,974,500.00	49,981,199.87	49,974,500.00

Data Updated: ~REPORT~: 09/06/2017 13:21
Run Date: 09/06/2017 - 13:21

Portfolio DRJ
AP
IC (PRF_IC) 7.1.1
Report Ver. 7.3.2

Delaware River Joint TBC
Investment Classification
August 31, 2017

Page 3

CUSIP	Investment #	Fund	Issuer	Investment Class	Par Value	YTM	Maturity Date	Market Price	Market Date	Market Value	Book Value	Reported Value
Construction Fund 2017												
912796MC0	10485	06CF17	U.S. Treasury	Fair	11,000,000.00	0.995	11/16/2017	99.518	08/31/2017	10,947,016.06	10,977,311.89	10,947,016.06
912828UA6	10474	06CF17	Federal Home Loan Bank	Fair	40,000,000.00	1.004	11/30/2017	99.891	08/31/2017	39,956,400.00	39,962,890.63	39,956,400.00
17177LZF4	10497	06CF17	CIESCO LLC	Fair	10,000,000.00	1.325	12/15/2017	99.563	08/31/2017	9,956,366.70	9,961,500.03	9,956,366.70
912828N55	10475	06CF17	Federal Home Loan Bank	Fair	20,000,000.00	1.023	12/31/2017	99.967	08/31/2017	19,993,400.00	19,998,469.13	19,993,400.00
912828P20	10483	06CF17	Federal Home Loan Bank	Fair	40,000,000.00	1.070	01/31/2018	99.852	08/31/2017	39,940,800.00	39,947,125.91	39,940,800.00
05253CC53	10496	06CF17	Aust & NZ Banking Group	Fair	13,000,000.00	1.419	03/05/2018	99.237	08/31/2017	12,907,808.34	12,907,808.34	12,907,831.67
89119BCF1	10487	06CF17	Toronto Dominion	Fair	4,000,000.00	1.442	03/15/2018	99.036	08/31/2017	3,961,440.56	3,969,558.34	3,961,440.56
19121BD52	10498	06CF17	Coca Cola	Fair	10,000,000.00	1.398	04/11/2018	99.108	08/31/2017	9,910,844.44	9,916,133.33	9,910,844.44
912828S68	10490	06CF17	Federal Home Loan Bank	Fair	10,000,000.00	1.239	07/31/2018	99.557	08/31/2017	9,955,700.00	9,955,802.16	9,955,700.00
912828U99	10492	06CF17	Federal Home Loan Bank	Fair	10,000,000.00	1.303	12/31/2018	99.967	08/31/2017	9,992,996.03	9,992,996.03	9,992,996.03
912828ST8	10489	06CF17	Federal Home Loan Bank	Fair	10,000,000.00	1.338	04/30/2019	99.907	08/31/2017	9,985,461.34	9,985,461.34	9,990,700.00
912828TH3	10491	06CF17	Federal Home Loan Bank	Fair	10,000,000.00	1.342	07/31/2019	99.176	08/31/2017	9,917,600.00	9,917,239.94	9,917,600.00
Subtotal					351,910,510.03	1.119				350,920,876.51	351,296,531.17	350,920,876.51
Clearing Fund 2017												
38145C752	10422	06CLEAR17	Goldman Sachs Ila Fed Port	Amort	211,670.26	0.034		100.000	08/31/2017	211,670.26	211,670.26	211,670.26
Subtotal					211,670.26	0.034				211,670.26	211,670.26	211,670.26
Debt Service Reserve Fund 12A												
38145C752	10260	06DSRF12A	Goldman Sachs Ila Fed Port	Amort	2,102.21	0.034		100.000	08/31/2017	2,102.21	2,102.21	2,102.21
912828P20	10480	06DSRF12A	Federal Home Loan Bank	Fair	1,015,000.00	1.070	01/31/2018	99.852	08/31/2017	1,013,497.80	1,013,658.32	1,013,497.80
3133EFKW6	10381	06DSRF12A	Federal Farm Credit Bank	Fair	1,866,000.00	1.030	10/26/2018	99.619	08/31/2017	1,858,890.54	1,865,576.37	1,858,890.54
Subtotal					2,883,102.21	1.043				2,874,490.55	2,881,336.90	2,874,490.55
Debt Service Reserve Fund 2015												
38145C752	10349	06DSRF15	Goldman Sachs Ila Fed Port	Amort	0.00	0.130		100.000	08/31/2017	0.00	0.00	0.00
912828P20	10481	06DSRF15	Federal Home Loan Bank	Fair	4,730,000.00	1.070	01/31/2018	99.852	08/31/2017	4,722,999.60	4,723,747.64	4,722,999.60
3133EFKW6	10382	06DSRF15	Federal Farm Credit Bank	Fair	3,000,000.00	1.030	10/26/2018	99.619	08/31/2017	2,988,570.00	2,999,318.93	2,988,570.00
Subtotal					7,730,000.00	1.054				7,711,569.60	7,723,066.57	7,711,569.60
Debt Service Reserve Fund 2017												
38145C752	10425	06DSRF17	Goldman Sachs Ila Fed Port	Amort	119,433.65	0.034		100.000	08/31/2017	119,433.65	119,433.65	119,433.65
912828P20	10482	06DSRF17	Federal Home Loan Bank	Fair	30,645,000.00	1.070	01/31/2018	99.852	08/31/2017	30,599,645.40	30,604,491.94	30,599,645.40
Subtotal					30,764,433.65	1.065				30,719,079.05	30,723,925.49	30,719,079.05
Total					650,800,324.51	1.076				649,158,527.12	649,877,090.27	649,158,527.12

Data Updated: ~REPORT~: 09/06/2017 13:21
Run Date: 09/06/2017 - 13:21

Portfolio DRJ
AP
IC (PRF_IC) 7.1.1
Report Ver. 7.3.2

DELAWARE RIVER JOINT TOLL BRIDGE COMMISSION
Meeting of September 25, 2017
TOLL TRAFFIC AND REVENUE STATISTICS (August, 2017)

Summary: The Commission experienced an increase in total toll revenue for August 2017 in comparison to the August 2016 traffic and revenue statistics. Total toll traffic also reflected an increase for the month of August. [It should be noted that 2016 was a leap year, and that Year-to-Date totals for 2017 reflect one less day].

Analysis of August 2017 / August 2016 toll revenue data comparison:

- An overall toll revenue increase of 1.59 percent was recorded at the Commission's seven toll bridges for the month.
- Commercial-vehicle toll revenue reflected a 2.10 percent increase.
- Passenger-vehicle toll revenue generated a 0.32 percent increase.

Analysis of August 2017 / August 2016 traffic data comparison:

- Total toll traffic increased by 7,420 vehicles, or 0.19 percent for the month.
- Commercial-vehicle traffic increased by 6,282 vehicles, or 1.25 percent.
- Passenger-vehicle toll traffic increased by 1,138 vehicles, or 0.19 percent.
- Average daily toll traffic for the Commission's seven toll bridges for August 2017 was 125,067 total vehicles as compared to 124,828 total vehicles in August 2016.
- Total recorded westbound traffic volume at the eleven vehicular toll supported bridges for August 2017 decreased by 42,859 vehicles, or 1.53 percent when compared to August 2016. Average daily westbound traffic at these bridges for August 2017 was 88,909 vehicles as compared to 90,291 for August 2016.

Traffic analysis for 2017 YTD:

- Total YTD toll traffic for the seven toll bridges is reflecting a 1.22 percent increase through the first eight months of 2017 as compared to the same period in 2016.
- Westbound traffic on the eleven toll supported bridges is reflecting a 0.90 percent increase through the first eight months of 2017 as compared to last year.

DISTRICT REVIEW

District 1

Total toll traffic at Trenton-Morrisville (TM) for August 2017 reflected a 1.13 percent increase compared to August 2016 as the result of the increase of 9,763 cars and the decrease of 493 trucks. At New Hope-Lambertville (NHL), decreases of 340 cars and 1,870 trucks combined to generate a decrease in total toll traffic of 1.27 percent for the month of August 2017 as compared to August 2016.

District II

The I-78 Toll Bridge experienced a decrease of 0.29 percent in total toll traffic for the month of August 2017 compared to August 2016 as the result of the decrease of 8,068 cars and the increase of 4,713 trucks. At the Easton-Phillipsburg (EP) Toll Bridge, an increase of 2,739 passenger vehicles and a decrease of 3,030 trucks combined to generate a 0.06 percent decrease in total toll traffic for August 2017.

District III

Portland-Columbia (PC) experienced a 4.16 percent decrease in total toll traffic during August 2017 as a result of the decrease of 6,006 automobiles and the increase of 589 trucks compared to August 2016. At the Delaware Water Gap (DWG) Toll Bridge, increases of 4,924 passenger vehicles and 6,949 trucks combined to generate an increase of 1.22 percent in total toll traffic for August 2017 as compared to August 2016. At Milford-Montague (MM), decreases of 1,874 passenger vehicles and 576 trucks combined to produce a 1.82 percent decrease in total toll traffic for the month of August 2017.

E-ZPass Penetration Rates

The table below provides a comparison of the *E-ZPass* penetration rates for the Commission's seven (7) toll bridges for the months of August, 2017 and August, 2016, and the year-to-date periods ending August 31, 2017 and August 31, 2016.

		<i>E-ZPass</i> PENETRATION RATES					
		AUG. 2017	AUG. 2016	Change in Monthly Percentage	YTD 2017	YTD 2016	Change in YTD Percentage
All Toll Bridges	Cars	68.11	61.78	6.33	66.64	63.50	3.14
	Trucks	85.97	84.70	1.27	85.82	85.11	0.71
	Total	70.52	64.67	5.85	69.27	66.40	2.87
Trenton - Morrisville	Cars	66.58	60.97	5.61	65.70	62.02	3.68
	Trucks	90.59	89.80	0.79	88.80	89.94	-1.14
	Total	68.14	62.78	5.36	67.28	63.83	3.45
New Hope - Lambertville	Cars	81.02	76.74	4.28	80.87	77.95	2.92
	Trucks	82.46	83.24	-0.78	82.21	83.12	-0.91
	Total	81.09	77.15	3.94	80.95	78.27	2.68
I-78	Cars	69.84	61.21	8.63	67.48	64.03	3.45
	Trucks	86.59	84.46	2.13	86.56	84.82	1.74
	Total	73.74	66.35	7.39	72.30	69.05	3.25
Easton - Phillipsburg	Cars	67.71	62.76	4.95	67.12	64.93	2.19
	Trucks	80.37	82.53	-2.16	80.62	82.99	-2.37
	Total	68.40	63.94	4.46	67.84	66.03	1.81
Portland - Columbia	Cars	62.54	58.59	3.95	61.36	58.93	2.43
	Trucks	89.74	83.98	5.76	86.83	86.67	0.16
	Total	64.59	60.19	4.40	63.19	61.00	2.19
Delaware Water Gap	Cars	66.91	60.60	6.31	65.00	61.89	3.11
	Trucks	86.23	84.00	2.23	84.47	84.39	0.08
	Total	69.63	63.70	5.93	67.90	65.14	2.76
Milford - Montague	Cars	63.34	58.86	4.48	60.65	58.18	2.47
	Trucks	76.69	78.30	-1.61	73.86	80.31	-6.45
	Total	63.70	59.44	4.26	61.01	58.83	2.18

DELAWARE RIVER JOINT TOLL BRIDGE COMMISSION

ALL TOLL BRIDGES

COMPARATIVE STATEMENT OF TOLL TRAFFIC AND REVENUE

JANUARY 1, 2016		JANUARY 1, 2017		MONTH OF		MONTH OF	
AUGUST 31, 2016		AUGUST 31, 2017		AUGUST 2017		AUGUST 2016	
244 DAYS		243 DAYS		31 DAYS		31 DAYS	
NUMBER OF VEHICLES	TOTAL REVENUE	NUMBER OF VEHICLES	TOTAL REVENUE	VEHICLE CLASS	NUMBER OF VEHICLES	TOTAL REVENUE	TOTAL REVENUE
23,569,964	\$ 23,711,490.00	23,786,876	\$ 23,953,006.00	Passenger	3,368,223	\$ 3,392,115.00	3,367,085 \$ 3,391,042.00
-	(944,275.09)	-	(854,803.68)	Discounts *	-	(87,959.40)	(97,299.40)
23,569,964	\$ 22,767,214.91	23,786,876	\$ 23,098,202.32	TOTAL PASSENGER	3,368,223	\$ 3,304,155.60	3,367,085 \$ 3,293,742.60
599,024	3,861,873.60	581,097	3,742,471.20	2-Axle Trucks	74,540	480,214.15	543,231.65
264,199	3,127,164.00	326,573	3,864,489.60	3-Axle Trucks	45,177	534,427.20	448,243.20
302,156	4,745,401.60	330,982	5,205,148.80	4-Axle Trucks	49,958	786,616.00	665,350.40
2,438,043	47,759,398.00	2,476,665	48,541,738.00	5-Axle Trucks	328,755	6,448,596.00	6,407,654.00
67,755	1,570,250.40	73,380	1,706,565.61	6-Axle Trucks	10,231	238,809.60	226,876.80
5,795	161,454.40	3,635	100,339.60	7-Axle Trucks	1,020	5,563.60	28,004.80
17	1,061.10	1	88.30	Permits	-	-	153.20
3,676,989	\$ 61,226,603.10	3,792,333	\$ 63,160,841.11	TOTAL TRUCKS	508,861	\$ 8,494,226.55	8,319,514.05
27,246,953	\$ 83,993,818.01	27,579,209	\$ 86,259,043.43	TOTAL TOLL VEHICLES	3,877,084	11,798,382.15	11,613,256.65
111,668	\$ 344,236.96	113,495	\$ 354,975.49	DAILY AVERAGE	125,067	\$ 380,592.97	374,621.18

Rate Change	
Traffic (toll)	1.22%
Autos	0.92%
Trucks	3.14%
Revenue	2.70%
Autos	1.45%
Trucks	3.16%

Rate Change	
Traffic (toll)	0.19%
Autos	0.03%
Trucks	1.25%
Revenue	1.59%
Autos	0.32%
Trucks	2.10%

* Discounts represents rebates for commuter discounts earned when a customer crosses the Commission's bridges 20 times in a 35 day period, and Commission vehicle's non-revenue crossings.

NOTE: YTD traffic and revenue totals have been positively affected by the Jan. 21, 2017 closure of the Delaware River Turnpike Bridge.
NOTE: 2016 was a leap year. YTD statistics reflect one less day.

DELAWARE RIVER JOINT TOLL BRIDGE COMMISSION

TRENTON - MORRISVILLE TOLL BRIDGE

COMPARATIVE STATEMENT OF TOLL TRAFFIC AND REVENUE

AUGUST 2017

JANUARY 1, 2016 AUGUST 31, 2016 244 DAYS			JANUARY 1, 2017 AUGUST 31, 2017 243 DAYS			MONTH OF AUGUST 2017 31 DAYS			MONTH OF AUGUST 2016 31 DAYS		
NUMBER OF VEHICLES	TOTAL REVENUE		NUMBER OF VEHICLES	TOTAL REVENUE	VEHICLE CLASS	NUMBER OF VEHICLES	TOTAL REVENUE		NUMBER OF VEHICLES	TOTAL REVENUE	
5,609,746	\$ 5,626,796.00 (207,453.84)		5,927,594	\$ 5,952,236.00 (176,868.34)	Passenger	773,792	\$ 776,462.00 (18,140.42)		764,029	\$ 766,705.00 (21,365.55)	
5,609,746	\$ 5,419,342.16		5,927,594	\$ 5,775,367.66	Discounts *	773,792	\$ 758,321.58		764,029	\$ 745,339.45	
					TOTAL PASSENGER						
151,481	977,979.60		133,311	860,319.20	2-Axle Trucks	12,461	80,455.05		20,779	134,098.90	
59,104	704,876.40		71,567	852,081.60	3-Axle Trucks	9,313	110,916.00		9,021	107,744.40	
60,942	963,689.60		69,919	1,106,124.80	4-Axle Trucks	9,954	157,425.60		9,329	147,726.40	
119,476	2,341,896.00		157,571	3,093,936.00	5-Axle Trucks	21,701	425,778.00		14,909	292,006.00	
762	17,865.60		1,548	36,307.21	6-Axle Trucks	177	4,188.00		71	1,670.40	
69	2,530.80		137	3,910.40	7-Axle Trucks	11	308.00		1	28.00	
1	5.00				Permits						
391,835	\$ 5,008,843.00		434,053	\$ 5,952,879.21	TOTAL TRUCKS	53,617	\$ 779,070.65		54,110	\$ 683,274.10	
6,001,581	\$ 10,428,185.16		6,361,647	\$ 11,728,046.87	TOTAL TOLL VEHICLES	827,409	\$ 1,537,392.23		818,139	\$ 1,428,613.55	
24,597	\$ 42,738.46		26,180	\$ 48,263.57	DAILY AVERAGE	26,691	\$ 49,593.30		26,392	\$ 46,084.31	

Rate Change Traffic (toll)	
Autos	6.00%
Trucks	5.67%
Revenue	10.77%
Autos	12.46%
Trucks	6.57%
	18.84%

Rate Change Traffic (toll)	
Autos	1.13%
Trucks	1.28%
Revenue	-0.91%
Autos	7.61%
Trucks	1.74%
	14.02%

* Discounts represents rebates for commuter discounts earned when a customer crosses the Commission's bridges 20 times in a 35 day period, and Commission vehicle's non-revenue crossings.

NOTE: YTD traffic and revenue totals have been positively affected by the Jan. 21, 2017 closure of the Delaware River Turnpike Bridge.

DELAWARE RIVER JOINT TOLL BRIDGE COMMISSION

NEW HOPE - LAMBERTVILLE TOLL BRIDGE

COMPARATIVE STATEMENT OF TOLL TRAFFIC AND REVENUE

AUGUST 2017											
JANUARY 1, 2016 AUGUST 31, 2016 244 DAYS			JANUARY 1, 2017 AUGUST 31, 2017 243 DAYS			MONTH OF AUGUST 2017 31 DAYS			MONTH OF AUGUST 2016 31 DAYS		
NUMBER OF VEHICLES	TOTAL REVENUE		NUMBER OF VEHICLES	TOTAL REVENUE	VEHICLE CLASS	NUMBER OF VEHICLES	TOTAL REVENUE	NUMBER OF VEHICLES	TOTAL REVENUE		
1,212,809	\$ 1,220,285.00 (67,295.06)		1,214,976	\$ 1,223,236.00 (51,644.97)	Passenger	162,956	\$ 163,964.00 (5,381.32)	163,296	\$ 164,593.00 (7,013.66)		
1,212,809	\$ 1,152,989.94		1,214,976	\$ 1,171,591.03	Discounts *	162,956	\$ 158,582.68	163,296	\$ 157,579.34		
					TOTAL PASSENGER						
38,842	251,005.95		31,123	200,858.45	2-Axle Trucks	3,531	22,798.75	5,301	34,271.25		
14,103	168,177.60		14,343	170,864.40	3-Axle Trucks	1,855	22,052.40	2,063	24,600.00		
6,292	97,420.80		5,148	80,084.80	4-Axle Trucks	831	12,993.80	853	13,201.80		
22,134	435,750.00		23,873	469,790.00	5-Axle Trucks	3,121	61,418.00	2,957	57,968.00		
815	18,403.20		670	15,340.80	6-Axle Trucks	87	1,951.20	121	2,712.00		
23	653.20		23	641.20	7-Axle Trucks	3	84.00	3	84.00		
1	2.00				Permits	-	-				
82,210	\$ 971,412.75		75,180	\$ 937,579.65	TOTAL TRUCKS	9,428	\$ 121,297.95	11,298	\$ 132,836.85		
1,295,019	\$ 2,124,402.69		1,290,156	\$ 2,109,170.68	TOTAL TOLL VEHICLES	172,384	\$ 279,880.63	174,594	\$ 290,416.19		
5,307	\$ 8,706.57		5,309	\$ 8,679.71	DAILY	5,561	\$ 9,028.41	5,632	\$ 9,368.26		
Rate Change Traffic (toll)			Rate Change Traffic (toll)			Rate Change Traffic (toll)			Rate Change Traffic (toll)		
Autos			Autos			Autos			Autos		
0.38%			0.18%			Autos			-1.27%		
0.18%			-8.55%			Trucks			-0.21%		
-8.55%			-0.72%			Revenue			-16.55%		
-0.72%			1.61%			Revenue			-3.63%		
1.61%			-3.48%			Autos			0.64%		
-3.48%						Trucks			-8.69%		

* Discounts represents rebates for commuter discounts earned when a customer crosses the Commission's bridges 20 times in a 35 day period, and Commission vehicle's non-revenue crossings.

DELAWARE RIVER JOINT TOLL BRIDGE COMMISSION

178 TOLL BRIDGE

COMPARATIVE STATEMENT OF TOLL TRAFFIC AND REVENUE

AUGUST 2017

JANUARY 1, 2016 AUGUST 31, 2016 244 DAYS			JANUARY 1, 2017 AUGUST 31, 2017 243 DAYS			MONTH OF AUGUST 2017 31 DAYS			MONTH OF AUGUST 2016 31 DAYS		
NUMBER OF VEHICLES	TOTAL REVENUE		NUMBER OF VEHICLES	TOTAL REVENUE	VEHICLE CLASS	NUMBER OF VEHICLES	TOTAL REVENUE		NUMBER OF VEHICLES	TOTAL REVENUE	
6,060,757	\$ 6,108,998.00 (240,468.96)		5,999,901	\$ 6,054,125.00 (252,633.91)	Passenger	883,339	\$ 891,599.00 (26,260.18)		891,407	\$ 899,228.00 (24,459.57)	
6,060,757	\$ 5,868,529.04		5,999,901	\$ 5,801,491.09	Discounts *	883,339	\$ 865,338.82		891,407	\$ 874,768.43	
181,539	1,168,104.60		198,720	1,278,091.75	TOTAL PASSENGER						
99,034	1,167,141.60		128,779	1,520,581.20	2-Axle Trucks	28,844	185,612.70		25,954	167,013.60	
128,651	2,009,291.20		135,175	2,115,132.80	3-Axle Trucks	16,085	189,981.60		13,472	158,916.00	
1,477,359	28,922,924.00		1,509,599	29,566,928.00	4-Axle Trucks	19,530	306,414.40		17,939	280,355.20	
44,919	1,039,869.60		48,147	1,119,141.60	5-Axle Trucks	196,448	3,853,646.00		198,143	3,876,978.00	
4,430	122,042.80		2,795	76,859.20	6-Axle Trucks	6,690	156,410.40		6,635	153,614.40	
7	548.50		1	88.30	7-Axle Trucks	114	3,175.20		853	23,306.80	
					Permits				2	153.20	
1,935,939	\$ 34,429,922.30		2,023,216	\$ 35,676,822.85	TOTAL TRUCKS	267,711	\$ 4,695,240.30		262,998	\$ 4,660,337.20	
7,996,696	\$ 40,298,451.34		8,023,117	\$ 41,478,313.94	TOTAL TOLL VEHICLES	1,151,050	\$ 5,560,579.12		1,154,405	\$ 5,535,105.63	
32,773	\$ 165,157.59		33,017	\$ 170,692.65	DAILY AVERAGE	37,131	\$ 179,373.52		37,239	\$ 178,551.79	

Rate Change	
Traffic (toll)	0.33%
Autos	-1.00%
Trucks	4.51%
Revenue	2.93%
Autos	-1.14%
Trucks	3.62%

Rate Change	
Traffic (toll)	-0.29%
Autos	-0.91%
Trucks	1.79%
Revenue	0.46%
Autos	-1.08%
Trucks	0.75%

* Discounts represents rebates for commuter discounts earned when a customer crosses the Commission's bridges 20 times in a 35 day period, and Commission vehicle's non-revenue crossings.

DELAWARE RIVER JOINT TOLL BRIDGE COMMISSION

EASTON - PHILLIPSBURG TOLL BRIDGE

COMPARATIVE STATEMENT OF TOLL TRAFFIC AND REVENUE

AUGUST 2017

JANUARY 1, 2016 AUGUST 31, 2016 244 DAYS		JANUARY 1, 2017 AUGUST 31, 2017 243 DAYS		MONTH OF AUGUST 2017 31 DAYS		MONTH OF AUGUST 2016 31 DAYS		
NUMBER OF VEHICLES	TOTAL REVENUE	NUMBER OF VEHICLES	TOTAL REVENUE	VEHICLE CLASS	NUMBER OF VEHICLES	TOTAL REVENUE	NUMBER OF VEHICLES	TOTAL REVENUE
3,386,055	\$ 3,403,822.00 (140,851.34)	3,379,852	\$ 3,398,108.00 (116,163.92)	Passenger	458,357	\$ 481,284.00 (11,940.14)	455,618	\$ 458,545.00 (14,491.26)
3,386,055	\$ 3,262,970.66	3,379,852	\$ 3,281,944.08	Discounts * TOTAL PASSENGER	458,357	\$ 449,343.86	455,618	\$ 444,053.74
86,441	558,524.20	57,287	370,191.90	2-Axle Trucks	7,105	45,917.30	11,560	74,706.45
24,605	291,307.20	23,638	280,666.80	3-Axle Trucks	4,145	49,220.40	3,551	41,978.40
23,573	374,089.60	21,161	335,647.20	4-Axle Trucks	2,831	44,932.80	2,878	45,636.80
84,530	1,657,454.00	88,120	1,729,274.00	5-Axle Trucks	12,120	238,292.00	11,233	220,516.00
1,110	26,404.80	928	21,907.20	6-Axle Trucks	136	3,242.40	143	3,386.40
23	686.00	25	696.40	7-Axle Trucks	1	28.00	3	96.00
		-		Permits	-	-	-	
220,282	\$ 2,908,465.80	191,159	\$ 2,738,283.50	TOTAL TRUCKS	26,338	\$ 381,632.90	29,368	\$ 386,320.05
3,606,337	\$ 6,171,436.46	3,571,011	\$ 6,020,227.58	TOTAL TOLL VEHICLES	484,695	\$ 830,976.76	484,986	\$ 830,373.79
14,780	\$ 25,292.77	14,696	\$ 24,774.60	DAILY AVERAGE	15,635	\$ 26,805.70	15,645	\$ 26,786.25
Rate Change Traffic (toll)				Rate Change Traffic (toll)				
Autos				Autos				
Trucks				Trucks				
Revenue				Revenue				
Autos				Autos				
Trucks				Trucks				

Rate Change	
Traffic (toll)	
Autos	-0.98%
Trucks	-0.18%
Revenue	-13.22%
Autos	-2.45%
Trucks	0.58%
	-5.85%

Rate Change	
Traffic (toll)	
Autos	-0.06%
Trucks	0.60%
Revenue	-10.32%
Autos	0.07%
Trucks	1.19%
	-1.21%

* Discounts represents rebates for commuter discounts earned when a customer crosses the Commission's bridges 20 times in a 35 day period, and Commission vehicle's non-revenue crossings.

DELAWARE RIVER JOINT TOLL BRIDGE COMMISSION

PORTLAND - COLUMBIA TOLL BRIDGE

COMPARATIVE STATEMENT OF TOLL TRAFFIC AND REVENUE

AUGUST 2017

JANUARY 1, 2016 AUGUST 31, 2016 244 DAYS			JANUARY 1, 2017 AUGUST 31, 2017 243 DAYS			MONTH OF AUGUST 2017 31 DAYS			MONTH OF AUGUST 2016 31 DAYS		
NUMBER OF VEHICLES	TOTAL REVENUE		NUMBER OF VEHICLES	TOTAL REVENUE	VEHICLE CLASS	NUMBER OF VEHICLES	TOTAL REVENUE		NUMBER OF VEHICLES	TOTAL REVENUE	
799,477	\$ 806,861.00		784,048	\$ 791,636.00	Passenger	115,359	\$ 116,562.00		121,365	\$ 122,656.00	
	(36,578.01)			(31,367.67)	Discounts *		(2,957.13)			(3,753.19)	
799,477	\$ 770,282.99		784,048	\$ 760,268.33	TOTAL PASSENGER	115,359	\$ 113,604.87		121,365	\$ 118,902.81	
18,127	117,176.15		12,853	83,201.30	2-Axle Trucks	1,480	9,598.55		2,625	16,981.90	
6,672	79,539.60		6,395	76,150.80	3-Axle Trucks	870	10,342.80		911	10,839.60	
17,553	280,398.40		18,456	294,288.00	4-Axle Trucks	3,584	57,092.80		1,945	31,059.20	
22,558	447,100.00		22,956	453,834.00	5-Axle Trucks	3,418	67,518.00		3,289	65,118.00	
199	4,761.80		294	7,020.00	6-Axle Trucks	36	859.20		29	688.80	
6	185.20		12	333.20	7-Axle Trucks	1	28.00		1	25.20	
-	-		-	-	Permits	-	-		-	-	
65,115	\$ 929,160.95		60,966	\$ 914,827.30	TOTAL TRUCKS	9,389	\$ 145,439.35		8,800	\$ 124,712.70	
864,592	\$ 1,699,443.94		845,014	\$ 1,675,095.63	TOTAL TOLL VEHICLES	124,748	\$ 259,044.22		130,165	\$ 243,615.51	
3,543	\$ 6,964.93		3,477	\$ 6,893.40	DAILY AVERAGE	4,024	\$ 8,356.27		4,199	\$ 7,858.56	

Rate Change

Traffic (toll)	-2.26%
Autos	-1.93%
Trucks	-6.37%
Revenue	-1.43%
Autos	-1.30%
Trucks	-1.54%

Rate Change

Traffic (toll)	-4.16%
Autos	-4.95%
Trucks	6.89%
Revenue	6.33%
Autos	-4.48%
Trucks	16.62%

* Discounts represents rebates for commuter discounts earned when a customer crosses the Commission's bridges 20 times in a 35 day period, and Commission vehicle's non-revenue crossings.

DELAWARE RIVER JOINT TOLL BRIDGE COMMISSION

DELAWARE WATER GAP TOLL BRIDGE

COMPARATIVE STATEMENT OF TOLL TRAFFIC AND REVENUE

AUGUST 2017									
JANUARY 1, 2017 AUGUST 31, 2017 243 DAYS			MONTH OF AUGUST 2017 31 DAYS			MONTH OF AUGUST 2016 31 DAYS			
NUMBER OF VEHICLES	TOTAL REVENUE	NUMBER OF VEHICLES	TOTAL REVENUE	VEHICLE CLASS	NUMBER OF VEHICLES	TOTAL REVENUE	NUMBER OF VEHICLES	TOTAL REVENUE	
5,626,455 \$	5,662,534.00 (215,046.53)	5,631,791 \$	5,677,700.00 (195,110.88)	Passenger	845,962 \$	852,603.00 (20,372.69)	841,038 \$	847,600.00	
5,626,455 \$	5,447,487.47	5,631,791 \$	5,482,589.12	Discounts *	-	-	-	(22,461.87)	
				TOTAL PASSENGER	845,962 \$	832,230.31	841,038 \$	825,118.13	
105,242	677,030.90	135,143	867,945.00	2-Axle Trucks	19,523	125,492.25	15,421	99,167.25	
58,242	687,032.40	79,007	930,196.80	3-Axle Trucks	12,300	144,648.00	8,343	98,307.60	
63,668	996,968.00	79,243	1,244,011.20	4-Axle Trucks	12,801	200,961.60	9,134	143,273.60	
706,588	13,847,692.00	668,589	13,110,052.00	5-Axle Trucks	91,033	1,783,840.00	96,027	1,880,262.00	
19,912	462,038.40	21,725	505,221.60	6-Axle Trucks	3,091	71,822.40	2,786	64,591.20	
1,238	35,191.20	629	17,515.60	7-Axle Trucks	69	1,915.20	157	4,411.60	
8	505.60			Permits					
954,898 \$	16,706,458.50	984,336 \$	16,674,942.20	TOTAL TRUCKS	136,817 \$	2,328,679.45	131,868 \$	2,290,013.25	
6,581,353 \$	22,153,945.97	6,616,127 \$	22,157,531.32	TOTAL TOLL VEHICLES	984,779 \$	3,160,909.76	972,906 \$	3,115,131.38	
26,973 \$	90,794.86	27,227 \$	91,183.26	DAILY AVERAGE	31,767 \$	101,964.83	31,384 \$	100,488.11	
Rate Change									
Traffic (toll)									
Autos									
Trucks									
Revenue									
Autos									
Trucks									

* Discounts represents rebates for commuter discounts earned when a customer crosses the Commission's bridges 20 times in a 35 day period, and Commission vehicle's non-revenue crossings.

DELAWARE RIVER JOINT TOLL BRIDGE COMMISSION

MILFORD - MONTAGUE TOLL BRIDGE

COMPARATIVE STATEMENT OF TOLL TRAFFIC AND REVENUE

AUGUST 2017

JANUARY 1, 2016 AUGUST 31, 2016 244 DAYS			JANUARY 1, 2017 AUGUST 31, 2017 243 DAYS			MONTH OF AUGUST 2017 31 DAYS			MONTH OF AUGUST 2016 31 DAYS		
NUMBER OF VEHICLES	TOTAL REVENUE		NUMBER OF VEHICLES	TOTAL REVENUE	VEHICLE CLASS	NUMBER OF VEHICLES	TOTAL REVENUE		NUMBER OF VEHICLES	TOTAL REVENUE	
874,665	\$ 882,194.00 (36,581.35)		848,714	\$ 855,965.00 (31,013.99)	Passenger	128,458	\$ 129,641.00		130,332	\$ 131,715.00	
874,665	\$ 845,612.65		848,714	\$ 824,951.01	Discounts *	128,458	(2,907.52)		130,332	(3,734.30)	
					TOTAL PASSENGER		126,733.48			127,980.70	
17,352	112,052.20		12,660	81,863.60	2-Axle Trucks	1,596	10,339.55		2,626	16,992.30	
2,439	29,089.20		2,844	33,948.00	3-Axle Trucks	609	7,266.00		491	5,857.20	
1,477	23,544.00		1,880	29,960.00	4-Axle Trucks	427	6,795.20		258	4,087.60	
5,398	106,582.00		5,957	117,924.00	5-Axle Trucks	914	18,104.00		751	14,806.00	
38	907.20		68	1,627.20	6-Axle Trucks	14	336.00		9	213.60	
6	165.20		14	383.60	7-Axle Trucks	1	25.20		2	53.20	
-	-		-	-	Permits	-	-		-	-	
26,710	\$ 272,339.80		23,423	\$ 265,706.40	TOTAL TRUCKS	3,561	\$ 42,865.95		4,137	\$ 42,019.90	
901,375	\$ 1,117,952.45		872,137	\$ 1,090,657.41	TOTAL TOLL VEHICLES	132,019	\$ 169,599.43		134,469	\$ 170,000.60	
3,694	\$ 4,581.77		3,589	\$ 4,488.30	DAILY AVERAGE	4,259	\$ 5,470.95		4,338	\$ 5,483.89	
Rate Change			Rate Change			Rate Change			Rate Change		
Traffic (toll)			Traffic (toll)			Traffic (toll)			Traffic (toll)		
Autos			Autos			Autos			Autos		
Trucks			Trucks			Trucks			Trucks		
Revenue			Revenue			Revenue			Revenue		
Autos			Autos			Autos			Autos		
Trucks			Trucks			Trucks			Trucks		
-3.24%			-3.24%			-1.82%			-1.82%		
-2.97%			-2.97%			-1.44%			-1.44%		
-12.31%			-12.31%			-13.92%			-13.92%		
-2.44%			-2.44%			-0.24%			-0.24%		
-2.44%			-2.44%			-0.97%			-0.97%		
-2.44%			-2.44%			2.01%			2.01%		

* Discounts represents rebates for commuter discounts earned when a customer crosses the Commission's bridges 20 times in a 35 day period, and Commission vehicle's non-revenue crossings.

Delaware River Joint Toll Bridge Commission
Toll Supported Bridge - Westbound Traffic Counts
August 2017

Bridge	Westbound Volume					
	August 2017	August 2016	% Change	YTD 2017	YTD 2016	% Change
Lower Trenton	390,973	384,858	1.59%	2,942,458	2,780,763	5.81%
Calhoun Street	300,251	277,256	8.29%	2,371,450	2,160,197	9.78%
Scudder Falls ¹	1,032,062	1,037,777	-0.55%	7,764,810	7,872,061	-1.36%
Washington Crossing	106,464	145,879	-27.02%	838,118	1,054,980	-20.56%
New Hope - Lambertville	198,398	203,446	-2.48%	1,759,940	1,541,104	14.20%
Centre Bridge - Stockton	85,213	73,655	15.69%	587,971	504,667	16.51%
Uhlerstown - Frenchtown	71,896	74,578	-3.60%	548,817	545,546	0.60%
Upper Black Eddy - Milford	59,102	59,131	-0.05%	474,538	446,965	6.17%
Riegelsville	50,245	68,477	-26.62%	384,691	503,082	-23.53%
Northampton Street	394,751	395,945	-0.30%	3,014,996	3,069,625	-1.78%
Riverton - Belvidere	66,812	78,025	-14.37%	567,830	587,704	-3.38%
Total	2,756,167	2,799,026	-1.53%	21,255,620	21,066,694	0.90%

Notes:

(¹) Construction began in June 2017 under contract T-688A for the Scudder Falls Replacement Bridge.

Delaware River Joint Toll Bridge Commission
Toll Supported Bridge - Two Way Traffic Counts
August 2017

Bridge	Total Volume					
	August 2017	August 2016	% Change	YTD 2017	YTD 2016	% Change
Lower Trenton	491,902	493,674	-0.36%	3,772,475	3,619,043	4.24%
Calhoun Street	511,159	546,340	-6.44%	4,018,201	4,282,477	-6.17%
Scudder Falls ¹	1,870,566	1,909,386	-2.03%	14,442,502	14,621,303	-1.22%
Washington Crossing	191,718	250,774	-23.55%	1,469,635	1,809,696	-18.79%
New Hope - Lambertville	381,959	432,949	-11.78%	3,160,074	3,276,950	-3.57%
Centre Bridge - Stockton	159,334	160,515	-0.74%	1,127,632	1,106,746	1.89%
Uhlerstown-Frenchtown	142,075	145,685	-2.48%	1,075,237	1,061,270	1.32%
Upper Black Eddy-Milford	113,577	120,943	-6.09%	878,715	901,963	-2.58%
Riegelsville	107,782	114,075	-5.52%	801,276	838,091	-4.39%
Northampton Street	607,523	617,089	-1.55%	4,522,807	4,805,861	-5.89%
Riverton - Belvidere	154,803	143,873	7.60%	1,235,534	1,091,937	13.15%
Total	4,732,398	4,935,303	-4.11%	36,504,088	37,415,337	-2.44%

Notes:

(1) Construction began in June 2017 under contract T-688A for the Scudder Falls Replacement Bridge.

Delaware River Joint Toll Bridge Commission
Toll Bridge - Two Way Traffic Counts
August 2017

Bridge	Total Volume (all classes)				
	August 2017	August 2016	% Change	YTD 2017	% Change
Trenton - Morrisville	1,992,296	1,933,698	3.03%	15,071,115	5.29%
New Hope - Lambertville	405,757	397,477	2.08%	3,055,414	3.62%
Interstate 78	2,362,195	2,367,936	-0.24%	16,495,269	-0.26%
Easton - Phillipsburg	1,150,190	1,114,353	3.22%	8,659,924	3.03%
Portland - Columbia	270,218	285,501	-5.35%	1,897,993	-3.52%
Delaware Water Gap	1,904,770	1,931,704	-1.39%	12,876,161	-2.05%
Milford - Montague	272,693	244,147	11.69%	1,783,101	8.50%
Total	8,358,119	8,274,816	1.01%	59,838,977	1.49%

DELAWARE RIVER JOINT TOLL BRIDGE COMMISSION

Meeting of September 25, 2017

STATISTICAL SUMMARY OF EXPENDITURES

This includes reports entitled “**Budget vs Actual**” covering the month of August 2017 and the eight month year-to-date (“YTD”) operations of fiscal year 2017 relative to Toll Bridges, Toll Supported Bridges and Administration departments.

Total expense plus encumbrance totaled \$4,750,430 for the month of August. For the 2017 fiscal period, total expense plus encumbrances amounted to \$38,826,367 or 91.9% of the YTD operating budget.

Most of the expense line categories are within their normal line item budgets. Overtime wages are currently exceeding budget by \$58,289 or 18.8%, mainly due to a number of full-time position vacancies. This line item is more than offset by budget surplus in Regular Employee Salaries and Part-Time Salary budgets.

There were no unusual expense items during the month of August.

Delaware River Joint Toll Bridge Commission
Budget vs Actual
For the Eight Months Ending August 31, 2017

TOTAL COMMISSION

	Annual Budget 2017	YTD Budget 2017	Expended For The Month	Expended Year To Date	Encumbered	Remaining Annual Budget
Regular Employee Salaries	\$20,227,900	13,131,537	\$1,504,459	\$12,816,569	\$0	\$7,411,332
Part-Time Employee Wages	409,500	257,607	20,926	215,885	0	193,615
Summer Employee Wages	114,695	110,063	26,829	58,423	0	56,272
Overtime Wages	462,237	310,198	35,343	368,487	0	93,750
Pension Contributions	6,451,918	4,218,651	487,438	3,788,403	0	2,663,515
FICA Contributions	1,701,309	1,112,416	126,050	1,068,622	0	632,687
Regular Employee Healthcare Benefits	10,599,332	7,073,461	762,500	6,334,457	0	4,264,876
Life Insurance Benefits	174,637	116,425	14,850	116,014	0	58,623
Unemployment Compensation Benefits	45,000	33,750	824	2,922	0	42,078
Utility Expense	917,541	693,370	36,019	442,288	48,000	427,254
Office Expense	261,826	196,856	21,134	141,371	22,302	98,153
Telecommunication Expense	937,388	654,832	103,270	674,059	12,187	251,142
Information Technology Expense	597,535	416,057	23,722	304,735	17,411	275,389
Professional Development/Meetings	240,930	170,454	6,773	78,152	0	162,778
Vehicle Maintenance Expense and Fuel	470,082	407,771	38,505	194,903	80,172	195,007
Operations Maintenance Expense	1,551,474	1,253,136	87,104	620,014	92,697	838,763
ESS Operating Maintenance Expense	1,497,000	998,000	89,467	786,640	110,842	599,518
Commission Expense	22,500	15,000	3,044	12,892	0	9,608
Toll Collection Expense	77,338	67,817	4,198	48,397	0	28,941
Uniform Expense	101,456	63,669	10,528	58,588	5,797	37,071
Business Insurance	2,976,252	1,878,413	236,016	1,894,459	0	1,081,794
Licenses & Inspections Expense	11,100	6,400	701	5,794	0	5,306
Advertising	62,000	47,467	525	5,630	0	56,370
Professional Services	1,271,000	872,336	133,907	892,108	0	378,892
State Police Bridge Security	5,716,366	3,995,308	438,790	3,670,323	0	2,046,044
EZPass Equipment/Maintenance	1,327,870	885,246	100,542	696,526	0	631,344
General Contingency	300,000	200,000	0	0	0	300,000
EZPass Operating Expense	4,623,995	3,083,434	396,020	3,140,301	0	1,483,695
Total	\$63,150,183	\$42,269,675	\$4,709,483	\$38,436,959	\$389,408	\$24,323,815

Delaware River Joint Toll Bridge Commission
Budget vs Actual
For the Eight Months Ending August 31, 2017

ADMINISTRATION*

	Annual Budget 2017	YTD Budget 2017	Expended For The Month	Expended Year To Date	Encumbered	Remaining Annual Budget
Regular Employee Salaries	\$3,881,903	2,538,221	\$293,158	\$2,513,746	\$0	\$1,368,157
Summer Employee Wages	8,196	8,196	0	0	0	8,196
Overtime Wages	5,200	3,467	0	1,411	0	3,789
Pension Contributions	1,152,413	753,517	90,785	700,434	0	451,979
FICA Contributions	297,990	194,843	22,125	190,100	0	107,890
Regular Employee Healthcare Benefits	1,314,429	876,691	115,348	949,204	0	365,225
Life Insurance Benefits	32,235	21,490	2,682	21,467	0	10,769
Unemployment Compensation Benefits	45,000	33,750	824	2,922	0	42,078
Office Expense	214,350	158,940	19,813	131,566	19,735	63,049
Telecommunication Expense	143,122	94,743	19,014	148,735	0	(5,613)
Information Technology Expense	570,000	397,306	23,722	304,735	17,411	247,854
Professional Development/Meetings	148,010	108,735	2,863	49,701	0	98,309
Vehicle Maintenance Expense and Fuel	2,824	1,883	0	342	0	2,482
Commission Expense	22,500	15,000	3,044	12,892	0	9,608
Business Insurance	274,638	77,337	9,716	77,833	0	196,805
Advertising	62,000	47,467	525	5,630	0	56,370
Professional Services	991,000	685,667	110,996	787,451	0	203,549
General Contingency	300,000	200,000	0	0	0	300,000
TOTAL	\$9,465,811	\$6,217,252	\$714,615	\$5,898,169	\$37,146	\$3,530,495

* Includes Executive, Human Resources, Accounting, EZPass, Purchasing, Information Technology, Community Affairs and Contract/Compliance.

Delaware River Joint Toll Bridge Commission
Budget vs Actual
For the Eight Months Ending August 31, 2017

ADMINISTRATION - OPERATIONS*

	Annual Budget 2017	YTD Budget 2017	Expended For The Month	Expended Year To Date	Encumbered	Remaining Annual Budget
Regular Employee Salaries	\$1,464,130	944,740	\$111,854	\$929,284	\$0	\$534,846
Overtime Wages	15,000	10,000	5,690	24,525	0	(9,525)
Pension Contributions	752,902	492,293	56,164	427,915	0	324,988
FICA Contributions	191,566	125,257	15,578	126,475	0	65,091
Regular Employee Healthcare Benefits	817,107	544,937	36,654	328,562	0	488,545
Life Insurance Benefits	20,317	13,545	1,770	13,599	0	6,718
Office Expense	15,900	11,067	250	2,580	2,071	11,249
Telecommunication Expense	92,540	61,693	5,479	46,404	0	46,136
Professional Development/Meetings	61,850	43,799	1,941	11,911	0	49,939
Vehicle Maintenance Expense and Fuel	1,000	667	0	847	564	(411)
ESS Operating Maintenance Expense	1,497,000	998,000	89,467	786,640	110,842	599,518
Uniform Expense	8,800	5,867	112	4,041	2,575	2,184
Business Insurance	75,225	50,150	6,234	49,897	0	25,327
Professional Services	280,000	186,670	22,911	104,656	0	175,344
TOTAL	\$5,293,337	\$3,488,683	\$354,104	\$2,857,335	\$116,053	\$2,319,949

* Includes Engineering, Security, Safety & Training, Plant & Facility, and Electronic Security & Surveillance.

09/06/2017 1:48 pm

Delaware River Joint Toll Bridge Commission
Budget vs Actual
For the Eight Months Ending August 31, 2017

TRENTON - MORRISVILLE TOLL BRIDGE

	Annual Budget 2017	YTD Budget 2017	Expended For The Month	Expended Year To Date	Encumbered	Remaining Annual Budget
Regular Employee Salaries	\$1,702,746	1,102,997	\$125,002	\$1,067,174	\$0	\$635,573
Part-Time Employee Wages	81,000	35,217	3,953	34,440	0	46,560
Summer Employee Wages	26,993	25,496	9,554	15,545	0	11,448
Overtime Wages	35,400	25,428	7,741	31,031	0	4,369
Pension Contributions	515,708	337,201	38,448	301,943	0	213,765
FICA Contributions	141,230	92,344	10,996	86,294	0	54,936
Regular Employee Healthcare Benefits	992,202	661,705	72,705	593,745	0	398,457
Life Insurance Benefits	13,953	9,302	1,286	10,469	0	3,485
Utility Expense	149,950	112,779	3,920	86,340	0	63,610
Office Expense	4,125	3,579	55	856	32	3,237
Telecommunication Expense	59,389	51,563	8,426	53,424	5,933	32
Information Technology Expense	7,160	4,607	0	0	0	7,160
Professional Development/Meetings	3,000	1,479	180	692	0	2,308
Vehicle Maintenance Expense and Fuel	89,080	76,002	7,734	49,338	0	39,742
Operations Maintenance Expense	218,995	162,241	30,872	119,437	11,258	88,300
Toll Collection Expense	12,300	11,452	1,017	8,464	0	3,836
Uniform Expense	20,900	15,421	371	19,826	386	688
Business Insurance	376,581	251,054	31,491	252,716	0	123,865
Licenses & Inspections Expense	480	480	0	300	0	180
State Police Bridge Security	828,302	578,920	65,041	544,804	0	283,497
EZPass Equipment/Maintenance	207,480	138,320	15,715	108,867	0	98,613
EZPass Operating Expense	958,092	639,499	84,036	666,374	0	291,718
TOTAL	\$6,445,065	\$4,337,089	\$518,542	\$4,052,078	\$17,609	\$2,375,378

Delaware River Joint Toll Bridge Commission
Budget vs Actual
For the Eight Months Ending August 31, 2017

NEW HOPE - LAMBERTVILLE TOLL BRIDGE

	Annual Budget 2017	YTD Budget 2017	Expended For The Month	Expended Year To Date	Encumbered	Remaining Annual Budget
Regular Employee Salaries	\$1,103,356	716,321	\$85,823	\$711,650	\$0	\$391,706
Part-Time Employee Wages	12,000	12,000	324	6,031	0	5,969
Summer Employee Wages	3,296	3,296	3,440	7,660	0	(4,364)
Overtime Wages	31,800	22,533	303	17,526	0	14,274
Pension Contributions	336,801	220,221	25,089	195,945	0	140,856
FICA Contributions	88,010	57,546	6,753	56,042	0	31,968
Regular Employee Healthcare Benefits	614,008	409,583	45,470	367,379	0	246,630
Life Insurance Benefits	9,070	6,047	735	5,750	0	3,320
Utility Expense	157,990	125,224	5,989	73,304	0	84,686
Office Expense	2,425	2,192	11	368	32	2,025
Telecommunication Expense	51,548	36,648	7,143	47,126	0	4,422
Information Technology Expense	7,920	5,131	0	0	0	7,920
Professional Development/Meetings	2,120	1,480	245	743	0	1,377
Vehicle Maintenance Expense and Fuel	78,760	71,500	5,247	13,531	2,192	63,037
Operations Maintenance Expense	158,800	127,701	9,616	73,001	6,901	78,898
Toll Collection Expense	7,200	5,800	309	3,352	0	3,848
Uniform Expense	3,000	2,097	3,927	6,883	0	(3,883)
Business Insurance	262,506	175,004	21,821	174,951	0	87,556
Licenses & Inspections Expense	940	778	0	919	0	21
State Police Bridge Security	178,351	124,654	13,534	113,363	0	64,987
EZPass Equipment/Maintenance	165,984	110,656	12,568	87,066	0	78,918
EZPass Operating Expense	267,729	178,486	22,415	177,743	0	89,987
TOTAL	\$3,543,614	\$2,414,898	\$270,763	\$2,140,333	\$9,125	\$1,394,156

Delaware River Joint Toll Bridge Commission
Budget vs Actual
For the Eight Months Ending August 31, 2017

INTERSTATE - 78 TOLL BRIDGE

	Annual Budget 2017	YTD Budget 2017	Expended For The Month	Expended Year To Date	Encumbered	Remaining Annual Budget
Regular Employee Salaries	\$2,393,668	1,551,167	\$189,224	\$1,507,096	\$0	\$886,572
Part-Time Employee Wages	80,000	53,333	2,493	21,128	0	58,872
Summer Employee Wages	16,400	16,400	2,840	6,473	0	9,927
Overtime Wages	60,900	40,601	3,537	55,258	0	5,642
Pension Contributions	728,270	476,187	55,328	429,650	0	298,620
FICA Contributions	195,149	127,600	14,884	119,640	0	75,509
Regular Employee Healthcare Benefits	1,371,573	914,710	98,709	819,932	0	551,641
Life Insurance Benefits	19,626	13,084	2,141	13,211	0	6,415
Utility Expense	141,000	110,667	7,377	61,062	30,000	49,938
Office Expense	6,430	5,260	297	1,471	98	4,861
Telecommunication Expense	130,932	88,288	11,142	66,772	0	64,160
Information Technology Expense	2,795	2,508	0	0	0	2,795
Professional Development/Meetings	7,700	3,652	651	3,664	0	4,036
Vehicle Maintenance Expense and Fuel	77,000	70,322	7,010	41,081	23,000	12,919
Operations Maintenance Expense	400,972	330,748	5,102	162,442	27,836	210,695
Toll Collection Expense	13,000	10,667	946	11,483	0	1,517
Uniform Expense	12,000	6,588	544	2,720	419	8,860
Business Insurance	473,153	315,436	39,613	317,956	0	155,197
Licenses & Inspections Expense	1,500	449	75	916	0	584
State Police Bridge Security	976,355	682,399	75,553	632,853	0	343,502
EZPass Equipment/Maintenance	248,976	165,984	18,852	130,500	0	118,476
EZPass Operating Expense	1,431,589	954,393	121,657	964,693	0	466,896
TOTAL	\$8,788,989	\$5,940,441	\$657,975	\$5,370,003	\$81,353	\$3,337,633

Delaware River Joint Toll Bridge Commission
Budget vs Actual
For the Eight Months Ending August 31, 2017

EASTON - PHILLIPSBURG TOLL BRIDGE

	Annual Budget 2017	YTD Budget 2017	Expended For The Month	Expended Year To Date	Encumbered	Remaining Annual Budget
Regular Employee Salaries	\$1,663,841	1,078,574	\$125,970	\$1,069,195	\$0	\$594,646
Part-Time Employee Wages	86,000	57,333	3,255	59,992	0	26,008
Summer Employee Wages	24,300	24,300	6,735	18,825	0	5,475
Overtime Wages	44,000	29,333	2,113	41,956	0	2,044
Pension Contributions	506,716	331,322	37,778	300,435	0	206,282
FICA Contributions	139,088	90,944	10,375	89,522	0	49,566
Regular Employee Healthcare Benefits	936,379	624,687	67,346	558,563	0	377,816
Life Insurance Benefits	13,648	9,099	1,383	10,324	0	3,324
Utility Expense	128,500	89,595	6,846	57,049	0	71,451
Office Expense	5,200	4,450	229	2,070	66	3,064
Telecommunication Expense	108,527	87,676	10,681	70,189	6,254	32,084
Information Technology Expense	2,415	1,626	0	0	0	2,415
Professional Development/Meetings	6,500	3,522	188	3,861	0	2,639
Vehicle Maintenance Expense and Fuel	56,800	45,375	10,191	25,120	19,000	12,680
Operations Maintenance Expense	180,170	147,373	9,428	84,939	6,820	88,410
Toll Collection Expense	13,500	13,500	715	8,694	0	4,806
Uniform Expense	10,000	5,333	0	4,304	0	5,696
Business Insurance	192,932	128,621	16,311	131,115	0	61,816
Licenses & Inspections Expense	2,600	1,733	68	640	0	1,960
State Police Bridge Security	490,464	342,797	38,236	320,279	0	170,185
EZPass Equipment/Maintenance	207,480	138,320	15,705	108,849	0	98,631
EZPass Operating Expense	613,142	408,761	52,037	412,638	0	200,503
TOTAL	\$5,432,202	\$3,664,274	\$415,590	\$3,378,557	\$32,141	\$2,021,504

Delaware River Joint Toll Bridge Commission
Budget vs Actual
For the Eight Months Ending August 31, 2017

PORTLAND - COLUMBIA TOLL BRIDGE

	Annual Budget 2017	YTD Budget 2017	Expended For The Month	Expended Year To Date	Encumbered	Remaining Annual Budget
Regular Employee Salaries	\$830,241	538,606	\$51,619	\$454,125	\$0	\$376,116
Part-Time Employee Wages	22,000	14,315	2,896	17,679	0	4,321
Summer Employee Wages	13,655	12,600	2,680	6,040	0	7,615
Overtime Wages	32,945	23,131	308	24,325	0	8,620
Pension Contributions	256,107	167,458	19,104	149,159	0	106,949
FICA Contributions	68,761	44,960	4,315	37,800	0	30,962
Regular Employee Healthcare Benefits	437,736	291,929	31,503	261,171	0	176,565
Life Insurance Benefits	6,818	4,545	(63)	3,318	0	3,499
Utility Expense	68,520	50,447	675	33,982	9,500	25,038
Office Expense	3,373	2,948	29	390	66	2,918
Telecommunication Expense	84,680	56,453	7,275	46,231	0	38,449
Information Technology Expense	2,415	1,626	0	0	0	2,415
Professional Development/Meetings	1,200	1,100	415	766	0	434
Vehicle Maintenance Expense and Fuel	32,804	26,418	1,901	13,057	7,000	12,747
Operations Maintenance Expense	119,195	101,899	4,916	9,189	4,781	105,225
Toll Collection Expense	9,800	9,400	316	5,943	0	3,857
Uniform Expense	5,000	1,795	50	2,911	0	2,089
Business Insurance	142,168	94,779	11,922	95,715	0	46,453
Licenses & Inspections Expense	650	650	358	644	0	6
State Police Bridge Security	113,184	79,107	8,891	74,475	0	38,709
EZPass Equipment/Maintenance	124,488	82,992	9,421	65,316	0	59,172
EZPass Operating Expense	132,709	88,472	11,405	90,441	0	42,268
TOTAL	\$2,508,449	\$1,695,629	\$169,936	\$1,392,677	\$21,347	\$1,094,425

Delaware River Joint Toll Bridge Commission
Budget vs Actual
For the Eight Months Ending August 31, 2017

DELAWARE WATER GAP TOLL BRIDGE

	Annual Budget 2017	YTD Budget 2017	Expended For The Month	Expended Year To Date	Encumbered	Remaining Annual Budget
Regular Employee Salaries	\$2,434,429	1,577,449	\$186,877	\$1,636,673	\$0	\$797,756
Part-Time Employee Wages	110,000	73,339	5,890	51,811	0	58,189
Summer Employee Wages	8,200	7,175	0	0	0	8,200
Overtime Wages	94,230	62,410	8,679	96,092	0	(1,862)
Pension Contributions	750,253	490,561	55,877	441,531	0	308,723
FICA Contributions	202,485	132,397	15,176	134,915	0	67,569
Regular Employee Healthcare Benefits	1,400,756	938,379	100,301	833,821	0	566,934
Life Insurance Benefits	19,958	13,305	1,760	13,541	0	6,417
Utility Expense	92,400	69,630	3,401	38,791	0	53,609
Office Expense	5,649	4,806	280	654	130	4,866
Telecommunication Expense	68,675	45,783	8,827	53,907	0	14,768
Information Technology Expense	2,415	1,626	0	0	0	2,415
Professional Development/Meetings	2,500	1,321	290	4,266	0	(1,766)
Vehicle Maintenance Expense and Fuel	71,574	70,916	5,207	32,433	16,415	22,726
Operations Maintenance Expense	166,470	133,900	3,795	80,843	10,246	75,381
Toll Collection Expense	12,338	9,820	513	6,853	0	5,485
Uniform Expense	10,500	6,306	477	4,574	0	5,926
Business Insurance	394,143	262,762	33,094	265,778	0	128,365
Licenses & Inspections Expense	1,500	447	110	682	0	818
State Police Bridge Security	766,565	535,771	60,151	498,719	0	267,846
EZPass Equipment/Maintenance	248,976	165,984	18,862	130,613	0	118,362
EZPass Operating Expense	1,084,789	723,193	93,025	737,656	0	347,133
TOTAL	\$7,948,804	\$5,327,281	\$602,592	\$5,064,154	\$26,791	\$2,857,860

Delaware River Joint Toll Bridge Commission
Budget vs Actual
For the Eight Months Ending August 31, 2017

MILFORD - MONTAGUE TOLL BRIDGE

	Annual Budget 2017	YTD Budget 2017	Expended For The Month	Expended Year To Date	Encumbered	Remaining Annual Budget
Regular Employee Salaries	\$820,590	532,297	\$52,548	\$487,005	\$0	\$333,586
Part-Time Employee Wages	18,500	12,070	2,115	24,804	0	(6,304)
Summer Employee Wages	13,655	12,600	1,580	3,880	0	9,775
Overtime Wages	28,250	20,058	1,368	32,264	0	(4,014)
Pension Contributions	251,851	164,675	18,769	147,816	0	104,035
FICA Contributions	67,396	44,068	4,335	41,525	0	25,871
Regular Employee Healthcare Benefits	437,736	291,929	31,613	262,000	0	175,737
Life Insurance Benefits	6,738	4,492	447	3,677	0	3,061
Utility Expense	57,050	43,444	2,684	40,262	8,500	8,288
Office Expense	3,373	2,948	170	1,145	73	2,155
Telecommunication Expense	51,771	34,514	6,652	35,371	0	16,400
Information Technology Expense	2,415	1,626	0	0	0	2,415
Professional Development/Meetings	1,200	800	0	2,526	0	(1,326)
Vehicle Maintenance Expense and Fuel	37,620	28,549	979	17,748	12,000	7,872
Operations Maintenance Expense	122,685	109,077	9,816	50,506	5,440	66,738
Toll Collection Expense	9,200	7,177	382	3,607	0	5,593
Uniform Expense	5,000	2,000	125	3,376	0	1,624
Business Insurance	118,645	79,097	9,981	80,171	0	38,475
Licenses & Inspections Expense	650	43	0	178	0	472
State Police Bridge Security	98,265	68,682	7,446	62,368	0	35,897
EZPass Equipment/Maintenance	124,488	82,992	9,421	65,316	0	59,172
EZPass Operating Expense	135,945	90,630	11,445	90,756	0	45,190
TOTAL	\$2,413,024	\$1,633,768	\$171,876	\$1,456,300	\$26,014	\$930,711

Delaware River Joint Toll Bridge Commission
Budget vs Actual
For the Eight Months Ending August 31, 2017

SOUTHERN DIVISION TOLL SUPPORTED BRIDGES

	Annual Budget 2017	YTD Budget 2017	Expended For The Month	Expended Year To Date	Encumbered	Remaining Annual Budget
Regular Employee Salaries	\$2,114,962	1,372,981	\$156,494	\$1,339,806	\$0	\$775,156
Overtime Wages	61,320	37,775	5,194	26,941	0	34,380
Pension Contributions	645,703	422,199	48,072	370,228	0	275,475
FICA Contributions	166,486	108,858	12,114	102,766	0	63,720
Regular Employee Healthcare Benefits	1,226,838	818,283	87,095	731,565	0	495,274
Life Insurance Benefits	17,368	11,579	1,443	11,132	0	6,236
Utility Expense	74,740	60,045	2,389	33,685	0	41,055
Telecommunication Expense	57,728	38,485	7,328	42,173	0	15,555
Professional Development/Meetings	4,250	2,833	0	0	0	4,250
Vehicle Maintenance Expense and Fuel	14,300	10,594	0	906	0	13,394
Operations Maintenance Expense	118,820	87,244	7,620	20,440	14,403	83,977
Uniform Expense	15,756	11,168	4,796	6,205	1,937	7,613
Business Insurance	465,625	310,416	38,884	312,069	0	153,556
Licenses & Inspections Expense	900	789	90	517	0	383
State Police Bridge Security	1,743,492	1,218,569	130,914	1,096,579	0	646,913
TOTAL	\$6,728,287	\$4,511,818	\$502,433	\$4,095,011	\$16,340	\$2,616,937

Delaware River Joint Toll Bridge Commission
Budget vs Actual
For the Eight Months Ending August 31, 2017

NORTHERN DIVISION TOLL SUPPORTED BRIDGES

	Annual Budget 2017	YTD Budget 2017	Expended For The Month	Expended Year To Date	Encumbered	Remaining Annual Budget
Regular Employee Salaries	\$1,818,034	1,178,184	\$125,891	\$1,100,814	\$0	\$717,220
Overtime Wages	53,192	35,461	410	17,158	0	36,034
Pension Contributions	555,193	363,018	42,023	323,348	0	231,845
FICA Contributions	143,149	93,599	9,399	83,543	0	59,606
Regular Employee Healthcare Benefits	1,050,567	700,629	75,755	628,515	0	422,051
Life Insurance Benefits	14,906	9,937	1,265	9,527	0	5,379
Utility Expense	47,391	31,539	2,737	17,812	0	29,579
Office Expense	1,000	667	0	271	0	729
Telecommunication Expense	88,476	58,984	11,304	63,727	0	24,749
Professional Development/Meetings	2,600	1,733	0	22	0	2,578
Vehicle Maintenance Expense and Fuel	8,320	5,547	237	502	0	7,818
Operations Maintenance Expense	65,367	52,954	5,938	19,218	5,012	41,138
Uniform Expense	10,500	7,094	125	3,747	480	6,273
Business Insurance	200,638	133,758	16,949	136,258	0	64,379
Licenses & Inspections Expense	1,880	1,029	0	998	0	882
State Police Bridge Security	521,389	364,410	39,025	326,882	0	194,507
TOTAL	\$4,582,601	\$3,038,543	\$331,057	\$2,732,343	\$5,491	\$1,844,767

DELAWARE RIVER JOINT TOLL BRIDGE COMMISSION SYSTEM
STATEMENT OF REVENUE AND EXPENSES FOR THE EIGHT MONTHS ENDED AUGUST 31, 2017

	T-M	NETL	E-78	E-P	P-C	DWG	M-M	SDTS	NDTS	ADM	TOTAL 2017	TOTAL 2016
TOLL REVENUE												
Net Toll Revenue	11,471,474	2,069,157	40,656,050	6,255,481	1,640,476	21,700,020	1,073,556	-	-	-	84,866,214	84,464,176
EZPass Fee	203,304	54,664	288,653	126,586	27,597	223,283	27,985	-	-	-	951,973	700,529
Net Violation Fee Income	318,696	34,084	732,604	178,327	19,939	332,194	28,325	-	-	-	1,644,169	1,548,316
REVENUE FROM TOLL	\$ 11,993,374	\$ 2,157,905	\$ 41,677,306	\$ 6,560,394	\$ 1,688,012	\$ 22,255,498	\$ 1,129,866	\$ -	\$ -	\$ -	\$ 87,462,355	\$ 86,713,021
OPERATING EXPENSE												
Regular Employee Salaries	1,067,174	711,650	1,507,096	1,069,195	454,125	1,636,673	487,005	1,339,806	1,100,814	3,443,030	12,816,569	12,010,076
Part-Time Employee Wages	34,440	6,031	21,128	59,992	17,679	51,811	24,804	-	-	-	215,885	227,230
Summer Employee Wages	15,545	7,660	6,473	18,825	6,040	-	3,880	-	-	-	58,423	63,147
Overtime Wages	31,031	17,526	55,258	41,956	24,325	96,092	32,264	26,941	17,158	25,936	368,487	234,097
Pension Contributions	301,943	195,945	429,650	300,435	149,159	441,531	147,816	370,228	323,348	1,178,348	3,788,403	2,997,247
FTCA Contributions	86,294	56,042	119,640	89,522	37,800	134,915	41,525	102,766	83,543	316,576	1,068,622	1,006,711
Regular Employee Healthcare Benefits	593,745	367,579	819,932	558,563	261,171	833,821	262,000	731,565	628,515	1,277,766	6,334,457	5,422,728
Life Insurance Benefits	10,469	5,750	13,211	10,374	3,318	13,541	3,677	11,132	9,527	35,066	116,014	113,026
Unemployment Compensation Benefits	-	-	-	-	-	-	-	-	-	2,922	2,922	41,424
Utility Expense	86,340	73,304	61,062	57,049	33,982	38,791	40,262	33,685	17,812	-	442,288	435,311
Office Expense	856	368	1,471	2,070	390	654	1,145	-	271	134,146	141,371	128,934
Telecommunication Expense	53,424	47,126	66,772	70,189	46,231	53,907	35,371	42,173	63,727	195,139	674,059	374,756
Information Technology Expense	-	-	-	-	-	-	-	-	-	304,735	304,735	248,362
Professional Development/Meetings	692	743	3,664	3,861	766	4,266	2,526	-	22	61,612	78,152	74,022
Vehicle Maintenance Expense and Fuel	49,338	13,531	41,081	25,120	13,057	32,433	17,748	906	502	1,189	194,903	157,088
Operations Maintenance Expense	119,437	73,001	162,442	84,939	9,189	80,843	50,506	20,440	19,218	-	620,014	579,397
ESS Operating Maintenance Expense	-	-	-	-	-	-	-	-	-	786,640	786,640	606,885
Commission Expense	-	-	-	-	-	-	-	-	-	12,892	12,892	13,317
Toll Collection Expense	8,464	3,352	11,483	8,694	5,943	6,853	3,607	-	-	-	48,397	31,722
Uniform Expense	19,826	6,883	2,720	4,304	2,911	4,574	3,376	6,205	3,747	4,041	58,588	68,628
Business Insurance	252,716	174,951	317,956	131,115	95,715	265,778	80,171	312,069	136,258	127,730	1,894,459	1,913,347
Licenses & Inspections Expense	300	919	916	640	644	682	178	517	998	-	5,794	4,809
Advertising	-	-	-	-	-	-	-	-	-	5,630	5,630	16,603
Professional Services	-	-	-	-	-	-	-	-	-	892,108	892,108	656,486
State Police Bridge Security	544,804	113,363	632,853	320,279	74,475	498,719	62,368	1,096,579	326,882	-	3,670,323	3,564,127
EZPass Equipment/Maintenance	108,867	87,066	130,500	108,849	65,316	130,613	65,316	-	-	-	696,526	789,630
General Contingency	-	-	-	-	-	-	-	-	-	-	-	500
EZPass Operating Expense	666,374	177,743	964,693	412,638	90,441	737,656	90,756	-	-	-	3,140,301	3,527,733
TOTAL OP., MAINT., & ADM	\$ 4,082,078	\$ 2,140,333	\$ 5,370,003	\$ 3,378,557	\$ 1,392,677	\$ 5,064,154	\$ 1,456,300	\$ 4,095,011	\$ 2,732,343	\$ 8,755,505	\$ 38,436,959	\$ 35,307,343
OTHER OPERATING INC/EXP												
Other Operating Income	-	-	618	119	-	-	-	-	-	94,925	95,663	200,078
TOTAL OTHER OP INC	\$ -	\$ -	\$ 618	\$ 119	\$ -	\$ -	\$ -	\$ -	\$ -	\$ 94,925	\$ 95,663	\$ 200,078
NET OPERATING INC	\$7,941,296	\$17,572	\$36,307,922	\$3,181,956	\$295,335	\$17,191,344	\$ (326,434)	\$ (4,095,011)	\$ (2,732,343)	\$ (8,660,579)	\$ 49,121,058	\$ 51,605,755
NON-OPERATING REV/EXP												
Interest Revenue	-	-	-	-	-	-	-	-	-	-	3,277,450	932,315
Other Non-Operating Revenue	-	-	-	-	-	-	-	-	-	-	-	-
GASB 68 Pension Expense	-	-	-	-	-	-	-	-	-	-	(20,833,289)	(8,656,288)
Interest Expense	-	-	-	-	-	-	-	-	-	-	(15,260,153)	(14,341,237)
Depreciation Expense	-	-	-	-	-	-	-	-	-	-	-	-
OPER Amort Expense	-	-	-	-	-	-	-	-	-	-	-	-
TOTAL NON-OPERATING REV/EXP	\$ -	\$ -	\$ -	\$ -	\$ -	\$ -	\$ -	\$ -	\$ -	\$ (22,815,991)	\$ (22,065,211)	\$ -
CHANGE IN NET ASSETS												
											<u>\$16,305,067</u>	<u>\$29,540,544</u>

DELAWARE RIVER JOINT TOLL BRIDGE COMMISSION

Meeting of September 25, 2017

ADMINISTRATION

The following Pages reflect the reports on those items assigned to the Administration Department. Each item is reported separately and page numbered accordingly.

DELAWARE RIVER JOINT TOLL BRIDGE COMMISSION

Meeting of September 25, 2017

PURCHASING REPORT INDEX

MONTHS OF JULY & AUGUST 2017

SUBJECT	DESCRIPTION	PAGE NUMBER
Purchasing	Monthly Purchasing Report Covering the Months of July and August 2017	1-6
Purchasing	Supplemental Monthly Purchase Report Lessors, Maintenance and Service Contracts Expiring Between September 2017 and December 2017	7-14

DELAWARE RIVER JOINT TOLL BRIDGE COMMISSION

Meeting of September 25, 2017

MONTHLY PURCHASING REPORT

Months of July/August 2017

This report itemizes all orders for purchases made for the months of July and August, 2017, showing the divisions chargeable for the expense and the source of authority for issuance of the purchase order. This authority is broken into three categories:

- (1) By authority of the Commission
- (2) By authority of the Executive Director or his designate
- (3) By authority of the Superintendent

The purchasing activities for the two (2) months culminated in the preparation and placement of 91 purchase orders in the total amount of \$818,494.37. To secure competitive prices on items being purchased, 36 price inquiries were sent out for 12 of the requisitions leading to purchase orders, an average of 3.0 per order ($36/12 = 3.0$).

Procurements of over \$5,000.00 during the periods of July and August 2017 are shown below:

- A Purchase Order was issued, in the total amount of \$453,705.00, at the request of the ESS Department, for generator upgrades at the Commission's Toll-Supported Bridge locations.
- Six (6) Purchase Orders were let, in the total amount of \$117,000, for the liquid fuel needs of the Commission's Districts II and III.
- A Purchase Order was issued, in the total amount of \$23,950.00, for an air conditioner compressor replacement at the Trenton-Morrisville Toll Bridge Facility.
- A Purchase Order was issued, in the total amount of \$21,853.24, at the request of the IT Department, for computer upgrades.
- A Purchase Order was issued, in the total amount of \$19,664.51, for the sweeper upgrade at the Trenton-Morrisville Toll Bridge Facility.

In addition to the practices employed incidental to purchase of materials, etc., from vendors on a direct basis, the Commission also purchases via direct utilization of the purchasing processes of the State of New Jersey, the Commonwealth of Pennsylvania and other joint purchasing arrangements.

DELAWARE RIVER JOINT TOLL BRIDGE COMMISSION
REPORT OF PURCHASING ACTIVITIES

July 2017

PO Number	Vendor Name	General Description	Req Dept	Contract/Resolution/ Comment	** BY AUTHORITY OF **		
					Commission	Director	Dist. Supt
20170322	STARR UNIFORM	SST/BM CLOTHING	TM	PA COSTARS 12	7,123.12		
20170323	ARAMSCO	SST/BM CLOTHING	TM	NJ T-0106	217.80		
20170324	FRANK RYMON & SONS	REPAIR PARTS FOR FERRIS 3100	I78		404.68		
20170325	CONVERTERS, INC	E-ZPASS VELCRO TABS	EZP		640.00		
20170326	STARR UNIFORM	CLOTHING: MAINTENANCE	TM	PA COSTARS 12	4,826.74		
20170327	KOCH FORD	HYBRID FORD ESCAPE REPAIR	PC		915.00		
20170328	TRM	PORTABLE AMBER LIGHTBARS	ENG	PA COSTARS 12	846.66		
20170329	EPDM COATINGS	LIQUID RUBBER - ROOF REPAIRS	TM		13,046.62		
20170330	DELL MARKETING LP	DESKTOP COMPUTER UPGRADES	IT	PA COSTARS 3	21,853.24		
20170331	HOOVER TRUCK CENTER	TRUCK FUEL TANK REPLACE	PC		816.13		
20170332	CDW-G	ADOBE ACRBAT 2017 UPGRADES	IT	PA COSTARS 6	10,800.00		
20170333	CUMMINS-ALLISON CORPORATION	JETSORT MACHINE REPAIR	EP		590.00		
20170334	BEST LINE EQUIPMENT	WHEELED LIFT RENTAL	TM	PA COSTARS 38	2,580.00		
20170335	NELSON WIRE ROPE CORP. CAPITAL RESERVE	CABLING SUPPLIES - INSPECTIONS	EP	FTN 3101-12-16	3,550.00		
20170336	HOOVER TRUCK CENTER	STERLING HEATER LINE REPAIR	DWG		728.35		
20170337	CUMMINS-ALLISON CORPORATION	COIN COUNTER REPAIRS	NHL		320.00		
20170338	STARR UNIFORM	CLOTHING: TOLL COLLECTOR (NEW)	I78	PA COSTARS 12	423.75		
20170339	TRM	PORTABLE AMBER LIGHTBARS	ESS	PA COSTARS 12	564.44		
20170340	GRAINGER	MOTOR FOR SHOP AIR COMPRESSOR	NHL	NJ M-0002	543.48		
20170341	GRAINGER	AIR SYSTEM FOR CLEANING	TM	NJ M-0002	273.30		
20170342	CUMMINS-ALLISON CORPORATION	JETSORT REPAIR	EP		228.00		
20170343	GREEN POWER	LANE DEGREASER	I78		1,160.00		

DELAWARE RIVER JOINT TOLL BRIDGE COMMISSION
REPORT OF PURCHASING ACTIVITIES
July 2017

PO Number	Vendor Name	General Description	Req Dept	Contract/Resolution/ Comment	** BY AUTHORITY OF **		
					Commission	Director	Dist. Supt.
20170344	FRED BEANS PARTS, INC	AUTOMOTIVE PARTS & ACCESSORIES	EP	PA 4400012478		798.10	
20170345	FRED BEANS PARTS, INC	AUTOMOTIVE PARTS & ACCESSORIES	EP	PA 4400012478		269.28	
20170346	FLEMINGTON CHRYSLER JEEP DODGE	AUTOMOTIVE REPAIR	NHL			301.38	
20170347	INTEGRITY MECHANICAL INC.	HVAC REPAIRS	TM			3,254.56	
20170348	HAMILTON BUILDING SUPPLY CAPITAL RESERVE	CBS SIDEWALK PLANK REPLACEMENT	NHL	FIN 3101-12-16	5,889.90		
20170349	GENERAL SUPPLY COMPANY	LOCKSMITH SERVICES	ESS			4,423.30	
20170350	INTEGRITY MECHANICAL INC.	HVAC REPAIR	MM			2,391.90	
20170351	INTEGRITY MECHANICAL INC.	HVAC REPAIR	MM			2,831.28	
20170352	PPC LUBRICANTS	MOTOR OIL 55-GALLON DRUMS	DWG	PA 4400006868		272.25	
20170353	STARR UNIFORM	CLOTHING; ESS UNIFORM	ESS	PA COSTARS 12		1,437.53	
20170354	FIVE STAR INDUSTRIAL	INTERNATL TRUCK REPAIR	PC			2,181.00	
20170355	POSTLER & JAECKLE CORP.	HVAC SYS CONTROL REPAIR	MM			260.00	
20170356	SCHNEIDER ELECTRIC BUILDING AMERICAS, INC. CAPITAL RESERVE	MAINT. GARAGE FIBER & COPPER	ESS	ENG 2313-06-13	16,325.00		
20170357	CRAMER'S HOME BUILDING CENTERS	WEED WHACKERS	DWG			2,271.74	

Purchase Order Count: 36

AUTHORITY TOTALS:	<u>\$25,764.90</u>	<u>\$89,593.63</u>	<u>\$0.00</u>
GRAND TOTAL:	<u>\$115,358.53</u>		

DELAWARE RIVER JOINT TOLL BRIDGE COMMISSION
REPORT OF PURCHASING ACTIVITIES

August 2017

PO Number	Vendor Name	General Description	Req Dept	Contract/Resolution/ Comment	** BY AUTHORITY OF **		
					Commission	Director	Dist. Supt.
20170358	GRAINGER	ADA WARNING SIDEWALK PAD	MM	NJ M-0002		850.80	
20170359	FIRE RESEARCH CORP	SAFETY BAR - MANSERVER	DWG			1,178.10	
20170360	INTEGRITY MECHANICAL INC.	HVAC REPAIRS	NHL			206.36	
20170361	INTEGRITY MECHANICAL INC.	HVAC REPAIRS	NHL				123.12
20170362	JMS SCREEN PRINTING	SWEATSHIRTS - TM	TM			3,927.25	
20170363	BOUNTIFUL ACRES CAPITAL RESERVE	BUILDING LANDSCAPE PROJECT	NHL	FIN 3101-12-16	8,802.50		
20170364	MONTAGE ENTERPRISES	MOWER PARTS	I78			411.85	
20170365	CDW-G	IT TELECOM TESTING SUPPLIES	IT	NATL IPA #130733		2,211.69	
20170366	HOFFMAN SERVICES, INC.	ANNUAL VEHICLE LIFT INSPECTION	EP			400.00	
20170367	OTIS ELEVATOR COMPANY	ELEVATOR SERVICE CONTRACT	EP			1,800.00	
20170368	CHRIN HAULINGS INC.	DUMPSTER SERVICE	I78			2,304.25	
20170369	HOFFMAN SERVICES, INC.	AUTO LIFT INSPECTIONS	TM			590.00	
20170370	SCOTT'S AUTO SERVICE INC	2012 FORD F-250 PERAIR	EP			3,228.88	
20170371	TILLEY FIRE EQUIPMENT INC.	FIRE ALARM REPAIRS	NHL			260.00	
20170372	ELLIOT-LEWIS CORPORATION CAPITAL RESERVE	4TH FLR AC REHAB	TM	FIN 3101-12-16	23,950.00		
20170373	FASTENAL CAPITAL RESERVE	EP SHELVING	EP	NJ M-0002	5,923.32		
20170374	J. W. SCOTT SERVICE STATION EQUIPMENT CO., INC.	SPILL BUCKET/MANHOLE	TM			4,237.00	
20170375	FYR-FYTER SALES & SERVICE, INC.	FIRE EXTINGUISHER INSPECTION	PC	NJ T-0576		213.88	
20170376	FYR-FYTER SALES & SERVICE, INC.	FIRE EXTINGUISHER INSPECTION	DWG	NJ T-0576		171.81	
20170377	FYR-FYTER SALES & SERVICE, INC.	FIRE EXTINGUISHER INSPECTION	MM	NJ T-0576		101.05	

DELAWARE RIVER JOINT TOLL BRIDGE COMMISSION
REPORT OF PURCHASING ACTIVITIES

August 2017

PO Number	Vendor Name	General Description	Req Dept	Contract/Resolution/ Comment	** BY AUTHORITY OF **		
					Commission	Director	Dist. Supt.
20170378	SUSSEX COUNTY MUNICIPAL UTILITIES AUTHORITY	ROADWAY SWEEPINGS DISPOSAL	MM			352.00	
20170379	CHAMPION TIRE	TIRES	NHL			1,695.04	
20170380	JAMMER DOORS CAPITAL RESERVE	NHLTSB FH OVERHEAD DOOR REPL	NHL	NJ 85294	11,730.00		
20170381	PIPERSVILLE GARDEN CENTER	LAWN MOWER PARTS	NHL			497.40	
20170382	BEST LINE EQUIPMENT CAPITAL RESERVE	SKID STEER ATTACHMENT FOR NHLT	NHL	PA 4400011414	717.30		
20170383	ALLSTATE SEPTIC SYSTEMS	SEPTIC PUMP OUT	EP			400.00	
20170384	CUMMINS-ALLISON CORPORATION	JETSORT REPAIR	EP			120.00	
20170385	J. W. SCOTT SERVICE STATION EQUIPMENT CO., INC.	GAS PUMP REPAIR	EP			1,088.81	
20170386	CUMMINS-ALLISON CORPORATION	JETSORT REPAIR	I78			320.00	
20170387	DEER COUNTRY	TRACTOR BATTERY	I78			329.96	
20170388	BEST LINE EQUIPMENT	PLANNER FOR SKID STEER	TM	PA 4400011414		1,320.25	
20170389	E.M. KUTZ, INC.	SNOWPLOW PARTS	DWG	PA COSTARS 25		4,430.31	
20170390	BRADCO SUPPLY CO.	SNOWPLOW PARTS	DWG			1,319.00	
20170391	TURTLE & HUGHES	ELECTRICAL PARTS/SUPPLIES	DWG			2,960.60	
20170392	A&H EQUIPMENT CO CAPITAL RESERVE	TM STREET SWEEPER REFURBISHING	TM	FTN 3101-12-26	19,664.51		
20170393	POST GUARD	BOLLARD COVERS	DWG			916.31	
20170394	JTI REDI-MIX, LLC CAPITAL RESERVE	CONCRETE NHL-TSB FIREHOUSE	NHL	FTN 3101-12-16	1,030.00		
20170395	ALTEC INDUSTRIES	ANNUAL BUCKET TRUCK INSPECTION	TM			740.74	
20170396	ALTEC INDUSTRIES	ANNUAL BUCKET TRUCK INSPECTION	TM			571.01	

DELAWARE RIVER JOINT TOLL BRIDGE COMMISSION
REPORT OF PURCHASING ACTIVITIES

August 2017

PO Number	Vendor Name	General Description	Req Dept	Contract/Resolution/Comment	** BY AUTHORITY OF **		
					Commission	Director	Dist Supt
20170397	ALTEC INDUSTRIES	ANNUAL BUCKET TRUCK INSPECTION	NHL			613.34	
20170398	CUMMINS-ALLISON CORPORATION	COIN COUNTER REPAIRS	NHL			385.00	
20170399	ALLIED OIL LLC	GASOLINE	EP	NJ T-0083		1,076.62	
20170400	NAUGHTON ENERGY CORP.	LIQUID FUELS-2017	MM	PA #4400011997		20,500.00	
20170401	SUBURBAN PROPANE	LIQUID FUELS-2017	DWG	PA # 4400011997		15,500.00	
20170402	SUBURBAN PROPANE	LIQUID FUELS-2017	PC	PA #4400011997		2,500.00	
20170403	SHIPLEY ENERGY	LIQUID FUELS-2017	PC	PA # 4400011997		14,000.00	
20170404	ARMOUR & SONS ELECTRIC INC	EMERGENCY REPAIR LT BRIDGE	TM			7,657.00	
20170405	SUBURBAN PROPANE	LIQUID FUELS-2017	I78	PA 4400011997		5,000.00	
20170406	SCHNEIDER ELECTRIC BUILDING AMERICAS, INC. CAPITAL RESERVE	GENERATOR UPGRADE PROJECT - TS	ESS	ENG 2313-06-13	453,705.00		
20170407	ALLIED OIL LLC	LIQUID FUELS-2017	EP	NJ T-0083		12,000.00	
20170408	ALLIED OIL LLC	LIQUID FUELS-2017	EP	NJ T-1845		7,000.00	
20170409	SHIPLEY ENERGY	LIQUID FUELS-2017	I78	PA 4400011997		48,000.00	
20170410	ALLIED OIL LLC	GASOLINE	EP	NJ T-0083		1,244.30	
20170411	ALLIED OIL LLC	DIESEL FUEL	EP	NJ T-1845		1,837.30	
20170412	J. W. SCOTT SERVICE STATION EQUIPMENT CO., INC.	GAS PUMP REPAIRS	TM			1,022.18	
Purchase Order Count: 55					AUTHORITY TOTALS:		
					\$525,522.63	\$177,490.09	\$123.12
					GRAND TOTAL:		
					\$703,135.84		

DELAWARE RIVER JOINT TOLL BRIDGE COMMISSION

Meeting of September 25, 2017

**SUPPLEMENTAL MONTHLY PURCHASING REPORT
LESSORS, MAINTENANCE AND SERVICE CONTRACTS
EXPIRING BETWEEN SEPTEMBER 2017 AND DECEMBER 2017**

As requested by Commission Members at the August 31, 1998 meeting, reproduced hereunder are all lessors, maintenance and service contracts that will expire within a three-month period, from September, 2017 through December, 2017.

DELAWARE RIVER JOINT TOLL BRIDGE COMMISSION

MEETING OF SEPTEMBER 25, 2017

LESSOR'S, MAINTENANCE AND SERVICE CONTRACTS

TRENTON-MORRISVILLE TOLL BRIDGE			
VENDOR	PAYMENT AMOUNT	DESCRIPTION OF SERVICES	PAYMENT/CONTRACT PERIOD
Quench	\$1,591.80	Water Cooler Rental Contract (5) Water Coolers	1/1/2017 Through 12/31/2017
Crystal Springs, Inc.	250.00	Bottled Water Delivery Service	1/1/2017 Through 12/31/2017
American Tower Corp.	\$17,101.00	Tower Lease Rental (Corn Hill)	1/1/2017 Through 12/31/2017
Waste Management	\$4,541.25	Municipal Waste & Recycling Service	1/1/2017 Through 12/31/2017
Integrity Mechanical	\$500.00	Planned & Preventative Maintenance and Inspection of HVAC System	1/1/2017 Through 12/31/2017
Pitney Bowes	\$720.00	Postage Machine Lease Meter Rental and Service Contract	1/1/2017 Through 7/31/2017 (Expired – Lease will be renewed after confirmation of inquiry)
Tilley	\$1,600.00	Annual Fire Alarm Inspection and Testing Services	1/1/2017 Through 12/31/2017
Trammel	\$1,200.00	Underground Storage Tank Inspection and Vapor Recovery	4/1/2017 Through 12/31/2017
Kencor Elevator Systems	\$2,403.00	Elevator Planned & Preventative Maintenance & Service Contract	1/1/2017 Through 12/31/2017
Century Pest	\$525.00	Spider & Ant Extermination Services	4/1/2017 Through 10/31/2017
EMR	\$2,175.00	Planned & Preventative Maintenance and Emergency Generators	1/1/2017 Through 12/31/2017

DELAWARE RIVER JOINT TOLL BRIDGE COMMISSION

MEETING OF SEPTEMBER 25, 2017

LESSOR'S, MAINTENANCE AND SERVICE CONTRACTS

NEW HOPE-LAMBERTVILLE TOLL BRIDGE			
VENDOR	PAYMENT AMOUNT	DESCRIPTION OF SERVICES	PAYMENT/CONTRACT PERIOD
Quench	\$636.72	Service Contract for (2) Water Coolers	1/1/2017 Through 12/31/2017
Crystal Springs, Inc.	\$500.00	Bottled Water Delivery Service	1/1/2017 Through 12/31/2017
Kencor Elevator	\$1,125.00	Maintenance Contract for Elevator	1/1/2017 Through 12/31/2017
Waste Management	\$2,740.50	Municipal Waste & Recycling Service	1/1/2017 Through 12/31/2017
EMR	\$2,100.00	Planned & Preventative Maintenance and Emergency Generators	1/1/2017 Through 12/31/2017
Cascade	\$662.64	Boiler Water Treatment Service	1/1/2017 Through 12/31/2017
Tilley	\$580.00	Fire Alarm Inspection and Testing Services	1/1/2017 Through 12/31/2017
Integrity Mechanical	\$500.00	HVAC Planned and Preventative Maintenance	1/1/2017 Through 12/31/2017
Century Pest	\$525.00	Spider & Ant Extermination Services	4/1/2017 Through 10/31/2017
Trammel	\$1,200.00	Underground Storage Tank Inspection and Vapor Recovery	4/1/2017 Through 12/31/2017

DELAWARE RIVER JOINT TOLL BRIDGE COMMISSION

MEETING OF SEPTEMBER 25, 2017

LESSOR'S, MAINTENANCE AND SERVICE CONTRACTS

EASTON-PHILLIPSBURG TOLL BRIDGE

VENDOR	PAYMENT AMOUNT	DESCRIPTION OF SERVICES	PAYMENT/CONTRACT PERIOD
Quench	\$1,273.44	Water Cooler Contract (4) Water Coolers	1/1/2017 Through 12/31/2017
Otis Elevator	\$2,250.00	Maintenance Contract for Elevator	1/1/2017 Through 12/31/2017
Shammy Shine	\$1,500.00	Car Wash Service for NJ Clean Water Act	1/1/2017 Through 12/31/2017
EMR	\$350.00	Planned & Preventative Maintenance and Emergency Generators	1/1/2017 Through 12/31/2017
Integrity Mechanical	\$300.00	HVAC Planned and Preventative Maintenance	1/1/2017 Through 12/31/2017
Industrial Communications	\$19,542.50	Tower Lease Rental	1/1/2017 Through 12/31/2017
Tilley	\$662.00	Fire Alarm Inspection and Testing Services	1/1/2017 Through 12/31/2017
Aim Extermination	\$469.00	Spider & Ant Extermination Services	4/1/2017 Through 10/31/2017
Allied Fuel	\$12,000.00	Unleaded Gasoline	1/1/2017 Through 12/31/2017
Allied Fuel	\$7,000.00	On-Road Diesel	1/1/2017 Through 12/31/2017
Trammel	\$595.00	Underground Storage Tank Inspection and Vapor Recovery	4/1/2017 Through 12/31/2017

DELAWARE RIVER JOINT TOLL BRIDGE COMMISSION

MEETING OF SEPTEMBER 25, 2017

LESSOR'S, MAINTENANCE AND SERVICE CONTRACTS

I-78 TOLL BRIDGE			
VENDOR	PAYMENT AMOUNT	DESCRIPTION OF SERVICES	PAYMENT/CONTRACT PERIOD
Quench	\$955.08	Service contract (3) Water Coolers	1/1/2017 Through 12/31/2017
Otis Elevator	\$1,125.00	Maintenance Contract for Elevator	1/1/2017 Through 12/31/2017
Chrin Haulings, Inc.	\$3,263.75	Municipal Waste Service Contract	1/1/2017 Through 12/31/2017
EMR	\$1,750.00	Planned & Preventative Maintenance and Inspection of Emergency Generators	1/1/2017 Through 12/31/2017
Tilley	\$675.00	Annual Fire Alarm Testing and Inspection	1/1/2017 Through 12/31/2017
Integrity Mechanical	\$300.00	HVAC Planned and Preventative Maintenance	1/1/2017 Through 12/31/2017
Otis Elevator	\$1,125.00	Maintenance Contract for Elevator	1/1/2017 Through 12/31/2017
Aim Extermination	\$525.00	Spider & Ant Extermination Services	4/1/2017 Through 10/31/2017
Trammel	\$500.00	Underground Storage Tank Inspection and Vapor Recovery	4/1/2017 Through 12/31/2017
Suburban Propane	\$5,000.00	Unleaded Gasoline	1/1/2017 Through 12/31/2017
Shipley Fuel	\$18,000.00	On-Road Diesel	1/1/2017 Through 12/31/2017
Shipley Fuel	\$30,000.00	No. 2 Heating Oil	1/1/2017 Through 12/31/2017

DELAWARE RIVER JOINT TOLL BRIDGE COMMISSION

MEETING OF SEPTEMBER 25, 2017

LESSOR'S, MAINTENANCE AND SERVICE CONTRACTS

PORTLAND-COLUMBIA TOLL BRIDGE			
VENDOR	PAYMENT AMOUNT	DESCRIPTION OF SERVICES	PAYMENT/CONTRACT PERIOD
Quench	\$636.72	Service Contract (2) Water Coolers	1/1/2017 Through 12/31/2017
Chrin Haulings, Inc.	\$595.00	Municipal Waste Service Contract	1/1/2017 Through 12/31/2017
Tilley	\$468.00	Annual Fire Alarm Testing and Inspection	1/1/2017 Through 12/31/2017
Integrity Mechanical	\$1,000.00	HVAC Planned and Preventative Maintenance	1/1/2017 Through 12/31/2017
EMR	\$700.00	Planned & Preventative Maintenance and Inspection of Emergency Generators	1/1/2017 Through 12/31/2017
Aim Extermination	\$399.00	Spider & Ant Extermination Services	4/1/2017 Through 10/31/2017
Suburban Propane	\$2,500.00	Unleaded Gasoline	1/1/2017 Through 12/31/2017
Shipley Energy	\$4,500.00	On-Road Diesel	1/1/2017 Through 12/31/2017
Shipley Energy	\$9,500.00	No. 2 Heating Oil	1/1/2017 Through 12/31/2017

DELAWARE RIVER JOINT TOLL BRIDGE COMMISSION

MEETING OF SEPTEMBER 25, 2017

LESSOR'S, MAINTENANCE AND SERVICE CONTRACTS

DELAWARE WATER GAP TOLL BRIDGE			
VENDOR	PAYMENT AMOUNT	DESCRIPTION OF SERVICES	PAYMENT/CONTRACT PERIOD
Quench	\$1,591.80	Service Contract (5) Water Coolers	1/1/2017 Through 12/31/2017
Waste Management	\$1,442.00	Municipal Waste Service Contract	1/1/2017 Through 12/31/2017
EMR	\$1,900.00	Planned & Preventative Maintenance and Inspection of HVAC System	1/1/2017 Through 12/31/2017
Eastern Time	\$525.00	Annual Fire Alarm Testing and Inspection	1/1/2017 Through 12/31/2017
Integrity Mechanical	\$1,000.00	HVAC Planned and Preventative Maintenance	1/1/2017 Through 12/31/2017
Tilley	\$442.00	Annual Fire Alarm Testing and Inspection	1/1/2017 Through 12/31/2017
Aim Extermination	\$455.00	Spider & Ant Extermination Services	4/1/2017 Through 10/31/2017
Suburban Propane	\$7,000.00	Unleaded Gasoline	1/1/2017 Through 12/31/2017
Suburban Propane	\$8,500.00	On-Road Diesel	1/1/2017 Through 12/31/2017

DELAWARE RIVER JOINT TOLL BRIDGE COMMISSION

MEETING OF SEPTEMBER 25, 2017

LESSOR'S, MAINTENANCE AND SERVICE CONTRACTS

MILFORD-MONTAGUE TOLL BRIDGE			
VENDOR	PAYMENT AMOUNT	DESCRIPTION OF SERVICES	PAYMENT/CONTRACT PERIOD
Quench	\$636.72	Service Contract (2) Water Coolers	1/1/2017 Through 12/31/2017
Waste Management	\$1,060.50	Municipal Waste Service Contract	1/1/2017 Through 12/31/2017
Eastern Time	\$625.00	Annual Fire Alarm Testing and Inspection	1/1/2017 Through 12/31/2017
Integrity Mechanical	\$1,000.00	HVAC Planned and Preventative Maintenance	1/1/2017 Through 12/31/2017
EMR	\$775.00	Planned & Preventative Maintenance and Inspection of HVAC System	1/1/2017 Through 12/31/2017
Tilley	\$492.00	Annual Fire Alarm Testing and Inspection	1/1/2017 Through 12/31/2017
Aim Extermination	\$420.00	Spider & Ant Extermination Services	4/1/2017 Through 10/31/2017
Naughton Fuel	\$5,000.00	Unleaded Gasoline	1/1/2017 Through 12/31/2017
Naughton Fuel	\$7,000.00	On-Road Diesel	1/1/2017 Through 12/31/2017
Naughton Fuel	\$8,500.00	No. 2 Heating Oil	1/1/2017 Through 12/31/2017

DELAWARE RIVER JOINT TOLL BRIDGE COMMISSION
Meeting of September 25, 2017

E-Z PASS REPORT
CUSTOMER SERVICE CENTER/VIOLATIONS PROCESSING CENTER
OPERATIONS (CSC/VPC) REPORT FOR THE E-ZPASS SYSTEM
JULY- AUGUST 2017

SUBJECT	DESCRIPTION	PAGE NUMBER
E-ZPass CSC/VPC Operations Report	E-ZPass CSC/VPC Operations Report July-August	1-3

DELAWARE RIVER JOINT TOLL BRIDGE COMMISSION
Meeting of September 25, 2017

E-Z PASS REPORT
CUSTOMER SERVICE CENTER/VIOLATIONS PROCESSING CENTER
OPERATIONS (CSC/VPC) REPORT FOR THE E-ZPASS SYSTEM
JULY-AUGUST 2017

E-ZPass Migrated Account and Transponder Information as reported by Conduent State
and Local Solutions, Inc. (CSC/VPC Provider)

Total Number of Migrated DRJTBC and NJ CSC E-ZPass Accounts

Migrated Business Accounts	Migrated Private Accounts	Total Number of Migrated Accounts	Total Number of NJ CSC Active Accounts
1,654	77,339	78,993	2,832,606

Total Number of Migrated DRJTBC (029) Transponders and NJ CSC E-ZPass Transponders

Migrated Business Account Transponders	Migrated Private Account Transponders	Total Number of Migrated Transponders	Total Number of NJ CSC Active Transponders
9,228	131,323	140,551	5,131,352

The Commission will be able to identify 78,993 migrated accounts through a prefix account number (60000). This number will precede the 4-digit account assigned to these accounts. The prefix number was provided in order for the Commission to identify all migrated E-ZPass accounts.

DELAWARE RIVER JOINT TOLL BRIDGE COMMISSION
Meeting of September 25, 2017

E-Z PASS REPORT
CUSTOMER SERVICE CENTER/VIOLATIONS PROCESSING CENTER
OPERATIONS (CSC/VPC) REPORT FOR THE E-ZPASS SYSTEM
JULY-AUGUST 2017

E-ZPass Department Call Activity	Total Calls for July-August
<i>CSC/VPC Inquiries</i>	
Account Modification Requests	184
Violation Notification Inquires	113
Cash Lane Violation Inquiries	4
<i>General Commission Inquiries</i>	
Calls referred to Other Departments (H.R., Eng., ESS)	8
<i>Web-Inquiries</i>	
Account Updates	7
Violations	5
Disputes	5
TOTAL NUMBER OF CALLS	326

E-ZPass account modification requests and violation inquiries represent an increase in calls for July and August.

DELAWARE RIVER JOINT TOLL BRIDGE COMMISSION
Meeting of September 25, 2017

E-Z PASS REPORT
CUSTOMER SERVICE CENTER/VIOLATIONS PROCESSING CENTER (CSC/VPC)
OPERATIONS REPORT FOR THE E-ZPASS SYSTEM
JULY-AUGUST 2017

CSC/VPC Pre-Migration Collection Accounts:

As a result of pre-migration collection efforts from January 2015 through August 2017, Professional Account Management (PAM) a Duncan Solutions Company reports \$160,796.20 collected in outstanding tolls and fees.

Professional Account Management (PAM) a Duncan Solutions Company provide the Commission with monthly payment status updates. Collection activity will continue to be monitored by the E-ZPass Department.

New Jersey Customer Service Center (CSC) Project Update:

Onsite Installation Testing (OIT) resulted in the need to discontinue the OIT process and extend the go-live date to October 16, 2017.

Violation Camera Monitoring:

The E-ZPass Department in tandem with TransCore's Field Service Technicians (FSTs) monitor vehicle license plate images in Districts I, II and III through the Commission's Violation Enforcement System (VES).

IAG, New Jersey Turnpike Authority (NJTA) and Electronic Toll Collection System (ETC) Meetings and Workshops

Continue to represent the Commission at the following committees, meetings and workshops:

1. IAG Reciprocity Committee
2. IAG Public Relations & Marketing Committee
3. IAG Legal Committee
4. IAG Rental/Fleet Car Subgroup Committee
5. New Jersey Turnpike Authority Project Status Meetings
6. New Jersey Customer Service Center Implementation Requirements Meetings
7. Electronic Toll Collection System Replacement Meetings

DELAWARE RIVER JOINT TOLL BRIDGE COMMISSION

Meeting of September 25, 2017

ELECTRONIC TOLL COLLECTION PROGRAM

MONTH OF JULY & AUGUST 2017

SUBJECT	DESCRIPTION	PAGE NUMBER
ETC PROGRAM	Electronic Toll Collection Program Report	1

DELAWARE RIVER JOINT TOLL BRIDGE COMMISSION
Meeting of September 25, 2017

ELECTRONIC TOLL COLLECTION PROGRAM
MONTH OF JULY & AUGUST 2017

The following items were recently initiated, accomplished or performed during the above noted month:

Activities for the In-Lane Toll System

1. Revisions to the Disaster Recovery Plan and the Maintenance Plan to address review comments is on-going. Transitioning of all toll lanes is complete.
2. The installation of the toll plaza canopy dynamic message signs (DMS) for the New Hope-Lambertville, Easton-Phillipsburg, Portland-Columbia and Milford-Montague Toll Bridges is complete. The existing DMS were upgraded at the Trenton-Morrisville, I-78 and Delaware Water Gap Toll Bridges and are now interfaced with the electronic toll collection system.
3. TransCore is addressing punch list items, final project documentation and as-built drawings. Project Provisional Acceptance was issued on August 16, 2017 and the project is transitioning into the maintenance phase.

Activities for the E-ZPass Customer Service Center/Violation Processing Center

1. The design of the new NJ Customer Service Center (CSC) is on-going. The New Jersey Turnpike Authority (NJTA), as the lead agency, is facilitating all meetings with the other agencies and Xerox. The new CSC is expected to go live in October 2017.
2. A call was held with Pennsylvania Turnpike Commission to gain an understanding on how they implemented vehicle registration holds at the PA DMV for repetitive violators.

General Electronic Toll Collection Program Activities

1. Mr. Stracciolini participated in the IAG E-ZPass Executive Management Committee meeting and Policy Committee meetings.
2. Mr. Stracciolini served on the Non-toll Opportunities subgroup for the IAG. This subgroup is preparing a policy and procedure document that provides a method for the IAG to follow for non-toll opportunities, such as use of the E-ZPass transponder system at parking garages or drive-thru services.

CONTRACT COMPLIANCE REPORT INDEX

Months of July & August 2017

SUBJECT	DESCRIPTION	PAGE NUMBER
Contract Compliance Program Operations Report	Operations Report July - Aug 2017	1-22

IBE PROGRAM OVERVIEW

The Delaware River Joint Toll Bridge Commission (Commission) established an IBE Program (MBE/WBE/SBE/DBE/DsBE/VBE) with a target of 25% for all Professional Services and Construction contracts awarded by the Commission effective July 1, 2014. To date, the Commission has awarded forty-one (41) contracts, with the IBE Program requirements.

The Commission began using the Elation Systems effective January 2017, as the online system for Payment Verification and Certified Payroll Reporting (CPR). All contracts awarded by the Commission to a Prime Consultant/Prime Contractor and their Subconsultants and Subcontractors use this service free of charge. Online training is available to users on how to use the Elation Systems. The Contract Compliance Department and Elation Support Staff are available to assist all users. This is a mandatory requirement.

The Contract Compliance Department monitors and posts payment data and reviews all Certified Payroll submittals in the Elation System.

- a. Prime responsibility includes:
 - i. Register and Activate an account in Elation
 - ii. Require all Subcontractors to register and activate an Account in Elation

Payment Verification:

The Commission requires all Prime Consultants / Prime Contractors and their Subconsultants and Subcontractors to use the online Payment Verification System called Elation to confirm payments received.

Certified Payroll Reporting:

The Prime Contractor is responsible to assign someone from their Staff with the responsibility to review, approve, and upload their CPR(s) on a weekly basis into Elation.

- b. The Prime Contractor is also responsible for ensuring that all Subcontractors on the Project submit their weekly CPR into Elation.

MEETINGS

Professional Services

Pre-Proposal Meeting(s):

- Contract CM-707A - CMS for SFB Commission Administration Building

Oral Presentation(s):

- None

Kick-Off Meeting(s):

- Contract C-715A - Structural/Civil Task Order Agreement - PA Assignment

Construction Contracts

Pre-Bid Meeting(s):

- Contract T-717A - Milford/Montague Toll Bridge Salt Storage Building

Bid Opening(s):

- Contract T-717A - Milford/Montague Toll Bridge Salt Storage Building

Pre-Construction Meeting(s):

- Contract T-645A - Buildings & Facilities Energy Conservation Measures Electrical / Lighting
- Contract T-645B - Buildings & Facilities Energy Conservation Measures Mechanical Controls

Kick-Off Meeting(s):

- Contract TS-687A - Lower Trenton TSB – Replacement of Sign Lighting Elements

Bi-Weekly Progress Meeting(s):

- Contract T-668A - Scudder Falls Bridge Replacement Project

Conference(s) / Seminar(s) / Other Meetings

- DRJTBC - Monthly Departmental (CAO) Staff Meeting
- DRJTBC - Monthly Contract Compliance Meeting
- WTS - Monthly Board Meeting
- AACCNJ - Annual Unity Luncheon
- HCCLV - Monthly Board Meeting
- Rutgers University Statewide Hispanic Chamber of Commerce of NJ - Diversity Expo

Professional Contracts Payment Detail Report

Payments from 07/01/2014 through 08/31/2017

Contract Title	Contract No.	Vendor	Contract Value	Total Payments to Date	IBE Target	IBE Actual	IBE Type	Start Date	End Date	Status
Scudder Falls Bridge Replacement Project - Final Design Services	C-660A	Michael Baker Int'l, Inc.	\$ 25,020,900.74	\$ 23,474,345.35	25.00%	21.76%	WBE	02/23/2015	12/31/2021	Open
		Amy S. Greene Environmental Consultants, Inc.	\$ 225,188.11	\$ 124,008.40	00.90%	0.50%	WBE			
		French & Parrello Associates	\$ 1,551,295.85	\$ 1,390,595.08	06.20%	5.56%	VBE			
		IH Engineers, P.C.	\$ 2,527,110.97	\$ 2,405,899.01	10.10%	9.62%	MBE			
		Naik Consulting Group, P.C.	\$ 1,476,233.14	\$ 1,446,192.45	05.90%	5.78%	DBE			
General Engineering Services 2015-2018 Annual Inspections	C-684A-1	Stokes Creative Group, Inc.	\$ 475,397.11	\$ 77,178.33	01.90%	0.31%	WBE			
		Cherry, Weber & Assoc., P.C.	\$ 840,000.00	\$ 659,749.34	25.00%	15.15%	MBE	02/23/2015	12/31/2018	Open
TOA / Building Construction Management Services - PA Assignment Level 3 Toll Bridge Facilities Energy Contract	C-657A	SJH Engineering, P.C.	\$ 210,000.00	\$ 127,250.07	25.00%	15.15%	MBE			
		Joseph Jingoli & Son, Inc.	\$ 300,000.00	\$ 244,551.75	25.00%	4.46%	MBE	04/13/2015	09/30/2015	Open
Scudder Falls Bridge Replacement Project - Public Involvement Service	C-662A	Burris Contracting, LLC	\$ 75,000.00	\$ 13,380.00	25.00%	4.46%	MBE			
		McCormick & Taylor, Inc.	\$ 1,800,016.87	\$ 23,474,345.35	25.00%	5.62%	DBE	09/28/2015	12/30/2021	Open
I-78 Maintenance Garage Expansion	C-508A	Information Logistics, Inc.	\$ 180,001.69	\$ 2,435.00	10.00%	0.14%	DBE			
		Stokes Creative Group, Inc.	\$ 630,005.90	\$ 98,748.33	35.00%	5.49%	DBE			
		Burns Engineering, Inc.	\$ 686,117.37	\$ 628,120.58	25.00%	42.92%	MBE	09/30/2015	09/30/2018	Open
		American Engineers Group, LLC	\$ 24,014.11	\$ 23,012.21	03.50%	3.35%	DBE			
		Malick & Scherer	\$ 109,778.78	\$ 108,810.88	16.00%	15.86%	DBE			
TOA / Engineering Services - PA Assignment	C-696A	Sowinski Sullivan Architects, P.C.	\$ 171,529.34	\$ 162,630.69	25.00%	23.70%	WBE			
		Johnson, Mirmiran and Thompson, Inc.	\$ 500,000.00	\$ 17,122.14	25.00%	0.00%	WBE	10/26/2015	10/26/2017	Open
		ACT Engineers, Inc.	\$ 25,000.00	\$ -	05.00%	0.00%	DBE			
		American Geotechnical & Environmental Services (AGES)	\$ 25,000.00	\$ -	05.00%	0.00%	DBE			
		Barry Issett & Assoc.	\$ 25,000.00	\$ -	05.00%	0.00%	DBE			
Riverton - Belvidere Toll Supported Bridge Critical Member Strengthening - Design	C-650A	Envision Consultants, Ltd.	\$ 25,000.00	\$ -	05.00%	0.00%	WBE			
		SJH Engineering, P.C.	\$ 25,000.00	\$ -	05.00%	0.00%	DBE			
		Traffic Planning and Design, Inc.	\$ 25,000.00	\$ -	05.00%	0.00%	SBE			
		Ammann & Whitney	\$ 517,538.84	\$ 451,072.33	25.00%	18.01%	MBE	10/26/2015	01/16/2017	Open
		Pickering, Cortis & Summerson, Inc.	\$ 133,525.02	\$ 93,184.47	25.80%	18.01%	SBE			

Professional Contracts Payment Detail Report

Payments from 07/01/2014 through 08/31/2017

Contract Title	Contract No.	Vendor	Contract Value	Total Payments to Date	IBE Target	IBE Actual	IBE Type	Start Date	End Date	Status
I-78 Bridges & Approach Slab Rehabilitation	C-644A	Gannett Fleming, Inc.	\$ 651,157.49	\$ 368,213.61	25.00%	3.00%	DBE	02/29/2016	11/30/2017	Open
		Malick & Scherer	\$ 65,115.75	\$ 7,175.01	10.00%	1.10%	DBE			
		SJH Engineering, P.C.	\$ 97,673.62	\$ 12,390.84	15.00%	1.90%	DBE			
I-78 Maintenance Garage Expansion Engineering Services for Construction Management	CM-508A	STV, Inc.	\$ 586,402.81	\$ 372,655.81	25.00%	9.51%		02/29/2016	09/30/2017	Open
		Envision Consultants, Ltd.	\$ 36,943.38	\$ 32,166.44	06.30%	5.49%	SBE			
		HRV Conformance Verification Associates, Inc.	\$ 19,937.70	\$ -	03.40%	0.00%	DBE			
		IH Engineers, P.C.	\$ 102,913.69	\$ 23,604.17	17.55%	4.03%	MBE			
Scudder Falls Bridge Replacement Project - PA Noise Walls Construction Management Services	CM-664A	Greenman-Pedersen, Inc.	\$ 912,693.42	\$ 803,012.39	25.00%	18.18%		02/29/2016	03/30/2017	Open
		Envision Consultants, Ltd.	\$ 47,460.06	\$ 45,881.50	05.20%	5.03%	WBE			
		Keegan Technology & Testing Associates, Inc.	\$ 33,769.66	\$ 36,494.33	03.70%	4.00%	SBE			
		A/K/A Key-Tech								
Scudder Falls Bridge Replacement Project - Engineering Services for PA Noise Walls Construction	CI-665A	Naik Consulting Group, P.C.	\$ 167,022.90	\$ 76,622.13	18.30%	8.40%	DBE			
		Safegate Associates, LLC	\$ 23,730.03	\$ 6,960.00	02.60%	0.76%	SBE			
		Jacobs Engineering Group, Inc.	\$ 626,965.40	\$ 607,590.42	25.00%	7.14%		05/23/2016	06/02/2017	Open
TOA / Engineering Services for Electronic Toll Collection System	C-701A	IH Engineers, P.C.	\$ 90,283.02	\$ 44,766.05	14.40%	7.14%	MBE			
		RIG Consulting, Inc.	\$ 68,088.44	\$ -	10.86%	0.00%	DBE			
		Rummel, Klepper and Kahl, LLP	\$ 500,000.00	\$ 139,045.86	25.00%	3.92%		06/07/2016	06/07/2018	Open
		Fagan Consulting, LLC	\$ 50,000.00	\$ -	10.00%	0.00%	DBE			
		KS Engineers, P.C.	\$ 35,000.00	\$ -	07.00%	0.00%	MBE			
TOA / Engineering Services - NJ Assignment	C-696B	Navarro & Wright Consulting Engineers, Inc.	\$ 25,000.00	\$ 19,278.01	05.00%	3.86%	DBE			
		Spock Solutions, Inc.	\$ 40,000.00	\$ 300.00	08.00%	0.06%	WBE			
		French & Parrello Associates	\$ 500,000.00	\$ 136,327.86	25.00%	8.10%		07/18/2016	07/31/2017	Open
		Area Engineering, Inc.	\$ 25,000.00	\$ -	05.00%	0.00%	DBE			
		Ellana, Inc.	\$ 25,000.00	\$ -	05.00%	0.00%	DBE			
TOA / Construction Management Services - PA Assignment	C-703A	McCabe Environmental	\$ 25,000.00	\$ -	05.00%	0.00%	SBE			
		USA Architects	\$ 75,000.00	\$ 40,502.02	15.00%	8.10%	SBE			
		Urban Engineers, Inc.	\$ 5,000,000.00	\$ -	25.00%	0.00%		12/20/2016	1/30/2019	Open
Structural / Civil Task Order Agreement	C-702B	Malick & Scherer	\$ 625,000.00	\$ -	12.50%	0.00%	MBE			
		RIG Consulting, Inc.	\$ 625,000.00	\$ -	12.50%	0.00%	DBE			
		IH Engineers, P.C. (IBE)	\$ 1,000,000.00	\$ 124,757.39	100.00%	12.48%	MBE	1/23/2017	11/15/2017	Open
		Amy S. Greene Environmental Consultants, Inc.	\$ 50,000.00	\$ -	05.00%	0.00%	WBE			
		Brinkerhoff Environmental Services, Inc.	\$ -	\$ -	00.00%	0.00%	WBE			

Professional Contracts Payment Detail Report

Payments from 07/01/2014 through 08/31/2017

Contract Title	Contract No.	Vendor	Contract Value	Total Payments to Date	IBE Target	IBE Actual	IBE Type	Start Date	End Date	Status
Scudder Falls Bridge Replacement Project - Construction Management Services	CM-669A	Hill International, Inc.	\$ 25,015,066.98	\$ 693,545.45	25.00%	0.00%		2/9/2017	1/28/2022	Open
		Envision Consultants, Ltd.	\$ 1,373,327.18	\$ -	05.49%	0.00%	WBE			
		KS Engineers, P.C.	\$ 3,434,568.70	\$ -	13.73%	0.00%	MBE			
		PKB Engineering Associates	\$ 1,183,212.67	\$ -	04.73%	0.00%	MBE			
		Safegate Associates, LLC	\$ 525,316.41	\$ -	02.10%	0.00%	SBE			
Scudder Falls Bridge Replacement Project - Engineering Services for Administration Building	C-707A	USA Architects (IBE)	\$ 1,376,451.71	\$ 354,487.04	100.00%	25.75%	SBE	02/28/2017	02/27/2019	Open
		ACT Engineers, Inc.	\$ 137,645.17	\$ 4,249.45	10.00%	0.31%	SBE			
		Ellana, Inc.	\$ 55,058.07	\$ -	04.00%	0.00%	WBE			
		French & Parrello Associates	\$ 550,000.00	\$ -	00.00%	0.00%	VBE			
		IEI Group, Ltd.	\$ 82,587.10	\$ 2,321.75	06.00%	0.17%	WBE			
Scudder Falls Bridge Replacement Project - Construction Inspection Services for PA Approach	CI-671A	TRC Engineers, Inc.	\$ 6,515,220.03	\$ -	25.00%	0.00%		3/1/2017	5/28/2021	Open
		RIG Consulting, Inc.	\$ 2,331,797.25	\$ -	35.79%	0.00%	DBE			
Scudder Falls Bridge Replacement Project - Engineering Services for Main River Bridge Replacement	CI-672A	Parsons Brinckerhoff	\$ 7,776,718.32	\$ -	25.00%	0.00%		3/1/2017	5/28/2021	Open
		KS Engineers, P.C.	\$ 2,886,717.84	\$ -	37.12%	0.00%	MBE			
Scudder Falls Bridge Replacement Project - Construction Inspection Services for NJ Approach	CI-673A	Gannett Flemming, Inc.	\$ 6,568,103.32	\$ 30,632.72	25.00%	0.00%		2/28/2017	5/28/2021	Open
		Churchill Consulting Engineers	\$ 2,331,676.68	\$ -	35.50%	0.00%	SBE			
I-78 Bridges and Approach Slabs Rehabilitation Construction Management / Inspection Services	CM-644A	Greenman-Pedersen, Inc.	\$ 1,545,442.08	\$ -	25.00%	0.00%		4/26/2017	12/26/2018	Open
		Advanced Infrastructure Design, Inc.	\$ 19,008.94	\$ -	1.23%	0.00%	DBE			
		Envision Consultants, Ltd.	\$ 90,408.36	\$ -	5.85%	0.00%	WBE			
		JCMS, Inc.	\$ 345,869.94	\$ -	22.38%	0.00%	DBE			

Professional Contracts Payment Detail Report

Payments from 07/01/2014 through 08/31/2017

Contract Title	Contract No.	Vendor	Contract Value	Total Payments to Date	IBE Target	IBE Actual	IBE Type	Start Date	End Date	Status
Portland - Columbia Toll Bridge Approach Roadways Improvements	CI-566A	Jacobs Engineering Group, Inc.	\$ 476,991.53	\$ 476,991.53	25.00%	30.29%		02/23/2015	10/15/2016	Completed
		AmerCom Corporation	\$ 150,490.83	\$ 144,473.11	31.55%	30.29%	MBE			
		Naik Consulting Group, P.C.	\$ 23,229.49	\$ -	04.87%	0.00%	SBE			
Scudder Falls Bridge Replacement Project - Traffic Engineering Services Pre-construction Traffic Study	C-663A	Pennoni Associates, Inc.	\$ 237,424.67	\$ 237,424.67	25.00%	49.93%		07/30/2015	4/20/2016	Completed
		Drive Engineering Corp.	\$ 8,072.44	\$ 6,757.64	03.40%	2.85%	MBE			
		TechniQuest Corporation	\$ 86,660.00	\$ 111,789.60	36.50%	47.08%	MBE			

Construction Contracts Payment Detail Report

Payments from 07/01/2014 through 08/31/2017

Description	Contract No.	Vendor	Contract Value	Total Payments to Date	IBE Target	IBE Actual	IBE Type	Start Date	End Date	Status
Scudder Falls Bridge Replacement Project - Pennsylvania Side	T-668A-1	Trumbull Corporation	\$ 100,000,000.00	\$ -	25.00%	1.07%		02/01/2017	08/31/2017	Open
		3 Rivers Pipe Profiling	\$ 109,665.00	\$ -	0.11%	0.00%				
		Aaron Enterprises, Inc.	\$ 2,350,750.00	\$ -	2.35%	0.00%				
		ABC Construction Co., Inc.	\$ 100.00	\$ 504,548.75	0.00%	0.50%	DBE			
		Alliance Landscaping, Inc.	\$ 102,800.00	\$ -	0.10%	0.00%	WBE			
		Armour & Sons Electric, Inc.	\$ 636,739.50	\$ -	0.64%	0.00%				
		Aspen Landscaping Contracting, Inc.	\$ 3,129,213.00	\$ -	3.13%	0.00%	SBE			
		Avalotis Corporation	\$ 1,135,957.00	\$ -	1.14%	0.00%				
		Bay Crane of New Jersey	\$ 54,841.00	\$ -	0.05%	0.00%				
		Bridge-it Fabricators, Inc.	\$ 1,596,794.64	\$ -	1.60%	0.00%	DBE			
		Bucks Concrete Services	\$ 100.00	\$ -	0.00%	0.00%				
		Bustleton Services, Inc.	\$ 100.00	\$ -	0.00%	0.00%				
		Chesco Coring & Cutting, Inc.	\$ 419,669.75	\$ -	0.42%	0.00%				
		Delta Line Construction Co.	\$ 15,995,106.80	\$ -	16.00%	0.00%	WBE			
		Diamond Humbach Construction Corp.	\$ 62,610.00	\$ -	0.06%	0.00%				
		Filly Oil, Inc.	\$ 100.00	\$ -	0.00%	0.00%	WBE			
		Garden State Highway Products	\$ 786,450.00	\$ -	0.79%	0.00%	WBE			
		Haines & Kibblehouse, Inc.	\$ 15,208,159.05	\$ -	15.21%	0.00%	WBE			
		JMD Building Products, LLC	\$ 116,844.00	\$ 17,120.00	0.12%	0.02%	WBE			
		LB Construction Enterprises, Inc.	\$ 2,958,036.23	\$ 350,000.00	2.96%	0.35%	MBE			
		M.L. Ruberton Construction Co., Inc.	\$ 7,402,644.00	\$ -	7.40%	0.00%	WBE			
		Madura Steel Sales, Inc.	\$ 100.00	\$ -	0.00%	0.00%	DBE			
		Maxim Crane Works, LP	\$ 78,775.00	\$ -	0.08%	0.00%				
		McCrossin Foundations, LLC	\$ 7,914,745.00	\$ -	7.91%	0.00%				
		North Suburban Tree Service, Inc.	\$ 307,727.00	\$ -	0.31%	0.00%	DBE			
		Pavilion Drainage Supply Co., Inc.	\$ 30,653.25	\$ -	0.03%	0.00%	DBE			
		Pennsylvania Drilling Company	\$ 10,000.00	\$ -	0.01%	0.00%				
		Plum Contracting, Inc.	\$ 924,272.00	\$ -	0.92%	0.00%				
		Reilly Sweeping, Inc.	\$ 100.00	\$ -	0.00%	0.00%				
		Shaka	\$ 3,500.00	\$ -	0.00%	0.00%	DBE			
		Siavola Contracting Company	\$ 8,835,176.75	\$ -	8.84%	0.00%				
		Structural Services, Inc.	\$ 2,569,996.50	\$ -	2.57%	0.00%	SBE			
		Timber Industries, LLC	\$ 701,587.00	\$ 170,368.50	0.70%	0.17%	DBE			
		VideoTek Construction, LLC	\$ 100.00	\$ -	0.00%	0.00%	MBE			
		W.R. Burnett, Inc.	\$ 100.00	\$ -	0.00%	0.00%	DBE			
		Work Zone Contractors, LLC	\$ 519,225.00	\$ 28,437.30	0.52%	0.03%	DBE			
		Zone Stripping, Inc.	\$ 1,183,583.77	\$ -	1.18%	0.00%	SBE			
Scudder Falls Bridge Replacement Project - New Jersey Side	T-668A-2	Trumbull Corporation	\$ 296,000,000.00	\$ 12,445,378.24	25.00%	0.23%		02/27/2017	09/30/2021	Open
		3 Rivers Pipe Profiling	\$ 109,665.00	\$ -	0.04%	0.00%				
		Aaron Enterprises, Inc.	\$ 2,350,750.00	\$ -	0.79%	0.00%				
		ABC Construction Co., Inc.	\$ 100.00	\$ 340,126.00	0.00%	0.11%	DBE			
		Alliance Landscaping, Inc.	\$ 102,800.00	\$ -	0.03%	0.00%	WBE			
		Armour & Sons Electric, Inc.	\$ 636,739.50	\$ -	0.22%	0.00%				
		Aspen Landscaping Contracting, Inc.	\$ 3,129,213.00	\$ -	1.06%	0.00%	SBE			
		Avalotis Corporation	\$ 1,135,957.00	\$ -	0.38%	0.00%				
		Bay Crane of New Jersey	\$ 54,841.04	\$ -	0.02%	0.00%				
		Bridge-it Fabricators, Inc.	\$ 1,596,794.64	\$ -	0.54%	0.00%	DBE			

Construction Contracts Payment Detail Report

Payments from 07/01/2014 through 08/31/2017

Description	Contract No.	Vendor	Contract Value	Total Payments to Date	IBE Target	IBE Actual	IBE Type	Start Date	End Date	Status
		Bucks Concrete Services	\$ 100.00	\$ -	0.00%	0.00%				
		Chesco Coring & Cutting, Inc.	\$ 419,669.75	\$ -	0.14%	0.00%				
		Delta Line Construction Co.	\$ 15,995,106.80	\$ -	5.40%	0.00%	WBE			
		Diamond Huntbach Construction Corp.	\$ 62,610.00	\$ -	0.02%	0.00%				
		Filly Oil, Inc.	\$ 100.00	\$ -	0.00%	0.00%	WBE			
		Haines & Kibblehouse, Inc.	\$ 15,208,159.05	\$ -	5.14%	0.00%				
		JMD Building Products, LLC	\$ 116,844.00	\$ -	0.04%	0.00%	WBE			
		LB Construction Enterprises, Inc.	\$ 2,958,036.23	\$ 350,000.00	1.00%	0.12%	MBE			
		M.L. Ruberton Construction Co., Inc.	\$ 7,402,643.83	\$ -	2.50%	0.00%	WBE			
		Madura Steel Sales, Inc.	\$ 100.00	\$ -	0.00%	0.00%	DBE			
		Maxim Crane Works, LP	\$ 78,775.00	\$ -	0.03%	0.00%				
		McCrosin Foundations, LLC	\$ 7,914,745.00	\$ -	2.67%	0.00%				
		North Suburban Tree Service, Inc.	\$ 307,727.00	\$ -	0.10%	0.00%	DBE			
		Pavilion Drainage Supply Co., Inc.	\$ 30,653.25	\$ -	0.01%	0.00%	DBE			
		Pennsylvania Drilling Company	\$ 10,000.00	\$ -	0.00%	0.00%				
		Plum Contracting, Inc.	\$ 924,272.40	\$ -	0.31%	0.00%				
		Reilly Sweeping, Inc.	\$ 100.00	\$ -	0.00%	0.00%				
		Shaka	\$ 3,500.00	\$ -	0.00%	0.00%	DBE			
		Stavola Contracting Company	\$ 8,835,176.75	\$ -	2.98%	0.00%				
		Structural Services, Inc.	\$ 2,569,996.50	\$ -	0.87%	0.00%	SBE			
		Timber Industries, LLC	\$ 701,587.00	\$ -	0.24%	0.00%				
Scudder Falls Toll Supported Bridge - Interim Deck Repairs on L-95	TS-677A	VideoTek Construction, LLC	\$ 100.00	\$ -	0.00%	0.00%	DBE			
		W.R. Burnett, Inc.	\$ 100.00	\$ -	0.00%	0.00%	MBE			
		Work Zone Contractors, LLC	\$ 519,225.00	\$ -	0.18%	0.00%	DBE			
		Zone Stripping, Inc.	\$ 1,183,583.77	\$ -	0.40%	0.00%	SBE			
			\$ 961,696.00	\$ 948,666.00	100.00%	98.65%	SBE	05/20/2015	11/20/2018	Open
Scudder Falls Bridge Replacement Project - Tree Clearing	T-667A	AP Construction, Inc.	\$ 1,814,999.39	\$ 1,721,688.26	25.00%	25.06%		12/24/2015	01/06/2017	Open
		Athena Contracting, Inc.	\$ 181,499.94	\$ 243,315.01	10.00%	13.41%	WBE			
		BFW Group	\$ 15,000.00	\$ 8,550.00	0.83%	0.47%	DBE			
		Sable Construction, Inc.	\$ 272,249.91	\$ 202,960.00	15.00%	11.18%	MBE			
Scudder Falls Bridge Replacement Project - PA Noise Walls	T-666A	PKF-Mark III, Inc.	\$ 11,394,750.00	\$ 11,219,737.01	25.00%	31.06%		04/29/2016	03/31/2017	Open
		Bird Solutions International	\$ 140,732.00	\$ 122,732.00	1.24%	1.08%				
		Green Valley Landscaping, Inc.	\$ 42,418.29	\$ 72,163.76	0.37%	0.63%				
		Sanders Construction Company, Inc.	\$ 3,624,651.69	\$ 3,338,786.23	31.81%	29.30%	DBE			
		Work Zone Contractors, LLC	\$ 7,886.40	\$ 5,352.12	0.07%	0.05%	DBE			
			\$ 24,047,349.00	\$ 9,128,648.50	25.00%	9.76%		10/27/2015	09/13/2021	Open
Electronic Toll Collection System Replacement - Design, Build & Maintain	DB-540A	Transcore, LP	\$ 781,538.84	\$ 581,979.20	3.25%	2.42%	DBE			
		All Points Communications, Inc.	\$ 161,117.24	\$ 123,059.05	0.67%	0.51%	MBE			
		Arora Engineers, Inc.	\$ 100,998.87	\$ 248,492.11	0.42%	1.03%	DBE			
		Flagger Force	\$ 543,470.09	\$ 173,648.78	2.26%	0.72%	DBE			
		Globe Electric Supply Company, Inc	\$ 12,023.67	\$ -	0.05%	0.00%	DBE			
		HHC Services, Inc.	\$ 848,871.42	\$ 865,972.00	3.53%	3.60%	DBE			

Construction Contracts Payment Detail Report

Payments from 07/01/2014 through 08/31/2017

Description	Contract No.	Vendor	Contract Value	Total Payments to Date	IBE Target	IBE Actual	IBE Type	Start Date	End Date	Status
I-78 Maintenance Garage Expansion at I-78 PA Welcome Ctr. / Maint. Facility	T-508A	KS Engineers, P.C.	\$ 110,617.81	\$ 194,330.78	0.46%	0.81%	MBE			
		Red Wagon Printing D/B/A Minuteman Press	\$ 16,833.14	\$ 6,177.93	0.07%	0.03%	WBE			
		Sharpened Image, Inc.	\$ 149,093.56	\$ 139,790.64	0.58%	0.58%	DBE			
		SIH Engineering, P.C.	\$ 12,023.67	\$ 14,500.00	0.05%	0.06%	DBE			
		Bracy Construction, Inc.	\$ 10,049,000.00	\$ 6,848,026.91	25.00%	3.47%		06/27/2016	10/27/2017	Open
		84 Lumber Company	\$ 100.00	\$ 6,916.71	0.00%	0.07%				
		Ankiewicz Enterprises Inc.	\$ 1,040,574.00	\$ 316,439.10	10.36%	3.15%				
		Central II, Inc.	\$ 32,750.00	\$ -	0.33%	0.00%	MBE			
		Comprehensive Fire Technologies, Inc.	\$ 16,750.00	\$ -	0.17%	0.00%				
		Cope Commercial Flooring and Interiors, Inc.	\$ 22,000.00	\$ -	0.22%	0.00%				
		DeWalt Plumbing, Inc.	\$ 464,000.00	\$ -	4.62%	0.00%				
		Diamond Decorating, Inc.	\$ 105,000.00	\$ -	1.04%	0.00%				
		Empire Wrecking Co of Reading, PA	\$ 99,891.00	\$ -	0.99%	0.00%				
		Entrance Systems, Inc.	\$ 80,750.00	\$ -	0.80%	0.00%				
		Fox Quality Roofing, LLC	\$ 873,900.00	\$ 6,480.00	8.70%	0.06%				
Lower Trenton Toll Supported Bridge Approach Traffic Signal Equipment Upgrades	TS-699A	J. E. Scholtz Custom Millwork, Inc.	\$ 11,400.00	\$ -	0.11%	0.00%				
		J/M Fence & Deck Co.	\$ 16,624.00	\$ -	0.17%	0.00%				
		Jaydor Co., (A Corp.)	\$ 75,995.00	\$ -	0.76%	0.00%				
		Modernfold Of Reading, Inc.	\$ 22,810.00	\$ -	0.23%	0.00%				
		Palma, Inc.	\$ 89,952.00	\$ -	0.90%	0.00%				
		Reeb Building Systems, LLC	\$ 30,648.00	\$ 18,702.67	0.30%	0.19%	DBE			
		Rubright Construction, Inc.	\$ 580,500.00	\$ -	5.78%	0.00%				
		Steel Fab Enterprises, LLC	\$ 405,400.00	\$ -	4.03%	0.00%				
		Supreme Ceilings, Inc.	\$ 157,500.00	\$ -	1.57%	0.00%				
		T. A. Siffes Masonry, LLC.	\$ 762,600.00	\$ -	7.59%	0.00%				
		Tradesmen International, LLC	\$ 100.00	\$ -	0.00%	0.00%				
		Tri-County Mechanical, Inc.	\$ 1,097,000.00	\$ -	10.92%	0.00%				
		Wind Gap Electric, Inc.	\$ 1,137,249.00	\$ -	11.32%	0.00%				
		YCP, Inc.	\$ 28,137.20	\$ -	0.28%	0.00%				
		Carr & Duff, Inc.	\$ 141,046.00	\$ -	25.00%	0.00%	WBE	03/29/2017	03/29/2021	Open
		General Highway Products, Inc	\$ 35,261.50	\$ -	25.00%	0.00%				
Easton - Phillipsburg Toll Bridge Administration Building	T-644A	J.D. Eckman, Inc.	\$ 11,117,003.61	\$ 11,117,003.61	25.00%	0.00%		06/01/2017	12/21/2018	Open
		Established Traffic Control	\$ 244,574.00	\$ -	2.20%	0.00%	WBE			
		Guidemark, Inc.	\$ 461,446.40	\$ -	4.15%	0.00%				
		Jag'd Construction, Inc.	\$ 2,809,000.00	\$ -	25.27%	0.00%	SBE			
		Jileo, Inc.	\$ 266,808.01	\$ -	2.40%	0.00%	DBE			
Lower Trenton Toll Supported Bridge Replacement Of Sign Lighting Elements	TS-687A	Mattiola Services, LLC	\$ 93,360.15	\$ -	0.84%	0.00%				
		Carr & Duff, Inc.	\$ 495,000.00	\$ -	25.00%	0.00%		06/23/2017	10/20/2017	Open
		North Star Electrical Supply Co., Inc.	\$ 123,750.00	\$ -	25.00%	0.00%	WBE			
Building and Facilities Energy	T-645A	MJF Electrical Contracting, Inc.	\$ 5,317,100.00	\$ -	25.00%	0.00%		06/27/2017	05/11/2018	Open


Construction Contracts Payment Detail Report

Payments from 07/01/2014 through 08/31/2017

Description	Contract No.	Vendor	Contract Value	Total Payments to Date	IBE Target	IBE Actual	IBE Type	Start Date	End Date	Status
Conservation		Turtle & Hughes	\$ 1,063,420.00	\$ -	20.00%	0.00%	WBE			
Building and Facilities Energy Conservation	T-645B	Schneider Electric MAS Construction Services, LLC	\$ 1,154,809.00	\$ -	25.00%	0.00%	WBE	06/27/2017	05/18/2018	Open
Portland - Columbia Toll Bridge Approach Roadway Improvement	T-566A	Intercounty Paving Company Established Traffic Control MV Contracting, Inc. PLM Corporation The Vann Organization	\$ 6,317,000.00 \$ 43,589.66 \$ 1,652,064.50 \$ 160,217.70 \$ 22,035.00	\$ 6,193,334.28 \$ 43,589.66 \$ 1,652,064.50 \$ 160,217.70 \$ 22,035.00	25.00% 0.69% 26.15% 2.54% 0.35%	29.73% 0.69% 26.15% 2.54% 0.35%	DBE WBE SBE SBE	02/25/2015	11/30/2016	Completed
Lower Trenton TSB Approach Roadways Improvements	TS-639B	Mount Construction, Co. Inc. (IBE)	\$ 2,090,794.02	\$ 2,090,794.00	25.00%	100.00%	WBE	04/09/2015	12/06/2016	Completed
Scudder Falls Bridge Replacement Project Subsurface Boring & Sampling	T-661A	TRC Engineers Garden State Highway Products Traffic Regulators	\$ 1,438,942.00 \$ 196,519.30 \$ 37,947.00	\$ 1,438,941.98 \$ 196,519.30 \$ 37,947.00	25.00% 13.66% 2.64%	16.29% 13.66% 2.64%	WBE SBE	05/18/2015	05/18/2017	Completed
DIII Toll Bridges Facilities Emergency Standby Generators Improvements	T-514A	West Side Hammer Electric Penn State Electric Mechanical Supply Co., Inc.	\$ 644,686.07 \$ 197,339.20	\$ 644,686.00 \$ 197,339.99	25.00% 30.61%	30.61% 30.61%	DBE	07/27/2015	01/08/2017	Completed
Easton / Phillipsburg Ramp C Stabilization	T-641A	Merco, Inc. (IBE)	\$ 998,300.00	\$ 998,300.00	25.00%	100.00%	SBE	11/23/2015	12/01/2016	Completed
Riverton - Belvidere Toll Supported Bridge	TS-650A	ROAD-CON, INC. Desilvio & Company, Inc. Established Traffic Control RAM-T Corporation Williams Flagler Logistics, LLC	\$ 652,738.50 \$ 16,848.00 \$ 4,317.48 \$ 7,182.00 \$ 49,842.17	\$ 652,738.50 \$ 16,848.00 \$ 4,317.48 \$ 7,182.00 \$ 49,842.17	25.00% 2.58% 0.66% 1.10% 7.64%	11.98% 2.58% 0.66% 1.10% 7.64%	WBE WBE DBE DBE	08/15/2016	11/11/2016	Completed
I-78 Toll Plaza Bumper Block Replacement	T-705A	Sparwick Contracting, Inc. (IBE)	\$ 160,006.00	\$ 160,006.00	25.00%	100.00%	SBE	10/17/2016	03/03/2017	Completed

Distribution of Payments by IBE Certification

IBE 25% Target – Current IBE Actual 3.32%



WORKFORCE UTILIZATION REPORTING

Trade, Ethnicity & Gender

From 07/01/2014 through 08/31/2017

Project Name	Company Name	Trade Description	Total Hours Worked	Total Apprentice	NJ	NJ %	PA	PA %	Caucasian / White	Other	American Indian	Asian Pacific Islander	Black/ African American	Latino / Hispanic	Total Minorities	Minority %	Women %	New Hires	
T-668A TRUMBULL 1 - Pennsylvania SFB Bridge Replacement Project	ABC Construction Co., Inc.	Truck Driver	19,851.50	0.00	3,521.75	17.74%	15,925.25	80.22%	15,064.75	1,070.50	370.00	0.00	2,473.75	872.50	3,716.25	18.72%	1,483.00	7.47%	0.00%
	Amour & Sons Electric, Inc.	Operator	522.00	0.00	35.00	6.70%	487.00	93.30%	522.00							0.00%		0.00%	
	M.L. Ruberton Construction Co., Inc.	Iron Worker	12.00	0.00		0.00%	12.00	100.00%	12.00							0.00%		0.00%	
		Laborer	4.00	0.00	4.00	100.00%		0.00%	4.00					4.00	4.00	50.00%	0.00%	0.00%	
	Relly Sweeping, Inc.	Operator	5.00	0.00	5.00	100.00%		0.00%	4.00					5.00	5.00	100.00%	0.00%	0.00%	
	Trumbull Corporation	Carpenter	80.00	0.00	15.75	19.69%	64.25	80.31%	67.25				12.75		12.75	15.94%	0.00%	0.00%	
		Cement Mason	1,755.50	0.00	189.00	10.77%	1,566.50	89.23%	1,755.50							0.00%	40.50	2.31%	
		Dockbuilder / Piledriver	16.00	0.00	8.00	50.00%	8.00	50.00%	16.00							0.00%	8.00	50.00%	
		Laborer	1,251.50	0.00	346.50	27.69%	905.00	72.31%	1,184.00				67.50	67.50	67.50	5.39%	67.50	5.39%	
		Operator	8,186.00	0.00	1,755.00	21.44%	6,026.50	73.62%	4,324.00	1,070.50	370.00		1,938.50	853.00	2,791.50	34.10%	592.00	7.23%	
		Truck Driver	6,352.50	0.00	361.50	5.69%	5,991.00	94.31%	5,760.00				222.50	592.50	592.50	9.33%	723.00	11.38%	
		Laborer	781.00	0.00	16.00	2.05%	765.00	97.95%	781.00							0.00%	25.00	3.20%	
	Work Zone Contractors, LLC	Laborer	744.50	0.00	644.50	86.57%	100.00	13.43%	512.00				232.50		232.50	31.23%	27.00	3.63%	
	Zone Stripping, Inc.	Laborer	133.50	0.00	133.50	100.00%		0.00%	123.00					10.50	10.50	7.87%		0.00%	
			24,699.75	310.00	16,434.50	66.54%	8,132.25	32.92%	16,738.75	4,192.00	0.00	0.00	2,612.50	1,156.50	3,769.00	15.26%	968.50	3.97%	0.00%
T-668A TRUMBULL 2 - New Jersey SFB Replacement Project	ABC Construction Co., Inc.	Truck Driver	4,467.25	0.00	280.50	6.28%	4,186.75	93.72%	4,451.25					16.00	16.00	0.36%		0.00%	
	Alliance Landscaping, Inc.	Heavy & General Laborers	431.00	0.00	431.00	100.00%		0.00%	327.00					104.00	104.00	24.13%		0.00%	
	Amour & Sons Electric, Inc.	Electrician	197.00	0.00		0.00%	197.00	100.00%	197.00							0.00%		0.00%	
	Delta Line Construction Co.	Electrician	1,290.50	0.00	960.50	74.43%	330.00	25.57%	1,290.50							0.00%		0.00%	
		Heavy & General Laborers	1,504.00	283.00	1,504.00	100.00%		0.00%	1,504.00							0.00%		0.00%	
		Operating Engineer	650.00	0.00	650.00	100.00%		0.00%	650.00							0.00%		0.00%	
		Truck Driver	562.00	0.00	550.00	97.86%	12.00	2.14%	562.00							0.00%		0.00%	
	LB Construction Enterprises, Inc.	Ironworker	325.00	0.00	190.00	58.46%	109.00	33.54%	190.00				39.00	96.00	135.00	41.54%		0.00%	
	Stavola Contracting Company	Asphalt Laborers	275.00	0.00	247.50	90.00%	27.50	10.00%	137.00				110.50	27.50	138.00	50.18%	69.00	25.09%	
		Operating Engineer	92.50	0.00	65.00	70.27%	27.50	29.73%	92.50							0.00%		0.00%	
	Trumbull Corporation	Carpenter	91.50	0.00	91.50	100.00%		0.00%	91.50							0.00%	16.00	17.49%	
		Heavy & General Laborers	5,790.50	0.00	4,251.50	73.42%	1,539.00	26.58%	1,874.50	2,818.00			713.00	385.00	1,098.00	18.96%	671.50	11.60%	
		Operating Engineer	6,332.50	27.00	4,761.00	75.18%	1,481.00	23.39%	4,555.50	1,374.00			312.50	90.50	403.00	6.36%	179.00	2.83%	
	W.R. Burnett, Inc.	Truck Driver	536.00	0.00	519.50	96.92%		0.00%	116.50					419.50	419.50	78.26%		0.00%	
	Work Zone Contractors, LLC	Truck Driver	1,391.00	0.00	1,168.50	84.00%	222.50	16.00%					1,391.00		1,391.00	100.00%		0.00%	
		Heavy & General Laborers	528.00	0.00	528.00	100.00%		0.00%	481.50				46.50		46.50	8.81%	33.00	6.25%	
	Laborer	187.00	0.00	187.00	100.00%		0.00%	187.00								0.00%		0.00%	
	Zone Stripping, Inc.	Painter	49.00	0.00	49.00	100.00%		0.00%	31.00					18.00	18.00	36.73%		0.00%	

WORKFORCE UTILIZATION REPORTING

Trade, Ethnicity & Gender

From 07/01/2014 through 08/31/2017

Project Name	Company Name	Trade Description	Total Hours Worked	Total Apprentices	NJ	NJ %	PA	PA %	Caucasian /White	Other	American Indian	Asian Pacific Islander	Black/ African American	Latino / Hispanic	Total Minorities	Minority %	Women %	New Hires
T-508A BRACY - I-78 Maintenance Garage Expansion at I-78 PA Welcome Center / Maintenance Facility	Abbey Road Control Inc.	Laborer	305.25	0.00		0.00%	305.25	100.00%		305.25								
	Ankiewicz Enterprises Inc.	Laborer	410.50	0.00		0.00%	410.50	100.00%		410.50							128.75	42.18%
	Bracy Construction Inc	Operating Engineer	50.00	0.00		0.00%	50.00	100.00%		50.00							0.00%	0.00%
		Carpenter	1,044.50	0.00	93.00	8.90%	951.50	91.10%		1,044.50							0.00%	0.00%
	Laborer		973.00	0.00	400.00	41.11%	573.00	58.89%		973.00							0.00%	0.00%
		Operating Engineer	4.00	0.00		0.00%	4.00	100.00%		4.00							0.00%	0.00%
	Bridgwood Tile & Stone	Tile Finisher	6.00	0.00		0.00%	6.00	100.00%		6.00							0.00%	0.00%
		Bricklayer, Stone Mason	88.00	0.00		0.00%	88.00	100.00%	88.00								0.00%	0.00%
	Central II, Inc.	Electrician	27.50	0.00		0.00%	27.50	100.00%	20.50	7.00							0.00%	0.00%
	Comprehensive Fire Technologies, Inc.	Sprinkler Fitter	8.00	0.00		0.00%	8.00	100.00%	6.00	2.00							0.00%	0.00%
	Crowley Lighting Protection, Inc.	Electrician	56.00	0.00		0.00%			56.00								0.00%	0.00%
		Laborer	78.00	0.00		0.00%	78.00	100.00%	78.00								0.00%	0.00%
	Diamond Decorating, Inc.	Plumber	570.50	0.00		0.00%	570.50	100.00%	570.50								0.00%	0.00%
		Painter	516.00	436.00		0.00%	516.00	100.00%		516.00							0.00%	0.00%
	Empire Wrecking Co of Reading PA	Heavy & General Laborers	125.00	0.00		0.00%	125.00	100.00%	7.00	118.00							0.00%	0.00%
		Laborer	373.50	0.00		0.00%	373.50	100.00%	164.50	209.00							0.00%	0.00%
	Entrance Systems Inc.	Glazier	38.50	0.00		0.00%	38.50	100.00%		38.50							0.00%	0.00%
	Fox Quality Roofing, LLC	Carpenter	11.50	0.00		0.00%	11.50	100.00%	11.50								0.00%	0.00%
		Laborer	515.25	0.00	504.75	97.96%	0.00%	0.00%	515.25								0.00%	0.00%
	Gaver Industries, Inc.	Asphalt Laborers	2,391.75	0.00		0.00%	2,340.50	93.68%	2,391.75								0.00%	0.00%
		D/B/A Barker & Barker	Operating Engineer	45.00	0.00		0.00%	45.00	100.00%		45.00						0.00%	0.00%
	Pavine	Truck Driver	137.50	0.00		0.00%	137.50	100.00%		137.50							0.00%	0.00%
	Jarrett Mechanical Insulation	Heat & Frost Insulator	10.75	0.00		0.00%	10.75	100.00%		10.75							0.00%	0.00%
	Jaydor Co., (A Corp.)	Laborer	21.00	0.00		0.00%	21.00	100.00%		21.00							0.00%	0.00%
		Millwright	35.00	0.00		0.00%	35.00	100.00%	35.00								0.00%	0.00%
	Michael Wallander	Laborer	35.00	0.00		0.00%	35.00	100.00%	35.00								0.00%	0.00%
		Plumber	17.00	0.00		0.00%	17.00	100.00%		17.00							0.00%	0.00%
	Palma Inc	Bricklayer, Stone Mason	115.50	0.00		0.00%	115.50	100.00%		115.50							0.00%	0.00%
Cement Mason		14.00	0.00		0.00%	14.00	100.00%		14.00							0.00%	0.00%	
Laborer		84.00	0.00		0.00%	84.00	100.00%		84.00							0.00%	0.00%	
		162.00	0.00	10.00	6.17%	152.00	93.83%									0.00%	0.00%	
Robert Ott	Laborer	612.00	0.00		0.00%	612.00	100.00%	612.00								0.00%	0.00%	
	Bricklayer, Stone Mason	52.00	0.00		0.00%	52.00	100.00%	21.00						31.00	31.00	59.62%	0.00%	
Rubright Construction, Inc.	Carpenter	317.50	0.00		0.00%	317.50	100.00%	237.50	78.00					2.00	2.00	0.63%	0.00%	
	Cement Mason	63.00	0.00		0.00%	63.00	100.00%	4.00	6.50					52.50	52.50	83.33%	0.00%	
Ironworker		767.08	0.00		0.00%	767.08	100.00%	437.58	263.50					66.00	66.00	8.60%	0.00%	
	Laborer	1,343.50	0.00		0.00%	1,343.50	100.00%	726.50	414.50					202.50	202.50	15.07%	0.00%	
Operating Engineer		149.50	0.00		0.00%	149.50	100.00%	117.50	32.00							0.00%	0.00%	
	Truck Driver	130.00	0.00		0.00%	130.00	100.00%	126.50	3.50							0.00%	0.00%	
Steel Fab Enterprises LLC	Ironworker	561.50	0.00		0.00%	561.50	100.00%	453.00	45.00					63.50	63.50	11.31%	0.00%	


WORKFORCE UTILIZATION REPORTING

Trade, Ethnicity & Gender

From 07/01/2014 through 08/31/2017

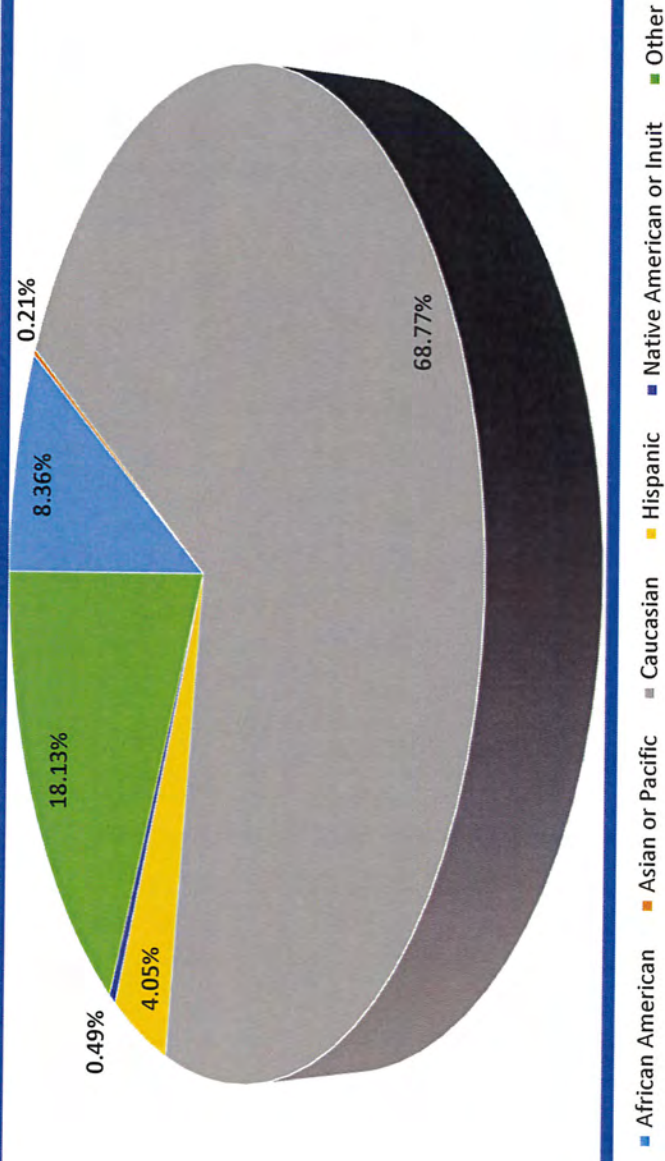
Project Name	Company Name	Trade Description	Total Hours Worked	Total Apprentice	NJ	NJ %	PA	PA %	Caucasian /White	Other	American Indian	Asian Pacific Islander	Black/ African American	Latino / Hispanic	Total Minorities	Minority %	Women	Women %	New Hires
DB-540A TRANSORE - Electronic Toll Collection System Replacement - Design, Build & Maintain	Steven Smith	Laborer	87.50	0.00		0.00%	87.50	100.00%	87.50							0.00%		0.00%	
	Supreme Ceilings, Inc.	Plumber	557.00	0.00		0.00%	557.00	100.00%	557.00							0.00%		0.00%	
	T. A. Silfies Masonry, LLC.	Carpenter	229.00	0.00		0.00%	229.00	100.00%		229.00						0.00%		0.00%	
		Bricklayer	30.25	0.00		0.00%	30.25	100.00%						30.25	30.25	100.00%		0.00%	
		Bricklayer, Stone Mason	2,072.25	0.00		0.00%	2,040.75	98.48%	1,930.75					141.50	141.50	6.83%		0.00%	
		Laborer	1,320.25	0.00		0.00%	1,291.00	97.78%	1,270.50					49.75	49.75	3.77%		0.00%	
	Terry O'Connor Jr.	Laborer	28.00	0.00		0.00%	28.00	100.00%	28.00							0.00%		0.00%	
		Plumber	183.50	0.00		0.00%	183.50	100.00%	183.50							0.00%		0.00%	
	Tradesmen International, LLC	Carpenter	119.00	0.00		0.00%	119.00	100.00%		119.00						0.00%		0.00%	
	Tri-County Mechanical, Inc.	Laborer	654.00	0.00		0.00%	561.00	85.78%	654.00							0.00%		0.00%	
		Pipefitter	1,362.00	0.00		0.00%	1,362.00	100.00%	1,362.00							0.00%		0.00%	
		Sheet Metal Worker	298.00	0.00		0.00%	298.00	100.00%	298.00							0.00%		0.00%	
	William Hoffert	Laborer	23.00	0.00		0.00%	23.00	100.00%		23.00						0.00%		0.00%	
		Plumber	162.50	0.00		0.00%	162.50	100.00%		162.50						0.00%		0.00%	
T-666A PKF MARK - SFB Replacement Project Construction for PA Noise Walls	Wind Gap Electric, Inc.	Electrician	3,598.00	970.00		0.00%	3,598.00	100.00%	1,789.00	1,809.00						0.00%		0.00%	
	YCP, Inc.	Laborer	197.75	0.00		0.00%	197.75	100.00%	197.75							0.00%		0.00%	
		Operating Engineer	39.00	0.00		0.00%	39.00	100.00%		39.00						0.00%		0.00%	
			2,040.00	0.00	108.00	5.29%	875.00	42.89%	321.00	631.50	0.00	158.00	674.00	255.50	1,087.50	53.31%	0.00	0.00%	0.00
	Jen Electric, Inc.	Electrician	48.00	0.00		100.00%		0.00%	48.00							0.00%		0.00%	
	Transcore, LLP	Electrician	787.50	0.00	48.00	0.00%	335.50	42.60%	202.50	187.50			231.00	166.50	397.50	50.48%		0.00%	
		Electricians & Tele-Communications	1,204.50	0.00	60.00	4.98%	539.50	44.79%	70.50	444.00		158.00	443.00	89.00	690.00	57.29%		0.00%	
		Installation Technician																	
			5,738.00	1.00	4,316.00	75.22%	1,413.00	24.63%	4,968.00	154.00	0.00	0.00	584.00	32.00	616.00	10.74%	241.50	4.21%	0.00%
	Green Valley Landscaping, Inc.	Landscape Laborer	138.00	0.00		0.00%	138.00	100.00%		138.00						0.00%		0.00%	
		Operator	16.00	0.00		0.00%	16.00	100.00%		16.00						0.00%		0.00%	
	PKF-Mark III, Inc.	Heavy & General Laborers	4,455.50	0.00	4,166.50	93.51%	289.00	6.49%	3,839.50				584.00	32.00	616.00	13.83%	241.50	5.42%	
		Operating Engineer	1,111.50	0.00	132.50	11.92%	970.00	87.27%	1,111.50							0.00%		0.00%	
	Work Zone Contractors, LLC	Heavy & General Laborers	17.00	1.00	17.00	100.00%		0.00%	17.00							0.00%		0.00%	

Workforce Utilization by Hours Worked



Workforce Utilization by Ethnicity

Total Hours



IDENTIFIED BUSINESS ENTERPRISES (IBE) PROGRAM OVERVIEW

The Delaware River Joint Toll Bridge Commission established an IBE Program (MBE/WBE/SBE/DBE/DsBE/VBE) with a Target of 25% for all Construction and Professional Services contracts awarded by the Commission effective July 1, 2014. To date, the Commission has awarded forty-one (41) contracts, with the IBE program requirements.

PROGRAM UPDATES

Contract Compliance Department (CCD):

The CCD ensures that all Elation System users (Primes and their Subcontractors and Subconsultants) register and activate an account in the Commission's Elation System for tracking Certified Payrolls and Payment Verification. The CCD works with Prime Contractors and Consultants and their Subcontractors and Subconsultants to become familiar with the Elation Systems and are able to successfully enter all required tracking information.

Professional Services & Construction Contracts (Payment Verification):

The CCD has confirmed and updated all Professional Services and Construction Contract information and payments in the Elation System. The CCD Director continues to monitor all Prime Contractor payments made to its IBE Subcontractors and Subconsultants in the Elation System. Currently, the CCD Director is monitoring a combined total of forty one (41) Consultant and Construction Contracts for payments towards meeting or exceeding the Commission's 25% IBE Target.

Construction Contracts (Workforce Utilization):

The Contract Compliance Department (CCD) is working vigorously to monitor all Certified Payroll reporting for Construction Contracts in the Elation System. Currently, the CCD Manager is monitoring seventeen (17) construction projects and (149 IBE Subcontractors) and has begun the groundwork for the recently awarded Scudder Falls Bridge Project.

M / W / SBE Monthly Report Summary

Combined Total Number of Contracts	77
Total Value of Open Contracts	\$36,935,550.63
Total Value of Completed Contracts	\$156,610,240.31
Combined Total Value of Contracts	\$193,545,790.94
Current Total Value of M/W/SBE Payments	\$25,098,916.43

OPEN M/W/SBE CONTRACTS					
MBE PROGRAM		WBE PROGRAM		SBE PROGRAM	
Total Contracts	5	Total Contracts	6	Total Contracts	5
Goal %	7.00%	Goal %	3.00%	Goal %	25.00%
Actual %	4.56%	Actual %	1.62%	Actual %	7.29%
Current Value	\$1,514,583.56	Current Value	\$556,217.96	Current Value	\$232,612.30

COMPLETED M/W/SBE CONTRACTS					
MBE PROGRAM		WBE PROGRAM		SBE PROGRAM	
Total Contracts	46	Total Contracts	46	Total Contracts	20
Goal %	7.00%	Goal %	3.00%	Goal %	25.00%
Actual %	8.77%	Actual %	5.69%	Actual %	19.39%
Total Value	\$11,702,579.34	Total Value	\$7,907,002.78	Total Value	\$3,185,920.49

M / W / SBE Monthly Report

OPEN M/W/SBE CONTRACTS

CONTRACT NO.	CONTRACTOR / CONSULTANT	CONTRACT AWARD VALUE	MBE GOAL 7.0 %	MBE VALUE	WBE GOAL 3.0 %	WBE VALUE	SBE GOAL 25.0 %	SBE VALUE
C-502A	AECOM Transportation	\$ 30,397,000.00	4.34%	\$ 1,319,428.97	1.54%	\$ 469,400.33		\$ -
C-628A	Dewberry	\$ 1,000,000.00	4.06%	\$ 40,585.66	4.88%	\$ 48,768.23	4.33%	\$ 43,294.17
C-627B	French & Parello	\$ 500,000.00		\$ -		\$ -		\$ -
C-629A	Hill International	\$ 300,000.00		\$ -		\$ -		\$ -
C-556A	Pennoni Associates	\$ 389,614.63		\$ -		\$ -	13.66%	\$ 40,993.70
TTS-634AR	J. Fletcher Cramer	\$ 896,808.00	8.35%	\$ 74,885.53	0.42%	\$ 3,755.75	12.88%	\$ 50,193.77
C-628B	Louis Berger Group	\$ 1,000,000.00		\$ -		\$ -		\$ -
C-549AR	Jacobs Engineering	\$ 452,128.00	7.91%	\$ 35,742.16	3.07%	\$ 13,866.11	7.56%	\$ 75,584.81
C-599A	McCormick & Taylor	\$ 1,000,000.00		\$ -	0.50%	\$ 5,000.00		\$ -
C-629B	Michael Baker	\$ 500,000.00		\$ -		\$ -	4.51%	\$ 22,545.85
C-621A	Rummel Klepper & Kahl	\$ 500,000.00	8.79%	\$ 43,941.24	3.09%	\$ 15,427.54		\$ -

M / W / SBE Monthly Report

COMPLETED M/W/SBE CONTRACTS

* Met or exceeded the target.								
CONTRACT NO.	CONTRACTOR / CONSULTANT	CONTRACT AWARD VALUE	MBE GOAL 7.0 %	MBE VALUE	WBE GOAL 3.0 %	WBE VALUE	SBE GOAL 25.0 %	SBE VALUE
DB-427B	A.P. Construction	\$ 4,356,866.00	10.00%	\$ 435,686.60	7.30%	\$ 318,051.22		\$ -
T/TS-573A	A.P. Construction	\$ 7,823,588.00	7.69%	\$ 601,633.92	4.92%	\$ 384,920.53		\$ -
T-440BR	A.P. Construction	\$ 4,608,295.33	11.70%	\$ 539,170.55	7.33%	\$ 337,788.05		\$ -
TTS-476A-2	A.P. Construction	\$ 3,511,153.06	7.20%	\$ 252,803.02	5.50%	\$ 193,113.42		\$ -
T-472A	Allied Painting	\$ 15,595,983.76	9.70%	\$ 1,512,810.42	15.00%	\$ 2,339,397.56		\$ -
C-443A	Ammann & Whitney	\$ 770,909.81	10.00%	\$ 77,090.98	14.00%	\$ 107,927.37		\$ -
C-445A	Ammann & Whitney	\$ 920,304.08	7.20%	\$ 66,261.89	3.20%	\$ 29,449.73		\$ -
T-474A	Bracy Contracting	\$ 2,660,000.00	6.05%	\$ 160,930.00	2.87%	\$ 76,342.00		\$ -
C-474A	Brinjac	\$ 287,603.87	8.00%	\$ 23,008.31	9.00%	\$ 25,884.35		\$ -
C-627A	Buchart Horn	\$ 132,374.35	0.00%	\$ -	0.00%	\$ -		\$ -
C-598A	Burns Group	\$ 408,272.00		\$ -		\$ -	8.00%	\$ 32,661.76
C-454A	Carroll Engineers	\$ 500,000.00	18.10%	\$ 90,500.00	5.90%	\$ 29,500.00		\$ -
C-543A	Cherry Weber	\$ 612,233.00		\$ -		\$ -	28.30%	\$ 173,261.94
C-639A	Cherry Weber	\$ 401,455.40	18.10%	\$ 72,663.43	5.90%	\$ 23,685.87		\$ -
T-498A	Cornell & Co.	\$ 1,999,015.22	9.30%	\$ 185,908.42	6.30%	\$ 125,937.96		\$ -
T-554A	Dayspring Electric	\$ 232,117.66	0.00%	\$ -	0.00%	\$ -		\$ -
C-454B	French & Parello	\$ 500,000.00		\$ -		\$ -	17.00%	\$ 85,000.00
C-453A	Gannett Fleming	\$ 1,000,000.00	5.33%	\$ 53,300.00	0.87%	\$ 8,700.00		\$ -
C-598B	Gannett Fleming	\$ 367,353.90		\$ -		\$ -	8.95%	\$ 32,878.17
C-566A	Greenman Pedersen	\$ 350,675.02	9.54%	\$ 33,464.64	0.83%	\$ 2,924.37		\$ -
C-599B	Greenman Pedersen	\$ 1,000,000.00		\$ -		\$ -	4.00%	\$ 40,000.00
CM-437A	Greenman Pedersen	\$ 2,559,020.59		\$ -		\$ -	19.50%	\$ 499,009.02
CM-440B	Greenman Pedersen	\$ 753,336.71		\$ -		\$ -	17.64%	\$ 132,888.60
T-441A	H & G Contractors	\$ 1,586,698.00	6.60%	\$ 104,722.07	1.57%	\$ 24,911.16		\$ -
C-530A	Hill International	\$ 400,000.00	2.50%	\$ 10,000.00	0.00%	\$ -		\$ -
CM-427B	Hill International	\$ 629,749.00		\$ -		\$ -	13.60%	\$ 85,645.86
CM-447B	Hill International	\$ 973,401.52	4.10%	\$ 39,909.46	2.10%	\$ 20,441.43		\$ -
CM-442A	Hill International	\$ 319,826.73		\$ -		\$ -	25.14%	\$ 80,404.44
CM-573A	Hill International	\$ 1,038,384.48	6.20%	\$ 64,379.84	5.80%	\$ 60,226.30		\$ -
T-506A	HRI	\$ 13,727,411.69	7.17%	\$ 984,255.42	2.91%	\$ 399,467.68		\$ -
TS-505A	IEW	\$ 661,352.00	55.00%	\$ 363,743.60	8.93%	\$ 59,058.73		\$ -
DB-563A	J. Fletcher Creamer	\$ 1,283,717.00	15.00%	\$ 192,557.55	4.00%	\$ 51,348.68		\$ -
T-437A	J.D. Eckman	\$ 24,412,321.90	7.48%	\$ 1,826,041.68	3.04%	\$ 742,134.59		\$ -
TS-442A	James A. Anderson	\$ 2,149,268.62	6.30%	\$ 135,403.92	1.30%	\$ 27,940.49		\$ -
TS-443A	James A. Anderson	\$ 2,461,975.00	0.00%	\$ -	6.10%	\$ 150,180.48		\$ -
T-543A	James D. Morrissey	\$ 6,683,640.40	4.80%	\$ 320,814.74	8.64%	\$ 577,466.53		\$ -
CM-444A	JMT	\$ 905,196.00	9.50%	\$ 85,993.62	2.80%	\$ 25,345.49		\$ -
CM-506A	JMT	\$ 1,459,000.00	7.65%	\$ 111,613.50	2.40%	\$ 35,016.00		\$ -
CM-543A	JMT	\$ 752,729.58		\$ -		\$ -	30.60%	\$ 230,335.25
C-506A	KS Engineers	\$ 1,156,622.33	63.38%	\$ 733,067.23	13.44%	\$ 155,450.04		\$ -
TTS-476A-1	Kyle Conti	\$ 4,128,641.00	0.09%	\$ 3,715.78	9.00%	\$ 371,577.69		\$ -
DB-562A	M.L. Ruberton	\$ 344,492.68	8.30%	\$ 28,592.89	3.80%	\$ 13,090.72		\$ -
T-475A	Miniscalco	\$ 68,229.51	2.25%	\$ 1,535.16	1.20%	\$ 818.75		\$ -
TS-445A	Neshaminy Contractors	\$ 6,285,926.10	16.90%	\$ 1,062,321.51	2.70%	\$ 169,720.00		\$ -

M / W / SBE Monthly Report

COMPLETED M/W/SBE CONTRACTS

* Met or exceeded the target.								
CONTRACT NO.	CONTRACTOR / CONSULTANT	CONTRACT AWARD VALUE	MBE GOAL 7.0 %	MBE VALUE	WBE GOAL 3.0 %	WBE VALUE	SBE GOAL 25.0 %	SBE VALUE
TS-447B	Neshaminy Contractors	\$ 8,955,586.24	8.60%	\$ 770,180.42	2.58%	\$ 231,054.12		\$ -
C-437B	Parsons Brinkerhoff	\$ 2,254,674.00		\$ -		\$ -	22.54%	\$ 508,203.52
C-437A	Pennoni Associates	\$ 764,181.39		\$ -		\$ -	24.00%	\$ 183,403.53
C-455B	Remington & Vernick	\$ 400,000.00		\$ -		\$ -	2.49%	\$ 9,960.00
TS-444A	Road-Con	\$ 7,814,850.68	4.87%	\$ 380,583.23	0.31%	\$ 24,226.04		\$ -
T-639A	Road-Con	\$ 3,324,313.00	0.00%	\$ -	13.90%	\$ 462,079.51		\$ -
T-624A	Sparwick	\$ 874,601.00	7.60%	\$ 66,469.68	0.75%	\$ 6,559.51		\$ -
C-440B	Stantec	\$ 728,011.79	4.75%	\$ 34,580.56	2.80%	\$ 20,384.33		\$ -
C-440A	Stantec	\$ 405,011.03	4.80%	\$ 19,440.53	6.60%	\$ 26,730.73		\$ -
C-600A	STV	\$ 800,000.00		\$ -		\$ -	12.60%	\$ 100,800.00
CM-472A	STV	\$ 1,728,385.40		\$ -		\$ -	23.80%	\$ 411,355.73
CM-474A	STV	\$ 291,172.17	0.00%	\$ -	0.00%	\$ -		\$ -
C-538A	STV	\$ 500,000.00	1.25%	\$ 6,250.00	31.20%	\$ 156,000.00		\$ -
CM-443A	STV	\$ 204,152.63	16.75%	\$ 34,195.57	11.00%	\$ 22,456.79		\$ -
CM-445A	STV	\$ 682,064.44		\$ -		\$ -	26.00%	\$ 177,336.75
CM-498A	STV	\$ 571,665.66	12.00%	\$ 68,599.88	2.40%	\$ 13,719.98		\$ -
C-453B	T & M Associates	\$ 1,000,000.00		\$ -		\$ -	18.90%	\$ 189,000.00
C-07-11	Transystems	\$ 747,493.55		\$ -		\$ -	21.05%	\$ 157,347.39
C-447B	Transystems	\$ 666,016.64	8.00%	\$ 53,281.33	2.00%	\$ 13,320.33		\$ -
CM-476A	Trumbull	\$ 699,250.00	13.60%	\$ 95,098.00	6.10%	\$ 42,654.25		\$ -
C-505A	Urban Engineers	\$ 154,598.70		\$ -		\$ -	36.50%	\$ 56,428.53
C-539A	URS Corporation	\$ 265,070.69		\$ -		\$ -	0.00%	\$ -

DELAWARE RIVER JOINT TOLL BRIDGE COMMISSION

Meeting of September 25, 2017

COMMUNICATIONS

The following Pages reflect the reports on those items assigned to the Communications Department. Each item is reported separately and page numbered accordingly.

DELAWARE RIVER JOINT TOLL BRIDGE COMMISSION

Meeting of September 25, 2017

**OPERATIONS INDEX
FOR
COMMUNICATIONS**

SUBJECT	DESCRIPTION	PAGE NUMBER
Communications	Status Report Month of July/August	1-7

DELAWARE RIVER JOINT TOLL BRIDGE COMMISSION
Meeting of September 25, 2017

COMMUNICATIONS REPORT
July 2017

- **COMMISSION AWARENESS EFFORTS:**

Scudder Falls Bridge Replacement Project– A weekly regimen of travel alerts and construction activities has been established. This includes the following measures: end-of-week-travel press releases/travel advisories sent to area news outlets and posted on the DRJTBC website and the Scudder Falls project website; home page posting of the approaching week's travel lane restrictions and construction tasks; occasional construction updates in the weekly press release; and posting of I-95 lane closures on the 511 travel alert system. Made a variety of other updates and corrections to the project website over the course of the month. Edited or vetted responses to various phone and email inquiries submitted to the project public involvement team.

Annual Report for 2016 – Conducted substantial research for feature article on the free bridge movement that sprang up in the Delaware River region during the early 20th century. This movement eventually led to the creation of the Joint Commission for Elimination of Toll Bridge – Pennsylvania-New Jersey, the predecessor agency to the Delaware River Joint Toll Bridge Commission. The Joint Commission's first meetings were held in 1916. The article will be a featured element of the next annual report, the first in a series of 100th anniversary articles planned for coming annual report editions.

New Project Pages for Website – Drafted and vetted texts for two new project webpages on the Commission website. The pages are to be created in August and concern the I-78 Bridges and Approach Slabs Rehabilitation Project and the Lower Trenton Toll-Supported Bridge Sign Lighting Replacement Project. Also identified and secured visual content for the new web pages.

- **MEDIA RELATIONS:**

Hot Topics: Easton-Phillipsburg toll plaza collection system equipment installation and potential travel impacts; article on ways to cross the Delaware River; southbound travel shift implementation along I-95 after Scudder Falls Bridge; I-78 crash blocks three lanes; article on Emily Roebling of bridge-building family; Upper Black Eddy history; legal notices on Commission RFP for employee/retiree med and prescription benefits; interview with Chairman Michael Lavery; infrastructure projects in US includes Scudder Falls; tractor trailer overturns on I-78 ramp; Washington Crossing historical park centennial; Lambertville power outage; June construction includes Scudder Falls mention; Scudder Falls project construction advances; Allentown mayor indicted; Scudder Falls lane shift delayed; exploring Delaware River's forgotten islands; Rep. Warren seeks to address Yardley and Lower Makefield truck traffic; asphalt paving systems mentions DRJTBC; Inquirer Q&A on tolling; onset of new PA toll scofflaw law nears.

DELAWARE RIVER JOINT TOLL BRIDGE COMMISSION
Meeting of September 25, 2017

- **COMMUNITY AFFAIRS:** (Please refer to Community Affairs report)
Edited various draft communications.

INTERNAL/EXTERNAL COMMUNICATIONS

- The Commission website recorded 10,625 sessions (visits) in July. This reflects a slight decrease from June, when 10,630 sessions were recorded and a decrease from July 2016, when there were 13,859 sessions (former website).
- Issued eight press releases/travel advisories in June. All of these applied to the Scudder Falls project:
 - Travel advisory for week of 7/9
 - Establishment of Lane Shift
 - Travel advisory for week of 7/16
 - Overnight closures of I-95/Route 29 exit ramp
 - Restrictions on superloads and certain other permit loads
 - Travel advisory for week of 7/23
 - PA I-95 Lane Shift rescheduled to July 31
 - Travel advisory for week of 7/30.
- Coordinated television news crew access for report advancing public awareness of impending toll lane closures at Easton-Phillipsburg (Route 22) Toll Bridge.
- Knowlton Fire Department inquiry regarding E-ZPass referred to Jodee Inscho and Yvonne Kushner.
- Processed various Bellevue billings.
- Handled Transcom call regarding impending lane closures scheduled for Scudder Falls Bridge Replacement Project.
- Responded to phone inquiry from Bob Kent, who handles community affairs for PennDOT District 6. The agency is repaving its portion of I-95 south of the Scudder Falls Bridge Replacement Project construction area. The work is unrelated to the DRJTBC project.
- Reviewed and enhanced news clipping packets for February, March, April and May, forwarding the completed packets to Kim Shipp for posting on the internal website.
- Made weekly visits to various Scudder Falls Bridge construction areas and took photographs.
- Facilitated an off-hours response to out-of-state trucker with a permit load needing to cross a Commission bridge.
- Referred to engineering a public inquiry on obscured/dubiously placed Scudder Falls Bridge project signs along Taylorsville Road in Lower Makefield.
- Responded to website inquiry regarding Commission's old toll tokens.
- Responded to motorist inquiry regarding the Delaware Memorial Bridge and the correct agency responsible for that structure.
- Posted NJ511 alert for protracted travel delays due to driver fatality along I-78,
- Drafted/distributed/posted truck dimensions/weight limits advisory for Scudder Falls Bridge project.

DELAWARE RIVER JOINT TOLL BRIDGE COMMISSION
Meeting of September 25, 2017

- Conducted phone interview with Calkins newspapers reporter Paul Barlyn regarding the Scudder Falls project and later responded to various email inquiries from this reporter.
- Addressed calls from senior citizens regarding impending lane closures and interchange/exit ramp impacts for the Scudder Falls project.
- Responded to Ewing resident's phone call regarding jackhammering near his home; work was due to an NJ DOT project on Route 29 unrelated to the Scudder Falls construction.
- Discussed potential future bridge history presentation with member of the Trenton Women's Club; scheduled the presentation for November.
- Conducted research on original I-78 construction and forwarded documentation to Chris Harney in the engineering department.
- Assisted Department of Administration in the posting of an RFP and related addenda content.
- Participated in WCB-AM radio news interview about the Scudder Falls Bridge Replacement Project.
- Attended plan review session for the new administration building at Scudder Falls.
- Drafted congratulatory letter for new chairwoman of the Pennsylvania Turnpike.
- Attended coordination meeting on designating as I-295 the I-95 segment from Lawrence, NJ to the new PA Turnpike interchange in Pennsylvania.
- Revised the drop-down menu for the Doing Business section on the website as per engineering request.
- Provided all 2016 I-78 project releases to Alex Styer for annual report article.
- Drafted response to Wall Street Journal reporter's inquiry on I-95; appears to be a multi-state examination of the busy East Coast interstate highway.
- Conducted research on David J. Goldberg, former DRJTBC commissioner and special legal counsel on 1984-87 Compact revisions.
- Drafted response to West Amwell resident seeking reduced toll crossings at the NH-LTB.
- Fielded call from Pennsylvania Department of Banking & Securities.

DELAWARE RIVER JOINT TOLL BRIDGE COMMISSION
Meeting of September 25, 2017

COMMUNICATIONS REPORT
August 2017

- **COMMISSION AWARENESS EFFORTS:**

NJ's Delaware & Raritan Canal Towpath Closure Notifications – Worked with Community Affairs in raising public awareness of an impending 10-day closure of a roughly 1,000-foot segment of the D&R Canal towpath in the vicinity of the Scudder Falls Bridge. Drafted, distributed and posted advisory on the impending closure. Added alert notice on Commission website. Placed and distributed official closure notices designed by Community Affairs and printed/laminated by the NH-L reproduction shop. Postings along the towpath were at entry points from Lambertville to the north and Trenton to the south. Additional notices were provided to bicycle shops in relative proximity to the towpath. Finally, the press release/travel advisory was provided to canal/greenway organizations and bicycle groups in PA and NJ. The effort did generate some weekly newspaper coverage and web postings. Accordingly, no public inquiries or complaints were received during the closure period.

Create New Web Pages for Upcoming I-78 and Lower Trenton Projects – Worked with Samir Marfatia of website consulting firm, Stokes Creative Group – to design and install content for two new DRJTBC website pages, one of the I-78 Bridges & Approach Slabs Rehabilitation Project and the other for the Lower Trenton Bridge Sign Lighting Replacement Project. Materials pertained to project overviews, background, schedule, photographs and other images, scope of work, and travel impacts. This will be standard makeup for all subsequent project pages. The URL friendly addresses for each page are included in travel alerts, press releases and any other communications.

Scudder Falls Bridge Replacement Project – Continued the weekly regimen of travel alerts and construction activities involving press releases/travel advisories sent to area news outlets, posted on the Commission and project websites, and shared on Facebook pages serving Ewing and Lower Makefield; home page postings of the approaching week's travel lane restrictions and construction tasks; and posting of I-95 lane closures on the 511 travel alert system. Made various other updates and corrections to the project website during the month. Edited or vetted responses to various phone and email inquiries submitted to the project public involvement team. Removed detour map posted in July on project website for the NJ Route 175/River Road overnight closure periods. Made weekly project site visits.

Annual Report for 2016 – Continued research, organization and writing of feature article on the free bridge movement that sprang up in the Delaware River region during the early 20th century. Initiated work on other articles.

DELAWARE RIVER JOINT TOLL BRIDGE COMMISSION
Meeting of September 25, 2017

- **MEDIA RELATIONS:**

Hot Topics: Northampton Street Bridge figures in soon-to-be-released Phillipsburg promotional documentary; wine on the waterfront pictures Washington Crossing Bridge; Centre Bridge article; Commission employee Julio Guridy mentioned in Allentown mayor articles; Delaware Canal hike to highlight five bridges; PA I-95 traffic shift in place for Scudder Falls project; Lower Trenton Bridge photo; DaVinci Science City rendering has Easton-Phillipsburg Toll Bridge; 15-month I-78 project starting; eclipse photo over Northampton Street Bridge; D&R canal towpath closure; Commission spokesman Pete Peterson nearly drowns; NJDOT project to close Route 22 lane in Phillipsburg for months; Labor Day weekend travel updates; mural needs facelift; DWI checkpoints for Labor Day weekend; bridges to history, nature, and romance (Route 1 weekly); PA steel used in Tappan Zee and Scudder Falls projects; Dodge report showing June construction decline mentions scudder Falls.

- **COMMUNITY AFFAIRS:** (Please refer to Community Affairs report)

Edited various draft communications. Made changes in notice of D&R canal towpath segment closure that is needed to ensure public safety near Scudder Falls project work.

INTERNAL/EXTERNAL COMMUNICATIONS

- The Commission website recorded 11,334 sessions (visits) in July. This reflects an increase over July when 10,625 sessions were recorded and a decrease from August 2016, when there were 14,916 sessions (former website) during a month that the Commission was conducting extensive toll hearings throughout the jurisdiction.
- Issued 11 press releases/travel advisories in July. The preponderance applied to the Scudder Falls project:
 - Canal towpath to reopen
 - Project lane closures suspended for Labor Day weekend
 - Travel advisory for week of 8/27
 - 10-day D&R Canal towpath closure
 - Travel advisory for week of 8/20
 - Travel advisory for week of 8/13
 - Travel advisory for week of 8/6
- Other releases for the month were:
 - I-78 lane closures suspended for Labor Day weekend
 - Lane closures scheduled along I-78 week of 8/27
 - Trenton Makes sign replacement project start
 - I-78 project construction to start
- Attend Lehigh Valley Freight Advisory Committee meeting.
- Responded to Lower Makefield resident – Michelle Wexler – regarding dubious claim that current stage of Scudder Falls Bridge construction was causing house shaking three miles away (on other side of Yardley boro). Noise appears to be freight trains passing through town nearby during overnight hours.

DELAWARE RIVER JOINT TOLL BRIDGE COMMISSION
Meeting of September 25, 2017

- Posted addendum for upcoming engineering procurement.
- Saw a Facebook post on Milford-Montague Toll Bridge customer – Morgan Ruby Keller -- who was issued a toll violation on a recent transaction. Worked with Sean Hill, Yvonne Kushner and District 3 to resolve the issue to the customer's satisfaction.
- Renewed Trenton Times online subscription.
- Forwarded various Facebook comment strings to respective project teams and/or Commission executives.
- Scheduled meeting with Tom Sexton of Rails to Trails Conservancy regarding June 2018 bike ride along one or both canal towpaths, which will necessitate coordination with Scudder Falls Bridge project construction. Attended subsequent meeting at the Trenton-Morrisville administration building. Gave Mr. Sexton a vehicular tour of how the towpath intersects the project area and other prospective bike travel alternatives.
- Received phone call from Pennington pickup-and-trailer owner who is being overcharged on the new electronic toll system; working with operations and E-ZPass department to resolve the issue and provide the customer with a credit or refund.
- Provide permit modification info to Justin Bowers.
- Discussed Bridge Street, Morrisville tree situation with Chris Harney of the engineering department.
- Updated cashless tolling section of the Scudder Falls Bridge Replacement Project website.
- Posted addendums for post-65 medical/prescription benefits RFP; requested expanded CMS access for Shawnda Bolden.
- Identified and added safe driving videos for I-78 project webpage with assistance from Samir Marfatia of website consultants Stokes CG; drafted introductory text for this additional page.
- Attended status update meeting on potential lease for old bridge tender's house in Lumberville, PA.
- Provided response to Ohio Turnpike inquiry (Meghan Gallagher) regarding the DRJTBC's status and non-affiliation with state DOTs.
- Responded to Senator Shirley Turner's office inquiry concerning a constituent issue with the Scudder Falls Bridge project land clearing and a NJDOT fence.
- Added DRJTBC alert and Scudder Falls project home page advisory on truck size limits in the construction area along I-95.
- Added updated map of the completed Scudder Falls Replacement Bridge and adjoining interchanges to the project website; this also involved removal of a prior map developed for the December 2015/March 2016 project open houses.
- Vetted canal towpath closure notice with acting park superintendent and received permission to place the notice on canal towpath right of way.
- Handled phone call from Stokes CG regarding the firm's potential interest in a video on the Lower Trenton sign lighting replacement work; relayed that the project is brief and the video could raise cost and propriety issues.

DELAWARE RIVER JOINT TOLL BRIDGE COMMISSION
Meeting of September 25, 2017

- Discussed potential interest in arranging future bridge-access permission for photographer Dave Frieder who has gained notoriety for dramatic images of New York City-region bridges and architecture.
- Corrected E-P administration building mailing address on website's job opportunities page.
- Fielded phone call from Jersey Matters TV program regarding the Lower Trenton sign project work.
- Sought correction on erroneous online headline that Calkins publications posted regarding the upcoming D&R canal towpath closure; headline gave the false impression the closed towpath segment would be on the Pennsylvania side of the Scudder Falls Bridge.
- Responded to HART commuter information service inquiry on the I-78 project.
- Provided clipping on Lower Trenton Bridge history to researcher Frank Griggs.
- Forwarded Pantone color values to NH-L assistant maintenance foreman Rick Slack for purposes of buying paint to be used in painting of state line and logo at the Centre Bridge-Stockton Bridge and elsewhere.
- Drafted Labor Day weekend lane closure moratorium releases for the Scudder Falls and I-78 projects.
- Drafted D&R canal towpath reopening release.

DELAWARE RIVER JOINT TOLL BRIDGE COMMISSION

Meeting of September 25, 2017

**OPERATIONS INDEX
FOR
COMMUNITY AFFAIRS**

SUBJECT	DESCRIPTION	PAGE NUMBER
Community Affairs	Status Report Month of July/August	1-2

DELAWARE RIVER JOINT TOLL BRIDGE COMMISSION
Meeting of September 25, 2017

Community Affairs Report

July/August 2017

The following Community Affairs activity took place during July and August 2017:

Scudder Falls Public Involvement

Attended project status meeting.

Assisted in review and response to messages received via the Commission and Scudder Falls project websites, as appropriate. Questions and concerns included removal of DOT property fence at Interstate 95 and River Road, and sight distance issue at the corner of Woodside and River Roads. Several emails and phone calls from Lower Makefield residents along Interstate 95 south of our project area, mistaking the overnight PennDOT re-paving project as part of the bridge project. Referred them to the proper PennDOT office, as per PennDOT official.

Created notice posters for the temporary closure of the Delaware and Raritan Canal towpath.

I-78 Bridges and Approach Slabs Rehabilitation Project

Attended project status meeting on the Interstate 78 bridges and approach slabs rehabilitation project. Received phone call from Warren County Engineer's office, expressing concern that New Jersey Department of Transportation is beginning a project on Route 22 at the same time, detouring truck traffic to I-78. County officials and the Phillipsburg mayor are concerned about the impact on local roads by those wishing to avoid the highways. Responded that I-78 has the capacity to accommodate any additional truck traffic from Route 22. There has been no measurable traffic issues during the first weeks of the projects.

Easton-Phillipsburg events

Events in the Northampton Street Toll Supported Bridge area continue to require attention and interaction with town officials and neighboring property owners to address matters of traffic, overweight turn-arounds and sign placement.

Met with new Phillipsburg Recreation Director Kelly Sheedy and District II Superintendent James Shelley to discuss Commission policies and procedures for town events involving Commission property and to ask for advance notification of any event that might impact bridge traffic.

DELAWARE RIVER JOINT TOLL BRIDGE COMMISSION
Meeting of September 25, 2017

Attended meeting with Operations and Security, Safety and Training personnel in advance of Easton Heritage Days and fireworks celebration. Traffic and notification plan were followed, with no adverse issues.

Easton homeless encampment

Attended meeting with Operations and Security, Safety and Training personnel to discuss homeless encampment on Commission property, north of the Northampton Street Toll Supported Bridge. SS&T personnel cleared the area earlier in the summer and regularly monitor the area. Measures to discourage encampment were discussed, including possible installation of fencing and clearing of vegetation. SS&T personnel have included representatives from Safe Harbor, a homeless shelter in Easton, in the process.

Morrisville request

Received email from Morrisville Borough Councilwoman Kronnagel, requesting removal of two trees at the approach of the Lower Trenton Toll Supported Bridge. Referred request to Engineering, which advised that the tree closer to the bridge is in good health and will not be removed. The tree closer to Delmorr Avenue does have a dead limb that may need to be removed. Referred to District I Superintendent for maintenance to address.

Councilwoman Kronnagel also has a group interested in painting a mural on bridge property. I will be meeting with her to discuss further and get more information.

Commission Newsletter

Developed content for the summer River Currents newsletter, to be completed and distributed first week of September.

Miscellaneous Community Affairs

Responded to various requests, including whether bicycles are allowed on the I-78 bridge and an overnight parking request at the Scudder Falls Park and Ride lot.

DELAWARE RIVER JOINT TOLL BRIDGE COMMISSION

Meeting of September 25, 2017

ENGINEERING

The following Pages reflect the reports on those items assigned to the Engineering Department. Each item is reported separately and page numbered accordingly.

DELAWARE RIVER JOINT TOLL BRIDGE COMMISSION

Meeting of September 25, 2017 PROJECT STATUS REPORT

FACILITY	PM/PAM	CONTRACT DESCRIPTION	PAGE NO.
Trenton-Morrisville Toll Bridge	CTH/RWL	Trenton Makes Sign <ul style="list-style-type: none"> Replacement of Sign, Design, C-628A-7 Construction Management, C-703A-1 Construction, TS-687A 	1
Lower Trenton Toll Supported Bridge	CAS/RWL	NJ Approach Traffic Signal Upgrades <ul style="list-style-type: none"> Design Contract C-627B-4 	2
	VMF/CAS	<ul style="list-style-type: none"> Construction Contract, TS-699A 	2
Scudder Falls Toll Supported Bridge	KMS/RWL	Scudder Falls Bridge Replacement Project <ul style="list-style-type: none"> Final Design Services, Contract C-660A Construction Contract, T-668A 	2-3
	CTH/KMS	<ul style="list-style-type: none"> Construction Management, CM-669A 	3
	CLR/KMS	<ul style="list-style-type: none"> Construction Inspection, PA Approaches, CI-671A Construction Inspection, Main River, CI-672A 	4
	VMF/CLR/KMS	<ul style="list-style-type: none"> Construction Inspection, NJ Approaches, CI-673A 	4
	KMS/RWL	DMC Services for Construction of the SFB Project <ul style="list-style-type: none"> Oversight of Final Design, C-502A-2I 	5
	CLR/KMS	PA Noise Walls <ul style="list-style-type: none"> Construction Management, CM-664A Construction Contract, T-666A Construction Inspection, CI-665A 	6
	VMF/CLR/KMS	Tree Clearing <ul style="list-style-type: none"> Construction Contract, T-667A 	7
	CTH/KMS	Public Involvement Services <ul style="list-style-type: none"> Design Contract, C-662A 	7
	KMS/RWL	Capital Program Management Consultant (CPMC) & Design Management Consultant (DMC) Services for the I-95/Scudder Falls Bridge Improvement Project <ul style="list-style-type: none"> CPMC Services 2016, C-502A-1L 	8
	VMF/CLR/KMS	Interim Deck Repairs <ul style="list-style-type: none"> Construction Contract TS-677A 	8-9
	CAS/RWL	Commission Administration Building at Scudder Falls <ul style="list-style-type: none"> Design Contract, C-707A 	9
New Hope-Lambertville Toll Bridge	WMC/RFM	Floor System Rehabilitation <ul style="list-style-type: none"> Design Services, C-702B-2 	10
I-78 Toll Bridge	RJZ/RWL	I-78 Toll Bridge Maintenance Garage <ul style="list-style-type: none"> Preliminary, Final, & Post Design Services, C-508A Code Compliance Plan Review and Inspections, C-696A-1 Construction Management Services, CM-508A Construction Contract, T-508A 	10-12

Notes: Facilities are listed South to North

The first set of initials indicate the Project Manager and the second set of initial indicate the Program Area Manager

Project Manager Legend

WMC – M. Cane
CTH – C. Harney

RSL – R. Luciani
VMF – V. Fischer

Program Area Manager Legend

KMS – K. Skeels
CAS – C. Stracciolini
RFM – Ronald Mieszkowski

RJZ – R. Zakharia
RLR – R. Rash
CLR – C. Rood

DELAWARE RIVER JOINT TOLL BRIDGE COMMISSION

Meeting of September 25, 2017 PROJECT STATUS REPORT

I-78 Toll Bridge	VMF/CTH/KMS	I-78 Bridges and Approach Slab Rehabilitation <ul style="list-style-type: none"> Design Contract, C-644A Construction Management/Inspection, CM-644A Construction, T-644A 	12-13
	VMF/CTH/KMS	Restriping of the Merge Lanes Exiting the Toll Plaza <ul style="list-style-type: none"> Design Contract, C-628A-8 	13
Easton-Phillipsburg Toll Bridge	CTH/RWL	Salt Storage Facility <ul style="list-style-type: none"> Concept Study, C-702B-1 	14
Milford-Montague Toll Bridge	CTH/RWL	Salt Storage Facility <ul style="list-style-type: none"> Design, C-702B-4 	14
Multiple Facilities and/or Commission-Wide	RJZ/RWL	Phase 1 Toll Collection Counting Facilities - District 2 & 3 <ul style="list-style-type: none"> Preliminary, Final & Post Design Services, C-696B-1 	14-15
	WMC/RWL	Electronic Surveillance/ Detection System <ul style="list-style-type: none"> ESS Maintenance Contract, DB-575A 	15
	WMC/RWL	Wireless Video Network Specification & Peer Review <ul style="list-style-type: none"> Design Contract, C-621A-5 	15
	CAS/RWL	Electronic Toll Collection <ul style="list-style-type: none"> In-Lane Toll System Design-Build-Maintain, DB-427C Customer Service Center/Violation Processing Center Project, DB-584A 	15-16
	CAS/RSL	<ul style="list-style-type: none"> Traffic Count Program Upgrade, DR-550A 	16
	CAS/RWL	Electronic Toll Collection System Replacement <ul style="list-style-type: none"> Design, Build, and Maintain, DB-540A Implementation Construction Management, C-701A-1 White Paper, C-701A-2 Toll System Performance Review and Audit/Operational Assessment, C-701A-3 Toll Plaza Sign Replacement Design, C-621A-3 	16-18
	CAS/RWL	Level 3 Investment Grade Traffic & Revenue Forecasts <ul style="list-style-type: none"> C-549AR 	18
	RFM/RWL	Bridge Monitoring System <ul style="list-style-type: none"> Design for Select Bridges, C-628B-6 	18
	RJZ/RWL	Buildings & Facilities Energy Conservation Measures <ul style="list-style-type: none"> Preliminary, Final & Post Design Services, C-657A-3 Construction, Electrical, T-645A Construction, Mechanical, T-645B 	19-20
	RFM/RWL	General Engineering Consultant Annual Inspections <ul style="list-style-type: none"> 2015-2016 Annual Inspections, C-684A 	20
	CAS/RWL	2015-2016 Traffic Engineering Consultant <ul style="list-style-type: none"> C-686A 	20

Notes: Facilities are listed South to North

The first set of initials indicate the Project Manager and the second set of initial indicate the Program Area Manager

Project Manager Legend

WMC – M. Cane
CTH – C. Harney

RSL – R. Luciani
VMF – V. Fischer

Program Area Manager Legend

KMS – K. Skeels
CAS – C. Stracciolini
RFM – Ronald Mieszkowski

RJZ – R. Zakharia
RLR – R. Rash
CLR – C. Rood

DELAWARE RIVER JOINT TOLL BRIDGE COMMISSION

Meeting of September 25, 2017 PROJECT STATUS REPORT

	WMC/KMS	CPMC Communications Infrastructure Services <ul style="list-style-type: none">• Communications Infrastructure Support Services, C-502A-1K	19
--	---------	--	----

Notes: *Facilities are listed South to North*

The first set of initials indicate the Project Manager and the second set of initial indicate the Program Area Manager

Project Manager Legend

WMC – M. Cane
CTH – C. Harney

RSL – R. Luciani
VMF – V. Fischer

Program Area Manager Legend

KMS – K. Skeels
CAS – C. Stracciolini
RFM – Ronald Mieszkowski

RJZ – R. Zakharia
RLR – R. Rash
CLR – C. Rood

DELAWARE RIVER JOINT TOLL BRIDGE COMMISSION

**SEPTEMBER 25, 2017
PROJECT STATUS REPORT**

LOWER TRENTON TOLL-SUPPORTED BRIDGE

**REPLACEMENT OF
“TRENTON MAKES THE WORLD TAKES SIGN”
LIGHTING ELEMENTS**

DESIGN

Task Order Assignment No. C-628A-7

Dewberry was issued Notice to Proceed effective November 29, 2016. A project kick-off meeting was held with Dewberry and their sub-consultants, The Lighting Practice & ACT Engineers, on December 2, 2016. Local stakeholder meetings were held on February 1st & 2nd 2017 briefing attendees on the sign lighting concept and schedule moving forward. The designer submitted final construction bid documents and assisted with bid review/evaluations Dewberry provided the Commission final conformed documents and are currently providing post-design, post-award services.

CONSTRUCTION MANAGEMENT

Task Order Assignment No. C-703A-1

Urban Engineers was issued Notice to Proceed effective June 26, 2017. A project kick-off meeting was held with Urban on July 14, 2017. Urban is providing a part time Project Manager, full time Resident Engineer/Inspector and part time Scheduler through this task order assignment. Urban attended a kick-off meeting with the contractor (Carr & Duff), is conducting job progress meeting and performing construction management and inspection activities.

CONSTRUCTION

Contract No. TS-687A

At the May 22, 2017 Commissioners Meeting, the Commission awarded Contract TS-687A, Lower Trenton Toll-Supported Bridge, Replacement of Sign Lighting Elements to Carr & Duff, Inc. The Commission issued the full Notice to Proceed effective June 26, 2017.

A project kick-off meeting was held with Carr & Duff on July 14, 2017. Carr & Duff have commenced field activities and are currently performing tasks related to replacing the sign lighting elements.

DELAWARE RIVER JOINT TOLL BRIDGE COMMISSION

**SEPTEMBER 25, 2017
PROJECT STATUS REPORT**

LOWER TRENTON TOLL-SUPPORTED BRIDGE

NJ APPROACH TRAFFIC SIGNAL UPGRADES

Contract No. C-627B-4

French & Parrello Associates (FPA) reviewed material/equipment submittals from the contractor and provided either approval or comments to be addressed. Additional services included responding to Request for Information from the contractor.

Construction

Contract No. TS-699A

Carr & Duff, Inc. (C&D) was awarded this contract at the Commission's March 2017 meeting and issued their full Notice to Proceed effective April 21, 2017.

During this reporting period C&D completed the majority of the traffic signal equipment upgrades called for by replacing the traffic signal heads and pedestrian signal heads, installing new pedestrian push buttons and two new control cabinets with foundations, controllers and associated equipment. C&D also eradicated and restriped the lanes on William Trent Place at the intersection of William Trent Place and Bridge Street.

SCUDDER FALLS BRIDGE REPLACEMENT PROJECT

FINAL DESIGN

Contract No. C-660A

During the July and August reporting period Michael Baker Jr., Incorporated (Baker) of Hamilton New Jersey, continued their coordination and support with the utility relocation effort in PA and NJ; continued to review and respond to various Requests for Information (RFIs) and submittals from the Contractor and the Construction Manager; and, attended the following meetings: five (5) T-668A Progress Meetings; an I-95/I-295 Re-designation Meeting and, various technical meetings involving design issues with the contractor and CM-CI team.

DELAWARE RIVER JOINT TOLL BRIDGE COMMISSION

SEPTEMBER 25, 2017 PROJECT STATUS REPORT

Construction Contract No. T-668A

Trumbull Corporation of Pittsburgh, PA (Trumbull) was awarded the Scudder Falls Bridge Replacement Construction Contract T-668A in the amount of \$396,000,000.00 at the Commission's January 30, 2017 Meeting. The Commission issued a full Notice to Proceed on March 3, 2017.

Coordination Meetings continued between the Contractor and the Commission's Project team to discuss Project schedule, progress, and planning for ongoing or upcoming construction activities. Trumbull continued to submit Requests for Information (RFI's) and make required project submittals throughout this reporting period. Trumbull and the Construction Manager (Hill/Jacobs) have also been coordinating the submittal and review of the preliminary construction schedule. The Preliminary Baseline Schedule was approved in August.

Ongoing construction activities continued, while new activities started up in PA, NJ and the Delaware River. Trumbull has work areas extending throughout the project limits in order to complete parallel activities on the project. The Main River Bridge trestle causeway in-river construction commenced from the NJ side of the river, with PA in-river work slated to start in September. The mitigation site for the relocation of the Peregrine Falcon nest was completed in late August. The new nest, support pole and foundation were installed during the last week of August, which was followed up with regulatory agency notification of the completed installation.

CONSTRUCTION MANAGEMENT Contract No. CM-669A

At the October 31, 2016 Commissioners Meeting, the Commission awarded Contract No. CM-669A, Construction Management Services for the Scudder Falls Bridge Replacement project to Hill International (Hill) of Philadelphia, PA for an amount not-to-exceed \$25,015,066.98. Hill was provided with Notice of Award and Limited Notice to proceed on November 2, 2016. Hill was then issued a Full Notice to Proceed on January 31, 2017, in parallel with the award of the Scudder Falls Bridge Replacement Contract T-668A at the same meeting.

The Hill team continues to supply construction management personnel as necessary, monitor Trumbull's performance and progress, conduct bi-weekly progress meetings, oversee and coordinate the three (3) construction inspection firms, perform utility coordination in NJ & PA, perform schedule reviews, conduct bi-weekly scheduling meetings, maintain document control, perform health and safety inspections, adjust project staffing as required, address material testing and inspection plan requirements, prepare monthly contractor invoices and manage overall project budget.

DELAWARE RIVER JOINT TOLL BRIDGE COMMISSION

SEPTEMBER 25, 2017 PROJECT STATUS REPORT

Construction Inspection of PA Approach Contract No. CI-671A

This Contract is for Construction Inspection (CI) Professional Services for the PA Approach Roadway Improvements portion of the Scudder Falls Bridge Replacement Project, Contract T-668A. TRC Engineers, Inc. (TRC) of Plymouth Meeting, PA was awarded this contract at the February 27, 2017 Commissioners' Meeting; and issued a full Notice to Proceed effective March 29, 2017.

During this reporting period TRC continued supplying inspectors to work on the Project under the supervision of the Construction Manager with three (3) Inspectors on board. Additional Inspectors will be provided as the need arises based on the Contractor's schedule.

Construction Inspection of Main River Bridge Contract No. CI-672A

This Contract is for Construction Inspection (CI) Professional Services for the Main River Bridge portion of the Scudder Falls Bridge Replacement Project, Contract T-668A. WSP/Parsons Brinckerhoff, Incorporated (PB) of Lawrenceville, NJ was awarded this contract at the February 27, 2017 Commissioners' Meeting; and issued a full Notice to Proceed effective March 22, 2017.

During this reporting period PB continued supplying inspectors to work on the Project under the supervision of the Construction Manager with two (2) inspectors on board with a third one beginning on August 28, 2017. Additional Inspectors will be provided as the need arises based on the Contractor's schedule.

Construction Inspection of NJ Approach Contract No. CI-673A

This Contract is for Construction Inspection (CI) Professional Services for the NJ Approach Roadway Improvements portion of the Scudder Falls Bridge Replacement Project, Contract T-668A. Gannett Fleming, Inc. (GF) of South Plainfield, NJ was awarded this contract at the February 27, 2017 Commissioners' Meeting and issued a full Notice to Proceed effective March 29, 2017.

During this reporting period GF provided the fifth and final inspector on August 14th to work on the Project under the supervision of the Construction Manager. GF continued supplying inspectors to work on the Project under the supervision of the Construction Manager with two (2) Inspectors on board. Additional Inspectors will be provided as the need arises based on the Contractor's schedule.

DELAWARE RIVER JOINT TOLL BRIDGE COMMISSION

**SEPTEMBER 25, 2017
PROJECT STATUS REPORT**

DMC SERVICES THROUGH T-668A CONSTRUCTION

Task Order Assignment No. C-502A-2I

AECOM is providing DMC services during the construction of the Scudder Falls Bridge Replacement Project, Contract T-668A under this Task Order Assignment, which began on April 1, 2017.

The DMC Services include support to the Commission with the following: environmental agency coordination; environmental permitting; environmental monitoring services; Contracts C-660A and T-668A progress support; and, administration of the three (3) SFB Project Construction Inspection (CI) Contracts.

Environmental Agency Coordination – Continuous services provided Project-wide assistance with environmental activities including agency site visits; contractor inquiries associated with existing permits obtained by the Commission; and, monitoring and implementation of existing environmental mitigation stipulations associated with early project permits and agency agreements.

Environmental Permitting - In Pennsylvania, coordination was completed with the USACE and the PADEP for approval of the river access for the Peregrine Falcon nest box installation on the island. Approval was received from these agencies in July.

Environmental Monitoring Services – These services are required to take place throughout construction of the SFB Replacement Project to meet Project permit requirements. Services performed during this reporting period included Bog Turtle potential basking area survey for removal prior to the in-water work; completion of the Water Temperature Monitoring of the Delaware River for 2017; and, weekly monitoring of the project site for compliance with environmental requirements. AECOM is also providing Archaeological Monitoring services for certain NJ excavation activities in conformance with the Project's Programmatic Agreement. They continue to monitor the contractor schedule for the planning of these activities.

Contracts C-660A and T-668A Progress Support - DMC services during this reporting period included participation in the work flow for distributing the contractors submittals and requests for information; ongoing coordination with the Baker Team on RFI and contractor submittal responses; design and/or construction issue trouble-shooting and resolution support; ongoing utility relocation work and existing facility interface coordination support ; utility design coordination between the Commission's District 1 Administration Building Design and SFB Replacement Project construction projects; and, coordination with Commission Operations and ESS on maintenance of the existing equipment within the SFB Project construction zone.

CI Contract Administration – As Project Managers, coordinated with the CI firms for the supplying of inspectors to the project as requested by the Construction Manager; administer the CI contracts and address any contractual needs.

DELAWARE RIVER JOINT TOLL BRIDGE COMMISSION

**SEPTEMBER 25, 2017
PROJECT STATUS REPORT
SCUDDER FALLS BRIDGE REPLACEMENT PROJECT
PA NOISE WALLS**

Construction Management
Contract No. CM-664A

This Contract is for Construction Management (CM) Professional Services for the installation of sound barriers along the Pennsylvania approach to the Scudder Falls Bridge, Contract T-666A. Greenman Pedersen, Inc. (GPI) of Lebanon, NJ was awarded this contract at the February 29, 2016 Commissioners' Meeting; and issued a full Notice to Proceed effective March 18, 2016.

During this reporting period GPI completed their CM field tasks. They completed processing the contractor's close out change order and final invoice; providing the project files to the Commission; and vacated the Field Office. This contract will be closed out upon receipt and processing of GPI's final invoice.

Construction
Contract No. T-666A

PKF-MARK III, Inc. (PKF) of Newtown, PA was awarded this construction contract at the Commission's May 2016 Meeting, and issued a full Notice to Proceed effective June 10, 2016.

During this reporting period PKF completed their demobilization. PKF's close out change order and final invoice were both processed and this contract is now closed.

Construction Inspection
Contract No. CI-665A

This Contract is for Construction Inspection (CI) Professional Services associated with the installation of sound barriers along the Pennsylvania approach to the Scudder Falls Bridge, Contract T-666A. Jacobs Engineering Group, Inc. (Jacobs) was awarded this professional services contract at the Commission's May 2016 Meeting; and, issued a full Notice to Proceed effective June 17, 2016.

During this reporting period Jacobs completed their CI tasks. The Jacobs' inspector vacated the Field Office. This contract will be closed out upon receipt and processing of Jacob's final invoice.

DELAWARE RIVER JOINT TOLL BRIDGE COMMISSION

**SEPTEMBER 25, 2017
PROJECT STATUS REPORT**

SCUDDER FALLS BRIDGE REPLACEMENT PROJECT TREE CLEARING CONTRACT

Construction
Contract No. T-667A

This Contract is for the clearing of trees in advance of the installation of sound barriers along the Pennsylvania approach to the Scudder Falls Bridge being installed under Contract T-666A; and additional tree clearing in both Pennsylvania and New Jersey in advance of the Main contract work. During this reporting period all demobilization and closeout paper work was completed. This project has been closed.

PUBLIC INVOLVEMENT SERVICES

FINAL DESIGN
Contract No. C-662A

McCormick Taylor, Inc. (MT) was awarded this Public Involvement (PI) Contract at the Commission's September 28, 2015 Meeting, and issued Notice to Proceed effective October 29, 2015. A kickoff meeting was held with MT on November 25, 2015. The Commission provided comments to MT's draft PI plan and is awaiting a revised draft. MT has attended numerous C-660A progress meetings, and has successfully taken responsibility of maintaining the project hotline and website. MT organized and participated in the March 15, 2016 Open House/ No Net Loss Public Hearing held in Ewing Township and April 27, 2016 Pennsylvania Noise Walls Update Meeting. MT organized and participated in the July 19th & 21st District I Open House/Toll Hearings held in Ewing Township (NJ) and Lower Makefield Township (PA) respectively. MT also organized and participated in August 2nd & 4th District II Toll Hearings in Easton (PA) and Phillipsburg (NJ) respectively also and the August 9th & 11th District III Toll Hearings held in Montague (NJ) & East Stroudsburg (PA) respectively. MT has finalized the open house/toll hearing summary report from these events. MT's public involvement effort focuses on regularly communicating project activities to officials, stakeholders and the public, as well as informing motorists of near-term construction stage travel implications, performing public involvement initiatives and market research activities and development of discussion guides and analysis related the implementation of the new toll, and payment options related to All-Electronic Tolling.

DELAWARE RIVER JOINT TOLL BRIDGE COMMISSION

**SEPTEMBER 25, 2017
PROJECT STATUS REPORT**

CAPITAL PROGRAM MANAGEMENT CONSULTANT (CPMC) & DESIGN MANAGEMENT CONSULTANT (DMC) SERVICES FOR THE I-95/SCUDDER FALLS BRIDGE IMPROVEMENT PROJECT

CPMC SERVICES – YEAR 2016 Task Order Assignment No. C-502A-1L

Task Order Assignment 502A-1L, Capital Program Management Consultant (CPMC) Services for 2016 began in July 2016. AECOM is currently providing one (1) part-time Project Manager to oversee and administer various design and construction projects that are being advanced in the Capital Improvement Program. During this reporting period, CPMC Staff continued to provide the management and oversight of Professional Services Contract C-644A, CM/CI Services Contract CM-644A, and Construction Contract T-644A for the I-78 Roadway Approach/Transition Slabs Rehabilitation and the Rehabilitation of the Cedarville Road Overpass; and, Resident Engineer services for construction Contract TS-699A Lower Trenton TSB Traffic Signal Equipment Upgrades.

AECOM continues to provide technical support to the Commission in connection with its implementation of a more robust and cost-efficient WAN that supports both the ESS and internal DRJTBC network requirements involving a communication solution provider, managed services vendor and equipment supplier.

SCUDDER FALLS BRIDGE INTERIM DECK REPAIRS

**Construction
Contract No. TS-677A**

Sparwick Contracting, Inc. (SCI) completed all deck repairs and roadway striping by September 8, 2015. SCI on-call and emergency spall repairs phase of the contract ended with the issuance of Notice to Proceed for the Scudder Falls Bridge Replacement project, T-668A on March 3, 2017.

During this reporting period, SCI demolished the house; de-commissioned the existing well and septic tank; and, restored and stabilized the site to meet permit requirements on the Commission-owned property at 1510 River Road in PA as a change order to their contract. SCI will come back in early October to remove some trees and the filter sock on the property, which will complete the scope of this extra work.

DELAWARE RIVER JOINT TOLL BRIDGE COMMISSION

SEPTEMBER 25, 2017 PROJECT STATUS REPORT

In August, in response to the Commission's request, Sparwick submitted a proposal to demolish the back garage at the Commission's 1492 River Road property, in order to accommodate construction associated with the Scudder Falls Bridge Replacement project construction. The Commission is evaluating this proposal, which will expedite the demolition to meet the T-668A construction needs. This work is anticipated to proceed under change order to contract TS-677A.

COMMISSION ADMINISTRATION BUILDING AT SCUDDER FALLS

Design
Contract No. C-707A

The refined administration building and site design was presented on July 2017 Committee Meeting, thereby completing the Programming and Concept Design Phase. The USA Architects team progressed into the Design Development / Preliminary Design Phase.

Commission Staff executed an unforeseen allowance reduction for the design of the Solar System, the 1799 House Adaptive Re-use, and the Sanitary Pump Station.

The design team was actively involved with meetings between all disciplines. Product and system research has occurred, resulting in the additional information being added to the drawings and specifications for the Design Development / Preliminary Design Phase.

The design team conducted a coordinated in-depth survey of the 1799 House. This resulted in a design adjustment of the interior layout.

The Design Development / Preliminary Design Submission for the administration building and 1799 house adaptive reuse was made and is being reviewed by Commission Staff.

Site design is well underway that includes infiltration testing, site work specifications, coordination with the Scudder Falls Bridge design team, coordination / application submission to PA American Water Utility Co., flow test requested / received from PA American Water, coordination / application submission to PECO Gas, coordination / application submission to PECO Electric, and coordination with Lower Makefield Township Public Works regarding Sanitary Sewer EDUs.

Additional site work includes completing the geotechnical report, updating the site design to reflect the adaptive reuse of the 1799 House, design of the required sanitary sewer wet well / pump station, coordination with Lower Makefield Township Fire Inspector, stormwater drainage design and coordination with PA Fish & Boat Commission submission.

DELAWARE RIVER JOINT TOLL BRIDGE COMMISSION

**SEPTEMBER 25, 2017
PROJECT STATUS REPORT**

NEW HOPE-LAMBERTVILLE TOLL BRIDGE FLOOR SYSTEM REHABILITATION DESIGN SERVICES

Task Order Assignment No. C-702B-2

IH Engineers is providing design services associated with the implementation of structural steel repairs and/or strengthening as well as spot cleaning and painting structural steel and bearings within vicinity of deck joints. The Preliminary Design was submitted and is currently under review by Commission staff.

I-78 TOLL BRIDGE MAINTENANCE GARAGE PRELIMINARY, FINAL & POST DESIGN SERVICES C-508A

This contract is for Preliminary, Final and Post-Design Services for renovations and expansion at the I-78 Maintenance Garage as identified under a Task Order Assignment for Space Utilization Program and Concept Study provided by Buchart Horn, Inc. / BASCO Associates.

Burns Engineering Inc. (BE) was issued Notice of Award and Limited Notice to Proceed effective July 28, 2015, Final Design Submission and Bid Set were received on April 5, 2016, Bids were open on May 10th, reviewed by the Consultant, Commission Counsels and Contract Compliance and a Construction Contract Award was made at the June 2016 Regular Monthly Commission Meeting.

Consultant is currently providing Post Design services, reviewing Contractor's Request for Information, submittals, issuing Architectural Supplementary Instructions, and attending Bi-Weekly Progress Meetings.

CODE COMPLIANCE PLAN REVIEW AND INSPECTIONS

Task Order Assignment No. C-696A-1

Utilizing the Commission's current Facilities Task Order Agreement with Johnson, Mirmiran & Thompson (JMT), this Task Order Assignment is to provide Code Plan Reviews, and Code Compliance Inspections on as needed basis for the I-78 Maintenance Garage Expansion Project. Said services will be provided by a Commonwealth of Pennsylvania Department of Labor and Industry (PA L&I) Certified Third-Party Agency in the appropriate building trade categories and in accordance with the current Uniform Construction Code Inspection Procedures UCC-9.

DELAWARE RIVER JOINT TOLL BRIDGE COMMISSION

SEPTEMBER 25, 2017 PROJECT STATUS REPORT

Kick-Off Meeting was conducted with JMT on February 25, 2016, and the Consultant provided Peer and Code Plan reviews of the Pre-Final Design Submission, attended the pre-final design submission review meeting, reviewed and certified the Final Design Submission to confirm all comments have been addressed.

Consultant attended Construction Kick-Off meeting on July 12, 2016 and is currently attending periodic construction progress meeting and providing all required UCC inspections.

CONSTRUCTION MANAGEMENT SERVICES CM-508A

This contract is for Construction Management (CM) Services in connection with the renovations and expansion of I-78 Maintenance Garage Project. As part of the CM services the Consultant scope of work includes Constructability Review of the Bid Documents during the Pre-Construction phase of T-508A.

STV Inc. (STV) was issued Notice of Award and Limited Notice to Proceed effective March 1, 2016. A meeting was held with the Consultant on March 2nd to review the Commission's expectations of the consultant's services during the Pre-Construction phase of T-508A. Constructability Review was provided by the Consultant on the Pre-Final Design Submission, attended its design review meeting on March 21, and reviewed the Final Design Submission to confirm all comments have been addressed.

STV attended the Pre-Construction Meeting on July 12, 2016 and is currently providing construction field inspections, conducting bi-weekly progress meetings along with processing Architectural Supplementary Instructions, Contractor's Submittals and Request for Information as part of providing construction management services.

CONSTRUCTION Contract No. T-508A

Bracy Construction Inc., was awarded this construction contract at the Commission's June 2016 Meeting. Notice of Award and Limited Notice to Proceed letter was issued effective June 28, 2016. Pre-Construction Meeting was held on July 12th and a Notice to Proceed effective date of July 25th was issued in accordance with the Contract Specifications.

Contractor completed set-up of the field trailers and temporary facilities, set-up Erosion and Sediment Controls in accordance with the County Conservation District's approved permit, started the demolition activities for Phases 1 & 2 of the Project. Phase 1 Construction Substantial Completion was reached November 11, 2016 as relates to the Commission's salt, brine & magnesium chloride operation. Phase 2 footings, foundation walls, new bearing walls, steel erection under-slab utilities, floor slab, watertight, closing the new building, rough-ins and final mechanical, electrical, plumbing, security, fire alarm,

DELAWARE RIVER JOINT TOLL BRIDGE COMMISSION

SEPTEMBER 25, 2017

PROJECT STATUS REPORT

equipment and exterior veneer installation has been completed. Phase 3 site work, utilities and re-roofing the existing garage, welcome center and Toll Plaza has been completed, existing interior floor slab demolition, under-slab electrical and plumbing, and radiant heating floor slab pour has been completed, CMU partition walls, Mechanical, Electrical Plumbing rough-ins has been completed, wash bay footings, foundations and exterior CMU walls, floor slab, steel erection, and roof steel deck has been completed.

Construction activities are currently focused on Fuel Island reconstruction and new canteliver canopy construction, Toll Plaza canopy bridge catwalk connection to the welcome center and toll plaza HVAC installation along with above ceiling and final Mechanical Electrical and Plumbing trade construction among other site incidental items and building systems' management under Phase 3 Construction.

I-78 BRIDGES AND APPROACH SLABS REHABILITATION

Design
Contract No. C-644A

Gannett Fleming, Inc. (GF) was awarded this design contract at the Commission's February 2016 Meeting and their Notice of Award/Limited Notice to Proceed was issued effective March 1, 2016. This design project is for the repair of various bridge, pavement and other miscellaneous deficiencies associated with the 13 bridges and approach roadways located within the DRJTBC's jurisdiction on I-78.

During this reporting period, GF continued their post-design phase services of this contract, responding to RFIs and reviewing submittals.

Construction Management/Construction Inspection
Contract No. CM-644A

Greenman-Pedersen, Inc. (GPI) was awarded this Construction Management/Construction Inspection contract at the Commission's April 2017 Meeting with the Notice to Proceed issued effective May 24, 2017.

During this reporting period, GPI conducted three (3) Schedule Update/Progress meetings and one (1) pre-activity meeting with the contractor, J.D. Eckman (JDE). GPI provided comments to, and accepted, three (3) schedule updates, tracked RFIs, correspondence, submittals and shop drawings. GPI's current staff includes the Resident Engineer and one (1) paint inspector in addition to the part time Project Manager.

DELAWARE RIVER JOINT TOLL BRIDGE COMMISSION

SEPTEMBER 25, 2017 PROJECT STATUS REPORT

Construction Contract No. T-644A

J.D. Eckman, Inc. (JDE) was awarded this Construction contract at the Commission's April 2017 Meeting with the Notice of Award/Limited Notice to Proceed issued effective April 26, 2017. JDE received full Notice to Proceed effective May 22, 2017.

During this reporting period, JDE participated in three (3) Schedule Update/Progress Meetings and one (1) Pre-activity meeting. JDE set up the CM/CI's field office and continued submitting RFIs, submittals, shop drawings and schedule updates. JDE submitted their advanced lane-closure notices to PennDOT and NJDOT in preparation for the start of approach slab and bridge painting work.

RESTRIPING OF THE MERGE LANES EXITING THE I-78 TOLL PLAZA

Design Task Order Agreement Contract No. C-628A-8

Dewberry Engineers, Inc. (DE), through a standing Consultant Engineer Agreement, was requested to provide Engineering Services to design modifications to the existing striping of the merge area west of the I-78 westbound toll plaza. DE was requested to utilize Malick & Scherer, PC. (M&S) for this design effort due to their current involvement as a sub-consultant to Gannett Fleming on the C-644A I-78 Bridges and Approach Slab Rehabilitation Project, whose tasks include the restriping of the entire I-78 mainline located within the DRJTBC's jurisdiction. The purpose of this restriping design is to provide dedicated through lanes for the two left ORT E-Z Pass lanes continuing after the toll plaza, and have the four right toll lanes merge with the right high speed lane in the vicinity of the Morgan Hill Road Interchange.

This design has been incorporated into the I-78 Bridges & Approach Slab Rehabilitation Construction Contract T-644A by Gannett Fleming, under Professional Services contract C-644A.

During this reporting period, M&S continued their post-design services phase of this Task Order Assignment for construction contract T-644A.

DELAWARE RIVER JOINT TOLL BRIDGE COMMISSION

**SEPTEMBER 25, 2017
PROJECT STATUS REPORT**

EASTON-PHILLIPSBURG TOLL BRIDGE

SALT STORAGE FACILITY CONCEPT STUDY Task Order Assignment No. C-702B-1

This Task Order Assignment is to perform a feasibility study for constructing a new salt storage facility to meet the needs at E-P Toll Bridge and to evaluate three potential sites for placement.

Field assessments were performed in March and a draft feasibility report was submitted in April. Comments have been generated and shared with the Consultant. The Commission's comments have been addressed in the final report. A task order problem statement requesting final design and post design services has been forwarded to IH Engineers.

MILFORD-MONTAGUE TOLL BRIDGE

SALT STORAGE FACILITY - DESIGN Task Order Assignment No. C-702B-4

IH Engineers was issued Notice to Proceed effective June 23, 2017. A project kick-off meeting was held with IH on July 23, 2017 with operations and supervisory staff in attendance. This Task Order Assignment is to perform final design for constructing a new salt storage facility to meet the needs at M-M Toll Bridge in the general footprint of the existing damaged/undersized building.

Field assessments by the IH team were performed on June 27, 2017. IH prepared a final design and provided the Commission construction bid documents.

DISTRICT 2 AND 3

PHASE 1 TOLL COLLECTION COUNTING FACILITIES

PRELIMINARY, FINAL & POST DESIGN SERVICES C-696B-1

Utilizing the Commission standing Consulting Engineer Task Order Agreement with French & Parrello Associates (FPA), this Task Order Assignment is to obtain engineering preliminary, final, and post design services to support the Commission needs for Toll Counting facilities at I-78, Easton Phillipsburg, and Delaware Water Gap Toll Bridge Facilities.

As a part of a fast track implementation plan, Kick-Off Meeting was conducted with FPA on October 20, 2016, at which time the Consultant provided pre-schematic design sketches to expedite Commission's input on the same. The Consultant collected

DELAWARE RIVER JOINT TOLL BRIDGE COMMISSION

SEPTEMBER 25, 2017

PROJECT STATUS REPORT

Project related record documents after this meeting, conducted site visits on October 25th at all three locations. Schematic Design Submission was received on November 9th, 2016 and a submission review meeting was held on November 14th sharing the Commission's comments with the Consultant. Final Design Submission was received December 30, 2016 and a design submission review meeting was conducted on January 9, 2017 and revised documents were received January 19, 2017.

ELECTRONIC SURVEILLANCE / DETECTION SYSTEM

ESS MAINTENANCE CONTRACT

Contract No. DB-575A

Schneider Electric Building Americas, Inc. continues to provide maintenance services in support of the Electronic Surveillance / Detection System under the direction of the Commission's Electronic Security and Surveillance Staff, who operate the system from the Primary Control Center located at the New Jersey State Police's Regional Operation and Information Center (ROIC) in West Trenton, New Jersey.

WIRELESS VIDEO NETWORK SPECIFICATION AND PEER REVIEW

Contract No. C-621A-5

Sentinel Consulting is supporting the Commission's efforts on upgrading the wireless communication system at the I-78/611 site to address current and future needs. Review comments for the wireless survey report were provided to Schneider Electric Building Americas, Inc.

ELECTRONIC TOLL COLLECTION SYSTEM

DESIGN-BUILD

Contract No. DB-427

(CAS/RWL)

In-Lane Toll System Design-Build-Maintain Project TO-427C

Closeout of this agreement will begin after payment of the final invoice.

DELAWARE RIVER JOINT TOLL BRIDGE COMMISSION

**SEPTEMBER 25, 2017
PROJECT STATUS REPORT**

DB-584

Customer Service Center/Violation Processing Center Project

The design of the new NJ Customer Service Center (CSC) is on-going. The New Jersey Turnpike Authority (NJTA), as the lead agency, is facilitating all meetings with the other agencies and Xerox. The new CSC is expected to go live in October 2017.

A call was held with Pennsylvania Turnpike Commission to gain an understanding on how they implemented vehicle registration holds at the PA DMV for repetitive violators.

TRAFFIC COUNT PROGRAM UPGRADE DR-550A

A Purchase Order was issued to Signal Service, Inc., West Chester, PA for the traffic counters, server and additional materials. Signal Service is a member of the Pennsylvania Department of General Services COSTARS Program (Cooperative Purchasing Contract No. 4400012659). The COSTARS Program sets the pricing for the traffic counters, auxiliary equipment, and software to be purchased.

A training session was completed for Commission staff on the use of the TrafiAlert program. The server currently resides with Signal Service for on-going configuration and we are accessing the data remotely. RTI is upgrading the software on the server. Upon completion of the upgrade, the server will be delivered to the Commission.

ELECTRONIC TOLL COLLECTION SYSTEM REPLACEMENT DESIGN, BUILD AND MAINTAIN Contract No. DB-540A

Revisions to the Disaster Recovery Plan and the Maintenance Plan to address review comments is on-going. Transitioning of all toll lanes is complete.

The installation of the toll plaza canopy dynamic message signs (DMS) for the New Hope-Lambertville, Easton-Phillipsburg, Portland-Columbia and Milford-Montague Toll Bridges is complete. The existing DMS were upgraded at the Trenton-Morrisville, I-78 and Delaware Water Gap Toll Bridges and are now interfaced with the electronic toll collection system.

TransCore is addressing punch list items, final project documentation and as-built drawings. Project Provisional Acceptance was issued on August 16, 2017 and the project is transitioning into the maintenance phase.

DELAWARE RIVER JOINT TOLL BRIDGE COMMISSION

**SEPTEMBER 25, 2017
PROJECT STATUS REPORT**

**ELECTRONIC TOLL COLLECTION / TOLLING
TASK ORDER CONSULTANT**

**ELECTRONIC TOLL COLLECTION SYSTEM REPLACEMENT
IMPLEMENTATION CM
Task Order Assignment No. C-701A-1**

The final invoice was received and a Task Order Assignment closeout modification was prepared and is being executed.

**ELL ELECTRONIC TOLLING (AET) WHITE PAPER
Task Order Assignment No. C-701A-2**

RK&K prepared a draft white paper that explains the purpose and process to assess the feasibility of all electronic tolling (AET) at the Commission's existing toll bridges. The paper explains the various issues that must be studied and documented as part of an AET study at each bridge individually, and to the Commission's system as a whole, to assess the feasibility of converting from traditional mixed-mode toll collection to AET. The paper explains the broad policy issues that must be considered to support an AET conversion. RK&K prepared a presentation that summarizes the white paper and reviewed it with Commission Staff. The white paper will be presented at the September 2017 Committee Meeting.

**TOLL SYSTEM PERFORMANCE REVIEW AND AUDIT / OPERATIONAL
ASSESSMENT
Task Order Assignment No. C-701A-3**

TransCore completed the transition of the Commission's electronic toll collection system. During the transition, system commissioning tests were performed and the Commission conducted on-going reviews of system performance on an ad-hoc basis, identifying issues for TransCore to review and resolve. As part of the Technical Requirements an Operational Test is required to ensure that the software and hardware function with intended and required availability and performance. Under this task order assignment, the RK&K team will verify that the toll system accurately calculates toll charges, accurately processes violations, E-ZPass transactions, vehicle classification and license plate capture.

RK&K was provided with remote access to the electronic toll collection system and will begin acquiring the data needed for their review and analysis.

DELAWARE RIVER JOINT TOLL BRIDGE COMMISSION

**SEPTEMBER 25, 2017
PROJECT STATUS REPORT**

**TOLL PLAZA SIGN REPLACEMENT DESIGN
Task Order Assignment No. C-621A-3
(CAS/RWL)**

There is no activity to report for this month.

LEVEL 3 – INVESTMENT GRADE TRAFFIC AND REVENUE FORECASTS

Contract No. C-549AR

There is no activity on this project to report.

**BRIDGE MONITORING SYSTEM
DESIGN FOR SELECT BRIDGES
Task Order Assignment C-628B-6**

Under this Task Order Assignment (TOA) the Consultant, the Louis Berger Group, Inc. (Berger), is providing professional services for the design of the installation of overweight / oversized vehicle detection linked to alarms, signage and camera to discourage the passage of these vehicles over selected bridges. Notice to proceed was given on December 15, 2015; kick off meeting was held on January 15, 2016. Existing plans were transmitted to Consultant in order to start construction plan preparation. Consultant conducted field visits to all five bridge sites February 18 & 19, 2016. A Meeting was held with IT and ESS on March 7, 2016 to discuss possible location of over height sensors and connectivity to existing communication systems. Plans showing proposed location of over height sensors, cameras and new weight restriction signing have been submitted and reviewed.

Based on review comments, locations will be adjusted and a field meeting with ESS will be scheduled to verify and finalize camera locations. Due to the departure of personnel, Berger submitted the name and qualifications of a new project manager which has been accepted by the Commission. Meeting is being scheduled to revise scope and discuss utilization of new communication infrastructure. As a result of the recent critical fracture of a truss member resulting in the closing of a PA Turnpike bridge, the scope of this contract was expanded. It has been decided to install sensors on all five bridges in the task order and to add the Milford Montague Bridge to the assignment. A revised scoping meeting was held on February 28th and a revised cost will be submitted. Cost for revised scope was submitted March 22 and was deemed excessive. Revised cost estimate was submitted on March 28 and has been accepted. Final plan submission is scheduled for October 2017.

DELAWARE RIVER JOINT TOLL BRIDGE COMMISSION

**SEPTEMBER 25, 2017
PROJECT STATUS REPORT**

BUILDINGS & FACILITIES ENERGY CONSERVATION MEASURES

**PRELIMINARY, FINAL & POST DESIGN SERVICES
C-657A-3**

Utilizing the Commission standing Consulting Engineer Task Order Agreement with Joseph Jingoli & Son, Inc. (JJS), this Task Order Assignment is to obtain engineering preliminary, final, and post design services to implement the Energy Conservation Measures (ECM) identified in an ASHRAE Level 3 Energy Audit prepared under Task Order Assignment No. C-657A-1 at all of the Commission's seven (7) Toll Bridge facilities.

A Kick-Off Meeting was conducted with JJS on November 21, 2016, record room site visits, and field surveys of the seven toll bridges has been completed. Progress meeting was conducted on February 1, 2017, reporting field observations and conditions in advance of a Schematic Design submission was received February 28, 2017 and a design review meeting was conducted with the consultant on March 21, and a Final Submission was received on April 24, 2017 addressing Commission's comments. Public Bid Advertisements for an Electrical and a Mechanical Construction Contracts were posted on May 9th, bids were publically opened on June 8th & June 13th respectively. Bids received from the low bidder of each Contract was reviewed by JJS, Commission Staff and Counsels, and found to be responsive. Construction Contracts Awards were made for each of the two (2) Contracts at the Commission's June 26th regular Monthly Meeting and Consultant is currently providing Post Design Services preparing Conformed Contract Documents.

CONSTRUCTION Contract No. T-645A

MJF Construction Inc., was awarded this construction contract at the Commission's June 2017 Meeting. Notice of Award and Limited Notice to Proceed letter was issued effective June 27, 2017. Notice to Proceed effective date of July 24th was issued in accordance with the Contract Specifications and Pre-Construction Meeting was held on July 27th.

Contractor currently preparing submittals for review by the engineers and performing site resonance at Each Toll Bridge facility.

DELAWARE RIVER JOINT TOLL BRIDGE COMMISSION

SEPTEMBER 25, 2017 PROJECT STATUS REPORT

CONSTRUCTION Contract No. T-645B

Schneider Electric Buildings Americas, Inc., was awarded this construction contract at the Commission's June 2017 Meeting. Notice of Award and Limited Notice to Proceed letter was issued effective June 27, 2017. Pre-Construction Meeting was held on August 11th and a Notice to Proceed effective date of August 16th was issued.

Contractor currently preparing submittals for review by the engineers and performing site resonance at Each Toll Bridge facility.

GENERAL ENGINEERING CONSULTANT 2015-2018 ANNUAL INSPECTIONS C-684A

As the Commission's General Engineering Consultant (GEC), Cherry, Weber & Associates (CWA) is providing Annual Inspection Services for the Toll-Supported Bridges in 2016. CWA was provided with Notice to Proceed on March 23, 2015. On November 21, 2016, the Commission, via Resolution 3090-11-16, extended CWA's contract to perform GEC services and inspections in 2017 & 2018. A kick-off meeting was held on March 21, 2017 for the 2017 Toll Bridge Inspections at the Delaware Water Gap Toll Bridge Administration Building and attended by representatives from District 1, District 2, District 3, Operations, Engineering, and CWA. A progress meeting was held on June 9.

Interim inspections have been completed at all of the required (load posted) Toll-Supported Bridges and Inspections of all seven (7) Toll Bridges have been completed. The draft Maintenance Report will be submitted in early September. Sign retro-reflectivity inspections are tentatively scheduled for the first week in October.

2015-2016 TRAFFIC ENGINEERING CONSULTANT Contract No. C-686A

Commission staff received a proposal from Pennoni Associates to extend services by two (2) additional two (2) year cycles, for professional engineering services for the preparation of the Annual Traffic Engineering Report. A summary statement was prepared for the September 2017 Commission Meeting.

DELAWARE RIVER JOINT TOLL BRIDGE COMMISSION

**SEPTEMBER 25, 2017
PROJECT STATUS REPORT**

CPMC COMMUNICATIONS INFRASTRUCTURE SUPPORT SERVICES

Task Order Assignment No. C-502A-1K

Comcast Cable Communications Management LLC, the Commission's communication solution provider, and their partners continue with constructing communication infrastructure. The first phase of implementation was substantially completed on April 27, 2017 providing a fiber optic Wide Area Network (WAN) consisting of 20 sites.

CDW-G, the Commission's WAN equipment management vendor, is providing onboarding services involving the planning, design and configuration of network router hardware and software.

AECOM is providing technical support to the Commission in connection with its implementation of a more robust and cost efficient WAN that supports both the ESS and internal DRJTBC network requirements involving a communication solution provider, managed services vendor and equipment supplier.

DELAWARE RIVER JOINT TOLL BRIDGE COMMISSION

Meeting of September 25, 2017

OPERATIONS

The following Pages reflect the reports on those items assigned to the Operations Department. Each item is reported separately and page numbered accordingly.

DELAWARE RIVER JOINT TOLL BRIDGE COMMISSION

Meeting of September 25, 2017

**Operation Report Index
For
Department of Security, Safety & Training**

SUBJECT	DESCRIPTION	PAGE NUMBER
Department of Security, Safety & Training	Month of July & August Status Reports	1-31

DELAWARE RIVER JOINT TOLL BRIDGE COMMISSION
Meeting of September 25, 2017

SS&T JULY & AUGUST ACTIVITY REPORT

Members of the Security, Safety and Training Department participated in and/or facilitated the following for the months of July and August.

- 07-05 Assisted D2 maintenance with clean-up efforts along the river in the EP vicinity.
- 07-06 Participated in a conference call facilitated by Director Cruz pertaining to Munis Training.
- 07-07 Coordinated Genetec Training at NH for SS&T Bridge Monitors.
- 07-07 Meeting at EP in preparation of upcoming Easton Fireworks Event.
- 07-11 Participated in the interview process for D3 candidates vying for the Asst. Foreman position.
- 07-13 Meeting at NH to discuss motorist disputes in the toll lane.
- 07-13 In attendance for the monthly staff meeting at NH.
- 07-20 Participated in discussions w/district supervisors with regard to toll dispute procedures.
- 07-28 Coordinated/scheduled Kronos training for Assistant Coordinators/District Coordinators @ NH. (Facilitated via Payroll & HR)
- 07-31 Coordinated SP representation for the monthly commission meeting held at NH.

DELAWARE RIVER JOINT TOLL BRIDGE COMMISSION
Meeting of September 25, 2017

08-02	Meeting at EP to discuss the new training initiative.
08-04	Facilitated suicide prevention training to SS&T personnel at NH.
08-04	Apprised an employee in regards to violations of the commission attendance policy.
08-13	Monitored protesters who gathered at UF and NHST in response to unrest/violence in North Carolina.
08-16	Assisted with OIC refresher at NH.
08-17	Participated in the monthly workplace safety committee meeting at NH.
08-17	Appraisal of an employee to assure understanding of the commission attendance policy.
08-24	Coordinated CPR/AED training for D2 maintenance/toll personeel at NH. (Instructor Fey)
08-25	Coordinated CPR/AED training for D2 maintenance/toll personeel at NH. (Instructor Fey)
08-29	Conference call w/Everfi to discuss course curriculum offerings/resources for training initiative.
08-30	Security check of the UBE/Milford toll supported bridge. (no unusual activity noted)

Daily Activities Include the Following

- Scheduling of State Police coverage for requested details which include but are not limited to safety/camera cleaning, lane closing etc.


DELAWARE RIVER JOINT TOLL BRIDGE COMMISSION
Meeting of September 25, 2017

- Continued coordination of supplementary patrols with SP agencies to slow down traffic at various toll facilities. (Visibility details, etc.)
- Coordinated/obtained accident reports from the State Police liaisons as requested.
- Conducted background checks for DRJTBC new hires.
- Processing of State Police monthly invoices.

July SP Stat Report 2017

Bridges	N/R Accidents		Traffic Accidents		Motorist Assists		Other	
	NJ	PA	NJ	PA	NJ	PA	NJ	PA
Milford-Montague 40	-	0	0	0	0	0	1	0
Delaware Water Gap 41		0	0	2	0	0	0	13
Portland Pedestrian 42	-	0	-	0	-	0	0	0
Portland-Columbia 43		0	0	0	0	0	0	0
Riverton – Belvidere 44	-	0	1	0	0	0	4	0
Rt 22 EP 45		0	0	0	0	0	59	0
Northampton St 46	-	1	1	0	0	0	4	4
I-78 47		0	0	2	0	6	0	28
Riegelsville 48	-	0	0	0	0	0	3	2
Upper Black Eddy Milford 49		0	0	0	0	0	2	0
Uhlerstown Frenchtown 50	-	1	1	0	0	0	2	0
Lumberville Raven Rock 51		0	0	0	0	0	0	0
Centre Bridge Stockton 52	-	0	0	0	0	0	0	0
New Hope Lambertville Toll 53		0	0	1	0	0	0	0
New Hope Lambertville 54	-	0	0	0	0	0	13	3
Washington Crossing 55		0	0	0	0	0	1	0
Scudder Falls 56	-	0	0	1	1	0	0	1
Calhoun St 57		1	0	0	0	0	0	1
Lower Trenton 58	-	0	0	0	0	0	1	0
Morrisville Trenton 59		0	1	0	0	1	0	1

	Citations	Warnings	Security Checks
New Jersey State Police	78	24	257
Pennsylvania State Police	95	13	483



Incident Overweight Turnarounds Monthly

Report Contains Date from: 6/1/2017 - 6/30/2017

Date Printed: 9/5/2017

Calhoun Street	Total: 49
New Hope Lambertville TSB	Total: 86
Northampton Street	Total: 372
Riegelsville	Total: 133
Riverton - Belvidere	Total: 47
Uhlerstown - Frenchtown	Total: 15
Washington Crossing	Total: 18
Total All Bridge	720

August SP Stat Report 2017

Bridges	N/R Accidents		Traffic Accidents		Motorist Assists		Other	
	NJ	PA	NJ	PA	NJ	PA	NJ	PA
Milford-Montague 40	-	0	0	0	0	0	0	0
Delaware Water Gap 41	-	1	0	0	0	0	0	5
Portland Pedestrian 42	-	0	-	0	-	0	0	1
Portland-Columbia 43	-	0	0	0	0	1	0	0
Riverton – Belvidere 44	-	0	0	0	0	0	11	1
RT 22 EP 45	-	1	2	1	0	0	64	0
Northampton St 46	-	0	1	1	0	0	6	5
I-78 47	-	1	6	1	0	7	0	10
Riegelsville 48	-	0	0	0	0	0	0	1
Upper Black Eddy Milford 49	-	0	0	0	0	0	1	0
Uhlerstown Frenchtown 50	-	0	0	0	0	0	1	0
Lumberville Raven Rock 51	-	0	-	0	-	0	0	0
Centre Bridge Stockton 52	-	0	0	0	0	0	0	0
New Hope Lambertville Toll 53	-	0	0	0	1	1	1	0
New Hope Lambertville 54	-	0	0	0	0	0	7	1
Washington Crossing 55	-	0	0	0	0	0	1	0
Scudder Falls 56	-	0	0	0	1	3	0	0
Calhoun St 57	-	0	0	0	0	0	0	2
Lower Trenton 58	-	0	1	0	0	0	0	0
Morrisville Trenton 59	-	0	2	0	0	0	0	0

	Citations	Warnings	Security Checks
New Jersey State Police	66	38	294
Pennsylvania State Police	116	15	576



Incident Overweight Turnarounds

Monthly

Report Contains Date from: 7/1/2017 - 7/31/2017

Date Printed: 9/5/2017

New Hope Lambertville TSB	Total: 67
Northampton Street	Total: 374
Riegelsville	Total: 109
Riverton - Belvidere	Total: 50
Uhlerstown - Frenchtown	Total: 5
Washington Crossing	Total: 14
Total All Bridge	619

DELAWARE RIVER JOINT TOLL BRIDGE COMMISSION

MONTHLY ACTIVITY SERVICES RENDERED REPORT

BRIDGE Center Bridge-Stockton

MONTH July

YEAR 2017

ACTIVITY/SERVICE	WEEK OF	8-Jul	WEEK OF	15-Jul	WEEK OF	22-Jul	WEEK OF	31-Jul	TOTAL
Disabled Vehicle Removal		0		0		0		0	0
Shift/Hours On Duty		24		16		0		0	40
Patrols/Crossovers		10		8		0		0	18
Other Inspections		0		0		0		0	0
Complaints Received		0		0		0		0	0
Co-Operation W/Other Agencies		0		0		0		0	0
Services Rendered		9		14		0		0	23
First Aid		0		0		0		0	0
Advisories: Pedestrians, Bikers & Automobiles		10		13		0		0	23
Traffic Control Assistance		0		0		0		0	0
River Readings		0		0		0		0	0
Vehicles Refused Passage		4		3		0		0	7
Medical Emergencies (911 Calls)		0		0		0		0	0
Calls For Assistance (State Police)		0		0		0		0	0
Other Incidents		0		0		0		0	0
NOTES:									

DELAWARE RIVER JOINT TOLL BRIDGE COMMISSION

MONTHLY ACTIVITY SERVICES RENDERED REPORT

BRIDGE New Hope-Lambertville

MONTH July

YEAR 2017

ACTIVITY/SERVICE	WEEK OF 8-Jul	WEEK OF 15-Jul	WEEK OF 22-Jul	WEEK OF 31-Jul	TOTAL
Disabled Vehicle Removal	0	0	0	0	0
Shift/Hours On Duty	384	336	336	432	1488
Patrols/Crossovers	181	159	160	200	700
Other Inspections	0	0	0	0	0
Complaints Received	0	0	0	0	0
Co-Operation W/Other Agencies	2	2	1	0	5
Services Rendered	8	6	17	34	65
First Aid	0	0	0	0	0
Advisories: Pedestrians, Bikers & Automobiles	65	20	35	39	159
Traffic Control Assistance	3	2	4	0	9
River Readings	0	0	0	0	0
Vehicles Refused Passage	15	13	15	9	52
Medical Emergencies (911 Calls)	0	0	0	0	0
Calls For Assistance (State Police)	1	1	1	0	3
Other Incidents	0	0	0	0	0
NOTES:					

DELAWARE RIVER JOINT TOLL BRIDGE COMMISSION

MONTHLY ACTIVITY SERVICES RENDERED REPORT

BRIDGE Washington Crossing

MONTH July

YEAR 2017

ACTIVITY/SERVICE	WEEK OF	8-Jul	WEEK OF	15-Jul	WEEK OF	22-Jul	WEEK OF	31-Jul	TOTAL
Disabled Vehicle Removal		0		0		0		0	0
Shift/Hours On Duty		192		168		168		216	744
Patrols/Crossovers		82		70		76		100	328
Other Inspections		0		0		0		0	0
Complaints Received		1		0		0		0	1
Co-Operation W/Other Agencies		7		0		1		2	10
Services Rendered		19		15		14		18	66
First Aid		0		0		0		0	0
Advisories: Pedestrians, Bikers & Automobiles		12		8		13		22	55
Traffic Control Assistance		1		1		2		0	4
River Readings		0		0		0		0	0
Vehicles Refused Passage		0		4		0		6	10
Medical Emergencies (911 Calls)		0		0		0		0	0
Calls For Assistance (State Police)		0		0		1		0	1
Other Incidents		0		0		0		0	0

NOTES:

BRIDGE Calhoun Street

ADM-135

DELAWARE RIVER JOINT TOLL BRIDGE COMMISSION

MONTHLY ACTIVITY SERVICES RENDERED REPORT

MONTH July		YEAR 2017							
ACTIVITY/SERVICE	WEEK OF	8-Jul	WEEK OF	15-Jul	WEEK OF	22-Jul	WEEK OF	31-Jul	TOTAL
Disabled Vehicle Removal		0		0		0		1	1
Shift/Hours On Duty		320		292		308		392	1312
Patrols/Crossovers		165		117		123		187	592
Other Inspections		0		0		0		0	0
Complaints Received		0		0		0		0	0
Co-Operation W/Other Agencies		2		0		1		1	4
Services Rendered		25		14		18		30	87
First Aid		0		0		0		0	0
Advisories: Pedestrians, Bikers & Automobiles		38		33		15		22	108
Traffic Control Assistance		1		0		0		1	2
River Readings		0		0		0		0	0
Vehicles Refused Passage		12		12		8		16	48
Medical Emergencies (911 Calls)		0		0		0		0	0
Calls For Assistance (State Police)		1		0		1		1	3
Other Incidents		0		0		0		0	0
NOTES:									

BRIDGE Lower Trenton

DELAWARE RIVER JOINT TOLL BRIDGE COMMISSION

MONTHLY ACTIVITY SERVICES RENDERED REPORT

MONTH		July		YEAR		2017			
ACTIVITY/SERVICE	WEEK OF	8-Jul	WEEK OF	15-Jul	WEEK OF	22-Jul	WEEK OF	31-Jul	TOTAL
Disabled Vehicle Removal									0
Shift/Hours On Duty									0
Patrols/Crossovers									0
Other Inspections									0
Complaints Received									0
Co-Operation W/Other Agencies									0
Services Rendered									0
First Aid									0
Advisories: Pedestrians, Bikers & Automobiles									0
Traffic Control Assistance									0
River Readings									0
Vehicles Refused Passage									0
Medical Emergencies (911 Calls)									0
Calls For Assistance (State Police)									0
Other Incidents									0
NOTES:									

BRIDGE Lumberville-Raven Rock (Ped)

DELAWARE RIVER JOINT TOLL BRIDGE COMMISSION

MONTHLY ACTIVITY SERVICES RENDERED REPORT

MONTH		July		YEAR		2017			
ACTIVITY/SERVICE	WEEK OF	8-Jul	WEEK OF	15-Jul	WEEK OF	22-Jul	WEEK OF	31-Jul	TOTAL
Disabled Vehicle Removal		0		0		0		0	0
Shift/Hours On Duty		0		0		0		0	0
Patrols/Crossovers		0		0		0		0	0
Other Inspections		0		0		0		0	0
Complaints Received		0		0		0		0	0
Co-Operation W/Other Agencies		0		0		0		0	0
Services Rendered		0		0		0		0	0
First Aid		0		0		0		0	0
Advisories: Pedestrians, Bikers & Automobiles		0		0		0		0	0
Traffic Control Assistance		0		0		0		0	0
River Readings		0		0		0		0	0
Vehicles Refused Passage		0		0		0		0	0
Medical Emergencies (911 Calls)		0		0		0		0	0
Calls For Assistance (State Police)		0		0		0		0	0
Other Incidents		0		0		0		0	0
NOTES:									

DELAWARE RIVER JOINT TOLL BRIDGE COMMISSION
MONTHLY ACTIVITY SERVICES RENDERED REPORT

MONTH <u>July</u>		BRIDGE <u>Portland-Columbia (Ped)</u>				YEAR <u>2017</u>			
ACTIVITY/SERVICE	WEEK OF	1-Jul	WEEK OF	8-Jul	WEEK OF	15-Jul	WEEK OF	29-Jul	TOTAL
Disabled Vehicle Removal									0
Shift/Hours On Duty									0
Patrols/Crossovers									0
Complaints Received									0
Co-Operation W/Other Agencies									0
Services Rendered									0
First Aid									0
Advisories: Pedestrians, Bikers & Automobiles									0
Traffic Control Assistance									0
River Readings									0
Vehicles Refused Passage									0
Medical Emergencies (911 Calls)									0
Calls For Assistance (State Police)									0
NOTES:									

DELAWARE RIVER JOINT TOLL BRIDGE COMMISSION

MONTHLY ACTIVITY SERVICES RENDERED REPORT

MONTH		July		BRIDGE		Belvidere-Riverton		YEAR		2017	
ACTIVITY/SERVICE	WEEK OF	1-Jul	WEEK OF	8-Jul	WEEK OF	15-Jul	WEEK OF	29-Jul	TOTAL		
Disabled Vehicle Removal		0		0		0		0	0		
Shift/Hours On Duty		168		168		168		336	840		
Patrols/Crossovers		86		86		86		168	426		
Complaints Received		0		0		1		1	2		
Co-Operation W/Other Agencies		13		12		14		9	48		
Services Rendered		11		18		5		15	49		
First Aid		0		0		0		0	0		
Advisories: Pedestrians, Bikers & Automobiles		37		44		10		52	143		
Traffic Control Assistance		13		8		12		8	41		
River Readings		0		0		0		0	0		
Vehicles Refused Passage		6		16		7		22	51		
Medical Emergencies (911 Calls)		0		0		0		0	0		
Calls For Assistance (State Police)		0		0		2		1	3		
NOTES:											

DELAWARE RIVER JOINT TOLL BRIDGE COMMISSION

MONTHLY ACTIVITY SERVICES RENDERED REPORT

BRIDGE Frenchtown-Uhlerstown									
MONTH July		YEAR 2017							
ACTIVITY/SERVICE	WEEK OF	1-Jul	WEEK OF	8-Jul	WEEK OF	15-Jul	WEEK OF	29-Jul	TOTAL
Disabled Vehicle Removal		0		0		0		0	0
Shift/Hours On Duty		56		24		8		32	120
Patrols/Crossovers		44		12		4		16	76
Complaints Received		0		0		0		0	0
Co-Operation W/Other Agencies		14		6		2		4	26
Services Rendered		0		0		10		1	11
First Aid		0		0		0		0	0
Advisories: Pedestrians, Bikers & Automobiles		35		14		6		14	69
Traffic Control Assistance		0		0		12		7	19
River Readings		0		0		0		0	0
Vehicles Refused Passage		0		0		1		3	4
Medical Emergencies (911 Calls)		0		0		0		0	0
Calls For Assistance (State Police)		0		0		0		0	0
NOTES:									

DELAWARE RIVER JOINT TOLL BRIDGE COMMISSION

MONTHLY ACTIVITY SERVICES RENDERED REPORT

MONTH		July		BRIDGE		Milford-Upper Black Eddy			
		YEAR		2017					
ACTIVITY/SERVICE	WEEK OF	1-Jul	WEEK OF	8-Jul	WEEK OF	15-Jul	WEEK OF	29-Jul	TOTAL
Disabled Vehicle Removal						0		0	0
Shift/Hours On Duty						8		16	24
Patrols/Crossovers						6		8	14
Complaints Received						0		0	0
Co-Operation W/Other Agencies						4		2	6
Services Rendered						6		0	6
First Aid						0		0	0
Advisories: Pedestrians, Bikers & Automobiles						7		3	10
Traffic Control Assistance						1		1	2
River Readings						0		0	0
Vehicles Refused Passage						0		0	0
Medical Emergencies (911 Calls)						0		0	0
Calls For Assistance (State Police)						0		0	0
NOTES:									

DELAWARE RIVER JOINT TOLL BRIDGE COMMISSION

MONTHLY ACTIVITY SERVICES RENDERED REPORT

BRIDGE Riegelsville

MONTH July		YEAR 2017							
ACTIVITY/SERVICE	WEEK OF	1-Jul	WEEK OF	8-Jul	WEEK OF	15-Jul	WEEK OF	29-Jul	TOTAL
Disabled Vehicle Removal		0		0		0		0	0
Shift/Hours On Duty		290		194		186		526	1196
Patrols/Crossovers		145		108		95		243	591
Complaints Received		0		0		0		0	0
Co-Operation W/Other Agencies		58		15		2		216	291
Services Rendered		82		72		29		151	334
First Aid		0		0		0		0	0
Advisories: Pedestrians, Bikers & Automobiles		42		18		6		62	128
Traffic Control Assistance		48		37		10		62	157
River Readings		0		0		0		0	0
Vehicles Refused Passage		24		21		16		49	110
Medical Emergencies (911 Calls)		0		0		0		0	0
Calls For Assistance (State Police)		1		0		0		1	2
NOTES:									

DELAWARE RIVER JOINT TOLL BRIDGE COMMISSION

MONTHLY ACTIVITY SERVICES RENDERED REPORT

BRIDGE Northampton Street

MONTH July		YEAR 2017							
ACTIVITY/SERVICE	WEEK OF	1-Jul	WEEK OF	8-Jul	WEEK OF	15-Jul	WEEK OF	29-Jul	TOTAL
Disabled Vehicle Removal		0		0		0		0	0
Shift/Hours On Duty		336		336		336		672	1680
Patrols/Crossovers		170		174		170		240	754
Complaints Received		1		0		0		0	1
Co-Operation W/Other Agencies		78		92		57		239	466
Services Rendered		222		241		187		636	1286
First Aid		0		0		0		0	0
Advisories: Pedestrians, Bikers & Automobiles		201		179		192		283	855
Traffic Control Assistance		93		103		55		180	431
River Readings		0		0		0		0	0
Vehicles Refused Passage		101		103		75		149	428
Medical Emergencies (911 Calls)		2		0		0		0	2
Calls For Assistance (State Police)		2		2		0		2	6
NOTES:									

DELAWARE RIVER JOINT TOLL BRIDGE COMMISSION

MONTHLY ACTIVITY SERVICES RENDERED REPORT

BRIDGE Center Bridge-Stockton

MONTH August

YEAR 2017

ACTIVITY/SERVICE	WEEK OF 5-Aug	WEEK OF 12-Aug	WEEK OF 19-Aug	WEEK OF 31-Aug	TOTAL
Disabled Vehicle Removal	0	0	0	0	0
Shift/Hours On Duty	8	8	0	48	64
Patrols/Crossovers	8	4	0	24	36
Other Inspections	0	0	0	0	0
Complaints Received	0	0	0	1	1
Co-Operation W/Other Agencies	0	1	0	2	3
Services Rendered	8	2	0	16	26
First Aid	0	0	0	0	0
Advisories: Pedestrians, Bikers & Automobiles	11	12	0	15	38
Traffic Control Assistance	0	0	0	0	0
River Readings	0	0	0	0	0
Vehicles Refused Passage	7	5	0	9	21
Medical Emergencies (911 Calls)	0	0	0	0	0
Calls For Assistance (State Police)	0	0	0	0	0
Other Incidents	0	0	0	0	0

NOTES:

DELAWARE RIVER JOINT TOLL BRIDGE COMMISSION

MONTHLY ACTIVITY SERVICES RENDERED REPORT

BRIDGE New Hope-Lambertville

MONTH August

YEAR 2017

ACTIVITY/SERVICE	WEEK OF 5-Aug	WEEK OF 12-Aug	WEEK OF 19-Aug	WEEK OF 31-Aug	TOTAL
Disabled Vehicle Removal	0	0	0	0	0
Shift/Hours On Duty	240	336	336	576	1488
Patrols/Crossovers	92	117	106	222	537
Other Inspections	0	0	0	0	0
Complaints Received	0	0	0	0	0
Co-Operation W/Other Agencies	3	1	4	3	11
Services Rendered	46	37	42	28	153
First Aid	0	0	0	0	0
Advisories: Pedestrians, Bikers & Automobiles	59	99	71	103	332
Traffic Control Assistance	5	5	4	10	24
River Readings	0	0	0	0	0
Vehicles Refused Passage	24	35	11	29	99
Medical Emergencies (911 Calls)	0	0	0	0	0
Calls For Assistance (State Police)	1	0	0	4	5
Other Incidents	0	0	0	0	0

NOTES:

DELAWARE RIVER JOINT TOLL BRIDGE COMMISSION

MONTHLY ACTIVITY SERVICES RENDERED REPORT

BRIDGE Washington Crossing

MONTH August

YEAR 2017

ACTIVITY/SERVICE	WEEK OF 5-Aug	WEEK OF 12-Aug	WEEK OF 19-Aug	WEEK OF 31-Aug	TOTAL
Disabled Vehicle Removal	0	0	0	0	0
Shift/Hours On Duty	120	168	168	288	744
Patrols/Crossovers	32	62	74	102	270
Other Inspections	0	0	0	0	0
Complaints Received	0	0	0	0	0
Co-Operation W/Other Agencies	1	0	0	1	2
Services Rendered	16	9	6	11	42
First Aid	0	0	0	0	0
Advisories: Pedestrians, Bikers & Automobiles	10	7	0	15	32
Traffic Control Assistance	1	0	0	1	2
River Readings	0	0	0	0	0
Vehicles Refused Passage	3	0	0	1	4
Medical Emergencies (911 Calls)	0	0	0	0	0
Calls For Assistance (State Police)	0	0	0	1	1
Other Incidents	0	0	0	0	0

NOTES:

DELAWARE RIVER JOINT TOLL BRIDGE COMMISSION

MONTHLY ACTIVITY SERVICES RENDERED REPORT

BRIDGE Calhoun Street

MONTH August

YEAR 2017

ACTIVITY/SERVICE	WEEK OF 5-Aug	WEEK OF 12-Aug	WEEK OF 19-Aug	WEEK OF 31-Aug	TOTAL
Disabled Vehicle Removal	0	1	0	0	1
Shift/Hours On Duty	240	336	296	536	1408
Patrols/Crossovers	81	115	97	206	499
Other Inspections	0	0	0	0	0
Complaints Received	0	0	0	0	0
Co-Operation W/Other Agencies	2	8	1	3	14
Services Rendered	8	12	13	3	36
First Aid	0	1	0	0	1
Advisories: Pedestrians, Bikers & Automobiles	16	33	20	12	81
Traffic Control Assistance	2	2	0	0	4
River Readings	0	0	0	0	0
Vehicles Refused Passage	10	8	4	20	42
Medical Emergencies (911 Calls)	0	2	0	0	2
Calls For Assistance (State Police)	1	2	0	2	5
Other Incidents	0	0	0	0	0
NOTES:					

DELAWARE RIVER JOINT TOLL BRIDGE COMMISSION

MONTHLY ACTIVITY SERVICES RENDERED REPORT

BRIDGE Lower Trenton

MONTH August

YEAR 2017

ACTIVITY/SERVICE	WEEK OF 5-Aug	WEEK OF 12-Aug	WEEK OF 19-Aug	WEEK OF 31-Aug	TOTAL
Disabled Vehicle Removal	0	0	0	0	0
Shift/Hours On Duty	0	0	0	0	0
Patrols/Crossovers	0	0	0	0	0
Other Inspections	0	0	0	0	0
Complaints Received	0	0	0	0	0
Co-Operation W/Other Agencies	0	0	0	0	0
Services Rendered	0	0	0	0	0
First Aid	0	0	0	0	0
Advisories: Pedestrians, Bikers & Automobiles	0	0	0	0	0
Traffic Control Assistance	0	0	0	0	0
River Readings	0	0	0	0	0
Vehicles Refused Passage	0	0	0	0	0
Medical Emergencies (911 Calls)	0	0	0	0	0
Calls For Assistance (State Police)	0	0	0	0	0
Other Incidents	0	0	0	0	0
NOTES:					

DELAWARE RIVER JOINT TOLL BRIDGE COMMISSION

MONTHLY ACTIVITY SERVICES RENDERED REPORT

BRIDGE Lumberville-Raven Rock (Ped)

MONTH August

YEAR 2017

ACTIVITY/SERVICE	WEEK OF 5-Aug	WEEK OF 12-Aug	WEEK OF 19-Aug	WEEK OF 31-Aug	TOTAL
Disabled Vehicle Removal	0	0	0	0	0
Shift/Hours On Duty	0	0	0	0	0
Patrols/Crossovers	0	0	0	0	0
Other Inspections	0	0	0	0	0
Complaints Received	0	0	0	0	0
Co-Operation W/Other Agencies	0	0	0	0	0
Services Rendered	0	0	0	0	0
First Aid	0	0	0	0	0
Advisories: Pedestrians, Bikers & Automobiles	0	0	0	0	0
Traffic Control Assistance	0	0	0	0	0
River Readings	0	0	0	0	0
Vehicles Refused Passage	0	0	0	0	0
Medical Emergencies (911 Calls)	0	0	0	0	0
Calls For Assistance (State Police)	0	0	0	0	0
Other Incidents	0	0	0	0	0
NOTES:					

0

DELAWARE RIVER JOINT TOLL BRIDGE COMMISSION

MONTHLY ACTIVITY SERVICES RENDERED REPORT

BRIDGE Northampton Street

MONTH August		YEAR 2017							
ACTIVITY/SERVICE	WEEK OF	5-Aug	WEEK OF	12-Aug	WEEK OF	19-Aug	WEEK OF	26-Aug	TOTAL
Disabled Vehicle Removal		0		0		0		0	0
Shift/Hours On Duty		336		336		336		336	1344
Patrols/Crossovers		174		168		168		170	680
Complaints Received		0		0		0		1	1
Co-Operation W/Other Agencies		50		42		79		54	225
Services Rendered		238		231		152		194	815
First Aid		0		0		0		0	0
Advisories: Pedestrians, Bikers & Automobiles		147		117		154		116	534
Traffic Control Assistance		35		33		41		85	194
River Readings		0		0		0		0	0
Vehicles Refused Passage		111		79		63		75	328
Medical Emergencies (911 Calls)		0		0		0		0	0
Calls For Assistance (State Police)		0		0		0		0	0
NOTES:									

DELAWARE RIVER JOINT TOLL BRIDGE COMMISSION
MONTHLY ACTIVITY SERVICES RENDERED REPORT

BRIDGE Riegelsville

MONTH August		YEAR 2017							
ACTIVITY/SERVICE	WEEK OF	5-Aug	WEEK OF	12-Aug	WEEK OF	19-Aug	WEEK OF	26-Aug	TOTAL
Disabled Vehicle Removal		0		0		0		0	0
Shift/Hours On Duty		280		276		278		296	1130
Patrols/Crossovers		141		113		129		152	535
Complaints Received		0		0		0		0	0
Co-Operation W/Other Agencies		71		62		64		34	231
Services Rendered		67		69		73		70	279
First Aid		0		0		0		0	0
Advisories: Pedestrians, Bikers & Automobiles		59		32		29		39	159
Traffic Control Assistance		35		35		25		48	143
River Readings		0		0		0		0	0
Vehicles Refused Passage		23		30		28		36	117
Medical Emergencies (911 Calls)		0		0		0		0	0
Calls For Assistance (State Police)		0		1		0		0	1
NOTES:									

DELAWARE RIVER JOINT TOLL BRIDGE COMMISSION
MONTHLY ACTIVITY SERVICES RENDERED REPORT

MONTH		August		BRIDGE		Milford-Upper Black Eddy			
				YEAR		2017			
ACTIVITY/SERVICE	WEEK OF	5-Aug	WEEK OF	12-Aug	WEEK OF	19-Aug	WEEK OF	26-Aug	TOTAL
Disabled Vehicle Removal									0
Shift/Hours On Duty									0
Patrols/Crossovers									0
Complaints Received									0
Co-Operation W/Other Agencies									0
Services Rendered									0
First Aid									0
Advisories: Pedestrians, Bikers & Automobiles									0
Traffic Control Assistance									0
River Readings									0
Vehicles Refused Passage									0
Medical Emergencies (911 Calls)									0
Calls For Assistance (State Police)									0
NOTES:									
									0

DELAWARE RIVER JOINT TOLL BRIDGE COMMISSION

MONTHLY ACTIVITY SERVICES RENDERED REPORT

MONTH <u>August</u>		BRIDGE <u>Frenchtown-Uhlerstown</u>							
		YEAR <u>2017</u>							
ACTIVITY/SERVICE	WEEK OF	5-Aug	WEEK OF	12-Aug	WEEK OF	19-Aug	WEEK OF	26-Aug	TOTAL
Disabled Vehicle Removal		0		0		0		0	0
Shift/Hours On Duty		32		64		32		16	144
Patrols/Crossovers		16		32		16		8	72
Complaints Received		0		0		0		0	0
Co-Operation W/Other Agencies		6		13		6		4	29
Services Rendered		1		7		12		0	20
First Aid		0		0		0		0	0
Advisories: Pedestrians, Bikers & Automobiles		16		30		17		9	72
Traffic Control Assistance		5		10		12		3	30
River Readings		0		0		0		0	0
Vehicles Refused Passage		4		3		3		1	11
Medical Emergencies (911 Calls)		0		0		0		0	0
Calls For Assistance (State Police)		0		1		0		0	1
NOTES:									

DELAWARE RIVER JOINT TOLL BRIDGE COMMISSION

MONTHLY ACTIVITY SERVICES RENDERED REPORT

MONTH August		BRIDGE Belvidere-Riverton							
		YEAR 2017							
ACTIVITY/SERVICE	WEEK OF	5-Aug	WEEK OF	12-Aug	WEEK OF	19-Aug	WEEK OF	26-Aug	TOTAL
Disabled Vehicle Removal		0		0		0			0
Shift/Hours On Duty		168		168		168		168	672
Patrols/Crossovers		85		86		84		84	339
Complaints Received		2		0		0		0	2
Co-Operation W/Other Agencies		5		4		5		2	16
Services Rendered		14		12		8		5	39
First Aid		0		0		0		0	0
Advisories: Pedestrians, Bikers & Automobiles		39		27		26		29	121
Traffic Control Assistance		12		10		4		2	28
River Readings		0		0		0		0	0
Vehicles Refused Passage		12		4		8		9	33
Medical Emergencies (911 Calls)		0		0		0		0	0
Calls For Assistance (State Police)		0		1		0		0	1
NOTES:									

DELAWARE RIVER JOINT TOLL BRIDGE COMMISSION
MONTHLY ACTIVITY SERVICES RENDERED REPORT

BRIDGE Portland-Columbia (Ped)									
MONTH August		YEAR 2017							
ACTIVITY/SERVICE	WEEK OF	5-Aug	WEEK OF	12-Aug	WEEK OF	19-Aug	WEEK OF	26-Aug	TOTAL
Disabled Vehicle Removal									0
Shift/Hours On Duty									0
Patrols/Crossovers									0
Complaints Received									0
Co-Operation W/Other Agencies									0
Services Rendered									0
First Aid									0
Advisories: Pedestrians, Bikers & Automobiles									0
Traffic Control Assistance									0
River Readings									0
Vehicles Refused Passage									0
Medical Emergencies (911 Calls)									0
Calls For Assistance (State Police)									0
NOTES:									

DELAWARE RIVER JOINT TOLL BRIDGE COMMISSION

Meeting of September 25, 2017

Operations Report Index

ELECTRONIC SECURITY AND SURVEILLANCE REPORT

Subject	Description	Page Numbers
Electronic Security and Surveillance	Status Report for the Months of July/ August 2017	1 - 10

DELAWARE RIVER JOINT TOLL BRIDGE COMMISSION

Meeting of September 25, 2017

ELECTRONIC SECURITY AND SURVEILLANCE REPORT MONTH OF JULY 2017

The below-listed items represent meetings, communications, tasks, and projects involving the Electronic Security and Surveillance Department:

Radio System

- During the month of July 2017, ESS personnel continued working to complete the radio upgrade. Paperwork is being filed to lease space on the Solebury Tower to complete the microwave backup from the Stockton Tower to the New Jersey State Police Headquarters.
- During the month of July 2017, a meeting was held at the Gravel Hill IR site with the owner to identify DRJTBC and NJ State Police radio equipment.
- During the month of July 2017, ESS personnel conducted a radio training exercise for contractors utilizing the DRJTBC radio system during the Scudder Falls Bridge construction project.
- ESS personnel alone, and in conjunction with the New Jersey State Police investigated various other DRJTBC radio issues both during and after normal working hours.
- ESS personnel continue to work with the Districts and IT to update the Cartegraph radio inventory database.

Access Control System

- During the month of July 2017, ESS personnel continued to review all the doors and locks mapped out and coded on the current ESS site plans to ensure their accuracy.
- During the month of July 2017, ESS and Schneider Electric worked to bring the entire I-78 access control system on line. New databases and maps are being created for all the other bridge facilities in preparation of their cut over to the new access control system.
- During the month of July 2017, it was discovered that there are several old pad locks being utilized in the Commission that are not on the new lock system. New locks are in the process of being ordered to replace those locks for security reasons.

DELAWARE RIVER JOINT TOLL BRIDGE COMMISSION

Meeting of September 25, 2017

ELECTRONIC SECURITY AND SURVEILLANCE REPORT MONTH OF JULY 2017

- During the month of July 2017, ESS personnel worked with General Supply (Commission's locksmith) to address various lock issues.
- In July 2017, ESS personnel created ID badges and toll cards for new employees, consultants and summer employees.
- During the month of July 2017, the ACS database was audited and the system was purged of invalid employees and contractor cards. Various other employee ACS rights were updated and/or changed at the request of supervisors.
- Various door alarms and ACS issues were addressed both during and after normal working hours.

ESS

- On July 19, 2017, ESS personnel and IT met with Schneider Electric and representatives from Genetec to discuss a feature of the video management system titled "Mission Control." This feature has the possibility of replacing the existing reporting system utilized by Operations to document emergencies, incidents and other events.
- During the month of July 2017, ESS personnel, along with Engineering, and Schneider Electric initiated a cost estimate for running fiber for the new cameras at I-78, as opposed to making them wireless. ESS is waiting to receive the estimate since fiber is much more reliable than the wireless.
- During the month of July 2017, ESS personnel continued working with Engineering reference the new Scudder Falls facility. The camera survey for the Park and Ride has been approved and is pending construction.
- During the month of July 2017, ESS personnel and Schneider Electric continued to work on a camera design and equipment layout for the Lumberville-Raven Rock Pedestrian Bridge.
- During the month of July 2017, ESS personnel and Schneider Electric initiated a plan to install backup generator power at the Portland-Columbia Pedestrian Bridge. The generator would power the ESS system and the bridge lighting.
- During the month of July 2017, ESS personnel continued to work with Schneider Electric on various other new Capital Projects, pending projects and current

DELAWARE RIVER JOINT TOLL BRIDGE COMMISSION

Meeting of September 25, 2017

ELECTRONIC SECURITY AND SURVEILLANCE REPORT MONTH OF JULY 2017

- construction projects. The new Genetec mobile application for viewing the cameras remotely is presently being tested.
- During the month of July 2017, ESS and Schneider Electric continued to work with Telegra analytics to test their system.
- ESS personnel reviewed and purged the ESS video storage database that contains copies of videos requested by DRJTBC personnel and outside agencies.
- ESS personnel worked during, and after normal working hours on numerous ESS issues and problems raised by Commission members.
- The ESS Primary Control Center (PCC) continues to operate 24/7 and detected, documented, and assisted the District bridges with various emergencies, traffic, and security related incidents.
- During the month of July 2017, ESS personnel worked with several police departments and DRJTBC personnel on various inquiries and investigations. As a result, ESS personnel investigated and processed **thirteen** video requests. Please see the attached "ESS Request Video Report" for a summary of information on each request.

Miscellaneous

- On July 13, 2017, ESS personnel attended the DRJTBC Staff meeting followed by the Operations Meeting held at the New Hope Executive Headquarters.
- During the month of July 2017, ESS personnel worked with Security, Safety and Training to address the homeless occupying various Commission property in District's I and II.
- During the month of July 2017, ESS personnel continued to work with Toll to ensure the security features of the new tolling system are working as expected.
- During the month of July 2017, ESS personnel prepared a presentation to upgrade the current ESS generators so they would have the capacity to power the entire bridge shelter and bridge lighting.
- During the month of July 2017, met with Purchasing and IT to discuss the elimination of the current Verizon broad band communications system.

DELAWARE RIVER JOINT TOLL BRIDGE COMMISSION

Meeting of September 25, 2017

ELECTRONIC SECURITY AND SURVEILLANCE REPORT MONTH OF JULY 2017

- During the month of July 2017, the ESS Department monitored the Commission's Alert Level as a result of the recent terrorist attacks.

DELAWARE RIVER JOINT TOLL BRIDGE COMMISSION

Meeting of September 25, 2017

ELECTRONIC SECURITY AND SURVEILLANCE REPORT MONTH OF AUGUST 2017

The below-listed items represent meetings, communications, tasks, and projects involving the Electronic Security and Surveillance Department:

Radio System

- During the month of August 2017, ESS personnel continued working to complete the radio upgrade. Negotiations to procure space on the Solebury tower are ongoing.
- During the month of August 2017, negotiations to update the existing lease agreement with the owner of the Gravel Hill IR site continued.
- ESS personnel alone, and in conjunction with the New Jersey State Police investigated various other DRJTBC radio issues both during and after normal working hours.
- ESS personnel continue to work with the Districts and IT to update the Cartegraph radio inventory database.

Access Control System

- During the month of August 2017, members of the ESS Department received initial training on the Genetec Access Control System. To date, the following facilities have been cut over to the new access control system: I-78, Trenton-Morrisville and the New Hope-Lambertville Toll Bridge facility.
- During the month of August 2017, it was discovered that there are several old pad locks being utilized in the Commission that are not on the new lock system. New locks are in the process of being ordered to replace those locks for security reasons.
- During the month of August 2017, ESS personnel worked with General Supply (Commission's locksmith) to address various lock issues.
- In August 2017, ESS personnel created ID badges and toll cards for new employees and consultants. The summer employee cards expired on August 25, 2017.

DELAWARE RIVER JOINT TOLL BRIDGE COMMISSION

Meeting of September 25, 2017

ELECTRONIC SECURITY AND SURVEILLANCE REPORT MONTH OF AUGUST 2017

- During the month of August 2017, the ACS database was audited and the system was purged of invalid employees and contractor cards. Various other employee ACS rights were updated and/or changed at the request of supervisors.
- Various door alarms and ACS issues were addressed both during and after normal working hours.

ESS

- During the month of August 2017, ESS personnel continued working with Engineering on the new Scudder Falls facility and the renovations to the I-78 administration building.
- During the month of August 2017, ESS personnel and Schneider Electric continued to work on a camera design and equipment layout for the Lumberville-Raven Rock Pedestrian Bridge and the I-78 Toll Bridge.
- During the month of August 2017, ESS personnel continued to work with Schneider Electric on various new Capital Projects, pending projects and current construction projects.
- During the month of August 2017, ESS personnel moved cameras at the Milford-Montague Toll Bridge Facility to enhance the coverage of the Toll Collector's counting area and bank access.
- During the month of August 2017, ESS and Schneider Electric continued to work with Telegra analytics to test their system. The Commission also received a presentation on camera analytics from another company called "BriefCam."
- ESS personnel reviewed and purged the ESS video storage database that contains copies of videos requested by DRJTBC personnel and outside agencies.
- ESS personnel worked during, and after normal working hours on numerous ESS issues and problems raised by Commission members.
- The ESS Primary Control Center (PCC) continues to operate 24/7 and detected, documented, and assisted the District bridges with various emergencies, traffic, and security related incidents.

DELAWARE RIVER JOINT TOLL BRIDGE COMMISSION


Meeting of September 25, 2017

ELECTRONIC SECURITY AND SURVEILLANCE REPORT MONTH OF AUGUST 2017

- During the month of August 2017, ESS personnel worked with several police departments and DRJTBC personnel on various inquiries and investigations. As a result, ESS personnel investigated and processed twenty-six video requests. Please see the attached "ESS Request Video Report" for a summary of information on each request.

Miscellaneous

- On August 30, 2017, ESS held a department meeting to discuss training, procedures, protocols and current events.
- During the month of August 2017, ESS personnel worked with Security, Safety and Training on various endeavors.
- During the month of August 2017, ESS personnel prepared the department's 2018-2019 Capital Budget and Operations Budget.
- During the month of August 2017, ESS personnel worked with the Purchasing Department on various projects.
- During the month of August 2017, ESS personnel conducted training on the new Genetec video management system for District personnel.
- During the month of August 2017, the ESS Department monitored the Commission's Alert Level as a result of the recent terrorist attacks.



ESS Request Video

Report Month: 7/1/2017- 7/31/2017

Report Run Date: 8/30/2017

ID	Request Date	Request_Agency	Requestor	Location	Incident Type	DRJTBC Requestor
1351	7/2/17	DRJTBC	D Stites - PCC	I78	Other	Denis Stites
1352	7/2/17	DRJTBC	D Stites - PCC	Northampton	Other	Denis Stites
1353	7/2/17	DRJTBC	D Stites - PCC	Northampton	Other	Denis Stites
1354	7/3/17	DRJTBC	D Stites - PCC	NHL	Other	Denis Stites
1354	7/4/17	NJ Transit	Detective Gerald D.' Alessio Jr.	TM	Other	Ken Terry
1355	7/6/17	DRJTBC	David Burd	TM	Internal Investigation	Kevin Raiké
1356	7/6/17	DRJTBC	S Carmody	Northampton	Internal Investigation	Kevin Clark
1357	7/10/17	DRJTBC	Sgt Schueck	I78	Motor Vehicle Accident	Kevin Clark
1358	7/10/17	PSP Belfast	Trp J Oleksza	PC	Motor Vehicle Accident	Kevin Clark
1359	7/13/17	DRJTBC	Dave Burd	NHL-TS	Other	Matt Jones
1360	7/16/17	DRJTBC	A. León	TM	Motor Vehicle Accident	Ariel Leon
1361	7/17/17	DRJTBC	D Stites - PCC	PC	Other	Denis Stites
1362	7/19/17	DRJTBC	D Stites - PCC	EP	Motor Vehicle Accident	Denis Stites
1364	7/20/17	DRJTBC	D Stites - PCC	I78	Other	Denis Stites
1365	7/21/17	Sussex County Prosecutor's Office	Detective Kyle Phlegar	MM	Police Investigation	Nicholas Knechel
1367	7/23/17	PCC	Ken Terry	Scudder Falls	Motor Vehicle Accident	Ken Terry
1368	7/24/17	DRJTBC	N. Knechel	I78	Motor Vehicle Accident	Nicholas Knechel
1369	7/25/17	PSP Belfast	Trp Hayes	I78	Other	Denis Stites
1370	7/26/17	PaSP Belfast	Trooper Jeremy Hayes	EP	Burglary	Matt Jones
1371	7/27/17	PCC	Ken Terry	TM	Motor Vehicle Accident	Ken Terry
1372	7/30/17	PSP Belfast	Trp. Ahearn #8913	PC	Police Investigation	Nicholas Knechel
1373	7/30/17	DRJTBC	N. Knechel	Calhoun St.	Other	Nicholas Knechel
1374	7/31/17	DRJTBC/PCC	Ken Terry	Scudder Falls	Motor Vehicle Accident	Ken Terry

Total for Month: 23

ESS Request Video

Report Month: 8/1/2017-8/31/2017

Report Run Date: 9/1/2017

ID	Request Date	Request Agency	Requestor	Location	Incident Type	DRJTBC Requestor
1375	8/1/17	DRJTBC/PCC	Ken Terry	178	Commission Damage	Ken Terry
1376	8/2/17	DRJTBC	Cpl. John Zara	Scudder Falls	Motor Vehicle Accident	Kevin Raike
1377	8/3/17	DRJTBC	Cpl. John Zara	Scudder Falls	Motor Vehicle Accident	Kevin Raike
1378	8/4/17	DRJTBC/PCC	Ken Terry	Lower Trenton	Motor Vehicle Accident	Ken Terry
1379	8/6/17	PASP Trevoise	Tpr. Lee	TM	Hit & Run MVA	Mark Leary Jr
1380	8/6/17	DRJTBC	M Gara	TM	Other	Kevin Clark
1381	8/7/17	DRJTBC	Cpl. Dragotta	178	Motor Vehicle Accident	Nicholas Knechel
1382	8/7/17	DRJTBC	SGT. Anthony Dragotta	178	Motor Vehicle Accident	Nicholas Knechel
1383	8/7/17	DRJTBC	Cpl. Robert Capaldi	NHL	Other	Nicholas Knechel
1384	8/7/17	DRJTBC	AC Jamie Davis	Washington Crossing	Motor Vehicle Accident	Kevin Raike
1386	8/8/17	DRJTBC	A. León	Riverton-Belvidere	Other	
1387	8/11/17	DRJTBC	N. Knechel	Riegelsville	Motor Vehicle Accident	Nicholas Knechel
1388	8/13/17	Slate Belt Regional PD	Officer Joe Torre	Northampton	Police Investigation	Nicholas Knechel
1389	8/16/17	DRJTBC	D Stites - PCC	PC	Motor Vehicle Accident	Denis Stites
1390	8/18/17	DRJTBC	William Wright	Riegelsville	Other	Matt Jones
1391	8/18/17	DRJTBC	PCC	EP	Motor Vehicle Accident	Matt Skrebel
1392	8/20/17	DRJTBC	ESS	PC	Other	Mark Leary Jr
1393	8/22/17	DRJTBC	Cpl Amato	178	Motor Vehicle Accident	Kevin Clark
1394	8/23/17	DRJTBC	ESS	TM	Motor Vehicle Accident	Mark Leary Jr
1395	8/25/17	DRJTBC	SGT Flynn	EP	Motor Vehicle Accident	Michael Wahl
1396	8/25/17	DRJTBC	Matt Corrigan	Calhoun St.	Police Investigation	Nicholas Knechel
1397	8/26/17	DRJTBC	A. León	Northampton	Other	Ariel Leon
1398	8/29/17	DRJTBC	Director Wright/ SST	Riverton-Belvidere	Internal Investigation	Ken Terry
1399	8/30/17	DRJTBC	PCC	178	Overweight Crossing	Kevin Clark



ESS Request Video

Report Month: 8/1/2017-8/31/2017

Report Run Date: 9/1/2017

ID	Request Date	Request_Agency	Requestor	Location	Incident Type	DRJTBC Requestor
1400	8/30/17	DRJTBC	A. León	EP	Commission Damage	Ariel Leon
1401	8/31/17	DRJTBC	PCC	DWG	Motor Vehicle Accident	Kevin Raiké
Total for Month:						26

DELAWARE RIVER JOINT TOLL BRIDGE COMMISSION

Meeting of September 25, 2017

**OPERATIONS REPORT INDEX
FOR
SUPPLEMENTAL PROJECTS REPORT**

SUBJECT	DESCRIPTION	PAGE NUMBER
Projects	Supplemental Projects Report-Overview Report of General Upkeep, Preventative Maintenance, Maintenance Projects and Update of Motor Assistance Program – District I, II and III for the Month of July/August 2017	1-6

District I**LeVar Talley, Superintendent****Jesse Cole, Acting Asst. Superintendent****Larry Dublin, Foreman of Maintenance, Trenton-Morrisville****Daniel Pascuillo, Foreman of Maintenance, New Hope-Lambertville****Trenton-Morrisville Toll Bridge**

Task	JAN	FEB	MAR	APR	MAY	JUN	JUL	AUG	SEP	OCT	NOV	DEC	Total Man-hours
Bridge Maintenance	0	0	16	24	200	96	24						360
Bldg./Facilities Maintenance	716	840	1,015	792	828	886	787						5,864
Grounds Maintenance	64	48	32	178	265	297	240						1,124
Road Maintenance	76	0	52	88	168	47	16						447
Snow/Ice Maintenance	307	188	196	0	0	0	0						691
Vehicle Maintenance	315	265	253	182	84	172	139						1,410
Miscellaneous	8	8	8	16	0	24	16						80
Total Man-hours	1,486	1,349	1,572	1,280	1,545	1,522	1,222	0	0	0	0	0.0	9,976

New Hope-Lambertville Toll Bridge

Task	JAN	FEB	MAR	APR	MAY	JUN	JUL	AUG	SEP	OCT	NOV	DEC	Total Man-hours
Bridge Maintenance	116	168	316	168	316	284	120						1,488
Bldg./Facilities Maintenance	708	708	684	670	742	742	590						4,844
Grounds Maintenance	64	72	88	276	246	360	430						1,536
Road Maintenance	80	32	46	40	306	184	92						780
Snow/Ice Maintenance	166	112	160	0	0	0	0						438
Vehicle Maintenance	56	28	32	56	24	24	72						292
Miscellaneous	104	40	40	40	32	72	48						376
Total Man-hours	1,294	1,160	1,366	1,250	1,666	1,666	1,352	0	0	0	0	0.0	9,754

Southern Division Toll Supported Bridges

Task	JAN	FEB	MAR	APR	MAY	JUN	JUL	AUG	SEP	OCT	NOV	DEC	Total Man-hours
Bridge Maintenance	32	88	144	80	232	319	100						995
Bldg./Facilities Maintenance	447	393	489	460	304	305	285						2,683
Grounds Maintenance	88	232	80	268	328	450	354						1,800
Road Maintenance	107	48	164	79	292	154	72						916
Snow/Ice Maintenance	146	113	119	0	0	0	0						378
Vehicle Maintenance	220	166	120	158	112	93	128						997
Miscellaneous	69	100	155	48	94	94	39						599
Total Man-hours	1,109	1,140	1,271	1,093	1,362	1,415	978	0	0	0	0	0.0	8,368

District II**James Shelly, Superintendent****Harry Brown, Asst. Superintendent****Robert Varju, Foreman of Maintenance, I-78****Mark W. Dilts, Foreman of Maintenance, Easton-Phillipsburg****Easton-Phillipsburg Toll Bridge**

Task	JAN	FEB	MAR	APR	MAY	JUN	JUL	AUG	SEP	OCT	NOV	DEC	Total Man-hours
Bridge Maintenance	32	56	72	236	257	491	204						1,348
Bldg./Facilities Maintenance	857	600	727	460	540	491	432						4,107
Grounds Maintenance	88	48	120	163	348	262	246						1,275
Road Maintenance	95	101	104	184	220	469	272						1,445
Snow/Ice Maintenance	156	156	282	0	0	0	0						594
Vehicle Maintenance	88	197	304	183	68	96	24						960
Miscellaneous	49	64	32	72	32	52	38						339
Total Man-hours	1,365	1,222	1,641	1,298	1,465	1,861	1,216	0	0	0	0	0	10,068

I-78 Toll Bridge

Task	JAN	FEB	MAR	APR	MAY	JUN	JUL	AUG	SEP	OCT	NOV	DEC	Total Man-hours
Bridge Maintenance	64	56	8	79	180	181	32						600
Bldg./Facilities Maintenance	827	854	1069	846	1,103	1,033	892						6,624
Grounds Maintenance	96	410	410	654	735	848	623						3,776
Road Maintenance	104	32	0	72	206	54	35						503
Snow/Ice Maintenance	702	288	460	0	0	0	0						1,450
Vehicle Maintenance	148	164	160	131	104	160	113						980
Miscellaneous	128	92	49	88	131	93	117						698
Total Man-hours	2,069	1,896	2,156	1,870	2,459	2,369	1,812	0	0	0	0	0	14,631

Northern Division Toll Supported Bridges

Task	JAN	FEB	MAR	APR	MAY	JUN	JUL	AUG	SEP	OCT	NOV	DEC	Total Man-hours
Bridge Maintenance	56	48	56	160	152	280	144						896
Bldg./Facilities Maintenance	546	389	476	285	336	82	52						2,166
Grounds Maintenance	88	78	159	168	352	343	224						1,412
Road Maintenance	88	64	104	180	176	250	208						1,070
Snow/Ice Maintenance	89	112	271	0	0	0	0						472
Vehicle Maintenance	139	152	184	144	134	161	144						1,058
Miscellaneous	0	0	0	8	16	0	0						24
Total Man-hours	1,006	843	1,250	945	1,166	1,116	772	0	0	0	0	0	7,098

District III**Michele Gara, Acting Superintendent****Richard Taitt, Assistant Superintendent****James Gower, Foreman of Maintenance****Portland-Columbia Toll Bridge**

Task	JAN	FEB	MAR	APR	MAY	JUN	JUL	AUG	SEP	OCT	NOV	DEC	Total Man-hours
Bridge Maintenance	16	8	56	64	127	96	0						367
Bldg./Facilities Maintenance	428	304	306	267	120	96	156						1,677
Grounds Maintenance	72	56	67	174	160	174	156						859
Road Maintenance	0	64	88	112	136	152	48						600
Snow/Ice Maintenance	40	117	193	0	0	0	0						350
Vehicle Maintenance	127	64	136	50	68	120	80						645
Miscellaneous	64	32	98	137	20	30	76						457
Total Man-hours	747	645	944	804	631	668	516	0	0	0	0	0	4,955

Delaware Water Gap Toll Bridge

Task	JAN	FEB	MAR	APR	MAY	JUN	JUL	AUG	SEP	OCT	NOV	DEC	Total Man-hours
Bridge Maintenance	0	8	0	0	208	0	32						248
Bldg./Facilities Maintenance	1,377	1317	1,100	1,248	1,176	1,192	936						8,346
Grounds Maintenance	56	32	146	0	8	224	184						650
Road Maintenance	32	32	32	24	104	96	152						472
Snow/Ice Maintenance	191	208	284	0	0	0	0						683
Vehicle Maintenance	176	160	248	168	160	192	144						1,248
Miscellaneous	80	88	56	16	48	8	64						360
Total Man-hours	1,912	1845	1,866	1,456	1,704	1,712	1,512	0	0	0	0	0	12,007

Milford-Montague Toll Bridge

Task	JAN	FEB	MAR	APR	MAY	JUN	JUL	AUG	SEP	OCT	NOV	DEC	Total Man-hours
Bridge Maintenance	0	0	0	32	166	0	16						214
Bldg./Facilities Maintenance	560	432	350	316	430	376	366						2,830
Grounds Maintenance	0	12	20	156	83	262	208						741
Road Maintenance	0	12	48	104	31	40	40						275
Snow/Ice Maintenance	100	116	171	0	0	0	0						387
Vehicle Maintenance	44	80	118	38	54	66	46						446
Miscellaneous	52	24	144	121	8	32	24						405
Total Man-hours	756	676	851	767	772	776	700	0	0	0	0	0	5,298



**Monthly Motor Assistance Program Report
July 2017**

7/2017	AAA Called	Tire Ass't	Cleared Vehicle	Unleaded Gas	Diesel Fuel	Jump Start	Radiator Fill	Washer Fill	Cell Phone	Traffic Control	Transport Motorist	Other
1		NHL	1									
	1	1	1						1	1		1
	1	2	1						1	1		1
	Dist Total											
2		EP	2	3						1		
	3	2	2	2			1			13		3
	3	2	4	5			1			14		3
	Dist Total											
3	1		4	4						4		2
	1		4	4						4		2
	Dist Total											
Grand Total			5	4	9	9	1		1	19		6

**Monthly Motor Assistance Program Report
August 2017**

		AAA Called	Tire Ass't	Cleared Vehicle	Unleaded Gas	Diesel Fuel	Jump Start	Radiator Fill	Washer Fill	Cell Phone	Traffic Control	Transport Motorist	Other	
8/2017	1	TM		3	1	1	2	1			2		1	
		Dist Total		3	1	1	2	1			2		1	
	2	EP			1			1					1	
		I78	3	5	1		1				21		6	
		Dist Total	3	5	1	1	1	1			21		7	
	3	DWG	1	1	3		1			1	2		1	
		MM	1			1				1				
		Dist Total	2	1	3	1	1			2	2		1	
		Grand Total	5	6	7	3	1	4	2		2	25		9

DELAWARE RIVER JOINT TOLL BRIDGE COMMISSION

Meeting of September 25, 2017

USE OF FACILITIES REQUEST REPORT

MONTHS OF JULY/AUGUST 2017

SUBJECT	DESCRIPTION	PAGE NUMBER
Use of Facilities	Use of Facilities Request-Month of July/August 2017	1

DELAWARE RIVER JOINT TOLL BRIDGE COMMISSION

Meeting of September 25, 2017

PROPERTY REPORT

Use of Commission Facilities

Facility	Organization	Date/Time	Description of Use
Northampton St. Toll Supported Bridge	Warren County Farmers' Fair	July 7, 2017 through August 7, 2017	DII-UOF Warren County Farmers' Fair - Banner
Northampton St. Toll Supported Bridge	Our Lady of Lebanon Church	July, 24, 2017 through August 7, 2017	DII-UOF Our Lady of Lebanon Church - Banner
Northampton St. Toll Supported Bridge	Warren County 4-H Renaissance Faire	August 24, 2017 through September 24, 2017	DII-UOF Warren County 4-H Renaissance Faire Banner

DELAWARE RIVER JOINT TOLL BRIDGE COMMISSION

Meeting of September 25, 2017

Operations Report Index

Plants and Facilities

SUBJECT	DESCRIPTION	PAGE NUMBER
Plants and Facilities	Status report Months of July/August, 2017	1-4

DELAWARE RIVER JOINT TOLL BRIDGE COMMISSION
Meeting of September 25, 2017

PLANTS AND FACILITIES REPORT
MONTH OF JULY 2017

- Oversaw and monitored activities for the Motorist Assistance Program during the month of July, 2017. Forwarded the monthly report to the Executive Director of Operations.
- Attended C-657A-3 Buildings & Facilities Energy Conservation Measures Implementation Mechanical & Electrical Design meeting at New Hope Toll Bridge.
- Attended meeting with District III staff to discuss 2017 Facility Capital projects list and make recommendations to assure completion of projects.
- Attended meeting to discuss emergency telephone system in TM, NHL and I-78 elevators and the procedure to follow when and employee is trapped in an elevator.
- Attended T-645A - Buildings & Facilities Energy Conservation Measures - Electrical / Lighting (Pre-Construction Mtg.) held at New Hope Lambertville Toll Bridge.
- Attended T-508A - I-78 - Maintenance Garage Expansion (Bi-Weekly Progress Mtg.) held at I-78 Toll Bridge Maintenance Facility.
- Attended T-508A - I-78 - Maintenance Garage Expansion walkthrough of progress to date of maintenance garage and administration building work completed.
- Completed Pennsylvania Department of Environmental Protection I-78 underground storage system closure report form for the removal of the old fuel storage tank at the I-78 maintenance facility.
- Attended the Work Place Safety Committee Meeting held at Trenton-Morrisville Toll Bridge Facility.
- Reviewed and approved invoices for repairs submitted by Guide Rail/Attenuator contractor J. Fletcher Creamer.

DELAWARE RIVER JOINT TOLL BRIDGE COMMISSION
Meeting of September 25, 2017

- Reviewed and approved 2016 Vehicle and Equipment Capital Budget list with District staff and provided recommendations to the Deputy Executive Director.
- Reviewed and approved 2017 Facility Capital Project for New Hope Lambertville Administration Building landscaping improvements.
- Prepared monthly Plants and Facilities report for July 2017 Superintendents / Operations staff meeting held at New Hope Lambertville administration meeting.
- Attended monthly Superintendents/ Operations meeting held at New Hope Toll Bridge facility.
- Reviewed the Accident Log/Property Damage Reports for the month of July 2017. Forwarded the monthly report to the Director of Human Resources, Insurance Administrator, Comptroller and Deputy Executive Director of Operations.
- Continued site visits of Commission Facilities during the month of July 2017 to review plant operations, maintenance procedures and related issues.
- Prepared and forwarded the report on Use of Commission Facilities for the month of July 2017 to the Deputy Executive Director of Operations.

DELAWARE RIVER JOINT TOLL BRIDGE COMMISSION
Meeting of September 25, 2017

PLANTS AND FACILITIES REPORT
MONTH OF AUGUST 2017

- Oversaw and monitored activities for the Motorist Assistance Program during the month of August, 2017. Forwarded the monthly report to the Executive Director of Operations.
- Attended C-657A-3 Buildings & Facilities Energy Conservation Measures Implementation Mechanical & Electrical Design meeting at New Hope Toll Bridge.
- Attended T-645B - Buildings & Facilities Energy Conservation Measures – Mech. /Controls Bi-Weekly Progress Mtgs. Held at New Hope Toll Bridge Facility.
- Attended T-508A - I-78 Maintenance Garage Expansion (BIM) Building Information Modeling update meeting held at New Hope Toll Bridge Facility.
- Attended meeting with District I, II and III staff to discuss 2017 Facility Capital projects list and make recommendations to assure completion of projects.
- Attended meeting at Easton Phillipsburg Toll Bridge to discuss Commission training and safety needs.
- Easton-Phillipsburg and I-78 facility annual compliance testing for the underground storage tanks was completed by Trammel Inc.
- Attended meeting with representative from Office Basics and Earth Labs Inc. to discuss an all-purpose cleaner for Commission facilities held at Trenton Morrisville Toll Bridge.
- Attended T-508A - I-78 - Maintenance Garage Expansion (Bi-Weekly Progress Mtg.) held at I-78 Toll Bridge Maintenance Facility.
- Completed Pennsylvania Department of Environmental Protection I-78 underground storage system closure report form for the removal of the old fuel storage tank at the I-78 maintenance facility.

DELAWARE RIVER JOINT TOLL BRIDGE COMMISSION
Meeting of September 25, 2017

- Approved J.W. Scott to complete underground storage tank repairs for the Easton Phillipsburg underground storage tank to prepare for annual compliance test.
- Reviewed and approved replacement of fourth floor compressor for the Trenton Morrisville Toll Bridge Administration building HVAC system.
- Attended the Work Place Safety Committee Meeting held at Trenton-Morrisville Toll Bridge Facility.
- Reviewed and approved invoices for repairs submitted by Guide Rail/Attenuator contractor J. Fletcher Creamer.
- Completed scope of work for the replacement of windows and entrance doors for the New Hope Firehouse Building.
- Reviewed and approved 2018 Facility Capital Project lists from District staff and forwarding to engineering department.
- Prepared monthly Plants and Facilities report for July 2017 Superintendents / Operations staff meeting held at New Hope Lambertville administration meeting.
- Reviewed the Accident Log/Property Damage Reports for the month of August, 2017. Forwarded the monthly report to the Director of Human Resources, Insurance Administrator, Comptroller and Deputy Executive Director of Operations.
- Continued site visits of Commission Facilities during the month of August, 2017 to review plant operations, maintenance procedures and related issues.
- Prepared and forwarded the report on Use of Commission Facilities for the month of August, 2017 to the Deputy Executive Director of Operations.

DELAWARE RIVER JOINT TOLL BRIDGE COMMISSION

Meeting of September 25, 2017

**OPERATIONS INDEX
FOR
INFORMATION TECHNOLOGY**

SUBJECT	DESCRIPTION	PAGE NUMBER
Information Technology	Status Report Month of July/August 2017	1

DELAWARE RIVER JOINT TOLL BRIDGE COMMISSION
Meeting of September 25, 2017

Information Technology Department Report
Months of July and August 2017

The following activities under the general heading of Information Technology were recently initiated, accomplished, or performed:

Helpdesk/Deployments:

- Processed 56 work orders for the month of July and 100 for the month of August.
- Includes all software support, IT daily tasks, printer and desktop support, Intranet, news and job postings, telephone support, and form design/updates.
- Includes configuration and deployment of desktops, laptops, and cell phones.
- Includes MUNIS, Kronos, Cartegraph, and other Enterprise Software updates and maintenance, and EZ-Pass support.

Projects:

Kronos Upgrade:

- Currently evaluating a plan to upgrade Kronos.

Office 2016 Upgrade:

- Preparing for deployment of Office 2016.

WAN Upgrade:

- All WAN management and monitoring has been transferred to CDW Managed Services.
- Currently cancelling all Verizon-based circuits for both the Enterprise and ESS.

Internet Upgrade:

- Currently moving services from Verizon Internet to Comcast Internet.

Telephone Upgrade:

- We have begun the preliminary steps to upgrade our phone system. We will be starting a trial shortly.