

DELAWARE RIVER
JOINT TOLL BRIDGE COMMISSION
MINUTES
MEETING OF MARCH 26, 2018

DELAWARE RIVER JOINT TOLL BRIDGE COMMISSION

MEMBERS OF THE COMMISSION

NEW JERSEY

HONORABLE MICHAEL B. LAVERY
Chairman

HONORABLE GEOFFREY S. STANLEY

HONORABLE GARRETT LEONARD VAN VLIET

HONORABLE LORI CIESLA

HONORABLE YUKI MOORE LAURENTI
Treasurer

PENNSYLVANIA

HONORABLE WADUD AHMAD
Vice Chairman

HONORABLE MIRIAM HUERTAS

HONORABLE PAMELA JANVEY
Secretary

HONORABLE DANIEL GRACE

HONORABLE JOHN D. CHRISTY

DELAWARE RIVER JOINT TOLL BRIDGE COMMISSION

STANDING COMMITTEES

FINANCE, INSURANCE MANAGEMENT AND OPERATIONS

PENNSYLVANIA: Janvey*, Huertas
NEW JERSEY: Ciesla, Laurenti

PROJECTS, PROPERTY AND EQUIPMENT

PENNSYLVANIA: Ahmad, Grace
NEW JERSEY: Stanley, Van Vliet*

PROFESSIONAL SERVICES

PENNSYLVANIA: Ahmad*, Christy
NEW JERSEY: Lavery, Van Vliet

PERSONNEL

PENNSYLVANIA: Grace, Janvey
NEW JERSEY: Ciesla, Stanley*

AUDIT COMMITTEE

PENNSYLVANIA: Ahmad, Janvey
NEW JERSEY: Lavery*, Laurenti

ADMINISTRATIVE COMMITTEE

PENNSYLVANIA: Grace, Huertas
NEW JERSEY: Laurenti*, Ciesla

Chairman and Vice Chairman Ex-Officio of all Committees

*Chairman of Committee

**DELAWARE RIVER JOINT TOLL BRIDGE COMMISSION
RECAPITULATION OF COMMITTEE MEMBERSHIP**

Lavery	(1) Ex-Officio of all Committees (2) Professional Services Committees (3) Audit Committee (Chairperson)
Ciesla	(1) Finance, Insurance Management and Operations Committee (2) Personnel Committee (3) Administrative Committee
Ahmad	(1) Projects, Property and Equipment Committee (2) Professional Services Committee (Chairperson) (3) Audit Committee
Grace	(1) Projects, Property and Equipment Committee (2) Personnel Committee (3) Administrative Committee
Janvey	(1) Finance, Insurance Management and Operations Committee (Chairperson) (2) Personnel Committee (3) Audit Committee
Laurenti	(1) Finance, Insurance Management and Operations Committee (2) Audit Committee (3) Administrative Committee (Chairperson)
Christy	(1) Professional Services
Stanley	(1) Projects, Property and Equipment Committee (2) Personnel Committee (Chairperson)
Huertas	(1) Finance, Insurance Management and Operations Committee (2) Administrative Committee
Van Vliet	(1) Projects, Property and Equipment Committee (Chairperson) (2) Professional Services Committee

DELAWARE RIVER JOINT TOLL BRIDGE COMMISSION

PROFESSIONAL ASSOCIATES

CONSULTING ENGINEERS

CHERRY, WEBER & ASSOCIATES
Freehold, NJ

LEGAL COUNSEL

ARCHER
Philadelphia, Pennsylvania

FLORIO, PERRUCCI, STEINHARDT & FADER
Phillipsburg, New Jersey

EMPLOYMENT COUNSEL

STRADLEY, RONON, STEVENS & YOUNG
Philadelphia, Pennsylvania

CHIESA SHAHINIAN & GIANTOMASI
West Orange, New Jersey

AUDITOR

ZELENKOWSKIE AXELROD, LLC
Jamison, Pennsylvania

FINANCIAL ADVISOR

NW FINANCIAL GROUP
Jersey City, New Jersey

COMMUNICATIONS CONSULTANT

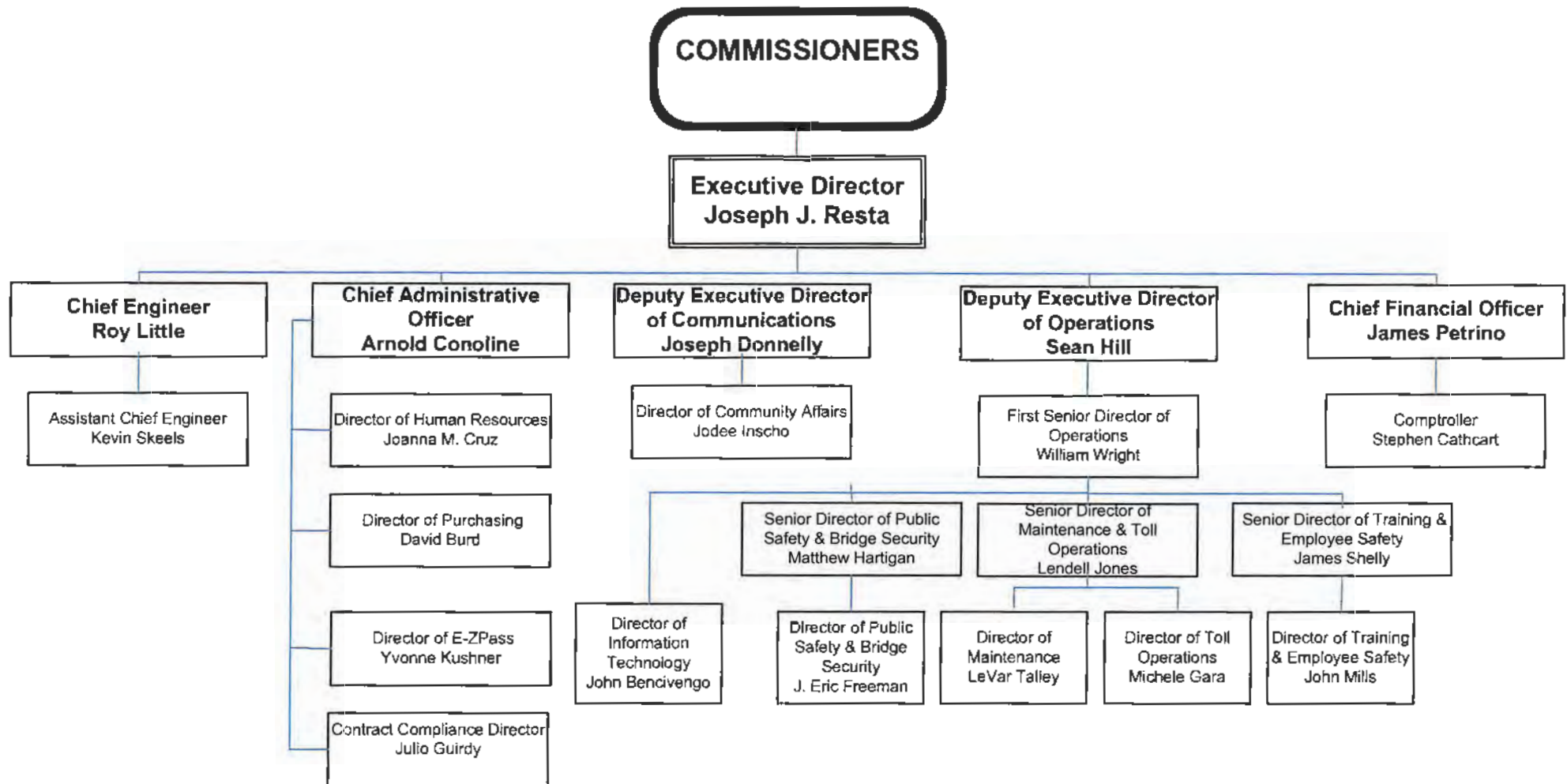
BELLEVUE COMMUNICATIONS
Philadelphia, Pennsylvania

INVESTMENT ADVISOR

WILMINGTON TRUST
Wilmington, Delaware

DELAWARE RIVER JOINT TOLL BRIDGE COMMISSION

ORGANIZATION CHART



DELAWARE RIVER JOINT TOLL BRIDGE COMMISSION

Meeting of March 26, 2017

INDEX TO MINUTES

	PAGE
1. Call to Order	1
2. Appearances.....	1 - 2
3. Roll Call.....	2
4. Welcome Remarks of Chairman	2
5. Introduction of Comments from the Public	2
6. Executive Director's Report	3 - 4
7. Presentation of "Proclamation of the Commissioners To Elaine Johnson.....	4 - 5
8. Approval of Minutes for Commission Meeting Held February 26, 2018	5
9. Approval of Operations Report Month of February 2018	6
10. Award of Construction Contract T-707A, Commissioner Administration Building at Scudder Falls and Adaptive Reuse of the 1799 Building to Bracy Construction, Inc.	7
11. Award of Construction Services for New Hope Lambertville Toll Bridge Floor System Rehabilitation T-708A, to Allied Painting, Inc.	8
12. Approve the Purchase of and Uninterruptable Power Supply Replacement	8 - 9
13. Approval for Retirement Benefits, John Joseph, Toll Sergeant, Norther Region.....	9
14. Approval for Retirement Benefits, Leo Plenski, Toll Sergeant, Southern Region.....	9

DELAWARE RIVER JOINT TOLL BRIDGE COMMISSION

Meeting of March 26, 2017

15.	Appointment of Joseph Trinian, to ESS Monitor II.....	9
16.	Appointment of Michael Rizza, to ESS Monitor II.....	9 - 10
17.	Appointment of Earnest Rath to Maintenance Worker III, Central Region	10
18.	Appointment of John Dyksen, Jr. to Toll Collector, Norther Region.....	10 - 11
19.	Promotion of James Davis, to Bridge Security Coordinator	11
20.	Appointment of Wade Caccese to Training & Employee Safety Assistant Coordinator, Central Region	11 - 12
21.	Appointment of Linda Tipton to Training & Employee Safety Assistant Coordinator, Central Region	12
22.	Appointment of Lauren Werner to Training & Employee Safety Assistant Coordinator, Southern Region	13
23.	Approval of Payment of Invoices Stradley Ronon, PA Labor Counsel.....	13 - 14
24.	Approval of Payment of Invoice, Florio Perrucci Steinhardt and Fader, NJ Legal Counsel	14
25.	Approval for Payment of Invoice Chiesa, Shahinian & Giantomasi, NJ Labor Counsel.....	14 - 15
26.	Invitation for Comments from the Public	15 - 16
27.	Scheduling of the April 30, 2018 Meeting	16
28.	Adjournment	16

DELAWARE RIVER JOINT TOLL BRIDGE COMMISSION

Meeting of March 26, 2018

CALL TO ORDER

The Regular Monthly Meeting of the Delaware River Joint Toll Bridge Commission was called to Order at the New Hope Executive Offices, 2492 River Road, New Hope, PA. 18938-9519, on Monday, March 26, 2018 at 10:36 a.m. pursuant to notice properly forwarded to each member in compliance with the by-laws. Michael Lavery, Chairman, presided at this meeting.

Chairman Lavery addressed the meeting and noted for the record, there was no Executive Session held, prior to the Public Meeting.

APPEARANCES

COMMISSION MEMBERS:

Hon. Wadud Ahmad (Pennsylvania)
Hon. Lori Ciesla (New Jersey)
Hon. John Christy (Pennsylvania)
Hon. Daniel Grace (Pennsylvania)
Hon. Miriam Huertas (Pennsylvania)
Hon. Pamela Janvey (Pennsylvania)
Hon. Yuki Moore Laurenti (New Jersey)
Hon. Michael Lavery (New Jersey)
Hon. Geoffrey S. Stanley (New Jersey)
Hon. Garrett Van Vliet (New Jersey)

COMMISSION COUNSEL:

Douglas Steinhardt, Florio, Perrucci, Steinhardt & Fader, New Jersey
Shelley Smith, Archer Law, Pennsylvania
Jonathan Bloom, Stradley, Ronon, Stevens & Young Pennsylvania
John Casey, Chiesa Shahinian & Giantomasi, New Jersey

GOVERNORS REPRESENTATIVES:

Chelsea Guzowski, PA Governor's Office
Edmund Caulfield, NJ Governor's Office

PROFESSIONAL ASSOCIATES:

Alex Styer, Bellevue Communications

COMMISSION STAFF MEMBERS:

Joseph J. Resta, Executive Director
Sean Hill, Deputy Executive Director of Operations

DELAWARE RIVER JOINT TOLL BRIDGE COMMISSION

Meeting of March 26, 2018

Roy Little, Chief Engineer
James Petrino, Chief Financial Officer
Joseph Donnelly, Deputy Executive Director of Communications
Arnold Conoline, Chief Administrative Officer
Stephen Cathcart, Comptroller
Wendy Reading, Director of Administrative Services
Joanna Cruz, Human Resources Director
Julio Guridy, Director of Contract Compliance
Jodee Inscho, Director of Community Affairs

COMMISSION EMPLOYEES

Daniel Pasciullo, Regional Maintenance Supervisor
Nicholas Knechel, PCC Monitor
Kevin Raike, PCC Monitor
Robert Capaldi, Toll Corporal
Casey Clark, Toll Corporal

OTHERS

Elaine Johnson, Public
Bill Johnson, Public
Ryan Bevitz, Representative Warrens Office
Richard Flanagan, Former DRJTBC Employee

ROLL CALL

Joseph Resta, Executive Director, in his capacity as Secretary for this Meeting called the roll, and at the conclusion thereof, reported that there was a quorum present-there being five members present from the Commonwealth of Pennsylvania and five members present from the State of New Jersey.

WELCOMING REMARKS OF CHAIRMAN

Chairman Lavery welcomed those persons whose identities are set forth hereinabove under "Appearances".

INTRODUCE ANY COMMENTS FROM THE PUBLIC

Chairman Lavery addressed the meeting and invited any comments from the public on items pertaining to today's Agenda. No questions were presented.

DELAWARE RIVER JOINT TOLL BRIDGE COMMISSION

Meeting of March 26, 2018

EXECUTIVE DIRECTORS REPORT

Joseph Resta, Executive Director, addressed the meeting and said;

"Thank you, Mr. Chairman, winter has been reluctant to let go of its grip of the Commission, as evidenced by multiple Nor'easter storms over the last few weeks;

"These storms are routinely full of precipitation and are accompanied by high winds, with snowfall rates sometimes reaching 2 to 3" inches per hour. Late winter snow is always trying for our maintenance crews, but especially when storms come back-to-back when we are low on the commodities to clear the roadways, and our folks are physically and mentally fatigued. It is these times when snow operations training and planning demonstrate their relative importance, along with the steady dedication of our crews that gets the job done. We commend them for their efforts this winter season;

"Today's agenda has two important construction awards for Commissioner's consideration;

"The New Hope-Lambertville Toll Bridge Floor System Rehabilitation Project is indicative of the methodology that the Commission uses to take on a capital project. Biennial inspections are undertaken by our General Engineering Consultant, a need for rehabilitative work is identified by the inspection, Commissioners provide for funding in the Capital Budget, and a project is designed, then constructed. Six bids were received during the procurement process, with Allied Painting, Inc. for your consideration today as the lowest responsible bidder;

"As you know, we have been working diligently to design the replacement for our end-of-useful-life Administration Building in Morrisville. For your consideration today is the construction award for the Commission Administration Building at Scudder Falls and Adaptive Reuse of the 1799 Building. The construction procurement was very robust, with ten bidders competing for the contract. Bracy Construction, Inc. the lowest responsible bidder, is put forth for your consideration today. This project, along with the Southern Regional Maintenance Facility currently in design for our Morrisville location, are the building blocks for the near and long term need of the Commission as it works towards the completion of the Scudder Falls Bridge Replacement Project in 2021;

"Today's meeting also acknowledges the efforts of individuals whose actions helped saved the life of a troubled patron intent on doing themselves harm. These events are always tragic, but do not always end tragically. Today's proclamation recognizes the actions of our employees, but also recognizes the selfless actions of Elaine Johnson of Stockton, NJ. Mrs. Johnson cared for the troubled individual

DELAWARE RIVER JOINT TOLL BRIDGE COMMISSION

Meeting of March 26, 2018

until further help arrived, saving another person's life. These moments are not commonplace, and when you come upon an event like this, it was Mrs. Johnson's empathy for others that guided her actions. So today, among other things, is a celebration of Elaine Johnson's humanity;

"Mr. Chairman, this concludes my report."

PRESENTATION OF "PROCLAMATION OF THE COMMISSIONERS ELAINE JOHNSON"

Chairman Lavery addressed the meeting and read the following Proclamation.

"WHEREAS, the Delaware River Joint Toll Bridge Commission is a bistate transportation agency with a network of 20 bridges linking the states of New Jersey and Pennsylvania; and

"WHEREAS, the Commission's service area includes dozens of riverside communities with residents committed to the ideal of making this world a better place in which to live; and

"WHEREAS, early on the morning of February 28, 2018, Stockton resident Elaine A. Johnson was crossing the Centre Bridge-Stockton Toll-Supported Bridge's pedestrian walkway when she passed a young woman acting in a peculiar manner; and

"WHEREAS, Mrs. Johnson became increasingly concerned about the woman's conduct and safety upon reaching the canal path on the bridge's Pennsylvania side; and

"WHEREAS, Mrs. Johnson used her cell phone to call 9-1-1 and report her observations and concerns to an emergency dispatcher; and

"WHEREAS, Hunterdon County's 9-1-1 Communications Center relayed Mrs. Johnson's information to the Commission's Primary Control Center; and

"WHEREAS, PCC Monitors Nicholas Knechel and Kevin Raike utilized Commission security cameras to observe the woman standing alone on the bridge's walkway, thereupon dispatching police, fire and rescue forces to the scene along with nearby available Commission personnel; and

"WHEREAS, in the interim before first responders could arrive at the scene, Mrs. Johnson exercised personal initiative by returning to the bridge's walkway and finding the distraught woman with a noose around her neck and the rope tethered to the bridge's railing; and

"WHEREAS, Mrs. Johnson intuitively attempted to calm and reassure the woman, talking her out of an apparent suicide attempt and remaining at her side until responders could arrive; and

DELAWARE RIVER JOINT TOLL BRIDGE COMMISSION

Meeting of March 26, 2018

“WHEREAS, Southern Region Maintenance Supervisor Daniel Pasciullo and Toll Corporals Robert Capaldi and Casey Clark arrived at the scene to take control of the situation; and

“WHEREAS, local police and rescue personnel arrived a short time later to transport the woman to a nearby hospital for evaluation; and

“WHEREAS, Mrs. Johnson displayed extraordinary compassion, determination, and courage in preventing a tragedy that might have claimed the life of a fellow human being; now therefore

“BE IT RESOLVED, by the Delaware River Joint Toll Bridge Commission assembled for a meeting at New Hope, PA. this 26th day of March 2018, That this Commission hereby recognizes Elaine A. Johnson, commends her decisiveness, her self-initiative, and her life-saving actions that are a testament to the Golden Rule of doing unto others as you would have them do unto you; and

“BE IT FURTHER RESOLVED, that this Proclamation be framed for formal presentation to Elaine A. Johnson, a copy be transmitted to the Borough of Stockton, N.J., and the text be included in the minutes of this meeting

APPROVAL OF MINUTES FOR COMMISSION MEETING HELD FEBRUARY 26, 2018

R: 3490-03-18- ADM-01-03-18

Chairman Lavery addressed the meeting and requested the adoption of a Resolution approving the Minutes of the Commission Meeting held February 26, 2018.

At the conclusion of the review, Commissioner Stanley moved and Vice Chairman Ahmad seconded the adoption of the following Resolution:

"RESOLVED, by the Delaware River Joint Toll Bridge Commission at its Regular Meeting assembled this 26th day of March 2018 that the Minutes of the Regular Commission Meeting held on February 26, 2018 be and the same hereby are approved."

Commissioner Janvey addressed the meeting and requested to be recorded as abstaining from this vote.

Chairman Lavery invited any questions on the Resolution. No questions were presented and the Resolution was adopted.

DELAWARE RIVER JOINT TOLL BRIDGE COMMISSION

Meeting of March 26, 2018

APPROVAL OF OPERATIONS REPORT FOR THE MONTH OF FEBRUARY 2018

R: 3491-03-18- ADM-02-03-18

Chairman Lavery addressed the meeting and asked if there were any questions on any of the reports contained in the "Operations Report".

At the conclusion of the review, Commissioner Laurenti moved and Commissioner Stanley seconded the adoption of the following Resolution:

"RESOLVED, by the Delaware River Joint Toll Bridge Commission at its Regular Meeting assembled this 26th day of March 2018 that the Operations Report, which reflects Commission activity for the month of February 2018 are hereby approved."

Chairman Lavery then invited any questions on the Resolution. No questions were presented and the Resolution was unanimously adopted.

AWARD OF CONSTRUCTION CONTRACT T-707A, COMMISSION ADMINISTRATION BUILDING AT SCUDDER FALLS AND ADAPTIVE REUSE OF THE 1799 BUILDING TO BRACY CONSTRUCTION, INC.

R: 3492-03-18- ENG-01-03-18

Chairman Lavery addressed the meeting and asked the Commission Members if, after their review, there were any questions.

At the conclusion of the review, Commissioner Van Vliet moved and Commissioner Stanley seconded the adoption of the following Resolution:

"RESOLVED, by the Delaware River Joint Toll Bridge Commission at its Regular Meeting assembled this 26th day of March, via this Resolution, awards the Construction Contract No. T-707A, Commission Administration Building at Scudder Falls and Adaptive Reuse of the 1799 Building to the lowest responsible bidder, Bracy Construction, Inc. of Allentown, Pennsylvania for an amount not-to-exceed \$21,357,000.00 and

"RESOLVED, Identify the General Reserve Fund as the source of funds required for payment of any invoices; and

"RESOLVED, the Executive Director is hereby authorized to approve and execute all necessary contracts on behalf of the DRJTBC."

Chairman Lavery then invited any further questions or comments on the Resolution. No questions were presented and the Resolution was unanimously adopted,

DELAWARE RIVER JOINT TOLL BRIDGE COMMISSION

Meeting of March 26, 2018

AWARD OF CONSTRUCTION SERVICES FOR NEW HOPE-LAMBERTVILLE TOLL BRIDGE FLOOR SYSTEM REHABILITATION T-708A TO ALLIED PAINTING, INC.

R: 3493-03-18- ENG-02-03-18

Chairman Lavery addressed the meeting and asked the Commission Members if, after their review, there were any questions.

At the conclusion of the review, Commissioner Laurenti moved and Vice Chairman Ahmad seconded the adoption of the following Resolution:

“RESOLVED, by the Delaware River Joint Toll Bridge Commission, at its Regular Meeting assembled this 26th day of March, 2018, via this Resolution, awards Contract No. T-708A, New Hope-Lambertville Toll Bridge Floor System Rehabilitation to Allied Painting Inc., of Cherry Hill, NJ for a not-to-exceed amount of \$1,694,000.00; and

“RESOLVED, Identify the General Reserve Fund as the source of funds required for payment of any invoices; and

“RESOLVED, the Executive Director is hereby authorized to approve and execute all necessary contracts on behalf of the DRJTBC.”

Chairman Lavery then invited any further questions on the Resolution. No questions were presented and the Resolution was unanimously adopted.

APPROVE THE PURCHASE OF AN UNINTERRUPTABLE POWER SUPPLY REPLACEMENT

R: 3494-03-18- IT-01-03-18

Chairman Lavery addressed the meeting and asked the Commission Members if, after their review, there were any questions.

At the conclusion of the review, Commissioner Janvey moved and Commissioner Stanley seconded the adoption of the following Resolution:

“RESOLVED, by the Delaware River Joint Toll Bridge Commission, at its Regular Meeting assembled this 26th day of March, 2018, via this Resolution, that the Commission authorizes the Executive Director to issue purchase orders for the acquisition and installation of replacements for the Uninterruptable Power Supplies for the Commission’s Computer Information System on State Contract in the amount of \$125,000; and

“RESOLVED, identify the General Reserve Fund as the source of funds required for payment of any invoices; and

DELAWARE RIVER JOINT TOLL BRIDGE COMMISSION

Meeting of March 26, 2018

"RESOLVED, the Executive Director is hereby authorized to approve and execute all necessary contracts on behalf of the DRJTBC."

Chairman Lavery then invited any further questions on the Resolution. No questions were presented and the Resolution was unanimously adopted.

APPROVAL FOR RETIREMENT BENEFITS, JOHN JOSEPH, TOLL SERGEANT, NORTHERN REGION

R: 3495-03-18- PER-01-03-18

Chairman Lavery addressed the Meeting and asked the Commission Members if, after their review, there were any questions.

At the conclusion of the review, Vice Chairman Ahmad moved and Commissioner Stanley seconded the adoption of the following Resolution:

"RESOLVED, by the Delaware River Joint Toll Bridge Commission at its Regular Meeting assembled this 26th day of March, 2018, via this Resolution subject to applicable practices and procedures, the Commission approves the provision of retirement benefits to John Joseph who is to retire on May 25, 2018."

Chairman Lavery then invited any questions on the Resolution. No questions were presented and the Resolution was unanimously adopted.

APPROVAL FOR RETIREMENT BENEFITS, LEO PLENSKI, TOLL SERGEANT, SOUTHERN REGION

R: 3496-03-18- PER-02-03-18

Chairman Lavery addressed the Meeting and asked the Commission Members if, after their review, there were any questions.

At the conclusion of the review, Commissioner Janvey moved and Vice Chairman Ahmad seconded the adoption of the following Resolution:

"RESOLVED, by the Delaware River Joint Toll Bridge Commission at its Regular Meeting assembled this 26th day of March, 2018, via this Resolution subject to applicable practices and procedures, the Commission approves the provision of retirement benefits to Leo Plenski who is to retire on March 31, 2018."

Chairman Lavery then invited any questions on the Resolution. No questions were presented and the Resolution was unanimously adopted.

DELAWARE RIVER JOINT TOLL BRIDGE COMMISSION

Meeting of March 26, 2018

APPOINTMENT OF JOSEPH TRINIAN, TO ESS MONITOR II

R: 3497-03-18- PER-03-03-18

Chairman Lavery addressed the Meeting and asked the Commission Members if, after their review, there were any questions.

At the conclusion of the review, Vice Chairman Ahmad moved and Commissioner Stanley seconded the adoption of the following Resolution:

"RESOLVED, by the Delaware River Joint Toll Bridge Commission at its Regular Meeting assembled this 26th day of March, 2018, that via this Resolution, That Joseph Trinian be appointed to the position of ESS Monitor II in the Public Safety and Bridge Security Division, pursuant to the Operations Reorganization approved by the Board of Commissioners at the October 2017 Commission meeting. Compensation shall be set at \$45,136 per annum, which is the introductory step in the pay scale for the ESS Monitor II position (\$45,136 - \$48,550), in accordance with the salary table approved by the Board of Commissioners at the October 2017 Commission meeting, and effective for all appointments, promotions and reclassifications made on or after November 20, 2017. The promotion to be made pending satisfactory completion of the required personnel processing."

Chairman Lavery then invited any questions on the Resolution. No questions were presented and the Resolution was unanimously adopted.

APPOINTMENT OF MICHAEL RIZZA, TO ESS MONITOR II

R: 3498-03-18- PER-04-03-18

Chairman Lavery addressed the Meeting and asked the Commission Members if, after their review, there were any questions.

At the conclusion of the review, Commissioner Stanley moved and Vice Chairman Ahmad seconded the adoption of the following Resolution:

"RESOLVED, by the Delaware River Joint Toll Bridge Commission at its Regular Meeting assembled this 26th day of March, 2018, via this Resolution, that Michael Rizza be appointed to the position of ESS Monitor II in the Public Safety and Bridge Security Division, pursuant to the Operations Reorganization approved by the Board of Commissioners at the October 2017 Commission meeting. Compensation shall be set at \$45,136 per annum, which is the introductory step in the pay scale for the ESS Monitor II position (\$45,136 - \$48,550), in accordance with the salary table approved by the Board of Commissioners at the October 2017 Commission meeting, and effective for all appointments, promotions and reclassifications made on or after November 20, 2017. The promotion to be made pending satisfactory completion of the required personnel processing."

DELAWARE RIVER JOINT TOLL BRIDGE COMMISSION

Meeting of March 26, 2018

Chairman Lavery then invited any questions on the Resolution. No questions were presented and the Resolution was unanimously adopted.

APPOINTMENT OF EARNEST RATH TO MAINTENANCE WORKER III, CENTRAL REGION

R: 3499-03-18- PER-05-03-18

Chairman Lavery addressed the Meeting and asked the Commission Members if, after their review, there were any questions.

At the conclusion of the review, Vice Chairman Ahmad moved and Commissioner Van Vliet seconded the adoption of the following Resolution:

"RESOLVED, by the Delaware River Joint Toll Bridge Commission at its Regular Meeting assembled this 26th day of March, 2018, via this Resolution that Earnest Rath be appointed to the position of Maintenance Worker III, Central Region in the Maintenance and Toll Operations Division, pursuant to the Operations Reorganization approved by the Board of Commissioners at the October 2017 Commission meeting. Compensation shall be set at \$40,000 per annum, which is the introductory step in the pay scale for the Maintenance Worker III position (\$40,000 - \$44,000), in accordance with the salary table approved by the Board of Commissioners at the October 2017 Commission meeting, and effective for all appointments, promotions and reclassifications made on or after November 20, 2017. The promotion to be made pending satisfactory completion of the required personnel processing."

Chairman Lavery then invited any questions on the Resolution. No questions were presented and the Resolution was unanimously adopted.

APPOINTMENT OF JOHN DYKSEN, JR. TO TOLL COLLECTOR, NORTHERN REGION

R: 3500-03-18- PER-06-03-18

Chairman Lavery addressed the Meeting and asked the Commission Members if, after their review, there were any questions.

At the conclusion of the review, Vice Chairman Ahmad moved and Commissioner Grace seconded the adoption of the following Resolution:

"RESOLVED, by the Delaware River Joint Toll Bridge Commission at its Regular Meeting assembled this 26th day of March, 2018, via this Resolution, that John Dyksen, Jr. be appointed to the position of Toll Collector, Northern Region in the Maintenance and Toll Operations Division, pursuant to the Operations Reorganization approved by the Board of Commissioners at the October 2017 Commission meeting. Compensation shall be set at \$41,310 per annum, which

DELAWARE RIVER JOINT TOLL BRIDGE COMMISSION

Meeting of March 26, 2018

is the introductory step in the pay scale for the Toll Collector position (\$41,310 - \$45,441), in accordance with the salary table approved by the Board of Commissioners at the October 2017 Commission meeting, and effective for all appointments, promotions and reclassifications made on or after November 20, 2017. The promotion to be made pending satisfactory completion of the required personnel processing.”

Chairman Lavery then invited any questions on the Resolution. No questions were presented and the Resolution was unanimously adopted.

PROMOTION OF JAMES DAVIS, TO BRIDGE SECURITY COORDINATOR

R: 3501-03-18- PER-07-03-18

Chairman Lavery addressed the Meeting and asked the Commission Members if, after their review, there were any questions.

At the conclusion of the review, Commissioner Stanley moved and Vice Chairman Ahmad seconded the adoption of the following Resolution:

"RESOLVED, by the Delaware River Joint Toll Bridge Commission at its Regular Meeting assembled this 26th day of March, 2018, via this Resolution, that James Davis be promoted to the position of Bridge Security Coordinator in the Public Safety and Bridge Security Division, pursuant to the Operations Reorganization approved by the Board of Commissioners at the October 2017 Commission meeting. Compensation shall be set at \$67,860 per annum, which is within the pay scale for the Bridge Security Coordinator position (\$63,860 - \$70,246), in accordance with the salary table approved by the Board of Commissioners at the October 2017 Commission meeting, and effective for all appointments, promotions and reclassifications made on or after November 20, 2017. The promotion to be made pending satisfactory completion of the required personnel processing.”

Chairman Lavery then invited any questions on the Resolution. No questions were presented and the Resolution was unanimously adopted.

APPOINTMENT OF WADE CACCESE TO TRAINING & EMPLOYEE SAFETY ASSISTANT COORDINATOR, CENTRAL REGION

R: 3502-03-18- PER-08-03-18

Chairman Lavery addressed the Meeting and asked the Commission Members if, after their review, there were any questions.

At the conclusion of the review, Commissioner Van Vliet moved and Vice Chairman Ahmad seconded the adoption of the following Resolution:

DELAWARE RIVER JOINT TOLL BRIDGE COMMISSION

Meeting of March 26, 2018

"RESOLVED, by the Delaware River Joint Toll Bridge Commission at its Regular Meeting assembled this 26th day of March, 2018, via this Resolution that Wade Caccese be appointed to the position of Training and Employee Safety Assistant Coordinator, Central Region in the Training and Employee Safety Division, pursuant to the Operations Reorganization approved by the Board of Commissioners at the October 2017 Commission meeting. Compensation shall be set at \$42,004 per annum, which is the introductory step in the pay scale for the Training and Employee Safety Division position (\$42,004 - \$46,205), in accordance with the salary table approved by the Board of Commissioners at the October 2017 Commission meeting, and effective for all appointments, promotions and reclassifications made on or after November 20, 2017. The promotion to be made pending satisfactory completion of the required personnel processing."

Chairman Lavery then invited any questions on the Resolution. No questions were presented and the Resolution was unanimously adopted.

APPOINTMENT OF LINDA TIPTON TO TRAINING & EMPLOYEE SAFETY ASSISTANT COORDINATOR, CENTRAL REGION

R: 3503-03-18- PER-09-03-18

Chairman Lavery addressed the Meeting and asked the Commission Members if, after their review, there were any questions.

At the conclusion of the review, Commissioner Laurenti moved and Commissioner Stanley seconded the adoption of the following Resolution:

"RESOLVED, by the Delaware River Joint Toll Bridge Commission at its Regular Meeting assembled this 26th day of March, 2018, via this Resolution that Linda Tipton be appointed to the position of Training and Employee Safety Assistant Coordinator, Central Region in the Training and Employee Safety Division, pursuant to the Operations Reorganization approved by the Board of Commissioners at the October 2017 Commission meeting. Compensation shall be set at \$42,004 per annum, which is the introductory step in the pay scale for the Training and Employee Safety Assistant Coordinator position (\$42,004 - \$46,205), in accordance with the salary table approved by the Board of Commissioners at the October 2017 Commission meeting, and effective for all appointments, promotions and reclassifications made on or after November 20, 2017. The promotion to be made pending satisfactory completion of the required personnel processing."

Chairman Lavery then invited any questions on the Resolution. No questions were presented and the Resolution was unanimously adopted.

DELAWARE RIVER JOINT TOLL BRIDGE COMMISSION

Meeting of March 26, 2018

APPOINTMENT OF LAUREN WERNER TO TRAINING & EMPLOYEE SAFETY ASSISTANT COORDINATOR, SOUTHERN REGION

R: 3504-03-18- PER-10-03-18

Chairman Lavery addressed the Meeting and asked the Commission Members if, after their review, there were any questions.

At the conclusion of the review, Commissioner Stanley moved and Commissioner Grace seconded the adoption of the following Resolution:

"RESOLVED, by the Delaware River Joint Toll Bridge Commission at its Regular Meeting assembled this 26th day of March, 2018, via this Resolution, that Lauren Werner be appointed to the position of Training and Employee Safety Assistant Coordinator, Southern Region in the Training and Employee Safety Division, pursuant to the Operations Reorganization approved by the Board of Commissioners at the October 2017 Commission meeting. Compensation shall be set at \$42,004 per annum, which is the introductory step in the pay scale for the Training and Employee Safety Assistant Coordinator position (\$42,004 - \$46,205), in accordance with the salary table approved by the Board of Commissioners at the October 2017 Commission meeting, and effective for all appointments, promotions and reclassifications made on or after November 20, 2017. The promotion to be made pending satisfactory completion of the required personnel processing."

Chairman Lavery then invited any questions on the Resolution. No questions were presented and the Resolution was unanimously adopted.

APPROVAL FOR PAYMENT OF INVOICES STRADLEY RONON, PA LABOR COUNSEL

R: 3505-03-18- ACCT -01-03-18

Chairman Lavery addressed the Meeting and asked the Commission Members if, after their review, there were any questions.

At the conclusion of the review, Commissioner Van Vliet moved and Commissioner Grace seconded the adoption of the following Resolution:

"RESOLVED, by the Delaware River Joint Toll Bridge Commission at its Regular Meeting assembled this 26th day of March, via this Resolution, authorizes payment of invoices #18021554, #18021555 and # 18021556 in the total amount of \$4,358.35 Professional Services Rendered to Stradley Ronon, PA Labor Counsel."

DELAWARE RIVER JOINT TOLL BRIDGE COMMISSION

Meeting of March 26, 2018

“RESOLVED: identifying the Operating Fund as the source of funds required for any and all disbursements.”

Chairman Lavery then invited any questions on the Resolution. No questions were presented and the Resolution was unanimously adopted.

APPROVAL FOR PAYMENT OF INVOICES

FLORIO, PERRUCCI, STEINHARDT AND FADER, NJ LEGAL COUNSEL

R: 3506-03-18- ACCT -02-03-18

Chairman Lavery addressed the Meeting and asked the Commission Members if, after their review, there were any questions.

At the conclusion of the review, Commissioner Van Vliet moved and Commissioner Grace seconded the adoption of the following Resolution:

“RESOLVED, by the Delaware River Joint Toll Bridge Commission at its Regular Meeting assembled this 26th day of March, 2018, via this Resolution authorizes payment of invoices #145526, # 146304, #145527, #145531, #146305 and #146308 in the total amount due of \$19,381.09 for Capital and Non-Capital Professional Services to Florio, Perrucci, Steinhardt and Fader, NJ Legal Counsel.”

“RESOLVED, identifying the Operating Fund as the source of funds required for any and all disbursements.”

Chairman Lavery then invited any questions on the Resolution. No questions were presented and the Resolution was unanimously adopted.

APPROVAL FOR PAYMENT OF INVOICES

CHIESA SHAHINIAN & GIANTOMASI, NJ LABOR COUNSEL

R: 3507-03-18- ACCT -03-03-18

Chairman Lavery addressed the Meeting and asked the Commission Members if, after their review, there were any questions.

At the conclusion of the review, Commissioner Van Vliet moved and Commissioner Grace seconded the adoption of the following Resolution:

“RESOLVED, by the Delaware River Joint Toll Bridge Commission at its Regular Meeting assembled this 26th day of March, 2018, via this Resolution authorizes payment of invoices #370923, #370925 #370922 and #370926 in the total amount due of \$23,703.43 for professional services rendered to Chiesa, Shahinian & Giantomasi, New Jersey Labor Counsel.”

DELAWARE RIVER JOINT TOLL BRIDGE COMMISSION

Meeting of March 26, 2018

“RESOLVED: identifying the Operating Fund as the source of funds required for any and all disbursements.”

Chairman Lavery then invited any questions on the Resolution. No questions were presented and the Resolution was unanimously adopted.

INVITE ANY COMMENTS FROM THE PUBLIC

Chairman Lavery invited any Comments from the public.

Richard Flanagan, former Commission employee stated he had a letter to distribute to all Commission Members. After the letter was distributed, Executive Director Resta asked Mr. Flanagan if he was planning to read the letter publicly and Mr. Flanagan replied he was not. Then Mr. Flanagan said:

“Commissioners, my name is Richard Flanagan. I was once an employee here at the Bridge Commission. I was terminated August 17, 2016. I was out for 366 days, so that's my reason of termination. I didn't know about that employee book if you were out for a year that you were terminated. As you can see by the letter, you know, written up by my neurologist at the University of Pennsylvania. It was sent to Mr. Resta. Within ten days, I received a letter from Mr. Resta. Nice letter. Somewhat. It did say that he's glad that I'm doing well. On the same token, also said he wants no more information from my doctors, which I can understand. But I am here today to explain any questions you have for me and I ask that you consider rehiring me. Is there any questions?”

Executive Director Resta explained to Mr. Flanagan, that this portion of the meeting is for public comment, it is not for question and answer, so Commissioners will not be asking any questions.

Mr. Flanagan then said:

“Okay. On June 24th of 2016 I approached Mrs. Cruz, and I had said to Ms. Cruz that I am no longer allowed to drive. My license was being suspended. Part of my job duty is to drive the vehicles and gas them up as an operations support technician. So my response from what I still remember is that is your job duty. So I happen to go out on short-term disability. My license was then suspended for six months. In August of the same year another seizure happened and it was pretty bad. So six more months I lost my license. In that one year that I was out, I must have come to the Bridge Commission a half dozen times, whether it was to speak co-workers or pick up information from Ms. Cruz, so it is not like I just was out for a year and never came back. I took the bus. Again -- well, actually, I didn't say this yet. When I received my letter on August 17th by FedEx and also next day by mail I contacted my doctor and I said, "I was terminated because you didn't answer the information that was sent to you." Her answer to me was, "I will take

DELAWARE RIVER JOINT TOLL BRIDGE COMMISSION

Meeting of March 26, 2018

care of it." Well, excuse me. She did take care of it, but not until October. September 25th I needed to have another surgery done. I have what is called a VNS, which is for seizures. The battery had died on me. I had a new one put in September 25. October 9th I believe that is the date I was allowed to come back to work but, but, unfortunately, I'm still terminated. Any questions? Okay. Like I said, I'm here to ask if you can consider rehiring me back to the Bridge Commission. Thank you."

Chairman Lavery thanked Mr. Flanagan and asked if there were any further comments from the public. No further comments were presented and the meeting continued

SCHEDULING OF THE APRIL 30, 2018 MEETING

Chairman Lavery addressed the Meeting and stated that the Commission's next meeting will be held Monday, April 30, 2018.

The Meeting will be called to Order at 10:30 a.m. in the Boardroom at the New Hope Executive Offices, New Hope Pennsylvania 18938-9519.

Chairman Lavery assured the Commission Members that an "Official Notice of Meeting" would be forwarded to each and every Member of the Commission.

ADJOURNMENT

Chairman Lavery invited a motion for Adjournment.

Vice Chairman Ahmad then moved that the Meeting be adjourned and Commissioner Stanley seconded the motion. The voice vote was unanimously affirmative and the Meeting was adjourned at 10:59 am, Monday, March 26, 2018.

Prepared and submitted by:



WENDY READING

Assistant Secretary Treasurer to the Commission

Approved by:



JOSEPH J. RESTA

Executive Director

DELAWARE RIVER JOINT TOLL BRIDGE COMMISSION

Meeting of March 26, 2018

FINANCE

The following Pages reflect the reports on those items assigned to the Finance Department. Each item is reported separately and page numbered accordingly.

DELAWARE RIVER JOINT TOLL BRIDGE COMMISSION

Meeting of March 26, 2018

SUBJECT	DESCRIPTION	PAGE NUMBER
Accounting	Status of Cash Balances at February 28, 2018	1
Accounting	Status of Bond Retirement at February 28, 2018	2
Accounting	Status of Investments at February 28, 2018	3-8
Accounting	Status of Toll Traffic and Revenue & Toll Supported Traffic Month of February 2018 Compared with Month of February 2017	9-22
Accounting	Statistical Summary of Expenditures on Toll Bridges and Toll Supported Bridges Accounts for the Period February 1, 2018 through February 28, 2018	23-35
Accounting	Statement of Revenue and Expenses: Two Months Period ending February 28, 2018	36

DELAWARE RIVER JOINT TOLL BRIDGE COMMISSION

Meeting of March 26, 2018

**There follows Cash Balances of the Commission at February 28, 2018 for the
information and review of the Members:**

COMMISSION CASH DEPOSITS

Wells Fargo Bank, N. A.

Revenue Fund	15,413,218
Payroll Fund	74,697
Insurance Clearing Account	750,000
TOTAL	\$ 16,237,915

CASH DEPOSIT GUARANTEES

Wells Fargo Bank

PA ACT 72

FULL BALANCE

DELAWARE RIVER JOINT TOLL BRIDGE COMMISSION

Meeting of March 26, 2018

STATUS OF BRIDGE REVENUE BONDS AT February 28, 2018

	SERIES 2005A			SERIES 2007B			SERIES 2012A			SERIES 2012B			SERIES 2015			SERIES 2017			Total	
Maturity	Yield	Principal Amount	Maturities & Calls	Yield	Principal Amount	Maturities & Calls	Yield	Principal Amount	Maturities & Calls	Yield	Principal Amount	Maturities & Calls	Yield	Principal Amount	Maturities & Calls	Yield	Principal Amount	Maturities & Calls	Average Yield	Remaining Outstanding
7/1/2005	2.35%	\$ 330,000	\$ 330,000		N/A															-
7/1/2006	2.50%	895,000	895,000		N/A															-
7/1/2007	2.76%	930,000	930,000		N/A															-
7/1/2008	2.90%	965,000	965,000	4.23%	\$ 3,350,000	\$ 3,350,000														-
7/1/2009	3.06%	1,005,000	1,005,000	4.23%	3,350,000	3,350,000														-
7/1/2010	3.23%	1,045,000	1,045,000	4.23%	3,650,000	3,650,000														-
7/1/2011	3.39%	1,095,000	1,095,000	4.23%	3,850,000	3,850,000														-
7/1/2012	3.53%	1,150,000	1,150,000	4.23%	3,950,000	3,950,000														-
7/1/2013	3.66%	1,210,000	1,210,000	4.23%	4,200,000	4,200,000	0.35%	4,435,000	4,435,000	0.60%	3,430,000	3,430,000								-
7/1/2014	3.76%	5,000,000	5,000,000	4.23%	4,350,000	4,350,000				1.01%	3,360,000	3,360,000								-
7/1/2015	3.85%	5,220,000	5,220,000	4.23%	4,450,000	4,450,000				1.30%	3,385,000	3,385,000								-
7/1/2016	3.96%	5,540,000	5,540,000	4.23%	4,800,000	4,800,000	0.85%	1,030,000	1,030,000	1.61%	3,440,000	3,440,000								-
7/1/2017	4.02%	5,835,000	5,835,000	4.23%	4,950,000	4,950,000	1.09%	1,065,000	1,065,000	1.84%	3,490,000	3,490,000								-
7/1/2018	4.04%	6,155,000	1,565,000	4.23%	5,250,000		1.33%	1,100,000		2.18%	3,560,000								3.45%	14,500,000
7/1/2019	4.09%	6,480,000	1,645,000	4.23%	5,450,000		1.61%	1,145,000			N/A		1.47%	2,410,000					3.48%	13,840,000
7/1/2020	4.13%	6,840,000	1,735,000	4.23%	5,650,000		1.90%	1,195,000			N/A		1.62%	2,540,000		1.00%	945,000		3.39%	15,435,000
7/1/2021	4.14%	1,825,000	1,825,000	4.23%	5,950,000		2.14%	6,825,000			N/A		1.86%	2,540,000		1.00%	875,000		2.80%	16,190,000
7/1/2022	4.19%	1,920,000	1,920,000	4.23%	6,250,000		2.33%	4,000,000			N/A		2.10%	2,695,000		1.81%	1,740,000		3.03%	14,685,000
7/1/2023	4.23%	2,020,000	2,020,000	4.23%	6,550,000		2.33%	3,165,000			N/A								2.33%	3,165,000
7/1/2024	4.35%	2,125,000	2,125,000	4.23%	6,800,000		2.50%	7,445,000			N/A		2.34%	2,795,000		2.03%	1,865,000		3.04%	18,655,000
7/1/2025	4.35%	2,235,000	2,235,000	4.23%	7,150,000		2.60%	7,815,000			N/A		2.43%	2,935,000		2.31%	1,970,000		3.11%	19,520,000
7/1/2026	4.67%	2,345,000	2,345,000	4.23%	7,450,000		2.67%	8,205,000			N/A		2.55%	3,015,000		2.52%	1,070,000		3.22%	19,440,000
7/1/2026							2.73%	5,000,000			N/A		2.73%	3,180,000					3.44%	15,630,000
7/1/2027	4.67%	2,450,000	2,450,000	4.23%	7,800,000		3.01%	3,620,000			N/A								3.01%	3,620,000
7/1/2027							3.06%	7,015,000	1,210,000		N/A		3.10%	4,540,000		2.80%	20,000		3.57%	18,165,000
7/1/2028	4.67%	2,560,000	2,560,000	4.23%	8,200,000		3.12%	2,000,000			N/A								3.12%	2,000,000
7/1/2029	4.67%	2,675,000	2,675,000	4.23%	8,550,000		3.17%	9,355,000			N/A		3.28%	3,380,000		2.95%	35,000		3.60%	20,970,000
7/1/2030	4.67%	2,795,000	2,795,000	4.23%	8,900,000		3.21%	1,345,000			N/A		3.04%	3,480,000		3.08%	8,380,000		3.53%	21,755,000
7/1/2031	N/A			4.23%	9,350,000		3.27%	1,385,000			N/A		3.10%	3,670,000		3.19%	8,845,000		3.59%	22,800,000
7/1/2032	N/A			4.23%	9,800,000			N/A			N/A		3.14%	3,785,000		3.27%	10,765,000		3.62%	23,900,000
7/1/2033	N/A				N/A			N/A			N/A		3.55%	545,000		3.35%	14,735,000		3.70%	25,080,000
7/1/2034	N/A				N/A			N/A			N/A		3.56%	10,595,000		3.41%	15,715,000		3.47%	26,310,000
7/1/2035	N/A				N/A			N/A			N/A		3.60%	11,020,000		3.47%	16,500,000		3.52%	27,520,000
7/1/2036	N/A				N/A			N/A			N/A		3.64%	11,460,000		3.52%	17,325,000		3.57%	28,785,000
7/1/2037	N/A				N/A			N/A			N/A		3.73%	11,920,000		3.56%	18,190,000		3.63%	30,110,000
7/1/2038	N/A				N/A			N/A			N/A			N/A		3.59%	22,015,000		3.59%	22,015,000
7/1/2039	N/A				N/A			N/A			N/A			N/A		3.64%	23,115,000		3.64%	23,115,000
7/1/2040	N/A				N/A			N/A			N/A			N/A		3.64%	24,270,000		3.64%	24,270,000
7/1/2041	N/A				N/A			N/A			N/A			N/A		3.64%	25,485,000		3.64%	25,485,000
7/1/2042	N/A				N/A			N/A			N/A			N/A		3.64%	26,760,000		3.64%	26,760,000
7/1/2043	N/A				N/A			N/A			N/A			N/A		3.64%	28,100,000		3.64%	28,100,000
7/1/2043	N/A				N/A			N/A			N/A			N/A		3.69%	15,930,000		3.69%	15,930,000
7/1/2043	N/A				N/A			N/A			N/A			N/A		4.04%	13,575,000		4.04%	13,575,000
7/1/2044	N/A				N/A			N/A			N/A			N/A		3.69%	16,590,000		3.69%	16,590,000
7/1/2044	N/A				N/A			N/A			N/A			N/A		4.04%	14,255,000		4.04%	14,255,000
7/1/2045	N/A				N/A			N/A			N/A			N/A		3.69%	17,275,000		3.69%	17,275,000
7/1/2045	N/A				N/A			N/A			N/A			N/A		4.04%	14,965,000		4.04%	14,965,000
7/1/2046	N/A				N/A			N/A			N/A			N/A		3.69%	17,990,000		3.69%	17,990,000
7/1/2046	N/A				N/A			N/A			N/A			N/A		4.04%	15,715,000		4.04%	15,715,000
7/1/2047	N/A				N/A			N/A			N/A			N/A		3.69%	18,745,000		3.69%	18,745,000
7/1/2047	N/A				N/A			N/A			N/A			N/A		4.04%	16,490,000		4.04%	16,490,000
		\$ 72,645,000	\$ 58,115,000		\$ 150,000,000	\$ 40,900,000		\$ 77,145,000	\$ 7,740,000		\$ 20,665,000	\$ 17,105,000		\$ 86,505,000	\$ -		\$ 430,250,000	\$ -		\$ 713,350,000

Footnotes:

2012 Series Bonds Refunded remaining balance of 2003A Series and \$30,795,000 of the 2005A Series Bonds.
2015 Series Bonds Refunded \$86,505,000 of the 2007A Series Bonds.



Delaware River
Joint Toll Bridge
Commission

Delaware River Joint TBC
Purchases Report
Sorted by Fund - Maturity Date
February 1, 2018 - February 28, 2018

DRJTBC

CUSIP	Investment #	Fund	Sec. Type	Issuer	Original Par Value	Purchase Date	Payment Periods	Principal Purchased	Accrued Interest at Purchase	Rate at Purchase	Maturity Date	YTM	Ending Book Value
General Reserve Fund													
912828T83	10547	01GRF	TRC	USTR	9,000,000.00	02/01/2018	04/30 - 10/31	8,930,390.63	17,341.16	0.750	10/31/2018	1.800	8,937,556.30
9612C1L54	10548	01GRF	ACP	WESTPA	3,000,000.00	02/01/2018	11/05 - At Maturity	2,953,140.84		2.030	11/05/2018	2.080	2,957,877.51
19121BLF4	10550	01GRF	ACP	COCACO	6,000,000.00	02/08/2018	11/15 - At Maturity	5,909,233.33		1.945	11/15/2018	1.992	5,916,040.83
				Subtotal	18,000,000.00			17,792,764.80	17,341.16				17,811,474.64
Operating Fund													
912796PP8	10546	01OF	ATD	USTR	5,770,000.00	02/01/2018	01/31 - At Maturity	5,662,885.72		1.836	01/31/2019	1.888	5,671,125.28
				Subtotal	5,770,000.00			5,662,885.72	0.00				5,671,125.28
Reserve Maintenance Fund													
912796PP8	10545	01RMF	ATD	USTR	6,113,000.00	02/01/2018	01/31 - At Maturity	5,999,518.27		1.836	01/31/2019	1.888	6,008,247.63
				Subtotal	6,113,000.00			5,999,518.27	0.00				6,008,247.63
Debt Service Reserve 2005A													
912796PP8	10551	05DSRF05	ATD	USTR	993,000.00	02/08/2018	01/31 - At Maturity	974,905.68		1.838	01/31/2019	1.889	975,970.05
				Subtotal	993,000.00			974,905.68	0.00				975,970.05
Construction Fund 2017													
67983UDP5	10555	06CF17	ACP	OLDLIN	4,000,000.00	02/21/2018	04/23 - At Maturity	3,987,800.00		1.800	04/23/2018	1.806	3,989,400.00
67983UEH2	10556	06CF17	ACP	OLDLIN	4,000,000.00	02/21/2018	05/17 - At Maturity	3,981,772.22		1.930	05/17/2018	1.939	3,983,487.78
88602UFN5	10557	06CF17	ACP	THUNDE	4,000,000.00	02/22/2018	06/22 - At Maturity	3,973,600.00		1.980	06/22/2018	1.993	3,975,140.00
				Subtotal	12,000,000.00			11,943,172.22	0.00				11,948,027.78
Debt Service Reserve Fund 12A													
912796PP8	10552	06DSRF12A	ATD	USTR	1,003,000.00	02/08/2018	01/31 - At Maturity	984,723.48		1.838	01/31/2019	1.889	985,798.55
				Subtotal	1,003,000.00			984,723.48	0.00				985,798.55
Debt Service Reserve Fund 2015													
912796PP8	10553	06DSRF15	ATD	USTR	5,708,000.00	02/08/2018	01/31 - At Maturity	5,603,989.54		1.838	01/31/2019	1.889	5,610,107.80
				Subtotal	5,708,000.00			5,603,989.54	0.00				5,610,107.80
Debt Service Reserve Fund 2017													
912796PP8	10549	06DSRF17	ATD	USTR	30,563,000.00	02/01/2018	01/31 - At Maturity	29,998,100.71		1.828	01/31/2019	1.879	30,041,554.50

Delaware River Joint TBC
Purchases Report
February 1, 2018 - February 28, 2018

Page 2

CUSIP	Investment #	Fund	Sec. Type	Issuer	Original Par Value	Purchase Date	Payment Periods	Principal Purchased	Accrued Interest at Purchase	Rate at Purchase	Maturity Date	YTM	Ending Book Value
Debt Service Reserve Fund 2017													
912796PP8	10554	06DSRF17	ATD	USTR	366,000.00	02/08/2018	01/31 - At Maturity	359,330.79		1.838	01/31/2019	1.889	359,723.10
			Subtotal		30,929,000.00			30,357,431.50	0.00				30,401,277.60
Total Purchases					80,516,000.00			79,319,391.19	17,341.16				79,412,029.33

4



Delaware River
Joint Toll Bridge
Commission

Delaware River Joint TBC
Investment Classification
Sorted by Fund - Maturity Date
February 28, 2018

DRJTBC

CUSIP	Investment #	Fund	Issuer	Investment Class	Par Value	YTM	Maturity Date	Market Price	Market Date	Market Value	Book Value	Reported Value
Debt Service Fund												
38145C752	10113	01DSF	Goldman Sachs Ila Fed Port	Amort	1,379,057.13	0.392		100.000	02/28/2018	1,379,057.13	1,379,057.13	1,379,057.13
Subtotal					1,379,057.13	0.392				1,379,057.13	1,379,057.13	1,379,057.13
General Reserve Fund												
38145C752	10115	01GRF	Goldman Sachs Ila Fed Port	Amort	0.00	0.822		100.000	02/28/2018	0.00	0.00	0.00
PAINVEST	10050	01GRF	PA Invest	Amort	5,153,896.23	1.389		100.000	02/28/2018	5,153,896.23	5,153,896.23	5,153,896.23
PAINVEST	10462	01GRF	PA Invest	Amort	24,382,292.17	1.389		100.000	02/28/2018	24,382,292.17	24,382,292.17	24,382,292.17
89119BCF1	10486	01GRF	Toronto Dominion	Fair	1,500,000.00	1.442	03/15/2018	99.036	02/28/2018	1,485,540.21	1,499,180.42	1,485,540.21
912828Q45	10416	01GRF	U.S. Treasury	Fair	6,000,000.00	0.963	03/31/2018	99.956	02/28/2018	5,997,360.00	5,999,569.16	5,997,360.00
3137EAEA3	10401	01GRF	Federal National Mtg Assn	Fair	10,000,000.00	0.870	04/09/2018	99.926	02/28/2018	9,992,600.00	9,998,731.14	9,992,600.00
912828Q94	10494	01GRF	U.S. Treasury	Fair	7,000,000.00	1.190	04/30/2018	99.877	02/28/2018	6,991,390.00	6,994,956.83	6,991,390.00
68328HEJ9	10501	01GRF	Ontario Teachers Finan	Fair	6,000,000.00	1.477	05/18/2018	98.976	02/28/2018	5,936,616.64	5,981,149.99	5,936,616.64
3135G0WJ8	10400	01GRF	Federal National Mtg Assn	Fair	10,000,000.00	0.877	05/21/2018	99.836	02/28/2018	9,983,600.00	9,999,922.58	9,983,600.00
912828VE7	10500	01GRF	U.S. Treasury	Fair	7,500,000.00	1.205	05/31/2018	99.838	02/28/2018	7,487,850.00	7,496,177.40	7,487,850.00
88602UFF2	10530	01GRF	Thunder Bay Funding LLC CP	Fair	5,000,000.00	1.745	06/15/2018	99.125	02/28/2018	4,956,269.46	4,974,530.56	4,956,269.46
912828XF2	10523	01GRF	U.S. Treasury	Fair	9,000,000.00	1.388	06/15/2018	99.824	02/28/2018	8,984,160.00	8,993,144.52	8,984,160.00
912828R93	10417	01GRF	U.S. Treasury	Fair	6,000,000.00	1.051	06/30/2018	99.621	02/28/2018	5,977,260.00	5,991,588.80	5,977,260.00
912828XK1	10526	01GRF	U.S. Treasury	Fair	5,000,000.00	1.492	07/15/2018	99.650	02/28/2018	4,982,500.00	4,988,532.49	4,982,500.00
912828S68	10418	01GRF	U.S. Treasury	Fair	6,000,000.00	1.089	07/31/2018	99.555	02/28/2018	5,973,300.00	5,991,597.88	5,973,300.00
06417KH28	10534	01GRF	Bank of Nova Scotia NY CP	Fair	6,000,000.00	1.933	08/02/2018	98.933	02/28/2018	5,936,033.34	5,951,233.34	5,936,033.34
912828C3	10419	01GRF	U.S. Treasury	Fair	6,000,000.00	1.118	08/31/2018	99.430	02/28/2018	5,965,800.00	5,989,067.09	5,965,800.00
3130A9AC5	10403	01GRF	Federal Home Loan Bank	Fair	10,000,000.00	1.100	09/21/2018	99.536	02/28/2018	9,953,600.00	10,000,000.00	9,953,600.00
3134GASE5	10405	01GRF	Federal Home Loan Mtg Corp	Fair	7,000,000.00	1.050	10/28/2018	99.354	02/28/2018	6,954,780.00	7,000,000.00	6,954,780.00
912828T83	10547	01GRF	U.S. Treasury	Fair	9,000,000.00	1.800	10/31/2018	99.203	02/28/2018	8,928,270.00	8,937,556.30	8,928,270.00
9612C1L54	10548	01GRF	WestPac Banking Corp	Fair	3,000,000.00	2.079	11/05/2018	98.438	02/28/2018	2,953,140.84	2,957,877.51	2,953,140.84
19121BLF4	10550	01GRF	Coca Cola	Fair	6,000,000.00	1.992	11/15/2018	98.487	02/28/2018	5,909,233.33	5,916,040.83	5,909,233.33
3134GAXX7	10406	01GRF	Federal Home Loan Mtg Corp	Fair	2,500,000.00	1.187	11/30/2018	99.252	02/28/2018	2,481,300.00	2,498,598.96	2,481,300.00
3134GAYQ1	10415	01GRF	Federal Home Loan Mtg Corp	Fair	9,100,000.00	1.118	12/05/2018	99.292	02/28/2018	9,035,572.00	9,097,402.71	9,035,572.00
912828U99	10493	01GRF	U.S. Treasury	Fair	7,000,000.00	1.304	12/31/2018	99.340	02/28/2018	6,953,800.00	6,996,843.47	6,953,800.00
912828N63	10414	01GRF	U.S. Treasury	Fair	9,000,000.00	1.198	01/15/2019	99.194	02/28/2018	8,927,460.00	8,994,331.39	8,927,460.00
3135G0ZA4	10535	01GRF	Federal National Mtg Assn	Fair	4,000,000.00	1.904	02/19/2019	99.777	02/28/2018	3,991,080.00	3,998,857.85	3,991,080.00
3135G0J53	10508	01GRF	Federal National Mtg Assn	Fair	3,000,000.00	1.486	02/26/2019	98.928	02/28/2018	2,967,840.00	2,985,967.82	2,967,840.00

**Delaware River Joint TBC
Investment Classification
February 28, 2018**

Page 2

CUSIP	Investment #	Fund	Issuer	Investment Class	Par Value	YTM	Maturity Date	Market Price	Market Date	Market Value	Book Value	Reported Value
General Reserve Fund												
3133782M2	10518	01GRF	Federal Home Loan Bank	Fair	5,000,000.00	1.579	03/08/2019	99.374	02/28/2018	4,968,700.00	4,995,851.47	4,968,700.00
3130ACL93	10516	01GRF	Federal Home Loan Bank	Fair	5,000,000.00	1.517	04/26/2019	99.285	02/28/2018	4,964,250.00	4,999,039.35	4,964,250.00
912828ST8	10536	01GRF	U.S. Treasury	Fair	4,000,000.00	1.945	04/30/2019	98.991	02/28/2018	3,959,640.00	3,968,079.40	3,959,640.00
912828VL0	10525	01GRF	U.S. Treasury	Fair	5,000,000.00	1.744	05/31/2019	99.219	02/28/2018	4,960,950.00	4,985,020.57	4,960,950.00
3130ACJ96	10510	01GRF	Federal Home Loan Bank	Fair	5,000,000.00	1.551	06/28/2019	99.116	02/28/2018	4,955,800.00	4,996,682.08	4,955,800.00
912828XV7	10537	01GRF	U.S. Treasury	Fair	4,500,000.00	1.970	06/30/2019	98.815	02/28/2018	4,446,675.00	4,457,528.31	4,446,675.00
912828T6	10509	01GRF	U.S. Treasury	Fair	3,000,000.00	1.507	08/31/2019	98.606	02/28/2018	2,958,180.00	2,988,628.89	2,958,180.00
3130ACLX0	10517	01GRF	Federal Home Loan Bank	Fair	6,000,000.00	1.625	10/30/2019	99.021	02/28/2018	5,941,260.00	6,000,000.00	5,941,260.00
Subtotal					227,636,188.40	1.375				226,399,999.22	227,159,877.51	226,399,999.22
Operating Fund												
38145C752	10108	01OF	Goldman Sachs Ila Fed Port	Amort	45,789.25	0.392		100.000	02/28/2018	45,789.25	45,789.25	45,789.25
912796PP8	10546	01OF	U.S. Treasury	Fair	5,770,000.00	1.887	01/31/2019	98.038	02/28/2018	5,656,808.03	5,671,125.28	5,656,808.03
Subtotal					5,815,789.25	1.875				5,702,597.28	5,716,914.53	5,702,597.28
Reserve Maintenance Fund												
38145C752	10106	01RMF	Goldman Sachs Ila Fed Port	Amort	40,088.25	0.392		100.000	02/28/2018	40,088.25	40,088.25	40,088.25
912796PP8	10545	01RMF	U.S. Treasury	Fair	6,113,000.00	1.887	01/31/2019	98.038	02/28/2018	5,993,079.29	6,008,247.63	5,993,079.29
Subtotal					6,153,088.25	1.877				6,033,167.54	6,048,335.88	6,033,167.54
Scudder Falls Insurance Reserv												
38145C752	10506	01SFIR	Goldman Sachs Ila Fed Port	Amort	383.40	0.001		100.000	02/28/2018	383.40	383.40	383.40
912828K5	10507	01SFIR	U.S. Treasury	Fair	4,054,000.00	1.270	07/31/2019	99.246	02/28/2018	4,023,432.84	4,059,932.47	4,023,432.84
Subtotal					4,054,383.40	1.269				4,023,816.24	4,060,315.87	4,023,816.24
Debt Service Reserve 2005A												
38145C752	10110	05DSRF05	Goldman Sachs Ila Fed Port	Amort	29,209.24	0.392		100.000	02/28/2018	29,209.24	29,209.24	29,209.24
3133EFKW6	10379	05DSRF05	Federal Farm Credit Bank	Fair	1,991,000.00	1.030	10/26/2018	99.371	02/28/2018	1,978,476.61	1,990,744.05	1,978,476.61
912796PP8	10551	05DSRF05	U.S. Treasury	Fair	993,000.00	1.888	01/31/2019	98.038	02/28/2018	973,520.00	975,970.05	973,520.00
Subtotal					3,013,209.24	1.304				2,981,205.85	2,995,923.34	2,981,205.85
Capitalized Interest Acc 2017												
38145C752	10423	06CAPINT1	Goldman Sachs Ila Fed Port	Amort	65,478.33	0.392		100.000	02/28/2018	65,478.33	65,478.33	65,478.33
912828R93	10532	06CAPINT1	U.S. Treasury	Fair	931,000.00	1.545	06/30/2018	99.621	02/28/2018	927,471.51	928,157.02	927,471.51
912828U99	10533	06CAPINT1	U.S. Treasury	Fair	6,064,000.00	1.809	12/31/2018	99.340	02/28/2018	6,023,977.60	6,036,059.22	6,023,977.60

Delaware River Joint TBC
Investment Classification
February 28, 2018

Page 3

CUSIP	Investment #	Fund	Issuer	Investment Class	Par Value	YTM	Maturity Date	Market Price	Market Date	Market Value	Book Value	Reported Value
Subtotal					7,060,478.33	1.760				7,016,927.44	7,029,694.57	7,016,927.44
Construction Fund 2017												
38145C752	10424	06CF17	Goldman Sachs Ila Fed Port	Amort	0.00	0.001		100.000	02/28/2018	0.00	0.00	0.00
PAINVEST	10463	06CF17	PA Invest	Amort	10,054,388.96	1.389		100.000	02/28/2018	10,054,388.96	10,054,388.96	10,054,388.96
05253CC53	10496	06CF17	Aust & NZ Banking Group	Fair	13,000,000.00	1.419	03/05/2018	99.237	02/28/2018	12,900,831.67	12,998,006.67	12,900,831.67
06417KCE7	10502	06CF17	Bank of Nova Scotia NY CP	Fair	3,000,000.00	1.419	03/14/2018	99.334	02/28/2018	2,980,025.00	2,998,472.50	2,980,025.00
89119BCF1	10487	06CF17	Toronto Dominion	Fair	4,000,000.00	1.442	03/15/2018	99.036	02/28/2018	3,961,440.56	3,997,814.44	3,961,440.56
19121BDB2	10498	06CF17	Coca Cola	Fair	10,000,000.00	1.396	04/11/2018	99.108	02/28/2018	9,910,844.44	9,984,511.11	9,910,844.44
89233HDK7	10504	06CF17	TOYOTA Motor Credit CP	Fair	9,000,000.00	1.482	04/19/2018	99.168	02/28/2018	8,925,175.00	8,982,115.00	8,925,175.00
67983UDP5	10555	06CF17	Old Line Funding LLC	Fair	4,000,000.00	1.805	04/23/2018	99.695	02/28/2018	3,987,800.00	3,989,400.00	3,987,800.00
67983UEH2	10556	06CF17	Old Line Funding LLC	Fair	4,000,000.00	1.938	05/17/2018	99.544	02/28/2018	3,981,772.22	3,983,487.78	3,981,772.22
89233HEM2	10505	06CF17	TOYOTA Motor Credit CP	Fair	14,000,000.00	1.517	05/21/2018	99.019	02/28/2018	13,862,671.68	13,953,065.00	13,862,671.68
912828R51	10540	06CF17	U.S. Treasury	Fair	5,000,000.00	1.477	05/31/2018	99.807	02/28/2018	4,990,350.00	4,992,446.28	4,990,350.00
86960KF15	10499	06CF17	Svenska Handelsbanken	Fair	15,000,000.00	1.495	06/01/2018	98.889	02/28/2018	14,833,356.26	14,943,841.67	14,833,356.26
88602UFF2	10531	06CF17	Thunder Bay Funding LLC CP	Fair	3,500,000.00	1.745	06/15/2018	99.125	02/28/2018	3,469,388.62	3,482,171.39	3,469,388.62
88602UFN5	10557	06CF17	Thunder Bay Funding LLC CP	Fair	4,000,000.00	1.993	06/22/2018	99.340	02/28/2018	3,973,600.00	3,975,140.00	3,973,600.00
912828XK1	10529	06CF17	U.S. Treasury	Fair	10,000,000.00	1.492	07/15/2018	99.650	02/28/2018	9,965,000.00	9,977,064.98	9,965,000.00
912828S68	10490	06CF17	U.S. Treasury	Fair	10,000,000.00	1.239	07/31/2018	99.555	02/28/2018	9,955,500.00	9,979,825.61	9,955,500.00
912828S68	10541	06CF17	U.S. Treasury	Fair	5,000,000.00	1.608	07/31/2018	99.555	02/28/2018	4,977,750.00	4,982,121.86	4,977,750.00
912828K82	10527	06CF17	U.S. Treasury	Fair	15,000,000.00	1.533	08/15/2018	99.613	02/28/2018	14,941,950.00	14,963,590.12	14,941,950.00
912828C3	10524	06CF17	U.S. Treasury	Fair	5,000,000.00	1.501	08/31/2018	99.430	02/28/2018	4,971,500.00	4,981,384.28	4,971,500.00
912828C3	10544	06CF17	U.S. Treasury	Fair	5,000,000.00	1.692	08/31/2018	99.430	02/28/2018	4,971,500.00	4,976,733.86	4,971,500.00
912828L40	10538	06CF17	U.S. Treasury	Fair	5,000,000.00	1.739	09/15/2018	99.510	02/28/2018	4,975,500.00	4,980,238.16	4,975,500.00
912828T42	10528	06CF17	U.S. Treasury	Fair	20,000,000.00	1.594	09/30/2018	99.311	02/28/2018	19,862,200.00	19,902,564.76	19,862,200.00
3137EAED7	10513	06CF17	Federal Home Loan Mtg Corp	Fair	5,000,000.00	1.464	10/12/2018	99.338	02/28/2018	4,966,900.00	4,982,094.62	4,966,900.00
912828L81	10539	06CF17	U.S. Treasury	Fair	5,000,000.00	1.778	10/15/2018	99.338	02/28/2018	4,966,900.00	4,972,102.99	4,966,900.00
912828T83	10522	06CF17	U.S. Treasury	Fair	15,000,000.00	1.465	10/31/2018	99.203	02/28/2018	14,880,450.00	14,929,103.17	14,880,450.00
912828U40	10542	06CF17	U.S. Treasury	Fair	5,000,000.00	1.848	11/30/2018	99.270	02/28/2018	4,963,500.00	4,968,561.78	4,963,500.00
912828U99	10492	06CF17	U.S. Treasury	Fair	10,000,000.00	1.303	12/31/2018	99.340	02/28/2018	9,934,000.00	9,995,604.51	9,934,000.00
912828V56	10543	06CF17	U.S. Treasury	Fair	5,000,000.00	1.925	01/31/2019	99.139	02/28/2018	4,956,950.00	4,963,681.53	4,956,950.00
3137EADZ9	10512	06CF17	Federal Home Loan Mtg Corp	Fair	6,000,000.00	1.548	04/15/2019	98.869	02/28/2018	5,932,140.00	5,971,929.54	5,932,140.00
3130ACL93	10519	06CF17	Federal Home Loan Bank	Fair	3,000,000.00	1.599	04/26/2019	99.285	02/28/2018	2,978,550.00	2,996,509.35	2,978,550.00
912828ST8	10489	06CF17	U.S. Treasury	Fair	10,000,000.00	1.338	04/30/2019	98.991	02/28/2018	9,899,100.00	9,989,803.75	9,899,100.00
912828R44	10521	06CF17	U.S. Treasury	Fair	13,000,000.00	1.552	05/15/2019	98.508	02/28/2018	12,806,040.00	12,895,251.22	12,806,040.00
3130ABF92	10514	06CF17	Federal Home Loan Bank	Fair	6,000,000.00	1.528	05/28/2019	99.045	02/28/2018	5,942,700.00	5,988,789.43	5,942,700.00
3130A8DB6	10520	06CF17	Federal Home Loan Bank	Fair	14,000,000.00	1.600	06/21/2019	98.685	02/28/2018	13,815,900.00	13,914,025.05	13,815,900.00

Data Updated: ~REPORT~: 03/06/2018 11:03
Run Date: 03/06/2018 - 11:03

Portfolio DRJ
AP
IC (PRF_IC) 7.1.1
Report Ver. 7.3.2

**Delaware River Joint TBC
Investment Classification
February 28, 2018**

Page 4

CUSIP	Investment #	Fund	Issuer	Investment Class	Par Value	YTM	Maturity Date	Market Price	Market Date	Market Value	Book Value	Reported Value
Construction Fund 2017												
3130ACJ96	10511	06CF17	Federal Home Loan Bank	Fair	5,000,000.00	1.597	06/28/2019	99.116	02/28/2018	4,955,800.00	4,993,733.99	4,955,800.00
3137EAEB1	10515	06CF17	Federal Home Loan Mtg Corp	Fair	6,000,000.00	1.572	07/19/2019	98.195	02/28/2018	5,891,700.00	5,943,175.75	5,891,700.00
912828TH3	10491	06CF17	U.S. Treasury	Fair	10,000,000.00	1.342	07/31/2019	98.194	02/28/2018	9,819,400.00	9,934,997.21	9,819,400.00
Subtotal					291,554,388.96	1.525				289,162,574.41	290,517,748.32	289,162,574.41
Debt Service Reserve Fund 12A												
38145C752	10260	06DSRF12A	Goldman Sachs Ila Fed Port	Amort	32,378.77	0.392		100.000	02/28/2018	32,378.77	32,378.77	32,378.77
3133EFKW6	10381	06DSRF12A	Federal Farm Credit Bank	Fair	1,866,000.00	1.030	10/26/2018	99.371	02/28/2018	1,854,262.86	1,865,760.11	1,854,262.86
912796PP8	10552	06DSRF12A	U.S. Treasury	Fair	1,003,000.00	1.888	01/31/2019	98.038	02/28/2018	983,323.82	985,798.55	983,323.82
Subtotal					2,901,378.77	1.317				2,869,965.45	2,883,937.43	2,869,965.45
Debt Service Reserve Fund 2015												
38145C752	10349	06DSRF15	Goldman Sachs Ila Fed Port	Amort	99,639.63	0.392		100.000	02/28/2018	99,639.63	99,639.63	99,639.63
3133EFKW6	10380	06DSRF15	Federal Farm Credit Bank	Fair	1,103,000.00	1.029	10/26/2018	99.371	02/28/2018	1,096,062.13	1,102,858.20	1,096,062.13
3133EFKW6	10382	06DSRF15	Federal Farm Credit Bank	Fair	3,000,000.00	1.030	10/26/2018	99.371	02/28/2018	2,981,130.00	2,999,614.33	2,981,130.00
912796PP8	10553	06DSRF15	U.S. Treasury	Fair	5,708,000.00	1.888	01/31/2019	98.038	02/28/2018	5,596,024.31	5,610,107.80	5,596,024.31
Subtotal					9,910,639.63	1.515				9,772,856.07	9,812,219.96	9,772,856.07
Debt Service Reserve Fund 2017												
38145C752	10425	06DSRF17	Goldman Sachs Ila Fed Port	Amort	307,561.48	0.392		100.000	02/28/2018	307,561.48	307,561.48	307,561.48
912796PP8	10549	06DSRF17	U.S. Treasury	Fair	30,563,000.00	1.879	01/31/2019	98.038	02/28/2018	29,963,435.69	30,041,554.50	29,963,435.69
912796PP8	10554	06DSRF17	U.S. Treasury	Fair	366,000.00	1.888	01/31/2019	98.038	02/28/2018	358,820.06	359,723.10	358,820.06
Subtotal					31,236,561.48	1.864				30,629,817.23	30,708,839.08	30,629,817.23
Total					590,715,162.84	1.488				585,971,983.86	588,312,863.62	585,971,983.86

DELAWARE RIVER JOINT TOLL BRIDGE COMMISSION
Meeting of March 26, 2018
TOLL TRAFFIC AND REVENUE STATISTICS (February, 2018)

Summary: The Commission experienced a decrease in total toll revenue for February 2018 in comparison to the February 2017 traffic and revenue statistics. In addition, total toll traffic also reflected a decrease for the month. *[It should be noted that for 2017, increases in commercial traffic through-out the Commission and passenger traffic in District I were directly related to the closure of the Delaware River Turnpike Bridge on Jan. 21, 2017].*

Analysis of February 2018 / February 2017 toll revenue data comparison:

- An overall toll revenue decrease of 3.94 percent was recorded at the Commission's seven toll bridges for the month.
- Commercial-vehicle toll revenue reflected a 1.47 percent decrease.
- Passenger-vehicle toll revenue generated a 10.90 percent decrease.

Analysis of February 2018 / February 2017 traffic data comparison:

- Total toll traffic decreased by 296,467 vehicles, or 9.55 percent for the month.
- Commercial-vehicle traffic decreased by 12,316 vehicles, or 2.81 percent.
- Passenger-vehicle toll traffic decreased by 284,151 vehicles, or 10.66 percent.
- Average daily toll traffic for the Commission's seven toll bridges for February 2018 was 100,261 total vehicles as compared to 110,849 total vehicles in February 2017.
- Total recorded westbound traffic volume at the 11 vehicular toll supported bridges for February 2018 decreased by 149,427 vehicles, or 6.18 percent as compared to the month of February 2017.

Traffic analysis for 2018 YTD:

- Total YTD toll traffic for the seven toll bridges is reflecting a 7.08 percent decrease for the first two months of 2018 as compared to the same period in 2017.
- Westbound traffic on the eleven toll supported bridges is reflecting a 3.12 percent decrease through the first two months of 2018 when compared to last year.

REGION REVIEW

Southern Region

Total toll traffic at Trenton-Morrisville (TM) for February 2018 reflected a 20.82 percent decrease as the result of decreases of 153,367 cars and 25,345 trucks when compared to February 2017. At New Hope-Lambertville (NHL), decreases of 10,873 cars and 2,140 trucks combined to generate a decrease in total toll traffic of 9.10 percent for February 2018 as compared to February 2017.

Central Region

The I-78 Toll Bridge experienced a decrease of 4.75 percent in total toll traffic for the month of February 2018 compared to February 2017 as the result of combined decreases of 37,018 cars and 3,392 trucks. At the Easton-Phillipsburg (EP) Toll Bridge, decreases of 12,134 passenger vehicles and 4,191 trucks combined to generate a 4.20 percent decrease in total toll traffic for February 2018.

Northern Region

Portland-Columbia (PC) experienced a 0.02 percent increase in total toll traffic during February 2018 as a result of the decrease of 374 automobiles and the increase of 388 trucks compared to February 2017. At the Delaware Water Gap (DWG) Toll Bridge, a decrease of 68,968 passenger vehicles combined with the increase of 22,475 trucks to generate an overall decrease of 6.74 percent in total toll traffic for February 2018 as compared to February 2017. At Milford-Montague (MM), decreases of 1,417 passenger vehicles and 111 trucks combined to produce a 1.80 percent decrease in total toll traffic for the month of February 2018.

E-ZPass Penetration Rates

The table below provides a comparison of the *E-ZPass* penetration rates for the Commission's seven (7) toll bridges for the months of February, 2018 and February, 2017, and the year-to-date periods ending February 28, 2018 and February 28, 2017.

		<i>E-ZPass</i> PENETRATION RATES					
		FEB. 2018	FEB. 2017	Change in Monthly Percentage	YTD 2018	YTD 2017	Change in YTD Percentage
All Toll Bridges	Cars	69.75	68.50	1.25	69.58	67.37	2.21
	Trucks	88.99	87.30	1.69	77.74	87.13	-9.39
	Total	72.67	71.16	1.51	62.85	70.18	-7.33
Trenton - Morrisville	Cars	67.47	69.18	-1.71	67.68	67.92	-0.24
	Trucks	90.19	92.21	-2.02	90.46	91.95	-1.49
	Total	68.90	71.01	-2.11	69.20	69.75	-0.55
New Hope - Lambertville	Cars	83.66	81.91	1.75	83.74	81.20	2.54
	Trucks	85.64	83.80	1.84	85.65	83.10	2.55
	Total	83.76	82.03	1.73	83.84	81.32	2.52
I-78	Cars	72.29	67.64	4.65	71.58	66.97	4.61
	Trucks	88.78	87.09	1.69	88.98	86.95	2.03
	Total	76.93	72.93	4.00	76.54	72.32	4.22
Easton - Phillipsburg	Cars	69.88	67.00	2.88	69.80	67.09	2.71
	Trucks	82.40	83.28	-0.88	82.34	83.49	-1.15
	Total	70.53	68.07	2.46	70.44	68.07	2.37
Portland - Columbia	Cars	63.97	63.00	0.97	63.64	61.63	2.01
	Trucks	90.94	89.27	1.67	90.31	88.36	1.95
	Total	65.89	64.75	1.14	65.46	63.36	2.10
Delaware Water Gap	Cars	68.35	68.21	0.14	68.21	66.09	2.12
	Trucks	90.32	85.80	4.52	89.92	86.10	3.82
	Total	72.49	70.72	1.77	72.12	69.07	3.05
Milford - Montague	Cars	62.65	60.52	2.13	62.47	59.34	3.13
	Trucks	77.72	77.26	0.46	77.74	78.34	-0.60
	Total	63.04	60.97	2.07	62.85	59.89	2.96

DELAWARE RIVER JOINT TOLL BRIDGE COMMISSION

ALL TOLL BRIDGES

COMPARATIVE STATEMENT OF TOLL TRAFFIC AND REVENUE

FEBRUARY 2018

JANUARY 1, 2017 FEBRUARY 28, 2017 59 DAYS		JANUARY 1, 2018 FEBRUARY 28, 2018 59 DAYS		VEHICLE CLASS	MONTH OF FEBRUARY 2018 28 DAYS		MONTH OF FEBRUARY 2017 28 DAYS	
NUMBER OF VEHICLES	TOTAL REVENUE	NUMBER OF VEHICLES	TOTAL REVENUE		NUMBER OF VEHICLES	TOTAL REVENUE	NUMBER OF VEHICLES	TOTAL REVENUE
5,344,453	\$ 5,367,705.00	4,909,450	\$ 4,926,891.00	Passenger	2,380,775	\$ 2,389,689.00	2,664,926	\$ 2,677,610.00
-	(225,283.84)	-	(200,165.35)	Discounts *	-	(109,939.10)	-	(118,956.55)
5,344,453	\$ 5,142,421.16	4,909,450	\$ 4,726,725.65	TOTAL PASSENGER	2,380,775	\$ 2,279,749.90	2,664,926	\$ 2,558,653.45
150,045	966,425.20	137,961	888,156.10	2-Axle Trucks	66,747	429,696.80	75,607	486,855.20
66,373	785,083.20	69,961	828,037.20	3-Axle Trucks	31,808	376,479.60	32,734	387,130.80
70,871	1,111,528.00	77,231	1,214,078.40	4-Axle Trucks	37,857	595,297.60	39,023	612,804.83
580,037	11,358,730.00	576,302	11,296,838.00	5-Axle Trucks	280,889	5,506,584.00	282,342	5,529,188.00
17,237	399,775.21	17,657	411,883.20	6-Axle Trucks	8,872	206,875.20	8,413	195,148.81
1,465	40,362.00	669	18,578.00	7-Axle Trucks	365	10,122.00	734	20,196.80
1	88.30	-	-	Permits	-	-	1	88.30
886,029	\$ 14,661,991.91	879,781	\$ 14,657,570.90	TOTAL TRUCKS	426,538	\$ 7,125,055.20	438,854	\$ 7,231,412.74
6,230,482	\$ 19,804,413.07	5,789,231	\$ 19,384,296.55	TOTAL TOLL VEHICLES	2,807,313	9,404,805.10	3,103,780	9,790,066.19
105,601	\$ 335,668.02	98,123	\$ 328,547.40	DAILY AVERAGE	100,261	\$ 335,885.90	110,849	\$ 349,645.22
Rate Change				Rate Change				
Traffic (toll)		-7.08%		Traffic (toll)		-9.55%		
Autos		-8.14%		Autos		-10.66%		
Trucks		-0.71%		Trucks		-2.81%		
Revenue		-2.12%		Revenue		-3.94%		
Autos		-8.08%		Autos		-10.90%		
Trucks		-0.03%		Trucks		-1.47%		

* Discounts represents rebates for commuter discounts earned when a customer crosses the Commission's bridges 20 times in a 35 day period, as well as discounts for employee's and Commission vehicle's non-revenue crossings.

NOTE: Traffic and revenue is positively affected by the Jan. 21, 2017 closure of the Delaware River Turnpike Bridge.

DELAWARE RIVER JOINT TOLL BRIDGE COMMISSION

TRENTON - MORRISVILLE TOLL BRIDGE

COMPARATIVE STATEMENT OF TOLL TRAFFIC AND REVENUE

FEBRUARY 2018

JANUARY 1, 2017 FEBRUARY 28, 2017 59 DAYS			JANUARY 1, 2018 FEBRUARY 28, 2018 59 DAYS			MONTH OF FEBRUARY 2018 28 DAYS			MONTH OF FEBRUARY 2017 28 DAYS			
NUMBER OF VEHICLES	TOTAL REVENUE		NUMBER OF VEHICLES	TOTAL REVENUE		VEHICLE CLASS	NUMBER OF VEHICLES	TOTAL REVENUE		NUMBER OF VEHICLES	TOTAL REVENUE	
1,497,107	\$	1,502,188.00 (47,107.22)	1,300,843	\$	1,303,513.00 (42,142.84)	Passenger Discounts *	636,737	\$	638,097.00 (23,826.30)	790,104	\$	793,394.00 (24,831.32)
1,497,107	\$	1,455,080.78	1,300,843	\$	1,261,370.16	TOTAL PASSENGER	636,737	\$	614,270.70	790,104	\$	768,562.68
49,201		317,289.05	20,926		135,097.30	2-Axle Trucks	10,102		65,202.15	26,798		172,770.00
18,940		225,152.40	19,711		234,981.60	3-Axle Trucks	7,981		95,128.80	9,657		114,824.40
16,543		260,355.20	15,369		243,824.00	4-Axle Trucks	7,173		113,750.40	9,165		144,185.60
38,983		764,180.00	36,324		713,224.00	5-Axle Trucks	17,478		343,154.00	22,235		436,154.00
541		12,542.41	280		6,612.00	6-Axle Trucks	142		3,352.80	363		8,416.81
54		1,506.00	52		1,456.00	7-Axle Trucks	42		1,176.00	45		1,250.00
-		-				Permits				-		-
124,262	\$	1,581,025.06	92,662	\$	1,335,194.90	TOTAL TRUCKS	42,918	\$	621,764.15	68,263	\$	877,600.81
1,621,369	\$	3,036,105.84	1,393,505	\$	2,596,565.06	TOTAL TOLL VEHICLES	679,655	\$	1,236,034.85	858,367	\$	1,646,163.49
27,481	\$	51,459.42	23,619	\$	44,009.58	DAILY AVERAGE	24,273	\$	44,144.10	30,656	\$	58,791.55
Rate Change						Rate Change						
Traffic (toll)		-14.05%				Traffic (toll)				-20.82%		
Autos		-13.11%				Autos				-19.41%		
Trucks		-25.43%				Trucks				-37.13%		
Revenue		-14.48%				Revenue				-24.91%		
Autos		-13.31%				Autos				-20.08%		
Trucks		-15.55%				Trucks				-29.15%		

* Discounts represents rebates for commuter discounts earned when a customer crosses the Commission's bridges 20 times in a 35 day period, as well as discounts for employee's and Commission vehicle's non-revenue crossings.

NOTE: Traffic and revenue is positively affected by the Jan. 21, 2017 closure of the Delaware River Turnpike Bridge.

DELAWARE RIVER JOINT TOLL BRIDGE COMMISSION

NEW HOPE - LAMBERTVILLE TOLL BRIDGE

COMPARATIVE STATEMENT OF TOLL TRAFFIC AND REVENUE

FEBRUARY 2018

JANUARY 1, 2017 FEBRUARY 28, 2017 59 DAYS		JANUARY 1, 2018 FEBRUARY 28, 2018 59 DAYS		VEHICLE CLASS	MONTH OF FEBRUARY 2018 28 DAYS		MONTH OF FEBRUARY 2017 28 DAYS	
NUMBER OF VEHICLES	TOTAL REVENUE	NUMBER OF VEHICLES	TOTAL REVENUE		NUMBER OF VEHICLES	TOTAL REVENUE	NUMBER OF VEHICLES	TOTAL REVENUE
271,371	\$ 272,961.00	254,363	\$ 255,181.00	Passenger	123,089	\$ 123,518.00	133,962	\$ 134,746.00
	(14,161.82)		(12,195.97)	Discounts *		(6,549.35)		(7,030.00)
271,371	\$ 258,799.18	254,363	\$ 242,985.03	TOTAL PASSENGER	123,089	\$ 116,968.65	133,962	\$ 127,716.00
7,687	49,583.95	5,164	33,255.30	2-Axle Trucks	2,437	15,679.95	3,827	24,679.20
3,958	47,265.60	2,476	29,415.60	3-Axle Trucks	1,189	14,143.20	1,821	21,753.60
997	15,312.00	1,457	22,732.80	4-Axle Trucks	673	10,491.20	540	8,278.43
5,188	102,056.00	4,880	96,092.00	5-Axle Trucks	2,475	48,738.00	2,736	53,844.00
155	3,564.00	164	3,727.20	6-Axle Trucks	91	2,071.20	81	1,874.40
6	165.20	6	168.00	7-Axle Trucks	2	56.00	2	53.20
				Permits	-	-		
17,991	\$ 217,946.75	14,147	\$ 185,390.90	TOTAL TRUCKS	6,867	\$ 91,179.55	9,007	\$ 110,482.83
289,362	\$ 476,745.93	268,510	\$ 428,375.93	TOTAL TOLL VEHICLES	129,956	\$ 208,148.20	142,969	\$ 238,198.83
4,904	\$ 8,080.44	4,551	\$ 7,260.61	DAILY	4,641	\$ 7,433.86	5,106	\$ 8,507.10
Rate Change					Rate Change			
Traffic (toll)					Traffic (toll)			
Autos					Autos			
Trucks					Trucks			
Revenue					Revenue			
Autos					Autos			
Trucks					Trucks			

* Discounts represents rebates for commuter discounts earned when a customer crosses the Commission's bridges 20 times in a 35 day period, as well as discounts for employee's and Commission vehicle's non-revenue crossings.

DELAWARE RIVER JOINT TOLL BRIDGE COMMISSION

I78 TOLL BRIDGE

COMPARATIVE STATEMENT OF TOLL TRAFFIC AND REVENUE

FEBRUARY 2018

JANUARY 1, 2017 FEBRUARY 28, 2017 59 DAYS		JANUARY 1, 2018 FEBRUARY 28, 2018 59 DAYS		VEHICLE CLASS	MONTH OF FEBRUARY 2018 28 DAYS		MONTH OF FEBRUARY 2017 28 DAYS	
NUMBER OF VEHICLES	TOTAL REVENUE	NUMBER OF VEHICLES	TOTAL REVENUE		NUMBER OF VEHICLES	TOTAL REVENUE	NUMBER OF VEHICLES	TOTAL REVENUE
1,282,912	\$ 1,290,403.00 (63,099.68)	1,195,321	\$ 1,201,611.00 (58,228.49)	Passenger Discounts *	581,645	\$ 584,973.00 (32,097.78)	618,663	\$ 622,326.00 (35,747.05)
1,282,912	\$ 1,227,303.32	1,195,321	\$ 1,143,382.51	TOTAL PASSENGER	581,645	\$ 552,875.22	618,663	\$ 586,578.95
42,275	272,034.10	48,902	314,390.05	2-Axle Trucks	20,456	131,493.70	19,986	128,521.25
22,842	268,750.80	23,250	273,999.60	3-Axle Trucks	10,781	127,106.40	11,112	130,746.00
32,987	516,115.20	34,051	532,520.00	4-Axle Trucks	16,411	256,620.80	17,848	279,752.00
358,750	7,019,516.00	358,399	7,012,718.00	5-Axle Trucks	174,131	3,406,526.00	175,975	3,443,128.00
11,473	265,771.20	11,574	269,280.00	6-Axle Trucks	5,802	134,913.60	5,732	132,758.40
1,117	30,710.40	452	12,532.80	7-Axle Trucks	239	6,616.40	558	15,332.80
1	88.30			Permits			1	88.30
469,445	\$ 8,372,986.00	476,628	\$ 8,415,440.45	TOTAL TRUCKS	227,820	\$ 4,063,276.90	231,212	\$ 4,130,326.75
1,752,357	\$ 9,600,289.32	1,671,949	\$ 9,558,822.96	TOTAL TOLL VEHICLES	809,465	\$ 4,616,152.12	849,875	\$ 4,716,905.70
29,701	\$ 162,716.77	28,338	\$ 162,013.95	DAILY AVERAGE	28,909	\$ 164,862.58	30,353	\$ 168,460.92
Rate Change				Rate Change				
Traffic (toll)		-4.59%		Traffic (toll)		-4.75%		
Autos		-6.83%		Autos		-5.98%		
Trucks		1.53%		Trucks		-1.47%		
Revenue		-0.43%		Revenue		-2.14%		
Autos		-6.84%		Autos		-5.75%		
Trucks		0.51%		Trucks		-1.62%		

* Discounts represents rebates for commuter discounts earned when a customer crosses the Commission's bridges 20 times in a 35 day period, as well as discounts for employee's and Commission vehicle's non-revenue crossings.

NOTE: Traffic and revenue is positively affected by the Jan. 21, 2017 closure of the Delaware River Turnpike Bridge.

DELAWARE RIVER JOINT TOLL BRIDGE COMMISSION

EASTON - PHILLIPSBURG TOLL BRIDGE

COMPARATIVE STATEMENT OF TOLL TRAFFIC AND REVENUE

FEBRUARY 2018

JANUARY 1, 2017 FEBRUARY 28, 2017 59 DAYS		JANUARY 1, 2018 FEBRUARY 28, 2018 59 DAYS		VEHICLE CLASS	MONTH OF FEBRUARY 2018 28 DAYS		MONTH OF FEBRUARY 2017 28 DAYS	
NUMBER OF VEHICLES	TOTAL REVENUE	NUMBER OF VEHICLES	TOTAL REVENUE		NUMBER OF VEHICLES	TOTAL REVENUE	NUMBER OF VEHICLES	TOTAL REVENUE
755,257	\$ 757,429.00 (31,037.59)	730,844	\$ 732,907.00 (26,311.61)	Passenger Discounts *	353,187	\$ 354,203.00 (14,181.30)	365,321	\$ 366,427.00 (15,511.42)
755,257	\$ 726,391.41	730,844	\$ 706,595.39	TOTAL PASSENGER	353,187	\$ 340,021.70	365,321	\$ 350,915.58
19,117	123,496.10	11,802	76,198.20	2-Axle Trucks	5,592	36,108.80	9,283	59,965.75
5,730	67,899.60	5,256	62,246.40	3-Axle Trucks	2,520	29,870.40	2,856	33,852.00
4,248	67,240.00	4,120	65,356.80	4-Axle Trucks	2,160	34,283.20	2,184	34,576.00
18,716	366,894.00	18,138	356,118.00	5-Axle Trucks	9,039	177,536.00	9,175	179,874.00
146	3,420.00	114	2,702.40	6-Axle Trucks	59	1,399.20	65	1,531.20
6	166.00	8	224.00	7-Axle Trucks	4	112.00	2	56.00
		-		Permits	-	-		
47,963	\$ 629,115.70	39,438	\$ 562,845.80	TOTAL TRUCKS	19,374	\$ 279,309.60	23,565	\$ 309,854.95
803,220	\$ 1,355,507.11	770,282	\$ 1,269,441.19	TOTAL TOLL VEHICLES	372,561	\$ 619,331.30	388,886	\$ 660,770.53
13,614	\$ 22,974.70	13,056	\$ 21,515.95	DAILY AVERAGE	13,306	\$ 22,118.98	13,889	\$ 23,598.95
Rate Change					Rate Change			
Traffic (toll)					Traffic (toll)			
Autos					Autos			
Trucks					Trucks			
Revenue					Revenue			
Autos					Autos			
Trucks					Trucks			

* Discounts represents rebates for commuter discounts earned when a customer crosses the Commission's bridges 20 times in a 35 day period, as well as discounts for employee's and Commission vehicle's non-revenue crossings.

DELAWARE RIVER JOINT TOLL BRIDGE COMMISSION
 PORTLAND - COLUMBIA TOLL BRIDGE
 COMPARATIVE STATEMENT OF TOLL TRAFFIC AND REVENUE
 FEBRUARY 2018

JANUARY 1, 2017 FEBRUARY 28, 2017 59 DAYS		JANUARY 1, 2018 FEBRUARY 28, 2018 59 DAYS		VEHICLE CLASS	MONTH OF FEBRUARY 2018 28 DAYS		MONTH OF FEBRUARY 2017 28 DAYS	
NUMBER OF VEHICLES	TOTAL REVENUE	NUMBER OF VEHICLES	TOTAL REVENUE		NUMBER OF VEHICLES	TOTAL REVENUE	NUMBER OF VEHICLES	TOTAL REVENUE
168,107	\$ 169,067.00	169,724	\$ 170,641.00	Passenger	82,909	\$ 83,334.00	83,283	\$ 83,807.00
	(9,034.20)		(8,342.71)	Discounts *		(4,554.42)		(4,159.92)
168,107	\$ 160,032.80	169,724	\$ 162,298.29	TOTAL PASSENGER	82,909	\$ 78,779.58	83,283	\$ 79,647.08
3,418	22,064.90	2,815	18,183.75	2-Axle Trucks	1,420	9,185.80	1,600	10,324.60
1,781	21,279.60	817	9,752.40	3-Axle Trucks	400	4,767.60	504	6,014.40
2,481	39,624.00	4,217	67,371.20	4-Axle Trucks	2,226	35,560.00	1,708	27,294.40
3,925	77,738.00	4,504	89,220.00	5-Axle Trucks	2,281	45,196.00	2,136	42,344.00
64	1,524.00	65	1,557.60	6-Axle Trucks	32	765.60	24	576.00
5	140.00	2	56.00	7-Axle Trucks	1	28.00	-	-
-	-	-	-	Permits	-	-	-	-
11,674	\$ 162,370.50	12,420	\$ 186,140.95	TOTAL TRUCKS	6,360	\$ 95,503.00	5,972	\$ 86,553.40
179,781	\$ 322,403.30	182,144	\$ 348,439.24	TOTAL TOLL VEHICLES	89,269	\$ 174,282.58	89,255	\$ 166,200.48
3,047	\$ 5,464.46	3,087	\$ 5,905.75	DAILY AVERAGE	3,188	\$ 6,224.38	3,188	\$ 5,935.73
Rate Change				Rate Change				
Traffic (toll)				Traffic (toll)				0.02%
Autos				Autos				-0.45%
Trucks				Trucks				6.50%
Revenue				Revenue				4.86%
Autos				Autos				-1.09%
Trucks				Trucks				10.34%

* Discounts represents rebates for commuter discounts earned when a customer crosses the Commission's bridges 20 times in a 35 day period, as well as discounts for employee's and Commission vehicle's non-revenue crossings.

DELAWARE RIVER JOINT TOLL BRIDGE COMMISSION

DELAWARE WATER GAP TOLL BRIDGE

COMPARATIVE STATEMENT OF TOLL TRAFFIC AND REVENUE

FEBRUARY 2018

JANUARY 1, 2017 FEBRUARY 28, 2017 59 DAYS		JANUARY 1, 2018 FEBRUARY 28, 2018 59 DAYS			MONTH OF FEBRUARY 2018 28 DAYS		MONTH OF FEBRUARY 2017 28 DAYS	
NUMBER OF VEHICLES	TOTAL REVENUE	NUMBER OF VEHICLES	TOTAL REVENUE	VEHICLE CLASS	NUMBER OF VEHICLES	TOTAL REVENUE	NUMBER OF VEHICLES	TOTAL REVENUE
1,200,696	\$ 1,205,899.00	1,090,956	\$ 1,094,925.00	Passenger	521,793	\$ 523,783.00	590,761	\$ 593,673.00
-	(51,543.31)	-	(44,817.17)	Discounts *	-	(24,439.04)	-	(27,344.04)
1,200,696	\$ 1,154,355.69	1,090,956	\$ 1,050,107.83	TOTAL PASSENGER	521,793	\$ 499,343.96	590,761	\$ 566,328.96
25,097	160,993.30	46,121	296,633.35	2-Axle Trucks	25,678	165,172.15	12,713	81,562.00
12,825	151,197.60	18,139	213,933.60	3-Axle Trucks	8,757	103,326.00	6,626	78,060.00
13,401	209,478.40	17,709	277,372.80	4-Axle Trucks	9,057	142,096.00	7,484	117,220.80
153,234	3,003,776.00	152,602	3,000,598.00	5-Axle Trucks	74,736	1,470,578.00	69,474	1,361,742.00
4,847	112,689.60	5,444	127,620.00	6-Axle Trucks	2,740	64,228.80	2,147	49,968.00
266	7,372.00	149	4,141.20	7-Axle Trucks	77	2,133.60	126	3,476.80
-	-	-	-	Permits	-	-	-	-
209,670	\$ 3,645,506.90	240,164	\$ 3,920,298.95	TOTAL TRUCKS	121,045	\$ 1,947,534.55	98,570	\$ 1,692,029.60
1,410,366	\$ 4,799,862.59	1,331,120	\$ 4,970,406.78	TOTAL TOLL VEHICLES	642,838	\$ 2,446,878.51	689,331	\$ 2,258,358.56
23,905	\$ 81,353.60	22,561	\$ 84,244.18	DAILY AVERAGE	22,959	\$ 87,388.52	24,619	\$ 80,655.66
Rate Change					Rate Change			
Traffic (toll)		-5.62%			Traffic (toll)		-6.74%	
Autos		-9.14%			Autos		-11.67%	
Trucks		14.54%			Trucks		22.80%	
Revenue		3.55%			Revenue		8.35%	
Autos		-9.03%			Autos		-11.83%	
Trucks		7.54%			Trucks		15.10%	

* Discounts represents rebates for commuter discounts earned when a customer crosses the Commission's bridges 20 times in a 35 day period, as well as discounts for employee's and Commission vehicle's non-revenue crossings.

DELAWARE RIVER JOINT TOLL BRIDGE COMMISSION
MILFORD - MONTAGUE TOLL BRIDGE
COMPARATIVE STATEMENT OF TOLL TRAFFIC AND REVENUE

FEBRUARY 2018

JANUARY 1, 2017 FEBRUARY 28, 2017 59 DAYS			JANUARY 1, 2018 FEBRUARY 28, 2018 59 DAYS			MONTH OF FEBRUARY 2018 28 DAYS			MONTH OF FEBRUARY 2017 28 DAYS			
NUMBER OF VEHICLES	TOTAL REVENUE		NUMBER OF VEHICLES	TOTAL REVENUE		VEHICLE CLASS	NUMBER OF VEHICLES	TOTAL REVENUE		NUMBER OF VEHICLES	TOTAL REVENUE	
169,003	\$	169,758.00	167,399	\$	168,113.00	Passenger	81,415	\$	81,781.00	82,832	\$	83,237.00
		(9,300.02)			(8,126.56)	Discounts *			(4,290.91)			(4,332.80)
169,003	\$	160,457.98	167,399	\$	159,986.44	TOTAL PASSENGER	81,415	\$	77,490.09	82,832	\$	78,904.20
3,250		20,963.80	2,231		14,398.15	2-Axle Trucks	1,062		6,854.25	1,400		9,032.40
297		3,537.60	312		3,708.00	3-Axle Trucks	180		2,137.20	158		1,880.40
214		3,403.20	308		4,900.80	4-Axle Trucks	157		2,496.00	94		1,497.60
1,241		24,570.00	1,455		28,868.00	5-Axle Trucks	749		14,856.00	611		12,102.00
11		264.00	16		384.00	6-Axle Trucks	6		144.00	1		24.00
11		302.40	-		-	7-Axle Trucks	-		-	1		28.00
-		-	-		-	Permits	-		-	-		-
5,024	\$	53,041.00	4,322	\$	52,258.95	TOTAL TRUCKS	2,154	\$	26,487.45	2,265	\$	24,564.40
174,027	\$	213,498.98	171,721	\$	212,245.39	TOTAL TOLL VEHICLES	83,569	\$	103,977.54	85,097	\$	103,468.60
2,950	\$	3,618.63	2,911	\$	3,597.38	DAILY AVERAGE	2,985	\$	3,713.48	3,039	\$	3,695.31
Rate Change												
Traffic (toll)		-1.33%						Rate Change				
Autos		-0.95%						Traffic (toll)		-1.80%		
Trucks		-13.97%						Autos		-1.71%		
Revenue		-0.59%						Trucks		-4.90%		
Autos		-0.29%						Revenue		0.49%		
Trucks		-1.47%						Autos		-1.79%		
								Trucks		7.83%		

Delaware River Joint Toll Bridge Commission
Toll Supported Bridge - Westbound Traffic Counts
February 2018

Bridge	Westbound Volume					
	February 2018	February 2017	% Change	YTD 2018	YTD 2017	% Change
Lower Trenton	323,595	325,887	-0.70%	658,045	669,340	-1.69%
Calhoun Street	262,744	280,757	-6.42%	544,987	570,071	-4.40%
Scudder Falls	815,240	887,846	-8.18%	1,681,638	1,735,162	-3.08%
Washington Crossing	90,027	93,851	-4.07%	188,146	188,904	-0.40%
New Hope - Lambertville	193,776	199,592	-2.91%	415,702	425,203	-2.23%
Centre Bridge - Stockton	59,036	48,940	20.63%	112,234	101,624	10.44%
Uhlerstown - Frenchtown	52,655	60,605	-13.12%	114,342	119,400	-4.24%
Upper Black Eddy - Milford	49,367	57,779	-14.56%	103,157	116,961	-11.80%
Riegelsville	38,985	40,543	-3.84%	80,443	83,423	-3.57%
Northampton Street	329,817	364,474	-9.51%	682,725	712,368	-4.16%
Riverton - Belvidere	52,256	56,651	-7.76%	111,420	121,526	-8.32%
Total	2,267,498	2,416,925	-6.18%	4,692,839	4,843,983	-3.12%

NOTES:

Delaware River Joint Toll Bridge Commission
Toll Supported Bridge - Two Way Traffic Counts
February 2018

Bridge	Total Volume					
	February 2018	February 2017	% Change	YTD 2018	YTD 2017	% Change
Lower Trenton	406,882	434,828	-6.43%	827,583	875,896	-5.52%
Calhoun Street	449,608	485,466	-7.39%	922,185	973,225	-5.24%
Scudder Falls	1,367,638	1,686,423	-18.90%	2,912,043	3,432,772	-15.17%
Washington Crossing	150,472	159,997	-5.95%	314,853	324,799	-3.06%
New Hope - Lambertville	406,403	349,130	16.40%	878,356	741,112	18.52%
Centre Bridge - Stockton	108,772	106,160	2.46%	224,169	220,443	1.69%
Uhlerstown - Frenchtown	104,694	119,457	-12.36%	216,559	234,277	-7.56%
Upper Black Eddy -Milford	89,325	98,340	-9.17%	186,284	202,619	-8.06%
Riegelsville	80,983	85,712	-5.52%	167,987	175,841	-4.47%
Northampton Street	499,361	576,877	-13.44%	1,039,312	1,113,609	-6.67%
Riverton - Belvidere	125,967	134,551	-6.38%	263,273	254,171	3.58%
Total	3,790,105	4,236,941	-10.55%	7,952,604	8,548,764	-6.97%

NOTES:

Delaware River Joint Toll Bridge Commission
Toll Bridge - Two Way Traffic Counts
February 2018

Bridge	Total Volume (all classes)					
	February 2018	February 2017	% Change	YTD 2018	YTD 2017	% Change
Trenton - Morrisville	1,650,822	1,969,792	-16.19%	3,393,769	3,802,565	-10.75%
New Hope - Lambertville	310,692	340,789	-8.83%	644,092	688,525	-6.45%
Interstate 78	1,653,520	1,738,508	-4.89%	3,406,306	3,578,085	-4.80%
Easton - Phillipsburg	928,845	957,752	-3.02%	1,928,593	1,977,914	-2.49%
Portland - Columbia ¹	190,401	201,102	-5.32%	391,303	413,212	-5.30%
Delaware Water Gap ²	1,258,311	1,384,416	-9.11%	2,602,621	2,791,124	-6.75%
Milford - Montague	173,027	175,043	-1.15%	358,352	362,244	-1.07%
Total	6,165,618	6,767,402	-8.89%	12,725,036	13,613,669	-6.53%

NOTES:

(1) 2017 P-C data is from loop counter.

(2) Counter not counting left lane from 2-1-17 to 2-16-17. Data interpolated.

DELAWARE RIVER JOINT TOLL BRIDGE COMMISSION

Meeting of March 26, 2017

STATISTICAL SUMMARY OF EXPENDITURES

This includes reports entitled **"Budget vs Actual"** covering the month of February 2018 and the two month year-to-date ("YTD") operations of fiscal year 2018 relative to Toll Bridges, Toll Supported Bridges and Administration departments.

Total expense plus encumbrance totaled \$5,324,004 for the month of February. For the 2018 fiscal period, total expense plus encumbrances amounted to \$9,543,870 or 79.6% of the YTD operating budget.

Most of the expense line categories are within their normal line item budgets. Overtime wages are currently exceeding budget by \$13,121 or 13.0%, mainly due to snow removal related cost. Professional Services are exceeding their YTD operating budget by \$71,451 or 24.3% due to higher non-retainer legal fees.

There was a \$516,000 increase in Encumbrances during the month of February due to issuing annual Purchase Orders for Fuels, Salt, Service Contracts and other various items.

Delaware River Joint Toll Bridge Commission
Budget vs Actual
For the Two Months Ending February 28, 2018

TOTAL COMMISSION

	Annual Budget 2018	YTD Budget 2018	Expended For The Month	Expended Year To Date	Encumbered	Remaining Annual Budget
Regular Employee Salaries	\$21,900,483	3,429,813	\$1,595,613	\$3,132,311	\$0	\$18,768,172
Part-Time Employee Wages	404,630	65,676	18,062	39,888	0	364,742
Summer Employee Wages	112,401	0	0	0	0	112,401
Overtime Wages	475,472	101,048	53,047	114,169	0	361,303
Pension Contributions	7,205,568	1,108,792	513,315	1,024,470	0	6,181,098
FICA Contributions	1,836,643	282,619	131,950	261,090	0	1,575,553
Regular Employee Healthcare Benefits	12,877,729	2,150,700	541,433	948,693	0	11,929,036
Life Insurance Benefits	220,328	36,721	17,826	36,081	0	184,248
Unemployment Compensation Benefits	44,100	11,025	2,114	12,041	0	32,059
Utility Expense	965,124	262,028	81,082	139,765	56,271	769,088
Office Expense	269,353	109,213	20,052	25,685	2,336	241,333
Telecommunication Expense	1,232,377	259,352	89,751	173,142	30,543	1,028,692
Information Technology Expense	596,984	95,656	73,787	111,287	2,085	483,612
Professional Development/Meetings	619,215	119,448	36,786	40,293	0	578,922
Vehicle Maintenance Expense and Fuel	461,701	243,761	40,432	49,536	131,567	280,598
Operations Maintenance Expense	1,523,264	685,090	135,182	145,249	296,496	1,081,520
ESS Operating Maintenance Expense	1,500,000	250,000	13,356	106,151	3,158	1,390,692
Commission Expense	22,050	3,675	1,543	1,947	0	20,103
Toll Collection Expense	75,291	12,548	3,740	6,159	0	69,132
Uniform Expense	105,622	17,815	2,986	4,962	4,922	95,738
Business Insurance	2,999,411	499,700	247,717	495,434	0	2,503,977
Licenses & Inspections Expense	10,878	3,729	848	1,132	0	9,746
Advertising	60,760	7,552	617	1,759	0	59,001
Professional Services	1,391,800	294,475	319,556	365,926	0	1,025,874
State Police Bridge Security	5,787,024	1,011,454	458,736	920,921	0	4,866,103
EZPass Equipment/Maintenance	1,327,094	221,182	97,042	194,084	0	1,133,011
General Contingency	300,000	50,000	0	0	0	300,000
EZPass Operating Expense	3,909,652	651,824	310,999	664,321	0	3,245,331
Total	\$68,234,954	\$11,984,895	\$4,807,572	\$9,016,493	\$527,377	\$58,691,083

Delaware River Joint Toll Bridge Commission
Budget vs Actual
For the Two Months Ending February 28, 2018

ADMINISTRATION*

	Annual Budget 2018	YTD Budget 2018	Expended For The Month	Expended Year To Date	Encumbered	Remaining Annual Budget
Regular Employee Salaries	\$4,148,539	638,893	\$309,463	\$609,653	\$0	\$3,538,886
Summer Employee Wages	8,032	0	0	0	0	8,032
Overtime Wages	5,596	933	247	1,483	0	4,113
Pension Contributions	1,260,639	193,987	95,676	190,973	0	1,069,666
FICA Contributions	318,368	48,989	22,774	44,910	0	273,457
Regular Employee Healthcare Benefits	1,557,650	259,559	66,478	118,168	0	1,439,482
Life Insurance Benefits	39,253	6,542	3,272	6,530	0	32,724
Unemployment Compensation Benefits	44,100	11,025	2,114	12,041	0	32,059
Office Expense	218,873	89,303	18,229	22,820	2,336	193,717
Telecommunication Expense	84,000	13,919	5,285	9,392	0	74,608
Information Technology Expense	570,000	90,751	73,787	111,287	2,085	456,628
Professional Development/Meetings	145,067	40,542	33,233	36,070	0	108,997
Vehicle Maintenance Expense and Fuel	2,768	461	0	0	0	2,768
Commission Expense	22,050	3,675	1,543	1,947	0	20,103
Business Insurance	124,535	20,555	10,245	20,490	0	104,046
Advertising	60,760	7,552	617	1,759	0	59,001
Professional Services	1,113,800	248,134	296,221	342,591	0	771,209
General Contingency	300,000	50,000	0	0	0	300,000
EZPass Operating Expense	20,300	3,383	0	0	0	20,300
TOTAL	\$10,044,331	\$1,728,202	\$939,184	\$1,530,114	\$4,421	\$8,509,796

* Includes Executive, Human Resources, Accounting, EZPass, Purchasing, Information Technology, Community Affairs and Contract/Compliance.

Delaware River Joint Toll Bridge Commission
Budget vs Actual
For the Two Months Ending February 28, 2018

ADMINISTRATION - OPERATIONS*

	Annual Budget 2018	YTD Budget 2018	Expended For The Month	Expended Year To Date	Encumbered	Remaining Annual Budget
Regular Employee Salaries	\$1,823,641	266,849	\$128,927	\$244,110	\$0	\$1,579,531
Overtime Wages	34,000	5,667	4,549	9,161	0	24,839
Pension Contributions	926,035	142,498	59,144	118,035	0	808,000
FICA Contributions	227,790	35,051	16,610	32,997	0	194,793
Regular Employee Healthcare Benefits	1,201,678	200,189	44,880	75,377	0	1,126,301
Life Insurance Benefits	28,347	4,725	2,302	4,656	0	23,690
Office Expense	19,536	2,622	443	443	0	19,093
Telecommunication Expense	132,784	22,131	6,867	13,716	0	119,068
Professional Development/Meetings	466,406	77,642	3,315	3,408	0	462,997
Vehicle Maintenance Expense and Fuel	2,000	333	16	16	0	1,984
ESS Operating Maintenance Expense	1,500,000	250,000	13,356	106,151	3,158	1,390,692
Uniform Expense	14,744	2,457	2,041	2,808	4,432	7,504
Business Insurance	71,560	11,927	5,885	11,769	0	59,790
Professional Services	278,000	46,341	23,335	23,335	0	254,665
TOTAL	\$6,726,520	\$1,068,432	\$311,668	\$645,982	\$7,590	\$6,072,948

* Includes Engineering, Training & Employee Safety, Plant & Facility, and Electronic Security & Surveillance.

Delaware River Joint Toll Bridge Commission
Budget vs Actual
For the Two Months Ending February 28, 2018

TRENTON - MORRISVILLE TOLL BRIDGE

	Annual Budget 2018	YTD Budget 2018	Expended For The Month	Expended Year To Date	Encumbered	Remaining Annual Budget
Regular Employee Salaries	\$1,834,675	291,386	\$127,652	\$251,230	\$0	\$1,583,444
Part-Time Employee Wages	79,380	8,627	5,482	9,163	0	70,217
Summer Employee Wages	26,453	0	0	0	0	26,453
Overtime Wages	34,692	10,144	4,760	9,901	0	24,791
Pension Contributions	573,335	88,225	40,488	80,803	0	492,532
FICA Contributions	151,103	23,252	10,350	20,287	0	130,815
Regular Employee Healthcare Benefits	1,236,303	205,931	51,113	89,139	0	1,147,164
Life Insurance Benefits	18,087	3,014	1,467	2,942	0	15,145
Utility Expense	143,425	29,571	16,139	25,865	0	117,560
Office Expense	4,043	1,746	0	0	0	4,043
Telecommunication Expense	81,264	46,256	5,222	7,942	15,027	58,296
Information Technology Expense	7,017	1,290	0	0	0	7,017
Professional Development/Meetings	196	114	0	0	0	196
Vehicle Maintenance Expense and Fuel	87,298	46,255	11,842	11,946	428	74,924
Operations Maintenance Expense	214,115	83,047	7,343	9,786	9,407	194,922
Toll Collection Expense	12,554	2,092	638	1,268	0	11,286
Uniform Expense	20,482	3,679	30	280	490	19,712
Business Insurance	388,845	64,808	32,098	64,196	0	324,649
Licenses & Inspections Expense	470	470	0	0	0	470
State Police Bridge Security	905,090	158,192	71,746	143,834	0	761,256
EZPass Equipment/Maintenance	207,358	34,560	8,802	30,335	0	177,023
EZPass Operating Expense	863,047	144,056	69,011	147,412	0	715,635
TOTAL	\$6,889,233	\$1,246,714	\$464,184	\$906,331	\$25,352	\$5,957,551

Delaware River Joint Toll Bridge Commission
Budget vs Actual
For the Two Months Ending February 28, 2018

NEW HOPE - LAMBERTVILLE TOLL BRIDGE

	Annual Budget 2018	YTD Budget 2018	Expended For The Month	Expended Year To Date	Encumbered	Remaining Annual Budget
Regular Employee Salaries	\$1,152,241	181,988	\$81,019	\$166,324	\$0	\$985,918
Part-Time Employee Wages	11,760	5,880	783	1,888	0	9,872
Summer Employee Wages	3,230	0	0	0	0	3,230
Overtime Wages	31,164	8,134	2,911	7,213	0	23,951
Pension Contributions	362,950	55,851	26,421	52,728	0	310,222
FICA Contributions	91,677	14,107	6,390	13,231	0	78,446
Regular Employee Healthcare Benefits	714,410	119,092	32,218	55,938	0	658,472
Life Insurance Benefits	11,246	1,874	834	1,755	0	9,491
Utility Expense	154,830	42,080	23,048	23,290	0	131,541
Office Expense	2,377	710	146	146	0	2,231
Telecommunication Expense	59,863	10,531	2,925	6,327	0	53,536
Information Technology Expense	7,762	1,366	0	0	0	7,762
Professional Development/Meetings	196	114	0	0	0	196
Vehicle Maintenance Expense and Fuel	77,185	48,999	12,500	12,500	0	64,685
Operations Maintenance Expense	155,624	72,979	5,416	6,619	39,944	109,061
Toll Collection Expense	7,056	1,176	398	783	0	6,273
Uniform Expense	2,940	501	159	159	0	2,781
Business Insurance	252,062	42,010	20,780	41,559	0	210,502
Licenses & Inspections Expense	921	762	67	134	0	787
State Police Bridge Security	186,921	32,670	14,817	29,705	0	157,216
EZPass Equipment/Maintenance	165,887	27,648	18,875	24,260	0	141,626
EZPass Operating Expense	215,859	35,976	17,260	36,870	0	178,989
TOTAL	\$3,668,161	\$704,449	\$266,965	\$481,430	\$39,944	\$3,146,788

Delaware River Joint Toll Bridge Commission
Budget vs Actual
For the Two Months Ending February 28, 2018

INTERSTATE - 78 TOLL BRIDGE

	Annual Budget 2018	YTD Budget 2018	Expended For The Month	Expended Year To Date	Encumbered	Remaining Annual Budget
Regular Employee Salaries	\$2,458,280	389,443	\$167,682	\$337,630	\$0	\$2,120,649
Part-Time Employee Wages	80,000	13,333	2,336	7,236	0	72,764
Summer Employee Wages	16,072	0	0	0	0	16,072
Overtime Wages	62,362	10,395	7,734	17,450	0	44,912
Pension Contributions	773,081	118,962	58,218	116,192	0	656,889
FICA Contributions	199,867	30,755	13,316	27,151	0	172,716
Regular Employee Healthcare Benefits	1,584,594	263,940	66,573	119,419	0	1,465,175
Life Insurance Benefits	23,572	3,929	1,852	3,789	0	19,783
Utility Expense	207,640	54,273	6,501	17,615	40,000	150,025
Office Expense	6,301	3,191	225	613	0	5,689
Telecommunication Expense	220,008	36,995	16,386	32,736	0	187,272
Information Technology Expense	2,739	702	0	0	0	2,739
Professional Development/Meetings	2,646	441	96	672	0	1,974
Vehicle Maintenance Expense and Fuel	75,460	52,352	1,474	5,700	45,000	24,760
Operations Maintenance Expense	395,273	192,183	26,271	27,267	116,650	251,356
Toll Collection Expense	12,740	2,123	560	1,120	0	11,620
Uniform Expense	11,760	1,804	0	510	0	11,250
Business Insurance	596,412	99,402	49,269	98,539	0	497,873
Licenses & Inspections Expense	1,470	110	460	460	0	1,010
State Police Bridge Security	993,632	173,667	78,765	157,905	0	835,727
EZPass Equipment/Maintenance	248,830	41,472	6,686	36,352	0	212,478
EZPass Operating Expense	1,188,975	198,163	95,072	203,083	0	985,892
TOTAL	\$9,161,713	\$1,687,635	\$599,478	\$1,211,438	\$201,650	\$7,748,626

Delaware River Joint Toll Bridge Commission
Budget vs Actual
For the Two Months Ending February 28, 2018

EASTON - PHILLIPSBURG TOLL BRIDGE

	Annual Budget 2018	YTD Budget 2018	Expended For The Month	Expended Year To Date	Encumbered	Remaining Annual Budget
Regular Employee Salaries	\$1,887,844	299,458	\$145,224	\$286,523	\$0	\$1,601,321
Part-Time Employee Wages	86,000	14,333	899	3,664	0	82,336
Summer Employee Wages	23,814	0	0	0	0	23,814
Overtime Wages	43,120	7,187	3,929	8,658	0	34,462
Pension Contributions	592,227	91,132	39,782	79,394	0	512,832
FICA Contributions	156,119	24,024	11,277	22,459	0	133,660
Regular Employee Healthcare Benefits	1,182,607	197,193	51,024	86,926	0	1,095,680
Life Insurance Benefits	18,211	3,035	1,549	3,175	0	15,036
Utility Expense	125,930	35,198	8,658	19,705	0	106,225
Office Expense	5,096	2,695	340	340	0	4,756
Telecommunication Expense	167,467	48,356	12,750	22,419	15,517	129,531
Information Technology Expense	2,367	387	0	0	0	2,367
Professional Development/Meetings	2,450	305	0	0	0	2,450
Vehicle Maintenance Expense and Fuel	55,664	25,991	4,715	6,685	30,261	18,718
Operations Maintenance Expense	176,567	76,334	19,308	21,335	42,029	113,203
Toll Collection Expense	13,230	2,205	713	1,343	0	11,887
Uniform Expense	9,800	1,486	380	505	0	9,295
Business Insurance	242,421	40,403	20,003	40,005	0	202,416
Licenses & Inspections Expense	2,548	425	0	0	0	2,548
State Police Bridge Security	523,726	91,537	41,516	83,229	0	440,497
EZPass Equipment/Maintenance	207,358	34,560	18,050	30,335	0	177,023
EZPass Operating Expense	492,392	82,065	39,372	84,103	0	408,289
TOTAL	\$6,016,957	\$1,078,307	\$419,487	\$800,805	\$87,807	\$5,128,345

Delaware River Joint Toll Bridge Commission
Budget vs Actual
For the Two Months Ending February 28, 2018

PORTLAND - COLUMBIA TOLL BRIDGE

	Annual Budget 2018	YTD Budget 2018	Expended For The Month	Expended Year To Date	Encumbered	Remaining Annual Budget
Regular Employee Salaries	\$789,692	124,744	\$54,792	\$108,456	\$0	\$681,235
Part-Time Employee Wages	21,560	3,037	1,856	4,531	0	17,029
Summer Employee Wages	13,382	0	0	0	0	13,382
Overtime Wages	32,286	9,802	4,119	8,396	0	23,890
Pension Contributions	252,101	38,793	20,118	40,150	0	211,951
FICA Contributions	65,554	10,088	4,562	9,113	0	56,442
Regular Employee Healthcare Benefits	475,488	79,199	20,593	37,417	0	438,072
Life Insurance Benefits	7,531	1,255	588	1,190	0	6,341
Utility Expense	67,150	26,007	8,031	12,591	6,271	48,288
Office Expense	3,306	2,264	132	254	0	3,052
Telecommunication Expense	51,911	8,652	3,546	7,092	0	44,819
Information Technology Expense	2,367	387	0	0	0	2,367
Professional Development/Meetings	392	82	62	62	0	330
Vehicle Maintenance Expense and Fuel	32,148	12,706	4,331	4,152	11,855	16,141
Operations Maintenance Expense	116,811	58,095	20,633	21,704	25,096	70,012
Toll Collection Expense	9,604	1,601	449	834	0	8,770
Uniform Expense	4,900	647	0	0	0	4,900
Business Insurance	132,982	22,164	10,959	21,919	0	111,063
Licenses & Inspections Expense	637	455	0	0	0	637
State Police Bridge Security	113,426	19,825	8,991	18,025	0	95,400
EZPass Equipment/Maintenance	124,415	20,736	15,468	18,205	0	106,210
EZPass Operating Expense	109,680	18,280	8,770	18,734	0	90,946
TOTAL	\$2,427,322	\$458,817	\$188,002	\$332,825	\$43,222	\$2,051,276

Delaware River Joint Toll Bridge Commission
Budget vs Actual
For the Two Months Ending February 28, 2018

DELAWARE WATER GAP TOLL BRIDGE

	Annual Budget 2018	YTD Budget 2018	Expended For The Month	Expended Year To Date	Encumbered	Remaining Annual Budget
Regular Employee Salaries	\$2,701,230	428,956	\$196,811	\$388,933	\$0	\$2,312,297
Part-Time Employee Wages	102,800	17,147	4,244	8,940	0	93,860
Summer Employee Wages	8,036	0	0	0	0	8,036
Overtime Wages	92,345	15,591	10,332	21,629	0	70,717
Pension Contributions	856,790	131,843	58,842	117,431	0	739,358
FICA Contributions	222,187	34,190	16,610	32,971	0	189,217
Regular Employee Healthcare Benefits	1,698,173	288,015	74,571	128,091	0	1,570,082
Life Insurance Benefits	25,157	4,193	2,812	4,957	0	20,200
Utility Expense	90,552	31,469	6,676	10,149	0	80,403
Office Expense	5,536	4,318	71	71	0	5,465
Telecommunication Expense	106,760	17,793	7,127	14,253	0	92,507
Information Technology Expense	2,367	387	0	0	0	2,367
Professional Development/Meetings	1,470	175	0	0	0	1,470
Vehicle Maintenance Expense and Fuel	70,143	33,447	5,554	6,459	24,378	39,306
Operations Maintenance Expense	163,140	72,055	30,995	32,119	25,495	105,526
Toll Collection Expense	12,091	2,015	544	(12)	0	12,103
Uniform Expense	10,290	1,639	82	191	0	10,099
Business Insurance	461,707	76,951	38,164	76,327	0	385,380
Licenses & Inspections Expense	1,470	438	185	335	0	1,135
State Police Bridge Security	767,938	134,220	60,874	123,304	0	644,634
EZPass Equipment/Maintenance	248,830	41,472	13,654	36,391	0	212,439
EZPass Operating Expense	911,275	151,879	72,867	155,650	0	755,625
TOTAL	\$8,560,287	\$1,488,193	\$601,016	\$1,158,190	\$49,872	\$7,352,224

Delaware River Joint Toll Bridge Commission
Budget vs Actual
For the Two Months Ending February 28, 2018

MILFORD - MONTAGUE TOLL BRIDGE

	Annual Budget 2018	YTD Budget 2018	Expended For The Month	Expended Year To Date	Encumbered	Remaining Annual Budget
Regular Employee Salaries	\$821,923	129,668	\$59,118	\$117,082	\$0	\$704,841
Part-Time Employee Wages	23,130	3,318	2,462	4,464	0	18,666
Summer Employee Wages	13,382	0	0	0	0	13,382
Overtime Wages	27,685	8,773	5,993	11,406	0	16,279
Pension Contributions	260,575	40,097	19,765	39,446	0	221,129
FICA Contributions	67,788	10,431	5,088	10,009	0	57,779
Regular Employee Healthcare Benefits	475,488	79,199	20,633	37,497	0	437,992
Life Insurance Benefits	7,901	1,317	(78)	569	0	7,331
Utility Expense	55,909	20,552	5,538	16,274	10,000	29,635
Office Expense	3,306	2,202	0	177	0	3,128
Telecommunication Expense	53,405	8,901	9,516	19,046	0	34,358
Information Technology Expense	2,367	387	0	0	0	2,367
Professional Development/Meetings	392	33	80	80	0	312
Vehicle Maintenance Expense and Fuel	36,868	16,848	0	1,878	19,645	15,344
Operations Maintenance Expense	121,231	62,131	19,160	20,197	25,019	76,015
Toll Collection Expense	8,016	1,336	438	823	0	7,193
Uniform Expense	4,900	670	157	292	0	4,608
Business Insurance	117,098	19,516	9,649	19,299	0	97,799
Licenses & Inspections Expense	637	42	68	68	0	569
State Police Bridge Security	108,218	18,914	8,578	17,198	0	91,020
EZPass Equipment/Maintenance	124,415	20,736	15,507	18,205	0	106,210
EZPass Operating Expense	108,124	18,021	8,646	18,468	0	89,656
TOTAL	\$2,442,756	\$463,090	\$190,320	\$352,479	\$54,664	\$2,035,613

Delaware River Joint Toll Bridge Commission
Budget vs Actual
For the Two Months Ending February 28, 2018

SOUTHERN DIVISION TOLL SUPPORTED BRIDGES

	Annual Budget 2018	YTD Budget 2018	Expended For The Month	Expended Year To Date	Encumbered	Remaining Annual Budget
Regular Employee Salaries	\$2,278,970	360,425	\$179,724	\$339,279	\$0	\$1,939,691
Overtime Wages	61,033	15,892	5,375	12,493	0	48,540
Pension Contributions	717,679	110,436	50,623	101,029	0	616,650
FICA Contributions	179,010	27,546	13,901	26,373	0	152,638
Regular Employee Healthcare Benefits	1,461,166	243,481	59,934	107,022	0	1,354,143
Life Insurance Benefits	21,878	3,646	1,748	3,540	0	18,338
Utility Expense	73,245	15,067	4,464	8,913	0	64,332
Telecommunication Expense	112,596	18,766	7,063	13,962	0	98,634
Vehicle Maintenance Expense and Fuel	14,014	5,010	0	0	0	14,014
Operations Maintenance Expense	116,444	46,866	1,777	1,777	1,748	112,919
Uniform Expense	15,396	3,243	138	138	0	15,258
Business Insurance	421,464	70,244	34,908	69,816	0	351,648
Licenses & Inspections Expense	882	773	0	67	0	815
State Police Bridge Security	1,675,343	292,816	132,804	266,240	0	1,409,103
TOTAL	\$7,149,120	\$1,214,213	\$492,458	\$950,648	\$1,748	\$6,196,723

Delaware River Joint Toll Bridge Commission
Budget vs Actual
For the Two Months Ending February 28, 2018

NORTHERN DIVISION TOLL SUPPORTED BRIDGES

	Annual Budget 2018	YTD Budget 2018	Expended For The Month	Expended Year To Date	Encumbered	Remaining Annual Budget
Regular Employee Salaries	\$2,003,448	318,003	\$145,202	\$283,089	\$0	\$1,720,359
Overtime Wages	51,188	8,531	3,097	6,379	0	44,809
Pension Contributions	630,157	96,968	44,238	88,289	0	541,868
FICA Contributions	157,180	24,186	11,071	21,589	0	135,591
Regular Employee Healthcare Benefits	1,290,171	214,901	53,415	93,699	0	1,196,471
Life Insurance Benefits	19,147	3,191	1,481	2,978	0	16,169
Utility Expense	46,443	7,812	2,027	5,363	0	41,081
Office Expense	980	163	466	822	0	158
Telecommunication Expense	162,320	27,053	13,064	26,257	0	136,063
Vehicle Maintenance Expense and Fuel	8,154	1,359	0	200	0	7,954
Operations Maintenance Expense	64,060	21,400	4,280	4,445	11,109	48,506
Uniform Expense	10,410	1,689	0	80	0	10,330
Business Insurance	190,326	31,721	15,758	31,515	0	158,811
Licenses & Inspections Expense	1,842	252	68	68	0	1,774
State Police Bridge Security	512,730	89,615	40,644	81,481	0	431,249
TOTAL	\$5,148,555	\$846,844	\$334,810	\$646,253	\$11,109	\$4,491,193

DELAWARE RIVER JOINT TOLL BRIDGE COMMISSION SYSTEM
STATEMENT OF REVENUE AND EXPENSES FOR THE TWO MONTHS ENDED FEBRUARY 28, 2018

	T-M	NH-L	I-78	E-P	P-C	DWG	M-M	SDTS	NDTS	ADM	TOTAL 2018	TOTAL 2017
TOLL REVENUE												
Net Toll Revenue	2,556,675	422,863	9,407,141	1,261,852	347,417	4,833,589	209,674	-	-	-	19,039,212	19,854,413
EZPass Fee	67,437	17,987	97,628	41,759	9,153	74,651	9,184	-	-	-	317,798	173,611
Net Violation Fee Income	296,806	39,419	433,918	150,459	33,694	607,697	25,631	-	-	-	1,587,626	439,244
REVENUE FROM TOLL	\$ 2,920,918	\$ 480,270	\$ 9,938,687	\$ 1,454,070	\$ 390,264	\$ 5,515,937	\$ 244,489	\$ -	\$ -	\$ -	\$ 20,944,635	\$ 20,467,269
OPERATING EXPENSE												
Regular Employee Salaries	251,230	166,324	337,630	286,523	108,456	388,933	117,082	339,279	283,089	853,763	3,132,311	2,952,047
Part-Time Employee Wages	9,163	1,888	7,236	3,664	4,531	8,940	4,464	-	-	-	39,888	62,449
Summer Employee Wages	-	-	-	-	-	-	-	-	-	-	-	-
Overtime Wages	9,901	7,213	17,450	8,658	8,396	21,629	11,406	12,493	6,379	10,643	114,169	111,441
Pension Contributions	80,803	52,728	116,192	79,394	40,150	117,431	39,446	101,029	88,289	309,008	1,024,470	833,158
FICA Contributions	20,287	13,231	27,151	22,459	9,113	32,971	10,009	26,373	21,589	77,907	261,090	248,022
Regular Employee Healthcare Benefits	89,139	55,938	119,419	86,926	37,417	128,091	37,497	107,022	93,699	193,545	948,693	1,195,083
Life Insurance Benefits	2,942	1,755	3,789	3,175	1,190	4,957	569	3,540	2,978	11,186	36,081	28,357
Unemployment Compensation Benefits	-	-	-	-	-	-	-	-	-	12,041	12,041	1,701
Utility Expense	25,865	23,290	17,615	19,705	12,591	10,149	16,274	8,913	5,363	-	139,765	104,492
Office Expense	-	146	613	340	254	71	177	-	822	23,263	25,685	31,317
Telecommunication Expense	7,942	6,327	32,736	22,419	7,092	14,253	19,046	13,962	26,257	23,109	173,142	47,207
Information Technology Expense	-	-	-	-	-	-	-	-	-	111,287	111,287	37,843
Professional Development/Meetings	-	-	672	-	62	-	80	-	-	39,478	40,293	42,530
Vehicle Maintenance Expense and Fuel	11,946	12,500	5,700	6,685	4,152	6,459	1,878	-	200	16	49,536	30,751
Operations Maintenance Expense	9,786	6,619	27,267	21,335	21,704	32,119	20,197	1,777	4,445	-	145,249	41,315
ESS Operating Maintenance Expense	-	-	-	-	-	-	-	-	-	106,151	106,151	179,411
Commission Expense	-	-	-	-	-	-	-	-	-	1,947	1,947	3,143
Toll Collection Expense	1,268	783	1,120	1,343	834	(12)	823	-	-	-	6,159	7,788
Uniform Expense	280	159	510	505	-	191	292	138	80	2,808	4,962	7,362
Business Insurance	64,196	41,559	98,539	40,005	21,919	76,327	19,299	69,816	31,515	32,259	495,434	472,032
Licenses & Inspections Expense	-	134	460	-	-	335	68	67	68	-	1,132	2,033
Advertising	-	-	-	-	-	-	-	-	-	1,759	1,759	1,980
Professional Services	-	-	-	-	-	-	-	-	-	365,926	365,926	54,872
State Police Bridge Security	143,834	29,705	157,905	83,229	18,025	123,304	17,198	266,240	81,481	-	920,921	918,409
EZPass Equipment/Maintenance	30,335	24,260	36,352	30,335	18,205	36,391	18,205	-	-	-	194,084	197,448
General Contingency	-	-	-	-	-	-	-	-	-	-	-	-
EZPass Operating Expense	147,412	36,870	203,083	84,103	18,734	155,650	18,468	-	-	-	664,321	867,011
TOTAL OP., MAINT., & ADM	\$ 906,331	\$ 481,430	\$ 1,211,438	\$ 800,805	\$ 332,825	\$ 1,158,190	\$ 352,479	\$ 950,648	\$ 646,253	\$ 2,176,096	\$ 9,016,493	\$ 8,479,203
OTHER OPERATING INC/EXP												
Other Operating Income	-	-	267	-	-	-	-	-	-	4,331	4,598	50,185
TOTAL OTHER OP INC	\$ -	\$ -	\$ 267	\$ -	\$ -	\$ -	\$ -	\$ -	\$ -	\$ 4,331	\$ 4,598	\$ 50,185
NET OPERATING INC	\$2,014,588	\$(1,159)	\$8,727,516	\$653,266	\$57,439	\$4,357,747	\$(107,990)	\$(950,648)	\$(646,253)	\$(2,171,765)	\$ 11,932,740	\$ 12,038,251
NON-OPERATING REV/EXP												
Interest Revenue	-	-	-	-	-	-	-	-	-	-	708,424	550,362
Other Non-Operating Revenue	-	-	-	-	-	-	-	-	-	-	-	-
GASB 68 Pension Expense	-	-	-	-	-	-	-	-	-	-	-	-
Interest Expense	-	-	-	-	-	-	-	-	-	-	(4,993,379)	(2,023,995)
Depreciation Expense	-	-	-	-	-	-	-	-	-	-	-	-
OPEB Amort Expense	-	-	-	-	-	-	-	-	-	-	-	-
TOTAL NON-OPERATING REV/EXP											\$(4,284,955)	\$(1,473,634)
CHANGE IN NET ASSETS											<u>\$7,647,785</u>	<u>\$10,564,617</u>

DELAWARE RIVER JOINT TOLL BRIDGE COMMISSION

Meeting of March 26, 2018

ADMINISTRATION

The following Pages reflect the reports on those items assigned to the Administration Department. Each item is reported separately and page numbered accordingly.

DELAWARE RIVER JOINT TOLL BRIDGE COMMISSION

Meeting of March 26, 2018

PURCHASING REPORT INDEX

MONTH OF FEBRUARY 2018

SUBJECT	DESCRIPTION	PAGE NUMBER
Purchasing	Monthly Purchasing Report Covering the Month of FEBRUARY, 2018	1-4

DELAWARE RIVER JOINT TOLL BRIDGE COMMISSION

Meeting of March 26, 2018

MONTHLY PURCHASING REPORT

Month of February 2018

This report itemizes all orders for purchases made for the month of February, 2018, showing the divisions chargeable for the expense and the source of authority for issuance of the purchase order. This authority is broken into three categories:

- (1) By authority of the Commission
- (2) By authority of the Executive Director or his designate
- (3) By authority of the Superintendent

The purchasing activities for the month of February 2018, culminated in the preparation and placement of 59 purchase orders in the total amount of \$708,319.14. To secure competitive prices on items being purchased, 18 price inquiries were sent out for 6 of the requisitions leading to purchase orders, an average of 3.0 per order ($18/6 = 3.0$).

Procurements of over \$5,000.00 during the period of December 2017 are shown below:

- Four (4) Purchase Orders were let, in the total amount of \$342,947.00, for the liquid fuel needs of the Commission for the remainder of the 2018.
- Six (6) Purchase Orders were let, in the total amount of \$193,500.00 for roadway salt for Commission Facilities.
- Two (2) Purchase Orders were let, in the total amount of \$38,184.80, for tower lease Agreements.
- A Purchase Order was issued, in the total amount of \$21,163.20, at the request of the IT Department for the replacement of computer workstations at the Trenton-Morrisville Toll Bridge Facility.
- A Purchase Order was issued, in the total amount of \$16,325.00, for the I-78 Welcome Center Banking Room security needs.

In addition to the practices employed incidental to purchase of materials, etc., from vendors on a direct basis, the Commission also purchases via direct utilization of the purchasing processes of the State of New Jersey, the Commonwealth of Pennsylvania and other joint purchasing arrangements.

DELAWARE RIVER JOINT TOLL BRIDGE COMMISSION
REPORT OF PURCHASING ACTIVITIES
February 2018

PO Number	Vendor Name	General Description	Req Dept	Contract/Resolution/ Comment	** BY AUTHORITY OF **		
					Commission	Director	Dist. Supt.
20180012	MORTON SALT INC.	ROADWAY SALT-PC	PC	NJ T-0213		118,050.00	
20180013	ALLIED OIL LLC	LIQUID FUELS-2018 (DIESEL)	EP	NJ T-1845		12,000.00	
20180014	ALLIED OIL LLC	LIQUID FUELS-2018 (GASOLINE)	EP	NJ T-0083		22,000.00	
20180015	HOOVER TRUCK CENTER	LARGE DUMP EXHAUST SYSTEM	PC	NJ T-2085		476.54	
20180016	INNOVATIVE SURFACE SOLUTIONS	MAGNESIUM CHLORIDE	PC			1,419.55	
20180017	INNOVATIVE SURFACE SOLUTIONS	MAGNESIUM CHLORIDE	DWG			1,330.55	
20180018	INNOVATIVE SURFACE SOLUTIONS	MAGNESIUM CHLORIDE	MM			1,242.44	
20180019	MORTON SALT INC.	ROADWAY SALT - I78	I78	NJ T-0213		133,195.00	
20180020	MORTON SALT INC.	ROADWAY SALT - EP	EP	NJ T-0213		56,672.00	
20180021	Y-PERS	WIPING RAGS	DWG			656.25	
20180022	CDW-G	MUNIS CHECK PRINTER REPLACE	IT	PA COSTARS 3		1,510.73	
20180023	NAUGHTON ENERGY CORP.	LIQUID FUELS-2018	MM	PA 4400011997		26,000.00	
20180024	SUBURBAN PROPANE	LIQUID FUELS-2018	PC	PA 4400011997		24,500.00	
20180025	SUBURBAN PROPANE	LIQUID FUELS-2018	DWG	PA 4400011997		24,000.00	
20180026	AIRWATCH LLC	MOBILE DEVICE MGT RENEWAL	IT	PA COSTARS 3		1,350.00	
20180027	CDW-G	POLYCOM CONFERENCE PHONE	IT	PA COSTARS 3		695.00	
20180028	CDW-G	IT SUPPLIES	IT	PA COSTARS 3		1,731.76	
20180029	DELL MARKETING LP	COMPUTER MONITOR SUPPLY	IT	PA COSTARS 3		2,870.24	
20180030	DELL MARKETING LP	COMPUTER WORKSTATIONS REPLACE	IT	PA COSTARS 3		21,163.20	
20180031	DELL MARKETING LP	TRAINING LAPTOP	IT	PA COSTARS 3		763.24	
20180032	DELL MARKETING LP	OPERATIONS DEPT LAPTOPS	IT	PA COSTARS 3		8,657.28	
20180033	STARR UNIFORM	CLOTHING: ESS	ESS	PA COSTARS 12		4,432.26	

DELAWARE RIVER JOINT TOLL BRIDGE COMMISSION
REPORT OF PURCHASING ACTIVITIES
February 2018

PO Number	Vendor Name	General Description	Req Dept	Contract/Resolution/ Comment	** BY AUTHORITY OF **		
					Commission	Director	Dist. Supt.
20180034	SAMSON METAL SERVICES	STEEL	TM			1,356.00	
20180035	STARR UNIFORM	CLOTHING: MAINTENANCE	TM	PA COSTARS 3		490.03	
20180036	AMERICAN TOWER CORP.	TOWER LEASE AGREEMENT	TM			17,958.50	
20180037	QUENCH	WATER COOLER CONTRACT	MULTI			7,322.28	
20180038	SOLAR SCREEN CO. INC.	WINDOW TINT FOR TOLL BOOTHS	MM			842.00	
20180039	AIM EXTERMINATION	PEST EXTERMINATION SERVICES	MULTI			2,268.00	
20180040	DFM ENTERPRISES, INC.	BRIDGEMASTER ANNUAL INSPECTION	DWG			2,000.00	
20180041	INTEGRITY MECHANICAL INC.	BOILER REPAIR	PC			1,631.52	
20180042	CENTURY PEST CONTROL	PEST EXTERMINATION SERVICES	MULTI			1,470.00	
20180043	INDUSTRIAL COMMUNICATIONS CO	TOWER RENTAL	EP			20,226.60	
20180044	SUBURBAN PROPANE	LIQUID FUELS-2018	I78	PA 4400012774		85,000.00	
20180045	RUMSEY ELECTRIC	STREET LIGHT POLE REPLACEMENT	DWG			5,805.00	
20180046	SEITZ BROTHERS PEST CONTROL	PEST EXTERMINATION SERVICES	MULTI			1,085.00	
20180047	BITTONE EQUIPMENT SERVICES LLC	SALT SPINNER HUB REPLACEMENT	PC			582.27	
20180048	A&H EQUIPMENT CO	SWEEPER REPAIR PARTS	DWG	PO 4400012019		1,968.50	
20180049	GRAINGER	SNOW BLOWER	NHL	NJ M-0002		1,094.40	
20180050	PAPER MART INCORPORATED	COPY PAPER 8 1/2 x 11 - NHL	NHL	NJ A58409		1,020.00	
20180051	STARR UNIFORM	CLOTHING: ESS UNIFORM	ESS	PA COSTARS 3		343.20	
20180052	GOODYEAR AUTO SERVICE CENTER	TIRES 2011 MARINER	TM	PA 4400015997		427.92	
20180053	HOOVER TRUCK CENTER	AIR COMPRESSOR	MM			1,874.96	
20180054	HOOVER TRUCK CENTER	HEUI PUMP	MM			1,770.09	
20180055	SERVICE TIRE TRUCK CTRS	TIRE REPLACEMENT INTERNATIONAL	DWG			338.34	

DELAWARE RIVER JOINT TOLL BRIDGE COMMISSION
REPORT OF PURCHASING ACTIVITIES
February 2018

PO Number	Vendor Name	General Description	Req Dept	Contract/Resolution/ Comment	** BY AUTHORITY OF **		
					Commission	Director	Dist. Supt.
20180056	CHRIN HAULINGS INC.	MUNICIPAL WASTE SERVICE	PC	PA 4400017462		884.00	
20180057	WASTE MANAGEMENT	MUNICIPAL WASTE SERVICE	TM	PA 4400017462		7,588.50	
20180058	WASTE MANAGEMENT	MUNICIPAL WASTE SERVICE	NHL	PA 4400017462		3,523.50	
20180059	WASTE MANAGEMENT	MUNICIPAL WASTE SERVICE	DWG	PA 4400017462		2,142.40	
20180060	WASTE MANAGEMENT	MUNICIPAL WASTE SERVICE	MM	PA 4400017462		1,575.60	
20180061	SCHNEIDER ELECTRIC BUILDING AMERICAS, INC. CAPITAL RESERVE	I-78 BANKING ROOM SECURITY	ESS	FIN 2892-12-15	16,325.00		
20180062	MORTON SALT INC.	ROADWAY SALT-NHL	NHL	NJ T-0213		35,030.00	
20180063	CORPORATE ENVIRONMENTS CAPITAL RESERVE	BLINDS SUPPLY/ INSTALL	I78	PA COSTARS 3	4,198.00		
20180064	BERGEY'S TIRE	TIRES & SERVICE	EP	PA 4400015996		748.67	
20180065	NELSON TREE SERVICE INC	TREE SERVICES	EP	NJ T-0465		3,096.64	
20180066	NEW JERSEY ANALYTICAL LABORATORIES	DRINKING WATER TESTING	TM			250.00	
20180067	FLEMINGTON DEPARTMENT STORE	FLASHLIGHTS	ESS			4,965.25	
20180068	CHRIN HAULINGS INC.	MUNICIPAL WASTE SERVICE	I78	PA 4400017462		2,623.00	
20180069	WASTE MANAGEMENT	DUMPSTER SERVICE (WEEKLY)	EP	PA 4400014781		2,865.93	
20180070	ID WHOLESALER	ACCESS CONTROL CARDS	ESS			912.00	

Purchase Order Count: 59

AUTHORITY TOTALS:

\$20,523.00

\$687,796.14

\$0.00

GRAND TOTAL:

\$708,319.14

Delaware River Joint Toll Bridge Commission
Meeting of March 26, 2018

**E-Z PASS REPORT
CUSTOMER SERVICE CENTER/VIOLATIONS PROCESSING CENTER
OPERATIONS (CSC/VPC) REPORT FOR THE E-ZPASS SYSTEM
FEBRUARY 2018**

SUBJECT	DESCRIPTION	PAGE NUMBER
E-ZPass CSC/VPC Operations Report	E-ZPass CSC/VPC Operations Report FEBRUARY	1-3

Delaware River Joint Toll Bridge Commission
Meeting of March 26, 2018

**E-Z PASS REPORT
CUSTOMER SERVICE CENTER/VIOLATIONS PROCESSING CENTER
OPERATIONS (CSC/VPC) REPORT FOR THE E-ZPASS SYSTEM
FEBRUARY 2018**

E-ZPass Account and Transponder Information as reported by Conduent State and Local
Solutions, Inc. (CSC/VPC Provider)

Total Number of Migrated DRJTBC and NJ CSC E-ZPass Accounts

Migrated Business Accounts	Migrated Private Accounts	Total Number of Migrated Accounts	Total Number of NJ CSC Active Accounts
1,654	77,339	78,993	2,899,912

Total Number of Migrated DRJTBC (029) Transponders and NJ CSC E-ZPass Transponders

Migrated Business Account Transponders	Migrated Private Account Transponders	Total Number of Migrated Transponders	Total Number of NJ CSC Active Transponders
9,228	131,323	140,551	5,161,137

The Commission will be able to identify 78,993 migrated accounts through a prefix account number (60000). This number will precede the 4-digit account assigned to these accounts. The prefix number was provided in order for the Commission to identify all migrated E-ZPass accounts.

Delaware River Joint Toll Bridge Commission
Meeting of March 26, 2018

E-Z PASS REPORT
CUSTOMER SERVICE CENTER/VIOLATIONS PROCESSING CENTER (CSC/VPC)
OPERATIONS REPORT FOR THE E-ZPASS SYSTEM
FEBRUARY 2018

E-ZPass Department Call Activity	Total Calls for February
<i>CSC/VPC Inquiries</i>	
Account Modification Requests	200
Violation Notification Inquires	109
<i>General Commission Inquiries</i>	
Calls referred to Other Departments (H.R., Eng., ESS)	17
<i>Web-Inquiries</i>	
Account Updates	3
Violations	3
Disputes	17
TOTAL NUMBER OF CALLS	349

E-ZPass account modification requests and violation inquiries represent an increase in calls for February.

Delaware River Joint Toll Bridge Commission
Meeting of March 26, 2018

**E-Z PASS REPORT
CUSTOMER SERVICE CENTER/VIOLATIONS PROCESSING CENTER (CSC/VPC)
OPERATIONS REPORT FOR THE E-ZPASS SYSTEM
FEBRUARY 2018**

CSC/VPC Pre-Migration Collection Accounts:

As a result of pre-migration collection efforts from January 2015 through February 2018, Professional Account Management (PAM) a Duncan Solutions Company reports \$164,697.20 collected in outstanding tolls and fees.

Professional Account Management (PAM) a Duncan Solutions Company provide the Commission with monthly payment status updates. Collection activity will continue to be monitored by the E-ZPass Department.

New Jersey Customer Service Center Upgrade:

New Jersey E-ZPass Customer Service Center upgrade was completed on Monday, October 16th. Customer Service System upgrade include the Automated Voice Response (IVR), E-ZPass website and the E-ZPass customer account and analytic reports program (Vector).

Violation Camera Monitoring:

The E-ZPass Department in tandem with TransCore's Field Service Technicians (FSTs) monitor vehicle license plate images in the Southern, Central and Northern Regions through the Commission's Violation Enforcement System (VES).

IAG, New Jersey Turnpike Authority (NJTA) and Electronic Toll Collection System (ETC) Meetings and Workshops

Continue to represent the Commission at the following committees, meetings and workshops:

1. IAG Reciprocity Committee
2. IAG Public Relations & Marketing Committee
3. IAG Legal Committee
4. IAG Rental/Fleet Car Subgroup Committee
5. New Jersey Turnpike Authority Project Status Meetings
6. New Jersey Customer Service Center Implementation Requirements Meetings
7. Electronic Toll Collection System Replacement Meetings

DELAWARE RIVER JOINT TOLL BRIDGE COMMISSION
Meeting of March 26, 2018

ELECTRONIC TOLL COLLECTION PROGRAM

MONTH OF FEBRUARY 2018

SUBJECT	DESCRIPTION	PAGE NUMBER
ETC PROGRAM	Electronic Toll Collection Program Report	1

DELAWARE RIVER JOINT TOLL BRIDGE COMMISSION
Meeting of March 26, 2018

ELECTRONIC TOLL COLLECTION PROGRAM
MONTH OF FEBRUARY 2018

The following items were recently initiated, accomplished or performed during the above noted month:

Activities for the In-Lane Toll System

1. TransCore is addressing punch list items, final project documentation and as-built drawings. Project Provisional Acceptance was issued on August 16, 2017 and the project is transitioning into the maintenance phase.
2. TransCore implemented a plan to improve system performance, focusing on vehicles classifications. The plan included revisiting each lane, checking all equipment connections/configurations and tuning the equipment to increase performance levels. The RK&K team conducted several additional system audits to determine the level of performance. The vehicle classification system is still performing lower than the requirements included in the contract. Commission staff met with the executive management team from TransCore to discuss our on-going concerns regarding the system performance. TransCore developed an action list and is working to implement system changes to increase performance.
3. TransCore replaced the primary hard drive at each lane controller. This was completed to address reoccurring lane system freezes. TransCore also replaced the hard drives in the AVI blades for the transponder readers.
4. TransCore and Commission Staff met to review the remaining open issues related to the system generated reports. A list was provided to TransCore to address. TransCore addressed the remaining report issues and Commission staff is confirming.
5. Commission Staff, TransCore and the RK&K team meet monthly to review and discuss system operational and maintenance items.

Activities for the E-ZPass Customer Service Center/Violation Processing Center

1. The new NJ Customer Service Center (CSC) is live. The New Jersey Turnpike Authority (NJTA), as the lead agency, is facilitating all meetings with the other agencies and Conduent.

General Electronic Toll Collection Program Activities

1. Mr. Stracciolini participated in the IAG E-ZPass Executive Management Committee meeting and Policy Committee meetings.

**Delaware River Joint Toll Bridge Commission
Meeting of March 26, 2018**

CONTRACT COMPLIANCE REPORT INDEX

Month of February 2018

SUBJECT	DESCRIPTION	PAGE NUMBER
Contract Compliance Program Operations Report	Operations Report February 2018	1-31

**Delaware River Joint Toll Bridge Commission
Meeting of March 26, 2018**

IBE PROGRAM OVERVIEW

The Delaware River Joint Toll Bridge Commission (Commission) established an IBE Program (MBE/WBE/SBE/DBE/DsBE/VBE) with a target of 25% for all Professional Services and Construction contracts awarded by the Commission effective July 1, 2014. To date, the Commission has awarded forty-three (43) contracts, with the IBE Program requirements. Currently there are 30 active contracts and 13 contracts that have been completed and archived.

Elation Systems

The Commission began using Elation Systems effective January 2017, as the online system for Payment Verification and Certified Payroll Reporting (CPR). All contracts awarded by the Commission to a Prime Consultant/Prime Contractor and their Subconsultants and Subcontractors use this service free of charge. Online training is available to users on how to use Elation Systems. The Contract Compliance Department and Elation Support Staff are available to assist all users.

The Contract Compliance Department (CCD) monitors, posts and reports all data in regards to all payments. The CCD also reviews all Certified Payrolls submitted into Elation Systems.

The following are all mandatory requirements:

Company On-Line Registration:

- i. All Primes must register their company and activate an account in Elation Systems; *and*
- ii. All Primes must also ensure that all Subconsultants and Subcontractors register their company and activate an account in Elation Systems.

Payment Verification:

- i. All Prime Contractors must post all payments to their Subconsultants and/or Subcontractors in Elation Systems; *and*
- ii. All Prime Contractors and their Subconsultants and/or Subcontractors must confirm all payments received in Elation Systems.

Certified Payroll Reporting:

- i. All Prime Contractors are responsible for assigning someone from their staff with the responsibility to review, approve, and upload their CPR(s) on a weekly basis into Elation Systems; *and*
- ii. All Prime Contractors must also ensure that their Subcontractors upload their CPR(s) on a weekly basis into Elation Systems.

**Delaware River Joint Toll Bridge Commission
Meeting of March 26, 2018**

M E E T I N G S

Professional Services

Pre-Proposal Meeting(s): None

Oral Presentation(s) / Interview(s): None

Kick-Off Meeting(s): Contract C-684A General Engineering Services 2015-2018 Annual Inspections

Construction Contracts

Pre-Bid Meeting(s): Contract T-708A NH-L Toll Bridge Floor System Rehabilitation

Bid Opening(s): Contract T-708A NH-L Toll Bridge Floor System Rehabilitation

Pre-Construction Meeting(s): Contract TTS-723A On-Call Beam Guide Rail & Attenuator Replacement

Kick-Off Meeting(s): None

Bi-Weekly Progress Meeting(s): Contract T-707 Commission Admin. Bldg. at Scudder Falls and Adaptive Reuse of the 1799 Building

Conference(s) / Seminar(s) / Event(s) / Other Meetings

- DRJTBC - Monthly Departmental (CAO) Staff Meeting
- DRJTBC - Monthly Commissioner's Committee Meeting
- DRJTBC - Monthly Commissioner's Meeting
- DRJTBC - Monthly Contract Compliance Meeting
- 02/02/18 - USDOT - Discussion re IBE Event - CB
- 02/06/18 - Blane Stoddart Construction Co. - JG / CB
- 02/09/18 - Women in Transportation - D&I and Special Projects - CB
- 02/14/18 - Women in Transportation - SMPS Conference Call - CB
- 02/15/18 - Women in Transportation - WTS Board Meeting - CB
- 02/22/18 - Hispanic Chamber of Commerce for the Lehigh Valley - Board Meeting - JG
- 02/28/18 - Women in Transportation - WTS Diversity - CB

Elation Produced Reports

The following documents present a set of charts that depict a summary of payments for active and completed contracts since the inception of the IBE program. These charts are followed by pie charts that show the distribution of payments by their IBE certification type.

The following spreadsheets include payment data for both Professional and Construction Contracts that are active and/or completed.

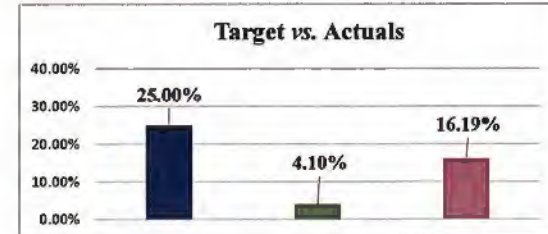
The Workforce Utilization pie charts illustrate the hours worked and ethnicity. The attached Workforce Utilization spreadsheet provides detailed data on the trade, ethnicity, and gender of each construction project.

Lastly, the Minority, Women, and Small Business Enterprise charts show the progress of all Professional and Construction Contracts relevant to the MWSBE Program.

Summary - Active Professional Services and Construction Contracts Payments Detail Report Totals

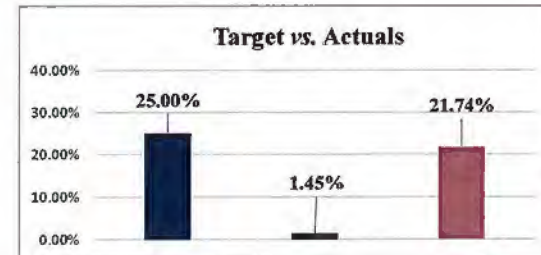
Summary - Professional Services (PS) and Construction Contracts (CC)

Total Number of Contracts - (PS & CC)	30	IBE %
IBE Target for All Prime Contractors - (PS & CC)		25.00%
Total Value of Contracts - (PS & CC)	\$525,826,278.69	4.10%
Total Payments to Prime Contractors - (PS & CC)	\$133,292,286.20	
Total Payments to IBEs	\$21,577,905.33	16.19%



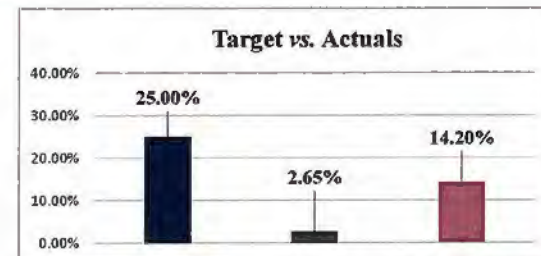
Summary - Professional Services Contracts (PS)

Total Number of Professional Contracts - (PS)	20	IBE %
IBE Target for All Prime Contractors - (PS & CC)		25.00%
Total Value of Contracts - (PS & CC)	\$525,826,278.69	1.45%
Total Value of Contracts - (PS)	\$86,680,599.82	
Total Payments to Prime Contractors - (PS)	\$35,177,069.65	
Total Payments to IBEs	\$7,649,069.02	21.74%



Summary - Construction Contracts (CC)

Total Number of Construction Contracts - (CC)	10	IBE %
IBE Target for All Prime Contractors - (PS & CC)		25.00%
Total Value of Contracts - (PS & CC)	\$525,826,278.69	2.65%
Total Value of Contracts - (CC)	\$439,145,678.87	
Total Payments to Prime Contractors - (CC)	\$98,115,216.55	
Total Payments to IBEs	\$13,928,836.31	14.20%



*** The above bar charts reflect data relative to **CONFIRMED** payments only.

PS = Professional Services Prime Consultants

CC = Construction Prime Contractors

IBE = Minority, Women, Small, Veteran, Disadvantaged, and Disabled Subcontractors and Subconsultants

Target = IBE 25% commitment on Commission Awarded Projects

Reporting from 07/01/2014 - 02/28/2018.

Active Professional Services Contracts Payment Detail Report

Total Prime's Contracts Value \$86,680,599.82
Total Payments to IBEs \$9,028,976.57
Target 25.00%
Actual 10.42%

CONTRACT TITLE	CONTRACT NO.	PRIME CONTRACTOR	CONTRACT VALUE	PAYMENTS TO PRIME	PRIME TARGET	PRIME ACTUAL	IBE TYPE	START DATE	END DATE
1 General Engineering Services 2015-2018 Annual Inspections	C-684A-1	Cherry, Weber & Assoc., P.C.	\$ 840,000.00	\$ 592,382.72	25.00%	24.47%		02/23/2015	12/31/2018
		IBE VENDOR	IBE CONTRACT VALUE	PAYMENTS TO IBE	IBE TARGET	IBE ACTUAL	IBE TYPE		
		SJH Engineering, P.C.	\$ 210,000.00	\$ 144,934.24	25.00%	17.25%	MBE		
		IBE TOTALS	\$ 210,000.00	\$ 144,934.24	25.00%	17.25%			
CONTRACT TITLE	CONTRACT NO.	PRIME CONTRACTOR	CONTRACT VALUE	PAYMENTS TO PRIME	PRIME TARGET	PRIME ACTUAL	IBE TYPE	START DATE	END DATE
2 Scudder Falls Bridge Replacement Project - Final Design Services	C-660A	Michael Baker Int'l., Inc.	\$ 28,490,033.74	\$ 25,349,946.11	25.00%	22.81%		02/23/2015	12/31/2021
		IBE VENDOR	IBE CONTRACT VALUE	PAYMENTS TO IBE	IBE TARGET	IBE ACTUAL	IBE TYPE		
		Amy S. Greene Environmental Consultants, Inc.	\$ 225,188.11	\$ 143,823.88	00.79%	0.50%	WBE		
		French & Parrello Associates	\$ 1,551,295.85	\$ 1,520,272.80	05.45%	5.34%	WBE		
		IH Engineers, P.C.	\$ 2,527,110.97	\$ 2,500,243.59	08.87%	8.78%	MBE		
		Naik Consulting Group, P.C.	\$ 1,518,181.81	\$ 1,518,181.81	05.33%	5.33%	DBE		
		Stokes Creative Group, Inc.	\$ 475,397.11	\$ 100,461.21	01.67%	0.35%	WBE		
		IBE TOTALS	\$ 6,297,173.85	\$ 5,782,983.29	22.10%	20.30%			
CONTRACT TITLE	CONTRACT NO.	PRIME CONTRACTOR	CONTRACT VALUE	PAYMENTS TO PRIME	PRIME TARGET	PRIME ACTUAL	IBE TYPE	START DATE	END DATE
3 TOA / Building Construction Management Services - PA Assignment Level 3 Toll Bridge Facilities Energy Contract	C-657A	Joseph Jingoli & Son, Inc.	\$ 300,000.00	\$ 273,091.12	25.00%	4.90%		04/13/2015	02/28/2018
		IBE VENDOR	IBE CONTRACT VALUE	PAYMENTS TO IBE	IBE TARGET	IBE ACTUAL	IBE TYPE		
		Burns Contracting, LLC	\$ 75,000.00	\$ 13,380.00	25.00%	4.46%	MBE		
		JBC Associates, Inc.	\$ -	\$ -	00.00%	0.00%	DBE		
		STPCx, LLC	\$ -	\$ -	00.00%	0.00%	SBE		
		USA Architects	\$ -	\$ -	00.00%	0.00%	SBE		
		IBE TOTALS	\$ 75,000.00	\$ 13,380.00	25.00%	4.46%			
CONTRACT TITLE	CONTRACT NO.	PRIME CONTRACTOR	CONTRACT VALUE	PAYMENTS TO PRIME	PRIME TARGET	PRIME ACTUAL	IBE TYPE	START DATE	END DATE
4 Scudder Falls Bridge Replacement Project - Public Involvement Service	C-662A	McCormick & Taylor, Inc.	\$ 1,800,016.87	\$ 770,424.09	25.00%	19.54%		09/28/2015	12/30/2021
		IBE VENDOR	IBE CONTRACT VALUE	PAYMENTS TO IBE	IBE TARGET	IBE ACTUAL	IBE TYPE		
		Information Logistics, Inc.	\$ 180,001.69	\$ 2,555.00	10.00%	0.14%	DBE		
		Stokes Creative Group, Inc.	\$ 630,005.90	\$ 147,953.75	35.00%	8.22%	DBE		
		IBE TOTALS	\$ 810,007.59	\$ 150,508.75	45.00%	8.36%			

Reporting from 07/01/2014 - 02/28/2018.

Active Professional Services Contracts Payment Detail Report

Total Prime's Contracts Value	\$86,680,599.82
Total Payments to IBEs	\$9,028,976.57
Target	25.00%
Actual	10.42%

CONTRACT TITLE	CONTRACT NO.	PRIME CONTRACTOR	CONTRACT VALUE	PAYMENTS TO PRIME	PRIME TARGET	PRIME ACTUAL	IBE TYPE	START DATE	END DATE
5 I-78 Maintenance Garage Expansion	C-508A	Burns Engineering, Inc.	\$ 686,117.37	\$ 659,809.92	25.00%	44.63%		09/30/2015	04/30/2018
		IBE VENDOR	IBE CONTRACT VALUE	PAYMENTS TO IBE	IBE TARGET	IBE ACTUAL	IBE TYPE		
		American Engineers Group, LLC	\$ 24,014.11	\$ 23,012.21	3.50%	3.35%	MBE		
		Malick & Scherer	\$ 109,778.78	\$ 108,810.88	16.00%	15.86%	DBE		
		Sowinski Sullivan Architects, P.C.	\$ 171,529.34	\$ 162,630.69	25.00%	23.70%	WBE		
		IBE TOTALS	\$ 305,322.23	\$ 294,453.78	44.50%	42.92%			
CONTRACT TITLE	CONTRACT NO.	PRIME CONTRACTOR	CONTRACT VALUE	PAYMENTS TO PRIME	PRIME TARGET	PRIME ACTUAL	IBE TYPE	START DATE	END DATE
6 TOA / Engineering Services - PA Assignment	C-696A	Johnson, Miraliran and Thompson, Inc.	\$ 500,000.00	\$ 24,188.98	25.00%	0.00%		10/26/2015	02/28/2018
		IBE VENDOR	IBE CONTRACT VALUE	PAYMENTS TO IBE	IBE TARGET	IBE ACTUAL	IBE TYPE		
		ACT Engineers, Inc.	\$ 25,000.00	\$ -	05.00%	0.00%	WBE		
		American Geotechnical & Environmental Services	\$ 25,000.00	\$ -	05.00%	0.00%	DBE		
		Barry Issett & Assoc.	\$ 25,000.00	\$ -	05.00%	0.00%	DBE		
		Envision Consultants, Ltd.	\$ 25,000.00	\$ -	05.00%	0.00%	WBE		
		SJH Engineering, P.C.	\$ 25,000.00	\$ -	05.00%	0.00%	DBE		
		Traffic Planning and Design, Inc.	\$ 25,000.00	\$ -	05.00%	0.00%	SBE		
		IBE TOTALS	\$ 150,000.00	\$ -	30.00%	0.00%			
CONTRACT TITLE	CONTRACT NO.	PRIME CONTRACTOR	CONTRACT VALUE	PAYMENTS TO PRIME	PRIME TARGET	PRIME ACTUAL	IBE TYPE	START DATE	END DATE
7 I-78 Maintenance Garage Expansion Engineering Services for Construction Management	CM-508A	STV, Inc.	\$ 586,402.81	\$ 545,161.48	25.00%	14.78%		02/29/2016	04/30/2018
		IBE VENDOR	IBE CONTRACT VALUE	PAYMENTS TO IBE	IBE TARGET	IBE ACTUAL	IBE TYPE		
		Envision Consultants, Ltd.	\$ 36,943.38	\$ 33,957.55	06.30%	5.79%	SBE		
		HRV Conformance Verification Associates, Inc.	\$ 19,937.70	\$ -	03.40%	0.00%	DBE		
		IH Engineers, P.C.	\$ 102,913.69	\$ 46,603.11	17.55%	7.95%	MBE		
		IBE TOTALS	\$ 159,794.77	\$ 80,560.66	27.25%	13.74%			
CONTRACT TITLE	CONTRACT NO.	PRIME CONTRACTOR	CONTRACT VALUE	PAYMENTS TO PRIME	PRIME TARGET	PRIME ACTUAL	IBE TYPE	START DATE	END DATE
8 I-78 Bridges & Approach Slab Rehabilitation	C-644A	Gannett Fleming, Inc.	\$ 651,157.49	\$ 368,213.61	25.00%	5.31%		02/29/2016	12/31/2018
		IBE VENDOR	IBE CONTRACT VALUE	PAYMENTS TO IBE	IBE TARGET	IBE ACTUAL	IBE TYPE		
		Malick & Scherer	\$ 65,115.75	\$ 7,175.01	10.00%	1.10%	DBE		
		SJH Engineering, P.C.	\$ 97,673.62	\$ 12,390.84	15.00%	1.90%	DBE		
		IBE TOTALS	\$ 162,789.37	\$ 19,565.85	25.00%	3.00%			

Reporting from 07/01/2014 - 02/28/2018.

Active Professional Services Contracts Payment Detail Report

Total Prime's Contracts Value	\$86,680,599.82
Total Payments to IBEs	\$9,028,976.57
Target	25.00%
Actual	10.42%

CONTRACT TITLE	CONTRACT NO.	PRIME CONTRACTOR	CONTRACT VALUE	PAYMENTS TO PRIME	PRIME TARGET	PRIME ACTUAL	IBE TYPE	START DATE	END DATE
9 TOA / Engineering Services for Electronic Toll Collection System	C-701A	Rummel, Klepper and Kahl, LLP	\$ 500,000.00	\$ 207,052.58	25.00%	26.24%		06/07/2016	06/07/2018
		IBE VENDOR	IBE CONTRACT VALUE	PAYMENTS TO IBE	IBE TARGET	IBE ACTUAL	IBE TYPE		
		Fagan Consulting	\$ 50,000.00	\$ -	10.00%	0.00%	DBE		
		KS Engineers, P.C.	\$ 35,000.00	\$ -	07.00%	0.00%	MBE		
		Navarro & Wright Consulting Engineers, Inc.	\$ 54,027.04	\$ 54,027.04	10.81%	10.81%	DBE		
		Spock Solutions, Inc.	\$ 40,000.00	\$ 300.00	08.00%	0.06%	WBE		
		IBE TOTALS	\$ 179,027.04	\$ 54,327.04	35.81%	10.87%			

CONTRACT TITLE	CONTRACT NO.	PRIME CONTRACTOR	CONTRACT VALUE	PAYMENTS TO PRIME	PRIME TARGET	PRIME ACTUAL	IBE TYPE	START DATE	END DATE
10 TOA / Engineering Services - NJ Assignment	C-696B	French & Parrello Associates	\$ 500,000.00	\$ 136,327.86	25.00%	29.71%		07/18/2016	07/31/2018
		IBE VENDOR	IBE CONTRACT VALUE	PAYMENTS TO IBE	IBE TARGET	IBE ACTUAL	IBE TYPE		
		Area Engineering, Inc.	\$ 25,000.00	\$ -	05.00%	0.00%	DBE		
		Ellans, Inc.	\$ 25,000.00	\$ -	05.00%	0.00%	DBE		
		McCabe Environmental	\$ 25,000.00	\$ -	05.00%	0.00%	SBE		
		USA Architects	\$ 75,000.00	\$ 40,502.02	15.00%	8.10%	SBE		
		IBE TOTALS	\$ 150,000.00	\$ 40,502.02	30.00%	8.10%			

CONTRACT TITLE	CONTRACT NO.	PRIME CONTRACTOR	CONTRACT VALUE	PAYMENTS TO PRIME	PRIME TARGET	PRIME ACTUAL	IBE TYPE	START DATE	END DATE
11 TOA / Construction Management Services - PA Assignment	C-703A	Urban Engineers, Inc.	\$ 500,000.00	\$ 111,196.82	25.00%	3.20%		12/20/2016	12/19/2018
		IBE VENDOR	IBE CONTRACT VALUE	PAYMENTS TO IBE	IBE TARGET	IBE ACTUAL	IBE TYPE		
		Malick & Scherer	\$ 5,000.00	\$ -	01.00%	0.00%	MBE		
		McKenna Safety Services, LLC	\$ 60,000.00	\$ 3,555.00	12.00%	0.71%	WBE		
		RIG Consulting, Inc.	\$ 5,000.00	\$ -	01.00%	0.00%	DBE		
		Stokes Creative Group, Inc.	\$ 60,000.00	\$ -	12.00%	0.00%	WBE		
		IBE TOTALS	\$ 130,000.00	\$ 3,555.00	26.00%	0.71%			

CONTRACT TITLE	CONTRACT NO.	PRIME CONTRACTOR	CONTRACT VALUE	PAYMENTS TO PRIME	PRIME TARGET	PRIME ACTUAL	IBE TYPE	START DATE	END DATE
12 Structural / Civil Task Order Agreement	C-702B	IH Engineers, P.C. (IBE)	\$ 1,000,000.00	\$ 272,656.65	100.00%		MBE	01/23/2017	10/31/2018
		IBE VENDOR	IBE CONTRACT VALUE	PAYMENTS TO IBE	IBE TARGET	IBE ACTUAL	IBE TYPE		
		Amy S. Greene Environmental Consultants, Inc.	\$ 50,000.00	\$ -	05.00%	0.00%	WBE		
		Brinkerhoff Environmental Services, Inc.	\$ -	\$ -	00.00%	0.00%	WBE		
		IBE TOTALS	\$ 50,000.00	\$ -	05.00%	0.00%			

Reporting from 07/01/2014 - 02/28/2018.

Active Professional Services Contracts Payment Detail Report

Total Prime's Contracts Value	\$86,680,599.82
Total Payments to IBEs	\$9,028,976.57
Target	25.00%
Actual	10.42%

CONTRACT TITLE	CONTRACT NO.	PRIME CONTRACTOR	CONTRACT VALUE	PAYMENTS TO PRIME	PRIME TARGET	PRIME ACTUAL	IBE TYPE	START DATE	END DATE
13 Scudder Falls Bridge Replacement Project - Construction Management Services	CM-669A	Hill International, Inc.	\$ 25,015,066.98	\$ 3,221,891.17	25.00%	11.41%		02/09/2017	12/15/2021
		IBE VENDOR	IBE CONTRACT VALUE	PAYMENTS TO IBE	IBE TARGET	IBE ACTUAL	IBE TYPE		
		Envision Consultants, Ltd.	\$ 1,373,297.45	\$ 128,884.34	05.49%	0.52%	WBE		
		JCMS, Inc.	\$ 799,937.77	\$ 58,435.84	03.20%	0.23%	SBE		
		KS Engineers, P.C.	\$ 2,561,865.72	\$ 180,267.46	10.24%	0.72%	MBE		
		McKenna Safety Services, LLC	\$ 496,882.52	\$ -	01.99%	0.00%	SBE		
		PKB Engineering Associates	\$ 1,182,091.06	\$ -	04.73%	0.00%	MBE		
		IBE TOTALS	\$ 6,414,074.52	\$ 367,587.64	25.64%	1.47%			

CONTRACT TITLE	CONTRACT NO.	PRIME CONTRACTOR	CONTRACT VALUE	PAYMENTS TO PRIME	PRIME TARGET	PRIME ACTUAL	IBE TYPE	START DATE	END DATE
14 Commission Administration Building at Scudder Falls	C-707A	USA Architects (IBE)	\$ 1,376,451.71	\$ 992,207.11	40.04%		SBE	02/28/2017	11/30/2019
		IBE VENDOR	IBE CONTRACT VALUE	PAYMENTS TO IBE	IBE TARGET	IBE ACTUAL	IBE TYPE		
		ACT Engineers, Inc.	\$ 137,645.17	\$ 20,979.10	10.00%	1.52%	SBE		
		Ellana, Inc.	\$ 55,058.07	\$ 47,367.58	04.00%	3.44%	WBE		
		French & Parrello Associates	\$ 550,000.00	\$ 196,393.67	39.96%	14.27%	VBE		
		IEI Group, Ltd.	\$ 82,587.10	\$ 76,122.85	06.00%	5.53%	WBE		
		IBE TOTALS	\$ 825,290.34	\$ 340,863.20	59.96%	24.76%			

CONTRACT TITLE	CONTRACT NO.	PRIME CONTRACTOR	CONTRACT VALUE	PAYMENTS TO PRIME	PRIME TARGET	PRIME ACTUAL	IBE TYPE	START DATE	END DATE
15 Scudder Falls Bridge Replacement Project - NJ Approach Construction	CI-673A	Gannett Fleming, Inc.	\$ 6,568,103.32	\$ 672,489.83	25.00%	17.17%		02/28/2017	08/31/2021
		IBE VENDOR	IBE CONTRACT VALUE	PAYMENTS TO IBE	IBE TARGET	IBE ACTUAL	IBE TYPE		
		Churchill Consulting Engineers	\$ 2,331,676.68	\$ 115,462.02	35.50%	1.76%	SBE		
		IBE TOTALS	\$ 2,331,676.68	\$ 115,462.02	35.50%	1.76%			

CONTRACT TITLE	CONTRACT NO.	PRIME CONTRACTOR	CONTRACT VALUE	PAYMENTS TO PRIME	PRIME TARGET	PRIME ACTUAL	IBE TYPE	START DATE	END DATE
16 Scudder Falls Bridge Replacement Project - PA Approach Improvements	CI-671A	TRC Engineers, Inc.	\$ 6,515,220.03	\$ 362,355.46	25.00%	64.10%		03/01/2017	08/31/2021
		IBE VENDOR	IBE CONTRACT VALUE	PAYMENTS TO IBE	IBE TARGET	IBE ACTUAL	IBE TYPE		
		RIG Consulting, Inc.	\$ 2,331,797.25	\$ 232,286.05	35.79%	3.57%	DBE		
		IBE TOTALS	\$ 2,331,797.25	\$ 232,286.05	35.79%	3.57%			

Active Professional Services Contracts Payment Detail Report

Total Prime's Contracts Value \$86,680,599.82

Total Payments to IBEs \$9,028,976.57

Target 25.00%

Actual 10.42%

CONTRACT TITLE	CONTRACT NO.	PRIME CONTRACTOR	CONTRACT VALUE	PAYMENTS TO PRIME	PRIME TARGET	PRIME ACTUAL	IBE TYPE	START DATE	END DATE
17 Scudder Falls Bridge Replacement Project - Main River Bridge Replacement	CI-672A	Parsons Brinckerhoff	\$ 7,776,718.32	\$ 395,412.86	25.00%	27.66%		03/01/2017	12/31/2021
		IBE VENDOR	IBE CONTRACT VALUE	PAYMENTS TO IBE	IBE TARGET	IBE ACTUAL	IBE TYPE		
		KS Engineers, P.C.	\$ 2,886,717.84	\$ 109,369.96	37.12%	1.41%	MBE		
		IBE TOTALS	\$ 2,886,717.84	\$ 109,369.96	37.12%	1.41%			
CONTRACT TITLE	CONTRACT NO.	PRIME CONTRACTOR	CONTRACT VALUE	PAYMENTS TO PRIME	PRIME TARGET	PRIME ACTUAL	IBE TYPE	START DATE	END DATE
18 I-78 Bridges and Approach Slabs Rehabilitation Construction Management / Inspection Services	CM-644A	Greenman-Pedersen, Inc.	\$ 1,545,442.08	\$ 425,440.35	25.00%	3.13%		04/26/2017	12/31/2018
		IBE VENDOR	IBE CONTRACT VALUE	PAYMENTS TO IBE	IBE TARGET	IBE ACTUAL	IBE TYPE		
		Advanced Infrastructure Design, Inc.	\$ 19,008.94	\$ -	1.23%	0.00%	DBE		
		Envision Consultants, Ltd.	\$ 90,408.36	\$ 13,337.29	5.85%	0.88%	WBE		
		JCMS, Inc.	\$ 345,869.94	\$ -	22.38%	0.00%	DBE		
		IBE TOTALS	\$ 455,287.24	\$ 13,337.29	29.46%	0.88%			
CONTRACT TITLE	CONTRACT NO.	PRIME CONTRACTOR	CONTRACT VALUE	PAYMENTS TO PRIME	PRIME TARGET	PRIME ACTUAL	IBE TYPE	START DATE	END DATE
19 Structural/Civil Task Order Agreement - PA Assignment	C-715A	Pennoni Associates, Inc.	\$ 1,000,000.00	\$ 133,153.65	25.00%	0.33%		06/27/2017	06/26/2019
		IBE VENDOR	IBE CONTRACT VALUE	PAYMENTS TO IBE	IBE TARGET	IBE ACTUAL	IBE TYPE		
		AGES, Inc.	\$ 50,000.00	\$ -	05.00%	0.00%	DBE		
		Envision Consultants, LTD	\$ 50,000.00	\$ -	05.00%	0.00%	DBE		
		Malick & Scherer, PC	\$ 100,000.00	\$ 436.02	10.00%	0.04%	DBE		
		IBE TOTALS	\$ 200,000.00	\$ 436.02	20.00%	0.04%			
CONTRACT TITLE	CONTRACT NO.	PRIME CONTRACTOR	CONTRACT VALUE	PAYMENTS TO PRIME	PRIME TARGET	PRIME ACTUAL	IBE TYPE	START DATE	END DATE
20 Commission Administration Building at Scudder Falls - Construction Management Services	CM-707A	Joseph Jingoli & Son, Inc.	\$ 529,869.10	\$ 17,432.26	25.00%	0.00%		11/20/2017	11/30/2019
		IBE VENDOR	IBE CONTRACT VALUE	PAYMENTS TO IBE	IBE TARGET	IBE ACTUAL	IBE TYPE		
		Envision Consultants, LTD	\$ 42,389.52	\$ -	08.00%	0.00%	DBE		
		IH Engineers, P.C.	\$ 105,973.82	\$ -	20.00%	0.00%	MBE		
		IBE TOTALS	\$ 148,363.34	\$ -	28.00%	0.00%			

Active Construction Contracts Payment Detail Report

Total Prime's Contracts Value \$439,145,678.87
Total Payments to IBEs \$14,070,218.21
Target 25.00%
Actual 3.20%

CONTRACT TITLE	CONTRACT NO.	PRIME CONTRACTOR	CONTRACT VALUE	PAYMENTS TO PRIME	PRIME TARGET	PRIME ACTUAL	IBE TYPE	START DATE	END DATE
Scudder Falls Toll Supported Bridge - Interim Deck Repairs on I-95	TS-677A	Sparwick Contracting, Inc. (IBE)	\$ 1,003,336.00	\$ 999,656.00	100.00%	99.63%	SBE	05/20/2015	05/18/2018

CONTRACT TITLE	CONTRACT NO.	PRIME CONTRACTOR	CONTRACT VALUE	PAYMENTS TO PRIME	PRIME TARGET	PRIME ACTUAL	IBE TYPE	START DATE	END DATE
Electronic Toll Collection System Replacement - Design, Build & Maintain	DB-540A	Transcore, LP	\$ 12,462,964.26	\$ 10,385,693.44	25.00%	22.61%		10/27/2015	01/03/2021
		IBE VENDOR	IBE CONTRACT VALUE	PAYMENTS TO IBE	IBE TARGET	IBE ACTUAL	IBE TYPE		
		All Points Communications, Inc.	\$ 781,538.84	\$ 581,979.20	6.27%	4.67%	DBE		
		Arora Engineers, Inc.	\$ 161,117.24	\$ 123,059.05	1.29%	0.99%	MBE		
		Flagger Force	\$ 248,492.11	\$ 248,492.11	1.99%	1.99%	DBE		
		Globe Electric Supply Company, Inc.	\$ 543,470.09	\$ 173,648.78	4.36%	1.39%	DBE		
		HHC Services, Inc.	\$ 12,023.67	\$ -	0.10%	0.00%	DBE		
		Jen Electric, Inc.	\$ 865,972.00	\$ 865,972.00	6.95%	6.95%	DBE		
		KS Engineers, P.C.	\$ 194,330.78	\$ 194,330.78	1.56%	1.56%	MBE		
		Red Wagon Printing D/B/A Minuteman Press	\$ 16,833.14	\$ 6,177.93	0.14%	0.05%	WBE		
		Sharpened Image, Inc.	\$ 149,093.56	\$ 139,790.64	1.20%	1.12%	DBE		
		SJH Engineering, P.C.	\$ 14,500.00	\$ 14,500.00	0.12%	0.12%	DBE		
		IBE TOTALS	\$ 2,987,371.43	\$ 2,347,950.49	23.97%	18.84%			

CONTRACT TITLE	CONTRACT NO.	PRIME CONTRACTOR	CONTRACT VALUE	PAYMENTS TO PRIME	PRIME TARGET	PRIME ACTUAL	IBE TYPE	START DATE	END DATE
I-78 Maintenance Garage Expansion at I-78 PA Welcome Ctr. / Maintenance Facility	T-508A	Bracy Construction, Inc.	\$ 10,049,000.00	\$ 9,614,208.12	25.00%	11.36%		06/27/2016	02/28/2018 [Tentative]
		IBE VENDOR	IBE CONTRACT VALUE	PAYMENTS TO IBE	IBE TARGET	IBE ACTUAL	IBE TYPE		
		C.A.Weiss Sales, LLC	\$ 275,342.00	\$ 245,498.71	2.74%	2.44%	WBE		
		Central II, Inc.	\$ 32,750.00	\$ -	0.33%	0.00%	MBE		
		Gaver Industries, Inc. d/b/a Barker & Barker Paving	\$ 213,561.56	\$ 19,547.10	2.13%	0.19%	VBE		
		Ida Yeager Sales, Inc.	\$ 159,401.50	\$ 63,212.50	1.59%	0.63%	DBE		
		J. Sterling Solutions, LLC	\$ 51,476.64	\$ 51,476.64	0.51%	0.51%	DBE		
		Palma, Inc.	\$ 89,952.00	\$ -	0.90%	0.00%	SBE		
		Perm State Electrical Mechanical Supply Co., Inc.	\$ 240,000.00	\$ 196,063.29	2.39%	1.95%	DBE		
		Reeb Building Systems, LLC	\$ 690,565.34	\$ 516,716.68	6.87%	5.14%	DBE		
		IBE TOTALS	\$ 1,753,049.04	\$ 1,092,514.92	17.45%	10.87%			

Reporting from 07/01/2014 - 02/28/2018.

Active Construction Contracts Payment Detail Report

Total Prime's Contracts Value \$439,145,678.87
Total Payments to IBEs \$14,070,218.21
Target 25.00%
Actual 3.20%

CONTRACT TITLE	CONTRACT NO.	PRIME CONTRACTOR	CONTRACT VALUE	PAYMENTS TO PRIME	PRIME TARGET	PRIME ACTUAL	IBE TYPE	START DATE	END DATE
Scudder Falls Bridge Replacement Project - Pennsylvania Side	T-668A-1	Trumbull Corporation	\$ 396,000,000.00	\$ 72,510,219.04	25.00%	11.66%		02/27/2017	08/31/2021
		IBE VENDOR	IBE CONTRACT VALUE	PAYMENTS TO IBE	IBE TARGET	IBE ACTUAL	IBE TYPE		
		ABC Construction Co., Inc.	\$ 1,718,144.73	\$ 1,718,144.73	0.43%	0.43%	DBE		
		Alliance Landscaping, Inc.	\$ 102,800.00	\$ 95,893.00	0.03%	0.02%	WBE		
		Aspen Landscaping Contracting, Inc.	\$ 3,129,213.00	\$ 56,466.67	0.79%	0.01%	SBE		
		Baseline Supply, LLC	\$ 5,184,510.49	\$ 1,116,944.31	1.31%	0.28%	WBE		
		Bridg-it Fabricators, Inc.	\$ 1,596,794.64	\$ -	0.40%	0.00%	DBE		
		Delta Line Construction Co.	\$ 15,995,106.80	\$ 693,311.76	4.04%	0.18%	WBE		
		Filly Oil, Inc.	\$ 273,581.82	\$ 273,581.82	0.07%	0.07%	WBE		
		JMD Building Products, LLC	\$ 116,844.00	\$ 19,375.00	0.03%	0.00%	WBE		
		LB Construction Enterprises, Inc.	\$ 2,958,036.23	\$ 1,763,640.15	0.75%	0.45%	MBE		
		M.L. Ruberton Construction Co., Inc.	\$ 7,402,644.00	\$ 192,578.62	1.87%	0.05%	WBE		
		Madura Steel Sales, Inc	\$ 10,235,202.78	\$ 429,016.61	2.58%	0.11%	DBE		
		North Suburban Tree Service, Inc.	\$ 307,727.00	\$ 80,590.00	0.08%	0.02%	DBE		
		Pavilion Drainage Supply Co., Inc.	\$ 30,653.25	\$ -	0.01%	0.00%	DBE		
		PennFab	\$ 1,821,851.28	\$ 74,562.52	0.46%	0.02%	VBE		
		Shaka	\$ 3,500.00	\$ 3,500.00	0.00%	0.00%	DBE		
		Structural Services, Inc.	\$ 2,569,996.50	\$ -	0.65%	0.00%	SBE		
		Timber Industries, LLC	\$ 759,976.75	\$ 759,976.75	0.19%	0.19%	MBE		
		VideoTek Construction, LLC	\$ 100.00	\$ -	0.00%	0.00%	DBE		
		W.R. Burnett, Inc.	\$ 422,100.00	\$ 422,100.00	0.11%	0.11%	MBE		
		Work Zone Contractors, LLC	\$ 694,795.16	\$ 694,795.16	0.18%	0.18%	DBE		
		Zone Stripping, Inc.	\$ 1,183,583.77	\$ 63,790.69	0.30%	0.02%	SBE		
		IBE TOTALS	\$ 56,507,162.20	\$ 8,458,267.79	14.27%	2.14%			

CONTRACT TITLE	CONTRACT NO.	PRIME CONTRACTOR	CONTRACT VALUE	PAYMENTS TO PRIME	PRIME TARGET	PRIME ACTUAL	IBE TYPE	START DATE	END DATE
Lower Trenton Toll Supported Bridge Approach Traffic Signal Equipment Upgrades	TS-699A	Carr & Duff, Inc.	\$ 141,046.00	\$ 118,372.70	25.00%	0.00%		03/29/2017	03/31/2019
		IBE VENDOR	IBE CONTRACT VALUE	PAYMENTS TO IBE	IBE TARGET	IBE ACTUAL	IBE TYPE		
		General Highway Products, Inc	\$ 35,261.50	\$ -	25.00%	0.00%	WBE		
		IBE TOTALS	\$ 35,261.50	\$ -	25.00%	0.00%			

Active Construction Contracts Payment Detail Report

Total Prime's Contracts Value \$439,145,678.87
Total Payments to IBEs \$14,070,218.21
Target 25.00%
Actual 3.20%

CONTRACT TITLE	CONTRACT NO.	PRIME CONTRACTOR	CONTRACT VALUE	PAYMENTS TO PRIME	PRIME TARGET	PRIME ACTUAL	IBE TYPE	START DATE	END DATE
Milford-Montague Toll Bridge Salt Storage Building	T-717A	Bracy Construction, Inc.	\$ 1,244,000.00	\$ 1,076,842.05	25.00%	0.00%		09/26/2017	03/29/2021
		IBE VENDOR	IBE CONTRACT VALUE	PAYMENTS TO IBE	IBE TARGET	IBE ACTUAL	IBE TYPE		
					0.00%	0.00%			
		IBE TOTALS	\$ -	\$ -	0.00%	0.00%			

CONTRACT TITLE	CONTRACT NO.	PRIME CONTRACTOR	CONTRACT VALUE	PAYMENTS TO PRIME	PRIME TARGET	PRIME ACTUAL	IBE TYPE	START DATE	END DATE
Easton - Phillipsburg Toll Bridge Administration Building	T-644A	J.D. Eckman, Inc.	\$ 11,117,003.61	\$ 2,818,488.70	25.00%	35.78%		06/01/2017	12/14/2018
		IBE VENDOR	IBE CONTRACT VALUE	PAYMENTS TO IBE	IBE TARGET	IBE ACTUAL	IBE TYPE		
		Established Traffic Control	\$ 268,048.44	\$ 268,048.44	2.41%	2.41%	WBE		
		Jag'd Construction, Inc.	\$ 2,809,000.00	\$ 740,500.00	25.27%	6.66%	SBE		
		Jileo, Inc.	\$ 266,808.01	\$ -	2.40%	0.00%	DBE		
		IBE TOTALS	\$ 3,343,856.45	\$ 1,008,548.44	30.08%	9.07%			

CONTRACT TITLE	CONTRACT NO.	PRIME CONTRACTOR	CONTRACT VALUE	PAYMENTS TO PRIME	PRIME TARGET	PRIME ACTUAL	IBE TYPE	START DATE	END DATE
Lower Trenton Toll Supported Bridge Replacement Of Sign Lighting Elements	TS-687A	Carr & Duff, Inc.	\$ 647,000.00	\$ 551,375.00	25.00%	29.61%		06/23/2017	10/31/2017
		IBE VENDOR	IBE CONTRACT VALUE	PAYMENTS TO IBE	IBE TARGET	IBE ACTUAL	IBE TYPE		
		North Star Electrical Supply Co., Inc.	\$ 163,280.57	\$ 163,280.57	25.24%	25.24%	WBE		
		IBE TOTALS	\$ 163,280.57	\$ 163,280.57	25.24%	25.24%			

CONTRACT TITLE	CONTRACT NO.	PRIME CONTRACTOR	CONTRACT VALUE	PAYMENTS TO PRIME	PRIME TARGET	PRIME ACTUAL	IBE TYPE	START DATE	END DATE
Building and Facilities Energy Conservation	T-645A	MJF Electrical Contracting, Inc.	\$ 5,326,520.00	\$ 172,336.50	25.00%	0.00%		06/27/2017	05/11/2018
		IBE VENDOR	IBE CONTRACT VALUE	PAYMENTS TO IBE	IBE TARGET	IBE ACTUAL	IBE TYPE		
		Atlas Flasher & Supply Co.	\$ -	\$ -	0.00%	0.00%	DBE		
		Turtle & Hughes	\$ 1,063,420.00	\$ -	19.96%	0.00%			
		IBE TOTALS	\$ 1,063,420.00	\$ -	19.96%	0.00%			

Reporting from 07/01/2014 - 02/28/2018.

Active Construction Contracts Payment Detail Report


Total Prime's Contracts Value \$439,145,678.87
Total Payments to IBEs \$14,070,218.21
Target 25.00%
Actual 3.20%

CONTRACT TITLE	CONTRACT NO.	PRIME CONTRACTOR	CONTRACT VALUE	PAYMENTS TO PRIME	PRIME TARGET	PRIME ACTUAL	IBE TYPE	START DATE	END DATE
Building and Facilities Energy Conservation	T-645B	Schneider Electric	\$ 1,154,809.00	\$ -	25.00%	0.00%		06/27/2017	05/11/2018
		IBE VENDOR	IBE CONTRACT VALUE	PAYMENTS TO IBE	IBE TARGET	IBE ACTUAL	IBE TYPE		
		Cedar Electric, Inc.	\$ 173,221.35	\$ -	15.00%	0.00%	VBE		
		MAS Construction Services, LLC	\$ 115,489.00	\$ -	10.00%	0.00%	WBE		
		IBE TOTALS	\$ 288,710.35	\$ -	25.00%	0.00%			

Summary - Completed Professional Services and Construction Contracts Payments Detail Report Totals


Summary - Professional Services (PS) and Construction Contracts (CC)

Total Number of Contracts - (PS & CC)	12	IBE %
IBE Target for All Prime Contractors		25.00%
Total Payments to Prime Contractors - (PS & CC)	\$ 27,762,270.32	
Total Payments to IBEs	\$ 9,897,956.15	35.55%



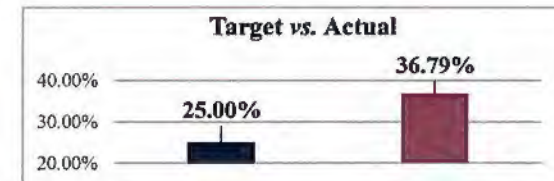
Summary - Professional Services Contracts (PS)

Total Number of Professional Contracts - (PS)	3	IBE %
IBE Target for All Prime Contractors		25.00%
Total Payments to Prime Contractors - (PS)	\$ 2,642,044.29	
Total Payments to IBEs	\$ 511,832.16	18.51%



Summary - Construction Contracts (CC)

Total Number of Contracts - (CC)	9	IBE %
IBE Target for All Prime Contractors		25.00%
Total Payments to Prime Contractors - (CC)	\$ 25,120,226.03	
Total Payments to IBEs	\$ 9,386,123.99	36.79%



***The above bar charts reflect data included in the proceeding Payment Detail Reports.**

PS = Professional Services Prime Consultants

CC = Construction Prime Contractors

IBE = Minority, Women, Small, Veteran, Disadvantaged, and Disabled Subcontractors and Subconsultants

Target = IBE 25% Commitment on Commission Awarded Projects

Completed Professional Services Contracts Payment Detail Report

Total Prime's Contracts Value	\$2,471,117.77
Total Payments to IBEs	\$568,668.83
Target	25.00%
Actual	23.01%

CONTRACT TITLE	CONTRACT NO.	VENDORS	CONTRACT VALUES	TOTAL PAYMENTS	IBE TARGET	IBE ACTUAL	IBE TYPE	START DATE	END DATE
1 Scudder Falls Bridge Replacement Project - PA Noise Walls Construction	CM-664A	Greenman-Pedersen, Inc.	\$ 849,622.00	\$ 849,622.00	25.00%	19.74%		02/29/2016	01/03/2018
		Envision Consultants, Ltd.	\$ 44,180.34	\$ 45,881.50	05.20%	5.40%	WBE		
		Keegan Technology & Testing Associates, Inc. A/K/A Key-Tech	\$ 31,436.01	\$ 36,494.33	03.70%	4.30%	SBE		
		Naik Consulting Group, P.C.	\$ 155,480.83	\$ 76,622.13	18.30%	9.02%	DBE		
		Safegate Associates, LLC	\$ 22,090.17	\$ 8,700.00	02.60%	1.02%	SBE		

CONTRACT TITLE	CONTRACT NO.	VENDORS	CONTRACT VALUES	TOTAL PAYMENTS	IBE TARGET	IBE ACTUAL	IBE TYPE	START DATE	END DATE
2 Scudder Falls Bridge Replacement Project - PA Noise Walls Construction	CI-665A	Jacobs Engineering Group, Inc.	\$ 626,965.40	\$ 626,933.76	25.00%	7.14%		05/23/2016	11/02/2017
		IH Engineers, P.C.	\$ 90,283.02	\$ 44,766.05	14.40%	7.14%	MBE		
		RIG Consulting, Inc.	\$ 68,088.44	\$ -	10.86%	0.00%	DBE		

CONTRACT TITLE	CONTRACT NO.	VENDORS	CONTRACT VALUES	TOTAL PAYMENTS	IBE TARGET	IBE ACTUAL	IBE TYPE	START DATE	END DATE
3 Riverton - Belvidere Toll Supported Bridge Critical Member Strengthening - Design	C-650A	Ammann & Whitney	\$ 517,538.84	\$ 451,072.33	25.00%	18.01%		10/26/2015	08/08/2017
		Pickering, Corts & Summerson, Inc.	\$ 133,525.02	\$ 93,184.47	25.80%	18.01%	SBE		

CONTRACT TITLE	CONTRACT NO.	VENDORS	CONTRACT VALUES	TOTAL PAYMENTS	IBE TARGET	IBE ACTUAL	IBE TYPE	START DATE	END DATE
4 Portland - Columbia Toll Bridge Approach Roadways Improvements	CI-566A	Jacobs Engineering Group, Inc.	\$ 476,991.53	\$ 476,991.53	25.00%	30.29%		02/23/2015	10/15/2016
		AmerCom Corporation	\$ 150,490.83	\$ 144,473.11	31.55%	30.29%	MBE		
		Naik Consulting Group, P.C.	\$ 23,229.49	\$ -	04.87%	0.00%	SBE		

CONTRACT TITLE	CONTRACT NO.	VENDORS	CONTRACT VALUES	TOTAL PAYMENTS	IBE TARGET	IBE ACTUAL	IBE TYPE	START DATE	END DATE
5 Scudder Falls Bridge Replacement Project - Traffic Engineering Services Pre-construction Traffic Study	C-663A	Pennoni Associates, Inc.	\$ 237,424.67	\$ 237,424.67	25.00%	49.93%		07/30/2015	4/20/2016
		Drive Engineering Corp.	\$ 8,072.44	\$ 6,757.64	03.40%	2.85%	MBE		
		TechniQuest Corporation	\$ 86,660.00	\$ 111,789.60	36.50%	47.08%	MBE		

Completed Construction Contracts Payment Detail Report

Total Prime's Contracts Value	\$25,120,226.03
Total Payments to IBEs	\$9,581,019.75
Target	25.00%
Actual	38.14%

CONTRACT TITLE	CONTRACT NO.	VENDORS	CONTRACT VALUES	TOTAL PAYMENTS	IBE TARGET	IBE ACTUAL	IBE TYPE	START DATE	END DATE
1 Scudder Falls Bridge Replacement Project - Tree Clearing	T-667A	AP Construction, Inc.	\$ 1,721,688.26	\$ 1,721,688.26	25.00%	26.42%		12/23/2015	09/20/2017
		Athena Contracting, Inc.	\$ 181,499.94	\$ 243,315.01	10.54%	14.13%	WBE		
		BFW Group	\$ 15,000.00	\$ 8,550.00	0.87%	0.50%	DBE		
		Sable Construction, Inc.	\$ 272,249.91	\$ 202,960.00	15.81%	11.79%	MBE		

CONTRACT TITLE	CONTRACT NO.	VENDORS	CONTRACT VALUES	TOTAL PAYMENTS	IBE TARGET	IBE ACTUAL	IBE TYPE	START DATE	END DATE
2 Scudder Falls Bridge Replacement Project - PA Noise Walls	T-666A	PKF-Mark III, Inc.	\$ 11,219,737.01	\$ 11,219,737.01	25.00%	31.54%		04/29/2016	08/14/2017
		Bird Solutions International	\$ 140,732.00	\$ 122,732.00	1.25%	1.09%			
		Green Valley Landscaping, Inc.	\$ 42,418.29	\$ 72,163.76	0.38%	0.64%			
		Sanders Construction Company, Inc.	\$ 3,624,651.69	\$ 3,338,786.23	32.31%	29.76%	DBE		
		Work Zone Contractors, LLC	\$ 7,886.40	\$ 5,352.12	0.07%	0.05%	DBE		

CONTRACT TITLE	CONTRACT NO.	VENDORS	CONTRACT VALUES	TOTAL PAYMENTS	IBE TARGET	IBE ACTUAL	IBE TYPE	START DATE	END DATE
3 Scudder Falls Bridge Replacement Project Subsurface Boring & Sampling	T-661A	TRC Engineers	\$ 1,438,941.98	\$ 1,438,941.98	25.00%	16.29%		05/18/2015	05/18/2017
		Garden State Highway Products	\$ 196,519.30	\$ 196,519.30	13.66%	13.66%	WBE		
		Traffic Regulators	\$ 37,947.00	\$ 37,947.00	2.64%	2.64%	SBE		

CONTRACT TITLE	CONTRACT NO.	VENDORS	CONTRACT VALUES	TOTAL PAYMENTS	IBE TARGET	IBE ACTUAL	IBE TYPE	START DATE	END DATE
4 I-78 Toll Plaza Bumper Block Replacement	T-705A	Sparwick Contracting, Inc. (IBE)	\$ 160,006.00	\$ 160,006.00	25.00%	100.00%	SBE	10/17/2016	03/03/2017

Completed Construction Contracts Payment Detail Report

Total Prime's Contracts Value	\$25,120,226.03
Total Payments to IBEs	\$9,581,019.75
Target	25.00%

CONTRACT TITLE	CONTRACT NO.	VENDORS	CONTRACT VALUES	TOTAL PAYMENTS	IBE TARGET	IBE ACTUAL	IBE TYPE	START DATE	END DATE
5 DIII Toll Bridges Facilities Emergency Standby Generators Improvements	T-514A	West Side Hammer Electric	\$ 644,686.00	\$ 644,686.00	25.00%	30.61%		07/27/2015	01/08/2017
		Penn State Electric Mechanical Supply Co., Inc.	\$ 197,339.20	\$ 197,339.99	30.61%	30.61%	DBE		

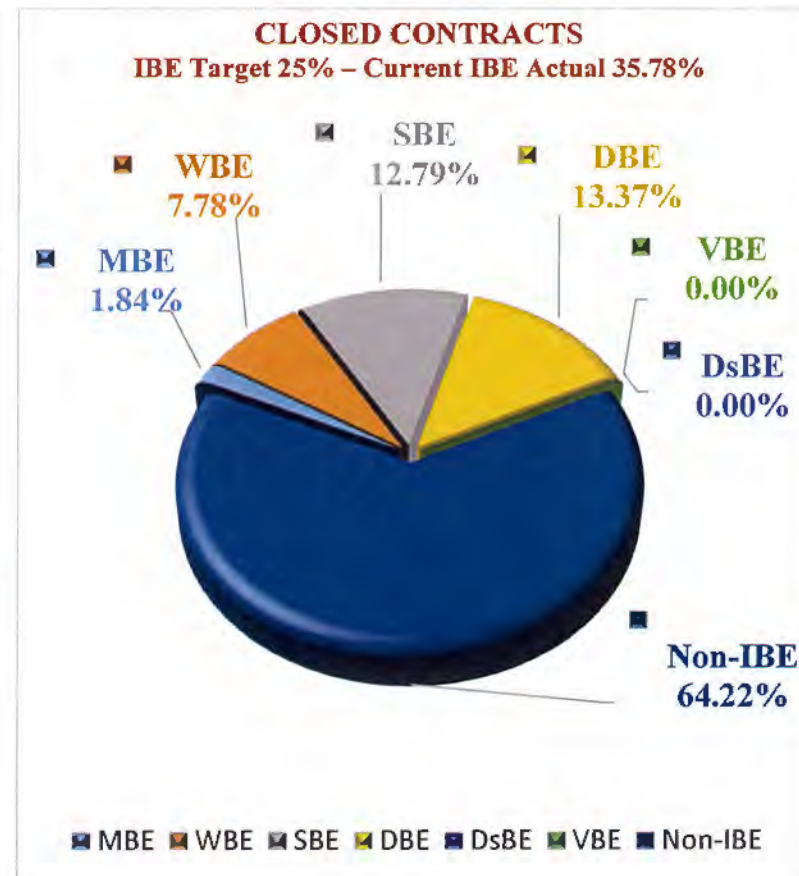
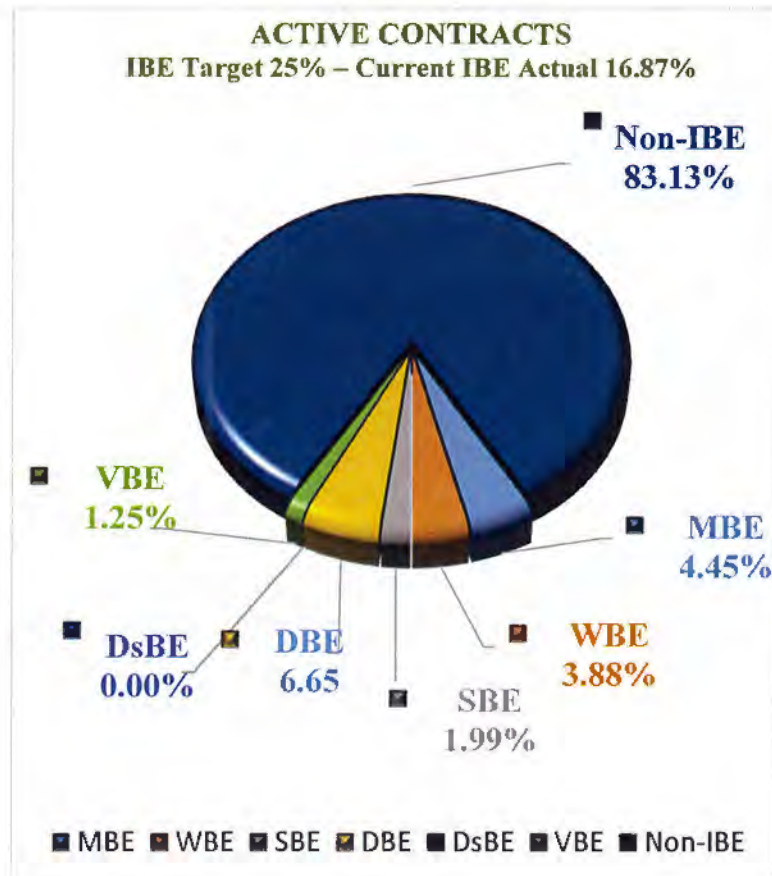
CONTRACT TITLE	CONTRACT NO.	VENDORS	CONTRACT VALUES	TOTAL PAYMENTS	IBE TARGET	IBE ACTUAL	IBE TYPE	START DATE	END DATE
6 Lower Trenton TSB Approach Roadways Improvements	TS-639B	Mount Construction, Co. Inc. (IBE)	\$ 2,090,794.00	\$ 2,090,794.00	25.00%	100.00%	WBE	04/09/2015	12/06/2016

CONTRACT TITLE	CONTRACT NO.	VENDORS	CONTRACT VALUES	TOTAL PAYMENTS	IBE TARGET	IBE ACTUAL	IBE TYPE	START DATE	END DATE
7 Easton / Phillipsburg Ramp C Stabilization	T-641A	Merco, Inc. (IBE)	\$ 998,300.00	\$ 998,300.00	25.00%	100.00%	SBE	11/23/2015	12/01/2016

CONTRACT TITLE	CONTRACT NO.	VENDORS	CONTRACT VALUES	TOTAL PAYMENTS	IBE TARGET	IBE ACTUAL	IBE TYPE	START DATE	END DATE
8 Portland - Columbia Toll Bridge Approach Roadway Improvement	T-566A	Intercounty Paving Company	\$ 6,193,334.28	\$ 6,193,334.28	25.00%	30.32%		02/25/2015	11/30/2016
		Established Traffic Control	\$ 43,589.66	\$ 43,589.66	0.70%	0.70%	DBE		
		MV Contracting, Inc.	\$ 1,652,064.50	\$ 1,652,064.50	26.67%	26.67%	WBE		
		PIM Corporation	\$ 160,217.70	\$ 160,217.70	2.59%	2.59%	SBE		
		The Vann Organization	\$ 22,035.00	\$ 22,035.00	0.36%	0.36%	SBE		

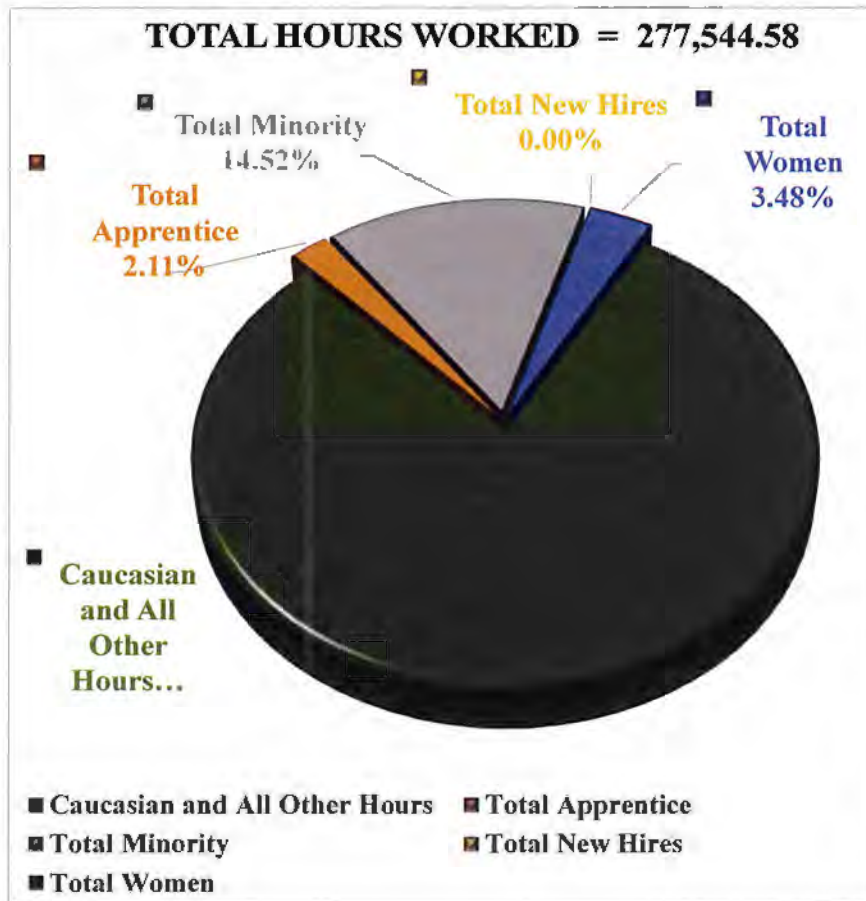
CONTRACT TITLE	CONTRACT NO.	VENDORS	CONTRACT VALUES	TOTAL PAYMENTS	IBE TARGET	IBE ACTUAL	IBE TYPE	START DATE	END DATE
9 Riverton - Belvidere Toll Supported Bridge	TS-650A	ROAD-CON, INC.	\$ 652,738.50	\$ 652,738.50	25.00%	4.34%		08/15/2016	11/11/2016
		Desilvio & Company, Inc.	\$ 16,848.00	\$ 16,848.00	2.58%	2.58%	WBE		
		Established Traffic Control	\$ 4,317.48	\$ 4,317.48	0.66%	0.66%	WBE		
		RAM-T Corporation	\$ 7,182.00	\$ 7,182.00	1.10%	1.10%	DBE		
		Williams Flagler Logistics, LLC	\$ 49,842.17	\$ -	7.64%	0.00%			

PERCENTAGES OF PAYMENTS TO CERTIFIED IBE SUBCONTRACTORS **(MBE / WBE / SBE / DBE / DSBE / VBE)**



Reporting from 07/01/2014 – 02/28/2018.

WORKFORCE UTILIZATION REPORTING



Hours Worked Pie Chart: reflects the individual(s) hours worked by the Prime Contractor(s) and Subcontractor(s) (IBE and Non-IBE) employees.

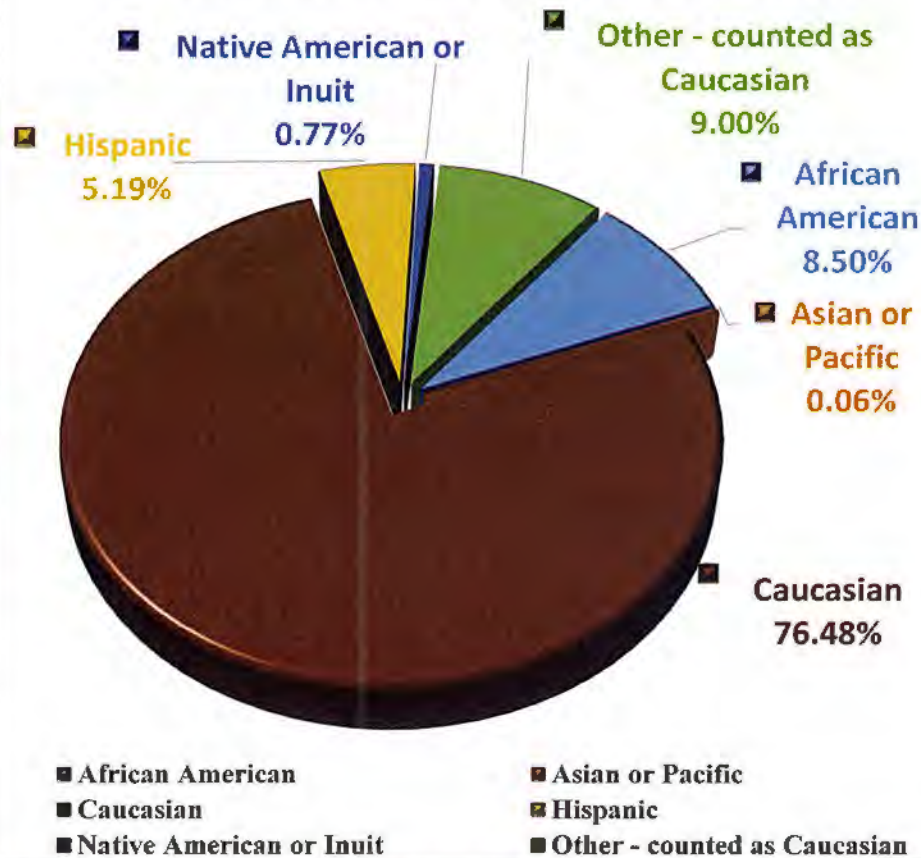
Work Force Goals	Total Hours	# of Workers
Local Residents	277,229.08	1,013
Local Apprentice	5,850.50	26
Total Minority	40,306.75	161
Total New Hires	6.50	1
Total Women	9,645.75	51
Total Apprentice	5,850.50	26
Total (ALL Localities)	277,544.58	1,014

The above-referenced workforce utilization data is reflected in the following spreadsheets.

Reporting from 07/01/2014 – 02/28/2018.

WORKFORCE UTILIZATION REPORTING

ETHNICITY HOURS PERCENTAGE



Ethnicity Pie Chart = reflects the ethnic backgrounds of all individual workers reporting on Commission Projects (Primes Employees / Subcontractor Employees).

Ethnicity Breakdown	Total Hours	# of Workers
African American	23,585.25	86
Asian or Pacific Islander	174.50	5
Caucasian	212,258.83	694
Hispanic	14,398.50	67
Native American or Inuit	2,148.50	3
Other	24,979.00	159

The above-referenced workforce utilization data is reflected in the following spreadsheets.

Reporting from 07/01/2014 – 02/28/2018.

Workforce Utilization Totals	Total Hours Worked	Total Apprentice	NJ	NJ %	PA	PA %	All Other Localities (NOT PA or NJ)	All Other Localities (NOT PA or NJ) %	Caucasian / White	American Indian	Asian Pacific Islander	Black / African American	Latino / Hispanic	Other	Total Minorities	Minority %	Women	Women %	New Hires
	277,544.58	5,850.50	106,447.25	38.35%	164,838.83	59.39%	8,087.00	2.91%	212,258.83	2,148.50	174.50	23,585.25	14,398.50	24,979.00	40,306.75	14.52%	9,645.75	3.48%	6.50
Project Name	Total Hours Worked	Total Apprentice	NJ	NJ %	PA	PA %	All Other Localities (NOT PA or NJ)	All Other Localities (NOT PA or NJ) %	Caucasian / White	American Indian	Asian Pacific Islander	Black / African American	Latino / Hispanic	Other	Total Minorities	Minority %	Women	Women %	New Hires
T-668A TRUMBULL 2 New Jersey - SFB Replacement Project	116,242.78	1,731.00	83,528.78	71.86%	24,849.50	21.54%	2,867.50	2.44%	83,354.75	322.00	8.00	9,888.00	4,638.50	12,334.00	14,554.00	13.20%	3,569.50	3.24%	0.00
T-668A TRUMBULL 1 Pennsylvania SFB Bridge Replacement Project	117,151.75	481.00	20,843.50	17.11%	93,844.78	79.85%	3,603.50	3.08%	94,125.00	1,826.50	8.00	12,294.25	6,517.00	2,379.00	20,647.75	17.62%	4,305.00	3.67%	0.00
DB-540A TRANSORE - Electronic Toll Collection System Replacement - Design, Build & Materials	2,040.00	0.00	108.00	5.29%	879.00	42.89%	1,057.00	51.81%	331.00	0.00	158.00	674.00	255.50	631.50	1,087.50	53.31%	0.00	0.00%	0.00
T-508A BRACY - I-78 Maintenance Garage Expansion at I-78 PA Welcome Center / Maintenance Facility	31,816.50	2,073.00	1,001.00	5.71%	29,365.00	93.17%	35.00	0.11%	20,668.83	0.00	0.00	72.00	1,396.00	9,382.25	1,468.50	4.64%	841.25	2.72%	6.50
T-644A J.D. ECKMAN - EASTON PHILLIPSBURG TB FACILITY ADMINISTRATION BLDG	8,666.75	139.00	253.50	2.92%	8,219.25	94.84%	194.00	2.24%	4,771.00	0.00	0.00	624.50	1,019.00	253.25	1,643.50	18.94%	918.00	10.50%	0.00
T-645A NJF BUILDING & FACILITIES ENERGY CONSERVATION	2,683.25	528.00	816.00	30.41%	3,971.25	148.00%	0.00	0.00%	2,067.75	0.00	0.00	207.50	408.00	0.00	615.50	22.94%	0.00	0.00%	0.00
T-645B SCHNEIDER ELECTRIC BUILDING & FACILITIES ENERGY CONSERVATION MEASURES - MECHANICAL/CONTROLS	330.00	0.00	0.00	0.00%	0.00	0.00%	330.00	100.00%	330.00	0.00	0.00	0.00	0.00	0.00	0.00	0.00%	0.00	0.00%	0.00
T-717A BRACY Milford-Montague Toll Bridge Salt Storage Building	2,809.50	0.00	68.00	2.99%	1,849.50	97.01%	0.00	0.00%	1,834.00	0.00	0.00	125.50	0.00	0.00	125.50	6.35%	0.00	0.00%	0.00
TS-687A Carr & Duff LOWER TRENTON TOLL SUPPORTED BRIDGE REPLACEMENT OF SIGN LIGHTING ELEMENTS	2,471.00	923.00	608.00	28.13%	1,776.00	71.87%	0.00	0.00%	2,430.00	0.00	0.00	0.00	41.00	0.00	41.00	1.64%	0.00	0.00%	0.00
TS-699A CARR & DUFF LOWER TRENTON TSB APPROACH TRAFFIC SIGNAL EQUIPMENT UPGRADES	433.00	46.00	144.50	33.37%	288.50	66.63%	0.00	0.00%	389.50	0.00	0.00	0.00	123.50	0.00	123.50	28.52%	0.00	0.00%	0.00

Reporting from 07/01/2014 - 02/28/2018.

Workforce Utilization Totals		Total Hours Worked	Total Apprentice	NJ	NJ %	PA	PA %	All Other Localities (NOT PA or NJ)	All Other Localities (NOT PA or NJ) %	Caucasian / White	American Indian	Asian Pacific Islander	Black / African American	Latino / Hispanic	Other	Total Minorities	Minority %	Women	Women %	New Hires
		277,544.58	5,550.50	106,447.25	38.35%	164,838.83	59.09%	8,087.00	2.91%	212,258.83	2,148.50	174.50	23,585.25	14,398.50	24,979.00	40,306.75	14.53%	9,645.75	3.48%	6.50

Project Name	Company Name	Trade Description	Total Hours Worked	Total Apprentice	NJ	NJ %	PA	PA %	All Other Localities (NOT PA or NJ)	All Other Localities (NOT PA or NJ) %	Caucasian / White	American Indian	Asian Pacific Islander	Black / African American	Latino / Hispanic	Other	Total Minorities	Minority %	Women	Women %	New Hires
--------------	--------------	-------------------	--------------------	------------------	----	------	----	------	-------------------------------------	---------------------------------------	-------------------	-----------------	------------------------	--------------------------	-------------------	-------	------------------	------------	-------	---------	-----------

T-668A TRUMBULL 2 New Jersey - SFB Replacement Project	Company Name	Trade Description	110,342.75	1,731.50	82,525.75	74.86%	24,849.50	22.54%	2,867.50	2.60%	83,354.75	322.00	8.50	9,585.00	4,638.50	12,334.00	14,554.00	13.20%	3,569.50	3.24%	0.00
	ABC Construction Co., Inc.	TRUCK DRIVER	4,467.25	0.00	280.50	6.28%	4,186.75	93.72%		0.00%	4,451.25				16.00		16.00	0.36%		0.00%	
	ALLIANCE LANDSCAPING INC	Diver	6.00	0.00	6.00	100.00%		0.00%		0.00%	6.00							0.00%		0.00%	
		HEAVY & GENERAL LABORERS	617.00	0.00	617.00	100.00%		0.00%		0.00%	465.00			26.00	126.00		152.00	24.64%		0.00%	
		OPERATING ENGINEER	21.00	0.00	21.00	100.00%		0.00%		0.00%	21.00							0.00%		0.00%	
	Armour & Sons Electric, Inc.	ELECTRICIAN	275.00	0.00		0.00%	275.00	100.00%		0.00%	275.00							0.00%		0.00%	
	Delta Line Construction Co.	Electrician	3,415.00	0.00	1,877.50	54.98%	1,537.50	45.02%		0.00%	3,415.00							0.00%		0.00%	
		HEAVY & GENERAL LABORERS	2,216.50	299.00	2,216.50	100.00%		0.00%		0.00%	2,216.50							0.00%		0.00%	
		OPERATING ENGINEER	1,107.50	0.00	1,107.50	100.00%		0.00%		0.00%	1,107.50							0.00%		0.00%	
		Truck Driver	562.00	0.00	550.00	97.86%	12.00	2.14%		0.00%	562.00							0.00%		0.00%	
	LB Construction Enterprises, Inc.	Ironworker	10,310.00	1,070.50	6,946.50	67.38%	2,987.50	28.98%	376.00	3.65%	6,507.00	322.00		2,461.00	1,020.00		3,803.00	36.89%		0.00%	
	M.L. RUBERTON CONSTRUCTION CO., INC.	HEAVY & GENERAL LABORERS	109.00	0.00	109.00	100.00%		0.00%		0.00%	49.00				60.00		60.00	55.05%		0.00%	
		OPERATING ENGINEER	36.00	0.00	36.00	100.00%		0.00%		0.00%	16.00				20.00		20.00	55.56%		0.00%	
		Truck Driver	20.00	0.00	20.00	100.00%		0.00%		0.00%	12.00				8.00		8.00	40.00%		0.00%	
	Reilly Sweeping, Inc.	OPERATING ENGINEER	40.50	4.00		0.00%	40.50	100.00%		0.00%	34.50			6.00			6.00	14.81%		0.00%	
	Savola Contracting Company	ASPHALT LABORERS	619.50	0.00	568.50	91.77%	51.00	8.23%		0.00%	323.00			229.50	67.00		296.50	47.86%	297.50	48.02%	
		HEAVY & GENERAL LABORERS	18.50	0.00	18.50	100.00%		0.00%		0.00%	18.50							0.00%	18.50	100.00%	
		LABORER	41.00	0.00	41.00	100.00%		0.00%		0.00%	41.00							0.00%	41.00	100.00%	
		OPERATING ENGINEER	235.00	0.00	199.50	84.89%	35.50	15.11%		0.00%	227.00			8.00			8.00	3.40%	99.00	42.13%	
	Trumbull Corporation	Carpenter	10,359.50	0.00	5,291.50	51.08%	3,879.50	37.45%	1,188.50	11.47%	9,936.50			423.00			423.00	4.08%	779.00	7.52%	
		HEAVY & GENERAL LABORERS	22,969.50	63.50	18,958.50	82.54%	4,011.00	17.46%		0.00%	11,470.50			3,207.50	1,314.00	6,977.50	4,521.50	19.68%	2,031.00	8.34%	
		OPERATING ENGINEER	44,835.50	294.50	36,526.50	81.47%	7,022.50	15.66%	1,286.50	2.87%	38,850.50		8.50	382.50	237.50	5,356.50	628.50	1.40%	270.50	0.60%	
		Truck Driver	4,169.00	0.00	3,894.50	93.42%	258.00	6.19%	16.50	0.40%	2,429.00				1,740.00		1,740.00	41.74%		0.00%	
	W.R. Burnett, Inc.	Truck Driver	2,795.00	0.00	2,342.25	80.22%	552.75	19.78%		0.00%				2,795.00				100.00%		0.00%	
	Work Zone Contractors, LLC	HEAVY & GENERAL LABORERS	711.50	0.00	711.50	100.00%		0.00%		0.00%	665.00			46.50			46.50	6.54%	33.00	4.64%	
		LABORER	187.00	0.00	187.00	100.00%		0.00%		0.00%	187.00							0.00%		0.00%	

Reporting from 07/01/2014 - 02/28/2018.

Workforce Utilization Totals	Total Hours Worked	Total Apprentice	NJ	NJ %	PA	PA %	All Other Localities (NOT PA or NJ)	All Other Localities (NOT PA or NJ) %	Caucasian / White	American Indian	Asian Pacific Islander	Black / African American	Latino / Hispanic	Other	Total Minorities	Minority %	Women	Women %	New Hires
	277,544.59	5,850.50	106,447.25	38.35%	164,838.83	59.39%	8,087.00	2.91%	212,268.83	2,148.50	174.50	24,585.25	14,398.50	24,979.00	40,306.75	14.52%	9,645.75	3.48%	6.50

Project Name	Company Name	Trade Description	Total Hours Worked	Total Apprentice	NJ	NJ %	PA	PA %	All Other Localities (NOT PA or NJ)	All Other Localities (NOT PA or NJ) %	Caucasian / White	American Indian	Asian Pacific Islander	Black / African American	Latino / Hispanic	Other	Total Minorities	Minority %	Women	Women %	New Hires
	ZONE STRIPING INC.	PAINTER	99.00	0.00	99.00	100.00%		0.00%		0.00%	69.00				30.00		30.00	30.30%		0.00%	

T-668A TRUMBULL Pennsylvania SFB Bridge Replacement Project	Company Name	Trade Description	117,151.75	401.00	29,043.50	17.11%	93,544.75	79.85%	3,603.50	3.08%	94,125.00	1,816.50	8.00	12,294.25	6,517.00	2,379.00	20,647.75	17.62%	4,305.00	3.67%	0.00
	Aaron Enterprises, Inc.	LABORER	2,575.00	0.00		0.00%	2,331.50	90.54%	243.50	9.46%	1,233.50			1,139.50	202.00		1,341.50	52.10%		0.00%	
		OPERATOR	2,992.00	0.00		0.00%	2,859.00	95.55%	133.00	4.45%	2,045.50			946.50			946.50	31.63%		0.00%	
	ABC Construction Co., Inc.	TRUCK DRIVER	7,525.00	0.00	482.50	6.41%	7,042.50	93.59%		0.00%	6,980.50			34.00	508.50		544.50	7.24%		0.00%	
	Armour & Sons Electric, Inc.	OPERATOR	42.50	0.00		0.00%	42.50	100.00%		0.00%	42.50							0.00%		0.00%	
	BUSTLETON SERVICES INC.	LABORER	25.00	0.00		0.00%	25.00	100.00%		0.00%	25.00							0.00%		0.00%	
		LANDSCAPE LABORER	69.50	0.00		0.00%	69.50	100.00%		0.00%	37.50			32.00			32.00	46.04%		0.00%	
	Delta Line Construction Co.	Electrician	90.00	0.00	30.00	33.33%	60.00	66.67%		0.00%	90.00							0.00%		0.00%	
		LABORER	10.00	0.00	30.00	300.00%	10.00	100.00%		0.00%				10.00			10.00	100.00%		0.00%	
		Laborer	30.00	0.00	30.00	100.00%	10.00	33.33%		0.00%	30.00							0.00%		0.00%	
		OPERATOR	10.00	0.00		0.00%	10.00	100.00%		0.00%	10.00							0.00%		0.00%	
	Diamond Humbach Construction Corp.	Asbestos Abatement	156.00	0.00		0.00%	156.00	100.00%		0.00%	56.00			100.00			100.00	64.10%		0.00%	
	Haines & Kibblehouse, Inc.	LABORER	1,470.00	0.00		0.00%	1,470.00	100.00%		0.00%	1,470.00							0.00%		0.00%	
		OPERATOR	878.75	0.00		0.00%	878.75	100.00%		0.00%	692.25			186.50			186.50	21.22%		0.00%	
		TRUCK DRIVER	4.50	0.00		0.00%	4.50	100.00%		0.00%	4.50							0.00%		0.00%	
	LB Construction Enterprises, Inc.	IRON WORKER	3,264.50	0.00	1,978.50	60.61%	1,128.00	34.55%	158.00	4.84%	2,046.00	158.00		852.50	208.00		1,218.50	37.33%		0.00%	
		Ironworker Apprentice	393.00	393.00	281.00	71.50%	112.00	28.50%		0.00%	133.00			260.00			260.00	66.16%		0.00%	
	ML RUBERTON CONSTRUCTION CO., INC.	IRON WORKER	45.00	0.00	45.00	100.00%		0.00%		0.00%	28.00		8.00	9.00			17.00	37.78%		0.00%	
		LABORER	144.25	0.00	144.25	100.00%		0.00%		0.00%	41.75			8.00	94.50		102.50	71.06%		0.00%	
		OPERATOR	69.50	0.00	69.50	100.00%		0.00%		0.00%	40.50			29.00			29.00	41.73%		0.00%	
		TRUCK DRIVER	45.00	0.00	45.00	100.00%		0.00%		0.00%	29.00			16.00			16.00	35.56%		0.00%	
	Pavilion Drainage Supply Co., Inc.	OPERATOR	10.50	0.00		0.00%		0.00%	10.50	100.00%	10.50							0.00%		0.00%	
	Plum Contracting, Inc.	Operating Engineer	8.00	8.00		0.00%	8.00	100.00%		0.00%	8.00							0.00%		0.00%	
		OPERATOR	10.00	0.00		0.00%	10.00	100.00%		0.00%	10.00							0.00%		0.00%	
	Reilly Sweeping, Inc.	OPERATOR	212.25	0.00	15.75	7.42%	196.50	92.58%		0.00%	167.50			28.25	16.50		44.75	21.08%		0.00%	
	Trumbull Corporation	CARPENTER	10,851.00	0.00	189.00	1.74%	9,919.50	91.42%	742.50	6.84%	10,851.00							0.00%	186.00	1.71%	
		CEMENT MASON	392.00	0.00	30.00	7.65%	362.00	92.35%		0.00%	348.00			33.00	11.00		44.00	11.22%		0.00%	
		DOCKBUILDER/P ILE DRIVER	16,875.00	0.00	7,646.50	45.31%	9,146.50	54.20%	82.00	0.49%	15,807.50			662.50	405.00		1,067.50	6.33%	67.50	0.40%	
		LABORER	11,324.00	0.00	4,352.00	13.89%	26,394.00	84.26%	578.00	1.85%	18,383.50			5,029.00	4,632.50	2,379.00	10,561.50	33.72%	1,345.00	4.29%	
		OPERATOR	29,469.50	0.00	2,944.50	9.66%	25,869.00	84.90%	1,656.00	5.43%	26,592.50	1,668.50		2,058.50	150.00		3,877.00	12.72%	2,671.50	8.77%	
		TRUCK DRIVER	6,152.50	0.00	822.50	13.37%	5,330.00	86.63%		0.00%	6,152.50							0.00%		0.00%	
	Work Zone Contractors, LLC	LABORER	830.50	0.00	730.50	87.96%	100.00	12.04%		0.00%	598.00			232.50			232.50	28.00%	35.00	4.21%	
	ZONE STRIPING INC	LABORER	177.00	0.00	177.00	100.00%		0.00%		0.00%	160.50				16.50		16.50	9.32%		0.00%	

Reporting from 07/01/2014 - 02/28/2018.

Workforce Utilization Totals		Total Hours Worked	Total Apprentice	NJ	NJ %	PA	PA %	All Other Localities (NOT PA or NJ)	All Other Localities (NOT PA or NJ) %	Caucasian / White	American Indian	Asian Pacific Islander	Black / African American	Latino / Hispanic	Other	Total Minorities	Minority %	Women	Women %	New Hires
		275,844.58	8,880.80	106,447.38	38.38%	164,839.83	59.39%	8,087.00	2.91%	212,258.83	2,148.50	174.80	23,885.25	14,398.50	74,979.00	40,306.78	14.52%	9,645.75	3.48%	6.50

Project Name	Company Name	Trade Description	Total Hours Worked	Total Apprentice	NJ	NJ %	PA	PA %	All Other Localities (NOT PA or NJ)	All Other Localities (NOT PA or NJ) %	Caucasian / White	American Indian	Asian Pacific Islander	Black / African American	Latino / Hispanic	Other	Total Minorities	Minority %	Women	Women %	New Hires
--------------	--------------	-------------------	--------------------	------------------	----	------	----	------	-------------------------------------	---------------------------------------	-------------------	-----------------	------------------------	--------------------------	-------------------	-------	------------------	------------	-------	---------	-----------

DB-540A TRANSORE - Electronic Toll Collection System Replacement - Design, Build & Maintain	Company Name	Trade Description	2,040.00	0.00	108.00	5.29%	875.00	42.89%	1,057.00	51.81%	321.00	0.00	158.00	674.00	285.50	631.50	1,087.50	53.31%	0.00	0.00%	0.00
	JEN ELECTRIC, INC.	Electrician	48.00	0.00	48.00	100.00%		0.00%		0.00%	48.00							0.00%		0.00%	
	Transcore LP - Harrisburg, PA	ELECTRICIAN	787.50	0.00		0.00%	335.50	42.60%	452.00	57.40%	202.50			231.00	166.50	187.50	397.50	50.48%		0.00%	
		ELECTRICIANS & TELECOMMUNICATIONS INSTALLATION TECHNICIAN	1,204.50	0.00	60.00	4.98%	539.50	44.79%	605.00	50.23%	70.50		158.00	443.00	89.00	444.00	690.00	57.29%		0.00%	

T-506A BRACY - I-78 Maintenance Garage Expansion at I-78 PA Welcome Center / Maintenance Facility	Company Name	Trade Description	31,516.58	2,072.00	1,801.00	5.71%	29,368.08	93.17%	35.00	0.11%	29,665.83	0.00	0.00	72.50	1,396.00	9,382.25	1,468.50	4.66%	861.25	2.73%	6.50
	Abbey Road Control Inc.	LABORER	566.25	0.00		0.00%	566.25	100.00%		0.00%						566.25		0.00%	262.75	46.40%	
	Ankiewicz Enterprises Inc.	LABORER	822.00	0.00		0.00%	822.00	100.00%		0.00%						822.00		0.00%		0.00%	
		OPERATING ENGINEER	201.00	0.00		0.00%	201.00	100.00%		0.00%						201.00		0.00%		0.00%	
	Bracy Construction Inc	Carpenter	1,420.50	0.00	124.50	8.76%	1,296.00	91.24%		0.00%	1,273.00				118.00	29.50	118.00	8.31%		0.00%	
		LABORER	1,426.50	0.00	668.50	46.86%	758.00	53.14%		0.00%	145.00				591.00	690.50	591.00	41.43%		0.00%	
		OPERATING ENGINEER	4.00	0.00		0.00%	4.00	100.00%		0.00%	4.00							0.00%		0.00%	
	Bridgwood Tile & Stone	TILE FINISHER	54.00	0.00		0.00%	54.00	100.00%		0.00%						54.00		0.00%		0.00%	
	Central II, Inc.	Bricklayer, Stone Mason	88.00	0.00		0.00%	88.00	100.00%		0.00%	88.00							0.00%		0.00%	
	Comprehensive Fire Technologies	ELECTRICIAN	27.50	0.00		0.00%	27.50	100.00%		0.00%	29.50					7.00		0.00%		0.00%	
	Crowley Lightning Protection, Inc.	Sprinkler Fitter	8.00	0.00		0.00%	8.00	100.00%		0.00%	6.00					2.00		0.00%		0.00%	
	David On	ELECTRICIAN	22.00	0.00		0.00%		0.00%	22.00	100.00%	22.00							0.00%		0.00%	
		LABORER	97.00	0.00		0.00%	97.00	100.00%		0.00%	97.00							0.00%		0.00%	
		Plumber	696.00	0.00		0.00%	696.00	100.00%		0.00%	696.00							0.00%		0.00%	
	Diamond Decorating, Inc.	PAINTER	718.00	638.00		0.00%	718.00	100.00%		0.00%						718.00		0.00%		0.00%	
	Empire Wrecking Co of Reading PA	HEAVY & GENERAL LABORERS	125.00	0.00		0.00%	125.00	100.00%		0.00%	7.00					118.00		0.00%		0.00%	
		LABORER	373.50	0.00		0.00%	373.50	100.00%		0.00%	164.50					209.00		0.00%		0.00%	
	Entrance Systems Inc.	Glazier	91.50	0.00		0.00%	91.50	100.00%		0.00%						91.50		0.00%		0.00%	
	FOX QUALITY ROOFING LLC	Carpenter	130.00	0.00	62.50	48.08%	67.50	51.92%		0.00%	87.50					42.50		0.00%		0.00%	
		LABORER	526.00	0.00	515.50	98.00%		0.00%		0.00%	526.00							0.00%		0.00%	
		Roofers	3,112.50	0.00	205.00	6.59%	2,756.25	88.55%		0.00%	3,032.50					80.00		0.00%		0.00%	
	GAYER INDUSTRIES INC. DBA BARKER & BARKER	ASPHALT LABORERS	45.00	0.00		0.00%	45.00	100.00%		0.00%						45.00		0.00%		0.00%	
		OPERATING ENGINEER	137.50	0.00		0.00%	137.50	100.00%		0.00%						137.50		0.00%		0.00%	
		TRUCK DRIVER	10.75	0.00		0.00%	10.75	100.00%		0.00%						10.75		0.00%		0.00%	

Reporting from 07/01/2014 - 02/28/2018.

Workforce Utilization Totals		Total Hours Worked	Total Apprentice	NJ	NJ %	PA	PA %	All Other Localities (NOT PA or NJ)	All Other Localities (NOT PA or NJ) %	Caucasian / White	American Indian	Asian Pacific Islander	Black / African American	Latino / Hispanic	Other	Total Minorities	Minority %	Women	Women %	New Hires
		277,344.58	5,850.80	100,447.25	36.35%	164,838.83	59.39%	8,087.00	2.91%	212,258.83	2,148.50	174.50	23,585.25	14,398.50	24,979.00	40,306.75	14.52%	9,645.75	3.48%	6.50

Project Name	Company Name	Trade Description	Total Hours Worked	Total Apprentice	NJ	NJ %	PA	PA %	All Other Localities (NOT PA or NJ)	All Other Localities (NOT PA or NJ) %	Caucasian / White	American Indian	Asian Pacific Islander	Black / African American	Latino / Hispanic	Other	Total Minorities	Minority %	Women	Women %	New Hires
	J. E. Scholtz custom Millwork, Jarrett Mechanical Insulation	Carpenter	13.00	0.00		0.00%		0.00%	13.00	100.00%	6.50					6.50	0.00%		0.00%	6.50	
		LABORER	6.50	0.00		0.00%	6.50	100.00%		0.00%	6.50						0.00%		0.00%		
		Heat & Frost Insulator	44.00	0.00		0.00%	44.00	100.00%		0.00%						44.00	0.00%		0.00%		
	JAYDOR CO., (A Corp.)	LABORER	70.00	0.00		0.00%	70.00	100.00%		0.00%	70.00							0.00%		0.00%	
		Millwright	70.00	0.00		0.00%	70.00	100.00%		0.00%	70.00							0.00%		0.00%	
		LABORER	17.00	0.00		0.00%	17.00	100.00%		0.00%						17.00	0.00%		0.00%		
	Michael Wallander	Plumber	115.50	0.00		0.00%	115.50	100.00%		0.00%						115.50	0.00%		0.00%		
	MODERNFOLD OF READING INC	Carpenter	42.00	0.00		0.00%	42.00	100.00%		0.00%	42.00							0.00%		0.00%	
	Palma Inc	Bricklayer, Stone Mason	14.00	0.00		0.00%	14.00	100.00%		0.00%						14.00	0.00%		0.00%		
		Cement Mason	131.00	0.00		0.00%	131.00	100.00%		0.00%						131.00	0.00%		0.00%		
		LABORER	271.00	0.00	25.00	9.23%	246.00	90.77%		0.00%						271.00	0.00%		0.00%		
	Robert Ott Robinson Steel Company	LABORER	673.00	0.00		0.00%	673.00	100.00%		0.00%	673.00							0.00%		0.00%	
		Carpenter	5.00	0.00		0.00%	5.00	100.00%		0.00%				5.00		5.00	100.00%		0.00%		
	RUBRIGHT CONSTRUCTION, INC	Bricklayer, Stone Mason	52.00	0.00		0.00%	52.00	100.00%		0.00%	21.00					31.00		31.00	59.62%		0.00%
		Carpenter	351.50	0.00		0.00%	351.50	100.00%		0.00%	271.50					2.00	78.00	2.00	0.57%		0.00%
		Cement Mason	110.50	0.00		0.00%	110.50	100.00%		0.00%	29.50					74.50	6.50	74.50	67.42%		0.00%
		Ironworker	812.58	0.00		0.00%	812.58	100.00%		0.00%	472.08					66.00	274.50	66.00	8.12%		0.00%
		LABORER	1,641.50	0.00		0.00%	1,641.50	100.00%		0.00%	899.50					225.00	517.00	225.00	13.71%		0.00%
		OPERATING ENGINEER	176.50	0.00		0.00%	176.50	100.00%		0.00%	144.50						32.00		0.00%		0.00%
		Truck Driver	135.50	0.00		0.00%	135.50	100.00%		0.00%	132.00						3.50		0.00%		0.00%
	Steel Fab Enterprises LLC	Ironworker	942.00	0.00		0.00%	942.00	100.00%		0.00%	714.00				67.50	63.50	97.00	131.00	13.91%		0.00%
	Steven Smith	LABORER	108.50	0.00		0.00%	108.50	100.00%		0.00%	108.50								0.00%		0.00%
		Plumber	686.50	0.00		0.00%	686.50	100.00%		0.00%	686.50								0.00%		0.00%
SUPREME CEILINGS INC	Carpenter	449.00	0.00		0.00%	449.00	100.00%		0.00%							449.00		0.00%		0.00%	
T. A. Silfies Masonry, LLC	BRICKLAYER	30.25	0.00		0.00%	30.25	100.00%		0.00%						30.25		30.25	100.00%		0.00%	
	Bricklayer, Stone Mason	2,425.25	0.00		0.00%	2,393.75	98.70%		0.00%	2,283.75					141.50		141.50	5.83%		0.00%	
	LABORER	1,553.25	0.00		0.00%	1,524.00	98.12%		0.00%	1,500.00						53.25	53.25	3.43%		0.00%	
Terry O'Connor Jr.	LABORER	28.00	0.00		0.00%	28.00	100.00%		0.00%	28.00								0.00%		0.00%	
	Plumber	183.50	0.00		0.00%	183.50	100.00%		0.00%	183.50								0.00%		0.00%	
Tradesmen International LLC, BETHLEHEM, PA	Carpenter	119.00	0.00		0.00%	119.00	100.00%		0.00%						119.00		0.00%		0.00%		
Tri-County Mechanical, Inc.	LABORER	944.00	0.00		0.00%	851.00	90.15%		0.00%	944.00								0.00%		0.00%	
	Pipefitter	1,871.00	0.00		0.00%	1,871.00	100.00%		0.00%	1,871.00								0.00%	398.50	21.30%	
	Sheet Metal Worker	629.50	0.00		0.00%	629.50	100.00%		0.00%	629.50								0.00%		0.00%	
William Heffert	LABORER	23.00	0.00		0.00%	23.00	100.00%		0.00%							23.00		0.00%		0.00%	
	Plumber	162.50	0.00		0.00%	162.50	100.00%		0.00%							162.50		0.00%		0.00%	
WIND GAP ELECTRIC, INC	Electrician	5,430.50	1,434.00	200.00	3.68%	5,230.50	96.32%		0.00%	2,710.00						2,720.50		0.00%	200.00	3.68%	

Reporting from 07/01/2014 - 02/28/2018.

Workforce Utilization Totals		Total Hours Worked	Total Apprentice	NJ	NJ %	PA	PA %	All Other Localities (NOT PA or NJ)	All Other Localities (NOT PA or NJ) %	Caucasian / White	American Indian	Asian Pacific Islander	Black / African American	Latino / Hispanic	Other	Total Minorities	Minority %	Women	Women %	New Hires
		277,544.58	5,850.50	106,447.25	38.35%	164,838.83	59.39%	8,087.00	2.91%	212,288.83	2,148.50	174.50	23,585.25	14,398.50	24,979.00	40,306.75	14.52%	9,645.75	3.48%	6.50

Project Name	Company Name	Trade Description	Total Hours Worked	Total Apprentice	NJ	NJ %	PA	PA %	All Other Localities (NOT PA or NJ)	All Other Localities (NOT PA or NJ) %	Caucasian / White	American Indian	Asian Pacific Islander	Black / African American	Latino / Hispanic	Other	Total Minorities	Minority %	Women	Women %	New Hires
	YCP, Inc.	LABORER	427.25	0.00		0.00%	427.25	100.00%		0.00%						427.25		0.00%		0.00%	
		OPERATING ENGINEER	49.00	0.00		0.00%	49.00	100.00%		0.00%						49.00		0.00%		0.00%	

T-644A J.D. ECKMAN - EASTON PHILLIPSBURG TB FACILITY ADMINISTRATION BLDG	Company Name	Trade Description	8,666.75	139.00	253.50	2.92%	8,319.25	94.84%	194.00	2.24%	6,771.00	0.00	0.00	624.50	1,019.00	252.25	1,643.50	18.96%	910.00	10.50%	0.00
	ESTABLISHED TRAFFIC CONTROL	HEAVY & GENERAL LABORERS	20.00	0.00		0.00%	20.00	100.00%		0.00%						20.00		0.00%		0.00%	
	Guidemark, Inc.	HEAVY & GENERAL LABORERS	232.25	0.00		0.00%	232.25	100.00%		0.00%						232.25		0.00%	13.50	5.81%	
	J.D. Eckman, Inc.	HEAVY & GENERAL LABORERS	7,900.00	0.00		0.00%	7,900.00	100.00%		0.00%	6,418.00			624.50	857.50		1,482.00	18.76%	896.50	11.35%	
	Jag'd Construction, Inc.	PAINTER	447.50	139.00	253.50	56.65%		0.00%	194.00	43.35%	286.00				161.50		161.50	36.09%		0.00%	
	Mattiola Services, LLC	HEAVY & GENERAL LABORERS	67.00	0.00		0.00%	67.00	100.00%		0.00%	67.00							0.00%		0.00%	

T-645A MJF BUILDING & FACILITIES ENERGY CONSERVATION	Company Name	Trade Description	2,683.25	528.00	816.00	30.41%	3,971.25	148.00%	0.00	0.00%	2,667.75	0.00	0.00	207.50	408.00	0.00	615.50	22.94%	0.00	0.00%	0.00
	Atlas Flasher & Supply Co.	LABORER	411.25	0.00		0.00%	411.25	100.00%		0.00%	203.75			207.50			207.50	50.46%		0.00%	
	MJF Electrical Contracting, Inc.	ELECTRIC LINEMAN	168.00	0.00		0.00%	168.00	100.00%		0.00%	168.00							0.00%		0.00%	
		ELECTRICIAN	1,696.00	528.00	408.00	24.06%	1,696.00	100.00%		0.00%	1,696.00				408.00		408.00	100.00%		0.00%	

T-645B SCHNEIDER ELECTRIC BUILDING & FACILITIES ENERGY CONSERVATION	Company Name	Trade Description	330.00	0.00	0.00	0.00%	0.00	0.00%	330.00	100.00%	330.00	0.00	0.00	0.00	0.00	0.00	0.00	0.00%	0.00	0.00%	0.00
	Schneider Electric Buildings Critical Systems, Inc.	AIR CONDITIONING & REFRIGERATION	330.00	0.00		0.00%		0.00%	330.00	100.00%	330.00							0.00%		0.00%	

T-717A BRACY Milford-Montague Toll Bridge Salt Storage Building	Company Name	Trade Description	2,009.50	0.00	60.00	2.99%	1,949.50	97.01%	0.00	0.00%	1,854.00	0.00	0.00	125.50	0.00	0.00	125.50	6.25%	0.00	0.00%	0.00
	Bracy Construction Inc.	Carpenter	50.00	0.00		0.00%	50.00	100.00%		0.00%	50.00							0.00%		0.00%	
		Cement Mason	6.00	0.00		0.00%	6.00	100.00%		0.00%	6.00							0.00%		0.00%	
		LABORER	\$2.00	0.00		0.00%	\$2.00	100.00%		0.00%	\$2.00							0.00%		0.00%	
		OPERATING ENGINEER	2.00	0.00		0.00%	2.00	100.00%		0.00%	2.00							0.00%		0.00%	
	Keystone Dirt Works, Inc.	LABORER	248.50	0.00		0.00%	248.50	100.00%		0.00%	248.50							0.00%		0.00%	
	Raymond Orchard Construction Inc.	Carpenter	240.50	0.00		0.00%	240.50	100.00%		0.00%	240.50							0.00%		0.00%	
		Dockbuilder	182.50	0.00		0.00%	182.50	100.00%		0.00%	182.50							0.00%		0.00%	
		LABORER	1,029.00	0.00		0.00%	1,029.00	100.00%		0.00%	903.50			125.50			125.50	12.20%		0.00%	

Reporting from 07/01/2014 - 02/28/2018.

Workforce Utilization Totals			Total Hours Worked	Total Apprentice	NJ	NJ %	PA	PA %	All Other Localities (NOT PA or NJ)	All Other Localities (NOT PA or NJ) %	Caucasian / White	American Indian	Asian Pacific Islander	Black / African American	Latino / Hispanic	Other	Total Minorities	Minority %	Women	Women %	New Hires
			277,344.58	6,850.50	106,447.25	38.35%	164,838.83	59.39%	8,087.00	2.91%	212,258.83	2,148.50	174.50	23,585.25	14,398.50	24,979.00	40,306.75	14.52%	9,645.75	3.48%	6.50

Project Name	Company Name	Trade Description	Total Hours Worked	Total Apprentice	NJ	NJ %	PA	PA %	All Other Localities (NOT PA or NJ)	All Other Localities (NOT PA or NJ) %	Caucasian / White	American Indian	Asian Pacific Islander	Black / African American	Latino / Hispanic	Other	Total Minorities	Minority %	Women	Women %	New Hires
	West Side Hammer Electric	ELECTRICIANS & TELECOMMUNICATIONS INSTALLATION TECHNICIAN	169.00	0.00	60.00	35.50%	109.00	64.50%		0.00%	169.00							0.00%		0.00%	

TS-687A Carr & Duff Lower Trenton Toll Supported Bridge Replacement of Sign Lighting Elements	Company Name	Trade Description	2,471.00	933.00	695.00	28.13%	1,776.00	71.87%	0.00	0.00%	2,430.00	0.00	0.00	0.00	41.00	0.00	41.00	1.66%	0.00	0.00%	0.00
	CARR & DUFF, INC	Electrician	2,183.00	933.00	634.00	29.96%	1,529.00	70.04%		0.00%	2,183.00							0.00%		0.00%	
		HEAVY & GENERAL LABORERS	33.00	0.00	33.00	100.00%		0.00%		0.00%					33.00		33.00	100.00%		0.00%	
	Service Painting, Inc.	PAINTER	255.00	0.00	8.00	3.14%	247.00	96.86%		0.00%	247.00				8.00		8.00	3.14%		0.00%	

TS-699A CARR & DUFF LOWER TRENTON TSB APPROACH TRAFFIC SIGNAL EQUIPMENT UPGRADES	Company Name	Trade Description	433.00	46.00	144.50	33.37%	288.50	66.63%	0.00	0.00%	389.50	0.00	0.00	0.00	123.50	0.00	123.50	28.52%	0.00	0.00%	0.00
	CARR & DUFF, INC	ELECTRIC LINEMAN	21.50	0.00		0.00%	21.50	100.00%		0.00%	21.50							0.00%		0.00%	
		ELECTRICIAN	288.00	46.00	21.00	7.29%	267.00	92.71%		0.00%	288.00							0.00%		0.00%	
		HEAVY & GENERAL LABORERS	123.50	0.00	123.50	100.00%		0.00%		0.00%					123.50		123.50	100.00%		0.00%	

Reporting from 07/01/2014 - 02/28/2018.

Delaware River Joint Toll Bridge Commission
Meeting of March 26, 2017

MINORITY, WOMEN AND SMALL BUSINESS ENTERPRISE PROGRAM OVERVIEW

The Delaware River Joint Toll Bridge Commission implemented a one-year Minority Business Enterprise (MBE) pilot program, with a 7% participation goal, and the Women Business Enterprise (WBE) pilot program with a 3% goal. These goals applied to consultants and contractors' participating in the Commission's Capital Program and were effective on September 1, 2008.

At its December 2008 Commission Meeting, the Commission revised the pilot program to specify a 25% Small Business Enterprise (SBE) goal to New Jersey assigned consultant contracts in lieu of the previously specified 7% MBE and 3% WBE goals.

At its December 2010 Commission Meeting, due to the success of the Commission's MWSBE Pilot Program, the Delaware River Joint Toll Bridge Commission adopted a resolution for permanent status of the Minority Business Enterprise (MBE) program, with a 7% participation goal, and the Women Business Enterprise (WBE) program with a 3% goal, and the Small Business Enterprise (SBE) program with a 25% goal. These goals apply to consultants and contractors' participating in the Commission's Capital Program.

The Contract Compliance Department continues to monitor, update and analyze the payments for the MWSBE diversity program.

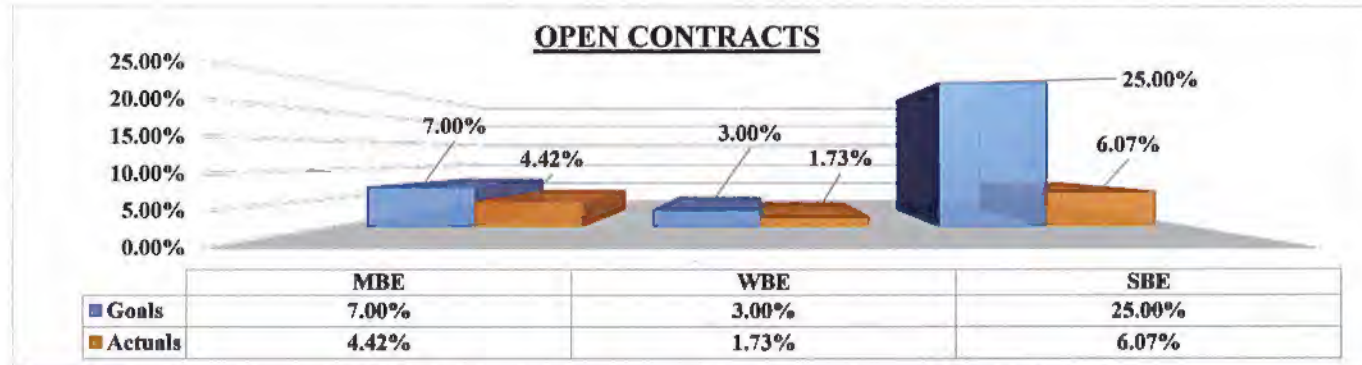
a) PA Assigned Professional Services Contracts:	7% MBE and 3% WBE
b) No State Assigned Professional Services Contracts:	7% MBE and 3% WBE
c) Capital Plan Construction Contracts:	7% MBE and 3% WBE
d) NJ Assigned Professional Services Contracts:	25% SBE

Numerous diversified businesses have benefited and continue to benefit from the Commission's previous M/W/SBE Program. The number of Contracts awarded during the MWSBE Program are as follows:

➤ Active Contracts:	11
➤ Completed Contracts:	66
➤ Total Capital Program Contracts:	77
➤ Total Number of Contractors:	133

As of July 1, 2014 projects fall into the status now commonly referred to as IBE (Identified Business Enterprise) with a projected target to be or to exceed 25% of the total project award amount.

Minority, Women and Small Business Enterprise Payment Reporting February-18



SUMMARY TOTALS		MBE		WBE		SBE	
M/WBE Summary Totals	\$ 34,245,936.22	ACTUAL	VALUE	ACTUAL	VALUE	ACTUAL	VALUE
SBE Summary Totals	\$ 3,689,614.63	4.42%	\$ 1,514,583.56	1.73%	\$ 593,949.08	6.07%	\$ 224,004.41

CONTRACT NO.	CONTRACTOR / CONSULTANT	CONTRACT VALUE	TOTAL PAYMENTS TO DATE	MBE GOAL 7.0 %	MBE VALUE	WBE GOAL 3.0 %	WBE VALUE	SBE GOAL 25.0 %	SBE VALUE
C-502A	AECOM Transp.	\$ 30,397,000.00	\$ 25,580,577.26	4.34%	\$ 1,319,428.97	1.45%	\$ 507,131.45		\$ -
C-628A	Dewberry	\$ 1,000,000.00	\$ 508,703.24	4.06%	\$ 40,585.66	4.88%	\$ 48,768.23	4.33%	\$ 43,294.17
C-627B	French & Parello	\$ 500,000.00	\$ 278,142.94		\$ -		\$ -		\$ -
C-629A	Hill International	\$ 300,000.00	\$ 181,931.20		\$ -		\$ -	13.66%	\$ 40,993.70
C-556A	Pennoni Associates	\$ 389,614.63	\$ 323,615.98		\$ -		\$ -	12.88%	\$ 50,193.77
TTS-634AR	J. Fletcher Cramer	\$ 896,808.00	\$ 849,577.50	8.35%	\$ 74,885.53	0.42%	\$ 3,755.75		\$ -
C-628B	Louis Berger Group	\$ 1,000,000.00	\$ 849,510.17		\$ -		\$ -	7.56%	\$ 75,584.81
C-549AR	Jacobs Engineering	\$ 452,128.22	\$ 445,549.97	7.91%	\$ 35,742.16	3.07%	\$ 13,866.11		\$ -
C-599A	McCormick & Taylor	\$ 1,000,000.00	\$ 283,117.05		\$ -	0.50%	\$ 5,000.00		\$ -
C-629B	Michael Baker	\$ 500,000.00	\$ 329,371.12		\$ -		\$ -	2.79%	\$ 13,937.96
C-621A	Rummel Klepper & Kahl	\$ 500,000.00	\$ 493,465.32	8.79%	\$ 43,941.24	3.09%	\$ 15,427.54		\$ -

MBE = Minority Business Enterprise

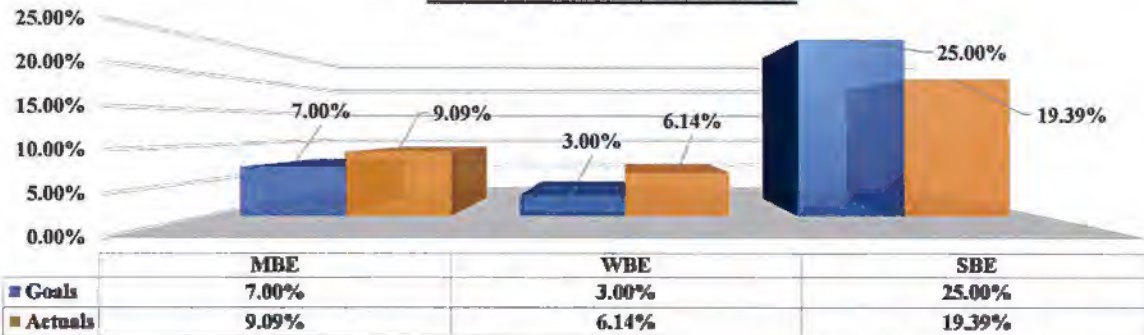
WBE = Women Business Enterprise

SBE = Small Business Enterprise

Data represents payments made from the start of the MWSBE program up to 02/28/2018.

Minority, Women and Small Business Enterprise Payment Reporting

COMPLETED CONTRACTS



SUMMARY TOTALS		MBE		WBE		SBE	
M/WBE Summary Totals	\$ 128,684,944.08	ACTUAL	VALUE	ACTUAL	VALUE	ACTUAL	VALUE
SBE Summary Totals	\$ 16,433,918.99	9.09%	\$ 11,702,579.34	6.14%	\$ 7,907,002.78	19.39%	\$ 3,185,920.49

*Categories highlighted below indicates the Prime has either met or exceeded the target.

CONTRACT NO.	CONTRACTOR / CONSULTANT	CONTRACT VALUE	MBE GOAL 7.0 %	MBE VALUE	WBE GOAL 3.0 %	WBE VALUE	SBE GOAL 25.0 %	SBE VALUE
DB-427B	A.P. Construction	\$ 4,356,866.00	10.00%	\$ 435,686.60	7.30%	\$ 318,051.22		\$ -
T/TS-573A	A.P. Construction	\$ 7,823,588.00	7.69%	\$ 601,633.92	4.92%	\$ 384,920.53		\$ -
T-440BR	A.P. Construction	\$ 4,608,295.33	11.70%	\$ 539,170.55	7.33%	\$ 337,788.05		\$ -
TTS-476A-2	A.P. Construction	\$ 3,511,153.06	7.20%	\$ 252,803.02	5.50%	\$ 193,113.42		\$ -
T-472A	Allied Painting	\$ 15,595,983.76	9.70%	\$ 1,512,810.42	15.00%	\$ 2,339,397.56		\$ -
C-443A	Ammann & Whitney	\$ 770,909.81	10.00%	\$ 77,090.98	14.00%	\$ 107,927.37		\$ -
C-445A	Ammann & Whitney	\$ 920,304.08	7.20%	\$ 66,261.89	3.20%	\$ 29,449.73		\$ -
T-474A	Bracy Contracting	\$ 2,660,000.00	6.05%	\$ 160,930.00	2.87%	\$ 76,342.00		\$ -
C-474A	Brinjac	\$ 287,603.87	8.00%	\$ 23,008.31	9.00%	\$ 25,884.35		\$ -
C-627A	Buchart Horn	\$ 132,374.35	0.00%	\$ -	0.00%	\$ -		\$ -
C-598A	Burns Group	\$ 408,272.00		\$ -		\$ -	8.00%	\$ 32,661.76
C-454A	Carroll Engineers	\$ 500,000.00	18.10%	\$ 90,500.00	5.90%	\$ 29,500.00		\$ -
C-543A	Cherry Weber	\$ 612,233.00		\$ -		\$ -	28.30%	\$ 173,261.94
C-639A	Cherry Weber	\$ 401,455.40	18.10%	\$ 72,663.43	5.90%	\$ 23,685.87		\$ -
T-498A	Cornell & Co.	\$ 1,999,015.22	9.30%	\$ 185,908.42	6.30%	\$ 125,937.96		\$ -
T-554A	Dayspring Electric	\$ 232,117.66	0.00%	\$ -	0.00%	\$ -		\$ -
C-454B	French & Parello	\$ 500,000.00		\$ -		\$ -	17.00%	\$ 85,000.00
C-453A	Gannett Fleming	\$ 1,000,000.00	5.33%	\$ 53,300.00	0.87%	\$ 8,700.00		\$ -
C-598B	Gannett Fleming	\$ 367,353.90		\$ -		\$ -	8.95%	\$ 32,878.17
C-566A	Greenman Pedersen	\$ 350,675.02	9.54%	\$ 33,464.64	0.83%	\$ 2,924.37		\$ -
C-599B	Greenman Pedersen	\$ 1,000,000.00		\$ -		\$ -	4.00%	\$ 40,000.00
CM-437A	Greenman Pedersen	\$ 2,559,020.59		\$ -		\$ -	19.50%	\$ 499,009.02
CM-440B	Greenman Pedersen	\$ 753,336.71		\$ -		\$ -	17.64%	\$ 132,888.60
T-441A	H & G Contractors	\$ 1,586,698.00	6.60%	\$ 104,722.07	1.57%	\$ 24,911.16		\$ -
C-530A	Hill International	\$ 400,000.00	2.50%	\$ 10,000.00	0.00%	\$ -		\$ -
CM-427B	Hill International	\$ 629,749.00		\$ -		\$ -	13.60%	\$ 85,645.86
CM-447B	Hill International	\$ 973,401.52	4.10%	\$ 39,909.46	2.10%	\$ 20,441.43		\$ -
CM-442A	Hill International	\$ 319,826.73		\$ -		\$ -	25.14%	\$ 80,404.44
CM-573A	Hill International	\$ 1,038,384.48	6.20%	\$ 64,379.84	5.80%	\$ 60,226.30		\$ -
T-506A	HRI	\$ 13,727,411.69	7.17%	\$ 984,255.42	2.91%	\$ 399,467.68		\$ -
TS-505A	IEW	\$ 661,352.00	55.00%	\$ 363,743.60	8.93%	\$ 59,058.73		\$ -
DB-563A	J. Fletcher Creamer	\$ 1,283,717.00	15.00%	\$ 192,557.55	4.00%	\$ 51,348.68		\$ -
T-437A	J.D. Eckman	\$ 24,412,321.90	7.48%	\$ 1,826,041.68	3.04%	\$ 742,134.59		\$ -
TS-442A	James A. Anderson	\$ 2,149,268.62	6.30%	\$ 135,403.92	1.30%	\$ 27,940.49		\$ -
TS-443A	James A. Anderson	\$ 2,461,975.00	0.00%	\$ -	6.10%	\$ 150,180.48		\$ -
T-543A	James D. Morrissey	\$ 6,683,640.40	4.80%	\$ 320,814.74	8.64%	\$ 577,466.53		\$ -

MBE = Minority Business Enterprise / WBE = Women Business Enterprise / SBE = Small Business Enterprise
Data represents payments made from the start of the MWSBE program up to the completion of each referenced contract.

SUMMARY TOTALS		MBE		WBE		SBE	
M/WBE Summary Totals	\$ 128,684,944.08	ACTUAL	VALUE	ACTUAL	VALUE	ACTUAL	VALUE
SBE Summary Totals	\$ 16,433,918.99	9.09%	\$ 11,702,579.34	6.14%	\$ 7,907,002.78	19.39%	\$ 3,185,920.49

*Categories highlighted below indicates the Prime has either met or exceeded the target.

CM-444A	JMT	\$ 905,196.00	9.50%	\$ 85,993.62	2.80%	\$ 25,345.49	\$ -
CM-506A	JMT	\$ 1,459,000.00	7.65%	\$ 111,613.50	2.40%	\$ 35,016.00	\$ -
CM-543A	JMT	\$ 752,729.58		\$ -		\$ -	30.60% \$ 230,335.25
C-506A	KS Engineers	\$ 1,156,622.33	63.38%	\$ 733,067.23	13.44%	\$ 155,450.04	\$ -
TTS-476A-1	Kyle Conti	\$ 4,128,641.00	0.09%	\$ 3,715.78	9.00%	\$ 371,577.69	\$ -
DB-562A	M.L. Ruberton	\$ 344,492.68	8.30%	\$ 28,592.89	3.80%	\$ 13,090.72	\$ -
T-475A	Miniscalco	\$ 68,229.51	2.25%	\$ 1,535.16	1.20%	\$ 818.75	\$ -
TS-445A	Neshaminy Contractors	\$ 6,285,926.10	16.90%	\$ 1,062,321.51	2.70%	\$ 169,720.00	\$ -
TS-447B	Neshaminy Contractors	\$ 8,955,586.24	8.60%	\$ 770,180.42	2.58%	\$ 231,054.12	\$ -
C-437B	Parsons Brinkerhoff	\$ 2,254,674.00		\$ -		\$ -	22.54% \$ 508,203.52
C-437A	Pennoni Associates	\$ 764,181.39		\$ -		\$ -	24.00% \$ 183,403.53
C-455B	Remington & Vernick	\$ 400,000.00		\$ -		\$ -	2.49% \$ 9,960.00
TS-444A	Road-Con	\$ 7,814,850.68	4.87%	\$ 380,583.23	0.31%	\$ 24,226.04	\$ -
T-639A	Road-Con	\$ 3,324,313.00	0.00%	\$ -	13.90%	\$ 462,079.51	\$ -
T-624A	Sparwick	\$ 874,601.00	7.60%	\$ 66,469.68	0.75%	\$ 6,559.51	\$ -
C-440B	Stantec	\$ 728,011.79	4.75%	\$ 34,580.56	2.80%	\$ 20,384.33	\$ -
C-440A	Stantec	\$ 405,011.03	4.80%	\$ 19,440.53	6.60%	\$ 26,730.73	\$ -
C-600A	STV	\$ 800,000.00		\$ -		\$ -	12.60% \$ 100,800.00
CM-472A	STV	\$ 1,728,385.40		\$ -		\$ -	23.80% \$ 411,355.73
CM-474A	STV	\$ 291,172.17	0.00%	\$ -	0.00%	\$ -	\$ -
C-538A	STV	\$ 500,000.00	1.25%	\$ 6,250.00	31.20%	\$ 156,000.00	\$ -
CM-443A	STV	\$ 204,152.63	16.75%	\$ 34,195.57	11.00%	\$ 22,456.79	\$ -
CM-445A	STV	\$ 682,064.44		\$ -		\$ -	26.00% \$ 177,336.75
CM-498A	STV	\$ 571,665.66	12.00%	\$ 68,599.88	2.40%	\$ 13,719.98	\$ -
C-453B	T & M Associates	\$ 1,000,000.00		\$ -		\$ -	18.90% \$ 189,000.00
C-07-11	Transystems	\$ 747,493.55		\$ -		\$ -	21.05% \$ 157,347.39
C-447B	Transystems	\$ 666,016.64	8.00%	\$ 53,281.33	2.00%	\$ 13,320.33	\$ -
CM-476A	Trumbull	\$ 699,250.00	13.60%	\$ 95,098.00	6.10%	\$ 42,654.25	\$ -
C-505A	Urban Engineers	\$ 154,598.70		\$ -		\$ -	36.50% \$ 56,428.53

MBE = Minority Business Enterprise / WBE = Women Business Enterprise / SBE = Small Business Enterprise
Data represents payments made from the start of the MWSBE program up to the completion of each referenced contract.

DELAWARE RIVER JOINT TOLL BRIDGE COMMISSION

Meeting of March 26, 2018

COMMUNICATIONS

The following Pages reflect the reports on those items assigned to the Communications Department. Each item is reported separately and page numbered accordingly.

DELAWARE RIVER JOINT TOLL BRIDGE COMMISSION
Meeting of March 26, 2018

OPERATIONS INDEX
FOR
COMMUNICATIONS

SUBJECT	DESCRIPTION	PAGE NUMBER
Communications	Status Report Month of February 2018	1-4

DELAWARE RIVER JOINT TOLL BRIDGE COMMISSION
Meeting of March 26, 2018

COMMUNICATIONS REPORT
February 2018

- **COMMISSION AWARENESS EFFORTS:**

Scudder Falls Bridge Replacement Project – Continued weekly updating of the project website – www.scudderfallsbridge.com. This involved travel advisory and construction information updates on the homepage. Other tasks included: establishment of detour maps for I-95/Route 29 interchange closures; making NJ511 posts; uploading progress photos; monitoring Facebook pages and making weekly posts; and posting special travel alerts, such as for emergency pothole repairs. The website is in the process of a redesign that will refocus the website to emphasize project construction progress and the impending start of tolling in 2019. The current project website was designed for project need, purpose and design and has been tweaked for current construction activities. Also the CMS is difficult to use and navigate. The redesign work involves the project public involvement consultant and website subconsultant Stokes Creative Group.

Annual Reports – Provided all standard article content and corresponding photographs to media consultant Bellevue Communications. Completed editing and rewriting of all article submissions (17 files) from media consultant Bellevue Communications. Formatted and vetted all final content. All material relayed via Hightail or Dropbox. Only outstanding content is the feature article on the free bridge movement and the creation/first meetings of the Commission's predecessor agency. This should be completed during the first full week of March.

- **MEDIA RELATIONS:**

Hot Topics: Crash closes Northampton Street Bridge; traffic shift for NJDOT project on Route 22 west in Phillipsburg; Boy Scout council honors former DRJTBC District III superintendent Bryan Hill; Lower Trenton Bridge's "Trenton Makes The World Takes" sign glows green at time of Philadelphia Eagles victory; former Commissioner Ed Smith to retire from his Warren County freeholder seat; NJDOT to pursue safety fence along I-80 cliffside east of Delaware Water Gap Toll Bridge; Scudder Falls Bridge project ramp closures at I-95/Route 29 interchange in New Jersey; multi-agency effort to redesignate orphan section of I-95 in Bucks County, PA. as I-295; George Washington's 286th birthday commemorated at Washington Crossing Historic Park; homeless man with large knife arrested at Scudder Falls Bridge project staging area; letter to editor questions toll facilities on interstate highway system; PA Turnpike-I-95 connector project nears major milestone; Scudder Falls Bridge project travel restrictions; presentation on Scudder Falls Bridge Replacement Project given to American Society of Civil Engineers' local chapter; things no one tells you before moving to the Lehigh Valley.

DELAWARE RIVER JOINT TOLL BRIDGE COMMISSION
Meeting of March 26, 2018

- **COMMUNITY AFFAIRS:** (Please refer to Community Affairs report)
Edited winter newsletter. Reviewed various draft communications. Coordinated on responses to various Scudder Falls project inquiries, including potholes and noise.
- **WEBSITE:**
Uploaded 2017 traffic engineering report. Corrected 2016 online AADT traffic statistics. Recalculated and confirmed 2017 AADT figures for placement on agency website. Updated press releases “disclaimer” to reflect 2017 traffic data – 143.8 million vehicular crossings.

INTERNAL/EXTERNAL COMMUNICATIONS

- Issued 12 press releases/travel advisories in February. All but three were travel advisories or alerts for the Scudder Falls Bridge Replacement Project. The exceptions were: travel restrictions for lighting project work at the Delaware Water Gap (I-80) Toll Bridge, architectural design contract award for redesigned Trenton-Morrisville facility, and implementation of green lighting scheme at Lower Trenton Bridge’s “Trenton Makes” sign at time of Philadelphia Eagles’ Super Bowl appearance/victory.
- The Commission website – www.drjtbc.org – recorded 10,476 sessions (visits in February. That is a decrease from January (11,877 sessions – corrected figure) and an increase over February 2017 when 6,238 sessions were recorded (partial figure due to website transitioning). The bulk of February visits were new users. The bounce rate – down slightly from the previous month – was normal for a website of the Commission’s type.
- Attended D&R Bicycle Connector Project meeting at Thomas Edison State University in Trenton. Initiated efforts to schedule meeting between that project’s consulting engineers and Commission representatives.
- Participated in I-95/I-295 Redesignation PR focus WebEx conference call meeting.
- Attended Central Jersey Transportation Forum meeting in Hillsborough, NJ.
- Provided various responses to website inquiries, including status of Commission’s former brass toll tokens and PA Rep. Warren constituent seeking to extend commuter discount to an E-ZPass issuing system that does not process Commission toll transactions.
- Replied to Bloomberg news reporter inquiry concerning 2017 bond sale and any potential impacts of recent federal tax changes; too early to tell what impacts – if any – may be.
- Gave initial response to representative (Scott Miller) of Washington Crossing Business Association regarding future presentation on Scudder Falls Bridge Replacement Project; will establish date in follow-up call.
- Worked with media consultant Pete Peterson of Bellevue Communications to provide response to Trenton Times photographer inquiry regarding impetus for the green color scheme on the Lower Trenton Bridge’s “Trenton Makes” sign.

DELAWARE RIVER JOINT TOLL BRIDGE COMMISSION
Meeting of March 26, 2018

- Corresponded with Jill Horner of Comcast cable TV regarding site of upcoming Comcast Newsmakers segment taping on the Scudder Falls Bridge Replacement Project.
- Replied to Council of State Governments inquiry (Kathryn Price) regarding the Commission's federal Compact.
- Drafted proclamation for 14 Commission employees who participated in back-to-back suicide prevention attempts at the Calhoun Street Bridge; arranged and picked up framed documents; facilitated photographing of the award at the Commission's Feb. 26 meeting.
- Updated agency information and salaries for New Jersey Legislative Manual.
- Contacted Steve Dowdalls of Signals Service Comp. regarding photographs of 2016 microwave traffic counter system installation. Subsequently staged photograph with NH-L maintenance.
- Met with Scudder Falls project senior resident engineer, Randy Merrill, to straighten out mapping and affected routes of ramp closures at I-95/Route 29 interchange.
- Drafted list of changes/updates to be made for Scudder Falls project's AET video.
- Worked with Scudder Falls project public involvement consultant, McCormick Taylor, to remove untoward, gratuitous or inaccurate comment posts on project and AET videos posted on YouTube platform.
- Acquired Indiana bat photo from consulting firm to U.S. Fish and Wildlife Service.
- Requested online correction to LehighValleyLive.com article post stating that credit cards are accepted at the Easton-Phillipsburg (Route 22) Toll Bridge; correction was later made.
- Updated Commission acronyms list.
- Uploaded and posted latest progress photos for Scudder Falls Bridge Replacement Project.
- Returned call of New Jersey woman who wrongly attributed an accident-related weekend detour to Scudder Falls Bridge construction; have been unable to reach the woman on three occasions but left a message.
- Handled NJ101.5 FM radio advertising department inquiry regarding alleged "marketing campaign" for redesignation of I-95 orphan segment to I-295; the marketing campaign apparently has more to do with the opening of the PA Turnpike's I-95 interchange and less to do with the roadway redesignation currently taking place.
- Forwarded copy of February 26 Commissioners proclamation to Human Resource (Cruz) for inclusion in respective personnel files.
- Responded to Tara Race of GPS navigation info firm TomTom regarding future routing of Scudder Falls Bridge traffic; provided her with copy of Commission size/weight restricted bridges info.
- Reviewed I-78 VMS signs and recommend changes to the project team.
- Requested relocation of 2492 River Road address location on MapQuest; location was appearing at I-95/Scudder Falls rather than Route 202 Solebury, PA.

DELAWARE RIVER JOINT TOLL BRIDGE COMMISSION
Meeting of March 26, 2018

- Chronicled Lower Makefield Facebook page posts on administration building tree cutting.

DELAWARE RIVER JOINT TOLL BRIDGE COMMISSION

Meeting of March 26, 2018

**OPERATIONS INDEX
FOR
COMMUNITY AFFAIRS**

SUBJECT	DESCRIPTION	PAGE NUMBER
Community Affairs	Status Report Month of February 2018	1

DELAWARE RIVER JOINT TOLL BRIDGE COMMISSION
Meeting of March 26, 2018

Community Affairs Report

February 2018

The following Community Affairs activity took place during February 2018:

Scudder Falls Public Involvement

Assisted in review and response to messages received via the Commission and Scudder Falls project websites, as appropriate. Concerns included potholes, noise and detours, and request for documents.

Lower Trenton Toll Supported Bridge sign rehabilitation:

Received several emails from residents very happy with the "Trenton Makes The World Takes" sign rehabilitation, particularly the green lights earlier in February. Provided information about the night of testing to residents with a view of the bridge, with which they were very pleased.

Lehigh Valley Chamber of Commerce

Attended the Chamber's Transportation Committee meeting. Tom Shortell, the Morning Call "Road Warrior" was present to hear topics of concerns of the members to cover in his newspaper column.

Workplace Safety Committee

Attended meeting of the Workshop Safety Committee and facility inspection at the I-78 toll facility.

Commission Newsletter

Completed creation and production of winter edition of River Currents newsletter.

Various Community Relations

Handled miscellaneous requests from customers regarding toll charges and E-ZPass violation disputes and violations received by emergency vehicles. Researched status of New Jersey Senate Bill S131, concerning advance notification of projects that would impede traffic.

DELAWARE RIVER JOINT TOLL BRIDGE COMMISSION

Meeting of March 26, 2018

ENGINEERING

The following Pages reflect the reports on those items assigned to the Engineering Department. Each item is reported separately and page numbered accordingly.

DELAWARE RIVER JOINT TOLL BRIDGE COMMISSION

Meeting of March 26, 2018 PROJECT STATUS REPORT

FACILITY	PM/PAM	CONTRACT DESCRIPTION	PAGE
Lower Trenton Toll Supported Bridge	CTH/RWL	Trenton Makes Sign <ul style="list-style-type: none"> Replacement of Sign, Design, C-628A-7 Construction Management, C-703A-1 Promotional Video, C-703A-2 Construction, TS-687A 	1-2
	CAS/RWL	NJ Approach Traffic Signal Upgrades <ul style="list-style-type: none"> Design Contract C-627B-4 	2
	VMF/CAS	<ul style="list-style-type: none"> Construction Contract, TS-699A 	2
Scudder Falls Toll Supported Bridge	KMS/RWL	Scudder Falls Bridge Replacement Project <ul style="list-style-type: none"> Final Design Services, Contract C-660A Construction Contract, T-668A 	3
	CTH/KMS	<ul style="list-style-type: none"> Construction Management, CM-669A 	4
	CLR/KMS	<ul style="list-style-type: none"> Construction Inspection, PA Approaches, CI-671A Construction Inspection, Main River, CI-672A 	4-5
	VMF/CLR/KMS	<ul style="list-style-type: none"> Construction Inspection, NJ Approaches, CI-673A 	5
	KMS/RWL	DMC Services for Construction of the SFB Project <ul style="list-style-type: none"> Oversight of Final Design, C-502A-2I 	5-6
	CTH/KMS	Public Involvement Services <ul style="list-style-type: none"> Design Contract, C-662A 	7
	KMS/RWL	Capital Program Management Consultant (CPMC) & Design Management Consultant (DMC) Services for the I-95/Scudder Falls Bridge Improvement Project <ul style="list-style-type: none"> CPMC Services 2016, C-502A-1L 	7
	VMF/CLR/KMS	Interim Deck Repairs <ul style="list-style-type: none"> Construction Contract TS-677A 	8
	CAS/RWL	Commission Administration Building at Scudder Falls <ul style="list-style-type: none"> Design Contract, C-707A Construction Management, CM-707A 	8-9
New Hope-Lambertville Toll Bridge	WMC/RFM	Floor System Rehabilitation <ul style="list-style-type: none"> Design Services, C-702B-2 Construction, T-708A 	9
I-78 Toll Bridge	RJZ/RWL	I-78 Toll Bridge Maintenance Garage <ul style="list-style-type: none"> Preliminary, Final, & Post Design Services, C-508A Code Compliance Plan Review and Inspections, C-696A-1 Construction Management Services, CM-508A Construction Contract, T-508A 	9-11

Notes: Facilities are listed South to North

The first set of initials indicate the Project Manager and the second set of initial indicate the Program Area Manager

Project Manager Legend

WMC – M. Cane
CTH – C. Harney

RSL – R. Luciani
VMF – V. Fischer

Program Area Manager Legend

KMS – K. Skeels
CAS – C. Straccioli
RFM – Ronald Mieszkowski

RJZ – R. Zakharia
RLR – R. Rash
CLR – C. Rood

DELAWARE RIVER JOINT TOLL BRIDGE COMMISSION
Meeting of March 26, 2018
PROJECT STATUS REPORT

I-78 Toll Bridge	VMF/CTH/KMS	I-78 Bridges and Approach Slab Rehabilitation <ul style="list-style-type: none"> Design Contract, C-644A Construction Management/Inspection, CM-644A Construction, T-644A 	12
	VMF/CTH/KMS	Restriping of the Merge Lanes Exiting the Toll Plaza <ul style="list-style-type: none"> Design Contract, C-628A-8 	13
Easton-Phillipsburg Toll Bridge	CTH/RWL	Salt Storage Facility <ul style="list-style-type: none"> Design, C-702B-3 	13
Milford-Montague Toll Bridge	CTH/RWL	Salt Storage Facility <ul style="list-style-type: none"> Design, C-702B-4 Construction Management, C-703A-3 Construction, T-717A 	14
Multiple Facilities and/or Commission-Wide	JRB/RFM	Approach Roadway Improvements at the Centre Bridge- Stockton, New Hope-Lambertville, and Uhlerstown- Frenchtown Toll Supported Bridges <ul style="list-style-type: none"> Design, C-715A-1 	15
	RJZ/RWL	Phase 1 Toll Collection Counting Facilities - District 2 & 3 <ul style="list-style-type: none"> Preliminary, Final & Post Design Services, C-696B-1 	15
	WMC/RWL	Electronic Surveillance/ Detection System <ul style="list-style-type: none"> ESS Maintenance Contract, DB-575A 	16
	WMC/RWL	Wireless Video Network Specification & Peer Review <ul style="list-style-type: none"> Design Contract, C-621A-5 Request For Proposal Development, C-701A-6 	16
	CAS/RWL	Electronic Toll Collection <ul style="list-style-type: none"> Customer Service Center/Violation Processing Center Project, DB-584A 	16
	CAS/RSL	<ul style="list-style-type: none"> Traffic Count Program Upgrade, DR-550A 	16-17
	CAS/RWL	Electronic Toll Collection System Replacement <ul style="list-style-type: none"> Design, Build, and Maintain, DB-540A Toll System Performance Review and Audit/Operational Assessment, C-701A-3 Toll Plaza LED Sign Installation & Integration, C-701A- 4 	17-18
	CAS/RWL	Level 3 Investment Grade Traffic & Revenue Forecasts <ul style="list-style-type: none"> C-549AR 	18
	RFM/RWL	Bridge Monitoring System <ul style="list-style-type: none"> Design for Select Bridges, C-628B-6 	19
	RJZ/RWL	Buildings & Facilities Energy Conservation Measures <ul style="list-style-type: none"> Preliminary, Final & Post Design Services, C-657A-3 Construction, Electrical, T-645A Construction, Mechanical, T-645B 	19-20
	RFM/RWL	General Engineering Consultant Annual Inspections <ul style="list-style-type: none"> 2015-2016 Annual Inspections, C-684A 	21
	CAS/RWL	2015-2016 Traffic Engineering Consultant <ul style="list-style-type: none"> C-686A 	21

Notes: Facilities are listed South to North

The first set of initials indicate the Project Manager and the second set of initial indicate the Program Area Manager

Project Manager Legend

WMC – M. Cane
CTH – C. Harney

RSL – R. Luciani
VMF – V. Fischer

Program Area Manager Legend

KMS – K. Skeels
CAS – C. Straccioli
RFM – Ronald Mieszkowski

RJZ – R. Zakharia
RLR – R. Rash
CLR – C. Rood

DELAWARE RIVER JOINT TOLL BRIDGE COMMISSION

**March 26, 2018
PROJECT STATUS REPORT**

LOWER TRENTON TOLL-SUPPORTED BRIDGE

REPLACEMENT OF “TRENTON MAKES THE WORLD TAKES SIGN” LIGHTING ELEMENTS

DESIGN

Task Order Assignment No. C-628A-7

Dewberry was issued Notice to Proceed effective November 29, 2016. A project kick-off meeting was held with Dewberry and their sub-consultants, The Lighting Practice & ACT Engineers, on December 2, 2016. Local stakeholder meetings were held on February 1st & 2nd 2017 briefing attendees on the sign lighting concept and schedule moving forward. The designer submitted final construction bid documents and assisted with bid review/evaluations Dewberry is assisting with final testing and training as necessary.

CONSTRUCTION MANAGEMENT

Task Order Assignment No. C-703A-1

Urban Engineers was issued Notice to Proceed effective June 26, 2017. A project kick-off meeting was held with Urban on July 14, 2017. Urban is providing a part time Project Manager, full time Resident Engineer/Inspector and part time Scheduler through this task order assignment. Urban is assisting with project closeout and final testing and training as necessary.

PROMOTIONAL VIDEO

Task Order Assignment No. C-703A-2

Urban Engineers was issued Notice to Proceed effective October 20, 2017. A project kick-off meeting was held with Urban and Stokes on October 20, 2017. Urban is working with Stokes Creative Group to produce a promotional video highlighting the history and relighting efforts associated with the “Trenton Makes The World Takes” sign. Stokes continues to monitor project progress.

DELAWARE RIVER JOINT TOLL BRIDGE COMMISSION

March 26, 2018 PROJECT STATUS REPORT

CONSTRUCTION Contract No. TS-687A

At the May 22, 2017 Commissioners Meeting, the Commission awarded Contract TS-687A, Lower Trenton Toll-Supported Bridge, Replacement of Sign Lighting Elements to Carr & Duff, Inc. The Commission issued the full Notice to Proceed effective June 26, 2017.

A project kick-off meeting was held with Carr & Duff on July 14, 2017. Carr & Duff have concluded tasks related to replacing the sign lighting elements. System testing and training are continuing as well as project closeout efforts.

LOWER TRENTON TOLL-SUPPORTED BRIDGE

NJ APPROACH TRAFFIC SIGNAL UPGRADES Contract No. C-627B-4

French & Parrello Associates (FPA) prepared a change of plans to include additional pedestrian signal heads on all four corners of the New Warren Street and William Trent Place intersection. Carr & Duff submitted a price for this work and a change order was issued. All equipment installation is complete and work on punch list items is underway.

Construction Contract No. TS-699A

Carr & Duff, Inc. (C&D) was awarded this contract at the Commission's March 2017 meeting and issued their full Notice to Proceed effective April 21, 2017.

Project substantial completion was met on February 14, 2018. Pay Estimate No. 2, which included the recently installed UPS system in a new auxiliary cabinet, a new pedestrian signal pole, six pedestrian push buttons and four new pedestrian signal heads at the intersection of New Warren St. and William Trent Place, was signed by C&D and is being processed.

DELAWARE RIVER JOINT TOLL BRIDGE COMMISSION

**March 26, 2018
PROJECT STATUS REPORT**

SCUDDER FALLS BRIDGE REPLACEMENT PROJECT

**FINAL DESIGN
Contract No. C-660A**

During the February reporting period Michael Baker Jr., Incorporated (Baker) of Hamilton New Jersey, continued their coordination and support with the utility relocation effort in PA and NJ; continued to review and respond to various Requests for Information (RFIs) and submittals from the Contractor and the Construction Manager; and, attended the following meetings: two (2) T-668A Progress Meetings; and, various technical meetings involving design issues with the Contractor and CM/CI team. Baker was also involved in the ongoing coordination of drainage revisions that impact the PA Delaware Canal with the PA DCNR and the other agencies with oversight.

**Construction
Contract No. T-668A**

Trumbull Corporation of Pittsburgh, PA (Trumbull) was awarded the Scudder Falls Bridge Replacement Construction Contract T-668A in the amount of \$396,000,000.00 at the Commission's January 30, 2017 Meeting. The Commission issued a full Notice to Proceed on March 3, 2017.

Coordination Meetings continued between the Contractor and the Commission's Project team to discuss Project schedule, progress, and planning for ongoing and/or upcoming construction activities. Trumbull continued to submit Requests for Information (RFI's) and make required project submittals throughout this reporting period. To date there have been a total of 324 Contractor RFIs and 592 Contractor Submittals. Trumbull and the Construction Manager (Hill/Jacobs) have also been coordinating on the Baseline CPM Schedule progress updates. The latest schedule submission by Trumbull was Baseline CPM Schedule Update 10R, received on February 26, 2018 and currently being reviewed by the CM.

Trumbull has work areas extending throughout the project limits in order to complete parallel activities on the project. During the month of February Trumbull continued with ongoing activities in PA and NJ. In PA work continued on the construction of the T-Wall and drainage in the I-95 median; the I-95 Bridges over Taylorsville Road and the Delaware Canal; and, the roadway and Bridge Monitor/All Electronic Toll Building site retaining walls. On the Main River Bridge, work continued on the PA trestle causeway; Main River Bridge Abutments 1 and 2, Pier 5 and Pier 6, and Piers 1, 2 and 3; and Steel erection on the NJ side from Abutment No. 2 out to Piers 6 and 5. In NJ, work continued on I-95 access Ramp C Bridge and Ramp G Bridge abutments and associated foundations; and, infield area grading for the roundabouts.

DELAWARE RIVER JOINT TOLL BRIDGE COMMISSION

**March 26, 2018
PROJECT STATUS REPORT**

CONSTRUCTION MANAGEMENT Contract No. CM-669A

At the October 31, 2016 Commissioners Meeting, the Commission awarded Contract No. CM-669A, Construction Management Services for the Scudder Falls Bridge Replacement project to Hill International (Hill) of Philadelphia, PA for an amount not-to-exceed \$25,015,066.98. Hill was provided with Notice of Award and Limited Notice to proceed on November 2, 2016. Hill was then issued a Full Notice to Proceed on January 31, 2017, in parallel with the award of the Scudder Falls Bridge Replacement Contract T-668A at the same meeting.

The Hill team continues to supply construction management personnel as necessary, monitor Trumbull's performance and progress, conduct bi-weekly progress meetings, oversee and coordinate the three (3) construction inspection firms, perform utility coordination in NJ & PA, perform schedule reviews, conduct bi-weekly scheduling meetings, maintain document control, perform health and safety inspections, adjust project staffing as required, address material testing and inspection plan requirements, prepare monthly contractor invoices and manage overall project budget.

Construction Inspection of PA Approach Contract No. CI-671A

This Contract is for Construction Inspection (CI) Professional Services for the PA Approach Roadway Improvements portion of the Scudder Falls Bridge Replacement Project, Contract T-668A. TRC Engineers, Inc. (TRC) of Plymouth Meeting, PA was awarded this contract at the February 27, 2017 Commissioners' Meeting; and issued a full Notice to Proceed effective March 29, 2017.

During this reporting period TRC continued supplying inspectors to work on the Project with a fifth Inspector beginning on February 26, 2018 bringing their total to five (5) full time inspectors being on board. All of these inspectors work under the supervision of the Construction Manager. Additional Inspectors will be provided as the need arises based on the Contractor's schedule.

DELAWARE RIVER JOINT TOLL BRIDGE COMMISSION

March 26, 2018 PROJECT STATUS REPORT

Construction Inspection of Main River Bridge Contract No. CI-672A

This Contract is for Construction Inspection (CI) Professional Services for the Main River Bridge portion of the Scudder Falls Bridge Replacement Project, Contract T-668A. WSP/Parsons Brinckerhoff, Incorporated (PB) of Lawrenceville, NJ was awarded this contract at the February 27, 2017 Commissioners' Meeting; and issued a full Notice to Proceed effective March 22, 2017.

During this reporting period PB continued supplying inspectors to work on the Project under the supervision of the Construction Manager with the Contract's full complement of five (5) full time inspectors on board. Additional Inspectors may be provided as the need arises based on the Contractor's schedule.

Construction Inspection of NJ Approach Contract No. CI-673A

This Contract is for Construction Inspection (CI) Professional Services for the NJ Approach Roadway Improvements portion of the Scudder Falls Bridge Replacement Project, Contract T-668A. Gannett Fleming, Inc. (GF) of South Plainfield, NJ was awarded this contract at the February 27, 2017 Commissioners' Meeting and issued a full Notice to Proceed effective March 29, 2017.

During this reporting period GF maintained the contract's full complement of five (5) inspectors to work on the New Jersey approach portion of this project under the supervision of the Construction Manager. GF inspectors are also performing the quality control tests on the concrete that is poured within the New Jersey approach portion of the project. Additional Inspectors may be provided as the need arises based on the Contractor's schedule.

DMC SERVICES THROUGH T-668A CONSTRUCTION Task Order Assignment No. C-502A-2I

AECOM is providing DMC services during the construction of the Scudder Falls Bridge Replacement Project, Contract T-668A, under this Task Order Assignment, which began on April 1, 2017.

The DMC Services include support to the Commission with the following: environmental agency coordination; environmental permitting; environmental monitoring services; construction survey support services; Contracts C-660A and T-668A progress support; and, administration of the three (3) SFB Project Construction Inspection (CI) Contracts.

DELAWARE RIVER JOINT TOLL BRIDGE COMMISSION

**March 26, 2018
PROJECT STATUS REPORT**

Environmental Agency Coordination – Continuous services providing Project-wide assistance with environmental activities including agency site visits; contractor inquiries associated with existing permits obtained by the Commission; and, monitoring and implementation of existing environmental mitigation stipulations associated with pre-construction project permits and agency agreements.

Environmental Permitting - In Pennsylvania, coordination with the USACE and the PADEP regarding a modification to the downstream elevation of the 72" Pipe Jack-and-Bore operation in PA due conflicts with bedrock. The PADEP and the USACE have reviewed the modification and agreed that a permit modification is not required. A meeting was held with the Department of Conservation of Natural Resources (PA), to present a proposed drainage design modification adjacent to the Delaware Canal in PA. Coordination with the USACE and PADEP is ongoing for this modification due to each having oversight in this area.

Environmental Monitoring Services – These services are required to take place throughout construction of the SFB Replacement Project to meet Project permit requirements. Services performed during this reporting period included weekly monitoring of the project site for compliance with environmental requirements. Archaeological Monitoring services are also being performed for certain NJ excavation activities in conformance with the Project's Programmatic Agreement although no archaeological monitoring work was performed this reporting period. Peregrine Falcon monitoring also began during this reporting period.

Contracts C-660A and T-668A Progress Support - DMC services during this reporting period included participation in the work flow for review and distribution of the contractor's submittals and requests for information; ongoing coordination with the Baker Team on RFI and contractor submittal responses; design and/or construction issue trouble-shooting and resolution support with involvement in the various technical issues meetings with the CM and the Contractor; ongoing utility relocation work and existing facility interface coordination support ; utility design coordination between the Commission's District 1 Administration Building Design and SFB Replacement Project construction projects; and, coordination with Commission Operation's and ESS Departments on maintenance of the existing equipment within the SFB Project construction zone.

CI Contract Administration – As Project Managers for the three (3) Construction Inspection (CI) contracts associated with the Scudder Falls Bridge project, coordinated with the CI firms for the supplying of inspectors to the project as requested by the Construction Manager; administer the CI contracts and address any contractual needs.

DELAWARE RIVER JOINT TOLL BRIDGE COMMISSION

**March 26, 2018
PROJECT STATUS REPORT**

SCUDDER FALLS BRIDGE REPLACEMENT PROJECT

PUBLIC INVOLVEMENT SERVICES

**FINAL DESIGN
Contract No. C-662A**

McCormick Taylor, Inc. (MT) was awarded this Public Involvement (PI) Contract at the Commission's September 28, 2015 Meeting, and issued Notice to Proceed effective October 29, 2015. A kickoff meeting was held with MT on November 25, 2015. The Commission provided comments to MT's draft PI plan and is awaiting a revised draft. MT has attended numerous C-660A progress meetings, and has successfully taken responsibility of maintaining the project hotline and website. MT organized and participated in the March 15, 2016 Open House/ No Net Loss Public Hearing held in Ewing Township and April 27, 2016 Pennsylvania Noise Walls Update Meeting. MT organized and participated in the July 19th & 21st District I Open House/Toll Hearings held in Ewing Township (NJ) and Lower Makefield Township (PA) respectively. MT also organized and participated in August 2nd & 4th District II Toll Hearings in Easton (PA) and Phillipsburg (NJ) respectively also and the August 9th & 11th District III Toll Hearings held in Montague (NJ) & East Stroudsburg (PA) respectively. MT has finalized the open house/toll hearing summary report from these events. MT's public involvement effort focuses on regularly communicating project activities to officials, stakeholders and the public, as well as informing motorists of near-term construction stage travel implications, performing public involvement initiatives and market research activities and development of discussion guides and analysis related the implementation of the new toll, and payment options related to All-Electronic Tolling. MT has finalized a new project specific logo and is updating the project website.

CAPITAL PROGRAM MANAGEMENT CONSULTANT (CPMC) & DESIGN MANGEMENT CONSULTANT (DMC) SERVICES FOR THE I-95/SCUDDER FALLS BRIDGE IMPROVEMENT PROJECT

**CPMC SERVICES – YEAR 2016
Task Order Assignment No. C-502A-1L**

Task Order Assignment 502A-1L, Capital Program Management Consultant (CPMC) Services for 2016 began in July 2016. AECOM is currently providing one (1) part-time Project Manager to oversee and administer various design and construction projects that are being advanced in the Capital Improvement Program. During this reporting period, CPMC Staff continued to provide the management and oversight of Professional Services Contract C-644A, CM/CI Services Contract CM-644A, and Construction Contract T-644A for the I-78 Roadway Approach/Transition Slabs Rehabilitation and the Rehabilitation of the Cedarville Road Overpass; and, Resident Engineer services and support for construction Contract TS-699A Lower Trenton TSB Traffic Signal Equipment Upgrades for which work was completed this reporting period.

DELAWARE RIVER JOINT TOLL BRIDGE COMMISSION

**March 26, 2018
PROJECT STATUS REPORT**

SCUDDER FALLS BRIDGE INTERIM DECK REPAIRS

**Construction
Contract No. TS-677A**

Sparwick Contracting, Inc. (SCI) completed all deck repairs and roadway striping by September 8, 2015. SCI's on-call and emergency spill repairs phase of the contract ended with the issuance of Notice to Proceed for the Scudder Falls Bridge Replacement project, T-668A on March 3, 2017.

There was no work performed during this reporting period. SCI's contract will remain open until the end of their contract call-back period, which ends on November 20, 2018.

COMMISSION ADMINISTRATION BUILDING AT SCUDDER FALLS

**Design
Contract No. C-707A**

The Purchasing Department issued two (2) requests for quotes (RFQ) for advance work. The first RFQ includes the tree cutting for the site. In order to comply with environmental regulations, it is necessary to complete all tree cutting between September 30th and November 1st to protect the Indiana Bat. A second RFQ includes the removal and disposal of asbestos containing materials located within the 1799 House. RFQ's were issued to contractors from state lists. Upon receipt of quotations a Purchase Order was issued to the low bidder for the tree cutting work. The design team delineated the area to be cleared in preparation of the contractor mobilizing to the site. Tree cutting is complete.

Commission Staff worked with Aon and the contractor for the 1799 House asbestos removal on their insurance submission and approval. The asbestos removal work is complete.

The design team provided bid documents and the project was advertised on January 10, 2018. A Pre-bid Meeting followed by site visit was held on January 18, 2018. The design team prepared five (5) addenda to the bid documents and they were issued to the plan holders and posted on the Commission's website. Bids are expected on March 8, 2018.

The interior design team provided a furniture specification and once finalized the document will be provided to the Purchasing Department to acquire the equipment from state contracts.

DELAWARE RIVER JOINT TOLL BRIDGE COMMISSION

**March 26, 2018
PROJECT STATUS REPORT**

**Construction Management
Contract No. CM-707A**

The agreement was executed with Joseph Jingoli & Son, Inc. A project kickoff meeting and knowledge transfer meeting were facilitated with the construction management team and the design team.

NEW HOPE-LAMBERTVILLE TOLL BRIDGE FLOOR SYSTEM REHABILITATION

**DESIGN SERVICES
Task Order Assignment No. C-702B-2**

IH Engineers assisted in the development of two (2) addendums revising the Bid Documents and responding to inquiries received subsequent to the Pre-Bid Conference held on February 1, 2018. Work includes review and analysis of bids for the purposes of making an award recommendation to the Commission.

**CONSTRUCTION
Contract No. T-708A**

Six (6) bids were publically opened on February 23, 2018 and are currently under review by IH Engineers, Commission Counsel and Contract Compliance; after which, a construction contract is anticipated to be awarded at the March Commission meeting.

I-78 TOLL BRIDGE MAINTENANCE GARAGE PRELIMINARY, FINAL & POST DESIGN SERVICES C-508A

This contract is for Preliminary, Final and Post-Design Services for renovations and expansion at the I-78 Maintenance Garage as identified under a Task Order Assignment for Space Utilization Program and Concept Study provided by Buchart Horn, Inc. / BASCO Associates.

Burns Engineering Inc. (BE) was issued Notice of Award and Limited Notice to Proceed effective July 28, 2015, Final Design Submission and Bid Set were received on April 5, 2016, Bids were open on May 10th, reviewed by the Consultant, Commission Counsels and Contract Compliance and a Construction Contract Award was made at the June 2016 Regular Monthly Commission Meeting.

Consultant completed reviewing the Close-Out Documents and this Project is being closed.

DELAWARE RIVER JOINT TOLL BRIDGE COMMISSION

**March 26, 2018
PROJECT STATUS REPORT**

CODE COMPLIANCE PLAN REVIEW AND INSPECTIONS Task Order Assignment No. C-696A-1

Utilizing the Commission's current Facilities Task Order Agreement with Johnson, Mirmiran & Thompson (JMT), this Task Order Assignment is to provide Code Plan Reviews, and Code Compliance Inspections on as needed basis for the I-78 Maintenance Garage Expansion Project. Said services will be provided by a Commonwealth of Pennsylvania Department of Labor and Industry (PA L&I) Certified Third-Party Agency in the appropriate building trade categories and in accordance with the current Uniform Construction Code Inspection Procedures UCC-9.

Kick-Off Meeting was conducted with JMT on February 25, 2016, and the Consultant provided Peer and Code Plan reviews of the Pre-Final Design Submission, attended the pre-final design submission review meeting, reviewed and certified the Final Design Submission to confirm all comments have been addressed.

Consultant attended Construction Kick-Off meeting on July 12, 2016 and is currently attending periodic construction progress meeting and providing all required UCC inspections. Final Inspection was completed and Certificate of Occupancy was issued effective October 16, 2017. This Project is being closed.

CONSTRUCTION MANAGEMENT SERVICES CM-508A

This contract is for Construction Management (CM) Services in connection with the renovations and expansion of I-78 Maintenance Garage Project. As part of the CM services the Consultant scope of work includes Constructability Review of the Bid Documents during the Pre-Construction phase of T-508A.

STV Inc. (STV) was issued Notice of Award and Limited Notice to Proceed effective March 1, 2016. A meeting was held with the Consultant on March 2nd to review the Commission's expectations of the consultant's services during the Pre-Construction phase of T-508A. Constructability Review was provided by the Consultant on the Pre-Final Design Submission, attended its design review meeting on March 21, and reviewed the Final Design Submission to confirm all comments have been addressed.

STV is confirmed completion of all disciplines' punch lists and the receipt of all acceptable close-out documents and warranties. This Project is being closed.

DELAWARE RIVER JOINT TOLL BRIDGE COMMISSION

**March 26, 2018
PROJECT STATUS REPORT**

**CONSTRUCTION
Contract No. T-508A**

Bracy Construction Inc., was awarded this construction contract at the Commission's June 2016 Meeting. Notice of Award and Limited Notice to Proceed letter was issued effective June 28, 2016. Pre-Construction Meeting was held on July 12th and a Notice to Proceed effective date of July 25th was issued in accordance with the Contract Specifications.

Contractor completed set-up of the field trailers and temporary facilities, set-up Erosion and Sediment Controls in accordance with the County Conservation District's approved permit, started the demolition activities for Phases 1 & 2 of the Project. Phase 1 Construction Substantial Completion was reached November 11, 2016 as relates to the Commission's salt, brine & magnesium chloride operation. Phase 2 footings, foundation walls, new bearing walls, steel erection under-slab utilities, floor slab, watertight, closing the new building, rough-ins and final mechanical, electrical, plumbing, security, fire alarm, equipment, and exterior veneer installation has been completed. Phase 3 site work, utilities and re-roofing the existing garage, welcome center and Toll Plaza has been completed, existing interior floor slab demolition, under-slab electrical and plumbing, and radiant heating floor slab pour has been completed, CMU partition walls, Mechanical, Electrical Plumbing Final has been completed, wash bay footings, foundations and exterior CMU walls, floor slab, steel erection, and roof steel deck has been completed.

Certificate of Occupancy was received on October 16 for all phases of construction allowing the Commission to occupy and use the entire facility. Contractor addressed punch list items and provided supplemental close-out documents and warranties from various trades for review by the Design Consultant. This Project is being closed.

DELAWARE RIVER JOINT TOLL BRIDGE COMMISSION

**March 26, 2018
PROJECT STATUS REPORT**

I-78 BRIDGES AND APPROACH SLABS REHABILITATION

**Design
Contract No. C-644A**

Gannett Fleming, Inc. (GF) was awarded this design contract at the Commission's February 2016 Meeting and their Notice of Award/Limited Notice to Proceed was issued effective March 1, 2016. This design project is for the repair of various bridge, pavement and other miscellaneous deficiencies associated with the 13 bridges and approach roadways located within the DRJTBC's jurisdiction on I-78.

During this reporting period, GF continued their post-design phase services of this contract, responding to RFIs and reviewing submittals and attending contractor progress meetings as necessary.

**Construction Management/Construction Inspection
Contract No. CM-644A**

Greenman-Pedersen, Inc. (GPI) was awarded this Construction Management/Construction Inspection contract at the Commission's April 2017 Meeting with the Notice to Proceed issued effective May 24, 2017.

During this reporting period, GPI conducted two (2) Progress Meetings and continued tracking RFIs, correspondence, submittals and shop drawings. GPI's current staff includes the Resident Engineer and one (1) part time Project Manager. A part time scheduler and safety consultant, both from Envision, Inc. are providing schedule update reviews and independent site safety inspections respectively as needed.

**Construction
Contract No. T-644A**

J.D. Eckman, Inc. (JDE) was awarded this Construction contract at the Commission's April 2017 Meeting with the Notice of Award/Limited Notice to Proceed issued effective April 26, 2017. JDE received full Notice to Proceed effective May 22, 2017.

No construction work was performed during this reporting period as the project is currently in a winter shutdown. JDE participated in two (2) Progress Meetings and continued submitting submittals, shop drawings, and RFIs. The approach slab replacement work will resume in the mid-March and the bridge cleaning/painting work is scheduled to resume in early April 2018

DELAWARE RIVER JOINT TOLL BRIDGE COMMISSION

**March 26, 2018
PROJECT STATUS REPORT**

RESTRIPING OF THE MERGE LANES EXITING THE I-78 TOLL PLAZA

**Design
Task Order Agreement Contract No. C-628A-8**

Dewberry Engineers, Inc. (DE), through a standing Consultant Engineer Agreement, was requested to provide Engineering Services to design modifications to the existing striping of the merge area west of the I-78 westbound toll plaza. DE was requested to utilize Malick & Scherer, PC. (M&S) for this design effort due to their current involvement as a sub-consultant to Gannett Fleming on the C-644A I-78 Bridges and Approach Slab Rehabilitation Project, whose tasks include the restriping of the entire I-78 mainline located within the DRJTBC's jurisdiction. The purpose of this restriping design is to provide dedicated through lanes for the two left ORT E-Z Pass lanes continuing after the toll plaza, and have the four right toll lanes merge with the right high speed lane in the vicinity of the Morgan Hill Road Interchange.

This design has been incorporated into the I-78 Bridges & Approach Slab Rehabilitation Construction Contract T-644A by Gannett Fleming, under Professional Services contract C-644A.

During this reporting period, M&S continued their post-design services phase of this Task Order Assignment for construction contract T-644A.

EASTON-PHILLIPSBURG TOLL BRIDGE

**SALT STORAGE FACILITY - DESIGN
Task Order Assignment No. C-702B-3**

IH Engineers was issued Notice to Proceed effective February 16, 2018. A project kick-off meeting was held with IH on the same date. This Task Order Assignment is to perform final design for constructing a new salt storage facility to meet the needs at E-P Toll Bridge.

Field assessments were performed by IH and associated staff in late February 2018 and the designer is currently working on final design and preparing construction bid documents.

DELAWARE RIVER JOINT TOLL BRIDGE COMMISSION

**March 26, 2018
PROJECT STATUS REPORT**

MILFORD-MONTAGUE TOLL BRIDGE

**SALT STORAGE FACILITY - DESIGN
Task Order Assignment No. C-702B-4**

IH Engineers was issued Notice to Proceed effective June 23, 2017. A project kick-off meeting was held with IH on July 23, 2017 with operations and supervisory staff in attendance. This Task Order Assignment is to perform final design for constructing a new salt storage facility to meet the needs at M-M Toll Bridge in the general footprint of the existing damaged/undersized building.

The designer submitted final construction bid documents and assisted with bid review/evaluations IH provided the Commission final conformed documents and are currently providing post-design, post-award services.

**CONSTRUCTION MANAGEMENT
Task Order Assignment No. C-703A-3**

Urban Engineers was issued Notice to Proceed effective October 16, 2017. A project kick-off meeting was held with Urban on October 16, 2017. Urban provided a part time Project Manager, full time Resident Engineer/Inspector and part time Scheduler throughout this task order assignment. Urban attended a kick-off meeting with the contractor (Bracy), conducted job progress meetings and performed construction management and inspection activities. Field activities are on hold due to weather restrictions until mid-March at which time Urban will return to perform CM duties until project completion.

**CONSTRUCTION
Contract No. T-717A**

At the September 25, 2017 Commissioners Meeting, the Commission awarded Contract T-717A, Milford-Montague Toll Bridge, Salt Storage Building to Bracy Construction, Inc. The Commission issued a Limited Notice to Proceed effective September 25, 2017.

An on-site project coordination meeting was held with Bracy and their subcontractors on October 3, 2017. The Commission issued the full Notice to Proceed effective October 12, 2017.

A project kick-off meeting was held with Bracy on October 19, 2017. The new salt storage building which is substantially complete and is being used to store salt for the remainder of the winter. Bracy will return in mid-March to complete the remaining weather sensitive contract items.

DELAWARE RIVER JOINT TOLL BRIDGE COMMISSION

**March 26, 2018
PROJECT STATUS REPORT**

APPROACH ROADWAY IMPROVEMENTS AT THE CENTRE BRIDGE – STOCKTON, NEW HOPE – LAMBERTVILLE, AND UHLERSTOWN – FRENCHTOWN TOLL-SUPPORTED BRIDGES

(DESIGN)

Task Order Assignment C-715A-1

Under this Task Order Assignment (TOA) the Consultant, Pennoni, Inc. (Pennoni), is providing professional services for the design of approach roadway improvements at the Centre Bridge – Stockton, New Hope – Lambertville, and Uhlerstown – Frenchtown Toll-Supported Bridges. Improvements include select roadway repaving, re-striping, three (3) ADA ramps, replacement of six (6) inlets, curbing repair and patching/coating of a retaining wall. Notice to proceed was given on September 25, 2017. A kick off meeting was held on October 3, 2017. Field visits occurred September 28 through October 3. Progress Meeting No. 1 was held on Friday, November 3. A progress / 60% submission review meeting was held on November 29. On 1/30, Supplement No. 1 was approved to use \$4,265.75 of the \$8,000 Unforeseen Allowance for work related to the NH-L PA north roadway retaining wall that was not included in the original scope of work. The Commission is currently reviewing the scope of work on the north wall and associated traffic control plans in order to minimize detours that may be necessary to the traveling public.

PHASE 1 TOLL COLLECTION COUNTING FACILITIES

**PRELIMINARY, FINAL & POST DESIGN SERVICES
C-696B-1**

Utilizing the Commission standing Consulting Engineer Task Order Agreement with French & Parrello Associates (FPA), this Task Order Assignment is to obtain engineering preliminary, final, and post design services to support the Commission needs for Toll Counting facilities at I-78, Easton Philipsburg, and Delaware Water Gap Toll Bridge Facilities.

As a part of a fast track implementation plan, Kick-Off Meeting was conducted with FPA on October 20, 2016, at which time the Consultant provided pre-schematic design sketches to expedite Commission's input on the same. The Consultant collected Project related record documents after this meeting, conducted site visits on October 25th at all three locations. Schematic Design Submission was received on November 9th, 2016 and a submission review meeting was held on November 14th sharing the Commission's comments with the Consultant. Final Design Submission was received December 30, 2016 and a design submission review meeting was conducted on January 9, 2017 and revised documents were received January 19, 2017.

DELAWARE RIVER JOINT TOLL BRIDGE COMMISSION

**March 26, 2018
PROJECT STATUS REPORT**

ELECTRONIC SURVEILLANCE / DETECTION SYSTEM

**ESS MAINTENANCE CONTRACT
Contract No. DB-575A**

Schneider Electric Building Americas, Inc. continues to provide maintenance services in support of the Electronic Surveillance / Detection System under the direction of the Commission's Electronic Security and Surveillance Staff, who operate the system from the Primary Control Center located at the New Jersey State Police's Regional Operation and Information Center (ROIC) in West Trenton, New Jersey.

**WIRELESS VIDEO NETWORK SPECIFICATION AND PEER REVIEW
Contract No. C-621A-5**

Nothing further to report. ...

**ESS REQUEST FOR PROPOSAL DEVELOPMENT
Contract No. C-701A-6**

Rummel, Klepper & Kahl (RK&K) is providing specialized services in support of the procurement of a vendor to provide maintenance and other related services for the ESS to commence on or before the conclusion of the term of the existing ESS Maintenance Contract.

ELECTRONIC TOLL COLLECTION SYSTEM

**CUSTOMER SERVICE CENTER/VIOLATION PROCESSING CENTER PROJECT
DB-584**

The new NJ Customer Service Center (CSC) is live. The New Jersey Turnpike Authority (NJTA), as the lead agency, is facilitating all meetings with the other agencies and Conduent.

**TAFFIC COUNT PROGRAM UPGRADE
DR-550A**

A Purchase Order was issued to Signal Service, Inc., West Chester, PA for the traffic counters, server and additional materials. Signal Service is a member of the Pennsylvania Department of General Services COSTARS Program (Cooperative Purchasing Contract No. 4400012659). The COSTARS Program sets the pricing for the traffic counters, auxiliary equipment, and software to be purchased.

DELAWARE RIVER JOINT TOLL BRIDGE COMMISSION

March 26, 2018 PROJECT STATUS REPORT

The server that includes the software and traffic database currently resides with RTI for on-going configuration and we are accessing the data remotely. RTI is upgrading the software on the server. Upon completion of the upgrade, the server will be delivered to the Commission.

Commission Staff prepared packages to be placed in the control cabinet at each site. The package includes relevant information for maintaining the equipment. Commission Staff will be issuing a change order to Signal Service that includes a data gap filling software and annual maintenance of the system.

ELECTRONIC TOLL COLLECTION SYSTEM REPLACEMENT DESIGN, BUILD AND MAINTAIN Contract No. DB-540A

TransCore is addressing punch list items, final project documentation and as-built drawings. Project Provisional Acceptance was issued on August 16, 2017 and the project is transitioning into the maintenance phase.

TransCore implemented a plan to improve system performance, focusing on vehicles classifications. The plan included revisiting each lane, checking all equipment connections/configurations and tuning the equipment to increase performance levels. The RK&K team conducted several additional system audits to determine the level of performance. The vehicle classification system is still performing lower than the requirements included in the contract. Commission staff met with the executive management team from TransCore to discuss our on-going concerns regarding the system performance. TransCore developed an action list and is working to implement system changes to increase performance.

TransCore replaced the primary hard drive at each lane controller. This was completed to address reoccurring lane system freezes. TransCore also replaced the hard drives in the AVI blades for the transponder readers.

TransCore and Commission Staff met to review the remaining open issues related to the system generated reports. A list was provided to TransCore to address. TransCore addressed the remaining report issues and Commission staff is confirming.

Commission Staff, TransCore and the RK&K team meet monthly to review and discuss system operational and maintenance items.

DELAWARE RIVER JOINT TOLL BRIDGE COMMISSION

**March 26, 2018
PROJECT STATUS REPORT**

ELECTRONIC TOLL COLLECTION / TOLLING TASK ORDER CONSULTANT

TOLL SYSTEM PERFORMANCE REVIEW AND AUDIT / OPERATIONAL ASSESSMENT Task Order Assignment No. C-701A-3

TransCore completed the transition of the Commission's electronic toll collection system. During the transition, system commissioning tests were performed and the Commission conducted on-going reviews of system performance on an ad-hoc basis, identifying issues for TransCore to review and resolve. As part of the Technical Requirements an Operational Test is required to ensure that the software and hardware function with intended and required availability and performance. Under this task order assignment, the RK&K team will verify that the toll system accurately calculates toll charges, accurately processes violations, E-ZPass transactions, vehicle classification and license plate capture.

TransCore implemented a plan to improve system performance, focusing on vehicle classifications. The plan included revisiting each lane, checking all equipment connections/configurations and tuning the equipment to increase performance levels. The RK&K team conducted several additional system audits to determine the level of performance. The vehicle classification system is still performing lower than the requirements included in the contract. TransCore developed an action list and is completing system enhancements to improve performance. Once this is complete, we will request the RK&K team to verify its success by completing additional transaction audits.

ELECTRONIC TOLL COLLECTION SYSTEM REPLACEMENT: TOLL PLAZA LED SIGN INSTALLATION AND INTEGRATION Task Order Assignment No. C-701A-4

The RK&K completed the inspection services related to the Daktronics LED toll plaza canopy sign installation at the New Hope – Lambertville, Easton – Phillipsburg, Portland – Columbia and Milford – Montague Toll Bridges. The sign installation is complete and they are integrated with the electronic toll collection system. The RK&K team reviewed the as-built drawings and comments were provided to TransCore to address.

LEVEL 3 – INVESTMENT GRADE TRAFFIC AND REVENUE FORECASTS

Contract No. C-549AR

There is no activity on this project to report.

DELAWARE RIVER JOINT TOLL BRIDGE COMMISSION

**March 26, 2018
PROJECT STATUS REPORT**

BRIDGE MONITORING SYSTEM DESIGN FOR SELECT BRIDGES Task Order Assignment C-628B-6

Under this Task Order Assignment (TOA) the Consultant, the Louis Berger Group, Inc. (Berger), is providing professional services for the design of the installation of overweight / oversized vehicle detection linked to alarms, signage and camera to discourage the passage of these vehicles over selected bridges. Notice to proceed was given on December 15, 2015; kick off meeting was held on January 15, 2016. Existing plans were transmitted to Consultant in order to start construction plan preparation. Consultant conducted field visits to all five bridge sites February 18 & 19, 2016. A Meeting was held with IT and ESS on March 7, 2016 to discuss possible location of over height sensors and connectivity to existing communication systems. Plans showing proposed location of over height sensors, cameras and new weight restriction signing have been submitted and reviewed.

Based on review comments, locations will be adjusted and a field meeting with ESS will be scheduled to verify and finalize camera locations. Due to the departure of personnel, Berger submitted the name and qualifications of a new project manager which has been accepted by the Commission. Meeting is being scheduled to revise scope and discuss utilization of new communication infrastructure. As a result of the recent critical fracture of a truss member resulting in the closing of a PA Turnpike bridge, the scope of this contract was expanded. It has been decided to install sensors on all five bridges in the task order and to add the Milford Montague Bridge to the assignment. A revised scoping meeting was held on February 28th and a revised cost will be submitted. Cost for revised scope was submitted March 22 and was deemed excessive. Revised cost estimate was submitted on March 28 and has been accepted. Pre-Final Plans were submitted on Wednesday, November 1, 2017. The prefinal plans were not as complete as required. Comments were given to the Consultant and revised plans and specifications are scheduled to be resubmitted the end of January. Final check of field conditions was done the last week of January. The prefinal plans will be resubmitted the first week of March.

BUILDINGS & FACILITIES ENERGY CONSERVATION MEASURES

**PRELIMINARY, FINAL & POST DESIGN SERVICES
C-657A-3**

Utilizing the Commission standing Consulting Engineer Task Order Agreement with Joseph Jingoli & Son, Inc. (JJS), this Task Order Assignment is to obtain engineering preliminary, final, and post design services to implement the Energy Conservation Measures (ECM) identified in an ASHRAE Level 3 Energy Audit prepared under Task Order Assignment No. C-657A-1 at all of the Commission's seven (7) Toll Bridge facilities.

DELAWARE RIVER JOINT TOLL BRIDGE COMMISSION

March 26, 2018 PROJECT STATUS REPORT

A Kick-Off Meeting was conducted with JJS on November 21, 2016, record room site visits, and field surveys of the seven toll bridges has been completed. Progress meeting was conducted on February 1, 2017, reporting field observations and conditions in advance of a Schematic Design submission was received February 28, 2017 and a design review meeting was conducted with the consultant on March 21, and a Final Submission was received on April 24, 2017 addressing Commission's comments. Public Bid Advertisements for an Electrical and a Mechanical Construction Contracts were posted on May 9th, bids were publically opened on June 8th & June 13th respectively. Bids received from the low bidder of each Contract was reviewed by JJS, Commission Staff and Counsels, and found to be responsive. Construction Contracts Awards were made for each of the two (2) Contracts at the Commission's June 26th regular Monthly Meeting and Consultant is currently providing Post Design Services answering Contractors' Requests for Information, reviewing submittals and attending bi-weekly Progress Meetings.

CONSTRUCTION Contract No. T-645A

MJF Construction Inc., was awarded this construction contract at the Commission's June 2017 Meeting. Notice of Award and Limited Notice to Proceed letter was issued effective June 27, 2017. Notice to Proceed effective date of July 24th was issued in accordance with the Contract Specifications and Pre-Construction Meeting was held on July 27th.

Contractor currently continues to prepare submittals for review by the engineer and performing site reconnaissance at Each Toll Bridge facility. Long lead delivery material had been ordered. Interior lighting replacement activities is near completion and Contractor have is currently working at all Toll Bridges' exterior lighting replacement.

CONSTRUCTION Contract No. T-645B

Schneider Electric Buildings Americas, Inc., was awarded this construction contract at the Commission's June 2017 Meeting. Notice of Award and Limited Notice to Proceed letter was issued effective June 27, 2017. Pre-Construction Meeting was held on August 11th and a Notice to Proceed effective date of August 16th was issued.

Contractor currently continues to prepare submittals for review by the engineers and performing completed site reconnaissance at Each Toll Bridge facility. Long lead delivery material was received and Contractor currently working at Milford Montague, Delaware Water Gap, and Portland Columbia Toll Bridge Facilities.

DELAWARE RIVER JOINT TOLL BRIDGE COMMISSION

**March 26, 2018
PROJECT STATUS REPORT**

GENERAL ENGINEERING CONSULTANT 2015-2018 ANNUAL INSPECTIONS C-684A

As the Commission's General Engineering Consultant (GEC), Cherry, Weber & Associates (CWA) is providing Annual Inspection Services for the Toll-Supported Bridges in 2016. CWA was provided with Notice to Proceed on March 23, 2015. On November 21, 2016, the Commission, via Resolution 3090-11-16, extended CWA's contract to perform GEC services and inspections in 2017 & 2018. A kick-off meeting was held on March 21, 2017 for the 2017 Toll Bridge Inspections at the Delaware Water Gap Toll Bridge Administration Building and attended by representatives from District 1, District 2, District 3, Operations, Engineering, and CWA. A progress meeting was held on June 9.

Interim inspections have been completed at all of the required (load posted) Toll-Supported Bridges and Inspections of all seven (7) Toll Bridges have been completed. The draft Maintenance Report was submitted on September 8 and is currently under review by Commission Maintenance & Operations. A review meeting was held with District 1 on October 16 and Districts 2 & 3 on October 23. The draft Annual Inspection Report was submitted on September 25 and it is currently under review by Engineering. Sign retro-reflectivity inspections were performed on October 10 in District 2, October 12 in District 1, and October 18 in District 3. The approved 2018-2019 Capital Plan was provided to CWA after December's Commission meeting to be incorporated into the Annual Inspection Report. CWA has finalized the Annual Inspection Report and is waiting on Commission approval to print and provide copies. The report is scheduled to go before Commissioners for acceptance in April.

A kick-off meeting was held on February 23, 2018, for the 2018 Toll-Supported Bridge Inspections at the Easton - Phillipsburg Toll Bridge Administration Building and attended by representatives from Central and South Regions Maintenance, the Deputy Director of Maintenance, Engineering, and CWA. Inspections will begin in Late March and continue through June with Scudder Falls scheduled for August.

2015-2016 TRAFFIC ENGINEERING CONSULTANT Contract No. C-686A

Pennoni Associates submitted the draft Traffic Engineering Report and comments from Commission staff were provided and addressed by Pennoni. The final report was presented by Pennoni at the February Committee Meeting and the report was accepted at the February Commission Meeting.

DELAWARE RIVER JOINT TOLL BRIDGE COMMISSION

Meeting of March 26, 2018

OPERATIONS

The following Pages reflect the reports on those items assigned to the Operations Department. Each item is reported separately and page numbered accordingly.

DELAWARE RIVER JOINT TOLL BRIDGE COMMISSION

Meeting of March 26, 2018

Operations Report Index

Maintenance and Toll Operations

SUBJECT	DESCRIPTION	PAGE NUMBER
Maintenance and Toll	Status report Month of February, 2018	1-7

DELAWARE RIVER JOINT TOLL BRIDGE COMMISSION
Meeting of March 26, 2018

MAINTENANCE AND TOLL OPERATIONS
MONTH OF FEBRUARY 2018

- Senior Director of Maintenance and Toll and Director of Maintenance conducted interviews for the Inventory Control Specialist, Teller positions at the New Hope Toll Bridge facility.
- Attended meeting with representatives from J. Fletcher Creamer to discuss TTS -723A On Call Guiderail / Attenuator contract held at the Trenton Morrisville Toll Bridge Facility.
- Attended meeting with the Fleet Manager to discuss vehicle specifications for 2017 vehicles held at Easton Phillipsburg Toll Bridge.
- Attended meeting with Director of Maintenance to discuss Trenton Morrisville preventative maintenance reports and recommendations from Elliott Lewis held at Trenton-Morrisville Toll Bridge Facility.
- Attended meeting with Deputy Director of Toll operations to discuss the use of Part-Time Toll Collectors in the Southern Region Toll Bridges.
- Attended meeting with Director of Toll to discuss Toll Officer in Charge response to incidents that occur at the Toll Supported Bridges.
- Directed J. Fletcher Creamer to make repairs to damaged guiderail in Central and Northern Regions.
- Reviewed Skilled Maintenance Worker job description and made changes to reflect operational reorganization with the Deputy Director of Maintenance.
- Reviewed recommendations for Maintenance Worker and Custodial promotions and forwarded information to the Deputy Executive Director of Operations and Human Resource Department.
- Reviewed test questions for the Toll Lieutenants, Toll Sergeants and Toll Corporal Positions with Director of Toll and Director of Safety and Training.
- Reviewed the Accident Log/Property Damage Reports for the month of February, 2018. Forwarded the monthly report to the Director of Human

DELAWARE RIVER JOINT TOLL BRIDGE COMMISSION
Meeting of March 26, 2018

Resources, Insurance Administrator, Comptroller and Deputy Executive Director of Operations.

- Attended C-657A-3 Buildings & Facilities Energy Conservation Measures Implementation Mechanical & Electrical Design progress meeting at New Hope Toll Bridge.
- Oversaw and monitored activities for the Motorist Assistance Program during the month of February, 2018. Forwarded the monthly report to the Executive Director of Operations.
- Prepared monthly Maintenance and Toll report for February 2018 staff agenda meeting held at New Hope Lambertville administration meeting.
- Attended monthly Staff/Operations meeting for February 2018 held at New Hope Toll Bridge Facility.
- Prepared and forwarded report of Use of Commission Facilities for the month of February, 2018 to the Deputy Executive Director of Operations.

Maintenance Operations

- Director of Maintenance and Deputy Director of Maintenance continued site visits to various facilities to make certain policies
- Maintenance crews were required to report for duty to plow snow and salt roadways at Northern, Central and Southern regions.
- Trenton-Morrisville maintenance staff began foot walk repairs at the Lower Trenton Toll Supported bridge walkway.
- Trenton-Morrisville maintenance staff replaced floor drains in toll lanes four and five.
- New Hope-Lambertville maintenance crews continued repairing potholes at Scudders Falls Bridge with new Aqua Phalt concrete and asphalt patch material.
- New Hope- Lambertville maintenance crews mounted light pole bases on the New Hope Lambertville bridge deck.
- I-78 maintenance crews continued repairing potholes on I-78 roadway and ramps with Aqua Phalt concrete and asphalt patch material.

DELAWARE RIVER JOINT TOLL BRIDGE COMMISSION
Meeting of March 26, 2018

- I-78 completed construction of a steel storage racks in new maintenance garage for storage of construction materials.
- I-78 maintenance crews installed new lockers in the women's locker room and completed cosmetic repairs.
- Easton-Phillipsburg maintenance crews began making renovations for a new office for Administrative Assistant.
- Easton-Phillipsburg maintenance crews began demolition of the Director of Safety and Trainings office by removing a wall to expand the office square footage.
- Easton-Phillipsburg maintenance crews continued work on the new Insurance Managers office by installing new flooring, painting and other cosmetic improvements.
- Easton-Phillipsburg maintenance crews continued repairing potholes on Easton Phillipsburg roadways and ramps with Aqua Phalt concrete and asphalt patch material.
- Portland-Columbia maintenance crews installed new Portland Industrial Park and Do Not Enter sign on roadway leading to Toll Bridge Facility.
- Portland-Columbia maintenance crews repaired concrete inlet box on bottom of ramp D on the Toll Bridge Facility.
- Portland-Columbia maintenance crews continued repairing potholes on Portland and Columbia roadways and ramps with Aqua Phalt concrete and asphalt patch material.
- Delaware Water Gap maintenance rebuilt sweeper head and installed new center broom, baring and curtains on the pickup head of the sweeper.
- Delaware Water Gap maintenance crews installed a new light pole base in preparation of the electrical contractor installing new LED lights.
- Delaware Water Gap maintenance crews transported salt from Portland Columbia salt storage facility to Milford-Montague salt storage facility.
- Milford-Montague maintenance crews repaired pot holes on bridge deck and roadway with new Aqua Phalt concrete and asphalt patch material.

Daniel Pascuillo, Regional Maintenance Supervisor, New Hope-Lambertville

[illegible][illegible][illegible]

LeVar Talley, Director of Maintenance

Robert Varju, Regional Maintenance Supervisor, I-78

Mark W. Dilts, Regional Maintenance Supervisor, Easton-Phillipsburg

[illegible][illegible][illegible]

James Gower, Regional Maintenance Supervisor

[illegible][illegible][illegible]

DELAWARE RIVER JOINT TOLL BRIDGE COMMISSION

Meeting of March 26, 2018

USE OF FACILITIES REQUEST REPORT

MONTH OF FEBRUARY 2018

SUBJECT	DESCRIPTION	PAGE NUMBER
Use of Facilities	Use of Facilities Request-Month of February 2018	1

DELAWARE RIVER JOINT TOLL BRIDGE COMMISSION

Meeting of March 26, 2018

PROPERTY REPORT

Use of Commission Facilities

Facility	Organization	Date/Time	Description of Use
New Hope Toll Bridge Facility	Skoda Contracting Company	September 8, 2017 through March 18, 2018	DI-Skoda Contracting (Commission Property Use)
I-78 Toll Bridge Facility	Adams Outdoor Signs	February 12, 2018 through February 16, 2018	Tree Trimming / Vegetation removal around sign.

DELAWARE RIVER JOINT TOLL BRIDGE COMMISSION

Meeting of March 26, 2018

OPERATIONS INDEX

FOR

PUBLIC SAFETY AND BRIDGE SECURITY

SUBJECT	DESCRIPTION	PAGE NUMBER
Public Safety and Bridge Security	Month of February 2018 Status Reports	1-20

DELAWARE RIVER JOINT TOLL BRIDGE COMMISSION

Meeting of March 26th, 2018

PUBLIC SAFETY AND BRIDGE SECURITY MONTH OF February 2018

The below-listed items represent meetings, communications, tasks, and projects involving the Public Safety and Bridge Security Department:

Radio System

- During the month of February 2018, Public Safety and Bridge Security (PSBS) personnel continued working to complete the radio upgrade. Monetary and space negotiations continue with Crown Castle, USA, owners of the Solebury, PA tower.
- PSBS personnel are awaiting a proposed agreement from DRJTBC attorneys regarding the leasing of the Gravel Hill IR site.
- PSBS reviewed the radio user fees with NJSP
- PSBS personnel alone, and in conjunction with the New Jersey State Police investigated various other DRJTBC radio issues both during and after normal working hours.
- PSBS personnel continue to work with the Districts and IT to update the Cartegraph radio inventory database.

Access Control System

- During the month of February 2018, PSBS worked with IT to utilize the employee ID badge in conjunction with the new "ADP" time management system.
- During the month of February 2018, PSBS personnel worked with General Supply (Commission's locksmith) to address various lock issues.
- In February 2018, PSBS personnel created ID badges and toll cards for new employees.
- During the month of February 2018, the ACS database was audited and pictures were updated for employees and contractor cards. Various other employee ACS rights were updated and/or changed at the request of supervisors.
- Various door alarms and ACS issues were addressed both during and after normal working hours.

DELAWARE RIVER JOINT TOLL BRIDGE COMMISSION

Meeting of March 26th, 2018

PUBLIC SAFETY AND BRIDGE SECURITY MONTH OF February 2018

Public Safety & Bridge Security

- During the month of February 2018, PSBS prepared a written commendation for the employees involved in the Calhoun Street
- During the month of February 2018, PSBS personnel continued to work with Schneider Electric on various new Capital Projects, pending projects and current construction projects.
- During the month of February 2018, PSBS personnel continued working with Engineering on the new Scudder Falls facility and the renovations to the I-78 administration building.
- During the month of February 2018, the ESS Primary Control Center continued monitoring and evaluating Telegra analytics. Telegra analytics were added to the Upper Black Eddy Bridge for evaluation.
- During the month of February 2018, PSBS and Purchasing continue to work with Comcast to activate the bandwidth network that will run the cameras at the Scudder Falls Park and Ride.
- PSBS personnel reviewed and purged the ESS video storage database that contains copies of videos requested by DRJTBC personnel and outside agencies.
- PSBS personnel worked during, and after normal working hours on numerous issues and problems raised by Commission members.
- The PSBS Primary Control Center (PCC) continues to operate 24/7 and detected, documented, and assisted the District bridges with various emergencies, traffic, and security related incidents. To date the PCC initiated and recorded 16 Snow Operations Reports and events for the 2017/2018 winter season.
- During the month of February 2018, PSBS personnel worked with several police departments and DRJTBC personnel on various inquiries and investigations. As a result, PSBS personnel investigated and processed twenty five video requests. Please see the attached "ESS Request Video Report" for a summary of information on each request.

Miscellaneous

DELAWARE RIVER JOINT TOLL BRIDGE COMMISSION

Meeting of March 26th, 2018

PUBLIC SAFETY AND BRIDGE SECURITY MONTH OF February 2018

- On February 8th 2018, PSBS personnel attended the DRJTBC Staff and Operations Meeting at the New Hope Executive Headquarters.
- On February 16th 2018, PSBS personnel attended the Regional Maintenance Supervisor's meeting
- On February 22nd 2018, PSBS personnel met with Telegra
- On February 23rd 2018, PSBS conducted an Active Shooter Drill at Trenton Morrisville
- During the month of February 2018, PSBS personnel continued working with Purchasing to finalize the emergency lighting and equipment specifications for the Commission's new response vehicle(s).
- During the month of February 2018, PSBS personnel continued working with Purchasing regarding the acquisition of Bridge Monitor uniforms and badges.
- During the month of February 2018, PSBS personnel continued to work with Delmar Lock Company to design an acceptable cash fund locker.
- During the month of February 2018, PSBS personnel attended several meetings concerning the new reorganization of the department.
- PSBS personnel have initiated a study concerning the placement of toll supported bridge weight limit signs in an attempt to further limit the number of oversize vehicles that approach the Commission's weight restricted bridges.
- PSBS personnel worked with maintenance to identify and develop height delineators for the toll supported bridges

ESS Request Video

Report Run Date: 3/2/2018

Report Month: 2/1/2018- 2/28/2018

ID	Request Date	Request_Agency	Requestor	Location	Incident Type	DRJTBC Requestor
1494	2/1/18	DRJTBC	K. Raike	Northampton	Hit & Run MVA	Kevin Raike
1495	2/2/18	DRJTBC	Matt Skrebel	Riegelsville	Internal Investigation	Matt Skrebel
1496	2/2/18	DRJTBC	Matthew Jones	Calhoun St.	Assault	Matt Jones
1497	2/2/18	DRJTBC	Matt Skrebel	I78	Hit & Run MVA	Matt Skrebel
1498	2/3/18	DRJTBC	D Stites - PCC	NHL	Motor Vehicle Accident	Denis Stites
1499	2/4/18	DRJTBC	D Stites - PCC	PC	Motor Vehicle Accident	Denis Stites
1500	2/7/18	DRJTBC	Matt Skrebel	Scudder Falls	Motor Vehicle Accident	Matt Skrebel
1501	2/7/18	NJSP Kingwood	Trp. Mejia #8041	Centre Bridge-Stockton	Police Investigation	Ken Terry
1502	2/8/18	DRJTBC	Matt Skrebel	Scudder Falls	Motor Vehicle Accident	Matt Skrebel
1503	2/9/18	DRJTBC	M. Wahl	EP	Motor Vehicle Accident	Michael Wahl
1504	2/11/18	DRJTBC	Sgt. Scott Brumbaugh	EP	Motor Vehicle Accident	Nicholas Knechel
1505	2/13/18	DRJTBC	Matt Skrebel	Riverton-Belvidere	Overweight Crossing	Matt Skrebel
1506	2/13/18	Belvidere PD	Matt Frauen	Riverton-Belvidere	Hit & Run MVA	Matt Skrebel
1507	2/17/18	DRJTBC	Matt Skrebel	TM	Motor Vehicle Accident	Matt Skrebel
1508	2/18/18	DRJTBC	Matt Skrebel	DWG	Motor Vehicle Accident	Matt Skrebel
1509	2/18/18	DRJTBC	Matthew Jones	I78	Motor Vehicle Accident	Matt Jones
1510	2/19/18	Civilian	Brenda Anderson	Northampton	Other	Kevin Clark
1511	2/19/18	New Hope Police Department	Ken Kozuhowski	NHL-TS	Police Investigation	Kevin Raike
1512	2/21/18	Phillipsburg PD	Ofc. Kevin Cyphers	Northampton	Police Investigation	Matt Skrebel
1513	2/22/18	DRJTBC	Matt Skrebel	Uhlerstown-French town	Hit & Run MVA	Matt Skrebel
1514	2/24/18	PSP Blooming Grove	Trp Joe Wasylyk	MM	Stolen Vehicle	Kevin Clark
1515	2/25/18	Morrisville PD	J Aspromonti	Lower Trenton	Hit & Run MVA	Kevin Clark
1516	2/25/18	DRJTBC	Sgt Brumbaugh	Uhlerstown-French town	Commission Damage	Kevin Clark

ESS Request Video

Report Run Date: 3/2/2018

Report Month: 2/1/2018- 2/28/2018

ID	Request Date	Request_Agency	Requestor	Location	Incident Type	DRJTBC Requestor
1517	2/25/18	NJSP	Trooper Dalton - badge #7731	Riverton-Belvidere	Other	Denis Stites
1518	2/26/18	DRJTBC	Matt Skrebel	DWG	Motor Vehicle Accident	Matt Skrebel
1519	2/26/18	DRJTBC	Matt Skrebel	DWG	Motor Vehicle Accident	Matt Skrebel
1520	2/26/18	DRJTBC	Matt Skrebel	I78	Motor Vehicle Accident	Matt Skrebel
1521	2/27/18	DRJTBC	Matt Skrebel	I78	Motor Vehicle Accident	Matt Skrebel
1522	2/27/18	Lower Makefield PD	OFC. Tangier	Scudder Falls	Police Arrest	Michael Wahl
1523	2/28/18	DRJTBC	Sgt Brumbaugh	Northampton	Motor Vehicle Accident	Kevin Clark
1524	2/28/18	DRJTBC	Nicholas Knechel	Centre Bridge-Stockton	Bridge Jumper	Nicholas Knechel

Total for Month: 31

JANUARY 2018

Bridges	N/R Accidents		Traffic Accidents		Motorist Assists		Other	
	NJ	PA	NJ	PA	NJ	PA	NJ	PA
Milford-Montague 40	-	0	1	0	1	0	0	0
Delaware Water Gap 41	-	0	2	0	4	1	152	6
Portland Pedestrian 42	-	0	0	0	1	0	0	0
Portland - Columbia 43	-	0	0	0	0	0	0	0
Riverton - Belvidere 44	-	0	0	0	0	0	9	1
Rt 22 EP 45	-	3	1	0	2	0	37	0
Northampton St 46	-	1	2	0	0	0	4	7
I-78 47	-	0	5	1	16	4	41	16
Riegelsville 48	-	0	0	0	0	0	3	0
Upper Black Eddy Milford 49	-	0	0	0	0	0	3	1
Uhlerstown Frenchtown 50	-	0	0	0	0	0	2	0
Lumberville Raven Rock 51	-	0	0	0	0	0	0	0
Centre Bridge Stockton 52	-	0	0	0	1	0	3	1
New Hope Lambertville Toll 53	-	0	0	0	2	0	29	0
New Hope Lambertville 54	-	1	0	0	0	0	4	1
Washington Crossing 55	-	0	0	0	1	0	0	0
Scudder Falls 56	-	1	5	1	1	3	0	0
Calhoun St 57	-	0	2	0	0	0	0	0
Lower Trenton 58	-	0	1	0	1	0	0	1
Morrisville Trenton 59	-	1	1	2	0	1	0	0

	Citations	Warnings	Security Checks
New Jersey State Police	344	166	555
Pennsylvania State Police	51	13	703

m

February 2018 Overweight Crossings (CentralDivision)

Location	Manned	Unmanned
Riverton-Belvidere	2	1
Northampton ST.	8	0
Riegelsville	0	1
Uhlerstown - Frenchtown	0	2
Total	10	4

February Overweight Crossings (Southern Region)

Location	Overweights	Unmanned
Lower Trenton	9	9
Calhoun Street	2	1
Washington Crossing	6	5
New Hope	3	0
Lambertville	0	0
Centre Bridge	0	0
Stockton	20	15
Total		

DELAWARE RIVER JOINT TOLL BRIDGE COMMISSION

MONTHLY ACTIVITY SERVICES RENDERED REPORT

BRIDGE Center Bridge-Stockton

MONTH February

YEAR 2018

ACTIVITY/SERVICE	WEEK OF 10-Feb	WEEK OF 17-Feb	WEEK OF 24-Feb	WEEK OF 28-Feb	TOTAL
Disabled Vehicle Removal	0	0	0	0	0
Shift/Hours On Duty	0	0	0	0	0
Patrols/Crossovers	0	0	0	0	0
Other Inspections	0	0	0	0	0
Complaints Received	0	0	0	0	0
Co-Operation W/Other Agencies	0	0	0	0	0
Services Rendered	0	0	0	0	0
First Aid	0	0	0	0	0
Advisories: Pedestrians, Bikers & Automobiles	0	0	0	0	0
Traffic Control Assistance	0	0	0	0	0
River Readings	0	0	0	0	0
Vehicles Refused Passage	0	0	0	0	0
Medical Emergencies (911 Calls)	0	0	0	0	0
Calls For Assistance (State Police)	0	0	0	0	0
Other Incidents					0

NOTES:

DELAWARE RIVER JOINT TOLL BRIDGE COMMISSION

MONTHLY ACTIVITY SERVICES RENDERED REPORT

BRIDGE New Hope-Lambertville

MONTH February

YEAR 2018

ACTIVITY/SERVICE	WEEK OF 10-Feb	WEEK OF 17-Feb	WEEK OF 24-Feb	WEEK OF 28-Feb	TOTAL
Disabled Vehicle Removal	0	0	0	0	0
Shift/Hours On Duty	480	336	336	192	1344
Patrols/Crossovers	179	104	152	86	521
Other Inspections	0	0	0	0	0
Complaints Received	0	0	0	0	0
Co-Operation W/Other Agencies	0	0	0	0	0
Services Rendered	0	0	0	0	0
First Aid	0	0	0	0	0
Advisories: Pedestrians, Bikers & Automobiles	48	29	36	33	146
Traffic Control Assistance	0	0	0	0	0
River Readings	0	0	0	0	0
Vehicles Refused Passage	16	8	5	7	36
Medical Emergencies (911 Calls)	0	0	0	0	0
Calls For Assistance (State Police)	0	1	0	1	2
Other Incidents	0	0	0	0	0

NOTES:

DELAWARE RIVER JOINT TOLL BRIDGE COMMISSION

MONTHLY ACTIVITY SERVICES RENDERED REPORTBRIDGE Washington CrossingMONTH FebruaryYEAR 2018

ACTIVITY/SERVICE	WEEK OF 10-Feb	WEEK OF 17-Feb	WEEK OF 24-Feb	WEEK OF 28-Feb	TOTAL
Disabled Vehicle Removal	0	0	0	0	0
Shift/Hours On Duty	240	168	168	96	672
Patrols/Crossovers	120	84	84	44	332
Other Inspections	0	0	0	0	0
Complaints Received	0	0	0	0	0
Co-Operation W/Other Agencies	0	0	0	0	0
Services Rendered	0	0	0	0	0
First Aid	0	0	0	0	0
Advisories: Pedestrians, Bikers & Automobiles	10	5	2	3	20
Traffic Control Assistance	3	1	1	2	7
River Readings	0	0	0	0	0
Vehicles Refused Passage	2	1	0	2	5
Medical Emergencies (911 Calls)	0	0	0	0	0
Calls For Assistance (State Police)	2	0	1	0	3
Other Incidents	0	0	0	0	0

NOTES:

DELAWARE RIVER JOINT TOLL BRIDGE COMMISSION

MONTHLY ACTIVITY SERVICES RENDERED REPORT

BRIDGE Calhoun Street

MONTH February

YEAR 2018

ACTIVITY/SERVICE	WEEK OF 10-Feb	WEEK OF 17-Feb	WEEK OF 24-Feb	WEEK OF 28-Feb	TOTAL
Disabled Vehicle Removal	0	0	0	0	0
Shift/Hours On Duty	400	256	256	162	1074
Patrols/Crossovers	146	136	154	88	524
Other Inspections	0	0	0	0	0
Complaints Received	0	0	0	0	0
Co-Operation W/Other Agencies	0	0	0	0	0
Services Rendered	0	0	0	0	0
First Aid	0	0	0	0	0
Advisories: Pedestrians, Bikers & Automobiles	22	15	15	14	66
Traffic Control Assistance	1	5	0	0	6
River Readings	0	0	0	0	0
Vehicles Refused Passage	7	9	12	3	31
Medical Emergencies (911 Calls)	0	0	0	0	0
Calls For Assistance (State Police)	0	0	2	1	3
Other Incidents	0	0	0	0	0

NOTES:

DELAWARE RIVER JOINT TOLL BRIDGE COMMISSION

MONTHLY ACTIVITY SERVICES RENDERED REPORT

BRIDGE Lower Trenton

MONTH February

YEAR 2018

ACTIVITY/SERVICE	WEEK OF 10-Feb	WEEK OF 17-Feb	WEEK OF 24-Feb	WEEK OF 28-Feb	TOTAL
Disabled Vehicle Removal	0	0	0	0	0
Shift/Hours On Duty	0	0	16	16	32
Patrols/Crossovers	0	0	8	8	16
Other Inspections	0	0	0	0	0
Complaints Received	0	0	0	0	0
Co-Operation W/Other Agencies	0	0	1	1	2
Services Rendered	0	0	0	0	0
First Aid	0	0	0	0	0
Advisories: Pedestrians, Bikers & Automobiles	0	0	0	0	0
Traffic Control Assistance	0	0	0	0	0
River Readings	0	0	0	0	0
Vehicles Refused Passage	0	0	0	3	3
Medical Emergencies (911 Calls)	0	0	0	0	0
Calls For Assistance (State Police)	0	0	1	1	2
Other Incidents	0	0	0	0	0

NOTES:

DELAWARE RIVER JOINT TOLL BRIDGE COMMISSION

MONTHLY ACTIVITY SERVICES RENDERED REPORT

BRIDGE Lumberville-Raven Rock (Ped)

MONTH February

YEAR 2018

ACTIVITY/SERVICE	WEEK OF 10-Feb	WEEK OF 17-Feb	WEEK OF 24-Feb	WEEK OF 28-Feb	TOTAL
Disabled Vehicle Removal	0	0	0	0	0
Shift/Hours On Duty	0	0	0	0	0
Patrols/Crossovers	2	3	2	1	8
Other Inspections	0	0	0	0	0
Complaints Received	0	0	0	0	0
Co-Operation W/Other Agencies	0	0	0	0	0
Services Rendered	0	0	0	0	0
First Aid	0		0	0	0
Advisories: Pedestrians, Bikers & Automobiles	0	0	0	0	0
Traffic Control Assistance	0	0	0	0	0
River Readings	0	0	0	0	0
Vehicles Refused Passage	0	0	0	0	0
Medical Emergencies (911 Calls)	0	0	0	0	0
Calls For Assistance (State Police)	0	0	0	0	0
Other Incidents					0

NOTES:

DELAWARE RIVER JOINT TOLL BRIDGE COMMISSION

MONTHLY ACTIVITY SERVICES RENDERED REPORT

BRIDGE Northampton Street

MONTH February

YEAR 2018

ACTIVITY/SERVICE	WEEK OF 3-Feb	WEEK OF 10-Feb	WEEK OF 17-Feb	WEEK OF 24-Feb	TOTAL
Disabled Vehicle Removal	0	0	0	0	0
Shift/Hours On Duty	336	336	336	336	1344
Patrols/Crossovers	168	168	168	168	672
Complaints Received	0	1	0	0	1
Co-Operation W/Other Agencies	57	37	38	36	168
Services Rendered	170	159	185	175	689
First Aid	0	0	0	0	0
Advisories: Pedestrians, Bikers & Automobiles	76	58	54	76	264
Traffic Control Assistance	32	16	28	31	107
River Readings	0	0	0	0	0
Vehicles Refused Passage	87	63	74	90	314
Medical Emergencies (911 Calls)	0	0	0	0	0
Calls For Assistance (State Police)	3	0	0	5	8

NOTES:

Complaint: Icy walkway

DELAWARE RIVER JOINT TOLL BRIDGE COMMISSION

MONTHLY ACTIVITY SERVICES RENDERED REPORT

BRIDGE Riegelsville

MONTH February

YEAR 2018

ACTIVITY/SERVICE	WEEK OF 3-Feb	WEEK OF 10-Feb	WEEK OF 17-Feb	WEEK OF 24-Feb	TOTAL
Disabled Vehicle Removal	0	0	0	0	0
Shift/Hours On Duty	284	296	296	288	1164
Patrols/Crossovers	121	148	139	143	551
Complaints Received	0	0	0	0	0
Co-Operation W/Other Agencies	65	55	53	68	241
Services Rendered	53	53	59	57	222
First Aid	0	0	0	0	0
Advisories: Pedestrians, Bikers & Automobiles	14	15	14	16	59
Traffic Control Assistance	13	7	23	16	59
River Readings	0	0	0	0	0
Vehicles Refused Passage	16	9	20	11	56
Medical Emergencies (911 Calls)	0	0	0	0	0
Calls For Assistance (State Police)	0	0	0	2	2

NOTES:

DELAWARE RIVER JOINT TOLL BRIDGE COMMISSION

MONTHLY ACTIVITY SERVICES RENDERED REPORTBRIDGE Milford-Upper Black EddyMONTH FebruaryYEAR 2018

ACTIVITY/SERVICE	WEEK OF 3-Feb	WEEK OF 10-Feb	WEEK OF 17-Feb	WEEK OF 24-Feb	TOTAL
Disabled Vehicle Removal	Unmanned 0	Unmanned 0	Unmanned 0	Unmanned 0	0
Shift/Hours On Duty	0	0	32	0	32
Patrols/Crossovers	0	0	10	0	10
Complaints Received	0	0	0	0	0
Co-Operation W/Other Agencies	0	0	6	0	6
Services Rendered	0	0	0	0	0
First Aid	0	0	0	0	0
Advisories: Pedestrians, Bikers & Automobiles	0	0	0	0	0
Traffic Control Assistance	0	0	0	0	0
River Readings	0	0	0	0	0
Vehicles Refused Passage	0	0	0	0	0
Medical Emergencies (911 Calls)	0	0	0	0	0
Calls For Assistance (State Police)	0	0	0	0	0

NOTES:

DELAWARE RIVER JOINT TOLL BRIDGE COMMISSION

MONTHLY ACTIVITY SERVICES RENDERED REPORT

BRIDGE Frenchtown-Uhlerstown

MONTH February

YEAR 2018

ACTIVITY/SERVICE	WEEK OF 3-Feb	WEEK OF 10-Feb	WEEK OF 17-Feb	WEEK OF 24-Feb	TOTAL
Disabled Vehicle Removal	0	0	0	0	0
Shift/Hours On Duty	96	72	80	104	352
Patrols/Crossovers	48	36	44	52	180
Complaints Received	0	0	0	0	0
Co-Operation W/Other Agencies	0	2	14	20	36
Services Rendered	2	18	17	7	44
First Aid	0	0	0	0	0
Advisories: Pedestrians, Bikers & Automobiles	26	20	13	25	84
Traffic Control Assistance	11	16	16	14	57
River Readings	0	0	0	0	0
Vehicles Refused Passage	15	8	5	15	43
Medical Emergencies (911 Calls)	0	0	0	0	0
Calls For Assistance (State Police)	0	0	0	1	1

NOTES:

DELAWARE RIVER JOINT TOLL BRIDGE COMMISSION

MONTHLY ACTIVITY SERVICES RENDERED REPORT

BRIDGE Belvidere-Riverton

MONTH February

YEAR 2018

ACTIVITY/SERVICE	WEEK OF 3-Feb	WEEK OF 10-Feb	WEEK OF 17-Feb	WEEK OF 24-Feb	TOTAL
Disabled Vehicle Removal	0	0	0	0	0
Shift/Hours On Duty	168	168	168	168	672
Patrols/Crossovers	84	84	85	85	338
Complaints Received	0	0	0	0	0
Co-Operation W/Other Agencies	0	6	0	0	6
Services Rendered	0	10	7	9	26
First Aid	0	0	0	0	0
Advisories: Pedestrians, Bikers & Automobiles	20	21	26	30	97
Traffic Control Assistance	1	13	1	3	18
River Readings	0	0	0	0	0
Vehicles Refused Passage	7	16	17	15	55
Medical Emergencies (911 Calls)	0	0	0	0	0
Calls For Assistance (State Police)	0	0	0	0	0

NOTES:

DELAWARE RIVER JOINT TOLL BRIDGE COMMISSION

MONTHLY ACTIVITY SERVICES RENDERED REPORT

BRIDGE Lumberville-Raven Rock Pedestrian Bridge

MONTH February

YEAR 2018

ACTIVITY/SERVICE	WEEK OF 3-Feb	WEEK OF 10-Feb	WEEK OF 2/17/2017	WEEK OF 24-Feb	TOTAL
Disabled Vehicle Removal					0
Shift/Hours On Duty					0
CNTRL REGION AC PATROLS	2	2	2	3	9
Complaints Received					0
Co-Operation W/Other Agencies					0
Services Rendered					0
First Aid					0
Advisories: Pedestrians, Bikers & Automobiles					0
Traffic Control Assistance					0
River Readings					0
Vehicles Refused Passage					0
Medical Emergencies (911 Calls)					0
Calls For Assistance (State Police)					0

NOTES:

DELAWARE RIVER JOINT TOLL BRIDGE COMMISSION

Meeting of March 26, 2018

**Operation Report Index
For
Training & Employee Safety**

SUBJECT	DESCRIPTION	PAGE NUMBER
Training & Employee Safety Department	Month of February Status Reports	1-2

DELAWARE RIVER JOINT TOLL BRIDGE COMMISSION
Meeting of March 26, 2018

TRAINING AND EMPLOYEE SAFETY DEPARTMENT
MONTH OF FEBRUARY 2018

The below-listed items represent meetings, communications, tasks, and projects involving the Training and Employee Safety Department:

- Scheduled twelve (12) “Respect in the Work Place” (Harassment) classes.
- Collaborated with Michelle Gara and Mark Simonetta and produced and formatted the Toll Lieutenants test.
- Collaborated with Michelle Gara and Mark Simonetta and reviewed, revised, and formatted the Toll Sergeants and Corporals tests.
- TES personnel met with Mark Simonetta and reviewed the Regional Maintenance Supervisors test in preparation of presenting the pretest training.
- TES personnel prepared a draft of the standard operating procedures for the DRJTBC “Peer Support Group”.
- On February 22, conducted interviews for the Training Coordinator position.
- Matthew Corrigan was promoted as the Employee Safety Coordinator.
- Angelica Richardson was hired as the Training Coordinator.
- On February 8, TES personnel met with Kevin Warczyglowa from PMA and discussed employee safety training programs that PMA can provide.
- On February 9, attended the DRJTBC Staff meeting.
- On February 14, TES personnel attended a meeting with Hunterdon Medical Center CPR training managers regarding their CPR/AED/First Aid training program.
- Scheduled a CPR/AED/First Aid training for toll staff in need of training.
- On February 13, held a departmental meeting to discuss the implementation of the training program.
- On February 21, attended a meeting to discuss furniture for TES training needs.
- On February 21 TES staff met with Joanna Cruz to discuss the mentoring program.

DELAWARE RIVER JOINT TOLL BRIDGE COMMISSION
Meeting of March 26, 2018

Daily Activities Include the Following:

- Conducted recordkeeping of all training.
- Researched training vendors and contacted several to discuss their training programs.
- Scheduling of State Police coverage for requested details which include but are not limited to safety/camera cleaning, lane closing etc.
- Continued coordination of supplementary patrols with SP agencies to slow down traffic at various toll facilities. (Visibility details etc.)
- Coordinated/obtained accident reports from State Police liaisons as requested.
- Conducted background checks for DRJTBC new hires.
- Processing of State Police monthly invoices.
- Coordinated State Police representation for the monthly Commission meeting.

DELAWARE RIVER JOINT TOLL BRIDGE COMMISSION

Meeting of March 26, 2018

**OPERATIONS INDEX
FOR
INFORMATION TECHNOLOGY**

SUBJECT	DESCRIPTION	PAGE NUMBER
Information Technology	Status Report Month of February 2018	1

DELAWARE RIVER JOINT TOLL BRIDGE COMMISSION

Meeting of March 26, 2018

Information Technology Department Report

Month of February 2018

The following activities under the general heading of Information Technology were recently initiated, accomplished, or performed:

IT Helpdesk/Deployments:

- IT** Processed 122 work orders for the month.
- IT** Includes all software support, IT daily tasks, printer and desktop support, Intranet, news and job postings, telephone support, and form design/updates.
- IT** Includes configuration and deployment of desktops, laptops, and cell phones.
- IT** Includes MUNIS, Kronos, Cartegraph, and other Enterprise Software updates and maintenance, and EZ-Pass support.

IT Projects:

IT ADP Time Project:

- IT** We are well into our ADP Time project and currently on-time.

IT MUNIS Upgrade:

- IT** Preparing to upgrade MUNIS to the latest cloud version. Our Attorneys are currently reviewing the agreement.

IT Telephone Upgrade:

- IT** We are currently setting up a test using an “off-net provider” to prove a VOIP system can be deployed on the current WAN.

IT Wireless:

- IT** We are in the process of upgrading our wireless network. More details to come.

IT I78 Garage:

- IT** IT has had some level of presence at I78 over the past month to support the completion of the garage construction performing tasks such as moving equipment and setting up telephones.

IT HVAC/Lightning/Fuel Systems:

- IT** We continue to support the implementation of the various Building Management Systems.