

**DELAWARE RIVER**  
**JOINT TOLL BRIDGE COMMISSION**  
**MINUTES**  
**MEETING OF FEBRUARY 26, 2018**

**DELAWARE RIVER JOINT TOLL BRIDGE COMMISSION**

**MEMBERS OF THE COMMISSION**

**NEW JERSEY**

HONORABLE MICHAEL B. LAVERY  
**Chairman**

HONORABLE GEOFFREY S. STANLEY

HONORABLE GARRETT LEONARD VAN VLIET

HONORABLE LORI CIESLA

HONORABLE YUKI MOORE LAURENTI  
**Treasurer**

**PENNSYLVANIA**

HONORABLE WADUD AHMAD  
**Vice Chairman**

HONORABLE MIRIAM HUERTAS

HONORABLE PAMELA JANVEY  
**Secretary**

HONORABLE DANIEL GRACE

HONORABLE JOHN D. CHRISTY

**DELAWARE RIVER JOINT TOLL BRIDGE COMMISSION**

**STANDING COMMITTEES**

**FINANCE, INSURANCE MANAGEMENT AND OPERATIONS**

**PENNSYLVANIA:** Janvey\*, Huertas  
**NEW JERSEY:** Ciesla, Laurenti

**PROJECTS, PROPERTY AND EQUIPMENT**

**PENNSYLVANIA:** Ahmad, Grace  
**NEW JERSEY:** Stanley, Van Vliet\*

**PROFESSIONAL SERVICES**

**PENNSYLVANIA:** Ahmad\*, Christy  
**NEW JERSEY:** Lavery, Van Vliet

**PERSONNEL**

**PENNSYLVANIA:** Grace, Janvey  
**NEW JERSEY:** Ciesla, Stanley\*

---

**AUDIT COMMITTEE**

**PENNSYLVANIA:** Ahmad, Janvey  
**NEW JERSEY:** Lavery\*, Laurenti

**ADMINISTRATIVE COMMITTEE**

**PENNSYLVANIA:** Grace, Huertas  
**NEW JERSEY:** Laurenti\*, Ciesla

Chairman and Vice Chairman Ex-Officio of all Committees

\*Chairman of Committee

**DELAWARE RIVER JOINT TOLL BRIDGE COMMISSION  
RECAPITULATION OF COMMITTEE MEMBERSHIP**

<b>Lavery</b>	(1) Ex-Officio of all Committees (2) Professional Services Committees (3) Audit Committee (Chairperson)
<b>Ciesla</b>	(1) Finance, Insurance Management and Operations Committee (2) Personnel Committee (3) Administrative Committee
<b>Ahmad</b>	(1) Projects, Property and Equipment Committee (2) Professional Services Committee (Chairperson) (3) Audit Committee
<b>Grace</b>	(1) Projects, Property and Equipment Committee (2) Personnel Committee (3) Administrative Committee
<b>Janvey</b>	(1) Finance, Insurance Management and Operations Committee (Chairperson) (2) Personnel Committee (3) Audit Committee
<b>Laurenti</b>	(1) Finance, Insurance Management and Operations Committee (2) Audit Committee (3) Administrative Committee (Chairperson)
<b>Christy</b>	(1) Professional Services
<b>Stanley</b>	(1) Projects, Property and Equipment Committee (2) Personnel Committee (Chairperson)
<b>Huertas</b>	(1) Finance, Insurance Management and Operations Committee (2) Administrative Committee
<b>Van Vliet</b>	(1) Projects, Property and Equipment Committee (Chairperson) (2) Professional Services Committee

**DELAWARE RIVER JOINT TOLL BRIDGE COMMISSION**

**PROFESSIONAL ASSOCIATES**

**CONSULTING ENGINEERS**

CHERRY, WEBER & ASSOCIATES  
Freehold, NJ

**LEGAL COUNSEL**

ARCHER  
Philadelphia, Pennsylvania

FLORIO, PERRUCCI, STEINHARDT & FADER  
Phillipsburg, New Jersey

**EMPLOYMENT COUNSEL**

STRADLEY, RONON, STEVENS & YOUNG  
Philadelphia, Pennsylvania

CHIESA SHAHINIAN & GIANTOMASI  
West Orange, New Jersey

**AUDITOR**

ZELENKOWSKIE AXELROD, LLC  
Jamison, Pennsylvania

**FINANCIAL ADVISOR**

NW FINANCIAL GROUP  
Jersey City, New Jersey

**COMMUNICATIONS CONSULTANT**

BELLVUE COMMUNICATIONS  
Philadelphia, Pennsylvania

**INVESTMENT ADVISOR**

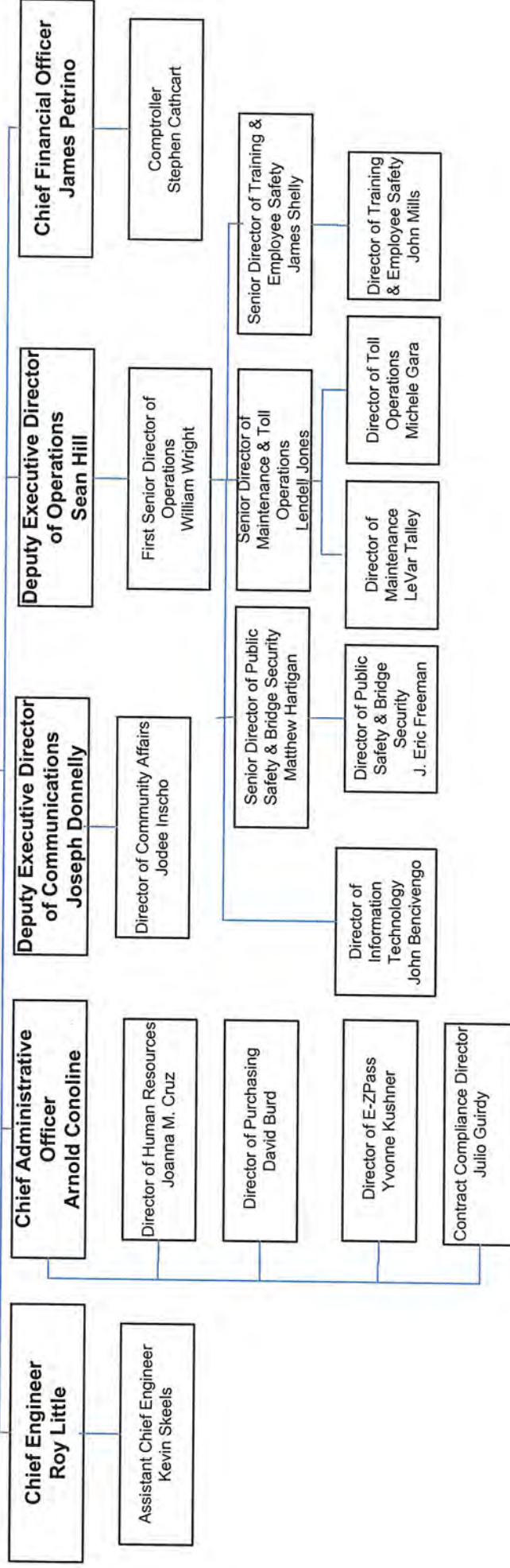
WILMINGTON TRUST  
Wilmington, Delaware

# DELAWARE RIVER JOINT TOLL BRIDGE COMMISSION

## ORGANIZATION CHART

### COMMISSIONERS

**Executive Director  
Joseph J. Resta**



# DELAWARE RIVER JOINT TOLL BRIDGE COMMISSION

Meeting of February 26, 2018

## INDEX TO MINUTES

	PAGE
1. Call to Order .....	1
2. Appearances.....	1 - 2
3. Roll Call.....	2
4. Welcome Remarks of Chairman .....	2
5. Introduction of Comments from the Public .....	2
6. Executive Director's Report .....	2 - 4
7. Presentation of "Proclamation of the Commissioners To Commission Personnel.....	4 - 5
8. Approval of Minutes for Commission Meeting held January 29, 2018.....	5 - 6
9. Approval of Operations Report Month of January 2018 .....	6
10. Authorize the Selection of Investment Manager for the OPEB Trust Fund.....	6 - 7
11. Operation and Maintenance New Toll Garage Floor Concrete Resurfacing-Award of Contract To Applewood Enterprise Inc.....	7
12. Southern Operations & Maintenance Facilities Improvements – Award of Contract C-519A To Gannett Fleming Architects Inc. ....	7 - 8
13. Acceptance of the 2017 Traffic Engineering Report Year 2018 Toll Bridge Traffic Volume and Revenue Projections Submitted by the Traffic Engineering Consultant, C-686A.....	8
14. Approval for Retirement Benefits, Kim Hilty, Senior Toll Auditor.....	9

# DELAWARE RIVER JOINT TOLL BRIDGE COMMISSION

## Meeting of February 26, 2018

15.	Approval for Retirement Benefits, Matthew Spaziani, Bride Monitor I, Central Region.....	9
16.	Promotions of Maintenance Employees at Various Locations (7) Individual.....	9 - 10
17.	Promotion of Anna Parichuk to Custodial Supervisor .....	10 - 11
18.	Promotion of Matthew Corrigan to Employee Safety Coordinator .....	11
19.	Promotion of Brian Wilson to ESS Project Coordinator .....	11 - 12
20.	Appointment of Angelica Richardson to Training Coordinator .....	12
21.	Appointment of Eric Grant to Bridge Monitor II, Southern Region .....	12 - 13
22.	Appointment of John Lane to Bridge Monitor II, Southern Region .....	13
23.	Appointment of Bernard Fey to Maintenance Worker III, Central Region .....	14
24.	Appointment of Aaron Kinsman to Maintenance Worker III, Norther Region .....	14 - 15
25.	Appointment of Steve Borger to Maintenance Worker III, Northern Region .....	15
26.	Appointment of Tracy Genest to Administrative Specialist, Central Region .....	15 - 16
27.	Appointment of Madani Tall to Teller/Inventory Control Specialist, Southern Region.....	16
28.	Appointment of Lourdes Padilla to Teller/Inventory Control Specialist, Central Region .....	16 - 17



# DELAWARE RIVER JOINT TOLL BRIDGE COMMISSION

## Meeting of February 26, 2018

29.	Appointment of Matthew Jones to Electronic, Security & Surveillance Assistant Coordinator .....	17
30.	Approval of Payment of Invoices Stradley Ronon, PA Labor Counsel.....	18
31.	Approval of Payment of Invoices Archer Law, PA Labor Counsel.....	18
32.	Approval for Payment of Invoice Chiesa, Shahinian & Giantomasi, NJ Labor Counsel.....	19
33.	Approval of Payment of Invoice, Florio Perrucci Steinhardt and Fader, NJ Legal Counsel .....	19
34.	Invitation for Comments from the Public .....	20
35.	Scheduling of the March 26, 2018 Meeting .....	20
36.	Adjournment .....	20

# **DELAWARE RIVER JOINT TOLL BRIDGE COMMISSION**

**Meeting of February 26, 2018**

## **CALL TO ORDER**

The Regular Monthly Meeting of the Delaware River Joint Toll Bridge Commission was called to Order at the New Hope Executive Offices, 2492 River Road, New Hope, PA. 18938-9519, on Monday, February 26, 2018 at 10:30 a.m. pursuant to notice properly forwarded to each member in compliance with the by-laws. Michael Lavery, Chairman, presided at this meeting.

Chairman Lavery addressed the meeting and noted for the record, there was no Executive Session held, prior to the Public Meeting.

## **APPEARANCES**

### **COMMISSION MEMBERS:**

Hon. Wadud Ahmad (Pennsylvania)  
Hon. Lori Ciesla (New Jersey)  
Hon. John Christy (Pennsylvania)  
Hon. Miriam Huertas (Pennsylvania)  
Hon. Yuki Moore Laurenti (New Jersey)  
Hon. Michael Lavery (New Jersey)  
Hon. Geoffrey S. Stanley (New Jersey)  
Hon. Garrett Van Vliet (New Jersey)

### **COMMISSION MEMBERS ABSENT**

Hon. Daniel Grace (Pennsylvania)  
Hon. Pamela Janvey (Pennsylvania)

### **COMMISSION COUNSEL:**

Douglas Steinhardt, Florio, Perrucci, Steinhardt & Fader, New Jersey  
Shelley Smith, Archer Law, Pennsylvania  
Jonathan Bloom, Stradley, Ronon, Stevens & Young Pennsylvania  
John Casey, Chiesa Shahinian & Giantomasi, New Jersey

### **GOVERNORS REPRESENTATIVES:**

Chelsea Guzowski, PA Governor's Office  
Edmund Caulfield, NJ Governor's Office

### **COMMISSION STAFF MEMBERS:**

Joseph J. Resta, Executive Director  
Sean Hill, Deputy Executive Director of Operations  
Roy Little, Chief Engineer

# **DELAWARE RIVER JOINT TOLL BRIDGE COMMISSION**

**Meeting of February 26, 2018**

James Petrino, Chief Financial Officer  
Joseph Donnelly, Deputy Executive Director of Communications  
Arnold Conoline, Chief Administrative Officer  
Stephen Cathcart, Comptroller  
Wendy Reading, Director of Administrative Services  
Joanna Cruz, Human Resources Director  
Julio Guridy, Director of Contract Compliance  
Jodee Inscho, Director of Community Affairs

## **COMMISSION EMPLOYEES**

Cynthia Cicero; Bridge Monitor  
John White, Bridge Monitor  
Matthew Skrebel, PCC Coordinator,  
Matthew Jones, PCC Monitor;  
Lawrence Dubin; Bridge Fleet Supervisor  
James Davis, Security Assistant Coordinator;  
Michael Schermerhorn, Maintenance Workers,

## **ROLL CALL**

Joseph Resta, Executive Director, in his capacity as Secretary for this Meeting called the roll, and at the conclusion thereof, reported that there was a quorum present-there being three members present from the Commonwealth of Pennsylvania and five members present from the State of New Jersey.

## **WELCOMING REMARKS OF CHAIRMAN**

Chairman Lavery welcomed those persons whose identities are set forth hereinabove under "Appearances".

## **INTRODUCE ANY COMMENTS FROM THE PUBLIC**

Chairman Lavery addressed the meeting and invited any comments from the public on items pertaining to today's Agenda. No questions were presented.

## **EXECUTIVE DIRECTORS REPORT**

Joseph Resta, Executive Director, addressed the meeting and said;

*"Thank you Mr. Chairman, we are now approaching the end of February, and although I may be jinxing things, the winter of 2017-2018 has been less significant than storm seasons of years past;*

*"We have worked 15 storms this winter, primarily salting events with a few salting/plowing events. 13 of the storms affected the Northern, Central, and*

## DELAWARE RIVER JOINT TOLL BRIDGE COMMISSION

Meeting of February 26, 2018

*Southern Regions. 1 storm affected the Northern and Central Region; and 1 storm just affected the Northern Region;*

*“So despite the lack of big snow so far, the salting events and the especially tough year for potholes has kept our crews busier than ever. Maintenance is such a large part of our mission, as such, for Commissioner’s consideration today is the award of a design contract for the Southern Operations and Maintenance Facility;*

*“As you may recall, the Southern Operations and Maintenance Facility at Morrisville is one of three capital projects that are interrelated and tightly sequenced to prepare the Commission for a bright future;*

*“First and foremost is the Scudder Falls Bridge Replacement Project, over a decade in the making, and since last summer, quickly approaching its first environmental in-water construction restrictions time-frame. February and March of 2018 are critically important to the sequence for the entire project, and construction crews are diligently working to complete their scheduled tasks;*

*“One of the prerequisites for a completed Scudder Falls Bridge is the necessity for an enlarged, state of the art, maintenance and operations facility to take care of the newly constructed bridge. Today’s design contract award begins the very important process for the fulfillment of our maintenance and operations mission in the Southern Region;*

*“Our current building located at the Trenton-Morrisville Bridge currently houses most of our administrative staff, toll collection staff, and maintenance staff for this region. The building has reached the end of its useful life and needs replacement. An important step for the demolition and reconstruction of the facility in Morrisville is also constructing a new administration facility to be located adjacent to the Scudder Falls Bridge. That project is in the construction procurement phase and we expect to take bids in the next couple of weeks;*

*“Also on today’s agenda is the adoption of our 2017 Traffic Engineering Report, inclusive of 2018 Traffic Volume and Revenue Projections. This is a professional service necessitated by our bond indenture, but also provides us analysis to help us plan for budgets, and helps the Commission’s long-standing practice of being fiscally stable. That consistency and fiscal stability is also evident in the selection of an OPEB Trust Fund Investment Manager, also on today’s agenda, adding to the significant commitment that Commissioners’ have made to employees and funded to high levels with comparatively little unfunded obligation;*

# DELAWARE RIVER JOINT TOLL BRIDGE COMMISSION

Meeting of February 26, 2018

*"And, although I'd like to keep my comments brief for a meeting with a full agenda, I would be remiss if I didn't mention the proclamation that will be read into the record shortly;*

*"The Bridge Commission has many patrons, those who pay tolls, those who enjoy driving our toll-supported bridges, and those who are crossing on foot or walking their bicycles on pedestrian walkways;*

*"Sometimes, one of our patrons is in trouble... today's proclamation highlights the team effort that it took to recognize a patron in trouble, and keep that patron from doing harm to themselves, twice;*

*"We are proud of our employees, and the proclamation acknowledges their dedication and commitment to public service; but also unfortunately highlights the issues surrounding mental health and our collective societal aversion to bringing these issues to the forefront so we can better help folks who wish to do harm to themselves or others due to untreated, or undertreated mental health issues;*

*"Mr. Chairman, this concludes my report."*

## **PRESENTATION OF "PROCLAMATION OF THE COMMISSIONERS TO COMMISSION PERSONNEL"**

Chairman Lavery addressed the meeting and read the following Proclamation.

**"WHEREAS**, the Delaware River Joint Toll Bridge Commission is a bistate transportation agency with a network of 20 bridges linking the states of New Jersey and Pennsylvania; and

**"WHEREAS**, the Commission employs roughly 350 full-time employees to operate, maintain, and protect its system of transportation facilities; and

**"WHEREAS**, the Commission provides ongoing training to handle emergencies, accidents and other incidents that occur from time to time at the agency's transportation facilities; and

**"WHEREAS**, on the morning of January 30, 2018, 14 Commission employees used their training, skill and experience in preventing a distraught individual from attempting two suicidal leaps into the freezing Delaware River from the Calhoun Street Toll-Supported Bridge; and

**"WHEREAS**, the incident response entailed a well-coordinated team effort that began when a bridge monitor came upon a male in a state of crisis on the bridge's pedestrian walkway; and

**"WHEREAS**, personnel at the Commission's Primary Control Center (PCC) dispatched local police, fire and rescue resources to the scene after being advised of the situation; and

# **DELAWARE RIVER JOINT TOLL BRIDGE COMMISSION**

**Meeting of February 26, 2018**

**“WHEREAS**, another bridge monitor, two maintenance employees, and a security supervisor arrived at the scene to help restrain the suicidal individual from jumping while other Commission personnel closed the bridge’s vehicular lanes and pedestrian walkway; and

**“WHEREAS**, the distraught male was transported to a nearby hospital, but escaped custody shortly after his arrival and then proceeded back to the Calhoun Street Bridge; and

**“WHEREAS**, bridge monitors again engaged the individual on the bridge’s walkway after alerting the PCC of the need for additional local resources and Commission personnel; and

**“WHEREAS**, multiple Commission employees once again had to wrestle the individual away from the bridge’s railing and restrain him on the sidewalk until police could arrive; and

**“WHEREAS**, all of the Commission employees involved in the situation worked in harmony, risking their safety and well-being to prevent a stranger from possibly ending his life; now therefore,

**“BE IT FURTHER RESOLVED**, by the Delaware River Joint Toll Bridge Commission assembled for a meeting at New Hope, PA. this 26<sup>th</sup> day of February 2018, that this Commission hereby recognizes; Bridge Monitors John White and Cynthia Cicero; PCC Manager Kenneth Terry, PCC Coordinator Matthew Skrebel, and PCC Monitor Matthew Jones; Fleet Supervisor Lawrence Dubin; Bridge Security Assistant Coordinator James Davis; Maintenance Workers Michael Schermerhorn, Brian Carr, Shaun Profy, Robert Geronemo, and Matthew Satmary; and Toll Corporals John Zara and Nicholas Marchesani, and commends their heroic life-saving actions that went above and beyond the call of duty; and

**“BE IT FURTHER RESOLVED**, that this Proclamation be included in the Meeting Minutes, copies be placed in respective personnel files, and a copy be displayed at Southern Region offices.

## **APPROVAL OF MINUTES FOR COMMISSION MEETING HELD JANUARY 29, 2018**

**R: 3464-02-18- ADM-01-02-18**

Chairman Lavery addressed the meeting and requested the adoption of a Resolution approving the Minutes of the Commission Meeting held January 29, 2018.

At the conclusion of the review, Vice Chairman Ahmad moved and Commissioner Van Vliet seconded the adoption of the following Resolution:

## **DELAWARE RIVER JOINT TOLL BRIDGE COMMISSION**

### **Meeting of February 26, 2018**

**"RESOLVED**, by the Delaware River Joint Toll Bridge Commission at its Regular Meeting assembled this 26th day of February 2018 that the Minutes of the Regular Commission Meeting held on January 29, 2018 be and the same hereby are approved."

Chairman Lavery invited any questions on the Resolution. No questions were presented and the Resolution was unanimously adopted.

### **APPROVAL OF OPERATIONS REPORT FOR THE MONTH OF JANUARY 2018**

**R: 3465-02-18- ADM-02-02-18**

Chairman Lavery addressed the meeting and asked if there were any questions on any of the reports contained in the "Operations Report".

At the conclusion of the review, Commissioner Laurenti moved and Vice Chairman Ahmad seconded the adoption of the following Resolution:

**"RESOLVED**, by the Delaware River Joint Toll Bridge Commission at its Regular Meeting assembled this 26th day of February 2018 that the Operations Report, which reflects Commission activity for the month of January 2018 are hereby approved."

Chairman Lavery then invited any questions on the Resolution. No questions were presented and the Resolution was unanimously adopted.

### **SELECTION OF INVESTMENT MANAGER FOR THE OPEB TRUST FUND**

**R: 3466-02-18- ADM-03-02-18**

Chairman Lavery addressed the meeting and asked the Commission Members if, after their review, there were any questions.

At the conclusion of the review, Commissioner Laurenti moved and Commissioner Stanley seconded the adoption of the following Resolution:

**"RESOLVED**, by the Delaware River Joint Toll Bridge Commission at its Regular Meeting assembled this 26th day of February, via this Resolution, approves the selection by the Administrative Committee of Marquette Associates, Inc. to serve in a fiduciary capacity as Investment Manager for the OPEB Trust Fund, as defined and in accordance with the "Agreement and Declaration of Trust" dated December 29, 2009 between the Commission and US Bank, Trustee;

**"RESOLVED**, the Commission hereby further authorizes the Executive Director to (i) negotiate and execute on behalf the Commission and the Administrative Committee an appropriate contract with Marquette Associates, Inc. in accordance with the terms and conditions of the RFP and the Agreement and Declaration of Trust, and further subject to the following annual fee

# **DELAWARE RIVER JOINT TOLL BRIDGE COMMISSION**

**Meeting of February 26, 2018**

compensation limits: 0.15% on the first \$100 million of Trust Fund assets and 0.075% on Trust Fund assets exceeding \$100 million, and (ii) take all other actions as necessary on behalf of the Commission and the Administrative Committee to effectuate the intent of this resolution.”

Chairman Lavery addressed the meeting and said:

*“I want to thank Commissioner Laurenti, who is chair of the administrative committee, and the staff who put a lot of work into this.”*

Commissioner Laurent addressed the meeting and said:

*“Thank you, Commissioner. I also want to thank the staff, especially CFO Mr. Petrino for a very thoughtful presentation, I know this was a lot of work and we appreciate it very much and look forward to going forward.”*

Chairman Lavery then invited any further questions or comments on the Resolution. No questions were presented and the Resolution was unanimously adopted,

## **OPERATION AND MAINTENANCE NEW TOLL GARAGE FLOOR CONCRETE RESURFACING – AWARD OF CONTRACT TO APPLEWOOD ENTERPRISE INC.**

**R: 3467-02-18- PROJ-01-02-18**

Chairman Lavery addressed the meeting and asked the Commission Members if, after their review, there were any questions.

At the conclusion of the review, Commissioner Stanley moved and Vice Chairman Ahmad seconded the adoption of the following Resolution:

**RESOLVED**, by the Delaware River Joint Toll Bridge Commission, at its Regular Meeting assembled this 26th day of February, 2018, via this Resolution authorizes the Executive Director or designee to enter into a contract with Applewood Enterprises Inc.”

Chairman Lavery then invited any further questions on the Resolution. No questions were presented and the Resolution was unanimously adopted.

## **SOUTHERN OPERATIONS & MAINTENANCE FACILITIES IMPROVEMENTS- AWARD OF CONTRACT C-519A TO GANNETT FLEMING ARCHITECTS INC.**

**R: 3468-02-18- ENG-01-02-18**

Chairman Lavery addressed the meeting and asked the Commission Members if, after their review, there were any questions.



# **DELAWARE RIVER JOINT TOLL BRIDGE COMMISSION**

## **Meeting of February 26, 2018**

At the conclusion of the review, Commissioner Van Vliet moved and Vice Chairman Ahmad seconded the adoption of the following Resolution:

**“RESOLVED**, by the Delaware River Joint Toll Bridge Commission, at its Regular Meeting assembled this 26th day of February, 2018, via this Resolution, that the Commission award Contract No. C-519A, Southern Operations & Maintenance Facilities Improvements, to Gannett Fleming, Architects Inc. of Piscataway, New Jersey for a not-to-exceed amount of \$3,012,681.45; and

**“RESOLVED**, Identify the General Reserve Fund as the source of funds required for payment of any invoices; and

**“RESOLVED**, the Executive Director is hereby authorized to approve and execute all necessary contracts on behalf of the DRJTBC.”

Chairman Lavery then invited any further questions on the Resolution. No questions were presented and the Resolution was unanimously adopted.

### **ACCEPTANCE OF THE 2017 TRAFFIC ENGINEERING REPORT YEAR 2018 TOLL BRIDGE TRAFFIC VOLUME AND REVENUE PROJECTIONS SUBMITTED BY THE TRAFFIC ENGINEERING CONSULTANT, C-686A**

**R: 3469-02-18- ENG-02-02-18**

Chairman Lavery addressed the Meeting and asked the Commission Members if, after their review, there were any questions.

At the conclusion of the review, Commissioner Van Vliet moved and Commissioner Ciesla seconded the adoption of the following Resolution:

**“RESOLVED**, by the Delaware River Joint Toll Bridge Commission at its Regular Meeting assembled this 26th day of February, 2018, via this Resolution authorizes receipt, filing and acceptance of the report entitled 2017 Traffic Engineering Report Year 2018 Toll Bridge Traffic Volume and Revenue Projections as submitted by the Commission’s Traffic Engineering Consultant.”

Chairman Lavery then invited any questions on the Resolution. No questions were presented and the Resolution was unanimously adopted.

## **DELAWARE RIVER JOINT TOLL BRIDGE COMMISSION**

**Meeting of February 26, 2018**

### **APPROVAL FOR RETIREMENT BENEFITS, KIM HILTY, SENIOR TOLL AUDITOR**

**R: 3470-02-18- PER-01-02-18**

Chairman Lavery addressed the Meeting and asked the Commission Members if, after their review, there were any questions.

At the conclusion of the review, Commissioner Stanley moved and Commissioner Laurenti seconded the adoption of the following Resolution:

**"RESOLVED**, by the Delaware River Joint Toll Bridge Commission at its Regular Meeting assembled this 26th day of February, 2018, via this Resolution subject to applicable practices and procedures, the Commission approves the provision of retirement benefits to Kim Hilty who is to retire on May 25, 2018."

Chairman Lavery then invited any questions on the Resolution. No questions were presented and the Resolution was unanimously adopted.

### **APPROVAL FOR RETIREMENT BENEFITS, MATTHEW SPAZIANI, BRIDGE MONITOR I, CENTRAL REGION**

**R: 3471-02-18- PER-02-02-18**

Chairman Lavery addressed the Meeting and asked the Commission Members if, after their review, there were any questions.

At the conclusion of the review, Commissioner Van Vliet moved and Commissioner Stanley seconded the adoption of the following Resolution:

**"RESOLVED**, by the Delaware River Joint Toll Bridge Commission at its Regular Meeting assembled this 26th day of February, 2018, via this Resolution subject to applicable practices and procedures, the Commission approves the provision of retirement benefits to Matthew Spaziani who is to retire on May 5, 2018."

Chairman Lavery then invited any questions on the Resolution. No questions were presented and the Resolution was unanimously adopted.

### **PROMOTIONS OF MAINTENANCE EMPLOYEES AT VARIOUS LOCATIONS (7) INDIVIDUALS**

**R: 3472-02-18- PER-03-02-18**

Chairman Lavery addressed the Meeting and asked the Commission Members if, after their review, there were any questions.

## DELAWARE RIVER JOINT TOLL BRIDGE COMMISSION

### Meeting of February 26, 2018

At the conclusion of the review, Vice Chairman Ahmad moved and Commissioner Stanley seconded the adoption of the following Resolution:

**"RESOLVED**, by the Delaware River Joint Toll Bridge Commission at its Regular Meeting assembled this 26th day of February, 2018, that via this Resolution authorizes the Executive Director to effect the promotions of the following employees, at the stated salaries at the start of the first pay period after the approval of this Resolution to the classifications indicated below:

Employee	Loc.	Position	Salary
Stephen Smith	I-78	Maintenance Worker II	\$45,547
Michael Curnkey	DWG	Maintenance Worker II	\$45,547
George Farrell	NH-L	Maintenance Worker I	\$52,725
Frederick Fennimore	LT TS	Maintenance Worker I	\$52,725
Robert Reinhardt	PC	Maintenance Worker I	\$55,361
James Herb	PC	Maintenance Worker I	\$52,725
Mitchell Vance	MM	Maintenance Worker I	\$52,725

Chairman Lavery then invited any questions on the Resolution. No questions were presented and the Resolution was unanimously adopted.

### PROMOTION OF ANNA PARICHUK TO CUSTODIAL SUPERVISOR

**R: 3473-02-18- PER-04-02-18**

Chairman Lavery addressed the Meeting and asked the Commission Members if, after their review, there were any questions.

At the conclusion of the review, Commissioner Laurenti moved and Commissioner Stanley seconded the adoption of the following Resolution:

**"RESOLVED**, by the Delaware River Joint Toll Bridge Commission at its Regular Meeting assembled this 26th day of February, 2018, via this Resolution, that Anna Parichuk be promoted to the position of Custodial Supervisor, pursuant to the Operations Reorganization approved by the Board of Commissioners at the October 2017 Commission meeting. Compensation shall be set at \$44,581 per annum, which is within the pay scale for the Custodial Supervisor position (\$44,581 - \$49,040), in accordance with the salary table approved by the Board of

## **DELAWARE RIVER JOINT TOLL BRIDGE COMMISSION**

**Meeting of February 26, 2018**

Commissioners at the October 2017 Commission meeting, and effective for all appointments, promotions and reclassifications made on or after November 20, 2017. The promotion to be made pending satisfactory completion of the required personnel processing.

Chairman Lavery then invited any questions on the Resolution. No questions were presented and the Resolution was unanimously adopted.

### **PROMOTION OF MATTHEW CORRIGAN TO EMPLOYEE SAFETY COORDINATOR**

**R: 3474-02-18- PER-05-02-18**

Chairman Lavery addressed the Meeting and asked the Commission Members if, after their review, there were any questions.

At the conclusion of the review, Vice Chairman Ahmad moved and Commissioner Stanley seconded the adoption of the following Resolution:

**"RESOLVED**, by the Delaware River Joint Toll Bridge Commission at its Regular Meeting assembled this 26th day of February, 2018, via this Resolution that Matthew Corrigan be promoted to the position of Employee Safety Coordinator, pursuant to the Operations Reorganization approved by the Board of Commissioners at the October 2017 Commission meeting. Compensation shall be set at \$77,000 per annum, which is outside the pay scale for the Employee Safety Coordinator position (\$63,860 - \$70,246), in accordance with the salary table approved by the Board of Commissioners at the October 2017 Commission meeting, and effective for all appointments, promotions and reclassifications made on or after November 20, 2017. Payment outside the pay scale is necessary to prevent a pay cut to the promoted employee. The promotion to be made pending satisfactory completion of the required personnel processing

Chairman Lavery then invited any questions on the Resolution. No questions were presented and the Resolution was unanimously adopted.

### **PROMOTION OF BRIAN WILSON TO ESS PROJECT COORDINATOR**

**R: 3475-02-18- PER-06-02-18**

Chairman Lavery addressed the Meeting and asked the Commission Members if, after their review, there were any questions.

At the conclusion of the review, Commissioner Stanley moved and Vice Chairman Ahmad seconded the adoption of the following Resolution:

**"RESOLVED**, by the Delaware River Joint Toll Bridge Commission at its Regular Meeting assembled this 26th day of February, 2018, via this Resolution, that Brian Wilson be

## **DELAWARE RIVER JOINT TOLL BRIDGE COMMISSION**

### **Meeting of February 26, 2018**

appointed/promoted to the position of ESS Project Coordinator, pursuant to the Operations Reorganization approved by the Board of Commissioners at the October 2017 Commission meeting. Compensation shall be set at \$63,860 per annum, which is within the pay scale for the ESS Project Coordinator position (\$63,860 - \$70,246), in accordance with the salary table approved by the Board of Commissioners at the October 2017 Commission meeting, and effective for all appointments, promotions and reclassifications made on or after November 20, 2017. The promotion to be made pending satisfactory completion of the required personnel processing”

Chairman Lavery then invited any questions on the Resolution. No questions were presented and the Resolution was unanimously adopted.

### **APPOINTMENT OF ANGELICA RICHARDSON TO TRAINING COORDINATOR**

**R: 3476-02-18- PER-07-02-18**

Chairman Lavery addressed the Meeting and asked the Commission Members if, after their review, there were any questions.

At the conclusion of the review, Vice Chairman Ahmad moved and Commissioner Van Vliet seconded the adoption of the following Resolution:

**"RESOLVED**, by the Delaware River Joint Toll Bridge Commission at its Regular Meeting assembled this 26th day of February, 2018, via this Resolution that Angelica Richardson be appointed/promoted to the position of Training Coordinator, pursuant to the Operations Reorganization approved by the Board of Commissioners at the October 2017 Commission meeting. Compensation shall be set at \$63,860 per annum, which is within the pay scale for the Training Coordinator position (\$63,860 - \$70,246), in accordance with the salary table approved by the Board of Commissioners at the October 2017 Commission meeting, and effective for all appointments, promotions and reclassifications made on or after November 20, 2017. The promotion to be made pending satisfactory completion of the required personnel processing.”

Chairman Lavery then invited any questions on the Resolution. No questions were presented and the Resolution was unanimously adopted.

### **APPOINTMENT OF ERIC GRANT TO BRIDGE MONITOR II, SOUTHERN REGION**

**R: 3477-02-18- PER-08-02-18**

Chairman Lavery addressed the Meeting and asked the Commission Members if, after their review, there were any questions.

At the conclusion of the review, Vice Chairman Ahmad moved and Commissioner Christy seconded the adoption of the following Resolution:

## **DELAWARE RIVER JOINT TOLL BRIDGE COMMISSION**

**Meeting of February 26, 2018**

**"RESOLVED**, by the Delaware River Joint Toll Bridge Commission at its Regular Meeting assembled this 26th day of February, 2018, via this Resolution that Eric Grant be appointed to the position of Bridge Monitor II, Southern Region, in the Public Safety and Bridge Security Division, pursuant to the Operations Reorganization approved by the Board of Commissioners at the October 2017 Commission meeting. Compensation shall be set at \$39,348 per annum, which is the introductory step in the pay scale for the Bridge Monitor II position (\$39,348 - \$43,283), in accordance with the salary table approved by the Board of Commissioners at the October 2017 Commission meeting, and effective for all appointments, promotions and reclassifications made on or after November 20, 2017. The promotion to be made pending satisfactory completion of the required personnel processing."

Chairman Lavery then invited any questions on the Resolution. No questions were presented and the Resolution was unanimously adopted.

### **APPOINTMENT OF JOHN LANE TO BRIDGE MONITOR II, SOUTHERN REGION**

**R: 3478-02-18- PER-09-02-18**

Chairman Lavery addressed the Meeting and asked the Commission Members if, after their review, there were any questions.

At the conclusion of the review, Commissioner Laurenti moved and Commissioner Stanley seconded the adoption of the following Resolution:

**"RESOLVED**, by the Delaware River Joint Toll Bridge Commission at its Regular Meeting assembled this 26th day of February, 2018, via this Resolution that John Lane be appointed to the position of Bridge Monitor II, Southern Region, in the Public Safety and Bridge Security Division, pursuant to the Operations Reorganization approved by the Board of Commissioners at the October 2017 Commission meeting. Compensation shall be set at \$39,348 per annum, which is the introductory step in the pay scale for the Bridge Monitor II position (\$39,348 - \$43,283), in accordance with the salary table approved by the Board of Commissioners at the October 2017 Commission meeting, and effective for all appointments, promotions and reclassifications made on or after November 20, 2017. The promotion to be made pending satisfactory completion of the required personnel processing

Chairman Lavery then invited any questions on the Resolution. No questions were presented and the Resolution was unanimously adopted.

# **DELAWARE RIVER JOINT TOLL BRIDGE COMMISSION**

**Meeting of February 26, 2018**

## **APPOINTMENT OF BERNARD FEY TO MAINTENANCE WORKER III, CENTRAL REGION**

**R: 3479-02-18- PER-10-02-18**

Chairman Lavery addressed the Meeting and asked the Commission Members if, after their review, there were any questions.

At the conclusion of the review, Commissioner Stanley moved and Vice Chairman Ahmad seconded the adoption of the following Resolution:

**"RESOLVED**, by the Delaware River Joint Toll Bridge Commission at its Regular Meeting assembled this 26th day of February, 2018, via this Resolution, that Bernard Fey be appointed to the position of Maintenance Worker III, Central Region, in the Maintenance and Toll Operations Division, pursuant to the Operations Reorganization approved by the Board of Commissioners at the October 2017 Commission meeting. Compensation shall be set at \$40,000 per annum, which is the introductory step in the pay scale for the Maintenance Worker III position (\$40,000 - \$44,000), in accordance with the salary table approved by the Board of Commissioners at the October 2017 Commission meeting, and effective for all appointments, promotions and reclassifications made on or after November 20, 2017. The promotion to be made pending satisfactory completion of the required personnel processing."

Chairman Lavery then invited any questions on the Resolution. No questions were presented and the Resolution was unanimously adopted.

## **APPOINTMENT OF AARON KINSMAN TO MAINTENANCE WORKER III, NORTHERN REGION**

**R: 3480-02-18- PER-11-02-18**

Chairman Lavery addressed the Meeting and asked the Commission Members if, after their review, there were any questions.

At the conclusion of the review, Vice Chairman Ahmad moved and Commissioner Stanley seconded the adoption of the following Resolution:

**"RESOLVED**, by the Delaware River Joint Toll Bridge Commission at its Regular Meeting assembled this 26th day of February, 2018, via this Resolution, that Aaron Kinsman be appointed to the position of Maintenance Worker III, Northern Region, in the Maintenance and Toll Operations Division, pursuant to the Operations Reorganization approved by the Board of Commissioners at the October 2017 Commission meeting. Compensation shall be set at \$40,000 per annum, which is the introductory step in the pay scale for the Maintenance Worker III position (\$40,000 - \$44,000), in accordance with the salary table approved by the Board of Commissioners at the October 2017 Commission meeting, and effective for all appointments,

## **DELAWARE RIVER JOINT TOLL BRIDGE COMMISSION**

### **Meeting of February 26, 2018**

promotions and reclassifications made on or after November 20, 2017. The promotion to be made pending satisfactory completion of the required personnel processing.”

Chairman Lavery then invited any questions on the Resolution. No questions were presented and the Resolution was unanimously adopted.

#### **APPOINTMENT OF STEVE BORGER TO MAINTENANCE WORKER III, NORTHERN REGION**

**R: 3481-02-18- PER-12-02-18**

Chairman Lavery addressed the Meeting and asked the Commission Members if, after their review, there were any questions.

At the conclusion of the review, Commissioner Christy moved and Vice Chairman Ahmad seconded the adoption of the following Resolution:

**"RESOLVED**, by the Delaware River Joint Toll Bridge Commission at its Regular Meeting assembled this 26th day of February, 2018, via this Resolution, that Steve Borger be appointed to the position of Maintenance Worker III, Northern Region, in the Maintenance and Toll Operations Division, pursuant to the Operations Reorganization approved by the Board of Commissioners at the October 2017 Commission meeting. Compensation shall be set at \$40,000 per annum, which is the introductory step in the pay scale for the Maintenance Worker III position (\$40,000 - \$44,000), in accordance with the salary table approved by the Board of Commissioners at the October 2017 Commission meeting, and effective for all appointments, promotions and reclassifications made on or after November 20, 2017. The promotion to be made pending satisfactory completion of the required personnel processing.”

Chairman Lavery then invited any questions on the Resolution. No questions were presented and the Resolution was unanimously adopted.

#### **APPOINTMENT OF TRACY GENEST TO ADMINISTRATIVE SPECIALIST, CENTRAL REGION**

**R: 3482-02-18- PER-13-02-18**

Chairman Lavery addressed the Meeting and asked the Commission Members if, after their review, there were any questions.

At the conclusion of the review, Commissioner Van Vliet moved and Vice Chairman Ahmad seconded the adoption of the following Resolution:

**"RESOLVED**, by the Delaware River Joint Toll Bridge Commission at its Regular Meeting assembled this 26th day of February, 2018, via this Resolution, that Tracy Genest be appointed to



## **DELAWARE RIVER JOINT TOLL BRIDGE COMMISSION**

**Meeting of February 26, 2018**

the position of Administrative Specialist, Central Region, in Operations Department, pursuant to the Operations Reorganization approved by the Board of Commissioners at the October 2017 Commission meeting. Compensation shall be set at \$42,971 per annum, which is the introductory step in the pay scale for the Administrative Specialist position (\$42,971 - \$47,268), in accordance with the salary table approved by the Board of Commissioners at the October 2017 Commission meeting, and effective for all appointments, promotions and reclassifications made on or after November 20, 2017. The promotion to be made pending satisfactory completion of the required personnel processing.”

Chairman Lavery then invited any questions on the Resolution. No questions were presented and the Resolution was unanimously adopted.

### **APPOINTMENT OF MADANI TALL TO TELLER/INVENTORY CONTROL SPECIALIST, SOUTHERN REGION**

**R: 3483-02-18- PER-14-02-18**

Chairman Lavery addressed the Meeting and asked the Commission Members if, after their review, there were any questions.

At the conclusion of the review, Commissioner Van Vliet moved and Commissioner Stanley seconded the adoption of the following Resolution:

**"RESOLVED**, by the Delaware River Joint Toll Bridge Commission at its Regular Meeting assembled this 26th day of February, 2018, via this Resolution, that Madani Tall be appointed to the position Teller/Inventory Control Specialist, Southern Region, in the Maintenance and Toll Operations Division, pursuant to the Operations Reorganization approved by the Board of Commissioners at the October 2017 Commission meeting. Compensation shall be set at \$54,320 per annum, which within the pay scale for Teller/Inventory Control Specialist position (\$51,734 - \$56,907), in accordance with the salary table approved by the Board of Commissioners at the October 2017 Commission meeting, and effective for all appointments, promotions and reclassifications made on or after November 20, 2017. The promotion to be made pending satisfactory completion of the required personnel processing.”

Chairman Lavery then invited any questions on the Resolution. No questions were presented and the Resolution was unanimously adopted.

### **APPOINTMENT OF LOURDES PADILLA TO TELLER/INVENTORY CONTROL SPECIALIST, CENTRAL REGION**

**R: 3484-02-18- PER-15-02-18**

Chairman Lavery addressed the Meeting and asked the Commission Members if, after their review, there were any questions.

## **DELAWARE RIVER JOINT TOLL BRIDGE COMMISSION**

### **Meeting of February 26, 2018**

At the conclusion of the review, Commissioner Van Vliet moved and Commissioner Stanley seconded the adoption of the following Resolution:

**"RESOLVED**, by the Delaware River Joint Toll Bridge Commission at its Regular Meeting assembled this 26th day of February, 2018, via this Resolution, that Lourdes Padilla be appointed to the position Teller/Inventory Control Specialist, Central Region, in the Maintenance and Toll Operations Division, pursuant to the Operations Reorganization approved by the Board of Commissioners at the October 2017 Commission meeting. Compensation shall be set at \$51,734 per annum, which is the introductory step in the pay scale for Teller/Inventory Control Specialist position (\$51,734 - \$56,907), in accordance with the salary table approved by the Board of Commissioners at the October 2017 Commission meeting, and effective for all appointments, promotions and reclassifications made on or after November 20, 2017. The promotion to be made pending satisfactory completion of the required personnel processing."

Chairman Lavery then invited any questions on the Resolution. No questions were presented and the Resolution was unanimously adopted.

### **APPOINTMENT OF MATTHEW JONES TO ELECTRONIC SECURITY & SURVEILLANCE ASSISTANT COORDINATOR**

**R: 3485-02-18- PER-16-02-18**

Chairman Lavery addressed the Meeting and asked the Commission Members if, after their review, there were any questions.

At the conclusion of the review, Commissioner Stanley moved and Commissioner Van Vliet seconded the adoption of the following Resolution:

**"RESOLVED**, by the Delaware River Joint Toll Bridge Commission at its Regular Meeting assembled this 26th day of February, 2018, via this Resolution, that Matthew Jones be appointed to the position of ESS Assistant Coordinator, Public Safety & Bridge Security Division, pursuant to the Operations Reorganization approved by the Board of Commissioners at the October 2017 Commission meeting. Compensation shall be set at \$59,582 in the pay scale for the Custodial Worker position (\$56,364 - \$62,000), in accordance with the salary table approved by the Board of Commissioners at the October 2017 Commission meeting, and effective for all appointments, promotions and reclassifications made on or after November 20, 2017. The promotion to be made pending satisfactory completion of the required personnel processing."

Chairman Lavery then invited any questions on the Resolution. No questions were presented and the Resolution was unanimously adopted.

# **DELAWARE RIVER JOINT TOLL BRIDGE COMMISSION**

**Meeting of February 26, 2018**

## **APPROVAL FOR PAYMENT OF INVOICES STRADLEY RONON, PA LABOR COUNSEL**

**R: 3486-02-18- ACCT -01-02-18**

Chairman Lavery addressed the Meeting and asked the Commission Members if, after their review, there were any questions.

At the conclusion of the review, Vice Chairman Ahmad moved and Commissioner Van Vliet seconded the adoption of the following Resolution:

**“RESOLVED**, by the Delaware River Joint Toll Bridge Commission at its Regular Meeting assembled this 26<sup>th</sup> day of February, via this Resolution, authorizes payment of invoices #18011999 and # 18012000 in the total amount of \$1,942.52 Professional Services Rendered to Stradley Ronon, PA Labor Counsel; and

**“RESOLVED:** identifying the Operating Fund as the source of funds required for any and all disbursements.”

Chairman Lavery then invited any questions on the Resolution. No questions were presented and the Resolution was unanimously adopted.

## **APPROVAL FOR PAYMENT OF INVOICES ARCHER LAW, PA LEGAL COUNSEL**

**R: 3487-02-18- ACCT -02-02-18**

Chairman Lavery addressed the Meeting and asked the Commission Members if, after their review, there were any questions.

At the conclusion of the review, Vice Chairman Ahmad moved and Commissioner Van Vliet seconded the adoption of the following Resolution:

**“RESOLVED**, by the Delaware River Joint Toll Bridge Commission at its Regular Meeting assembled this 26<sup>th</sup> day of February 2018 via this Resolution authorizes payment of invoices #4109966, #4109967 and #4109930 in the total amount due of \$62,945.11 for Professional Services Rendered. Please refer to the Invoice Distribution Sheet for breakdown of Source of Funds and Account Numbers; and

**“RESOLVED**, identifying the Operating Fund as the source of funds required for any and all disbursements.”

Chairman Lavery then invited any questions on the Resolution. No questions were presented and the Resolution was unanimously adopted.

# **DELAWARE RIVER JOINT TOLL BRIDGE COMMISSION**

**Meeting of February 26, 2018**

## **APPROVAL FOR PAYMENT OF INVOICES**

**CHIESA SHAHINIAN & GIANTOMASI, NJ LABOR COUNSEL**

**R: 3488-02-18- ACCT -03-02-18**

Chairman Lavery addressed the Meeting and asked the Commission Members if, after their review, there were any questions.

At the conclusion of the review, Vice Chairman Ahmad moved and Commissioner Van Vliet seconded the adoption of the following Resolution:

**“RESOLVED**, by the Delaware River Joint Toll Bridge Commission at its Regular Meeting assembled this 26<sup>th</sup> day of February, 2018, via this Resolution authorizes payment of invoices #368081, #368084 and #368080 in the total amount due of \$19,682.88 for professional services rendered to Chiesa, Shahinian & Giantomasi, New Jersey Labor Counsel; and

**“RESOLVED:** identifying the Operating Fund as the source of funds required for any and all disbursements.”

Chairman Lavery then invited any questions on the Resolution. No questions were presented and the Resolution was unanimously adopted.

## **APPROVAL FOR PAYMENT OF INVOICES**

**FLORIO, PERRUCCI, STEINHARDT AND FADER, NJ LEGAL COUNSEL**

**R: 3489-02-18- ACCT -04-02-18**

Chairman Lavery addressed the Meeting and asked the Commission Members if, after their review, there were any questions.

At the conclusion of the review, Vice Chairman Ahmad moved and Commissioner Van Vliet seconded the adoption of the following Resolution:

**“RESOLVED**, by the Delaware River Joint Toll Bridge Commission at its Regular Meeting assembled this 26<sup>th</sup> day of February, 2018, via this Resolution authorizes payment of invoices #143259, #143262, #144131, #144306 and #143261 in the total amount due of \$9,780.00 for Capital and Non-Capital Professional Services to Florio, Perrucci, Steinhardt and Fader, NJ Legal Counsel

**“RESOLVED**, identifying the Operating Fund as the source of funds required for any and all disbursements.”

Chairman Lavery then invited any questions on the Resolution. No questions were presented and the Resolution was unanimously adopted.

# DELAWARE RIVER JOINT TOLL BRIDGE COMMISSION

Meeting of February 26, 2018

## INVITE ANY COMMENTS FROM THE PUBLIC

Chairman Lavery invited any Comments from the public. No comments were presented

Commissioner Ciesla addressed the meeting and said:

*"A couple weeks ago I went to the Phillipsburg building and got a little bit of a tour. I was able to see our new security cameras and how they work. They're amazing you can really see details, it is really incredible. That's a good investment we made, and also I just wanted to commend everybody that works in all of our areas because they really do pull together and make do with what they have, like doing the maintenance on the building and renovating the rooms and moving people around. Thank you."*

## SCHEDULING OF THE MARCH 26, 2018 MEETING

Chairman Lavery addressed the Meeting and stated that the Commission's next meeting will be held Monday, March 26, 2018.

The Meeting will be called to Order at 10:30 a.m. in the Boardroom at the New Hope Executive Offices, New Hope Pennsylvania 18938-9519.

Chairman Lavery assured the Commission Members that an "Official Notice of Meeting" would be forwarded to each and every Member of the Commission.

## ADJOURNMENT

Chairman Lavery invited a motion for Adjournment.

Vice Chairman Ahmad then moved that the Meeting be adjourned and Commissioner Van Vliet seconded the motion. The voice vote was unanimously affirmative and the Meeting was adjourned at 10:53 am, Monday, February 26, 2018.

Prepared and submitted by:



WENDY READING

Assistant Secretary Treasurer to the Commission

Approved by:



JOSEPH J. RESTA

Executive Director

# **DELAWARE RIVER JOINT TOLL BRIDGE COMMISSION**

**Meeting of February 26, 2018**

## **FINANCE**

The following Pages reflect the reports on those items assigned to the Finance Department. Each item is reported separately and page numbered accordingly.

**DELAWARE RIVER JOINT TOLL BRIDGE COMMISSION**

**Meeting of February 26, 2018**

<b>SUBJECT</b>	<b>DESCRIPTION</b>	<b>PAGE NUMBER</b>
<b>Accounting</b>	<b>Status of Cash Balances at January 31, 2018</b>	<b>1</b>
<b>Accounting</b>	<b>Status of Bond Retirement at January 31, 2018</b>	<b>2</b>
<b>Accounting</b>	<b>Status of Investments at January 31, 2018</b>	<b>3-7</b>
<b>Accounting</b>	<b>Status of Toll Traffic and Revenue &amp; Toll Supported Traffic Month of January 2018 Compared with Month of January 2017</b>	<b>8-21</b>
<b>Accounting</b>	<b>Statistical Summary of Expenditures on Toll Bridges and Toll Supported Bridges Accounts for the Period January 1, 2018 through January 31, 2018</b>	<b>22-34</b>
<b>Accounting</b>	<b>Statement of Revenue and Expenses: One Month Period ending January 31, 2018</b>	<b>35</b>

**DELAWARE RIVER JOINT TOLL BRIDGE COMMISSION**

**Meeting of February 26, 2018**

**There follows Cash Balances of the Commission at January 31, 2018 for the  
information and review of the Members:**

**COMMISSION CASH DEPOSITS**

Wells Fargo Bank, N. A.

Revenue Fund	10,459,098
Payroll Fund	77,739
Insurance Clearing Account	750,000
<b>TOTAL</b>	<b>\$ 11,286,837</b>

**CASH DEPOSIT GUARANTEES**

<b>Wells Fargo Bank</b>	<b>PA ACT 72</b>	<b>FULL BALANCE</b>
-------------------------	------------------	---------------------



## STATUS OF BRIDGE REVENUE BONDS AT JANUARY 31, 2018

**Footnote:**  
2012 Series Bonds Refunded remaining balance of 2003A Series and \$30,795,000 of the 2005A Series Bonds.  
2015 Series Bonds Refunded \$86,505,000 of the 2007A Series Bonds.



Delaware River  
Joint Toll Bridge  
Commission

DRJTBC

Delaware River Joint TBC  
Purchases Report  
Sorted by Fund - Maturity Date  
January 1, 2018 - January 31, 2018

CUSIP	Investment #	Fund	Sec. Type	Issuer	Original Par Value	Purchase Date	Payment Periods	Principal Purchased	Accrued Interest at Purchase	Rate at Purchase	Maturity Date	YTM	Ending Book Value
<b>General Reserve Fund</b>													
06417KH28	10534	01GRF	ACP	BANSNY	6,000,000.00	01/12/2018	08/02 - At Maturity	5,936,033.34		1.900	08/02/2018	1.933	5,942,368.67
3135G0ZA4	10535	01GRF	FAC	FNMA	4,000,000.00	01/19/2018	02/19 - 08/19	3,998,720.00	31,250.00	1.875	02/19/2019	1.904	3,998,759.38
912828ST8	10536	01GRF	TRC	USTR	4,000,000.00	01/19/2018	04/30 - 10/31	3,965,000.00	11,049.72	1.250	04/30/2019	1.945	3,965,976.39
912828XV7	10537	01GRF	TRC	USTR	4,500,000.00	01/19/2018	06/30 - 12/31	4,453,945.31	2,952.35	1.250	06/30/2019	1.970	4,455,081.38
			Subtotal		18,500,000.00			18,353,698.65	45,252.07				18,362,183.82
<b>Capitalized Interest Acc 2017</b>													
912828R93	10532	06CAPINT1	TRC	USTR	931,000.00	01/03/2018	05/30 - Final Pmt.	926,817.77	48.22	0.625	06/30/2018	1.545	927,499.14
912828U99	10533	06CAPINT1	TRC	USTR	6,064,000.00	01/03/2018	06/30 - 12/31	6,030,837.50	628.18	1.250	12/31/2018	1.809	6,033,494.16
			Subtotal		6,995,000.00			6,957,655.27	676.40				6,960,993.30
<b>Construction Fund 2017</b>													
912828R51	10540	06CF17	TRC	USTR	5,000,000.00	01/31/2018	05/31 - Final Pmt.	4,990,039.05	7,451.92	0.875	05/31/2018	1.477	4,990,122.06
912828S68	10541	06CF17	TRC	USTR	5,000,000.00	01/31/2018	07/31 - Final Pmt.	4,978,710.90		0.750	07/31/2018	1.608	4,978,828.52
9128282C3	10544	06CF17	TRC	USTR	5,000,000.00	01/31/2018	02/28 - 08/31	4,973,046.88	15,849.45	0.750	08/31/2018	1.692	4,973,174.02
912828L40	10538	06CF17	TRC	USTR	5,000,000.00	01/31/2018	03/15 - 09/15	4,977,343.75	19,060.77	1.000	09/15/2018	1.739	4,977,443.56
912828L81	10539	06CF17	TRC	USTR	5,000,000.00	01/31/2018	04/15 - 10/15	4,968,554.69	12,880.77	0.875	10/15/2018	1.778	4,968,677.05
912828U40	10542	06CF17	TRC	USTR	5,000,000.00	01/31/2018	05/31 - 11/30	4,965,234.38	8,516.48	1.000	11/30/2018	1.848	4,965,349.12
912828V56	10543	06CF17	TRC	USTR	5,000,000.00	01/31/2018	07/31 - 01/31	4,960,546.90		1.125	01/31/2019	1.925	4,960,654.99
			Subtotal		35,000,000.00			34,813,476.55	63,859.39				34,814,249.32
			Total Purchases		60,495,000.00			60,124,830.47	109,787.86				60,137,426.44

Portfolio DRJ  
AP  
PU (PRF\_PU) 7.1.1  
Report Ver. 7.3.2



Delaware River  
Joint Toll Bridge  
Commission

DRJTBC

Delaware River Joint TBC  
Investment Classification  
Sorted by Fund - Maturity Date  
January 31, 2018

CUSIP	Investment #	Fund	Issuer	Investment Class	Par Value	YTM	Maturity Date	Market Price	Market Date	Market Value	Book Value	Reported Value
<b>Debt Service Fund</b>												
38145C752	10113	01DSF	Goldman Sachs Illa Fed Port	Amort	661,301.12	0.051		100.000	01/31/2018	661,301.12	661,301.12	661,301.12
				Subtotal	661,301.12	0.051				661,301.12		661,301.12
<b>General Reserve Fund</b>												
38145C752	10115	01GRF	Goldman Sachs Illa Fed Port	Amort	0.00	0.822		100.000	01/31/2018	0.00	0.00	0.00
PAINVEST	10050	01GRF	PA Invest	Amort	5,148,195.67	1.304		100.000	01/31/2018	5,148,195.67	5,148,195.67	5,148,195.67
PAINVEST	10462	01GRF	PA Invest	Amort	23,942,306.97	1.304		100.000	01/31/2018	23,942,306.97	23,942,306.97	23,942,306.97
1247P3B19	10495	01GRF	Calco LLC	Fair	3,500,000.00	1.409	02/01/2018	99.346	01/31/2018	3,477,133.35	3,500,000.00	3,477,133.35
19121BB73	10420	01GRF	Coca Cola	Fair	6,000,000.00	1.237	02/07/2018	98.303	01/31/2018	5,928,206.70	5,998,790.00	5,928,206.70
912828UR9	10464	01GRF	U.S. Treasury	Fair	9,500,000.00	1.033	02/28/2018	99.954	01/31/2018	9,495,630.00	9,498,020.46	9,495,630.00
89119BCE1	10486	01GRF	Toronto Dominion	Fair	1,500,000.00	1.442	03/15/2018	99.036	01/31/2018	1,485,540.21	1,487,541.25	1,485,540.21
912828Q45	10416	01GRF	U.S. Treasury	Fair	6,000,000.00	0.963	03/31/2018	99.918	01/31/2018	5,995,080.00	5,999,167.05	5,995,080.00
3137EAE3	10401	01GRF	Federal National Mtg Assn	Fair	10,000,000.00	0.870	04/09/2018	99.868	01/31/2018	9,986,800.00	9,997,729.41	9,986,800.00
912828Q94	10494	01GRF	U.S. Treasury	Fair	7,000,000.00	1.190	04/30/2018	99.833	01/31/2018	6,992,603.35	6,998,310.00	6,988,310.00
68328HEJ9	10501	01GRF	Ontario Teachers Finan	Fair	6,000,000.00	1.477	05/18/2018	98.978	01/31/2018	5,938,616.64	5,974,383.32	5,938,616.64
3135G0WJ8	10400	01GRF	Federal National Mtg Assn	Fair	10,000,000.00	0.877	05/21/2018	99.805	01/31/2018	9,980,500.00	9,989,893.55	9,980,500.00
912828VE7	10500	01GRF	U.S. Treasury	Fair	7,500,000.00	1.205	05/31/2018	98.818	01/31/2018	7,486,350.00	7,495,001.21	7,486,350.00
88602UFF2	10530	01GRF	Thunder Bay Funding LLC CP	Fair	5,000,000.00	1.745	06/15/2018	99.125	01/31/2018	4,956,269.45	4,967,802.78	4,956,269.45
912828XF2	10523	01GRF	U.S. Treasury	Fair	9,000,000.00	1.388	06/15/2018	99.852	01/31/2018	8,986,680.00	8,991,333.64	8,986,680.00
912828R93	10417	01GRF	U.S. Treasury	Fair	6,000,000.00	1.051	06/30/2018	99.613	01/31/2018	5,976,780.00	5,989,642.41	5,976,780.00
912828XK1	10526	01GRF	U.S. Treasury	Fair	5,000,000.00	1.492	07/15/2018	99.666	01/31/2018	4,983,300.00	4,986,171.53	4,983,300.00
912828S68	10418	01GRF	U.S. Treasury	Fair	6,000,000.00	1.089	07/31/2018	99.551	01/31/2018	5,973,060.00	5,980,050.12	5,973,060.00
06417KH28	10534	01GRF	Bank of Nova Scotia NY CP	Fair	6,000,000.00	1.933	08/02/2018	98.933	01/31/2018	5,936,033.34	5,942,366.67	5,936,033.34
912828C3	10419	01GRF	U.S. Treasury	Fair	6,000,000.00	1.118	08/31/2018	99.438	01/31/2018	5,966,280.00	5,987,394.30	5,966,280.00
3130A9AC5	10403	01GRF	Federal Home Loan Bank	Fair	10,000,000.00	1.100	09/21/2018	99.555	01/31/2018	9,955,500.00	10,000,000.00	9,955,500.00
3134GASE5	10405	01GRF	Federal Home Loan Mtg Corp	Fair	7,000,000.00	1.050	10/26/2018	99.357	01/31/2018	6,954,990.00	7,000,000.00	6,954,990.00
3134GAXX7	10406	01GRF	Federal Home Loan Mtg Corp	Fair	2,500,000.00	1.187	11/30/2018	99.267	01/31/2018	2,481,675.00	2,488,442.71	2,481,675.00
3134GAYQ1	10415	01GRF	Federal Home Loan Mtg Corp	Fair	9,100,000.00	1.118	12/05/2018	99.317	01/31/2018	9,037,847.00	9,097,118.33	9,037,847.00
912828U99	10493	01GRF	U.S. Treasury	Fair	7,000,000.00	1.304	12/31/2018	99.403	01/31/2018	6,956,210.00	6,996,553.70	6,956,210.00
912828N63	10414	01GRF	U.S. Treasury	Fair	9,000,000.00	1.198	01/15/2019	99.254	01/31/2018	8,932,860.00	8,993,835.38	8,932,860.00
3135G0ZA4	10535	01GRF	Federal National Mtg Assn	Fair	4,000,000.00	1.904	02/19/2019	99.888	01/31/2018	3,985,520.00	3,998,759.38	3,985,520.00
3135G0J53	10508	01GRF	Federal National Mtg Assn	Fair	3,000,000.00	1.486	02/26/2019	98.975	01/31/2018	2,969,250.00	2,989,782.00	2,969,250.00

Portfolio DRJ  
AP  
IC (PRFJC) 7.1.1  
Report Ver. 7.3.2



**Delaware River Joint TBC  
Investment Classification  
January 31, 2018**

Page 2

CUSIP	Investment #	Fund	Issuer	Investment Class	Par Value	YTM	Maturity Date	Market Price	Market Date	Market Value	Book Value	Reported Value
General Reserve Fund												
3133782M2	10518	01GRF	Federal Home Loan Bank	Fair	5,000,000.00	1.579	03/08/2019	99.456	01/31/2018	4,972,800.00	4,995,512.35	4,972,800.00
3130ACL93	10516	01GRF	Federal Home Loan Bank	Fair	5,000,000.00	1.517	04/26/2019	99.400	01/31/2018	4,970,000.00	4,988,969.91	4,970,000.00
912828T8	10536	01GRF	U.S. Treasury	Fair	4,000,000.00	1.945	04/30/2019	99.073	01/31/2018	3,962,920.00	3,965,976.39	3,962,920.00
912828MLO	10525	01GRF	U.S. Treasury	Fair	5,000,000.00	1.744	05/31/2019	99.323	01/31/2018	4,966,150.00	4,984,100.78	4,966,150.00
3130ACJ96	10510	01GRF	Federal Home Loan Bank	Fair	5,000,000.00	1.551	06/28/2019	99.168	01/31/2018	4,958,400.00	4,968,473.40	4,958,400.00
912828XV7	10537	01GRF	U.S. Treasury	Fair	4,500,000.00	1.970	06/30/2019	98.916	01/31/2018	4,451,220.00	4,455,081.38	4,451,220.00
912828T6	10509	01GRF	U.S. Treasury	Fair	3,000,000.00	1.507	08/31/2019	98.719	01/31/2018	2,961,570.00	2,988,047.88	2,961,570.00
3130ACLX0	10517	01GRF	Federal Home Loan Bank	Fair	6,000,000.00	1.625	10/30/2019	99.104	01/31/2018	5,946,240.00	6,000,000.00	5,946,240.00
Subtotal					228,190,502.64	1.305				227,106,224.33	227,852,047.28	227,106,224.33
Operating Fund												
38145C752	10108	01OF	Goldman Sachs IIa Fed Port	Amort	5,708,578.10	0.051				5,708,578.10	5,708,578.10	5,708,578.10
Subtotal					5,708,578.10	0.051				5,708,578.10	5,708,578.10	5,708,578.10
Reserve Maintenance Fund												
38145C752	10106	01RMF	Goldman Sachs IIa Fed Port	Amort	6,039,349.28	0.051				6,039,349.28	6,039,349.28	6,039,349.28
Subtotal					6,039,349.28	0.051				6,039,349.28	6,039,349.28	6,039,349.28
Scudder Falls Insurance Reserv												
38145C752	10506	01SFIR	Goldman Sachs IIa Fed Port	Amort	383.40	0.001				383.40	383.40	383.40
912828K5	10507	01SFIR	U.S. Treasury	Fair	4,054,000.00	1.270	07/31/2019	99.246	01/31/2018	4,023,432.84	4,060,253.77	4,023,432.84
Subtotal					4,054,383.40	1.269				4,023,816.24	4,060,637.17	4,023,816.24
Debt Service Reserve 2005A												
38145C752	10110	05DSRF05	Goldman Sachs IIa Fed Port	Amort	1,004,114.92	0.051				1,004,114.92	1,004,114.92	1,004,114.92
3133EFKW6	10379	05DSRF05	Federal Farm Credit Bank	Fair	1,991,000.00	1.030	10/26/2018	99.438	01/31/2018	1,979,810.58	1,990,711.37	1,979,810.58
Subtotal					2,995,114.92	0.700				2,983,925.50	2,994,826.29	2,983,925.50
Capitalized Interest Acc 2017												
38145C752	10423	06CAPINT1	Goldman Sachs IIa Fed Port	Amort	65,388.75	0.051				65,388.75	65,388.75	65,388.75
912828R93	10532	06CAPINT1	U.S. Treasury	Fair	931,000.00	1.545	06/30/2018	99.613	01/31/2018	927,397.03	927,499.14	927,397.03
912828U99	10533	06CAPINT1	U.S. Treasury	Fair	6,064,000.00	1.809	12/31/2018	99.403	01/31/2018	6,027,797.92	6,033,494.16	6,027,797.92
Subtotal					7,060,388.75	1.757				7,020,583.70	7,026,382.05	7,020,583.70
Construction Fund 2017												
38145C752	10424	06CF17	Goldman Sachs IIa Fed Port	Amort	0.00	0.001				0.00	0.00	0.00

Portfolio DRJ  
AP  
IC (PRF\_JC) 7.1.1  
Report Ver. 7.3.2

**Delaware River Joint TBC  
Investment Classification  
January 31, 2018**

Page 3

CUSIP	Investment #	Fund	Issuer	Investment Class	Par Value	YTM	Maturity Date	Market Price	Market Date	Market Value	Book Value	Reported Value
<b>Construction Fund 2017</b>												
PAINVEST	10463	06CF17	PA Invest	Amort	16,063,260.90	1.304		100.000	01/31/2018	16,063,260.90	16,063,260.90	16,063,260.90
59157UBL3	10503	06CF17	METLIFE	Fair	19,000,000.00	1.357	02/20/2018	99.445	01/31/2018	18,986,462.50	18,986,462.50	18,984,550.00
05253CC53	10496	06CF17	Aust & NZ Banking Group	Fair	13,000,000.00	1.419	03/05/2018	99.237	01/31/2018	12,984,053.33	12,984,053.33	12,900,831.71
06417KCE7	10502	06CF17	Bank of Nova Scotia NY CP	Fair	3,000,000.00	1.419	03/14/2018	99.334	01/31/2018	2,980,025.01	2,995,182.50	2,980,025.01
89119BCF1	10487	06CF17	Toronto Dominion	Fair	4,000,000.00	1.442	03/15/2018	99.036	01/31/2018	3,961,440.56	3,993,443.33	3,961,440.56
19121BDB2	10498	06CF17	Coca Cola	Fair	10,000,000.00	1.398	04/11/2018	99.108	01/31/2018	9,910,844.40	9,973,933.33	9,910,844.40
89233HDK7	10504	06CF17	TOYOTA Motor Credit CP	Fair	9,000,000.00	1.482	04/19/2018	99.168	01/31/2018	8,925,174.99	8,971,895.00	8,925,174.99
89233HEM2	10505	06CF17	TOYOTA Motor Credit CP	Fair	14,000,000.00	1.517	05/21/2018	99.019	01/31/2018	13,862,671.62	13,936,840.56	13,862,671.62
912828R51	10540	06CF17	U.S. Treasury	Fair	5,000,000.00	1.477	05/31/2018	99.793	01/31/2018	4,989,650.00	4,990,122.06	4,989,650.00
86960KF15	10499	06CF17	Svenska Handelsbanken	Fair	15,000,000.00	1.495	06/01/2018	98.889	01/31/2018	14,833,356.30	14,926,750.00	14,833,356.30
88902UFF2	10531	06CF17	Thunder Bay Funding LLC CP	Fair	3,500,000.00	1.745	06/15/2018	99.125	01/31/2018	3,469,388.62	3,477,461.95	3,469,388.62
912828XK1	10529	06CF17	U.S. Treasury	Fair	10,000,000.00	1.492	07/15/2018	99.666	01/31/2018	9,966,600.00	9,972,343.06	9,966,600.00
912828S68	10490	06CF17	U.S. Treasury	Fair	10,000,000.00	1.239	07/31/2018	99.551	01/31/2018	9,955,100.00	9,976,109.28	9,955,100.00
912828K82	10527	06CF17	U.S. Treasury	Fair	5,000,000.00	1.608	07/31/2018	99.551	01/31/2018	4,977,550.00	4,978,828.52	4,977,550.00
912828C3	10524	06CF17	U.S. Treasury	Fair	15,000,000.00	1.533	08/15/2018	99.631	01/31/2018	14,944,650.00	14,957,485.47	14,944,650.00
912828L42	10544	06CF17	U.S. Treasury	Fair	5,000,000.00	1.501	08/31/2018	99.438	01/31/2018	4,971,900.00	4,978,535.97	4,971,900.00
912828T40	10538	06CF17	U.S. Treasury	Fair	5,000,000.00	1.692	08/31/2018	99.438	01/31/2018	4,973,174.02	4,973,174.02	4,971,900.00
3137EAD7	10513	06CF17	Federal Home Loan Mtg Corp	Fair	5,000,000.00	1.739	09/15/2018	99.533	01/31/2018	4,977,443.56	4,977,443.56	4,976,650.00
912828L81	10539	06CF17	U.S. Treasury	Fair	20,000,000.00	1.594	09/30/2018	99.330	01/31/2018	19,886,756.37	19,886,756.37	19,866,000.00
912828T93	10522	06CF17	U.S. Treasury	Fair	5,000,000.00	1.464	10/12/2018	99.331	01/31/2018	4,966,550.00	4,979,664.02	4,966,550.00
912828U40	10542	06CF17	U.S. Treasury	Fair	5,000,000.00	1.778	10/15/2018	99.356	01/31/2018	4,967,800.00	4,968,677.05	4,967,800.00
912828U99	10543	06CF17	U.S. Treasury	Fair	15,000,000.00	1.465	10/31/2018	99.221	01/31/2018	14,883,150.00	14,920,967.46	14,883,150.00
3137EADZ9	10512	06CF17	Federal Home Loan Mtg Corp	Fair	5,000,000.00	1.848	11/30/2018	99.317	01/31/2018	4,965,850.00	4,965,349.12	4,965,850.00
3130ACL93	10519	06CF17	U.S. Treasury	Fair	10,000,000.00	1.303	12/31/2018	99.403	01/31/2018	9,940,300.00	9,995,200.99	9,940,300.00
912828ST8	10489	06CF17	Federal Home Loan Bank	Fair	5,000,000.00	1.925	01/31/2019	99.198	01/31/2018	4,959,900.00	4,960,654.99	4,959,900.00
912828R44	10521	06CF17	Federal Home Loan Bank	Fair	6,000,000.00	1.548	04/15/2019	98.924	01/31/2018	5,935,440.00	5,969,845.10	5,935,440.00
3130ABF92	10514	06CF17	U.S. Treasury	Fair	3,000,000.00	1.599	04/26/2019	99.400	01/31/2018	2,982,000.00	2,996,257.01	2,982,000.00
3130ADB6	10520	06CF17	Federal Home Loan Bank	Fair	10,000,000.00	1.338	04/30/2019	99.073	01/31/2018	9,907,300.00	9,989,131.99	9,907,300.00
3130ACJ66	10511	06CF17	Federal Home Loan Bank	Fair	6,000,000.00	1.552	05/15/2019	98.561	01/31/2018	12,888,585.39	12,888,585.39	12,812,930.00
3137EABE1	10515	06CF17	Federal Home Loan Mtg Corp	Fair	14,000,000.00	1.528	05/28/2019	99.140	01/31/2018	5,948,400.00	5,948,400.00	5,948,400.00
912828TH3	10491	06CF17	U.S. Treasury	Fair	8,000,000.00	1.600	06/21/2019	98.712	01/31/2018	13,819,680.00	13,908,537.29	13,819,680.00
				Fair	5,000,000.00	1.597	06/28/2019	99.168	01/31/2018	4,958,400.00	4,993,339.90	4,958,400.00
				Fair	6,000,000.00	1.572	07/19/2019	98.266	01/31/2018	5,895,980.00	5,939,752.60	5,895,980.00
				Fair	10,000,000.00	1.342	07/31/2019	98.266	01/31/2018	9,826,600.00	9,931,476.75	9,826,600.00
<b>Subtotal</b>					<b>304,563,260.90</b>	<b>1.492</b>				<b>302,191,804.11</b>	<b>303,396,558.41</b>	<b>302,191,804.11</b>

Portfolio DRJ  
AP  
IC (PRE IC) 7.1.1  
Report Ver. 7.3.2

Delaware River Joint TBC  
Investment Classification  
January 31, 2018

Page 4

CUSIP	Investment #	Fund	Issuer	Investment Class	Par Value	YTM	Maturity Date	Market Price	Market Date	Market Value	Book Value	Reported Value
<b>Debt Service Reserve Fund 12A</b>												
38145C752	10260	06DSRF12A	Goldman Sachs IIa Fed Port	Amort	1,017,102.23	0.051	100.000	01/31/2018		1,017,102.23	1,017,102.23	1,017,102.23
3133EFKW6	10381	06DSRF12A	Federal Farm Credit Bank	Fair	1,866,000.00	1.030	10/26/2018	99.438	01/31/2018	1,855,513.08	1,865,729.49	1,855,513.08
				<b>Subtotal</b>	<b>2,883,102.23</b>	<b>0.683</b>				<b>2,872,615.31</b>	<b>2,882,831.72</b>	<b>2,872,615.31</b>
<b>Debt Service Reserve Fund 2015</b>												
38145C752	10349	06DSRF15	Goldman Sachs IIa Fed Port	Amort	5,733,629.17	0.051	100.000	01/31/2018		5,733,629.17	5,733,629.17	5,733,629.17
3133EFKW6	10380	06DSRF15	Federal Farm Credit Bank	Fair	1,103,000.00	1.029	10/26/2018	99.438	01/31/2018	1,096,801.14	1,102,840.10	1,096,801.14
3133EFKW6	10382	06DSRF15	Federal Farm Credit Bank	Fair	3,000,000.00	1.030	10/26/2018	99.438	01/31/2018	2,983,140.00	2,999,585.10	2,983,140.00
				<b>Subtotal</b>	<b>9,836,629.17</b>	<b>0.458</b>				<b>9,813,570.31</b>	<b>9,836,034.37</b>	<b>9,813,570.31</b>
<b>Debt Service Reserve Fund 2017</b>												
38145C752	10425	06DSRF17	Goldman Sachs IIa Fed Port	Amort	30,879,412.29	0.051	100.000	01/31/2018		30,879,412.29	30,879,412.29	30,879,412.29
				<b>Subtotal</b>	<b>30,879,412.29</b>	<b>0.051</b>				<b>30,879,412.29</b>	<b>30,879,412.29</b>	<b>30,879,412.29</b>
				<b>Total</b>	<b>602,872,022.90</b>	<b>1.294</b>				<b>599,301,180.29</b>	<b>601,339,988.08</b>	<b>599,301,180.29</b>

**DELAWARE RIVER JOINT TOLL BRIDGE COMMISSION**  
**Meeting of February 26, 2018**  
**TOLL TRAFFIC AND REVENUE STATISTICS (January, 2018)**

**Summary:** The Commission experienced a decrease in total toll revenue for January 2018 in comparison to the January 2017 traffic and revenue statistics. In addition, total toll traffic also reflected a decrease for the first month of the year. [It should be noted that for 2017, increases in commercial traffic through-out the Commission and passenger traffic in District I were directly related to the closure of the Delaware River Turnpike Bridge on Jan. 21, 2017].

**Analysis of January 2018 / January 2017 toll revenue data comparison:**

- An overall toll revenue decrease of 0.35 percent was recorded at the Commission's seven toll bridges for the month.
- Commercial-vehicle toll revenue reflected a 1.37 percent increase.
- Passenger-vehicle toll revenue generated a 5.29 percent decrease.

**Analysis of January 2018 / January 2017 traffic data comparison:**

- Total toll traffic decreased by 144,784 vehicles, or 4.63 percent for the month.
- Commercial-vehicle traffic increased by 6,068 vehicles, or 1.36 percent.
- Passenger-vehicle toll traffic decreased by 150,852 vehicles, or 5.63 percent.
- Total recorded westbound traffic volume at the 11 vehicular toll supported bridges for January 2018 decreased by 1,716 vehicles, or 0.07 percent as compared to January 2017.

**Traffic analysis for 2018 YTD:**

- Average daily toll traffic for the Commission's seven toll bridges for January 2018 was 96,191 total vehicles as compared to 100,861 total vehicles in January 2017.
- Average daily westbound traffic at the 11 toll supported bridges for January 2018 was 78,237 vehicles as compared to 78,292 for January 2017.

## **REGION REVIEW:**

### **Southern Region**

Total toll traffic at Trenton-Morrisville (TM) for January 2018 reflected a 6.44 percent decrease as the result of decreases of 42,897 cars and 6,255 trucks when compared to January 2017. At New Hope-Lambertville (NHL), decreases of 6,135 cars and 1,704 trucks combined to generate a decrease in total toll traffic of 5.35 percent for January 2018 as compared to January 2017.

### **Central Region**

The I-78 Toll Bridge experienced a decrease of 4.43 percent in total toll traffic for the month of January 2018 compared to January 2017 as the result of the decrease of 50,573 cars and the increase of 10,575 trucks. At the Easton-Phillipsburg (EP) Toll Bridge, decreases of 12,279 passenger vehicles and 4,334 trucks combined to generate a 4.01 percent decrease in total toll traffic for January 2018.

### **Northern Region**

Portland-Columbia (PC) experienced a 2.59 percent increase in total toll traffic during January 2018 as a result of increases of 1,991 automobiles and 358 trucks compared to January 2017. At the Delaware Water Gap (DWG) Toll Bridge, a decrease of 40,772 passenger vehicles combined with the increase of 8,019 trucks to generate an overall decrease of 4.54 percent in total toll traffic for January 2018 as compared to January 2017. At Milford-Montague (MM), decreases of 187 passenger vehicles and 591 trucks combined to produce a 0.87 percent decrease in total toll traffic for the month of January 2018.



**E-ZPass Penetration Rates**

The table below provides a comparison of the *E-ZPass* penetration rates for the Commission's seven (7) toll bridges for the months of January, 2018 and January, 2017, and the year-to-date periods ending January 31, 2018 and January 31, 2017.

		<b><i>E-ZPass</i> PENETRATION RATES</b>					
		<b>JAN. 2018</b>	<b>JAN. 2017</b>	<b>Change in Monthly Percentage</b>	<b>YTD 2018</b>	<b>YTD 2017</b>	<b>Change in YTD Percentage</b>
<b>All Toll Bridges</b>	Cars	69.41	66.25	3.16	69.41	66.25	3.16
	Trucks	89.01	86.96	2.05	89.01	86.96	2.05
	<b>Total</b>	<b>72.39</b>	<b>69.21</b>	<b>3.18</b>	<b>72.39</b>	<b>69.21</b>	<b>3.18</b>
<b>Trenton - Morrisville</b>	Cars	67.89	66.52	1.37	67.89	66.52	1.37
	Trucks	90.69	91.19	-0.50	90.69	91.19	-0.50
	<b>Total</b>	<b>69.47</b>	<b>68.33</b>	<b>1.14</b>	<b>69.47</b>	<b>68.33</b>	<b>1.14</b>
<b>New Hope - Lambertville</b>	Cars	83.81	80.51	3.30	83.81	80.51	3.30
	Trucks	85.66	82.40	3.26	85.66	82.40	3.26
	<b>Total</b>	<b>83.91</b>	<b>80.62</b>	<b>3.29</b>	<b>83.91</b>	<b>80.62</b>	<b>3.29</b>
<b>I-78</b>	Cars	70.90	66.35	4.55	70.90	66.35	4.55
	Trucks	89.16	86.82	2.34	89.16	86.82	2.34
	<b>Total</b>	<b>76.17</b>	<b>71.75</b>	<b>4.42</b>	<b>76.17</b>	<b>71.75</b>	<b>4.42</b>
<b>Easton - Phillipsburg</b>	Cars	69.72	67.09	2.63	69.72	67.09	2.63
	Trucks	82.28	83.69	-1.41	82.28	83.69	-1.41
	<b>Total</b>	<b>70.35</b>	<b>68.07</b>	<b>2.28</b>	<b>70.35</b>	<b>68.07</b>	<b>2.28</b>
<b>Portland - Columbia</b>	Cars	63.34	60.28	3.06	63.34	60.28	3.06
	Trucks	89.65	87.41	2.24	89.65	87.41	2.24
	<b>Total</b>	<b>65.05</b>	<b>61.99</b>	<b>3.06</b>	<b>65.05</b>	<b>61.99</b>	<b>3.06</b>
<b>Delaware Water Gap</b>	Cars	68.07	64.05	4.02	68.07	64.05	4.02
	Trucks	89.51	86.36	3.15	89.51	86.36	3.15
	<b>Total</b>	<b>71.78</b>	<b>67.48</b>	<b>4.30</b>	<b>71.78</b>	<b>67.48</b>	<b>4.30</b>
<b>Milford - Montague</b>	Cars	62.29	58.21	4.08	62.29	58.21	4.08
	Trucks	77.77	79.29	-1.52	77.77	79.29	-1.52
	<b>Total</b>	<b>62.67</b>	<b>58.86</b>	<b>3.81</b>	<b>62.67</b>	<b>58.86</b>	<b>3.81</b>

DELAWARE RIVER JOINT TOLL BRIDGE COMMISSION

ALL TOLL BRIDGES

COMPARATIVE STATEMENT OF TOLL TRAFFIC AND REVENUE

JANUARY 2018

JANUARY 1, 2017			JANUARY 1, 2018			MONTH OF			MONTH OF		
JANUARY 31, 2017			JANUARY 31, 2018			JANUARY 2018			JANUARY 2017		
31 DAYS			31 DAYS			31 DAYS			31 DAYS		
NUMBER OF VEHICLES	TOTAL REVENUE		NUMBER OF VEHICLES	TOTAL REVENUE	VEHICLE CLASS	NUMBER OF VEHICLES	TOTAL REVENUE		NUMBER OF VEHICLES	TOTAL REVENUE	
2,679,527	\$ 2,690,095.00		2,528,675	\$ 2,537,202.00	Passenger	2,528,675	\$ 2,537,202.00		2,679,527	\$ 2,690,095.00	
-	(106,327.29)		-	(90,226.25)	Discounts *	-	(90,226.25)		-	(106,326.39)	
2,679,527	\$ 2,583,767.71		2,528,675	\$ 2,446,975.75	TOTAL PASSENGER	2,528,675	\$ 2,446,975.75		2,679,527	\$ 2,583,768.61	
74,438	479,570.00		71,214	458,459.30	2-Axle Trucks	71,214	458,459.30		74,438	479,570.00	
33,639	397,952.40		38,153	451,557.60	3-Axle Trucks	38,153	451,557.60		33,639	397,952.40	
31,848	498,723.20		39,374	618,780.80	4-Axle Trucks	39,374	618,780.80		31,848	498,723.20	
297,695	5,829,542.00		295,413	5,790,254.00	5-Axle Trucks	295,413	5,790,254.00		297,695	5,829,542.00	
8,824	204,626.40		8,785	205,008.00	6-Axle Trucks	8,785	205,008.00		8,824	204,626.40	
731	20,165.20		304	8,456.00	7-Axle Trucks	304	8,456.00		731	20,165.20	
-	-		-	-	Permits	-	-		-	-	
447,175	\$ 7,430,579.20		453,243	\$ 7,532,515.70	TOTAL TRUCKS	453,243	\$ 7,532,515.70		447,175	\$ 7,430,579.20	
3,126,702	\$ 10,014,346.91		2,981,918	\$ 9,979,491.45	TOTAL TOLL VEHICLES	2,981,918	\$ 9,979,491.45		3,126,702	\$ 10,014,347.81	
100,861	\$ 323,043.45		96,191	\$ 321,919.08	DAILY AVERAGE	96,191	\$ 321,919.08		100,861	\$ 323,043.48	

Rate Change	
Traffic (toll)	
Autos	-4.63%
Trucks	-5.63%
Revenue	
Autos	1.36%
Trucks	-0.35%
Autos	-5.29%
Trucks	1.37%

Rate Change	
Traffic (toll)	
Autos	-4.63%
Trucks	-5.63%
Revenue	
Autos	1.36%
Trucks	-0.35%
Autos	-5.29%
Trucks	1.37%

\* Discounts represents rebates for commuter discounts earned when a customer crosses the Commission's bridges 20 times in a 35 day period, as well as discounts for employee's and Commission vehicle's non-revenue crossings.

DELAWARE RIVER JOINT TOLL BRIDGE COMMISSION

TRENTON - MORRISVILLE TOLL BRIDGE

COMPARATIVE STATEMENT OF TOLL TRAFFIC AND REVENUE

JANUARY 2018

JANUARY 1, 2017			JANUARY 1, 2018			MONTH OF			MONTH OF		
JANUARY 31, 2017			JANUARY 31, 2018			JANUARY 2018			JANUARY 2017		
31 DAYS			31 DAYS			31 DAYS			31 DAYS		
NUMBER OF VEHICLES	TOTAL REVENUE		NUMBER OF VEHICLES	TOTAL REVENUE	VEHICLE CLASS	NUMBER OF VEHICLES	TOTAL REVENUE		NUMBER OF VEHICLES	TOTAL REVENUE	
707,003 \$	708,794.00		684,106 \$	665,416.00	Passenger	684,106 \$	665,416.00		707,003 \$	708,794.00	
	(22,275.90)			(18,316.54)	Discounts *		(18,316.54)			(22,275.00)	
707,003 \$	686,518.10		684,106 \$	647,099.46	TOTAL PASSENGER	684,106 \$	647,099.46		707,003 \$	686,519.00	
22,403	144,519.05		10,824	69,895.15	2-Axle Trucks	10,824	69,895.15		22,403	144,519.05	
9,283	110,328.00		11,730	139,852.80	3-Axle Trucks	11,730	139,852.80		9,283	110,328.00	
7,378	116,169.60		8,196	130,073.60	4-Axle Trucks	8,196	130,073.60		7,378	116,169.60	
16,748	328,026.00		18,846	370,070.00	5-Axle Trucks	18,846	370,070.00		16,748	328,026.00	
178	4,125.60		138	3,259.20	6-Axle Trucks	138	3,259.20		178	4,125.60	
9	256.00		10	280.00	7-Axle Trucks	10	280.00		9	256.00	
					Permits						
55,999 \$	703,424.25		49,744 \$	713,430.75	TOTAL TRUCKS	49,744 \$	713,430.75		55,999 \$	703,424.25	
763,002 \$	1,389,942.35		713,850 \$	1,360,530.21	TOTAL TOLL VEHICLES	713,850 \$	1,360,530.21		763,002 \$	1,389,943.25	
24,613 \$	44,836.85		23,027 \$	43,888.07	DAILY AVERAGE	23,027 \$	43,888.07		24,613 \$	44,836.88	

Rate Change  
Traffic (toll)  
Autos -6.44%  
Trucks -6.07%  
Revenue -11.17%  
Autos -2.12%  
Trucks -5.74%  
1.42%

Rate Change  
Traffic (toll)  
Autos -6.44%  
Trucks -6.07%  
Revenue -11.17%  
Autos -2.12%  
Trucks -5.74%  
1.42%

\* Discounts represents rebates for commuter discounts earned when a customer crosses the Commission's bridges 20 times in a 35 day period, as well as discounts for employee's and Commission vehicle's non-revenue crossings.

NOTE: Traffic and revenue for 2017 was positively affected by the Jan. 21, 2017 closure of the Delaware River Turnpike Bridge.

DELAWARE RIVER JOINT TOLL BRIDGE COMMISSION

NEW HOPE - LAMBERTVILLE TOLL BRIDGE

COMPARATIVE STATEMENT OF TOLL TRAFFIC AND REVENUE

JANUARY 2018

JANUARY 1, 2017			JANUARY 1, 2018			MONTH OF			MONTH OF		
JANUARY 31, 2017			JANUARY 31, 2018			JANUARY 2018			JANUARY 2017		
31 DAYS			31 DAYS			31 DAYS			31 DAYS		
NUMBER OF VEHICLES	TOTAL REVENUE		NUMBER OF VEHICLES	TOTAL REVENUE	VEHICLE CLASS	NUMBER OF VEHICLES	TOTAL REVENUE		NUMBER OF VEHICLES	TOTAL REVENUE	
137,409	\$ 138,215.00		131,274	\$ 131,663.00	Passenger	131,274	\$ 131,274	\$ 131,663.00	137,409	\$ 138,215.00	
	(7,131.82)			(5,646.62)	Discounts *			(5,646.62)		(7,131.82)	
137,409	\$ 131,083.18		131,274	\$ 126,016.38	TOTAL PASSENGER	131,274	\$ 131,274	\$ 126,016.38	137,409	\$ 131,083.18	
3,860	24,904.75		2,727	17,575.35	2-Axle Trucks	2,727		17,575.35	3,860	24,904.75	
2,137	25,512.00		1,287	15,272.40	3-Axle Trucks	1,287		15,272.40	2,137	25,512.00	
457	7,033.60		784	12,241.60	4-Axle Trucks	784		12,241.60	457	7,033.60	
2,452	48,212.00		2,405	47,354.00	5-Axle Trucks	2,405		47,354.00	2,452	48,212.00	
74	1,689.60		73	1,656.00	6-Axle Trucks	73		1,656.00	74	1,689.60	
4	112.00		4	112.00	7-Axle Trucks	4		112.00	4	112.00	
					Permits						
8,984	\$ 107,463.95		7,280	\$ 94,211.35	TOTAL TRUCKS	7,280	\$ 7,280	\$ 94,211.35	8,984	\$ 107,463.95	
146,393	\$ 238,547.13		138,554	\$ 220,227.73	TOTAL TOLL VEHICLES	138,554	\$ 138,554	\$ 220,227.73	146,393	\$ 238,547.13	
4,722	\$ 7,695.07		4,469	\$ 7,104.12	DAILY	4,469	\$ 4,469	\$ 7,104.12	4,722	\$ 7,695.07	

Rate Change  
Traffic (toll)  
Autos  
Trucks  
Revenue  
Autos  
Trucks

Rate Change  
Traffic (toll)  
Autos  
Trucks  
Revenue  
Autos  
Trucks

-5.35%  
-4.46%  
-18.97%  
-7.68%  
-3.87%  
-12.33%

-5.35%  
-4.46%  
-18.97%  
-7.68%  
-3.87%  
-12.33%

\* Discounts represents rebates for commuter discounts earned when a customer crosses the Commission's bridges 20 times in a 35 day period, as well as discounts for employee's and Commission vehicle's non-revenue crossings.

DELAWARE RIVER JOINT TOLL BRIDGE COMMISSION

178 TOLL BRIDGE

COMPARATIVE STATEMENT OF TOLL TRAFFIC AND REVENUE

JANUARY 2018

JANUARY 1, 2017 JANUARY 31, 2017 31 DAYS		JANUARY 1, 2018 JANUARY 31, 2018 31 DAYS		VEHICLE CLASS	MONTH OF JANUARY 2018 31 DAYS		MONTH OF JANUARY 2017 31 DAYS	
NUMBER OF VEHICLES	TOTAL REVENUE	NUMBER OF VEHICLES	TOTAL REVENUE		NUMBER OF VEHICLES	TOTAL REVENUE	NUMBER OF VEHICLES	TOTAL REVENUE
664,249 \$	668,077.00 (27,352.63)	613,676 \$	616,638.00 (26,130.71)	Passenger	613,676 \$	616,638.00 (26,130.71)	664,249 \$	668,077.00 (27,352.63)
664,249 \$	640,724.37	613,676 \$	590,507.29	TOTAL PASSENGER	613,676 \$	590,507.29	664,249 \$	640,724.37
22,289	143,512.85	28,446	182,896.35	2-Axle Trucks	28,446	182,896.35	22,289	143,512.85
11,730	138,004.80	12,469	146,893.20	3-Axle Trucks	12,469	146,893.20	11,730	138,004.80
15,139	236,363.20	17,640	275,899.20	4-Axle Trucks	17,640	275,899.20	15,139	236,363.20
182,775	3,576,388.00	184,268	3,606,192.00	5-Axle Trucks	184,268	3,606,192.00	182,775	3,576,388.00
5,741	133,012.80	5,772	134,366.40	6-Axle Trucks	5,772	134,366.40	5,741	133,012.80
559	15,377.60	213	5,916.40	7-Axle Trucks Permits	213	5,916.40	559	15,377.60
238,233 \$	4,242,659.25	248,808 \$	4,352,163.55	TOTAL TRUCKS	248,808 \$	4,352,163.55	238,233 \$	4,242,659.25
902,482 \$	4,883,383.62	862,484 \$	4,942,670.84	TOTAL TOLL VEHICLES	862,484 \$	4,942,670.84	902,482 \$	4,883,383.62
29,112 \$	157,528.50	27,822 \$	159,440.99	DAILY AVERAGE	27,822 \$	159,440.99	29,112 \$	157,528.50
Rate Change Traffic (toll)					Rate Change Traffic (toll)			
Autos		-4.43%			Autos		-4.43%	
Trucks		-7.61%			Trucks		-7.61%	
Revenue		4.44%			Revenue		4.44%	
Autos		1.21%			Autos		1.21%	
Trucks		-7.84%			Trucks		-7.84%	
		2.58%					2.58%	

Rate Change  
Traffic (toll)  
Autos -4.43%  
Trucks -7.61%  
Revenue 4.44%  
Autos 1.21%  
Trucks -7.84%  
2.58%

Rate Change  
Traffic (toll)  
Autos -4.43%  
Trucks -7.61%  
Revenue 4.44%  
Autos 1.21%  
Trucks -7.84%  
2.58%

\* Discounts represents rebates for commuter discounts earned when a customer crosses the Commission's bridges 20 times in a 35 day period, as well as discounts for employee's and Commission vehicle's non-revenue crossings.

NOTE: Traffic and revenue for 2017 was positively affected by the Jan. 21, 2017 closure of the Delaware River Turnpike Bridge.

DELAWARE RIVER JOINT TOLL BRIDGE COMMISSION

EASTON - PHILLIPSBURG TOLL BRIDGE

COMPARATIVE STATEMENT OF TOLL TRAFFIC AND REVENUE

JANUARY 2018

JANUARY 1, 2017			JANUARY 1, 2018			MONTH OF			MONTH OF		
JANUARY 31, 2017			JANUARY 31, 2018			JANUARY 2018			JANUARY 2017		
31 DAYS			31 DAYS			31 DAYS			31 DAYS		
NUMBER OF VEHICLES	TOTAL REVENUE		NUMBER OF VEHICLES	TOTAL REVENUE	VEHICLE CLASS	NUMBER OF VEHICLES	TOTAL REVENUE		NUMBER OF VEHICLES	TOTAL REVENUE	
389,936	\$ 391,002.00		377,657	\$ 378,704.00	Passenger	377,657	\$ 378,704.00		389,936	\$ 391,002.00	
	(15,526.17)			(12,130.31)	Discounts *		(12,130.31)			(15,526.17)	
389,936	\$ 375,475.83		377,657	\$ 366,573.69	TOTAL PASSENGER	377,657	\$ 366,573.69		389,936	\$ 375,475.83	
9,834	63,530.35		6,210	40,089.40	2-Axle Trucks	6,210	40,089.40		9,834	63,530.35	
2,874	34,047.60		2,736	32,376.00	3-Axle Trucks	2,736	32,376.00		2,874	34,047.60	
2,064	32,664.00		1,960	31,073.60	4-Axle Trucks	1,960	31,073.60		2,064	32,664.00	
9,541	187,020.00		9,099	178,582.00	5-Axle Trucks	9,099	178,582.00		9,541	187,020.00	
81	1,888.80		55	1,303.20	6-Axle Trucks	55	1,303.20		81	1,888.80	
4	110.00		4	112.00	7-Axle Trucks	4	112.00		4	110.00	
-	-		-	-	Permits	-	-		-	-	
24,398	\$ 319,280.75		20,064	\$ 283,536.20	TOTAL TRUCKS	20,064	\$ 283,536.20		24,398	\$ 319,280.75	
414,334	\$ 694,736.58		397,721	\$ 650,109.89	TOTAL TOLL VEHICLES	397,721	\$ 650,109.89		414,334	\$ 694,736.58	
13,366	\$ 22,410.86		12,830	\$ 20,971.29	DAILY AVERAGE	12,830	\$ 20,971.29		13,366	\$ 22,410.86	

Rate Change	
Traffic (toll)	-4.01%
Autos	-3.15%
Trucks	-17.76%
Revenue	-6.42%
Autos	-2.37%
Trucks	-11.19%

Rate Change	
Traffic (toll)	-4.01%
Autos	-3.15%
Trucks	-17.76%
Revenue	-6.42%
Autos	-2.37%
Trucks	-11.19%

\* Discounts represents rebates for commuter discounts earned when a customer crosses the Commission's bridges 20 times in a 35 day period, as well as discounts for employee's and Commission vehicle's non-revenue crossings.

## PORTLAND - COLUMBIA TOLL BRIDGE

## COMPARATIVE STATEMENT OF TOLL TRAFFIC AND REVENUE

## JANUARY 2018

JANUARY 1, 2017 JANUARY 31, 2017 31 DAYS				JANUARY 1, 2018 JANUARY 31, 2018 31 DAYS				MONTH OF JANUARY 2018 31 DAYS				MONTH OF JANUARY 2017 31 DAYS					
NUMBER OF VEHICLES		TOTAL REVENUE		NUMBER OF VEHICLES		TOTAL REVENUE		VEHICLE CLASS		NUMBER OF VEHICLES		TOTAL REVENUE		NUMBER OF VEHICLES		TOTAL REVENUE	
84,824	\$	85,260.00		86,815	\$	87,307.00		Passenger		86,815	\$	87,307.00		84,824	\$	85,260.00	
		(4,874.28)				(3,788.29)		Discounts *				(3,788.29)				(4,874.28)	
84,824	\$	80,385.72		86,815	\$	83,518.71		TOTAL PASSENGER		86,815	\$	83,518.71		84,824	\$	80,385.72	
1,818		11,740.30		1,395		8,997.95		2-Axle Trucks		1,395		8,997.95		1,818		11,740.30	
1,277		15,265.20		417		4,984.80		3-Axle Trucks		417		4,984.80		1,277		15,265.20	
773		12,329.60		1,991		31,811.20		4-Axle Trucks		1,991		31,811.20		773		12,329.60	
1,789		35,394.00		2,223		44,024.00		5-Axle Trucks		2,223		44,024.00		1,789		35,394.00	
40		948.00		33		792.00		6-Axle Trucks		33		792.00		40		948.00	
5		140.00		1		28.00		7-Axle Trucks		1		28.00		5		140.00	
								Permits									
5,702	\$	75,817.10		6,060	\$	90,637.95		TOTAL TRUCKS		6,060	\$	90,637.95		5,702	\$	75,817.10	
90,526	\$	156,202.82		92,875	\$	174,156.86		TOTAL TOLL VEHICLES		92,875	\$	174,156.86		90,526	\$	156,202.82	
2,920	\$	5,038.80		2,996	\$	5,617.96		DAILY AVERAGE		2,996	\$	5,617.96		2,920	\$	5,038.80	
Rate Change												Rate Change					
Traffic (toll)												Traffic (toll)					
Autos												Autos					
Trucks												Trucks					
Revenue												Revenue					
Autos												Autos					
Trucks												Trucks					

\* Discounts represents rebates for commuter discounts earned when a customer crosses the Commission's bridges 20 times in a 35 day period, as well as discounts for employee's and Commission vehicle's non-revenue crossings.





DELAWARE RIVER JOINT TOLL BRIDGE COMMISSION

MILFORD - MONTAGUE TOLL BRIDGE

COMPARATIVE STATEMENT OF TOLL TRAFFIC AND REVENUE

JANUARY 2018

JANUARY 1, 2017			JANUARY 1, 2018			MONTH OF			MONTH OF		
JANUARY 31, 2017			JANUARY 31, 2018			JANUARY 2017			JANUARY 2018		
31 DAYS			31 DAYS			31 DAYS			31 DAYS		
NUMBER OF	TOTAL		NUMBER OF	TOTAL	VEHICLE CLASS	NUMBER OF	TOTAL		NUMBER OF	TOTAL	
VEHICLES	REVENUE		VEHICLES	REVENUE		VEHICLES	REVENUE		VEHICLES	REVENUE	
86,171	\$ 86,521.00		85,984	\$ 86,332.00	Passenger	85,984	\$ 86,332.00		86,171	\$ 86,521.00	
	(4,967.22)			(3,835.65)	Discounts *		(3,835.65)			(4,967.22)	
86,171	\$ 81,553.78		85,984	\$ 82,496.35	TOTAL PASSENGER	85,984	\$ 82,496.35		86,171	\$ 81,553.78	
1,850	11,931.40		1,169	7,543.90	2-Axle Trucks	1,169	7,543.90		1,850	11,931.40	
139	1,657.20		132	1,570.80	3-Axle Trucks	132	1,570.80		139	1,657.20	
120	1,905.60		151	2,404.80	4-Axle Trucks	151	2,404.80		120	1,905.60	
630	12,468.00		706	14,012.00	5-Axle Trucks	706	14,012.00		630	12,468.00	
10	240.00		10	240.00	6-Axle Trucks	10	240.00		10	240.00	
10	274.40		-	-	7-Axle Trucks	-	-		10	274.40	
-	-		-	-	Permits	-	-		-	-	
2,759	\$ 28,476.60		2,168	\$ 25,771.50	TOTAL TRUCKS	2,168	\$ 25,771.50		2,759	\$ 28,476.60	
88,930	\$ 110,030.38		88,152	\$ 108,267.85	TOTAL TOLL VEHICLES	88,152	\$ 108,267.85		88,930	\$ 110,030.38	
2,869	\$ 3,549.37		2,844	\$ 3,492.51	DAILY AVERAGE	2,844	\$ 3,492.51		2,869	\$ 3,549.37	

Rate Change  
Traffic (toll)  
Autos  
Trucks  
Revenue  
Autos  
Trucks

Rate Change  
Traffic (toll)  
Autos  
Trucks  
Revenue  
Autos  
Trucks

-0.87%  
-0.22%  
-21.42%  
-1.60%  
1.16%  
-9.50%

\* Discounts represents rebates for commuter discounts earned when a customer crosses the Commission's bridges 20 times in a 35 day period, as well as discounts for employee's and Commission vehicle's non-revenue crossings.

**Delaware River Joint Toll Bridge Commission**  
**Toll Supported Bridge - Westbound Traffic Counts**  
**January 2018**

<b>Bridge</b>	<b>Westbound Volume</b>				
	<b>January 2018</b>	<b>January 2017</b>	<b>% Change</b>	<b>YTD 2018</b>	<b>YTD 2017</b>
Lower Trenton	334,450	343,453	-2.62%	334,450	343,453
Calhoun Street	282,243	289,314	-2.44%	282,243	289,314
Scudder Falls	866,398	847,316	2.25%	866,398	847,316
Washington Crossing	98,119	95,053	3.23%	98,119	95,053
New Hope - Lambertville	221,926	225,611	-1.63%	221,926	225,611
Centre Bridge - Stockton	53,198	52,684	0.97%	53,198	52,684
Uhlerstown - Frenchtown	61,687	58,795	4.92%	61,687	58,795
Upper Black Eddy - Milford	53,790	59,182	-9.11%	53,790	59,182
Riegelsville	41,458	42,880	-3.32%	41,458	42,880
Northampton Street	352,908	347,894	1.44%	352,908	347,894
Riverton - Belvidere	59,164	64,875	-8.80%	59,164	64,875
<b>Total</b>	<b>2,425,341</b>	<b>2,427,057</b>	<b>-0.07%</b>	<b>2,425,341</b>	<b>2,427,057</b>

NOTES:

**Delaware River Joint Toll Bridge Commission**  
**Toll Supported Bridge - Two Way Traffic Counts**  
**January 2018**

Bridge	Total Volume					
	January 2018	January 2017	% Change	YTD 2018	YTD 2017	% Change
Lower Trenton	420,701	441,068	-4.62%	420,701	441,068	-4.62%
Calhoun Street	472,577	487,759	-3.11%	472,577	487,759	-3.11%
Scudder Falls	1,544,405	1,746,349	-11.56%	1,544,405	1,746,349	-11.56%
Washington Crossing	164,381	164,802	-0.26%	164,381	164,802	-0.26%
New Hope-Lambertville	471,953	391,982	20.40%	471,953	391,982	20.40%
Centre Bridge - Stockton	115,397	114,283	0.97%	115,397	114,283	0.97%
Uhlerstown - Frenchtown	111,865	114,820	-2.57%	111,865	114,820	-2.57%
Upper Black Eddy-Milford	96,959	104,279	-7.02%	96,959	104,279	-7.02%
Riegelsville	87,004	90,129	-3.47%	87,004	90,129	-3.47%
Northampton Street	539,951	536,732	0.60%	539,951	536,732	0.60%
Riverton - Belvidere	137,306	119,620	14.79%	137,306	119,620	14.79%
Total	4,162,499	4,311,823	-3.46%	4,162,499	4,311,823	-3.46%

NOTES:

**Delaware River Joint Toll Bridge Commission**  
**Toll Bridge - Two Way Traffic Counts**  
**January 2018**

Bridge	Total Volume (all classes)				
	January 2018	January 2017	% Change	YTD 2018	YTD 2017
Trenton - Morrisville	1,742,947	1,832,773	-4.90%	1,742,947	1,832,773
New Hope - Lambertville	333,400	347,736	-4.12%	333,400	347,736
Interstate 78	1,752,786	1,839,577	-4.72%	1,752,786	1,839,577
Easton - Phillipsburg	999,748	1,020,162	-2.00%	999,748	1,020,162
Portland - Columbia	200,902	212,110	-5.28%	200,902	212,110
Delaware Water Gap	1,344,310	1,406,708	-4.44%	1,344,310	1,406,708
Milford - Montague	185,325	187,201	-1.00%	185,325	187,201
<b>Total</b>	<b>6,559,418</b>	<b>6,846,267</b>	<b>-4.19%</b>	<b>6,559,418</b>	<b>6,846,267</b>

NOTES:

## **DELAWARE RIVER JOINT TOLL BRIDGE COMMISSION**

**Meeting of February 26, 2018**

### **STATISTICAL SUMMARY OF EXPENDITURES**

There follows reports entitled **"Budget vs Actual"** covering the month of January 2018, the first month of operations of fiscal year 2018 relative to Toll Bridges, Toll Supported Bridges and Administration departments.

Total expense plus encumbrance totaled \$4,219,866 for the month. This expense represents 65.0% of the 2018 year-to-date operating budget. This large positive variance is mainly due to the lack of encumbrances approved during the month of January. As the annual encumbrances are added for fuels, utilities, supplies and materials over the next several months, this large surplus is anticipated to be reduced.

There were no unusual expenses during the month of January 2018.

**Delaware River Joint Toll Bridge Commission**  
**Budget vs Actual**  
**For the One Month Ending January 31, 2018**

**TOTAL COMMISSION**

	<b>Annual Budget 2018</b>	<b>YTD Budget 2018</b>	<b>Expended For The Month</b>	<b>Expended Year To Date</b>	<b>Encumbered</b>	<b>Remaining Annual Budget</b>
Regular Employee Salaries	\$21,900,483	1,715,326	\$1,536,698	\$1,536,698	\$0	\$20,363,785
Part-Time Employee Wages	404,630	32,840	21,826	21,826	0	382,804
Summer Employee Wages	112,401	0	0	0	0	112,401
Overtime Wages	475,472	54,211	61,122	61,122	0	414,349
Pension Contributions	7,205,568	554,540	511,154	511,154	0	6,694,413
FICA Contributions	1,836,643	141,345	129,140	129,140	0	1,707,503
Regular Employee Healthcare Benefits	12,877,729	1,076,088	407,260	407,260	0	12,470,469
Life Insurance Benefits	220,328	18,361	18,254	18,254	0	202,074
Unemployment Compensation Benefits	44,100	11,025	9,927	9,927	0	34,173
Utility Expense	965,124	200,653	58,683	58,683	0	906,441
Office Expense	269,353	81,286	5,633	5,633	820	262,900
Telecommunication Expense	1,232,377	122,372	83,391	83,391	0	1,148,987
Information Technology Expense	596,984	47,820	37,501	37,501	0	559,484
Professional Development/Meetings	619,215	70,339	3,506	3,506	0	615,708
Vehicle Maintenance Expense and Fuel	461,701	227,744	9,103	9,103	1,208	451,389
Operations Maintenance Expense	1,523,264	590,807	10,066	10,066	6,671	1,506,527
ESS Operating Maintenance Expense	1,500,000	125,000	92,795	92,795	2,246	1,404,960
Commission Expense	22,050	1,838	404	404	0	21,646
Toll Collection Expense	75,291	6,274	2,419	2,419	0	72,872
Uniform Expense	105,622	9,250	1,976	1,976	0	103,646
Business Insurance	2,999,411	249,850	247,717	247,717	0	2,751,694
Licenses & Inspections Expense	10,878	3,314	284	284	0	10,594
Advertising	60,760	3,776	1,142	1,142	0	59,618
Professional Services	1,391,800	184,742	46,370	46,370	0	1,345,430
State Police Bridge Security	5,787,024	505,837	462,185	462,185	0	5,324,839
EZPass Equipment/Maintenance	1,327,094	110,591	97,042	97,042	0	1,230,052
General Contingency	300,000	25,000	0	0	0	300,000
EZPass Operating Expense	3,909,652	325,905	353,322	353,322	0	3,556,330
<b>Total</b>	<b>\$68,234,954</b>	<b>\$6,496,133</b>	<b>\$4,208,921</b>	<b>\$4,208,921</b>	<b>\$10,945</b>	<b>\$64,015,088</b>

**Delaware River Joint Toll Bridge Commission**  
**Budget vs Actual**  
**For the One Month Ending January 31, 2018**

**ADMINISTRATION\***

	<b>Annual Budget 2018</b>	<b>YTD Budget 2018</b>	<b>Expended For The Month</b>	<b>Expended Year To Date</b>	<b>Encumbered</b>	<b>Remaining Annual Budget</b>
Regular Employee Salaries	\$4,148,539	319,529	\$300,191	\$300,191	\$0	\$3,848,349
Summer Employee Wages	8,032	0	0	0	0	8,032
Overtime Wages	5,596	466	1,236	1,236	0	4,360
Pension Contributions	1,260,639	97,019	95,298	95,298	0	1,165,342
FICA Contributions	318,368	24,500	22,137	22,137	0	296,231
Regular Employee Healthcare Benefits	1,557,650	129,927	51,689	51,689	0	1,505,961
Life Insurance Benefits	39,253	3,271	3,257	3,257	0	35,996
Unemployment Compensation Benefits	44,100	11,025	9,927	9,927	0	34,173
Office Expense	218,873	77,150	4,590	4,590	820	213,463
Telecommunication Expense	84,000	6,959	4,107	4,107	0	79,893
Information Technology Expense	570,000	45,367	37,501	37,501	0	532,499
Professional Development/Meetings	145,067	30,737	2,837	2,837	0	142,230
Vehicle Maintenance Expense and Fuel	2,768	230	0	0	0	2,768
Commission Expense	22,050	1,838	404	404	0	21,646
Business Insurance	124,535	10,277	10,245	10,245	0	114,291
Advertising	60,760	3,776	1,142	1,142	0	59,618
Professional Services	1,113,800	161,567	46,370	46,370	0	1,067,430
General Contingency	300,000	25,000	0	0	0	300,000
EZPass Operating Expense	20,300	1,692	0	0	0	20,300
<b>TOTAL</b>	<b>\$10,044,331</b>	<b>\$950,330</b>	<b>\$590,930</b>	<b>\$590,930</b>	<b>\$820</b>	<b>\$9,452,581</b>

\* Includes Executive, Human Resources, Accounting, EZPass, Purchasing, Information Technology, Community Affairs and Contract/Compliance.

**Delaware River Joint Toll Bridge Commission**  
**Budget vs Actual**  
**For the One Month Ending January 31, 2018**

**ADMINISTRATION - OPERATIONS\***

	<b>Annual Budget 2018</b>	<b>YTD Budget 2018</b>	<b>Expended For The Month</b>	<b>Expended Year To Date</b>	<b>Encumbered</b>	<b>Remaining Annual Budget</b>
Regular Employee Salaries	\$1,823,641	133,460	\$115,183	\$115,183	\$0	\$1,708,458
Overtime Wages	34,000	2,833	4,612	4,612	0	29,388
Pension Contributions	926,035	71,268	58,891	58,891	0	867,144
FICA Contributions	227,790	17,530	16,387	16,387	0	211,403
Regular Employee Healthcare Benefits	1,201,678	100,104	30,497	30,497	0	1,171,181
Life Insurance Benefits	28,347	2,363	2,355	2,355	0	25,992
Office Expense	19,536	1,311	0	0	0	19,536
Telecommunication Expense	132,784	11,065	6,849	6,849	0	125,935
Professional Development/Meetings	466,406	38,821	94	94	0	466,312
Vehicle Maintenance Expense and Fuel	2,000	167	0	0	0	2,000
ESS Operating Maintenance Expense	1,500,000	125,000	92,795	92,795	2,246	1,404,960
Uniform Expense	14,744	1,229	767	767	0	13,977
Business Insurance	71,560	5,963	5,885	5,885	0	65,675
Professional Services	278,000	23,175	0	0	0	278,000
<b>TOTAL</b>	<b>\$6,726,520</b>	<b>\$534,288</b>	<b>\$334,314</b>	<b>\$334,314</b>	<b>\$2,246</b>	<b>\$6,389,960</b>

\* Includes Engineering, Training & Employee Safety, Plant & Facility, and Electronic Security & Surveillance.



**Delaware River Joint Toll Bridge Commission**  
**Budget vs Actual**  
**For the One Month Ending January 31, 2018**

**TRENTON - MORRISVILLE TOLL BRIDGE**

	<b>Annual Budget 2018</b>	<b>YTD Budget 2018</b>	<b>Expended For The Month</b>	<b>Expended Year To Date</b>	<b>Encumbered</b>	<b>Remaining Annual Budget</b>
Regular Employee Salaries	\$1,834,675	145,728	\$123,579	\$123,579	\$0	\$1,711,096
Part-Time Employee Wages	79,380	4,313	3,681	3,681	0	75,699
Summer Employee Wages	26,453	0	0	0	0	26,453
Overtime Wages	34,692	6,598	5,141	5,141	0	29,551
Pension Contributions	573,335	44,124	40,315	40,315	0	533,020
FICA Contributions	151,103	11,629	9,937	9,937	0	141,166
Regular Employee Healthcare Benefits	1,236,303	102,965	38,026	38,026	0	1,198,278
Life Insurance Benefits	18,087	1,507	1,475	1,475	0	16,612
Utility Expense	143,425	21,378	9,726	9,726	0	133,699
Office Expense	4,043	282	0	0	0	4,043
Telecommunication Expense	81,264	23,582	2,720	2,720	0	78,544
Information Technology Expense	7,017	645	0	0	0	7,017
Professional Development/Meetings	196	106	0	0	0	196
Vehicle Maintenance Expense and Fuel	87,298	43,200	104	104	0	87,194
Operations Maintenance Expense	214,115	60,906	2,443	2,443	0	211,673
Toll Collection Expense	12,554	1,046	630	630	0	11,924
Uniform Expense	20,482	1,840	250	250	0	20,232
Business Insurance	388,845	32,404	32,098	32,098	0	356,747
Licenses & Inspections Expense	470	470	0	0	0	470
State Police Bridge Security	905,090	79,113	72,088	72,088	0	833,003
EZPass Equipment/Maintenance	207,358	17,280	21,534	21,534	0	185,825
EZPass Operating Expense	863,047	72,022	78,402	78,402	0	784,646
<b>TOTAL</b>	<b>\$6,889,233</b>	<b>\$671,136</b>	<b>\$442,147</b>	<b>\$442,147</b>	<b>\$0</b>	<b>\$6,447,087</b>

**Delaware River Joint Toll Bridge Commission**  
**Budget vs Actual**  
**For the One Month Ending January 31, 2018**

**NEW HOPE - LAMBERTVILLE TOLL BRIDGE**

	<b>Annual Budget 2018</b>	<b>YTD Budget 2018</b>	<b>Expended For The Month</b>	<b>Expended Year To Date</b>	<b>Encumbered</b>	<b>Remaining Annual Budget</b>
Regular Employee Salaries	\$1,152,241	91,016	\$85,305	\$85,305	\$0	\$1,066,937
Part-Time Employee Wages	11,760	2,940	1,105	1,105	0	10,655
Summer Employee Wages	3,230	0	0	0	0	3,230
Overtime Wages	31,164	5,128	4,302	4,302	0	26,862
Pension Contributions	362,950	27,933	26,308	26,308	0	336,643
FICA Contributions	91,677	7,055	6,841	6,841	0	84,836
Regular Employee Healthcare Benefits	714,410	59,693	23,721	23,721	0	690,690
Life Insurance Benefits	11,246	937	921	921	0	10,325
Utility Expense	154,830	34,707	242	242	0	154,588
Office Expense	2,377	600	0	0	0	2,377
Telecommunication Expense	59,863	5,265	3,402	3,402	0	56,461
Information Technology Expense	7,762	683	0	0	0	7,762
Professional Development/Meetings	196	106	0	0	0	196
Vehicle Maintenance Expense and Fuel	77,185	47,484	0	0	1,208	75,976
Operations Maintenance Expense	155,624	63,531	1,203	1,203	0	154,421
Toll Collection Expense	7,056	588	385	385	0	6,671
Uniform Expense	2,940	250	0	0	0	2,940
Business Insurance	252,062	21,005	20,780	20,780	0	231,282
Licenses & Inspections Expense	921	762	67	67	0	854
State Police Bridge Security	186,921	16,338	14,888	14,888	0	172,033
EZPass Equipment/Maintenance	165,887	13,824	5,386	5,386	0	160,501
EZPass Operating Expense	215,859	17,988	19,609	19,609	0	196,250
<b>TOTAL</b>	<b>\$3,668,161</b>	<b>\$417,836</b>	<b>\$214,464</b>	<b>\$214,464</b>	<b>\$1,208</b>	<b>\$3,452,488</b>

**Delaware River Joint Toll Bridge Commission**  
**Budget vs Actual**  
**For the One Month Ending January 31, 2018**

**INTERSTATE - 78 TOLL BRIDGE**

	<b>Annual Budget 2018</b>	<b>YTD Budget 2018</b>	<b>Expended For The Month</b>	<b>Expended Year To Date</b>	<b>Encumbered</b>	<b>Remaining Annual Budget</b>
Regular Employee Salaries	\$2,458,280	194,768	\$169,948	\$169,948	\$0	\$2,288,331
Part-Time Employee Wages	80,000	6,667	4,901	4,901	0	75,099
Summer Employee Wages	16,072	0	0	0	0	16,072
Overtime Wages	62,362	5,199	9,716	9,716	0	52,646
Pension Contributions	773,081	59,496	57,973	57,973	0	715,108
FICA Contributions	199,867	15,382	13,835	13,835	0	186,032
Regular Employee Healthcare Benefits	1,584,594	131,970	52,846	52,846	0	1,531,748
Life Insurance Benefits	23,572	1,964	1,937	1,937	0	21,635
Utility Expense	207,640	41,137	11,113	11,113	0	196,527
Office Expense	6,301	505	388	388	0	5,914
Telecommunication Expense	220,008	18,497	16,351	16,351	0	203,658
Information Technology Expense	2,739	351	0	0	0	2,739
Professional Development/Meetings	2,646	221	576	576	0	2,070
Vehicle Maintenance Expense and Fuel	75,460	50,676	4,226	4,226	0	71,234
Operations Maintenance Expense	395,273	173,756	996	996	2,391	391,885
Toll Collection Expense	12,740	1,062	560	560	0	12,180
Uniform Expense	11,760	902	510	510	0	11,250
Business Insurance	596,412	49,701	49,269	49,269	0	547,142
Licenses & Inspections Expense	1,470	55	0	0	0	1,470
State Police Bridge Security	993,632	86,852	79,140	79,140	0	914,492
EZPass Equipment/Maintenance	248,830	20,736	29,666	29,666	0	219,164
EZPass Operating Expense	1,188,975	99,081	108,011	108,011	0	1,080,964
<b>TOTAL</b>	<b>\$9,161,713</b>	<b>\$958,977</b>	<b>\$611,960</b>	<b>\$611,960</b>	<b>\$2,391</b>	<b>\$8,547,362</b>

**Delaware River Joint Toll Bridge Commission**  
**Budget vs Actual**  
**For the One Month Ending January 31, 2018**

**EASTON - PHILLIPSBURG TOLL BRIDGE**

	<b>Annual Budget 2018</b>	<b>YTD Budget 2018</b>	<b>Expended For The Month</b>	<b>Expended Year To Date</b>	<b>Encumbered</b>	<b>Remaining Annual Budget</b>
Regular Employee Salaries	\$1,887,844	149,765	\$141,299	\$141,299	\$0	\$1,746,545
Part-Time Employee Wages	86,000	7,167	2,765	2,765	0	83,235
Summer Employee Wages	23,814	0	0	0	0	23,814
Overtime Wages	43,120	3,593	4,729	4,729	0	38,391
Pension Contributions	592,227	45,578	39,612	39,612	0	552,615
FICA Contributions	156,119	12,015	11,183	11,183	0	144,937
Regular Employee Healthcare Benefits	1,182,607	98,914	35,903	35,903	0	1,146,704
Life Insurance Benefits	18,211	1,518	1,626	1,626	0	16,585
Utility Expense	125,930	26,430	11,047	11,047	0	114,883
Office Expense	5,096	388	0	0	0	5,096
Telecommunication Expense	167,467	16,420	9,669	9,669	0	157,798
Information Technology Expense	2,367	193	0	0	0	2,367
Professional Development/Meetings	2,450	152	0	0	0	2,450
Vehicle Maintenance Expense and Fuel	55,664	24,965	1,970	1,970	0	53,694
Operations Maintenance Expense	176,567	68,791	2,027	2,027	3,530	171,009
Toll Collection Expense	13,230	1,102	630	630	0	12,600
Uniform Expense	9,800	743	125	125	0	9,675
Business Insurance	242,421	20,202	20,003	20,003	0	222,418
Licenses & Inspections Expense	2,548	212	0	0	0	2,548
State Police Bridge Security	523,726	45,778	41,713	41,713	0	482,012
EZPass Equipment/Maintenance	207,358	17,280	12,285	12,285	0	195,073
EZPass Operating Expense	492,392	41,033	44,731	44,731	0	447,661
<b>TOTAL</b>	<b>\$6,016,957</b>	<b>\$582,239</b>	<b>\$381,318</b>	<b>\$381,318</b>	<b>\$3,530</b>	<b>\$5,632,109</b>

**Delaware River Joint Toll Bridge Commission**  
**Budget vs Actual**  
**For the One Month Ending January 31, 2018**

**PORTLAND - COLUMBIA TOLL BRIDGE**

	<b>Annual Budget 2018</b>	<b>YTD Budget 2018</b>	<b>Expended For The Month</b>	<b>Expended Year To Date</b>	<b>Encumbered</b>	<b>Remaining Annual Budget</b>
Regular Employee Salaries	\$789,692	62,387	\$53,664	\$53,664	\$0	\$736,027
Part-Time Employee Wages	21,560	1,519	2,675	2,675	0	18,885
Summer Employee Wages	13,382	0	0	0	0	13,382
Overtime Wages	32,286	4,904	4,277	4,277	0	28,009
Pension Contributions	252,101	19,402	20,032	20,032	0	232,069
FICA Contributions	65,554	5,045	4,551	4,551	0	61,004
Regular Employee Healthcare Benefits	475,488	39,599	16,823	16,823	0	458,665
Life Insurance Benefits	7,531	628	602	602	0	6,930
Utility Expense	67,150	20,977	4,560	4,560	0	62,589
Office Expense	3,306	275	122	122	0	3,183
Telecommunication Expense	51,911	4,326	3,545	3,545	0	48,365
Information Technology Expense	2,367	193	0	0	0	2,367
Professional Development/Meetings	392	65	0	0	0	392
Vehicle Maintenance Expense and Fuel	32,148	11,869	(179)	(179)	0	32,327
Operations Maintenance Expense	116,811	53,157	1,071	1,071	0	115,740
Toll Collection Expense	9,604	800	385	385	0	9,219
Uniform Expense	4,900	324	0	0	0	4,900
Business Insurance	132,982	11,082	10,959	10,959	0	122,022
Licenses & Inspections Expense	637	455	0	0	0	637
State Police Bridge Security	113,426	9,915	9,034	9,034	0	104,392
EZPass Equipment/Maintenance	124,415	10,368	2,737	2,737	0	121,678
EZPass Operating Expense	109,680	9,140	9,964	9,964	0	99,716
<b>TOTAL</b>	<b>\$2,427,322</b>	<b>\$266,430</b>	<b>\$144,822</b>	<b>\$144,822</b>	<b>\$0</b>	<b>\$2,282,499</b>

**Delaware River Joint Toll Bridge Commission**  
**Budget vs Actual**  
**For the One Month Ending January 31, 2018**

**DELAWARE WATER GAP TOLL BRIDGE**

	<b>Annual Budget 2018</b>	<b>YTD Budget 2018</b>	<b>Expended For The Month</b>	<b>Expended Year To Date</b>	<b>Encumbered</b>	<b>Remaining Annual Budget</b>
Regular Employee Salaries	\$2,701,230	214,530	\$192,122	\$192,122	\$0	\$2,509,108
Part-Time Employee Wages	102,800	8,576	4,697	4,697	0	98,103
Summer Employee Wages	8,036	0	0	0	0	8,036
Overtime Wages	92,345	7,795	11,296	11,296	0	81,049
Pension Contributions	856,790	65,939	58,589	58,589	0	798,200
FICA Contributions	222,187	17,100	16,360	16,360	0	205,827
Regular Employee Healthcare Benefits	1,698,173	143,977	53,519	53,519	0	1,644,654
Life Insurance Benefits	25,157	2,096	2,145	2,145	0	23,012
Utility Expense	90,552	25,803	3,473	3,473	0	87,079
Office Expense	5,536	419	0	0	0	5,536
Telecommunication Expense	106,760	8,897	7,126	7,126	0	99,634
Information Technology Expense	2,367	193	0	0	0	2,367
Professional Development/Meetings	1,470	114	0	0	0	1,470
Vehicle Maintenance Expense and Fuel	70,143	28,793	905	905	0	69,237
Operations Maintenance Expense	163,140	64,664	1,124	1,124	0	162,016
Toll Collection Expense	12,091	1,008	(556)	(556)	0	12,647
Uniform Expense	10,290	819	109	109	0	10,181
Business Insurance	461,707	38,476	38,164	38,164	0	423,544
Licenses & Inspections Expense	1,470	438	150	150	0	1,320
State Police Bridge Security	767,938	67,125	62,430	62,430	0	705,508
EZPass Equipment/Maintenance	248,830	20,736	22,737	22,737	0	226,093
EZPass Operating Expense	911,275	75,940	82,783	82,783	0	828,492
<b>TOTAL</b>	<b>\$8,560,287</b>	<b>\$793,435</b>	<b>\$557,174</b>	<b>\$557,174</b>	<b>\$0</b>	<b>\$8,003,113</b>

**Delaware River Joint Toll Bridge Commission**  
**Budget vs Actual**  
**For the One Month Ending January 31, 2018**

**MILFORD - MONTAGUE TOLL BRIDGE**

	<b>Annual Budget 2018</b>	<b>YTD Budget 2018</b>	<b>Expended For The Month</b>	<b>Expended Year To Date</b>	<b>Encumbered</b>	<b>Remaining Annual Budget</b>
Regular Employee Salaries	\$821,923	64,849	\$57,964	\$57,964	\$0	\$763,958
Part-Time Employee Wages	23,130	1,659	2,002	2,002	0	21,128
Summer Employee Wages	13,382	0	0	0	0	13,382
Overtime Wages	27,685	4,421	5,413	5,413	0	22,272
Pension Contributions	260,575	20,054	19,680	19,680	0	240,894
FICA Contributions	67,788	5,217	4,921	4,921	0	62,868
Regular Employee Healthcare Benefits	475,488	39,599	16,863	16,863	0	458,625
Life Insurance Benefits	7,901	658	647	647	0	7,253
Utility Expense	55,909	16,887	10,736	10,736	0	45,173
Office Expense	3,306	275	177	177	0	3,128
Telecommunication Expense	53,405	4,450	9,530	9,530	0	43,874
Information Technology Expense	2,367	193	0	0	0	2,367
Professional Development/Meetings	392	16	0	0	0	392
Vehicle Maintenance Expense and Fuel	36,868	15,580	1,878	1,878	0	34,989
Operations Maintenance Expense	121,231	57,476	1,038	1,038	0	120,194
Toll Collection Expense	8,016	668	385	385	0	7,631
Uniform Expense	4,900	335	135	135	0	4,765
Business Insurance	117,098	9,758	9,649	9,649	0	107,448
Licenses & Inspections Expense	637	42	0	0	0	637
State Police Bridge Security	108,218	9,459	8,619	8,619	0	99,598
EZPass Equipment/Maintenance	124,415	10,368	2,698	2,698	0	121,717
EZPass Operating Expense	108,124	9,010	9,822	9,822	0	98,302
<b>TOTAL</b>	<b>\$2,442,756</b>	<b>\$270,978</b>	<b>\$162,159</b>	<b>\$162,159</b>	<b>\$0</b>	<b>\$2,280,597</b>

**Delaware River Joint Toll Bridge Commission**  
**Budget vs Actual**  
**For the One Month Ending January 31, 2018**

**SOUTHERN DIVISION TOLL SUPPORTED BRIDGES**

	<b>Annual Budget 2018</b>	<b>YTD Budget 2018</b>	<b>Expended For The Month</b>	<b>Expended Year To Date</b>	<b>Encumbered</b>	<b>Remaining Annual Budget</b>
Regular Employee Salaries	\$2,278,970	180,256	\$159,556	\$159,556	\$0	\$2,119,415
Overtime Wages	61,033	9,007	7,118	7,118	0	53,915
Pension Contributions	717,679	55,233	50,406	50,406	0	667,273
FICA Contributions	179,010	13,776	12,471	12,471	0	166,539
Regular Employee Healthcare Benefits	1,461,166	121,888	47,089	47,089	0	1,414,077
Life Insurance Benefits	21,878	1,823	1,792	1,792	0	20,086
Utility Expense	73,245	9,421	4,450	4,450	0	68,796
Telecommunication Expense	112,596	9,383	6,898	6,898	0	105,698
Vehicle Maintenance Expense and Fuel	14,014	4,100	0	0	0	14,014
Operations Maintenance Expense	116,444	31,299	0	0	0	116,444
Uniform Expense	15,396	1,965	0	0	0	15,396
Business Insurance	421,464	35,122	34,908	34,908	0	386,556
Licenses & Inspections Expense	882	751	67	67	0	815
State Police Bridge Security	1,675,343	146,440	133,436	133,436	0	1,541,907
<b>TOTAL</b>	<b>\$7,149,120</b>	<b>\$620,465</b>	<b>\$458,190</b>	<b>\$458,190</b>	<b>\$0</b>	<b>\$6,690,929</b>



**Delaware River Joint Toll Bridge Commission**  
**Budget vs Actual**  
**For the One Month Ending January 31, 2018**

**NORTHERN DIVISION TOLL SUPPORTED BRIDGES**

	<b>Annual Budget 2018</b>	<b>YTD Budget 2018</b>	<b>Expended For The Month</b>	<b>Expended Year To Date</b>	<b>Encumbered</b>	<b>Remaining Annual Budget</b>
Regular Employee Salaries	\$2,003,448	159,039	\$137,887	\$137,887	\$0	\$1,865,561
Overtime Wages	51,188	4,266	3,283	3,283	0	47,906
Pension Contributions	630,157	48,496	44,051	44,051	0	586,106
FICA Contributions	157,180	12,096	10,518	10,518	0	146,661
Regular Employee Healthcare Benefits	1,290,171	107,451	40,284	40,284	0	1,249,887
Life Insurance Benefits	19,147	1,595	1,497	1,497	0	17,650
Utility Expense	46,443	3,913	3,336	3,336	0	43,107
Office Expense	980	82	355	355	0	625
Telecommunication Expense	162,320	13,527	13,193	13,193	0	149,127
Vehicle Maintenance Expense and Fuel	8,154	679	200	200	0	7,954
Operations Maintenance Expense	64,060	17,228	165	165	750	63,145
Uniform Expense	10,410	844	80	80	0	10,330
Business Insurance	190,326	15,860	15,758	15,758	0	174,568
Licenses & Inspections Expense	1,842	126	0	0	0	1,842
State Police Bridge Security	512,730	44,817	40,837	40,837	0	471,893
<b>TOTAL</b>	<b>\$5,148,555</b>	<b>\$430,019</b>	<b>\$311,443</b>	<b>\$311,443</b>	<b>\$750</b>	<b>\$4,836,362</b>

**DELAWARE RIVER JOINT TOLL BRIDGE COMMISSION SYSTEM**  
**STATEMENT OF REVENUE AND EXPENSES FOR THE ONE MONTH ENDED JANUARY 31, 2018**

	T-M	NH-L	I-78	E-P	P-C	DWG	M-M	SDTS	NDTS	ADM	TOTAL 2018	TOTAL 2017
<b>TOLL REVENUE</b>												
Net Toll Revenue	1,336,849	216,734	4,855,294	645,232	172,415	2,455,106	107,027	-	-	-	9,788,659	10,068,947
EZPass Fee	40,806	10,884	59,074	25,268	5,538	45,171	5,557	-	-	-	192,299	86,014
Net Violation Fee Income	172,164	24,138	250,743	88,397	18,768	281,909	14,601	-	-	-	850,720	274,175
	\$ 1,549,819	\$ 251,757	\$ 5,165,111	\$ 758,898	\$ 196,721	\$ 2,782,186	\$ 127,185	\$ -	\$ -	\$ -	\$ 10,831,678	\$ 10,429,137
<b>REVENUE FROM TOLL</b>												
<b>OPERATING EXPENSE</b>												
Regular Employee Salaries	123,579	85,305	169,948	141,299	53,664	192,122	57,964	159,556	137,887	415,374	1,536,698	1,456,462
Part-Time Employee Wages	3,681	1,105	4,901	2,765	2,675	4,697	2,002	-	-	-	21,826	31,031
Summer Employee Wages	-	-	-	-	-	-	-	-	-	-	-	-
Overtime Wages	5,141	4,302	9,716	4,729	4,277	11,296	5,413	7,118	3,283	5,848	61,122	52,505
Pension Contributions	40,315	26,308	57,973	39,612	20,032	58,589	19,680	50,406	44,051	154,188	511,154	420,364
FICA Contributions	9,937	6,841	13,835	11,183	4,551	16,360	4,971	12,471	10,518	38,524	129,140	122,802
Regular Employee Healthcare Benefits	38,026	23,721	52,846	35,903	16,823	53,519	16,863	47,089	40,284	82,186	407,260	380,731
Life Insurance Benefits	1,475	921	1,937	1,626	602	2,145	647	1,792	1,497	5,612	18,254	13,831
Unemployment Compensation Benefits	-	-	-	-	-	-	-	-	-	9,927	9,927	1,701
Utility Expense	9,726	242	11,113	11,047	4,560	3,473	10,736	4,450	3,336	-	58,683	59,993
Office Expense	-	-	388	-	122	-	177	-	355	4,590	5,633	15,072
Telecommunication Expense	2,720	3,402	16,351	9,669	3,545	7,126	9,530	6,898	13,193	10,957	83,391	29,445
Information Technology Expense	-	-	-	-	-	-	-	-	-	37,501	11,864	11,864
Professional Development/Meetings	-	-	576	-	-	-	-	-	-	2,930	3,506	4,418
Vehicle Maintenance Expense and Fuel	104	-	4,226	1,970	(179)	905	1,878	-	200	-	9,103	13,153
Operations Maintenance Expense	2,443	1,203	996	2,027	1,071	1,124	1,038	-	165	-	10,066	27,385
ESS Operating Maintenance Expense	-	-	-	-	-	-	-	-	-	92,795	92,795	98,923
Commission Expense	-	-	-	-	-	-	-	-	-	404	404	1,450
Toll Collection Expense	630	385	560	630	385	(556)	-	-	-	-	2,419	1,321
Uniform Expense	250	-	510	125	-	109	135	-	80	767	1,976	1,850
Business Insurance	32,098	20,780	49,269	20,003	10,959	38,164	9,649	34,908	15,758	16,129	247,717	233,187
Licenses & Inspections Expense	-	67	-	-	-	150	-	67	-	-	284	1,301
Advertising	-	-	-	-	-	-	-	-	-	1,142	1,142	848
Professional Services	-	-	-	-	-	-	-	-	-	46,370	46,370	53,806
State Police Bridge Security	72,088	14,888	79,140	41,713	9,034	62,430	8,619	133,436	40,837	-	462,185	462,887
EZPass Equipment/Maintenance	21,534	5,386	29,666	12,285	2,737	22,737	2,698	-	-	-	97,042	98,724
General Contingency	-	-	-	-	-	-	-	-	-	-	-	-
EZPass Operating Expense	78,402	19,609	108,011	44,731	9,964	82,783	9,822	-	-	-	353,322	324,358
<b>TOTAL OP., MAINT., &amp; ADM</b>	\$ 442,147	\$ 214,464	\$ 611,960	\$ 381,318	\$ 144,822	\$ 557,174	\$ 162,159	\$ 458,190	\$ 311,443	\$ 925,244	\$ 4,208,921	\$ 3,919,412
<b>OTHER OPERATING INC/EXP</b>												
Other Operating Income	-	-	-	-	-	-	-	-	-	3,403	3,403	4,196
<b>TOTAL OTHER OP INC</b>	\$ -	\$ -	\$ -	\$ -	\$ -	\$ -	\$ -	\$ -	\$ -	\$ 3,403	\$ 3,403	\$ 4,196
<b>NET OPERATING INC</b>	\$1,107,672	\$37,292	\$4,553,152	\$377,580	\$51,899	\$2,225,013	\$94,974	\$(458,190)	\$(311,443)	\$(921,841)	\$ 6,626,160	\$ 6,519,920
<b>NON-OPERATING REV/EXP</b>												
Interest Revenue	-	-	-	-	-	-	-	-	-	-	325,288	316,113
Other Non-Operating Revenue	-	-	-	-	-	-	-	-	-	-	-	-
GASB 68 Pension Expense	-	-	-	-	-	-	-	-	-	-	-	-
Interest Expense	-	-	-	-	-	-	-	-	-	-	(2,501,744)	(1,017,819)
Depreciation Expense	-	-	-	-	-	-	-	-	-	-	-	-
OPER Asset Expense	-	-	-	-	-	-	-	-	-	-	-	-
<b>TOTAL NON-OPERATING REV/EXP</b>	-	-	-	-	-	-	-	-	-	-	\$(2,176,456)	\$(701,706)
<b>CHANGE IN NET ASSETS</b>											<u>\$4,449,704</u>	<u>\$5,812,214</u>

# **DELAWARE RIVER JOINT TOLL BRIDGE COMMISSION**

**Meeting of February 26, 2018**

## **ADMINISTRATION**

The following Pages reflect the reports on those items assigned to the Administration Department. Each item is reported separately and page numbered accordingly.

\*\*\*

\*\*\*

**DELAWARE RIVER JOINT TOLL BRIDGE COMMISSION**

**Meeting of February 26, 2018**

**PURCHASING REPORT INDEX**

**MONTH OF JANUARY 2018**

SUBJECT	DESCRIPTION	PAGE NUMBER
Purchasing	Monthly Purchasing Report Covering the Month of JANAURY, 2018	1-2

# **DELAWARE RIVER JOINT TOLL BRIDGE COMMISSION**

**Meeting of February 26, 2018**

## **MONTHLY PURCHASING REPORT**

**Month of January 2018**

This report itemizes all orders for purchases made for the month of January, 2018, showing the divisions chargeable for the expense and the source of authority for issuance of the purchase order. This authority is broken into three categories:

- (1) By authority of the Commission
- (2) By authority of the Executive Director or his designate
- (3) By authority of the Superintendent

The purchasing activities for the month of January 2018, culminated in the preparation and placement of 3 purchase orders in the total amount of \$56,318.51. To secure competitive prices on items being purchased, 3 price inquiries were sent out for 1 of the requisitions leading to purchase orders, an average of 3.0 per order (3/= 3.0).

Procurements of over \$5,000.00 during the period of December 2017 are shown below:

- A Purchase Order was issued, in the total amount of \$18,658.41, for the Commission property located at 1799 Woodside Road, Lower Makefield Township for asbestos abatement.
- A Purchase Order was issued, in the total amount of \$14,740.25, for the upfitting of the 2018 Ford Explorer Police Interceptor for our Trenton-Morrisville location.
- A Purchase Order was issued, in the total amount of \$11,975.00, for the I-78 Welcome Center Administration retrofit teledata work.

In addition to the practices employed incidental to purchase of materials, etc., from vendors on a direct basis, the Commission also purchases via direct utilization of the purchasing processes of the State of New Jersey, the Commonwealth of Pennsylvania and other joint purchasing arrangements.

**DELAWARE RIVER JOINT TOLL BRIDGE COMMISSION  
REPORT OF PURCHASING ACTIVITIES**

January 2018

PO Number	Vendor Name	General Description	Req Dept	Contract/Resolution/ Comment	** BY AUTHORITY OF **		
					Commission	Director	Dist. Supt.
20180001	SCHNEIDER ELECTRIC BUILDING AMERICAS, INC. <b>CAPITAL RESERVE</b>	I-78 TELEDATA WORK	ESS	FIN 2928-02-16	11,975.00		
20180002	GENERAL SUPPLY COMPANY	DOOR	I78		2,391.00		
20180003	POWER PLACE, INC	WALK BEHIND SALT SPREADERS	EP		1,700.00		
20180004	S.J. THOMAS CO INC <b>CAPITAL RESERVE</b>	ASBESTOS ABATEMENT 1799 HOUSE	TM	KPN-201401JOCC-26	18,658.41		
20180006	KOCH 33 FORD <b>CAPITAL RESERVE</b>	2018 FORD EXPLORER UPFITTING	TM	PA COSTARS 13	14,740.25		
20180007	WAREHOUSE BATTERY OUTLET INC	BATTERIES	NHL	PA COSTARS 8	1,208.35		
20180008	GRAINGER	STOP PADDLES	EP	NJM0002	2,250.00		
20180009	NJ DEPT OF BOILER AND PRESSURE VESSEL COMPLIANCE	NJ BOILER INSPECTION	EP		330.00		
20180010	ID WHOLESALER	ACCESS CONTROL CARDS	ESS		2,245.50		
20180011	PIITNEY BOWES	POSTAGE METER RENTAL TM	EO		820.00		
Purchase Order Count: 10					<u>\$45,373.66</u>	<u>\$10,944.85</u>	<u>\$0.00</u>
AUTHORITY TOTALS:							
GRAND TOTAL:					<u>\$56,318.51</u>		

Delaware River Joint Toll Bridge Commission  
Meeting of February 26, 2018

**E-Z PASS REPORT  
CUSTOMER SERVICE CENTER/VIOLATIONS PROCESSING CENTER  
OPERATIONS (CSC/VPC) REPORT FOR THE E-ZPASS SYSTEM  
JANUARY 2018**

<b>SUBJECT</b>	<b>DESCRIPTION</b>	<b>PAGE NUMBER</b>
<b>E-ZPass CSC/VPC Operations Report</b>	<b>E-ZPass CSC/VPC Operations Report JANUARY</b>	<b>1-3</b>

Delaware River Joint Toll Bridge Commission  
Meeting of February 26, 2018

**E-Z PASS REPORT  
CUSTOMER SERVICE CENTER/VIOLATIONS PROCESSING CENTER  
OPERATIONS (CSC/VPC) REPORT FOR THE E-ZPASS SYSTEM  
JANUARY 2018**

E-ZPass Account and Transponder Information as reported by Conduent State and Local  
Solutions, Inc. (CSC/VPC Provider)

Total Number of Migrated DRJTBC and NJ CSC E-ZPass Accounts

Migrated Business Accounts	Migrated Private Accounts	Total Number of Migrated Accounts	Total Number of NJ CSC Active Accounts
1,654	77,339	78,993	2,890,441

Total Number of Migrated DRJTBC (029) Transponders and NJ CSC E-ZPass Transponders

Migrated Business Account Transponders	Migrated Private Account Transponders	Total Number of Migrated Transponders	Total Number of NJ CSC Active Transponders
9,228	131,323	140,551	5,145,609

The Commission will be able to identify 78,993 migrated accounts through a prefix account number (60000). This number will precede the 4-digit account assigned to these accounts. The prefix number was provided in order for the Commission to identify all migrated E-ZPass accounts.



Delaware River Joint Toll Bridge Commission  
Meeting of February 26, 2018

**E-Z PASS REPORT**  
**CUSTOMER SERVICE CENTER/VIOLATIONS PROCESSING CENTER (CSC/VPC)**  
**OPERATIONS REPORT FOR THE E-ZPASS SYSTEM**  
**JANUARY 2018**

<b>E-ZPass Department Call Activity</b>	<b>Total Calls for January</b>
<b><i>CSC/VPC Inquiries</i></b>	
Account Modification Requests	218
Violation Notification Inquires	126
<b><i>General Commission Inquiries</i></b>	
Calls referred to Other Departments (H.R., Eng., ESS)	13
<b><i>Web-Inquiries</i></b>	
Account Updates	10
Violations	7
Disputes	5
<b>TOTAL NUMBER OF CALLS</b>	<b>379</b>

E-ZPass account modification requests and violation inquiries represent an increase in calls for January.

Delaware River Joint Toll Bridge Commission  
Meeting of February 26, 2018

**E-Z PASS REPORT  
CUSTOMER SERVICE CENTER/VIOLATIONS PROCESSING CENTER (CSC/VPC)  
OPERATIONS REPORT FOR THE E-ZPASS SYSTEM  
JANUARY 2018**

**CSC/VPC Pre-Migration Collection Accounts:**

As a result of pre-migration collection efforts from January 2015 through January 2018, Professional Account Management (PAM) a Duncan Solutions Company reports \$164,589.20 collected in outstanding tolls and fees.

Professional Account Management (PAM) a Duncan Solutions Company provide the Commission with monthly payment status updates. Collection activity will continue to be monitored by the E-ZPass Department.

**New Jersey Customer Service Center Upgrade:**

New Jersey E-ZPass Customer Service Center upgrade was completed on Monday, October 16th. Customer Service System upgrade include the Automated Voice Response (IVR), E-ZPass website and the E-ZPass customer account and analytic reports program (Vector).

**Violation Camera Monitoring:**

The E-ZPass Department in tandem with TransCore's Field Service Technicians (FSTs) monitor vehicle license plate images in Districts I, II and III through the Commission's Violation Enforcement System (VES).

**IAG, New Jersey Turnpike Authority (NJTA) and Electronic Toll Collection System (ETC) Meetings and Workshops**

Continue to represent the Commission at the following committees, meetings and workshops:

1. IAG Reciprocity Committee
2. IAG Public Relations & Marketing Committee
3. IAG Legal Committee
4. IAG Rental/Fleet Car Subgroup Committee
5. New Jersey Turnpike Authority Project Status Meetings
6. New Jersey Customer Service Center Implementation Requirements Meetings
7. Electronic Toll Collection System Replacement Meetings

**DELAWARE RIVER JOINT TOLL BRIDGE COMMISSION**  
**Meeting of February 26, 2018**

**ELECTRONIC TOLL COLLECTION PROGRAM**

**MONTH OF JANUARY 2018**

<b>SUBJECT</b>	<b>DESCRIPTION</b>	<b>PAGE NUMBER</b>
ETC PROGRAM	Electronic Toll Collection Program Report	1-2

---

**DELAWARE RIVER JOINT TOLL BRIDGE COMMISSION**  
**Meeting of February 26, 2018**

**ELECTRONIC TOLL COLLECTION PROGRAM**  
**MONTH OF JANUARY 2018**

The following items were recently initiated, accomplished or performed during the above noted month:

Activities for the In-Lane Toll System

1. TransCore is addressing punch list items, final project documentation and as-built drawings. Project Provisional Acceptance was issued on August 16, 2017 and the project is transitioning into the maintenance phase.
2. TransCore implemented a plan to improve system performance, focusing on vehicles classifications. The plan included revisiting each lane, checking all equipment connections/configurations and tuning the equipment to increase performance levels. The RK&K team conducted several additional system audits to determine the level of performance. The vehicle classification system is still performing lower than the requirements included in the contract. TransCore is testing a new software build at their test facility and upon successful completion, it will be deployed to our lanes. Once the new software is released, we will request the RK&K team to verify its success by completing additional transaction audits.
3. TransCore replaced the primary hard drive at each lane controller. This was completed to address reoccurring lane system freezes.
4. TransCore and Commission Staff met to review the remaining open issues related to the system generated reports. A list was provided to TransCore to address.
5. TransCore, Commission Staff and the construction management team for the Scudder Falls Bridge Replacement met to begin coordinating the All Electronic Tolling (AET) system installation.
6. Commission Staff, TransCore and the RK&K team meet monthly to review and discuss system operational and maintenance items.

Activities for the E-ZPass Customer Service Center/Violation Processing Center

1. The new NJ Customer Service Center (CSC) is live. The New Jersey Turnpike Authority (NJTA), as the lead agency, is facilitating all meetings with the other agencies and Conduent.

**DELAWARE RIVER JOINT TOLL BRIDGE COMMISSION**  
**Meeting of February 26, 2018**

General Electronic Toll Collection Program Activities

1. Mr. Stracciolini participated in the IAG E-ZPass Executive Management Committee meeting and Policy Committee meetings.
2. Mr. Stracciolini participated on the IAG E-ZPass Group interview panel for their new project manager position.

**Delaware River Joint Toll Bridge Commission  
Meeting of February 26, 2018**

**CONTRACT COMPLIANCE REPORT INDEX**

**Month of January 2018**

<b>SUBJECT</b>	<b>DESCRIPTION</b>	<b>PAGE NUMBER</b>
<b>Contract Compliance Program Operations Report</b>	<b>Operations Report January 2018</b>	<b>1-32</b>

## **IBE PROGRAM OVERVIEW**

The Delaware River Joint Toll Bridge Commission (Commission) established an IBE Program (MBE/WBE/SBE/DBE/DsBE/VBE) with a target of 25% for all Professional Services and Construction contracts awarded by the Commission effective July 1, 2014. To date, the Commission has awarded forty-three (43) contracts, with the IBE Program requirements. Currently there are 30 active contracts and 13 contracts that have been completed and archived.

### **Elation Systems**

The Commission began using Elation Systems effective January 2017, as the online system for Payment Verification and Certified Payroll Reporting (CPR). All contracts awarded by the Commission to a Prime Consultant/Prime Contractor and their Subconsultants and Subcontractors use this service free of charge. Online training is available to users on how to use Elation Systems. The Contract Compliance Department and Elation Support Staff are available to assist all users.

The Contract Compliance Department (CCD) monitors, posts and reports all data in regards to all payments. The CCD also reviews all Certified Payrolls submitted into Elation Systems.

***The following are all mandatory requirements:***

#### **Company On-Line Registration:**

- i. All Primes must register their company and activate an account in Elation Systems; *and*
- ii. All Primes must also ensure that all Subconsultants and Subcontractors register their company and activate an account in Elation Systems.

#### **Payment Verification:**

- i. All Prime Contractors must post all payments to their Subconsultants and/or Subcontractors in Elation Systems; *and*
- ii. All Prime Contractors and their Subconsultants and/or Subcontractors must confirm all payments received in Elation Systems.

#### **Certified Payroll Reporting:**

- i. All Prime Contractors are responsible for assigning someone from their staff with the responsibility to review, approve, and upload their CPR(s) on a weekly basis into Elation Systems; *and*
- ii. All Prime Contractors must also ensure that their Subcontractors upload their CPR(s) on a weekly basis into Elation Systems.

## **M E E T I N G S**

### **Professional Services**

**Pre-Proposal Meeting(s):** None

**Oral Presentation(s) / Interview(s):**

Contract C-519 Southern Operations & Maintenance Facilities Improvements

**Kick-Off Meeting(s):** None

### **Construction Contracts**

**Pre-Bid Meeting(s):** None

**Bid Opening(s):** None

**Pre-Construction Meeting(s):** None

**Kick-Off Meeting(s):** None

**Bi-Weekly Progress Meeting(s):**

Contract T-707 Commission Admin. Bldg. at Scudder Falls and Adaptive Reuse of the 1799 Building

### **Conference(s) / Seminar(s) / Event(s) / Other Meetings**

- DRJTBC - Monthly Departmental (CAO) Staff Meeting
- DRJTBC - Monthly Commissioner's Committee Meeting
- DRJTBC - Monthly Commissioner's Meeting
- DRJTBC - Monthly Contract Compliance Meeting
- 01/17/18 - Commonwealth of PA Disparity Studies Public Meeting – JG
- 01/17/18 - DRJTBC & PennDOT DBE Supportive Services Expo – JG
- 01/19/18 - Women in Transportation - Strategic Planning Meeting – CB
- 01/25/18 – Community Marketing Concepts with Archer Labor Attorneys - JR, AC, JG, CB, IM
- Lehigh Valley Planning Commission – JG

The following documents present a set of charts that depict a summary of payments for active and completed contracts since the inception of the IBE program. These charts are followed by pie charts that show the distribution of payments by their IBE certification type.

The following spreadsheets include payment data for both Professional and Construction Contracts that are active and/or completed.

The Workforce Utilization pie charts illustrate the hours worked and ethnicity. The attached Workforce Utilization spreadsheet provides detailed data on the trade, ethnicity, and gender of each construction project.


Lastly, the Minority, Women, and Small Business Enterprise charts show the progress of all Professional and Construction Contracts relevant to the MWSBE Program.



## Summary - Active Professional Services and Construction Contracts Payments Detail Report Totals


### Summary - Professional Services (PS) and Construction Contracts (CC)

<b>Total Number of Contracts - (PS &amp; CC)</b>	<b>30</b>	<b>IBE %</b>	
<b>IBE Target for All Prime Contractors - (PS &amp; CC)</b>		<b>25.00%</b>	
<b>Total Value of Contracts - (PS &amp; CC)</b>	<b>\$525,826,278.69</b>	<b>3.50%</b>	
<b>Total Payments to Prime Contractors - (PS &amp; CC)</b>	<b>\$117,524,390.02</b>		
<b>Total Payments to IBEs</b>	<b>\$18,394,051.26</b>	<b>15.65%</b>	




### Summary - Professional Services Contracts (PS)

<b>Total Number of Professional Contracts - (PS)</b>	<b>20</b>	<b>IBE %</b>	
<b>IBE Target for All Prime Contractors - (PS &amp; CC)</b>		<b>25.00%</b>	
<b>Total Value of Contracts - (PS &amp; CC)</b>	<b>\$ 525,826,278.69</b>	<b>1.45%</b>	
<b>Total Value of Contracts - (PS)</b>	<b>\$86,680,599.82</b>		
<b>Total Payments to Prime Contractors - (PS)</b>	<b>\$33,834,232.24</b>		
<b>Total Payments to IBEs</b>	<b>\$7,645,599.61</b>	<b>22.60%</b>	



### Summary - Construction Contracts (CC)

<b>Total Number of Construction Contracts - (CC)</b>	<b>10</b>	<b>IBE %</b>	
<b>IBE Target for All Prime Contractors - (PS &amp; CC)</b>		<b>25.00%</b>	
<b>Total Value of Contracts - (PS &amp; CC)</b>	<b>\$ 525,826,278.69</b>	<b>2.02%</b>	
<b>Total Value of Contracts - (CC)</b>	<b>\$439,145,678.87</b>		
<b>Total Payments to Prime Contractors - (CC)</b>	<b>\$83,690,157.78</b>		
<b>Total Payments to IBEs</b>	<b>\$10,631,991.37</b>	<b>12.70%</b>	



\*\*\* The above bar charts reflect data relative to CONFIRMED payments only.

PS = Professional Services Prime Consultants

CC = Construction Prime Contractors

IBE = Minority, Women, Small, Veteran, Disadvantaged, and Disabled Subcontractors and Subconsultants

Target = IBE 25% commitment on Commission Awarded Projects

## Active Professional Services Contracts Payment Detail Report

Total Prime's Contracts Value \$86,680,599.82  
 Total Payments to IBEs \$8,303,738.81  
 Target 25.00%  
 Actual 9.58%

CONTRACT TITLE	CONTRACT NO.	PRIME CONTRACTOR	CONTRACT VALUE	PAYMENTS TO PRIME	PRIME TARGET	PRIME ACTUAL	IBE TYPE	START DATE	END DATE
General Engineering Services 2015-2018 Annual Inspections	C-684A-1	Cherry, Weber & Assoc., P.C.	\$ 840,000.00	\$ 564,048.10	25.00%	24.22%		02/23/2015	12/31/2018
		IBE VENDOR	IBE CONTRACT VALUE	PAYMENTS TO IBE	IBE TARGET	IBE ACTUAL	IBE TYPE		
		SJH Engineering, P.C.	\$ 210,000.00	\$ 136,597.83	25.00%	16.26%	MBE		
		IBE TOTALS	\$ 210,000.00	\$ 136,597.83	25.00%	16.26%			

1

CONTRACT TITLE	CONTRACT NO.	PRIME CONTRACTOR	CONTRACT VALUE	PAYMENTS TO PRIME	PRIME TARGET	PRIME ACTUAL	IBE TYPE	START DATE	END DATE
Scudder Falls Bridge Replacement Project - Final Design Services	C-660A	Michael Baker Int'l, Inc.	\$ 28,490,033.74	\$ 25,349,946.11	25.00%	21.79%		02/23/2015	12/31/2021
		IBE VENDOR	IBE CONTRACT VALUE	PAYMENTS TO IBE	IBE TARGET	IBE ACTUAL	IBE TYPE		
		Amey S. Greene Environmental Consultants, Inc.	\$ 225,188.11	\$ 124,008.40	00.79%	0.44%	WBE		
		French & Parrello Associates	\$ 1,551,295.85	\$ 1,466,577.59	05.45%	5.15%	VBE		
		IH Engineers, P.C.	\$ 2,527,110.97	\$ 2,405,899.01	08.87%	8.44%	MBE		
		Naik Consulting Group, P.C.	\$ 1,476,233.14	\$ 1,445,532.45	05.18%	5.07%	DBE		
		Stokes Creative Group, Inc.	\$ 475,397.11	\$ 81,927.58	01.67%	0.29%	WBE		
		IBE TOTALS	\$ 6,255,225.18	\$ 5,523,945.03	21.96%	19.39%			

2

CONTRACT TITLE	CONTRACT NO.	PRIME CONTRACTOR	CONTRACT VALUE	PAYMENTS TO PRIME	PRIME TARGET	PRIME ACTUAL	IBE TYPE	START DATE	END DATE
TOA / Building Construction Management Services - PA Assignment Level 3 Toll Bridge Facilities Energy Contract	C-657A	Joseph Jingoli & Son, Inc.	\$ 300,000.00	\$ 272,137.25	25.00%	4.92%		04/13/2015	02/15/2018
		IBE VENDOR	IBE CONTRACT VALUE	PAYMENTS TO IBE	IBE TARGET	IBE ACTUAL	IBE TYPE		
		Burnis Contracting, LLC	\$ 75,000.00	\$ 13,380.00	25.00%	4.46%	MBE		
		JBC Associates, Inc.	\$ -	\$ -	00.00%	0.00%	DBE		
		STPCx, LLC	\$ -	\$ -	00.00%	0.00%	SBE		
		USA Architects	\$ -	\$ -	00.00%	0.00%	SBE		
		IBE TOTALS	\$ 75,000.00	\$ 13,380.00	00.00%	4.46%			

3



## Active Professional Services Contracts Payment Detail Report

Total Prime's Contracts Value	\$86,680,599.82
Total Payments to IBEs	\$8,303,738.81
Target	25.00%
Actual	9.58%

CONTRACT TITLE	CONTRACT NO.	PRIME CONTRACTOR	CONTRACT VALUE	PAYMENTS TO PRIME	PRIME TARGET	PRIME ACTUAL	IBE TYPE	START DATE	END DATE
4 I-78 Maintenance Garage Expansion	C-508A	Burns Engineering, Inc.	\$ 686,117.37	\$ 648,523.05	25.00%	45.40%		07/27/2015	09/30/2017
		IBE VENDOR	IBE CONTRACT VALUE	PAYMENTS TO IBE	IBE TARGET	IBE ACTUAL	IBE TYPE		
		American Engineers Group, LLC	\$ 24,014.11	\$ 23,012.21	3.50%	3.35%	MBE		
		Malick & Scherer	\$ 109,778.78	\$ 108,810.88	16.00%	15.86%	DBE		
		Sowinski Sullivan Architects, P.C.	\$ 171,529.34	\$ 162,630.69	25.00%	23.70%	WBE		
		IBE TOTALS	\$ 305,322.23	\$ 294,453.78	44.50%	42.92%			
5 Scudder Falls Bridge Replacement Project - Public Involvement Service	C-662A	McCormick & Taylor, Inc.	\$ 1,800,016.87	\$ 753,603.58	25.00%	19.97%		09/28/2015	12/30/2021
		IBE VENDOR	IBE CONTRACT VALUE	PAYMENTS TO IBE	IBE TARGET	IBE ACTUAL	IBE TYPE		
		Information Logistics, Inc.	\$ 180,001.69	\$ 2,555.00	10.00%	0.14%	DBE		
		Stokes Creative Group, Inc.	\$ 630,005.90	\$ 147,953.75	35.00%	8.22%	DBE		
		IBE TOTALS	\$ 810,007.59	\$ 150,508.75	45.00%	8.36%			
6 TOA / Engineering Services - PA Assignment	C-696A	Johnson, Mirman and Thompson, Inc.	\$ 500,000.00	\$ 23,909.98	25.00%	0.00%		10/26/2015	10/26/2017
		IBE VENDOR	IBE CONTRACT VALUE	PAYMENTS TO IBE	IBE TARGET	IBE ACTUAL	IBE TYPE		
		ACT Engineers, Inc.	\$ 25,000.00	\$ -	05.00%	0.00%	WBE		
		American Geotechnical & Environmental Services	\$ 25,000.00	\$ -	05.00%	0.00%	DBE		
		Barry Issett & Assoc.	\$ 25,000.00	\$ -	05.00%	0.00%	DBE		
		Envision Consultants, Ltd.	\$ 25,000.00	\$ -	05.00%	0.00%	WBE		
		SIH Engineering, P.C.	\$ 25,000.00	\$ -	05.00%	0.00%	DBE		
		Traffic Planning and Design, Inc.	\$ 25,000.00	\$ -	05.00%	0.00%	SBE		
		IBE TOTALS	\$ 150,000.00	\$ -	30.00%	0.00%			

## Active Professional Services Contracts Payment Detail Report

Total Prime's Contracts Value \$86,680,599.82  
 Total Payments to IBEs \$8,303,738.81  
 Target 25.00%  
 Actual 9.58%

CONTRACT TITLE	CONTRACT NO.	PRIME CONTRACTOR	CONTRACT VALUE	PAYMENTS TO PRIME	PRIME TARGET	PRIME ACTUAL	IBE TYPE	START DATE	END DATE
7 I-78 Bridges & Approach Slab Rehabilitation	C-644A	Gannett Fleming, Inc.	\$ 651,157.49	\$ 368,213.61	25.00%	5.31%		02/29/2016	11/30/2017
			IBE CONTRACT VALUE	PAYMENTS TO IBE	IBE TARGET	IBE ACTUAL	IBE TYPE		
			Malick & Scherer	\$ 65,115.75	\$ 7,175.01	10.00%	DBE		
			SJH Engineering, P.C.	\$ 97,673.62	\$ 12,390.84	15.00%	DBE		
			IBE TOTALS	\$ 162,789.37	\$ 19,565.85	25.00%	3.00%		

CONTRACT TITLE	CONTRACT NO.	PRIME CONTRACTOR	CONTRACT VALUE	PAYMENTS TO PRIME	PRIME TARGET	PRIME ACTUAL	IBE TYPE	START DATE	END DATE
8 I-78 Maintenance Garage Expansion Engineering Services for Construction Management	CM-508A	STV, Inc.	\$ 586,402.81	\$ 545,161.48	25.00%	14.78%		02/29/2016	09/30/2017
			IBE CONTRACT VALUE	PAYMENTS TO IBE	IBE TARGET	IBE ACTUAL	IBE TYPE		
			Envision Consultants, Ltd.	\$ 36,943.38	\$ 33,957.55	06.30%	SBE		
			HRV Conformance Verification Associates, Inc.	\$ 19,937.70	\$ -	03.40%	DBE		
			IH Engineers, P.C.	\$ 102,913.69	\$ 46,603.11	17.55%	MBE		
			IBE TOTALS	\$ 159,794.77	\$ 80,560.66	27.25%	13.74%		

CONTRACT TITLE	CONTRACT NO.	PRIME CONTRACTOR	CONTRACT VALUE	PAYMENTS TO PRIME	PRIME TARGET	PRIME ACTUAL	IBE TYPE	START DATE	END DATE
9 TOA / Engineering Services for Electronic Toll Collection System	C-701A	Rummel, Klepper and Kahl, LLP	\$ 500,000.00	\$ 201,803.64	25.00%	26.92%		06/07/2016	06/07/2018
			IBE CONTRACT VALUE	PAYMENTS TO IBE	IBE TARGET	IBE ACTUAL	IBE TYPE		
			Fagan Consulting	\$ 50,000.00	\$ -	10.00%	DBE		
			KS Engineers, P.C.	\$ 35,000.00	\$ -	07.00%	MBE		
			Navarro & Wright Consulting Engineers, Inc.	\$ 25,000.00	\$ 54,027.04	05.00%	DBE		
			Spock Solutions, Inc.	\$ 40,000.00	\$ 300.00	08.00%	WBE		
			IBE TOTALS	\$ 150,000.00	\$ 54,327.04	30.00%	10.87%		



## Active Professional Services Contracts Payment Detail Report

Total Prime's Contracts Value \$86,680,599.82  
 Total Payments to IBEs \$8,303,738.81  
 Target 25.00%  
 Actual 9.58%

CONTRACT TITLE	CONTRACT NO.	PRIME CONTRACTOR	CONTRACT VALUE	PAYMENTS TO PRIME	PRIME TARGET	PRIME ACTUAL	IBE TYPE	START DATE	END DATE
10 TOA / Engineering Services - NJ Assignment	C-696B	French & Parrello Associates	\$ 500,000.00	\$ 136,327.86	25.00%	29.71%		07/18/2016	07/31/2018
		IBE VENDOR	IBE CONTRACT VALUE	PAYMENTS TO IBE	IBE TARGET	IBE ACTUAL	IBE TYPE		
		Area Engineering, Inc.	\$ 25,000.00	\$ -	05.00%	0.00%	DBE		
		Elliana, Inc.	\$ 25,000.00	\$ -	05.00%	0.00%	DBE		
		McCabe Environmental	\$ 25,000.00	\$ -	05.00%	0.00%	SBE		
		USA Architects	\$ 75,000.00	\$ 40,502.02	15.00%	8.10%	SBE		
		IBE TOTALS	\$ 150,000.00	\$ 40,502.02	30.00%	8.10%			
11 Structural / Civil Task Order Agreement	C-702B	IH Engineers, P.C. (IBE)	\$ 1,000,000.00	\$ 264,377.19	100.00%		MBE	10/31/2016	10/31/2018
		IBE VENDOR	IBE CONTRACT VALUE	PAYMENTS TO IBE	IBE TARGET	IBE ACTUAL	IBE TYPE		
		Amy S. Greene Environmental Consultants, Inc.	\$ 50,000.00	\$ -	05.00%	0.00%	WBE		
		Brinkerhoff Environmental Services, Inc.	\$ -	\$ -	00.00%	0.00%	WBE		
		IBE TOTALS	\$ 50,000.00	\$ -	05.00%	0.00%			
12 TOA / Construction Management Services - P/A Assignment	C-703A	Urban Engineers, Inc.	\$ 500,000.00	\$ 68,380.12	25.00%	5.20%		12/19/2016	12/19/2018
		IBE VENDOR	IBE CONTRACT VALUE	PAYMENTS TO IBE	IBE TARGET	IBE ACTUAL	IBE TYPE		
		Malick & Scherer	\$ 5,000.00	\$ -	01.00%	0.00%	MBE		
		McKenna Safety Services, LLC	\$ 60,000.00	\$ 3,555.00	12.00%	0.71%	WBE		
		RIG Consulting, Inc.	\$ 5,000.00	\$ -	01.00%	0.00%	DBE		
		Stokes Creative Group, Inc.	\$ 60,000.00	\$ -	12.00%	0.00%	WBE		
		IBE TOTALS	\$ 130,000.00	\$ 3,555.00	26.00%	0.71%			

## Active Professional Services Contracts Payment Detail Report

Total Prime's Contracts Value \$86,680,599.82  
 Total Payments to IBEs \$8,303,738.81  
 Target 25.00%  
 Actual 9.58%

CONTRACT TITLE	CONTRACT NO.	PRIME CONTRACTOR	CONTRACT VALUE	PAYMENTS TO PRIME	PRIME TARGET	PRIME ACTUAL	IBE TYPE	START DATE	END DATE
13 Scudder Falls Bridge Replacement Project - Construction Management Services	CM-669A	Hill International, Inc.	\$ 25,015,066.98	\$ 2,439,205.16	25.00%	0.00%		02/09/2017	01/28/2022
IBE VENDOR			IBE CONTRACT VALUE	PAYMENTS TO IBE	IBE TARGET	IBE ACTUAL	IBE TYPE		
Envision Consultants, Ltd.			\$ 1,373,297.45	\$ -	05.49%	0.00%	WBE		
JCMS, Inc.			\$ 799,937.77	\$ -	03.20%	0.00%	SBE		
KS Engineers, P.C.			\$ 2,561,865.72	\$ -	10.24%	0.00%	MBE		
McKenna Safety Services, LLC			\$ 496,882.52	\$ -	01.99%	0.00%	SBE		
PKB Engineering Associates			\$ 1,182,091.06	\$ -	04.73%	0.00%	MBE		
Safegate Associates, LLC			\$ 524,160.00	\$ -	02.10%	0.00%	SBE		
IBE TOTALS			\$ 6,938,234.52	\$ -	27.74%	0.00%			
14 Commission Administration Building at Scudder Falls	C-707A	USA Architects (IBE)	\$ 1,376,451.71	\$ 931,521.67	40.04%		SBE	02/27/2017	02/27/2019
IBE VENDOR			IBE CONTRACT VALUE	PAYMENTS TO IBE	IBE TARGET	IBE ACTUAL	IBE TYPE		
ACT Engineers, Inc.			\$ 137,645.17	\$ 20,979.10	10.00%	1.52%	SBE		
Elliana, Inc.			\$ 55,058.07	\$ 47,367.58	04.00%	3.44%	WBE		
French & Parrello Associates			\$ 550,000.00	\$ 196,393.67	39.96%	14.27%	WBE		
IEI Group, Ltd.			\$ 82,587.10	\$ 76,122.85	06.00%	5.53%	WBE		
IBE TOTALS			\$ 825,290.34	\$ 340,863.20	59.96%	24.76%			
15 Scudder Falls Bridge Replacement Project - PA Approach Improvements	CI-671A	TRC Engineers, Inc.	\$ 6,515,220.03	\$ 362,355.46	25.00%	64.10%		02/27/2017	08/31/2021
IBE VENDOR			IBE CONTRACT VALUE	PAYMENTS TO IBE	IBE TARGET	IBE ACTUAL	IBE TYPE		
RIG Consulting, Inc.			\$ 2,331,797.25	\$ 232,286.05	35.79%	3.57%	DBE		
IBE TOTALS			\$ 2,331,797.25	\$ 232,286.05	35.79%	3.57%			



## Active Professional Services Contracts Payment Detail Report

Total Prime's Contracts Value    \$86,680,599.82  
 Total Payments to IBEs    \$8,303,738.81  
 Target    25.00%  
 Actual    9.58%

CONTRACT TITLE	CONTRACT NO.	PRIME CONTRACTOR	CONTRACT VALUE	PAYMENTS TO PRIME	PRIME TARGET	PRIME ACTUAL	IBE TYPE	START DATE	END DATE
16 Scudder Falls Bridge Replacement Project - Main River Bridge Replacement	CI-672A	Parsons Brinckerhoff	\$ 7,776,718.32	\$ 395,412.86	25.00%	27.66%		02/27/2017	12/31/2021
		IBE VENDOR	IBE CONTRACT VALUE	PAYMENTS TO IBE	IBE TARGET	IBE ACTUAL	IBE TYPE		
		KS Engineers, P.C.	\$ 2,886,717.84	\$ 109,369.96	37.12%	1.41%	MBE		
		IBE TOTALS	\$ 2,886,717.84	\$ 109,369.96	37.12%	1.41%			

CONTRACT TITLE	CONTRACT NO.	PRIME CONTRACTOR	CONTRACT VALUE	PAYMENTS TO PRIME	PRIME TARGET	PRIME ACTUAL	IBE TYPE	START DATE	END DATE
17 Scudder Falls Bridge Replacement Project - NJ Approach Construction	CI-673A	Gannett Flemming, Inc.	\$ 6,568,103.32	\$ 558,916.41	25.00%	17.40%		02/27/2017	08/31/2021
		IBE VENDOR	IBE CONTRACT VALUE	PAYMENTS TO IBE	IBE TARGET	IBE ACTUAL	IBE TYPE		
		Churchill Consulting Engineers	\$ 2,331,676.68	\$ 97,244.56	35.50%	1.48%	SBE		
		IBE TOTALS	\$ 2,331,676.68	\$ 97,244.56	35.50%	1.48%			

CONTRACT TITLE	CONTRACT NO.	PRIME CONTRACTOR	CONTRACT VALUE	PAYMENTS TO PRIME	PRIME TARGET	PRIME ACTUAL	IBE TYPE	START DATE	END DATE
18 I-78 Bridges and Approach Slabs Rehabilitation Construction Management / Inspection Services	CM-644A	Greenman-Pedersen, Inc.	\$ 1,545,442.08	\$ 297,358.63	25.00%	3.45%		04/24/2017	01/15/2019
		IBE VENDOR	IBE CONTRACT VALUE	PAYMENTS TO IBE	IBE TARGET	IBE ACTUAL	IBE TYPE		
		Advanced Infrastructure Design, Inc.	\$ 19,008.94	\$ -	1.23%	0.00%	DBE		
		Envision Consultants, Ltd.	\$ 90,408.36	\$ 10,244.20	5.85%	0.69%	WBE		
		JCMS, Inc.	\$ 345,869.94	\$ -	22.38%	0.00%	DBE		
		IBE TOTALS	\$ 455,287.24	\$ 10,244.20	29.46%	0.69%			

CONTRACT TITLE	CONTRACT NO.	PRIME CONTRACTOR	CONTRACT VALUE	PAYMENTS TO PRIME	PRIME TARGET	PRIME ACTUAL	IBE TYPE	START DATE	END DATE
19 Structural/Civil Task Order Agreement - PA Assignment	C-715A	Pennoni Associates, Inc.	\$ 1,000,000.00	\$ 51,515.17	25.00%	0.85%		06/27/2017	06/27/2019
		IBE VENDOR	IBE CONTRACT VALUE	PAYMENTS TO IBE	IBE TARGET	IBE ACTUAL	IBE TYPE		
		AGES, Inc.	\$ 50,000.00	\$ -	05.00%	0.00%	DBE		
		Envision Consultants, LTD	\$ 50,000.00	\$ -	05.00%	0.00%	DBE		
		Malick & Scherer, PC	\$ 100,000.00	\$ 436.02	10.00%	0.04%	DBE		
		IBE TOTALS	\$ 200,000.00	\$ 436.02	20.00%	0.04%			

# Active Professional Services Contracts Payment Detail Report

Total Prime's Contracts Value	\$86,680,599.82
Total Payments to IBEs	\$8,303,738.81
Target	25.00%
Actual	9.58%

CONTRACT TITLE	CONTRACT NO.	PRIME CONTRACTOR	CONTRACT VALUE	PAYMENTS TO PRIME	PRIME TARGET	PRIME ACTUAL	IBE TYPE	START DATE	END DATE
Commission Administration Building at Scudder Falls - Construction Management Services	CM-707A	Joseph Jingoli & Son, Inc.	\$ 529,869.10	\$ -	25.00%	0.00%		11/20/2017	05/31/2019
		IBE VENDOR	IBE CONTRACT VALUE	PAYMENTS TO IBE	IBE TARGET	IBE ACTUAL	IBE TYPE		
		Envision Consultants, LTD	\$ 42,389.52	\$ -	08.00%	0.00%	DBE		
		IH Engineers, P.C.	\$ 105,973.82	\$ -	20.00%	0.00%	MBE		
		IBE TOTALS	\$ 148,363.34	\$ -	28.00%	0.00%			



## Active Construction Contracts Payment Detail Report

Total Prime's Contracts Value \$439,145,678.87  
 Total Payments to IBEs \$12,941,479.24  
 Target 25.00%  
 Actual 2.95%

CONTRACT TITLE	CONTRACT NO.	PRIME CONTRACTOR	CONTRACT VALUE	PAYMENTS TO PRIME	PRIME TARGET	PRIME ACTUAL	IBE TYPE	START DATE	END DATE
1 Scudder Falls Toll Supported Bridge - Interim Deck Repairs on I-95	T5-677A	Sparwick Contracting, Inc. <i>(IBE)</i>	\$ 1,003,336.00	\$ 999,656.00	100.00%	99.63%	SBE	05/20/2015	11/20/2018
2 Electronic Toll Collection System Replacement - Design, Build & Maintain	DB-540A	Transcore, LP	\$ 12,462,964.26	\$ 10,385,693.44	25.00%	22.61%		10/27/2015	09/13/2021
		IBE VENDOR	IBE CONTRACT VALUE	PAYMENTS TO IBE	IBE TARGET	IBE ACTUAL	IBE TYPE		
		All Points Communications, Inc.	\$ 781,538.84	\$ 581,979.20	6.27%	4.67%	DBE		
		Arora Engineers, Inc.	\$ 161,117.24	\$ 123,059.05	1.29%	0.99%	MBE		
		Flagger Force	\$ 100,998.87	\$ 248,492.11	0.81%	1.99%	DBE		
		Globe Electric Supply Company, Inc.	\$ 543,470.09	\$ 173,648.78	4.36%	1.39%	DBE		
		HHC Services, Inc.	\$ 12,023.67	\$ -	0.10%	0.00%	DBE		
		Jen Electric, Inc.	\$ 848,871.42	\$ 865,972.00	6.81%	6.95%	DBE		
		KS Engineers, P.C.	\$ 110,617.81	\$ 194,330.78	0.89%	1.56%	MBE		
		Red Wagon Printing D/B/A Minuteman Press	\$ 16,833.14	\$ 6,177.93	0.14%	0.05%	WBE		
		Sharpened Image, Inc.	\$ 149,093.56	\$ 139,790.64	1.20%	1.12%	DBE		
		SJH Engineering, P.C.	\$ 12,023.67	\$ 14,500.00	0.10%	0.12%	DBE		
		IBE TOTALS	\$ 2,736,588.31	\$ 2,347,950.49	21.96%	18.84%			
3 I-78 Maintenance Garage Expansion at I-78 PA Welcome Ctr. / Maintenance Facility	T-508A	Bracy Construction, Inc.	\$ 10,049,000.00	\$ 9,614,208.12	25.00%	11.36%		06/27/2016	02/28/2018 (Tentative)
		IBE VENDOR	IBE CONTRACT VALUE	PAYMENTS TO IBE	IBE TARGET	IBE ACTUAL	IBE TYPE		
		C.A.Weiss Sales, LLC	\$ 275,342.00	\$ 245,498.71	2.74%	2.44%	WBE		
		Central II, Inc.	\$ 32,750.00	\$ -	0.33%	0.00%	MBE		
		Gaver Industries, Inc. d/b/a Barker & Barker Paving	\$ 213,461.56	\$ 19,547.10	2.12%	0.19%	VBE		
		Ida Yeager Sales, Inc.	\$ 159,401.50	\$ 63,212.50	1.59%	0.63%	DBE		
		J. Sterling Solutions, LLC	\$ 1.00	\$ 51,476.64	0.00%	0.51%	DBE		
		Palma, Inc.	\$ 89,952.00	\$ -	0.90%	0.00%	SBE		
		Penn State Electrical Mechanical Supply Co., Inc.	\$ 240,000.00	\$ 196,063.29	2.39%	1.95%	DBE		
		Reeb Building Systems, LLC	\$ 690,565.34	\$ 516,716.68	6.87%	5.14%	DBE		
		IBE TOTALS	\$ 1,701,473.40	\$ 1,092,514.92	16.93%	10.87%			

### Active Construction Contracts Payment Detail Report

Total Prime's Contracts Value \$439,145,678.87  
 Total Payments to IBEs \$12,941,479.24  
 Target 25.00%  
 Actual 2.95%

CONTRACT TITLE	CONTRACT NO.	PRIME CONTRACTOR	CONTRACT VALUE	PAYMENTS TO PRIME	PRIME TARGET	PRIME ACTUAL	IBE TYPE	START DATE	END DATE																																																																																																																																																										
CONTRACT TITLE	CONTRACT NO.	PRIME CONTRACTOR	CONTRACT VALUE	PAYMENTS TO PRIME	PRIME TARGET	PRIME ACTUAL	IBE TYPE	START DATE	END DATE																																																																																																																																																										
4 Scudder Falls Bridge Replacement Project - Pennsylvania Side	T-668A-1	Trumbull Corporation	\$ 396,000,000.00	\$ 59,317,388.91	25.00%	13.02%		02/27/2017	09/30/2021																																																																																																																																																										
	<table><tr><th colspan="2">IBE VENDOR</th><th>IBE CONTRACT VALUE</th><th>PAYMENTS TO IBE</th><th>IBE TARGET</th><th>IBE ACTUAL</th><th>IBE TYPE</th></tr><tr><td colspan="2">ABC Construction Co., Inc.</td><td>\$ 100.00</td><td>\$ 1,645,364.65</td><td>0.00%</td><td>0.42%</td><td>DBE</td></tr><tr><td colspan="2">Alliance Landscaping, Inc.</td><td>\$ 102,800.00</td><td>\$ 88,448.50</td><td>0.03%</td><td>0.02%</td><td>WBE</td></tr><tr><td colspan="2">Aspen Landscaping Contracting, Inc.</td><td>\$ 3,129,213.00</td><td>\$ 54,554.67</td><td>0.79%</td><td>0.01%</td><td>SBE</td></tr><tr><td colspan="2">Baseline Supply, LLC</td><td>\$ 5,184,510.49</td><td>\$ 775,702.02</td><td>1.31%</td><td>0.20%</td><td>WBE</td></tr><tr><td colspan="2">Bridge-it Fabricators, Inc.</td><td>\$ 1,596,794.64</td><td>\$ -</td><td>0.40%</td><td>0.00%</td><td>DBE</td></tr><tr><td colspan="2">Delta Line Construction Co.</td><td>\$ 15,995,106.80</td><td>\$ 634,859.00</td><td>4.04%</td><td>0.16%</td><td>WBE</td></tr><tr><td colspan="2">Filly Oil, Inc.</td><td>\$ 10,000.00</td><td>\$ 218,092.54</td><td>0.00%</td><td>0.06%</td><td>WBE</td></tr><tr><td colspan="2">JMD Building Products, LLC</td><td>\$ 116,844.00</td><td>\$ 19,375.00</td><td>0.03%</td><td>0.00%</td><td>WBE</td></tr><tr><td colspan="2">LB Construction Enterprises, Inc.</td><td>\$ 2,958,036.23</td><td>\$ 1,729,963.71</td><td>0.75%</td><td>0.44%</td><td>MBE</td></tr><tr><td colspan="2">M.L. Robertson Construction Co., Inc.</td><td>\$ 7,402,644.00</td><td>\$ 192,578.62</td><td>1.87%</td><td>0.05%</td><td>WBE</td></tr><tr><td colspan="2">Madura Steel Sales, Inc.</td><td>\$ 10,235,202.78</td><td>\$ 411,297.01</td><td>2.58%</td><td>0.10%</td><td>DBE</td></tr><tr><td colspan="2">North Suburban Tree Service, Inc.</td><td>\$ 307,727.00</td><td>\$ 80,590.00</td><td>0.08%</td><td>0.02%</td><td>DBE</td></tr><tr><td colspan="2">Pavilion Drainage Supply Co., Inc.</td><td>\$ 30,653.25</td><td>\$ -</td><td>0.01%</td><td>0.00%</td><td>DBE</td></tr><tr><td colspan="2">Shaka</td><td>\$ 3,500.00</td><td>\$ 3,500.00</td><td>0.00%</td><td>0.00%</td><td>DBE</td></tr><tr><td colspan="2">Structural Services, Inc.</td><td>\$ 2,569,996.50</td><td>\$ -</td><td>0.65%</td><td>0.00%</td><td>SBE</td></tr><tr><td colspan="2">Timber Industries, LLC</td><td>\$ 739,889.80</td><td>\$ 707,612.75</td><td>0.19%</td><td>0.18%</td><td>MBE</td></tr><tr><td colspan="2">VideoTek Construction, LLC</td><td>\$ 100.00</td><td>\$ -</td><td>0.00%</td><td>0.00%</td><td>DBE</td></tr><tr><td colspan="2">W.R. Burnett, Inc.</td><td>\$ 100.00</td><td>\$ 401,362.50</td><td>0.00%</td><td>0.10%</td><td>MBE</td></tr><tr><td colspan="2">Work Zone Contractors, LLC</td><td>\$ 519,225.00</td><td>\$ 694,795.16</td><td>0.13%</td><td>0.18%</td><td>DBE</td></tr><tr><td colspan="2">Zone Stripping, Inc.</td><td>\$ 1,183,583.77</td><td>\$ 63,790.69</td><td>0.30%</td><td>0.02%</td><td>SBE</td></tr><tr><td colspan="2">IBE TOTALS</td><td>\$ 52,086,027.26</td><td>\$ 7,721,886.82</td><td>13.15%</td><td>1.95%</td><td></td></tr></table>									IBE VENDOR		IBE CONTRACT VALUE	PAYMENTS TO IBE	IBE TARGET	IBE ACTUAL	IBE TYPE	ABC Construction Co., Inc.		\$ 100.00	\$ 1,645,364.65	0.00%	0.42%	DBE	Alliance Landscaping, Inc.		\$ 102,800.00	\$ 88,448.50	0.03%	0.02%	WBE	Aspen Landscaping Contracting, Inc.		\$ 3,129,213.00	\$ 54,554.67	0.79%	0.01%	SBE	Baseline Supply, LLC		\$ 5,184,510.49	\$ 775,702.02	1.31%	0.20%	WBE	Bridge-it Fabricators, Inc.		\$ 1,596,794.64	\$ -	0.40%	0.00%	DBE	Delta Line Construction Co.		\$ 15,995,106.80	\$ 634,859.00	4.04%	0.16%	WBE	Filly Oil, Inc.		\$ 10,000.00	\$ 218,092.54	0.00%	0.06%	WBE	JMD Building Products, LLC		\$ 116,844.00	\$ 19,375.00	0.03%	0.00%	WBE	LB Construction Enterprises, Inc.		\$ 2,958,036.23	\$ 1,729,963.71	0.75%	0.44%	MBE	M.L. Robertson Construction Co., Inc.		\$ 7,402,644.00	\$ 192,578.62	1.87%	0.05%	WBE	Madura Steel Sales, Inc.		\$ 10,235,202.78	\$ 411,297.01	2.58%	0.10%	DBE	North Suburban Tree Service, Inc.		\$ 307,727.00	\$ 80,590.00	0.08%	0.02%	DBE	Pavilion Drainage Supply Co., Inc.		\$ 30,653.25	\$ -	0.01%	0.00%	DBE	Shaka		\$ 3,500.00	\$ 3,500.00	0.00%	0.00%	DBE	Structural Services, Inc.		\$ 2,569,996.50	\$ -	0.65%	0.00%	SBE	Timber Industries, LLC		\$ 739,889.80	\$ 707,612.75	0.19%	0.18%	MBE	VideoTek Construction, LLC		\$ 100.00	\$ -	0.00%	0.00%	DBE	W.R. Burnett, Inc.		\$ 100.00	\$ 401,362.50	0.00%	0.10%	MBE	Work Zone Contractors, LLC		\$ 519,225.00	\$ 694,795.16	0.13%	0.18%	DBE	Zone Stripping, Inc.		\$ 1,183,583.77	\$ 63,790.69	0.30%	0.02%	SBE	IBE TOTALS		\$ 52,086,027.26	\$ 7,721,886.82	13.15%	1.95%	
	IBE VENDOR		IBE CONTRACT VALUE	PAYMENTS TO IBE	IBE TARGET	IBE ACTUAL	IBE TYPE																																																																																																																																																												
	ABC Construction Co., Inc.		\$ 100.00	\$ 1,645,364.65	0.00%	0.42%	DBE																																																																																																																																																												
	Alliance Landscaping, Inc.		\$ 102,800.00	\$ 88,448.50	0.03%	0.02%	WBE																																																																																																																																																												
	Aspen Landscaping Contracting, Inc.		\$ 3,129,213.00	\$ 54,554.67	0.79%	0.01%	SBE																																																																																																																																																												
	Baseline Supply, LLC		\$ 5,184,510.49	\$ 775,702.02	1.31%	0.20%	WBE																																																																																																																																																												
	Bridge-it Fabricators, Inc.		\$ 1,596,794.64	\$ -	0.40%	0.00%	DBE																																																																																																																																																												
	Delta Line Construction Co.		\$ 15,995,106.80	\$ 634,859.00	4.04%	0.16%	WBE																																																																																																																																																												
	Filly Oil, Inc.		\$ 10,000.00	\$ 218,092.54	0.00%	0.06%	WBE																																																																																																																																																												
	JMD Building Products, LLC		\$ 116,844.00	\$ 19,375.00	0.03%	0.00%	WBE																																																																																																																																																												
	LB Construction Enterprises, Inc.		\$ 2,958,036.23	\$ 1,729,963.71	0.75%	0.44%	MBE																																																																																																																																																												
	M.L. Robertson Construction Co., Inc.		\$ 7,402,644.00	\$ 192,578.62	1.87%	0.05%	WBE																																																																																																																																																												
	Madura Steel Sales, Inc.		\$ 10,235,202.78	\$ 411,297.01	2.58%	0.10%	DBE																																																																																																																																																												
	North Suburban Tree Service, Inc.		\$ 307,727.00	\$ 80,590.00	0.08%	0.02%	DBE																																																																																																																																																												
	Pavilion Drainage Supply Co., Inc.		\$ 30,653.25	\$ -	0.01%	0.00%	DBE																																																																																																																																																												
	Shaka		\$ 3,500.00	\$ 3,500.00	0.00%	0.00%	DBE																																																																																																																																																												
	Structural Services, Inc.		\$ 2,569,996.50	\$ -	0.65%	0.00%	SBE																																																																																																																																																												
	Timber Industries, LLC		\$ 739,889.80	\$ 707,612.75	0.19%	0.18%	MBE																																																																																																																																																												
	VideoTek Construction, LLC		\$ 100.00	\$ -	0.00%	0.00%	DBE																																																																																																																																																												
W.R. Burnett, Inc.		\$ 100.00	\$ 401,362.50	0.00%	0.10%	MBE																																																																																																																																																													
Work Zone Contractors, LLC		\$ 519,225.00	\$ 694,795.16	0.13%	0.18%	DBE																																																																																																																																																													
Zone Stripping, Inc.		\$ 1,183,583.77	\$ 63,790.69	0.30%	0.02%	SBE																																																																																																																																																													
IBE TOTALS		\$ 52,086,027.26	\$ 7,721,886.82	13.15%	1.95%																																																																																																																																																														
5 Lower Trenton Toll Supported Bridge Approach Traffic Signal Equipment Upgrades	TS-699A	Carr & Duff, Inc.	\$ 141,046.00	\$ 118,372.70	25.00%	0.00%		03/29/2017	03/29/2021																																																																																																																																																										
	<table><tr><th colspan="2">IBE VENDOR</th><th>IBE CONTRACT VALUE</th><th>PAYMENTS TO IBE</th><th>IBE TARGET</th><th>IBE ACTUAL</th><th>IBE TYPE</th></tr><tr><td colspan="2">General Highway Products, Inc</td><td>\$ 35,261.50</td><td>\$ -</td><td>25.00%</td><td>0.00%</td><td>WBE</td></tr><tr><td colspan="2">IBE TOTALS</td><td>\$ 35,261.50</td><td>\$ -</td><td>25.00%</td><td>0.00%</td><td></td></tr></table>									IBE VENDOR		IBE CONTRACT VALUE	PAYMENTS TO IBE	IBE TARGET	IBE ACTUAL	IBE TYPE	General Highway Products, Inc		\$ 35,261.50	\$ -	25.00%	0.00%	WBE	IBE TOTALS		\$ 35,261.50	\$ -	25.00%	0.00%																																																																																																																																						
	IBE VENDOR		IBE CONTRACT VALUE	PAYMENTS TO IBE	IBE TARGET	IBE ACTUAL	IBE TYPE																																																																																																																																																												
General Highway Products, Inc		\$ 35,261.50	\$ -	25.00%	0.00%	WBE																																																																																																																																																													
IBE TOTALS		\$ 35,261.50	\$ -	25.00%	0.00%																																																																																																																																																														



## Active Construction Contracts Payment Detail Report

Total Prime's Contracts Value \$439,145,678.87  
 Total Payments to IBEs \$12,941,479.24  
 Target 25.00%  
 Actual 2.95%

CONTRACT TITLE	CONTRACT NO.	PRIME CONTRACTOR	CONTRACT VALUE	PAYMENTS TO PRIME	PRIME TARGET	PRIME ACTUAL	IBE TYPE	START DATE	END DATE
6 Milford-Montague Toll Bridge Salt Storage Building	T-717A	Bracy Construction	\$ 1,244,000.00	\$ 1,032,702.63	25.00%	2.55%	IBE	03/29/2017	03/29/2021
		IBE VENDOR	IBE CONTRACT VALUE	PAYMENTS TO IBE	IBE TARGET	IBE ACTUAL	IBE TYPE		
		Keystone Dirt Works, Inc.	\$ 124,400.00	\$ 27,389.00	10.00%	2.20%	WBE		
		IBE TOTALS	\$ 124,400.00	\$ 27,389.00	10.00%	2.20%	WBE		
7 Easton - Phillipsburg Toll Bridge Administration Building	T-644A	J.D. Eckman, Inc.	\$ 11,117,003.61	\$ 2,303,358.61	25.00%	25.96%	IBE	06/01/2017	12/21/2018
		IBE VENDOR	IBE CONTRACT VALUE	PAYMENTS TO IBE	IBE TARGET	IBE ACTUAL	IBE TYPE		
		Established Traffic Control	\$ 244,574.00	\$ 268,048.44	2.20%	2.41%	WBE		
		Jag'd Construction, Inc.	\$ 2,809,000.00	\$ 330,000.00	25.27%	2.97%	SBE		
		Jileo, Inc.	\$ 266,808.01	\$ -	2.40%	0.00%	DBE		
		IBE TOTALS	\$ 3,320,382.01	\$ 598,048.44	29.87%	5.38%			
8 Lower Trenton Toll Supported Bridge Replacement Of Sign Lighting Elements	TS-687A	Carr & Duff, Inc.	\$ 647,000.00	\$ 522,625.00	25.00%	29.47%	IBE	06/23/2017	10/31/2017
		IBE VENDOR	IBE CONTRACT VALUE	PAYMENTS TO IBE	IBE TARGET	IBE ACTUAL	IBE TYPE		
		North Star Electrical Supply Co., Inc.	\$ 123,750.00	\$ 154,033.57	19.13%	23.81%	WBE		
		IBE TOTALS	\$ 123,750.00	\$ 154,033.57	19.13%	23.81%			
9 Building and Facilities Energy Conservation	T-645A	MJF Electrical Contracting, Inc.	\$ 5,326,520.00	\$ -	25.00%	0.00%	IBE	06/27/2017	05/11/2018
		IBE VENDOR	IBE CONTRACT VALUE	PAYMENTS TO IBE	IBE TARGET	IBE ACTUAL	IBE TYPE		
		Atlas Finisher & Supply Co.	\$ -	\$ -	0.00%	0.00%	DBE		
		Turtle & Hughes	\$ 1,063,420.00	\$ -	19.96%	0.00%			
		IBE TOTALS	\$ 1,063,420.00	\$ -	19.96%	0.00%			

# Active Construction Contracts Payment Detail Report

Total Prime's Contracts Value \$439,145,678.87  
 Total Payments to IBEs \$12,941,479.24  
 Target 25.00%  
 Actual 2.95%


CONTRACT TITLE	CONTRACT NO.	PRIME CONTRACTOR	CONTRACT VALUE	PAYMENTS TO PRIME	PRIME TARGET	PRIME ACTUAL	IBE TYPE	START DATE	END DATE
10 Building and Facilities Energy Conservation	T-645B	Schneider Electric							
		IBE VENDOR	IBE CONTRACT VALUE	PAYMENTS TO IBE	IBE TARGET	IBE ACTUAL	IBE TYPE		
		Cedar Electric, Inc.	\$ 173,221.35	\$ -	15.00%	0.00%	VBE		
		MAS Construction Services, LLC	\$ 115,489.00	\$ -	10.00%	0.00%	WBE		
		IBE TOTALS	\$ 288,710.35	\$ -	25.00%	0.00%			



## Summary - Completed Professional Services and Construction Contracts Payments Detail Report Totals


### Summary - Professional Services (PS) and Construction Contracts (CC)

<b>Total Number of Contracts - (PS &amp; CC)</b>	<b>12</b>	<b>IBE %</b>
<b>IBE Target for All Prime Contractors</b>		<b>25.00%</b>
<b>Total Payments to Prime Contractors - (PS &amp; CC)</b>	<b>\$ 27,762,270.32</b>	
<b>Total Payments to IBEs</b>	<b>\$ 9,897,956.15</b>	<b>35.55%</b>



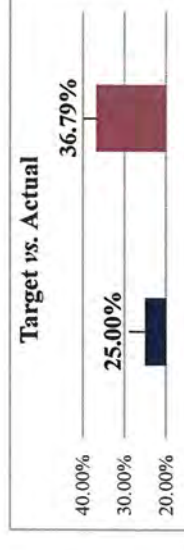
### Summary - Professional Services Contracts (PS)

<b>Total Number of Professional Contracts - (PS)</b>	<b>3</b>	<b>IBE %</b>
<b>IBE Target for All Prime Contractors</b>		<b>25.00%</b>
<b>Total Payments to Prime Contractors - (PS)</b>	<b>\$ 2,642,044.29</b>	
<b>Total Payments to IBEs</b>	<b>\$ 511,832.16</b>	<b>18.51%</b>



### Summary - Construction Contracts (CC)

<b>Total Number of Contracts - (CC)</b>	<b>9</b>	<b>IBE %</b>
<b>IBE Target for All Prime Contractors</b>		<b>25.00%</b>
<b>Total Payments to Prime Contractors - (CC)</b>	<b>\$ 25,120,226.03</b>	
<b>Total Payments to IBEs</b>	<b>\$ 9,386,123.99</b>	<b>36.79%</b>



\*The above bar charts reflect data included in the preceding Payment Detail Reports.

PS = Professional Services Prime Consultants

CC = Construction Prime Contractors

IBE = Minority, Women, Small, Veteran, Disadvantaged, and Disabled Subcontractors and Subconsultants

Target = IBE 25% Commitment on Commission Awarded Projects

## Completed Professional Services Contracts Payment Detail Report

Total Prime's Contracts Value    \$ 2,404,619.62  
 Total Payments to IBEs        \$ 568,668.83  
 Target                                25.00%  
 Actual                                23.65%

CONTRACT TITLE	CONTRACT NO.	VENDORS	CONTRACT VALUES	TOTAL PAYMENTS	IBE TARGET	IBE ACTUAL	IBE TYPE	START DATE	END DATE
1 Scudder Falls Bridge Replacement Project - PA Noise Walls Construction	CM-664A	Greenman-Pedersen, Inc.	\$ 849,622.00	\$ 849,622.00	25.00%	19.74%		02/29/2016	01/03/2018
		Envision Consultants, Ltd.	\$ 44,180.34	\$ 45,881.50	05.20%	5.40%	WBE		
		Keegan Technology & Testing Associates, Inc. A/K/A Key-Tech	\$ 31,436.01	\$ 36,494.33	03.70%	4.30%	SBE		
		Naik Consulting Group, P.C.	\$ 155,480.83	\$ 76,622.13	18.30%	9.02%	DBE		
		Safegate Associates, LLC	\$ 22,090.17	\$ 8,700.00	02.60%	1.02%	SBE		
CONTRACT TITLE	CONTRACT NO.	VENDORS	CONTRACT VALUES	TOTAL PAYMENTS	IBE TARGET	IBE ACTUAL	IBE TYPE	START DATE	END DATE
2 Scudder Falls Bridge Replacement Project - PA Noise Walls Construction	CI-665A	Jacobs Engineering Group, Inc.	\$ 626,933.76	\$ 626,933.76	25.00%	7.14%		05/23/2016	11/02/2017
		IH Engineers, P.C.	\$ 90,278.46	\$ 44,766.05	14.40%	7.14%	MBE		
		RIG Consulting, Inc.	\$ 68,085.01	\$ -	10.86%	0.00%	DBE		
CONTRACT TITLE	CONTRACT NO.	VENDORS	CONTRACT VALUES	TOTAL PAYMENTS	IBE TARGET	IBE ACTUAL	IBE TYPE	START DATE	END DATE
3 Riverton - Belvidere Toll Supported Bridge Critical Member Strengthening - Design	C-650A	Ammann & Whitney	\$ 451,072.33	\$ 451,072.33	25.00%	20.66%		10/26/2015	08/08/2017
		Pickering, Corts & Summerson, Inc.	\$ 116,376.66	\$ 93,184.47	25.80%	20.66%	SBE		
CONTRACT TITLE	CONTRACT NO.	VENDORS	CONTRACT VALUES	TOTAL PAYMENTS	IBE TARGET	IBE ACTUAL	IBE TYPE	START DATE	END DATE
4 Portland - Columbia Toll Bridge Approach Roadways Improvements	CI-566A	Jacobs Engineering Group, Inc.	\$ 476,991.53	\$ 476,991.53	25.00%	30.29%		02/23/2015	10/15/2016
		AmerCom Corporation	\$ 150,490.83	\$ 144,473.11	31.55%	30.29%	MBE		
		Naik Consulting Group, P.C.	\$ 23,229.49	\$ -	04.87%	0.00%	SBE		
CONTRACT TITLE	CONTRACT NO.	VENDORS	CONTRACT VALUES	TOTAL PAYMENTS	IBE TARGET	IBE ACTUAL	IBE TYPE	START DATE	END DATE
5 Scudder Falls Bridge Replacement Project - Traffic Engineering Services Pre-construction Traffic Study	C-663A	Pennoni Associates, Inc.	\$ 237,424.67	\$ 237,424.67	25.00%	49.93%		07/30/2015	4/20/2016
		Drive Engineering Corp.	\$ 8,072.44	\$ 6,757.64	03.40%	2.85%	MBE		
		TechniQuest Corporation	\$ 86,660.00	\$ 111,789.60	36.50%	47.08%	MBE		



## Completed Construction Contracts Payment Detail Report

Total Prime's Contracts Value    \$25,120,226.14  
 Total Payments to IBEs    \$ 9,581,019.75  
 Target    25.00%  
 Actual    38.14%

CONTRACT TITLE	CONTRACT NO.	VENDORS	CONTRACT VALUES	TOTAL PAYMENTS	IDE TARGET %	IBE ACTUAL	IBE TYPE	START DATE	END DATE
1 Scudder Falls Bridge Replacement Project - Tree Clearing	T-667A	AP Construction, Inc.	\$ 1,721,688.26	\$ 1,721,688.26	25.00%	26.42%		12/23/2015	09/20/2017
		Athena Contracting, Inc.	\$ 181,499.94	\$ 243,315.01	10.54%	14.13%	WBE		
		BFW Group	\$ 15,000.00	\$ 8,550.00	0.87%	0.50%	DBE		
		Sable Construction, Inc.	\$ 272,249.91	\$ 202,960.00	15.81%	11.79%	MBE		
2 Scudder Falls Bridge Replacement Project - PA Noise Walls	T-666A	PKF-Mark III, Inc.	\$ 11,219,737.01	\$ 11,219,737.01	25.00%	31.54%		04/29/2016	08/14/2017
		Bird Solutions International	\$ 140,732.00	\$ 122,732.00	1.25%	1.09%			
		Green Valley Landscaping, Inc.	\$ 42,418.29	\$ 72,163.76	0.38%	0.64%			
		Sanders Construction Company, Inc.	\$ 3,624,651.69	\$ 3,338,786.23	32.31%	29.76%	DBE		
		Work Zone Contractors, LLC	\$ 7,886.40	\$ 5,352.12	0.07%	0.05%	DBE		
3 Scudder Falls Bridge Replacement Project Subsurface Boring & Sampling	T-661A	TRC Engineers	\$ 1,438,942.00	\$ 1,438,941.98	25.00%	16.29%		05/18/2015	05/18/2017
		Garden State Highway Products	\$ 196,519.30	\$ 196,519.30	13.66%	13.66%	WBE		
		Traffic Regulators	\$ 37,947.00	\$ 37,947.00	2.64%	2.64%	SBE		
4 I-78 Toll Plaza Bumper Block Replacement	T-705A	Sparwick Contracting, Inc. (IBE)	\$ 160,006.00	\$ 160,006.00	25.00%	100.00%	SBE	10/17/2016	03/03/2017



## Completed Construction Contracts Payment Detail Report

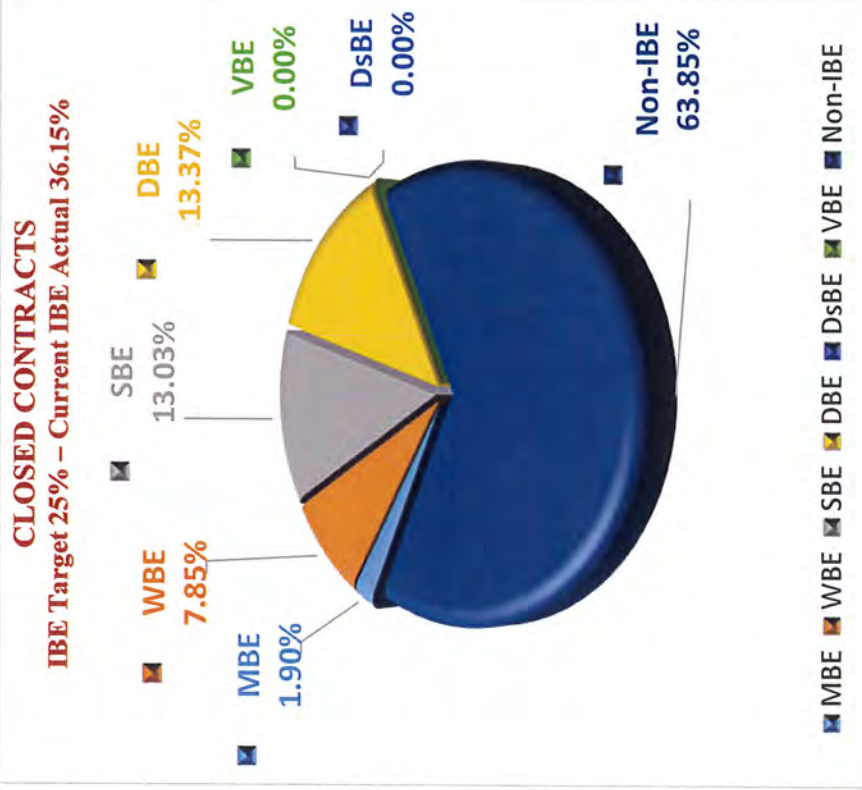
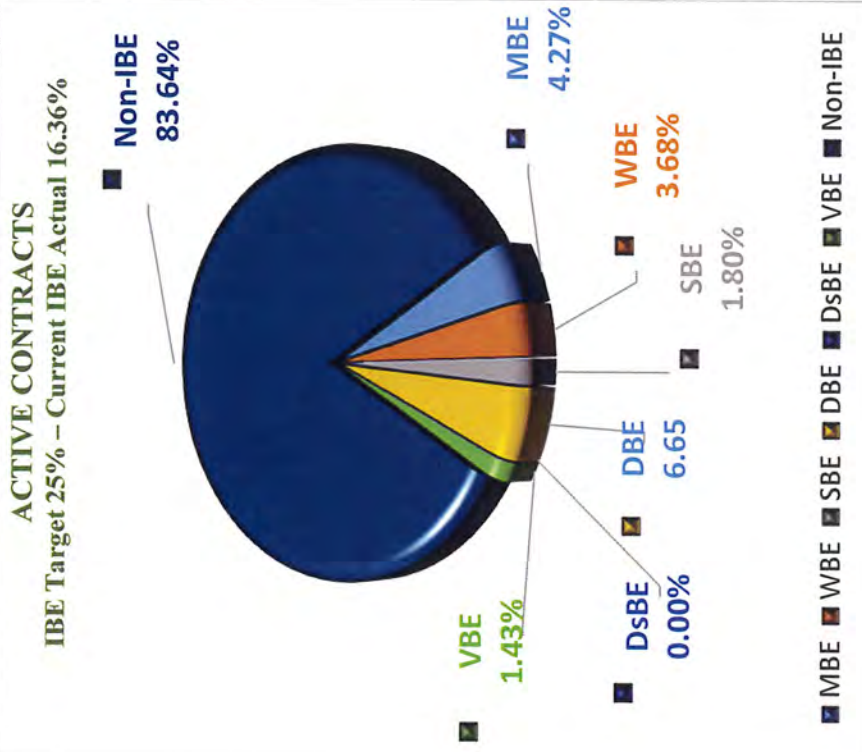
Total Prime's Contracts Value \$25,120,226.14  
 Total Payments to IBEs \$ 9,581,019.75  
 Target 25.00%

CONTRACT TITLE	CONTRACT NO.	VENDORS	CONTRACT VALUES	TOTAL PAYMENTS	IDE TARGET %	IBE ACTUAL	IBE TYPE	START DATE	END DATE
5 DIII Toll Bridges Facilities Emergency Standby Generators Improvements	T-514A	West Side Hammer Electric Penn State Electric Mechanical Supply Co., Inc.	\$ 644,686.07 \$ 197,339.20	\$ 644,686.00 \$ 197,339.99	25.00% 30.61%	30.61% 30.61%	DBE	07/27/2015	01/08/2017
6 Lower Trenton TSB Approach Roadways Improvements	TS-639B	Mount Construction, Co. Inc. (IBE)	\$ 2,090,794.02	\$ 2,090,794.00	25.00%	100.00%	WBE	04/09/2015	12/06/2016
7 Easton / Phillipsburg Ramp C Stabilization	T-641A	Merco, Inc. (IBE)	\$ 998,300.00	\$ 998,300.00	25.00%	100.00%	SBE	11/23/2015	12/01/2016
8 Portland - Columbia Toll Bridge Approach Roadway Improvement	T-566A	Intercounty Paving Company Established Traffic Control MV Contracting, Inc. PIM Corporation The Vann Organization	\$ 6,193,334.28 \$ 43,589.66 \$ 1,652,064.50 \$ 160,217.70 \$ 22,035.00	\$ 6,193,334.28 \$ 43,589.66 \$ 1,652,064.50 \$ 160,217.70 \$ 22,035.00	25.00% 0.70% 26.67% 2.59% 0.36%	30.32% 0.70% 26.67% 2.59% 0.36%	DBE WBE SBE SBE	02/25/2015	11/30/2016
9 Riverton - Belvidere Toll Supported Bridge	TS-650A	ROAD-CON, INC. Desilvio & Company, Inc. Established Traffic Control RAM-T Corporation Williams Flagger Logistics, LLC	\$ 652,738.50 \$ 16,848.00 \$ 4,317.48 \$ 7,182.00 \$ 49,842.17	\$ 652,738.50 \$ 16,848.00 \$ 4,317.48 \$ 7,182.00 \$ -	25.00% 2.58% 0.66% 1.10% 7.64%	4.34% 2.58% 0.66% 1.10% 0.00%	WBE WBE DBE	08/15/2016	11/11/2016



# PERCENTAGES OF PAYMENTS TO CERTIFIED IBE SUBCONTRACTORS

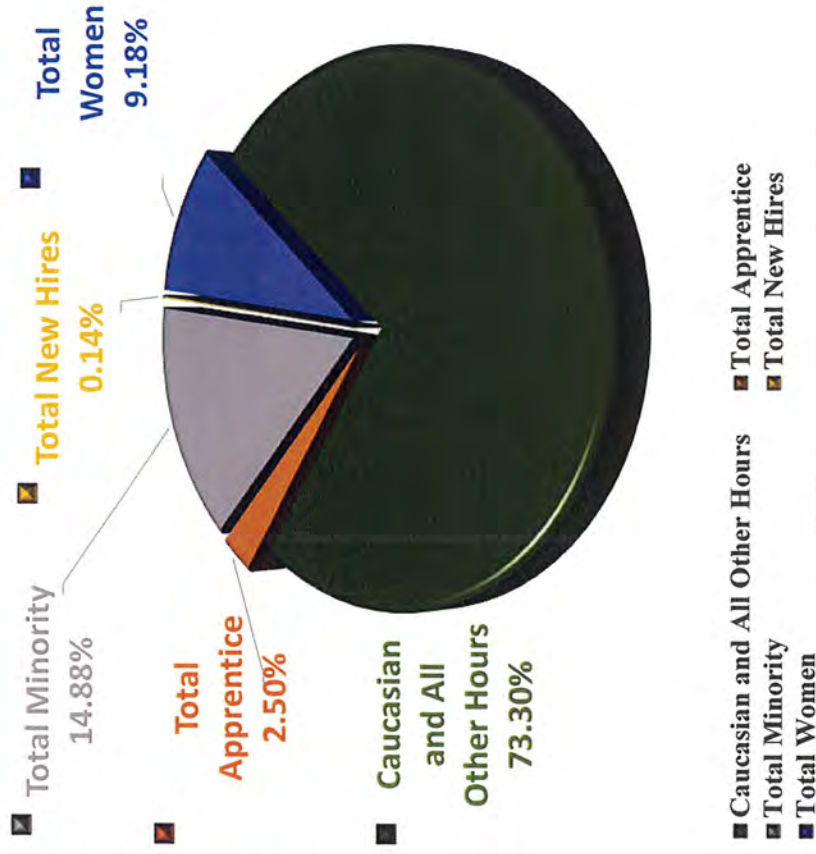
(MBE / WBE / SBE / DBE / DSBE / VBE)



Reporting period from 07/01/2014 to 01/31/2018

# WORKFORCE UTILIZATION REPORTING

**TOTAL HOURS WORKED = 142,320.33**

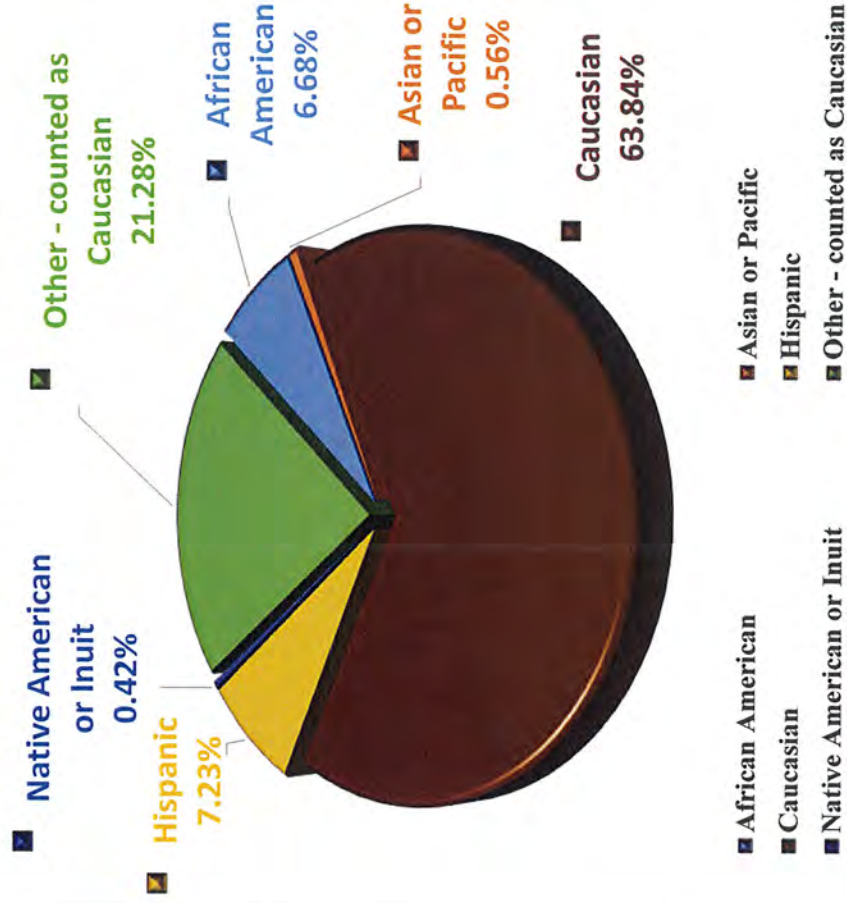


Hours Worked Pie Chart = reflects the individual(s) hours worked by the Prime Contractor(s) and/or their Subcontractor(s) Employees (IBE and Non-IBE).

Work Force Goals	Total Hours	# of Workers
Local Residents	142,124.33	718
Local Apprentice	3,650.00	18
Total Minority	20,322.25	107
Total New Hires	6.50	1
Total Women	17,086.75	66
Total Apprentice	3,650.00	18
Total (ALL Localities)	142,439.83	719

# WORKFORCE UTILIZATION REPORTING

ETHNICITY HOURS PERCENTAGE



Ethnicity Pie Chart = reflects the ethnic backgrounds of all individual workers reporting on Commission Projects (Primes Employees / Subcontractor Employees).

Ethnicity Breakdown	Total Hours	# of Workers
African American	10,738.25	48
Asian or Pacific Islander	166.00	4
Caucasian	109,729.08	459
Hispanic	7,909.50	52
Native American or Inuit	1,508.50	3
Other	12,388.50	153

The above-referenced workforce utilization data is reflected in the following spreadsheets.



Workforce Utilization Totals																					
Total Hours Worked		Total Apprentice Hours	PA Hours	PA %	NJ Hours	NJ %	Other Localities	Other Localities%	Caucasian / White	Native American or Inuit	Asian Pacific Islander	Black / African American	Latino / Hispanic	Other	Total Minorities	Minority %	Total Women	Women %	New Hires	New Hires %	
142,380.33		3,617.00	3,838.00	2.70%	158.04	0.11%	89.78	0.91%	258.48	109,418.58	1,508.50	168.00	10,861.75	7,788.00	12,512.00	8.79%	13.13	0.01%	2.89	0.02%	
Project Name			Total Hours Worked	PA Hours	PA %	NJ Hours	NJ %	Other Localities	Other Localities%	Caucasian / White	Native American or Inuit	Asian Pacific Islander	Black / African American	Latino / Hispanic	Other	Total Minorities	Minority %	Total Women	Women %	New Hires	New Hires %
DB-540A TRANSORE - Electronic Toll Collection System Replacement - Design, Build & Maintain			2,040.00	875.00	42.89%	108.00	5.29%	1,057.00	51.81%	321.00	0.00	158.00	674.00	255.50	631.50	1,087.50	53.31%	0.00	0.00%	0.00	0.00%
T-608A BRACY CONSTRUCTION - I-78 Maintenance Garage Expansion at I-78 PA Welcome Center / Maintenance Facility			31,470.58	29,322.08	93.17%	1,798.00	5.71%	35.00	0.11%	20,843.83	0.00	0.00	72.50	1,396.00	9,358.25	1,488.50	4.87%	861.25	2.74%	6.50	0.02%
T-644A J.D. ECKMAN - EASTON PHILLIPSBURG TS FACILITY ADMINISTRATION BLDG			8,080.25	8,080.25	100.00%	0.00	0.00%	0.00	0.00%	6,382.00	0.00	0.00	624.50	831.00	242.75	1,455.50	18.01%	910.00	11.26%	0.00	0.00%
T-648A MJF - BUILDING & FACILITIES ENERGY CONSERVATION			1,472.00	2,328.00	158.15%	448.00	30.43%	0.00	0.00%	1,248.00	0.00	0.00	0.00	224.00	0.00	224.00	15.22%	0.00	0.00%	0.00	0.00%
T-668A TRUMBULL - Pennsylvania SFB Bridge Replacement Project			94,303.50	76,047.25	80.64%	15,537.25	16.48%	2,719.00	2.88%	76,350.75	1,508.50	8.00	9,241.75	5,038.50	2,156.00	15,796.75	16.75%	15,315.50	16.24%	0.00	0.00%
T-717A BRACY CONSTRUCTION - Milford-Montague Toll Bridge Salt Storage Building			2,009.50	1,949.50	97.01%	60.00	2.99%	0.00	0.00%	1,884.00	0.00	0.00	125.50	0.00	0.00	125.50	6.25%	0.00	0.00%	0.00	0.00%
TS-487A CARR & DUFF - LOWER TRENTON TOLL SUPPORTED BRIDGE REPLACEMENT OF SIGN LIGHTING ELEMENTS			2,471.00	1,776.00	71.87%	695.00	28.13%	0.00	0.00%	2,430.00	0.00	0.00	0.00	41.00	0.00	41.00	1.66%	0.00	0.00%	0.00	0.00%
TS-499A CARR & DUFF - LOWER TRENTON TSB APPROACH TRAFFIC SIGNAL EQUIPMENT UPGRADES			423.00	278.50	65.84%	144.50	34.16%	0.00	0.00%	299.50	0.00	0.00	0.00	123.50	0.00	123.50	29.20%	0.00	0.00%	0.00	0.00%

Workforce Utilization Totals															
Total Hours Worked	Total Apprentice Hours	PA Hours	PA %	NJ Hours	NJ %	Other Localities	Other Localities%	Caucasian / White	Native American or Inuit	Asian Pacific Islander	Black / African American	Latino / Hispanic	Other	Total Minorities	Minority %
142,380.33	3,617.00	3,638.00	2.70%	158.04	0.11%	89.78	0.91%	256.48	109,418.58	1,508.50	168.00	10,881.75	7,788.00	12,512.00	8.79%
Total Women															
13.13															
Women %															
0.01%															
New Hires															
2.89															
New Hires %															
0.02%															
Project Name															
Total Hours Worked	Total Apprentice Hours	PA Hours	PA %	NJ Hours	NJ %	Other Localities	Other Localities%	Caucasian / White	Native American or Inuit	Asian Pacific Islander	Black / African American	Latino / Hispanic	Other	Total Minorities	Minority %
T-648B SCHNEIDER ELECTRIC - BUILDING & FACILITIES ENERGY CONSERVATION MEASURES - MECHANICALCONTROLS	0.00	0.00	0.00%	0.00	0.00%	170.00	100.00%	170.00	0.00	0.00	0.00	0.00	0.00	0.00	0.00%
TS-677A SPARWICK - SF TSB INTERIM DECK REPAIRS ON I-85	0.00	0.00	0.00%	0.00	0.00%	0.00	0.00%	0.00	0.00	0.00	0.00	0.00	0.00	0.00	0.00%





Workforce Utilization Totals																									
Project Name			Company Name	Trade Description	Total Hours Worked	Total Apprentice Hours	PA Hours	PA %	NJ Hours	NJ %	Other Localities	Other Localities%	Caucasian / White	Native American or Inuit	Asian Pacific Islander	Black / African American	Latino / Hispanic	Other	Total Minorities	Minority %	Total Women	Women %	New Hires	New Hires %	
T-443A J.D. ECKMAN - EASTON PHILLIPSBURG TB FACILITY ADMINISTRATION BLDG			Robinson Steel Company	Carpenter	5.00	0.00	5.00	100.00%		0.00%		0.00%		21.00				5.00			5.00	100.00%		0.00%	
			RUBRIGHT CONSTRUCTION, INC.	Bricklayer, Stone Mason	52.00	0.00	52.00	100.00%		0.00%		0.00%						31.00			31.00	59.62%		0.00%	
				Carpenter	351.50	0.00	351.50	100.00%		0.00%		0.00%	271.50					2.00	78.00		2.00	0.57%		0.00%	
				Cement Mason	110.50	0.00	110.50	100.00%		0.00%		0.00%	29.50					74.50	6.50	74.50	67.42%		0.00%		
				Ironworker	812.98	0.00	812.98	100.00%		0.00%		0.00%	472.08					66.00	274.50	66.00	8.12%		0.00%		
				LABORER	1,841.50	0.00	1,841.50	100.00%		0.00%		0.00%	869.50					225.00	517.00	225.00	13.71%		0.00%		
				OPERATING ENGINEERS	176.50	0.00	176.50	100.00%		0.00%		0.00%						32.00			0.00%		0.00%		
				Truck Driver	135.50	0.00	135.50	100.00%		0.00%		0.00%	132.00					3.50			0.00%		0.00%		
			Steel Fab Enterprises LLC	Ironworker	942.00	0.00	942.00	100.00%		0.00%		0.00%	714.00				67.50	63.50	97.00	131.00	13.91%		0.00%		
			Steven Smith	LABORER	106.50	0.00	106.50	100.00%		0.00%		0.00%	103.50								0.00%		0.00%		
				Plumber	686.50	0.00	686.50	100.00%		0.00%		0.00%	686.50								0.00%		0.00%		
			SUPREME CEILINGS INC	Carpenter	449.00	0.00	449.00	100.00%		0.00%		0.00%							449.00		0.00%		0.00%		
			T. A. Siffes Masonry, LLC.	BRICKLAYER	30.25	0.00	30.25	100.00%		0.00%		0.00%						30.25		30.25	100.00%		0.00%		
				Bricklayer, Stone Mason	2,425.25	0.00	2,393.75	98.70%		0.00%		0.00%	2,263.75					141.50		141.50	5.83%		0.00%		
				LABORER	1,553.25	0.00	1,524.00	98.12%		0.00%		0.00%	1,500.00					53.25		53.25	3.43%		0.00%		
			Terry O'Connor Jr.	LABORER	28.00	0.00	28.00	100.00%		0.00%		0.00%	28.00								0.00%		0.00%		
				Plumber	183.50	0.00	183.50	100.00%		0.00%		0.00%	183.50								0.00%		0.00%		
			Trademen International LLC - BETHLEHEM, PA	Carpenter	119.00	0.00	119.00	100.00%		0.00%		0.00%							119.00		0.00%		0.00%		
			Tri-County Mechanical, Inc.	LABORER	944.00	0.00	851.00	90.15%		0.00%		0.00%	944.00								0.00%		0.00%		
				Pipefitter	1,871.00	0.00	1,871.00	100.00%		0.00%		0.00%	1,871.00							398.50	21.30%		0.00%		
				Sheet Metal Worker	629.50	0.00	629.50	100.00%		0.00%		0.00%	629.50								0.00%		0.00%		
			William Hoffert	LABORER	23.00	0.00	23.00	100.00%		0.00%		0.00%						23.00		23.00	0.00%		0.00%		
				Plumber	162.50	0.00	162.50	100.00%		0.00%		0.00%						162.50		162.50	0.00%		0.00%		
			WIND GAP ELECTRIC, INC.	Electrician	5,395.50	1,434.00	5,195.50	96.29%	200.00	3.71%		0.00%	2,694.00					2,701.50		200.00	3.71%		0.00%		
			YCP, Inc.	LABORER	427.25	0.00	427.25	100.00%		0.00%		0.00%						427.25			0.00%		0.00%		
				OPERATING ENGINEERS	49.00	0.00	49.00	100.00%		0.00%		0.00%							49.00		0.00%		0.00%		
Project Name			Company Name	Trade Description	8,080.25	0.00	8,080.25	100.00%	0.00	0.00%	0.00	0.00%	6,382.00	0.00	0.00	824.50	831.00	242.75	1,455.50	18.01%	910.00	11.26%	0.00	0.00%	
			ESTABLISHED TRAFFIC CONTROL	HEAVY & GENERAL LABORERS	20.00	0.00	20.00	100.00%		0.00%		0.00%						20.00			0.00%		0.00%		
			Guadalupe, Inc.	LABORERS	222.75	0.00	222.75	100.00%		0.00%		0.00%						222.75			0.00%		6.00%		
			J.D. Eckman, Inc.	LABORERS	7,770.50	0.00	7,770.50	100.00%		0.00%		0.00%	9,315.00			624.50	831.00		1,455.50	18.73%	898.50	11.54%			
			Mattila Services, LLC	HEAVY & GENERAL LABORERS	67.00	0.00	67.00	100.00%		0.00%		0.00%									0.00%		0.00%		
Project Name			Company Name	Trade Description	1,472.00	344.00	2,328.00	158.15%	448.00	30.43%	0.00	0.00%	1,248.00	0.00	0.00	0.00	224.00	0.00	224.00	15.22%	0.00	0.00%	0.00	0.00%	
			MUF Electrical Contracting, Inc.	ELECTRICIAN	168.00	0.00	168.00	100.00%		0.00%		0.00%	168.00								0.00%		0.00%		
				Electrician	1,060.00	344.00	1,060.00	100.00%	224.00	20.74%		0.00%	1,060.00								0.00%		0.00%		
				ELECTRICIAN	224.00	0.00	1,060.00	482.14%	224.00	100.00%		0.00%						224.00		224.00	100.00%		0.00%		
Project Name			Company Name	Trade Description	170.00	0.00	0.00	0.00%	0.00	0.00%	170.00	100.00%	170.00	0.00	0.00	0.00	0.00	0.00	0.00	0.00	0.00	0.00%	0.00	0.00%	
			Schneider Electric Buildings Controls Systems, Inc.	AIR CONDITIONING & REFRIGERATION	170.00	0.00		0.00%		0.00%	170.00	100.00%	170.00								0.00%		0.00%		



[illegible]27

Reporting period from 07/01/2014 through 01/31/2018





**Delaware River Joint Toll Bridge Commission**  
**Meeting of September 25, 2017**

**MINORITY, WOMEN AND SMALL BUSINESS ENTERPRISE PROGRAM OVERVIEW**

The Delaware River Joint Toll Bridge Commission implemented a one-year Minority Business Enterprise (MBE) pilot program, with a 7% participation goal, and the Women Business Enterprise (WBE) pilot program with a 3% goal. These goals applied to consultants and contractors' participating in the Commission's Capital Program and were effective on September 1, 2008.

At its December 2008 Commission Meeting, the Commission revised the pilot program to specify a 25% Small Business Enterprise (SBE) goal to New Jersey assigned consultant contracts in lieu of the previously specified 7% MBE and 3% WBE goals.

At its December 2010 Commission Meeting, due to the success of the Commission's MWSBE Pilot Program, the Delaware River Joint Toll Bridge Commission adopted a resolution for permanent status of the Minority Business Enterprise (MBE) program, with a 7% participation goal, and the Women Business Enterprise (WBE) program with a 3% goal, and the Small Business Enterprise (SBE) program with a 25% goal. These goals apply to consultants and contractors' participating in the Commission's Capital Program.

The Contract Compliance Department continues to monitor, update and analyze the payments for the MWSBE diversity program.

- |   |                   |
|---|-------------------|
| a) PA Assigned Professional Services Contracts:       | 7% MBE and 3% WBE |
| b) No State Assigned Professional Services Contracts: | 7% MBE and 3% WBE |
| c) Capital Plan Construction Contracts:               | 7% MBE and 3% WBE |
| d) NJ Assigned Professional Services Contracts:       | 25% SBE           |


Numerous diversified businesses have benefited and continue to benefit from the Commission's previous M/W/SBE Program. The number of Contracts awarded during the MWSBE Program are as follows:

- |                                    |     |
|------------------------------------|-----|
| ➤ Active Contracts:                | 11  |
| ➤ Completed Contracts:             | 66  |
| ➤ Total Capital Program Contracts: | 77  |
| ➤ Total Number of Contractors:     | 133 |

As of July 1, 2014 projects fall into the status now commonly referred to as IBE (Identified Business Enterprise) with a projected target to be or to exceed 25% of the total project award amount.

# Minority, Women and Small Business Enterprise Payment Reporting

## OPEN CONTRACTS



MBE		WBE		SBE	
Goals	7.00%		3.00%		25.00%
Actuals	4.42%		1.73%		6.07%

SUMMARY TOTALS					
M/WBE Summary Totals		MBE		WBE	
		ACTUAL	VALUE	ACTUAL	VALUE
SBE Summary Totals		4.42%	\$ 1,514,583.56	1.73%	\$ 593,949.08
				6.07%	\$ 224,004.41

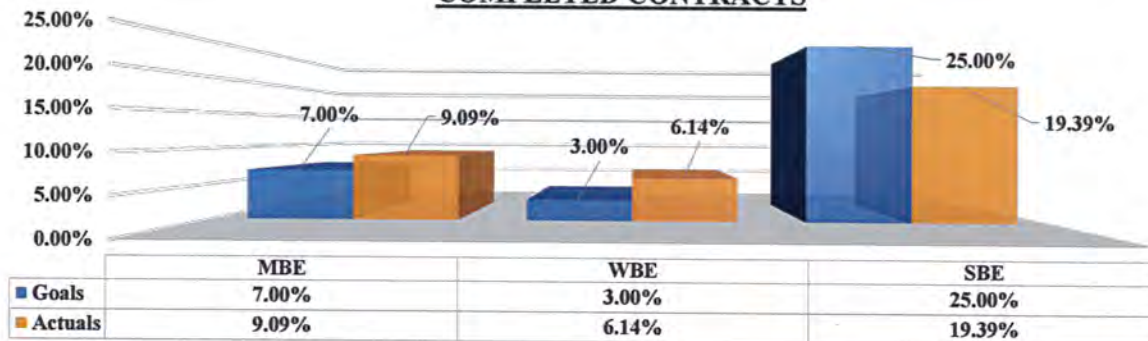
CONTRACT NO.	CONTRACTOR / CONSULTANT	CONTRACT VALUE	TOTAL PAYMENTS TO DATE	MBE GOAL 7.0 %	MBE VALUE	WBE GOAL 3.0 %	WBE VALUE	SBE GOAL 25.0 %	SBE VALUE
C-502A	AECOM Transp.	\$ 30,397,000.00	\$ 25,580,577.26	4.34%	\$ 1,319,428.97	1.45%	\$ 507,131.45	-	\$ -
C-628A	Dewberry	\$ 1,000,000.00	\$ 508,703.24	4.06%	\$ 40,585.66	4.88%	\$ 48,768.23	4.33%	\$ 43,294.17
C-627B	French & Parello	\$ 500,000.00	\$ 278,142.94		\$ -		\$ -		\$ -
C-629A	Hill International	\$ 300,000.00	\$ 181,931.20		\$ -		\$ -	13.66%	\$ 40,993.70
C-556A	Pennoni Associates	\$ 389,614.63	\$ 323,615.98		\$ -		\$ -	12.88%	\$ 50,193.77
TTS-634AR	J. Fletcher Cramer	\$ 896,808.00	\$ 849,577.50	8.35%	\$ 74,885.53	0.42%	\$ 3,755.75		\$ -
C-628B	Louis Berger Group	\$ 1,000,000.00	\$ 849,510.17		\$ -		\$ -	7.56%	\$ 75,584.81
C-549AR	Jacobs Engineering	\$ 452,128.22	\$ 445,549.97	7.91%	\$ 35,742.16	3.07%	\$ 13,866.11		\$ -
C-599A	McCormick & Taylor	\$ 1,000,000.00	\$ 283,117.05		\$ -	0.50%	\$ 5,000.00		\$ -
C-629B	Michael Baker	\$ 500,000.00	\$ 329,371.12		\$ -		\$ -	2.79%	\$ 13,937.96
C-621A	Rummel Klepper & Kahl	\$ 500,000.00	\$ 493,465.32	8.79%	\$ 43,941.24	3.09%	\$ 15,427.54		\$ -

MBE = Minority Business Enterprise  
 WBE = Women Business Enterprise  
 SBE = Small Business Enterprise



# Minority, Women and Small Business Enterprise Payment Reporting

## COMPLETED CONTRACTS



SUMMARY TOTALS		MBE		WBE		SBE	
M/WBE Summary Totals	\$ 128,684,944.08	ACTUAL	VALUE	ACTUAL	VALUE	ACTUAL	VALUE
SBE Summary Totals	\$ 16,433,918.99	9.09%	\$ 11,702,579.34	6.14%	\$ 7,907,002.78	19.39%	\$ 3,185,920.49

\*Categories highlighted below indicates the Prime has either met or exceeded the target.

CONTRACT NO.	CONTRACTOR / CONSULTANT	CONTRACT VALUE	MBE GOAL 7.0 %	MBE VALUE	WBE GOAL 3.0 %	WBE VALUE	SBE GOAL 25.0 %	SBE VALUE
DB-427B	A.P. Construction	\$ 4,356,866.00	10.00%	\$ 435,686.60	7.30%	\$ 318,051.22		\$ -
T/TS-573A	A.P. Construction	\$ 7,823,588.00	7.69%	\$ 601,633.92	4.92%	\$ 384,920.53		\$ -
T-440BR	A.P. Construction	\$ 4,608,295.33	11.70%	\$ 539,170.55	7.33%	\$ 337,788.05		\$ -
TTS-476A-2	A.P. Construction	\$ 3,511,153.06	7.20%	\$ 252,803.02	5.50%	\$ 193,113.42		\$ -
T-472A	Allied Painting	\$ 15,595,983.76	9.70%	\$ 1,512,810.42	15.00%	\$ 2,339,397.56		\$ -
C-443A	Ammann & Whitney	\$ 770,909.81	10.00%	\$ 77,090.98	14.00%	\$ 107,927.37		\$ -
C-445A	Ammann & Whitney	\$ 920,304.08	7.20%	\$ 66,261.89	3.20%	\$ 29,449.73		\$ -
T-474A	Bracy Contracting	\$ 2,660,000.00	6.05%	\$ 160,930.00	2.87%	\$ 76,342.00		\$ -
C-474A	Brinjac	\$ 287,603.87	8.00%	\$ 23,008.31	9.00%	\$ 25,884.35		\$ -
C-627A	Buchart Hom	\$ 132,374.35	0.00%	\$ -	0.00%	\$ -		\$ -
C-598A	Burns Group	\$ 408,272.00		\$ -		\$ -	8.00%	\$ 32,661.76
C-454A	Carroll Engineers	\$ 500,000.00	18.10%	\$ 90,500.00	5.90%	\$ 29,500.00		\$ -
C-543A	Cherry Weber	\$ 612,233.00		\$ -		\$ -	28.30%	\$ 173,261.94
C-639A	Cherry Weber	\$ 401,455.40	18.10%	\$ 72,663.43	5.90%	\$ 23,685.87		\$ -
T-498A	Cornell & Co.	\$ 1,999,015.22	9.30%	\$ 185,908.42	6.30%	\$ 125,937.96		\$ -
T-554A	Dayspring Electric	\$ 232,117.66	0.00%	\$ -	0.00%	\$ -		\$ -
C-454B	French & Parello	\$ 500,000.00		\$ -		\$ -	17.00%	\$ 85,000.00
C-453A	Gannett Fleming	\$ 1,000,000.00	5.33%	\$ 53,300.00	0.87%	\$ 8,700.00		\$ -
C-598B	Gannett Fleming	\$ 367,353.90		\$ -		\$ -	8.95%	\$ 32,878.17
C-566A	Greenman Pedersen	\$ 350,675.02	9.54%	\$ 33,464.64	0.83%	\$ 2,924.37		\$ -
C-599B	Greenman Pedersen	\$ 1,000,000.00		\$ -		\$ -	4.00%	\$ 40,000.00
CM-437A	Greenman Pedersen	\$ 2,559,020.59		\$ -		\$ -	19.50%	\$ 499,009.02
CM-440B	Greenman Pedersen	\$ 753,336.71		\$ -		\$ -	17.64%	\$ 132,888.60
T-441A	H & G Contractors	\$ 1,586,698.00	6.60%	\$ 104,722.07	1.57%	\$ 24,911.16		\$ -
C-530A	Hill International	\$ 400,000.00	2.50%	\$ 10,000.00	0.00%	\$ -		\$ -
CM-427B	Hill International	\$ 629,749.00		\$ -		\$ -	13.60%	\$ 85,645.86
CM-447B	Hill International	\$ 973,401.52	4.10%	\$ 39,909.46	2.10%	\$ 20,441.43		\$ -
CM-442A	Hill International	\$ 319,826.73		\$ -		\$ -	25.14%	\$ 80,404.44
CM-573A	Hill International	\$ 1,038,384.48	6.20%	\$ 64,379.84	5.80%	\$ 60,226.30		\$ -
T-506A	HRI	\$ 13,727,411.69	7.17%	\$ 984,255.42	2.91%	\$ 399,467.68		\$ -
TS-505A	IEW	\$ 661,352.00	55.00%	\$ 363,743.60	8.93%	\$ 59,058.73		\$ -
DB-563A	J. Fletcher Creamer	\$ 1,283,717.00	15.00%	\$ 192,557.55	4.00%	\$ 51,348.68		\$ -
T-437A	J.D. Eckman	\$ 24,412,321.90	7.48%	\$ 1,826,041.68	3.04%	\$ 742,134.59		\$ -
TS-442A	James A. Anderson	\$ 2,149,268.62	6.30%	\$ 135,403.92	1.30%	\$ 27,940.49		\$ -
TS-443A	James A. Anderson	\$ 2,461,975.00	0.00%	\$ -	6.10%	\$ 150,180.48		\$ -
T-543A	James D. Morrissey	\$ 6,683,640.40	4.80%	\$ 320,814.74	8.64%	\$ 577,466.53		\$ -

MBE = Minority Business Enterprise / WBE = Women Business Enterprise / SBE = Small Business Enterprise  
Data represents payments made from the start of the MWSBE program up to the completion of each referenced contract.

SUMMARY TOTALS		MBE		WBE		SBE	
M/WBE Summary Totals	\$ 128,684,944.08	ACTUAL	VALUE	ACTUAL	VALUE	ACTUAL	VALUE
SBE Summary Totals	\$ 16,433,918.99	9.09%	\$ 11,702,579.34	6.14%	\$ 7,907,002.78	19.39%	\$ 3,185,920.49

\*Categories highlighted below indicates the Prime has either met or exceeded the target.

CM-444A	JMT	\$ 905,196.00	9.50%	\$ 85,993.62	2.80%	\$ 25,345.49		\$ -
CM-506A	JMT	\$ 1,459,000.00	7.65%	\$ 111,613.50	2.40%	\$ 35,016.00		\$ -
CM-543A	JMT	\$ 752,729.58		\$ -		\$ -	30.60%	\$ 230,335.25
C-506A	KS Engineers	\$ 1,156,622.33	63.38%	\$ 733,067.23	13.44%	\$ 155,450.04		\$ -
TTS-476A-1	Kyle Conti	\$ 4,128,641.00	0.09%	\$ 3,715.78	9.00%	\$ 371,577.69		\$ -
DB-562A	M.L. Ruberton	\$ 344,492.68	8.30%	\$ 28,592.89	3.80%	\$ 13,090.72		\$ -
T-475A	Miniscalco	\$ 68,229.51	2.25%	\$ 1,535.16	1.20%	\$ 818.75		\$ -
TS-445A	Neshaminy Contractors	\$ 6,285,926.10	16.90%	\$ 1,062,321.51	2.70%	\$ 169,720.00		\$ -
TS-447B	Neshaminy Contractors	\$ 8,955,586.24	8.60%	\$ 770,180.42	2.58%	\$ 231,054.12		\$ -
C-437B	Parsons Brinkerhoff	\$ 2,254,674.00		\$ -		\$ -	22.54%	\$ 508,203.52
C-437A	Pennoni Associates	\$ 764,181.39		\$ -		\$ -	24.00%	\$ 183,403.53
C-455B	Remington & Vernick	\$ 400,000.00		\$ -		\$ -	2.49%	\$ 9,960.00
TS-444A	Road-Con	\$ 7,814,850.68	4.87%	\$ 380,583.23	0.31%	\$ 24,226.04		\$ -
T-639A	Road-Con	\$ 3,324,313.00	0.00%	\$ -	13.90%	\$ 462,079.51		\$ -
T-624A	Sparwick	\$ 874,601.00	7.60%	\$ 66,469.68	0.75%	\$ 6,559.51		\$ -
C-440B	Stantec	\$ 728,011.79	4.75%	\$ 34,580.56	2.80%	\$ 20,384.33		\$ -
C-440A	Stantec	\$ 405,011.03	4.80%	\$ 19,440.53	6.60%	\$ 26,730.73		\$ -
C-600A	STV	\$ 800,000.00		\$ -		\$ -	12.60%	\$ 100,800.00
CM-472A	STV	\$ 1,728,385.40		\$ -		\$ -	23.80%	\$ 411,355.73
CM-474A	STV	\$ 291,172.17	0.00%	\$ -	0.00%	\$ -		\$ -
C-538A	STV	\$ 500,000.00	1.25%	\$ 6,250.00	31.20%	\$ 156,000.00		\$ -
CM-443A	STV	\$ 204,152.63	16.75%	\$ 34,195.57	11.00%	\$ 22,456.79		\$ -
CM-445A	STV	\$ 682,064.44		\$ -		\$ -	26.00%	\$ 177,336.75
CM-498A	STV	\$ 571,665.66	12.00%	\$ 68,599.88	2.40%	\$ 13,719.98		\$ -
C-453B	T & M Associates	\$ 1,000,000.00		\$ -		\$ -	18.90%	\$ 189,000.00
C-07-11	Transystems	\$ 747,493.55		\$ -		\$ -	21.05%	\$ 157,347.39
C-447B	Transystems	\$ 666,016.64	8.00%	\$ 53,281.33	2.00%	\$ 13,320.33		\$ -
CM-476A	Trumbull	\$ 699,250.00	13.60%	\$ 95,098.00	6.10%	\$ 42,654.25		\$ -
C-505A	Urban Engineers	\$ 154,598.70		\$ -		\$ -	36.50%	\$ 56,428.53

MBE = Minority Business Enterprise / WBE = Women Business Enterprise / SBE = Small Business Enterprise  
Data represents payments made from the start of the MWSBE program up to the completion of each referenced contract.

# **DELAWARE RIVER JOINT TOLL BRIDGE COMMISSION**

**Meeting of February 26, 2018**

## **COMMUNICATIONS**

The following Pages reflect the reports on those items assigned to the Communications Department. Each item is reported separately and page numbered accordingly.

\*\*\*



**DELAWARE RIVER JOINT TOLL BRIDGE COMMISSION**  
**Meeting of February 26, 2018**

**OPERATIONS INDEX  
FOR  
COMMUNICATIONS**

<b>SUBJECT</b>	<b>DESCRIPTION</b>	<b>PAGE NUMBER</b>
Communications	Status Report Month of January 2018	1-4

**DELAWARE RIVER JOINT TOLL BRIDGE COMMISSION**  
**Meeting of February 26, 2018**

**COMMUNICATIONS REPORT**  
**January 2018**

▪ **COMMISSION AWARENESS EFFORTS:**

**Scudder Falls Bridge Replacement Project** – Continued weekly updating of the project website – [www.scudderfallsbridge.com](http://www.scudderfallsbridge.com). This involved travel advisory and construction information updates on the homepage. Other tasks included: placing and removing detour maps as warranted, uploading progress photos, correcting typefaces as needed, and posting special travel alerts, such as for emergency pothole repairs on mainline I-95. The website is in the process of a redesign that will refocus the website to emphasize project construction progress and the impending start of tolling in 2019. The current project website was designed for project need, purpose and design and has been tweaked for current construction activities. Also the CMS is difficult to use and navigate. The redesign work involves the project public involvement consultant and website subconsultant Stokes Creative Group. There was no major media outreach during the month. The process of keeping motorists and stakeholders informed continued via NJ-511/Open Reach system travel postings, Facebook postings (Ewing and Lower Makefield) and distributions to area media outlets on both sides of the river.

**Annual Reports** – Completed drafting of all articles for the 2016 annual report and initiated editing of submissions from media consultant Bellevue Communications. Continued the selection process of photographs and graphics so the product can be posted on the Commission website (scheduled for February). Organization for the 2017 annual report has been initiated so the process of developing, constructing and publishing annual reports can return to the usual mid-year schedule.

• **MEDIA RELATIONS:**

**Hot Topics:** Delaware River ice and flooding problems; speed limits lowered on roads, turnpike; 10 projects complicating life in New Jersey in 2018; Commission bridge is part of display at gallery hosting silent auction; winter's 1-2 punch in Lehigh Valley/Easton; Lumberville-Raven rock Bridge is featured in article on river ice; deer crosses Delaware River ice jam near Calhoun Street Bridge ; river blessing at New Hope-Lambertville Bridge; police car chase on I-78 ends in Easton; winter festival in New Hope-Lambertville; crash clogs I-78 near PA-NJ line; I-95 overnight lane closures; no injuries in crash that shutdown Northampton Street Bridge; Expect delays on I-95 for Scudder Falls Bridge work; I-95 redesignation to I-295 begins in Mercer County; Milford-Montague Bridge boasts 500-ton salt barn; I-95 lane closure for emergency pothole repairs near Scudder Falls Bridge; NJ Governor Murphy signs executive order affecting Commission appointees; work progresses on Scudder Falls Bridge project; New Jersey Future hires former Commission employee Kelley Heck; Scudder Falls Bridge is moving "full speed ahead.



**DELAWARE RIVER JOINT TOLL BRIDGE COMMISSION**  
**Meeting of February 26, 2018**

- **COMMUNITY AFFAIRS:** (Please refer to Community Affairs report)  
Approved trademark reauthorization request for the Trenton Makes The World Takes slogan. Jodee Inscho will now lead this effort, working with Pennsylvania counsel Stradley Ronan. Edited various draft communications and assigned meetings for attendance that may be pertinent to the Commission. Coordinated on responses to various Scudder Falls project inquiries, many of which concerned potholes.

**INTERNAL/EXTERNAL COMMUNICATIONS**

- Issued 8 press releases/travel advisories in January. All but one were travel advisories or alerts for the Scudder Falls Bridge Replacement Project. The lone exception was an announcement on the completion of the new 500-ton salt storage barn at the Milford-Montague Toll Bridge.
- The Commission website – [www.drjtbc.org](http://www.drjtbc.org) – recorded 8, 221 sessions (visits) in January. The bulk of visits were new users. The bounce rate was normal for a website of the Commission's type.
- Participated in I-95/I-295 Redesignation PR focus WebEx meeting.
- Attended meeting with representative from Greater Easton Development Partnership.
- Attended D&R Bicycle Connector Project meeting in Trenton.
- Drafted biography for Commissioner John Christy, formatted Commissioner's portrait photograph and uploaded/published the combined items on the website; reordered the Pennsylvania Commissioners accordingly
- Exchanged communications with organizer Lauren Murphy of the Lambertville Rotary for a prospective presentation on the Scudder Falls Bridge Replacement Project; to be rescheduled due to snow.
- Provided historical photographs to Delaware River Greenway Partnership to promote upcoming Commission presentation on the history of the New Hope-Lambertville Bridge.
- Culled together prior published reports and articles about a non-active railroad bridge between Phillipsburg and Easton and discussions/proposals to convert the crossing to pedestrian/bicycle use.
- RSVP for January 28 canal meeting and correspond with organizer Jay Watson.
- Contact Jerry Epping of Visit Bucks County concerning potentially misleading bicycling map/brochure his organization funded.
- Inputted various travel restrictions into NJ511/Open Reach system.
- Corresponded with Transcom to expand access for inputting I-78 travel restrictions in Commission's I-78, I-80, Route 22, Route 1, and Route 202 highway approaches in Pennsylvania.
- Updated the Commission's bridges/jurisdictional map to reflect new regional designations – southern, central, and northern. This map has already been utilized in the 2018 Operating Budget. It will be used in a variety of other Commission publications going forward.

**DELAWARE RIVER JOINT TOLL BRIDGE COMMISSION**  
**Meeting of February 26, 2018**

- Conducted research and drafted an authoritative response to a New Jersey resident's inquiry about the origin of the Calhoun Street Bridge's name. Individual was concerned because of a false and unsupported Al-Jazeera online report stating the street and bridge were named for slavery advocate John C. Calhoun. (It makes absolutely no sense that Trenton ever would have sanctioned such an honor for John C. Calhoun.) The origin of the street and bridge name, in fact, is a former Trenton merchant named Alexander Calhoun. The inquiring resident – Dwight Davis – expressed appreciation for the swift and authoritative reply. A subsequent correction was made to an article on NJ.com that links to the false Al Jazeera posting on alleged Confederate place names in northern states. A request for a correction also was sent to Al Jazeera, which scuttled its American operations a year or so ago.
- Swapped out detour maps on the homepage of the Scudder Falls project website.
- Addressed annual billing issue with website service provider Stokes Creative Group and conveyed resolution to IT director John Bencivengo.
- Came to office on MLK holiday to remove emergency I-95 SB lane closure announcements and publicize the availability of two-lane travel for the evening drive time.
- Wrote, vetted and finalized the following articles:
  - I-78 Bridges and Approach Slabs
  - Scudder Falls Project Overview
  - Scudder Falls public involvement
  - 2016 toll hearings
  - Chairman DeGerolamo proclamation and accomplishments
  - New administration building
  - Record traffic
  - Delaware Water Gap garden award/designation
  - ED message
  - Staff listing
  - Statements of Net Position
- Revised the project noise disclaimer on the Scudder Falls website.
- Packaged the online version of the Commission's 2018 operating budget as provided by accounting. This document was posted on the agency's public website, where it will remain available until the 2019 budget is provided.
- Added New Jersey Governor Murphy to the Commissioners page.
- Updated the Commission staff page to reflect changes authorized under the reorganization of the Operations Department.
- Responded to New Jersey motorist concerning potholes on that state's approach to the Scudder Falls Bridge; potholes were in NJDOT's I-95 jurisdiction.
- Edited all pages and content to the I-95 Link website for redesignation of I-95 orphan link in New Jersey and Pennsylvania. Website to go live in February and will be linked from Commission website and Scudder Falls project website.
- Drafted uniform pothole complaint response with Chief Engineer Roy Little.
- Drafted program description, brief biography and assorted current and historical photograph to D&R Canal Watch for purposes of publicizing June presentation on Commission bridge crossings in canal communities.

**DELAWARE RIVER JOINT TOLL BRIDGE COMMISSION**  
**Meeting of February 26, 2018**

- Coordinated with Stephen Schapiro of NJDOT on that agency's advisory concerning emergency paving to address pothole on the New Jersey approach to the Scudder Falls Bridge. Published corresponding motorist alerts on Commission website and Scudder Falls website; also distributed and posted the NJDOT advisory to/on Pennsylvania media and social media outlets.
- Worked with Scudder Falls public involvement consultant, McCormick Taylor, to respond to various project inquiries.
- Provided executive director with contractual information on Stokes CG website consulting and Bellevue Communications Group media consulting.
- Responded to New Hope historian's inquiry regarding trolley/canal crossing.
- Converted/edited SFB project progress presentation and posted as PDF on project website.
- Created 2018 press release folder and moved all releases into this new central file.
- Conveyed an array of Scudder Falls project photographs to Bucks County TMA.
- Drafted program description, brief biography and assorted current and historical photograph to D&R Canal Watch for purposes of publicizing June presentation on Commission bridge crossings in canal communities.
- Conducted research and interviews on former commissioner and 1984-87 Compact attorney David Goldberg for inclusion in 2017 annual report (30<sup>th</sup> anniversary of the current Compact's completed enactment.)
- Corresponded with NV5 engineer conducting feasibility study for D&R canal towpath connection in Trenton/Hamilton; discussed issue with Joe Resta, and provided engineer with Joe Resta's contact information for purposes of setting up a meeting.

**DELAWARE RIVER JOINT TOLL BRIDGE COMMISSION**

**Meeting of February 26, 2018**

**OPERATIONS INDEX  
FOR  
COMMUNITY AFFAIRS**

<b>SUBJECT</b>	<b>DESCRIPTION</b>	<b>PAGE NUMBER</b>
Community Affairs	Status Report Month of January 2018	1-2

DELAWARE RIVER JOINT TOLL BRIDGE COMMISSION  
Meeting of February 26, 2018

Community Affairs Report

January 2018

The following Community Affairs activity took place during January 2018:

**Scudder Falls Public Involvement**

Assisted in review and response to messages received via the Commission and Scudder Falls project websites, as appropriate. There were numerous concerns about potholes, both on Commission property and on New Jersey and Pennsylvania DOT property in the project area. Confirmed with Engineering that pothole repair is being coordinated among the three agencies and relayed information to the customers.

A resident close to the project area on the corner of River Road and Woodside Road in Lower Makefield, PA. is particularly concerned about the noise and light generated from the work site.

**Greater Easton Development Partnership**

Along with Executive Director Joe Resta and Deputy Executive Director Joe Donnelly, met with Jared Mast of the Greater Easton Development Partnership to discuss a proposed concept to repurpose an aging railroad bridge between Phillipsburg and Easton as a pedestrian-only walkway. A variety of other issues also were discussed at the meeting.

**“Trenton Makes the World Takes”**

Provided information/authentication on the Commission’s continued use of the “Trenton Makes The World Takes” to Pennsylvania counsel Stradley Ronon as part of the renewal process on the Commission’s trademark of the century-old sign slogan.

**Rt. 46 Paulins Kill Bridge Replacement**

Attended New Jersey Department of Transportation public officials meeting, to review preliminary plans for replacement of the Route 46 bridge over the Paulins Kill in Knowlton Township. The bridge is located immediately east of the ramp from Portland-Columbia Bridge onto Route 46. Confirmed with Engineering that there are no major projects planned for that area in the near future.

**New Hope- Lambertville (Route 202) Toll Bridge Floor Rehabilitation**

Attended pre-bid meeting for the New Hope-Lambertville (Route 202) Toll Bridge Floor Rehabilitation project.

DELAWARE RIVER JOINT TOLL BRIDGE COMMISSION  
Meeting of February 26, 2018

**Commission Newsletter**

Developed content and photos for winter edition of River Currents newsletter.

**Various Community Relations**

Handled miscellaneous requests from customers regarding toll charges and E-ZPass violation disputes. Spoke to adjoining property owner regarding improvements to property. Answered inquiry from Columbia resident regarding responsibility to clear snow from roadway.

# **DELAWARE RIVER JOINT TOLL BRIDGE COMMISSION**

**Meeting of February 26, 2018**

## **ENGINEERING**

The following Pages reflect the reports on those items assigned to the Engineering Department. Each item is reported separately and page numbered accordingly.



# DELAWARE RIVER JOINT TOLL BRIDGE COMMISSION

## Meeting of February 26, 2018 PROJECT STATUS REPORT

FACILITY	PM/PAM	CONTRACT DESCRIPTION	PAGE NO.
<b>Lower Trenton Toll Supported Bridge</b>	CTH/RWL	<b>Trenton Makes Sign</b> <ul style="list-style-type: none"> <li>Replacement of Sign, Design, C-628A-7</li> <li>Construction Management, C-703A-1</li> <li>Promotional Video, C-703A-2</li> <li>Construction, TS-687A</li> </ul>	1-2
	CAS/RWL	<b>NJ Approach Traffic Signal Upgrades</b> <ul style="list-style-type: none"> <li>Design Contract C-627B-4</li> </ul>	2
	VMF/CAS	<ul style="list-style-type: none"> <li>Construction Contract, TS-699A</li> </ul>	2
<b>Scudder Falls Toll Supported Bridge</b>	KMS/RWL	<b>Scudder Falls Bridge Replacement Project</b> <ul style="list-style-type: none"> <li>Final Design Services, Contract C-660A</li> <li>Construction Contract, T-668A</li> </ul>	3
	CTH/KMS	<ul style="list-style-type: none"> <li>Construction Management, CM-669A</li> </ul>	4
	CLR/KMS	<ul style="list-style-type: none"> <li>Construction Inspection, PA Approaches, CI-671A</li> <li>Construction Inspection, Main River, CI-672A</li> </ul>	4-5
	VMF/CLR/KMS	<ul style="list-style-type: none"> <li>Construction Inspection, NJ Approaches, CI-673A</li> </ul>	5
	KMS/RWL	<b>DMC Services for Construction of the SFB Project</b> <ul style="list-style-type: none"> <li>Oversight of Final Design, C-502A-2I</li> </ul>	5-6
	CTH/KMS	<b>Public Involvement Services</b> <ul style="list-style-type: none"> <li>Design Contract, C-662A</li> </ul>	6-7
	KMS/RWL	<b>Capital Program Management Consultant (CPMC) &amp; Design Management Consultant (DMC) Services for the I-95/Scudder Falls Bridge Improvement Project</b> <ul style="list-style-type: none"> <li>CPMC Services 2016, C-502A-1L</li> </ul>	7
	VMF/CLR/KMS	<b>Interim Deck Repairs</b> <ul style="list-style-type: none"> <li>Construction Contract TS-677A</li> </ul>	7-8
	CAS/RWL	<b>Commission Administration Building at Scudder Falls</b> <ul style="list-style-type: none"> <li>Design Contract, C-707A</li> <li>Construction Management, CM-707A</li> </ul>	8
<b>New Hope-Lambertville Toll Bridge</b>	WMC/RFM	<b>Floor System Rehabilitation</b> <ul style="list-style-type: none"> <li>Design Services, C-702B-2</li> <li>Construction, T-708A</li> </ul>	9
<b>I-78 Toll Bridge</b>	RJZ/RWL	<b>I-78 Toll Bridge Maintenance Garage</b> <ul style="list-style-type: none"> <li>Preliminary, Final, &amp; Post Design Services, C-508A</li> <li>Code Compliance Plan Review and Inspections, C-696A-1</li> <li>Construction Management Services, CM-508A</li> <li>Construction Contract, T-508A</li> </ul>	9-11

**Notes:** Facilities are listed South to North

The first set of initials indicate the Project Manager and the second set of initial indicate the Program Area Manager

Project Manager Legend

WMC – M. Cane  
CTH – C. Harney

RSL – R. Luciani  
VMF – V. Fischer

Program Area Manager Legend

KMS – K. Skeels  
CAS – C. Straccioli  
RFM – Ronald Mieszkowski

RJZ – R. Zakharia  
RLR – R. Rash  
CLR – C. Rood

# DELAWARE RIVER JOINT TOLL BRIDGE COMMISSION

## Meeting of February 26, 2018 PROJECT STATUS REPORT

<b>I-78 Toll Bridge</b>	VMF/CTH/KMS	<b>I-78 Bridges and Approach Slab Rehabilitation</b> <ul style="list-style-type: none"> <li>Design Contract, C-644A</li> <li>Construction Management/Inspection, CM-644A</li> <li>Construction, T-644A</li> </ul>	11-12
	VMF/CTH/KMS	<b>Restriping of the Merge Lanes Exiting the Toll Plaza</b> <ul style="list-style-type: none"> <li>Design Contract, C-628A-8</li> </ul>	12-13
<b>Easton-Phillipsburg Toll Bridge</b>	CTH/RWL	<b>Salt Storage Facility</b> <ul style="list-style-type: none"> <li>Concept Study, C-702B-1</li> </ul>	13
<b>Milford-Montague Toll Bridge</b>	CTH/RWL	<b>Salt Storage Facility</b> <ul style="list-style-type: none"> <li>Design, C-702B-4</li> <li>Construction Management, C-703A-3</li> <li>Construction, T-717A</li> </ul>	13-14
<b>Multiple Facilities and/or Commission-Wide</b>	JRB/RFM	<b>Approach Roadway Improvements at the Centre Bridge-Stockton, New Hope-Lambertville, and Uhlerstown-Frenchtown Toll Supported Bridges</b> <ul style="list-style-type: none"> <li>Design, C-715A-1</li> </ul>	14
	RJZ/RWL	<b>Phase 1 Toll Collection Counting Facilities - District 2 &amp; 3</b> <ul style="list-style-type: none"> <li>Preliminary, Final &amp; Post Design Services, C-696B-1</li> </ul>	15
	WMC/RWL	<b>Electronic Surveillance/ Detection System</b> <ul style="list-style-type: none"> <li>ESS Maintenance Contract, DB-575A</li> </ul>	15
	WMC/RWL	<b>Wireless Video Network Specification &amp; Peer Review</b> <ul style="list-style-type: none"> <li>Design Contract, C-621A-5</li> </ul>	15
	CAS/RWL	<b>Electronic Toll Collection</b> <ul style="list-style-type: none"> <li>Customer Service Center/Violation Processing Center Project, DB-584A</li> </ul>	16
	CAS/RSL	<ul style="list-style-type: none"> <li>Traffic Count Program Upgrade, DR-550A</li> </ul>	16
	CAS/RWL	<b>Electronic Toll Collection System Replacement</b> <ul style="list-style-type: none"> <li>Design, Build, and Maintain, DB-540A</li> <li>Toll System Performance Review and Audit/Operational Assessment, C-701A-3</li> <li>Toll Plaza LED Sign Installation &amp; Integration, C-701A-4</li> </ul>	16-18
	CAS/RWL	<b>Level 3 Investment Grade Traffic &amp; Revenue Forecasts</b> <ul style="list-style-type: none"> <li>C-549AR</li> </ul>	18
	RFM/RWL	<b>Bridge Monitoring System</b> <ul style="list-style-type: none"> <li>Design for Select Bridges, C-628B-6</li> </ul>	18-19
	RJZ/RWL	<b>Buildings &amp; Facilities Energy Conservation Measures</b> <ul style="list-style-type: none"> <li>Preliminary, Final &amp; Post Design Services, C-657A-3</li> <li>Construction, Electrical, T-645A</li> <li>Construction, Mechanical, T-645B</li> </ul>	19-20
	RFM/RWL	<b>General Engineering Consultant Annual Inspections</b>	20

**Notes:** Facilities are listed South to North

The first set of initials indicate the Project Manager and the second set of initial indicate the Program Area Manager

Project Manager Legend

WMC – M. Cane  
CTH – C. Harney

RSL – R. Luciani  
VMF – V. Fischer

Program Area Manager Legend

KMS – K. Skeels  
CAS – C. Stracciolini  
RFM – Ronald Mieszkowski

RJZ – R. Zakharia  
RLR – R. Rash  
CLR – C. Rood

# DELAWARE RIVER JOINT TOLL BRIDGE COMMISSION

## Meeting of February 26, 2018 PROJECT STATUS REPORT

		<ul style="list-style-type: none"><li>• 2015-2016 Annual Inspections, C-684A</li></ul>	
	CAS/RWL	<b>2015-2016 Traffic Engineering Consultant</b> <ul style="list-style-type: none"><li>• C-686A</li></ul>	21

**Notes:** Facilities are listed South to North

The first set of initials indicate the Project Manager and the second set of initial indicate the Program Area Manager

### Project Manager Legend

WMC – M. Cane  
CTH – C. Harney

RSL – R. Luciani  
VMF – V. Fischer

### Program Area Manager Legend

KMS – K. Skeels  
CAS – C. Stracciolini  
RFM – Ronald Mieszkowski

RJZ – R. Zakharia  
RLR – R. Rash  
CLR – C. Rood

# **DELAWARE RIVER JOINT TOLL BRIDGE COMMISSION**

**February 26, 2018  
PROJECT STATUS REPORT**

## **LOWER TRENTON TOLL-SUPPORTED BRIDGE**

### **REPLACEMENT OF “TRENTON MAKES THE WORLD TAKES SIGN” LIGHTING ELEMENTS**

#### **DESIGN**

**Task Order Assignment No. C-628A-7**

Dewberry was issued Notice to Proceed effective November 29, 2016. A project kick-off meeting was held with Dewberry and their sub-consultants, The Lighting Practice & ACT Engineers, on December 2, 2016. Local stakeholder meetings were held on February 1<sup>st</sup> & 2<sup>nd</sup> 2017 briefing attendees on the sign lighting concept and schedule moving forward. The designer submitted final construction bid documents and assisted with bid review/evaluations Dewberry is close to concluding post-design, post-award services.

#### **CONSTRUCTION MANAGEMENT**

**Task Order Assignment No. C-703A-1**

Urban Engineers was issued Notice to Proceed effective June 26, 2017. A project kick-off meeting was held with Urban on July 14, 2017. Urban is providing a part time Project Manager, full time Resident Engineer/Inspector and part time Scheduler through this task order assignment. Urban is close to concluding construction management and inspection activities.

#### **PROMOTIONAL VIDEO**

**Task Order Assignment No. C-703A-2**

Urban Engineers was issued Notice to Proceed effective October 20, 2017. A project kick-off meeting was held with Urban and Stokes on October 20, 2017. Urban is working with Stokes Creative Group to produce a promotional video highlighting the history and relighting efforts associated with the Trenton Makes The World Takes sign.

# **DELAWARE RIVER JOINT TOLL BRIDGE COMMISSION**

**February 26, 2018  
PROJECT STATUS REPORT**

## **CONSTRUCTION Contract No. TS-687A**

At the May 22, 2017 Commissioners Meeting, the Commission awarded Contract TS-687A, Lower Trenton Toll-Supported Bridge, Replacement of Sign Lighting Elements to Carr & Duff, Inc. The Commission issued the full Notice to Proceed effective June 26, 2017.

A project kick-off meeting was held with Carr & Duff on July 14, 2017. Carr & Duff have concluded tasks related to replacing the sign lighting elements. System testing and training are continuing.

## **LOWER TRENTON TOLL-SUPPORTED BRIDGE**

### **NJ APPROACH TRAFFIC SIGNAL UPGRADES Contract No. C-627B-4**

French & Parrello Associates (FPA) prepared a change of plans to include additional pedestrian signal heads on all four corners of the New Warren Street and William Trent Place intersection. The conduits beneath the roadway are full and new wiring cannot be pulled to support the additional signal heads. Upon further investigation with Carr & Duff, there are several existing wires within the conduit that are not being used. Carr & Duff submitted a price for this work and a change order was issued. Completion of this work is underway.

### **Construction Contract No. TS-699A**

Carr & Duff, Inc. (C&D) was awarded this contract at the Commission's March 2017 meeting and issued their full Notice to Proceed effective April 21, 2017.

During this reporting period C&D installed the UPS system in the new auxiliary cabinet attached to the existing control cabinet at the intersection of New Warren St. and William Trent Place. C&D also installed a new pedestrian signal pole, six pedestrian push buttons and four new pedestrian signal heads as part of the extra work requested for the pedestrian signal upgrades at the intersection of New Warren St. and William Trent Place.

# **DELAWARE RIVER JOINT TOLL BRIDGE COMMISSION**

**February 26, 2018  
PROJECT STATUS REPORT**

## **SCUDDER FALLS BRIDGE REPLACEMENT PROJECT**

**FINAL DESIGN  
Contract No. C-660A**

During the January reporting period Michael Baker Jr., Incorporated (Baker) of Hamilton New Jersey, continued their coordination and support with the utility relocation effort in PA and NJ; continued to review and respond to various Requests for Information (RFIs) and submittals from the Contractor and the Construction Manager; and, attended the following meetings: three (3) T-668A Progress Meetings; and, various technical meetings involving design issues with the Contractor and CM/CI team. Baker was also involved in coordinating drainage revisions that impact the PA Delaware Canal with the PA DCNR and the other agencies with oversight.

**Construction  
Contract No. T-668A**

Trumbull Corporation of Pittsburgh, PA (Trumbull) was awarded the Scudder Falls Bridge Replacement Construction Contract T-668A in the amount of \$396,000,000.00 at the Commission's January 30, 2017 Meeting. The Commission issued a full Notice to Proceed on March 3, 2017.

Coordination Meetings continued between the Contractor and the Commission's Project team to discuss Project schedule, progress, and planning for ongoing and/or upcoming construction activities. Trumbull continued to submit Requests for Information (RFI's) and make required project submittals throughout this reporting period. To date there have been a total of 300 Contractor RFIs and 509 Contractor Submittals. Trumbull and the Construction Manager (Hill/Jacobs) have also been coordinating the Baseline CPM Schedule progress updates. The latest schedule submission by Trumbull was Baseline CPM Schedule Update 8R. Comments were provided back to Trumbull, by the CM, on January 31, 2018. Schedule Update No. 9 is due to be submitted the first week of February 2018.

Ongoing construction activities continued, along with the startup of new activities in PA, NJ and the Delaware River. Trumbull has work areas extending throughout the project limits in order to complete parallel activities on the project. During the month of January Trumbull continued with the Main River Bridge trestle causeway in-river construction on the PA side of the river. Work progressed on the Main River Bridge Abutments, Pier 5 and Pier 6 construction in NJ, and Piers 1 and 2 construction in PA. Work continued on the construction of the I-95 Bridges over Taylorsville Road and the Delaware Canal. In addition, work continued on the T-Wall construction within the median of I-95 in PA as well as the NJ I-95 access Ramp C Bridge and Ramp G Bridge Pier construction work.

# **DELAWARE RIVER JOINT TOLL BRIDGE COMMISSION**

## **February 26, 2018 PROJECT STATUS REPORT**

### **CONSTRUCTION MANAGEMENT Contract No. CM-669A**

At the October 31, 2016 Commissioners Meeting, the Commission awarded Contract No. CM-669A, Construction Management Services for the Scudder Falls Bridge Replacement project to Hill International (Hill) of Philadelphia, PA for an amount not-to-exceed \$25,015,066.98. Hill was provided with Notice of Award and Limited Notice to proceed on November 2, 2016. Hill was then issued a Full Notice to Proceed on January 31, 2017, in parallel with the award of the Scudder Falls Bridge Replacement Contract T-668A at the same meeting.

The Hill team continues to supply construction management personnel as necessary, monitor Trumbull's performance and progress, conduct bi-weekly progress meetings, oversee and coordinate the three (3) construction inspection firms, perform utility coordination in NJ & PA, perform schedule reviews, conduct bi-weekly scheduling meetings, maintain document control, perform health and safety inspections, adjust project staffing as required, address material testing and inspection plan requirements, prepare monthly contractor invoices and manage overall project budget.

### **Construction Inspection of PA Approach Contract No. CI-671A**

This Contract is for Construction Inspection (CI) Professional Services for the PA Approach Roadway Improvements portion of the Scudder Falls Bridge Replacement Project, Contract T-668A. TRC Engineers, Inc. (TRC) of Plymouth Meeting, PA was awarded this contract at the February 27, 2017 Commissioners' Meeting; and issued a full Notice to Proceed effective March 29, 2017.

During this reporting period TRC continued supplying inspectors to work on the Project under the supervision of the Construction Manager with four (4) Inspectors on board. Additional Inspectors will be provided as the need arises based on the Contractor's schedule.

### **Construction Inspection of Main River Bridge Contract No. CI-672A**

This Contract is for Construction Inspection (CI) Professional Services for the Main River Bridge portion of the Scudder Falls Bridge Replacement Project, Contract T-668A. WSP/Parsons Brinckerhoff, Incorporated (PB) of Lawrenceville, NJ was awarded this contract at the February 27, 2017 Commissioners' Meeting; and issued a full Notice to Proceed effective March 22, 2017.

During this reporting period PB continued supplying inspectors to work on the Project under the supervision of the Construction Manager with the Contract's full complement of five (5)

inspectors on board. Additional Inspectors may be provided as the need arises based on the Contractor's schedule.



# **DELAWARE RIVER JOINT TOLL BRIDGE COMMISSION**

## **February 26, 2018 PROJECT STATUS REPORT**

### **Construction Inspection of NJ Approach Contract No. CI-673A**

This Contract is for Construction Inspection (CI) Professional Services for the NJ Approach Roadway Improvements portion of the Scudder Falls Bridge Replacement Project, Contract T-668A. Gannett Fleming, Inc. (GF) of South Plainfield, NJ was awarded this contract at the February 27, 2017 Commissioners' Meeting and issued a full Notice to Proceed effective March 29, 2017.

During this reporting period GF maintained the contract's full complement of five (5) inspectors to work on the New Jersey approach portion of this project under the supervision of the Construction Manager. A new inspector from Churchill, IBE Subconsultant to GF, was brought on to replace a temporary GF inspector during this period. GF inspectors are also performing the quality control tests on the concrete that is poured within the New Jersey approach portion of the project. Additional Inspectors may be provided as the need arises based on the Contractor's schedule.

### **DMC SERVICES THROUGH T-668A CONSTRUCTION Task Order Assignment No. C-502A-2I**

AECOM is providing DMC services during the construction of the Scudder Falls Bridge Replacement Project, Contract T-668A, under this Task Order Assignment, which began on April 1, 2017.

The DMC Services include support to the Commission with the following: environmental agency coordination; environmental permitting; environmental monitoring services; construction survey support services; Contracts C-660A and T-668A progress support; and, administration of the three (3) SFB Project Construction Inspection (CI) Contracts.

**Environmental Agency Coordination** – Continuous services providing Project-wide assistance with environmental activities including agency site visits; contractor inquiries associated with existing permits obtained by the Commission; and, monitoring and implementation of existing environmental mitigation stipulations associated with pre-construction project permits and agency agreements.

**Environmental Permitting** - In Pennsylvania, coordination with the USACE and the PADEP regarding a modification to the downstream elevation of the 72" Pipe Jack-and-Bore operation in PA due conflicts with bedrock. The PADEP and the USACE have reviewed the modification and agreed that a permit modification is not required. A meeting was held with the

## **DELAWARE RIVER JOINT TOLL BRIDGE COMMISSION**

**February 26, 2018**

### **PROJECT STATUS REPORT**

Department of Conservation of Natural Resources (PA), to present a proposed drainage design modification adjacent to the Delaware Canal in PA. Further coordination with USACE and NJDEP is ongoing for this modification due to each having oversight in this area.

**Environmental Monitoring Services** – These services are required to take place throughout construction of the SFB Replacement Project to meet Project permit requirements. Services performed during this reporting period included weekly monitoring of the project site for compliance with environmental requirements. Archaeological Monitoring services are also being performed for certain NJ excavation activities in conformance with the Project's Programmatic Agreement although no archaeological monitoring work was performed this reporting period.

**Contracts C-660A and T-668A Progress Support** - DMC services during this reporting period included participation in the work flow for review and distribution of the contractor's submittals and requests for information; ongoing coordination with the Baker Team on RFI and contractor submittal responses; design and/or construction issue trouble-shooting and resolution support with involvement in the various technical issues meetings with the CM and the Contractor; ongoing utility relocation work and existing facility interface coordination support ; utility design coordination between the Commission's District 1 Administration Building Design and SFB Replacement Project construction projects; and, coordination with Commission Operation's and ESS Departments on maintenance of the existing equipment within the SFB Project construction zone.

**CI Contract Administration** – As Project Managers for the three (3) Construction Inspection (CI) contracts on the Scudder Falls Bridge project, coordinated with the CI firms for the supplying of inspectors to the project as requested by the Construction Manager; administer the CI contracts and address any contractual needs.

## **SCUDDER FALLS BRIDGE REPLACEMENT PROJECT**

### **PUBLIC INVOLVEMENT SERVICES**

#### **FINAL DESIGN**

**Contract No. C-662A**

McCormick Taylor, Inc. (MT) was awarded this Public Involvement (PI) Contract at the Commission's September 28, 2015 Meeting, and issued Notice to Proceed effective October 29, 2015. A kickoff meeting was held with MT on November 25, 2015. The Commission provided comments to MT's draft PI plan and is awaiting a revised draft. MT has attended numerous C-660A progress meetings, and has successfully taken responsibility of maintaining the project hotline and website. MT organized and participated in the March 15, 2016 Open House/ No Net

Loss Public Hearing held in Ewing Township and April 27, 2016 Pennsylvania Noise Walls Update Meeting. MT organized and participated in the July 19<sup>th</sup> & 21<sup>st</sup> District I Open House/Toll

# **DELAWARE RIVER JOINT TOLL BRIDGE COMMISSION**

**February 26, 2018  
PROJECT STATUS REPORT**

Hearings held in Ewing Township (NJ) and Lower Makefield Township (PA) respectively. MT also organized and participated in August 2<sup>nd</sup> & 4<sup>th</sup> District II Toll Hearings in Easton (PA) and Phillipsburg (NJ) respectively also and the August 9<sup>th</sup> & 11<sup>th</sup> District III Toll Hearings held in Montague (NJ) & East Stroudsburg (PA) respectively. MT has finalized the open house/toll hearing summary report from these events. MT's public involvement effort focuses on regularly communicating project activities to officials, stakeholders and the public, as well as informing motorists of near-term construction stage travel implications, performing public involvement initiatives and market research activities and development of discussion guides and analysis related the implementation of the new toll, and payment options related to All-Electronic Tolling. MT has finalized a new project specific logo and is updating the project website.

## **CAPITAL PROGRAM MANAGEMENT CONSULTANT (CPMC) & DESIGN MANGEMENT CONSULTANT (DMC) SERVICES FOR THE I-95/SCUDDER FALLS BRIDGE IMPROVEMENT PROJECT**

**CPMC SERVICES – YEAR 2016**  
Task Order Assignment No. C-502A-1L

Task Order Assignment 502A-1L, Capital Program Management Consultant (CPMC) Services for 2016 began in July 2016. AECOM is currently providing one (1) part-time Project Manager to oversee and administer various design and construction projects that are being advanced in the Capital Improvement Program. During this reporting period, CPMC Staff continued to provide the management and oversight of Professional Services Contract C-644A, CM/CI Services Contract CM-644A, and Construction Contract T-644A for the I-78 Roadway Approach/Transition Slabs Rehabilitation and the Rehabilitation of the Cedarville Road Overpass; and, Resident Engineer services and support for construction Contract TS-699A Lower Trenton TSB Traffic Signal Equipment Upgrades.

## **SCUDDER FALLS BRIDGE INTERIM DECK REPAIRS**

**Construction**  
Contract No. TS-677A

Sparwick Contracting, Inc. (SCI) completed all deck repairs and roadway striping by September 8, 2015. SCI's on-call and emergency spall repairs phase of the contract ended with the issuance of Notice to Proceed for the Scudder Falls Bridge Replacement project, T-668A on March 3, 2017.

There was no work performed during this reporting period. SCI's contract will remain open until the end of their contract call-back period which ends on November 20, 2018.

# **DELAWARE RIVER JOINT TOLL BRIDGE COMMISSION**

**February 26, 2018  
PROJECT STATUS REPORT**

## **COMMISSION ADMINISTRATION BUILDING AT SCUDDER FALLS**

**Design  
Contract No. C-707A**

The Purchasing Department issued two (2) requests for quotes (RFQ) for advance work. The first RFQ includes the tree cutting for the site. In order to comply with environmental regulations, it is necessary to complete all tree cutting between September 30<sup>th</sup> and November 1<sup>st</sup> to protect the Indiana Bat. A second RFQ includes the removal and disposal of asbestos containing materials located within the 1799 House. RFQ's were issued to contractors from state lists. Upon receipt of quotations a Purchase Order was issued to the low bidder for the tree cutting work. The design team delineated the area to be cleared in preparation of the contractor mobilizing to the site. Tree cutting is underway, this includes cutting the trees within the delineated area and leaving them on the ground to be removed under the T-707A contract.

Commission Staff worked with Aon and the contractor for the 1799 House asbestos removal on their insurance submission and approval. The Commission's Maintenance Department removed the sink and vanity in the second floor bathroom so the contractor will have access to the asbestos containing materials.

The design team submitted the final plans and specifications package and the documents were reviewed by Commission Staff and our construction management team. Comments from the review were addressed. The design team provided bid documents and the project was advertised on January 10, 2018. A Pre-bid Meeting followed by site visit was held on January 18, 2018. The design team is preparing addendums to the bid documents that include responses to questions from potential bidders.

**Construction Management  
Contract No. CM-707A**

The agreement was executed with Joseph Jingoli & Son, Inc. Jingoli completed several constructability reviews and their comments were provided to the USA Architects design team. A project kickoff meeting and knowledge transfer meeting are scheduled to occur shortly.

# **DELAWARE RIVER JOINT TOLL BRIDGE COMMISSION**

**February 26, 2018  
PROJECT STATUS REPORT**

## **NEW HOPE-LAMBERTVILLE TOLL BRIDGE FLOOR SYSTEM REHABILITATION**

**DESIGN SERVICES  
Task Order Assignment No. C-702B-2**

IH Engineers completed Final Design and provided the Commission with Bid Documents on January 10, 2018 for the implementation of structural steel repairs as well as zone cleaning and painting of structural steel and bearings within vicinity of deck joints. IH Engineers attended the Pre-Bid Conference held on February 1, 2018.

**CONSTRUCTION  
Contract No. T-708A**

The project was publically advertised on January 18, 2018 and a Pre-Bid Conference was held on February 1, 2018 at the New Hope-Lambertville Toll Bridge facility which was attended by seven (7) prospective bidders along with representatives of IH Engineers and Commission staff.

Bids are scheduled to be received on February 22, 2018; after which, a construction contract is anticipated to be awarded at the March Commission meeting.

## **I-78 TOLL BRIDGE MAINTENANCE GARAGE PRELIMINARY, FINAL & POST DESIGN SERVICES C-508A**

This contract is for Preliminary, Final and Post-Design Services for renovations and expansion at the I-78 Maintenance Garage as identified under a Task Order Assignment for Space Utilization Program and Concept Study provided by Bucharthorn, Inc. / BASCO Associates.

Burns Engineering Inc. (BE) was issued Notice of Award and Limited Notice to Proceed effective July 28, 2015, Final Design Submission and Bid Set were received on April 5, 2016, Bids were open on May 10<sup>th</sup>, reviewed by the Consultant, Commission Counsels and Contract Compliance and a Construction Contract Award was made at the June 2016 Regular Monthly Commission Meeting.

Consultant is currently reviewing Close-Out Documents to close this Project.

# **DELAWARE RIVER JOINT TOLL BRIDGE COMMISSION**

**February 26, 2018  
PROJECT STATUS REPORT**

## **CODE COMPLIANCE PLAN REVIEW AND INSPECTIONS Task Order Assignment No. C-696A-1**

Utilizing the Commission's current Facilities Task Order Agreement with Johnson, Mirmiran & Thompson (JMT), this Task Order Assignment is to provide Code Plan Reviews, and Code Compliance Inspections on as needed basis for the I-78 Maintenance Garage Expansion Project. Said services will be provided by a Commonwealth of Pennsylvania Department of Labor and Industry (PA L&I) Certified Third-Party Agency in the appropriate building trade categories and in accordance with the current Uniform Construction Code Inspection Procedures UCC-9.

Kick-Off Meeting was conducted with JMT on February 25, 2016, and the Consultant provided Peer and Code Plan reviews of the Pre-Final Design Submission, attended the pre-final design submission review meeting, reviewed and certified the Final Design Submission to confirm all comments have been addressed.

Consultant attended Construction Kick-Off meeting on July 12, 2016 and is currently attending periodic construction progress meeting and providing all required UCC inspections. Final Inspection was completed and Certificate of Occupancy was issued effective October 16, 2017.

## **CONSTRUCTION MANAGEMENT SERVICES CM-508A**

This contract is for Construction Management (CM) Services in connection with the renovations and expansion of I-78 Maintenance Garage Project. As part of the CM services the Consultant scope of work includes Constructability Review of the Bid Documents during the Pre-Construction phase of T-508A.

STV Inc. (STV) was issued Notice of Award and Limited Notice to Proceed effective March 1, 2016. A meeting was held with the Consultant on March 2<sup>nd</sup> to review the Commission's expectations of the consultant's services during the Pre-Construction phase of T-508A. Constructability Review was provided by the Consultant on the Pre-Final Design Submission, attended its design review meeting on March 21, and reviewed the Final Design Submission to confirm all comments have been addressed.

STV is currently confirming completion of all disciplines' punch lists and the receipt of all acceptable close-out documents and warranties.



# **DELAWARE RIVER JOINT TOLL BRIDGE COMMISSION**

**February 26, 2018  
PROJECT STATUS REPORT**

**CONSTRUCTION  
Contract No. T-508A**

Bracy Construction Inc., was awarded this construction contract at the Commission's June 2016 Meeting. Notice of Award and Limited Notice to Proceed letter was issued effective June 28, 2016. Pre-Construction Meeting was held on July 12<sup>th</sup> and a Notice to Proceed effective date of July 25<sup>th</sup> was issued in accordance with the Contract Specifications.

Contractor completed set-up of the field trailers and temporary facilities, set-up Erosion and Sediment Controls in accordance with the County Conservation District's approved permit, started the demolition activities for Phases 1 & 2 of the Project. Phase 1 Construction Substantial Completion was reached November 11, 2016 as relates to the Commission's salt, brine & magnesium chloride operation. Phase 2 footings, foundation walls, new bearing walls, steel erection under-slab utilities, floor slab, watertight, closing the new building, rough-ins and final mechanical, electrical, plumbing, security, fire alarm, equipment, and exterior veneer installation has been completed. Phase 3 site work, utilities and re-roofing the existing garage, welcome center and Toll Plaza has been completed, existing interior floor slab demolition, under-slab electrical and plumbing, and radiant heating floor slab pour has been completed, CMU partition walls, Mechanical, Electrical Plumbing Final has been completed, wash bay footings, foundations and exterior CMU walls, floor slab, steel erection, and roof steel deck has been completed.

Certificate of Occupancy was received on October 16 for all phases of construction allowing the Commission to occupy and use the entire facility. Contractor is currently addressing punch list items and providing supplemental close-out documents and warranties from various trades for review by the Design Consultant.

## **I-78 BRIDGES AND APPROACH SLABS REHABILITATION**

**Design  
Contract No. C-644A**

Gannett Fleming, Inc. (GF) was awarded this design contract at the Commission's February 2016 Meeting and their Notice of Award/Limited Notice to Proceed was issued effective March 1, 2016. This design project is for the repair of various bridge, pavement and other miscellaneous deficiencies associated with the 13 bridges and approach roadways located within the DRJTBC's jurisdiction on I-78.

During this reporting period, GF continued their post-design phase services of this contract, responding to RFIs and reviewing submittals and attending contractor progress meetings as necessary.

# **DELAWARE RIVER JOINT TOLL BRIDGE COMMISSION**

## **February 26, 2018 PROJECT STATUS REPORT**

### **Construction Management/Construction Inspection Contract No. CM-644A**

Greenman-Pedersen, Inc. (GPI) was awarded this Construction Management/Construction Inspection contract at the Commission's April 2017 Meeting with the Notice to Proceed issued effective May 24, 2017.

During this reporting period, GPI conducted two (2) Schedule Update/Progress Meetings and continued site inspections of the jacking and bearing replacement at the Cedarville Road Bridge, test pits at the CR 519 Bridge and roadway restriping. GPI provided comments to, and accepted, one (1) schedule update, tracked RFIs, correspondence, submittals and shop drawings and review of potential change order documentation. GPI's current staff includes the Resident Engineer and one (1) construction inspector in addition to the part time Project Manager. A part time scheduler and safety consultant, both from Envision, Inc. are providing schedule update reviews and independent site safety inspections respectively.

### **Construction Contract No. T-644A**

J.D. Eckman, Inc. (JDE) was awarded this Construction contract at the Commission's April 2017 Meeting with the Notice of Award/Limited Notice to Proceed issued effective April 26, 2017. JDE received full Notice to Proceed effective May 22, 2017.

During this reporting period, JDE participated in two (2) Schedule Update/Progress Meetings and replaced the bearing at the Cedarville Road Bridge. JDE restriped the eastbound lanes over the SR 611 and Main River Bridges and continued submitting RFIs, submittals, shop drawings, and potential change order documentation. The approach slab replacements and bridge cleaning/painting work will restart in the spring 2018.

## **RESTRIPING OF THE MERGE LANES EXITING THE I-78 TOLL PLAZA**

### **Design Task Order Agreement Contract No. C-628A-8**

Dewberry Engineers, Inc. (DE), through a standing Consultant Engineer Agreement, was requested to provide Engineering Services to design modifications to the existing striping of the merge area west of the I-78 westbound toll plaza. DE was requested to utilize Malick & Scherer, PC. (M&S) for this design effort due to their current involvement as a sub-consultant to Gannett Fleming on the C-644A I-78 Bridges and Approach Slab Rehabilitation Project, whose tasks

include the restriping of the entire I-78 mainline located within the DRJTBC's jurisdiction. The purpose of this restriping design is to provide dedicated through lanes for the two left ORT E-Z

## **DELAWARE RIVER JOINT TOLL BRIDGE COMMISSION**

**February 26, 2018  
PROJECT STATUS REPORT**

Pass lanes continuing after the toll plaza, and have the four right toll lanes merge with the right high speed lane in the vicinity of the Morgan Hill Road Interchange.

This design has been incorporated into the I-78 Bridges & Approach Slab Rehabilitation Construction Contract T-644A by Gannett Fleming, under Professional Services contract C-644A.

During this reporting period, M&S continued their post-design services phase of this Task Order Assignment for construction contract T-644A.

### **EASTON-PHILLIPSBURG TOLL BRIDGE**

#### **SALT STORAGE FACILITY CONCEPT STUDY Task Order Assignment No. C-702B-1**

This Task Order Assignment is to perform a feasibility study for constructing a new salt storage facility to meet the needs at E-P Toll Bridge and to evaluate three potential sites for placement.

Field assessments were performed in March and a draft feasibility report was submitted in April. Comments have been generated and shared with the Consultant. The Commission's comments have been addressed in the final report. A task order problem statement requesting final design and post design services has been forwarded to IH Engineers. NOTE: This assignment can be removed from this report.

### **MILFORD-MONTAGUE TOLL BRIDGE**

#### **SALT STORAGE FACILITY - DESIGN Task Order Assignment No. C-702B-4**

IH Engineers was issued Notice to Proceed effective June 23, 2017. A project kick-off meeting was held with IH on July 23, 2017 with operations and supervisory staff in attendance. This Task Order Assignment is to perform final design for constructing a new salt storage facility to meet the needs at M-M Toll Bridge in the general footprint of the existing damaged/undersized building.

The designer submitted final construction bid documents and assisted with bid review/evaluations IH provided the Commission final conformed documents and are currently providing post-design, post-award services.

# **DELAWARE RIVER JOINT TOLL BRIDGE COMMISSION**

**February 26, 2018  
PROJECT STATUS REPORT**

## **CONSTRUCTION MANAGEMENT Task Order Assignment No. C-703A-3**

Urban Engineers was issued Notice to Proceed effective October 16, 2017. A project kick-off meeting was held with Urban on October 16, 2017. Urban provided a part time Project Manager, full time Resident Engineer/Inspector and part time Scheduler throughout this task order assignment. Urban attended a kick-off meeting with the contractor (Bracy), conducted job progress meetings and performed construction management and inspection activities. Field activities are on hold due to weather restrictions until mid-March at which time Urban will return to perform CM duties until project completion.

## **CONSTRUCTION Contract No. T-717A**

At the September 25, 2017 Commissioners Meeting, the Commission awarded Contract T-717A, Milford-Montague Toll Bridge, Salt Storage Building to Bracy Construction, Inc. The Commission issued a Limited Notice to Proceed effective September 25, 2017.

An on-site project coordination meeting was held with Bracy and their subcontractors on October 3, 2017. The Commission issued the full Notice to Proceed effective October 12, 2017.

A project kick-off meeting was held with Bracy on October 19, 2017. The new salt storage building which is substantially complete and is being used to store salt for the remainder of the winter. Bracy will return in mid-March to complete the remaining weather sensitive contract items.

## **APPROACH ROADWAY IMPROVEMENTS AT THE CENTRE BRIDGE – STOCKTON, NEW HOPE – LAMBERTVILLE, AND UHLERSTOWN – FRENCHTOWN TOLL-SUPPORTED BRIDGES**

### **(DESIGN) Task Order Assignment C-715A-1**

Under this Task Order Assignment (TOA) the Consultant, Pennoni, Inc. (Pennoni), is providing professional services for the design of approach roadway improvements at the Centre Bridge – Stockton, New Hope – Lambertville, and Uhlerstown – Frenchtown Toll-Supported Bridges. Improvements include select roadway repaving, re-striping, three (3) ADA ramps, replacement of six (6) inlets, curbing repair and patching/coating of a retaining wall. Notice to proceed was given on September 25, 2017. A kick off meeting was held on October 3, 2017. Field visits occurred September 28 through October 3. Progress Meeting No. 1 was held on Friday, November 3. A progress / 60% submission review meeting was held on November 29. Pennoni is working on submission of the final design package.

# **DELAWARE RIVER JOINT TOLL BRIDGE COMMISSION**

**February 26, 2018  
PROJECT STATUS REPORT**

## **PHASE 1 TOLL COLLECTION COUNTING FACILITIES**

**PRELIMINARY, FINAL & POST DESIGN SERVICES  
C-696B-1**

Utilizing the Commission standing Consulting Engineer Task Order Agreement with French & Parrello Associates (FPA), this Task Order Assignment is to obtain engineering preliminary, final, and post design services to support the Commission needs for Toll Counting facilities at I-78, Easton Philipsburg, and Delaware Water Gap Toll Bridge Facilities.

As a part of a fast track implementation plan, Kick-Off Meeting was conducted with FPA on October 20, 2016, at which time the Consultant provided pre-schematic design sketches to expedite Commission's input on the same. The Consultant collected Project related record documents after this meeting, conducted site visits on October 25<sup>th</sup> at all three locations. Schematic Design Submission was received on November 9<sup>th</sup>, 2016 and a submission review meeting was held on November 14<sup>th</sup> sharing the Commission's comments with the Consultant. Final Design Submission was received December 30, 2016 and a design submission review meeting was conducted on January 9, 2017 and revised documents were received January 19, 2017.

## **ELECTRONIC SURVEILLANCE / DETECTION SYSTEM**

**ESS MAINTENANCE CONTRACT  
Contract No. DB-575A**

Schneider Electric Building Americas, Inc. continues to provide maintenance services in support of the Electronic Surveillance / Detection System under the direction of the Commission's Electronic Security and Surveillance Staff, who operate the system from the Primary Control Center located at the New Jersey State Police's Regional Operation and Information Center (ROIC) in West Trenton, New Jersey.

**WIRELESS VIDEO NETWORK SPECIFICATION AND PEER REVIEW  
Contract No. C-621A-5**

Sentinel Consulting is supporting the Commission's efforts on upgrading the wireless communication system at the I-78/611 site to address current and future needs. Review comments for the wireless survey report were provided to Schneider Electric Building Americas, Inc.

# **DELAWARE RIVER JOINT TOLL BRIDGE COMMISSION**

**February 26, 2018  
PROJECT STATUS REPORT**

## **ELECTRONIC TOLL COLLECTION SYSTEM**

### **CUSTOMER SERVICE CENTER/VIOLATION PROCESSING CENTER PROJECT DB-584**

The new NJ Customer Service Center (CSC) is live. The New Jersey Turnpike Authority (NJTA), as the lead agency, is facilitating all meetings with the other agencies and Conduent.

### **TAFFIC COUNT PROGRAM UPGRADE DR-550A**

A Purchase Order was issued to Signal Service, Inc., West Chester, PA for the traffic counters, server and additional materials. Signal Service is a member of the Pennsylvania Department of General Services COSTARS Program (Cooperative Purchasing Contract No. 4400012659). The COSTARS Program sets the pricing for the traffic counters, auxiliary equipment, and software to be purchased.

The server that includes the software and traffic database currently resides with RTI for on-going configuration and we are accessing the data remotely. RTI is upgrading the software on the server. Upon completion of the upgrade, the server will be delivered to the Commission.

Commission Staff prepared packages to be placed in the control cabinet at each site. The package includes relevant information for maintaining the equipment. Commission Staff is working with Signal Service to prepare a change order that includes a data gap filling software and annual maintenance of the system.

### **ELECTRONIC TOLL COLLECTION SYSTEM REPLACEMENT DESIGN, BUILD AND MAINTAIN Contract No. DB-540A**

TransCore is addressing punch list items, final project documentation and as-built drawings. Project Provisional Acceptance was issued on August 16, 2017 and the project is transitioning into the maintenance phase.

TransCore implemented a plan to improve system performance, focusing on vehicles classifications. The plan included revisiting each lane, checking all equipment connections/configurations and tuning the equipment to increase performance levels. The RK&K team conducted several additional system audits to determine the level of performance. The vehicle classification system is still performing lower than the requirements included in the



## **DELAWARE RIVER JOINT TOLL BRIDGE COMMISSION**

**February 26, 2018  
PROJECT STATUS REPORT**

contract. TransCore is testing a new software build at their test facility and upon successful completion, it will be deployed to the lanes. Once the new software is released, we will request the RK&K team to verify its success by completing additional transaction audits.

TransCore replaced the primary hard drive at each lane controller. This was completed to address reoccurring lane system freezes. Next they will replace the hard drives in the AVI blades for the transponder readers.

TransCore and Commission Staff met to review the remaining open issues related to the system generated reports. A list was provided to TransCore to address.

TransCore, Commission Staff and the construction management team for the Scudder Falls Bridge Replacement met to begin coordinating the All Electronic Tolling (AET) system installation.

Commission Staff, TransCore and the RK&K team meet monthly to review and discuss system operational and maintenance items.

### **ELECTRONIC TOLL COLLECTION / TOLLING TASK ORDER CONSULTANT**

#### **TOLL SYSTEM PERFORMANCE REVIEW AND AUDIT / OPERATIONAL ASSESSMENT Task Order Assignment No. C-701A-3**

TransCore completed the transition of the Commission's electronic toll collection system. During the transition, system commissioning tests were performed and the Commission conducted on-going reviews of system performance on an ad-hoc basis, identifying issues for TransCore to review and resolve. As part of the Technical Requirements an Operational Test is required to ensure that the software and hardware function with intended and required availability and performance. Under this task order assignment, the RK&K team will verify that the toll system accurately calculates toll charges, accurately processes violations, E-ZPass transactions, vehicle classification and license plate capture.

TransCore implemented a plan to improve system performance, focusing on vehicles classifications. The plan included revisiting each lane, checking all equipment connections/configurations and tuning the equipment to increase performance levels. The RK&K team conducted several additional system audits to determine the level of performance. The vehicle classification system is still performing lower than the requirements included in the contract. TransCore is testing a new software build at their test facility and upon successful completion, it will be deployed to our lanes. Once the new software is released, we will request the RK&K team to verify its success by completing additional transaction audits.

## **DELAWARE RIVER JOINT TOLL BRIDGE COMMISSION**

**February 26, 2018  
PROJECT STATUS REPORT**

### **ELECTRONIC TOLL COLLECTION SYSTEM REPLACEMENT: TOLL PLAZA LED SIGN INSTALLATION AND INTEGRATION Task Order Assignment No. C-701A-4**

The RK&K completed the inspection services related to the Daktronics LED toll plaza canopy sign installation at the New Hope – Lambertville, Easton – Phillipsburg, Portland – Columbia and Milford – Montague Toll Bridges. The sign installation is complete and they are integrated with the electronic toll collection system. The RK&K team reviewed the as-built drawings and comments were provided to TransCore to address.

### **LEVEL 3 – INVESTMENT GRADE TRAFFIC AND REVENUE FORECASTS**

Contract No. C-549AR

There is no activity on this project to report.

### **BRIDGE MONITORING SYSTEM DESIGN FOR SELECT BRIDGES Task Order Assignment C-628B-6**

Under this Task Order Assignment (TOA) the Consultant, the Louis Berger Group, Inc. (Berger), is providing professional services for the design of the installation of overweight / oversized vehicle detection linked to alarms, signage and camera to discourage the passage of these vehicles over selected bridges. Notice to proceed was given on December 15, 2015; kick off meeting was held on January 15, 2016. Existing plans were transmitted to Consultant in order to start construction plan preparation. Consultant conducted field visits to all five bridge sites February 18 & 19, 2016. A Meeting was held with IT and ESS on March 7, 2016 to discuss possible location of over height sensors and connectivity to existing communication systems. Plans showing proposed location of over height sensors, cameras and new weight restriction signing have been submitted and reviewed.

Based on review comments, locations will be adjusted and a field meeting with ESS will be scheduled to verify and finalize camera locations. Due to the departure of personnel, Berger submitted the name and qualifications of a new project manager which has been accepted by the Commission. Meeting is being scheduled to revise scope and discuss utilization of new communication infrastructure. As a result of the recent critical fracture of a truss member resulting in the closing of a PA Turnpike bridge, the scope of this contract was expanded. It has been decided to install sensors on all five bridges in the task order and to add the Milford Montague Bridge to the assignment. A revised scoping meeting was held on February 28<sup>th</sup> and a revised cost will be submitted. Cost for revised scope was submitted March 22 and was deemed excessive. Revised

# **DELAWARE RIVER JOINT TOLL BRIDGE COMMISSION**

**February 26, 2018  
PROJECT STATUS REPORT**

cost estimate was submitted on March 28 and has been accepted. Pre-Final Plans were submitted on Wednesday, November 1, 2017. The prefinal plans were not as complete as required. Comments were given to the Consultant and revised plans and specifications are scheduled to be resubmitted the end of January. Final check of field conditions was done the last week of January. The prefinal plans will be resubmitted in the next couple of weeks.

## **BUILDINGS & FACILITIES ENERGY CONSERVATION MEASURES**

**PRELIMINARY, FINAL & POST DESIGN SERVICES  
C-657A-3**

Utilizing the Commission standing Consulting Engineer Task Order Agreement with Joseph Jingoli & Son, Inc. (JJS), this Task Order Assignment is to obtain engineering preliminary, final, and post design services to implement the Energy Conservation Measures (ECM) identified in an ASHRAE Level 3 Energy Audit prepared under Task Order Assignment No. C-657A-1 at all of the Commission's seven (7) Toll Bridge facilities.

A Kick-Off Meeting was conducted with JJS on November 21, 2016, record room site visits, and field surveys of the seven toll bridges has been completed. Progress meeting was conducted on February 1, 2017, reporting field observations and conditions in advance of a Schematic Design submission was received February 28, 2017 and a design review meeting was conducted with the consultant on March 21, and a Final Submission was received on April 24, 2017 addressing Commission's comments. Public Bid Advertisements for an Electrical and a Mechanical Construction Contracts were posted on May 9<sup>th</sup>, bids were publically opened on June 8<sup>th</sup> & June 13<sup>th</sup> respectively. Bids received from the low bidder of each Contract was reviewed by JJS, Commission Staff and Counsels, and found to be responsive. Construction Contracts Awards were made for each of the two (2) Contracts at the Commission's June 26<sup>th</sup> regular Monthly Meeting and Consultant is currently providing Post Design Services answering Contractors' Requests for Information, reviewing submittals and attending bi-weekly Progress Meetings.

**CONSTRUCTION  
Contract No. T-645A**

MJF Construction Inc., was awarded this construction contract at the Commission's June 2017 Meeting. Notice of Award and Limited Notice to Proceed letter was issued effective June 27, 2017. Notice to Proceed effective date of July 24<sup>th</sup> was issued in accordance with the Contract Specifications and Pre-Construction Meeting was held on July 27<sup>th</sup>.

Contractor currently continues to prepare submittals for review by the engineer and performing site reconnaissance at Each Toll Bridge facility. Long lead delivery material had

## **DELAWARE RIVER JOINT TOLL BRIDGE COMMISSION**

### **February 26, 2018 PROJECT STATUS REPORT**

been ordered. Interior lighting replacement activities have started at all Toll Bridges and exterior lighting replacement has started at the Trenton Morrisville Toll Bridge facility.

#### **CONSTRUCTION Contract No. T-645B**

Schneider Electric Buildings Americas, Inc., was awarded this construction contract at the Commission's June 2017 Meeting. Notice of Award and Limited Notice to Proceed letter was issued effective June 27, 2017. Pre-Construction Meeting was held on August 11<sup>th</sup> and a Notice to Proceed effective date of August 16<sup>th</sup> was issued.

Contractor currently preparing submittals for review by the engineers and performing site reconnaissance at Each Toll Bridge facility. Long lead delivery material had been ordered and Construction activities have started at Milford Montague.

#### **GENERAL ENGINEERING CONSULTANT 2015-2018 ANNUAL INSPECTIONS C-684A**

As the Commission's General Engineering Consultant (GEC), Cherry, Weber & Associates (CWA) is providing Annual Inspection Services for the Toll-Supported Bridges in 2016. CWA was provided with Notice to Proceed on March 23, 2015. On November 21, 2016, the Commission, via Resolution 3090-11-16, extended CWA's contract to perform GEC services and inspections in 2017 & 2018. A kick-off meeting was held on March 21, 2017 for the 2017 Toll Bridge Inspections at the Delaware Water Gap Toll Bridge Administration Building and attended by representatives from District 1, District 2, District 3, Operations, Engineering, and CWA. A progress meeting was held on June 9.

Interim inspections have been completed at all of the required (load posted) Toll-Supported Bridges and Inspections of all seven (7) Toll Bridges have been completed. The draft Maintenance Report was submitted on September 8 and is currently under review by Commission Maintenance & Operations. A review meeting was held with District 1 on October 16 and Districts 2 & 3 on October 23. The draft Annual Inspection Report was submitted on September 25 and it is currently under review by Engineering. Sign retro-reflectivity inspections were performed on October 10 in District 2, October 12 in District 1, and October 18 in District 3. The approved 2018-2019 Capital Plan was provided to CWA after December's Commission meeting to be incorporated into the Annual Inspection Report. CWA has submitted the Draft Final Annual Inspection Report Maintenance Reports to the Commission for review and has received comments and will be finalizing the reports.

**DELAWARE RIVER JOINT TOLL BRIDGE COMMISSION**

**February 26, 2018  
PROJECT STATUS REPORT**

**2015-2016 TRAFFIC ENGINEERING CONSULTANT  
Contract No. C-686A**

2017 traffic data from the Commission's Toll and Toll Supported Bridges were provided to Pennoni Associates for analysis. Additionally, information regarding Commission projects that may have impacted traffic in 2017 or may impact traffic in 2018 on our bridges was provided to Pennoni Associates. December 2017 traffic data was provided to Pennoni Associates. Pennoni Associates is compiling the traffic data for 2017 so they may prepare the 2018 forecasted data and traffic engineering report.

# **DELAWARE RIVER JOINT TOLL BRIDGE COMMISSION**

**Meeting of February 26, 2018**

## **OPERATIONS**

The following Pages reflect the reports on those items assigned to the Operations Department. Each item is reported separately and page numbered accordingly.



**DELAWARE RIVER JOINT TOLL BRIDGE COMMISSION**

**Meeting of February 26, 2018**

**Operations Report Index**

**Maintenance and Toll Operations**

<b>SUBJECT</b>	<b>DESCRIPTION</b>	<b>PAGE NUMBER</b>
Maintenance and Toll	Status report Month of January, 2018	1-7

**DELAWARE RIVER JOINT TOLL BRIDGE COMMISSION**  
**Meeting of February 26, 2018**

**MAINTENANCE AND TOLL OPERATIONS**  
**MONTH OF JANUARY 2018**

- Senior Director of Maintenance and Toll and Director of Maintenance conducted interviews for the Fleet Supervisor position at the Trenton Morrisville and Easton Phillipsburg facility.
- Attended C-519A - Southern Operations & Maintenance Facilities Improvements Technical Evaluation Committee (SSC) meeting held at Trenton Morrisville Toll Bridge.
- Attended meeting to discuss Munis workflow for Toll, Maintenance and Toll Supported Bridge locations held at Trenton Morrisville Toll Bridge.
- Attended meeting with the Fleet Manager to discuss vehicle specifications and road temperature gauges for 2017 vehicles held at Easton Phillipsburg Toll Bridge.
- Attended meeting with Director of Maintenance and Deputy Executive Director of Operations to discuss Trenton Morrisville preventative maintenance reports from Elliott Lewis held at Trenton-Morrisville Toll Bridge Facility.
- Attended meeting with Director of Toll operations to review 2018 vacation memorandum revisions held at Easton Phillipsburg Toll Bridge.
- Attended meeting DB-540A Electronic Toll Collection System Replacement (Monthly Maintenance Meeting) held at Trenton Morrisville Toll Bridge.
- Attended meeting at to discuss TTS-723A On Call Beam Guide Rail and Attenuator (Bid Opening) held at Trenton Morrisville Toll Bridge.
- Prepared summary report and resolution for the New Hope Lambertville maintenance garage floor resurfacing project.
- Reviewed job descriptions for Maintenance Worker I, II, and III Operations department and submitted revisions to Human Resource department.
- Reviewed the Accident Log/Property Damage Reports for the month of January, 2018. Forwarded the monthly report to the Director of Human

**DELAWARE RIVER JOINT TOLL BRIDGE COMMISSION**  
**Meeting of February 26, 2018**

Resources, Insurance Administrator, Comptroller and Deputy Executive Director of Operations.

- Attended T-645B - Buildings & Facilities Energy Conservation Measures – Electrical / Lighting progress meeting at New Hope Toll Bridge Facility.
- Attended C-657A-3 Buildings & Facilities Energy Conservation Measures Implementation Mechanical & Electrical Design progress meeting at New Hope Toll Bridge.
- Oversaw and monitored activities for the Motorist Assistance Program during the month of January, 2018. Forwarded the monthly report to the Executive Director of Operations.
- Prepared monthly Maintenance and Toll report for January 2018 staff agenda meeting held at New Hope Lambertville administration meeting.
- Attended monthly Staff/Operations meeting for January 2018 held at New Hope Toll Bridge Facility.
- Prepared and forwarded report of Use of Commission Facilities for the month of January, 2018 to the Deputy Executive Director of Operations.

**Maintenance Operations**

- Director of Maintenance and Deputy Director of Maintenance continued site visits to various facilities to make certain policies
- Maintenance crews reported for duty to plow snow and salt roadway at Northern, Central and Southern regions as needed.
- Maintenance crews continued snow preparations by making brine solution and preparing vehicles and equipment for winter snow operations.
- Trenton Morrisville maintenance staff began construction of new office for Toll Supported Bridge Assistant Coordinators at Trenton Morrisville.
- Trenton Morrisville maintenance staff began construction of new office for Fleet Supervisor at Trenton Morrisville. Maintenance facility.
- New Hope Lambertville maintenance crews repaired potholes at the New Hope Lambertville bridge and Scudders Falls bridge

**DELAWARE RIVER JOINT TOLL BRIDGE COMMISSION**  
**Meeting of February 26, 2018**

- Director of Maintenance met with a cleaning service vendor to discuss cleaning services for I-78 Welcome Center held at I-78 Administration Building.
- I-78 maintenance crews installed new flooring in Administrative Assistant and Director of Toll offices.
- I-78 maintenance crews installed new lockers in the women's locker room at the I-78 toll Bridge.
- Easton Phillipsburg maintenance crews completed renovation of new office for First Senior Director of Operations and Director of Training and Safety.
- Easton Phillipsburg maintenance crews began making renovations to the old Easton Phillipsburg vault by removing vault door, painting and installing new flooring.
- Easton Phillipsburg maintenance crews ran conduit and installed monitors for ESS camera viewing in the office of the Senior Director of Maintenance and Toll.
- Portland-Columbia maintenance crews fabricated template for light pole base bolt pattern.
- Delaware Water Gap maintenance crews demolished concrete pad, prepared area in old garage for the installation of new shelving.
- Delaware Water Gap maintenance crews transported salt for Portland Columbia salt storage facility to Milford-Montague salt storage facility.
- Milford-Montague maintenance crews repaired pot holes on bridge deck and roadway.
- Milford-Montague maintenance crews removed temporary salt bin and transported salt into new salt facility.

**Toll Operations**

- Director of Toll and Deputy Director posted 2018 vacation selection memorandum and selection list at all Toll Bridge locations.
- Director of Toll completed draft of Toll Lieutenant Test questions will submit to Human Resource for review.

**DELAWARE RIVER JOINT TOLL BRIDGE COMMISSION**  
**Meeting of February 26, 2018**

- Director of Toll has completed revisions to the Sergeants and Corporals test questions to reflect new toll system requirements.
- Toll operations hired five full time toll collectors for positions for Southern and Northern regions.
- Director of Toll and Deputy Director continued to monitor and address all Transcore issues during the month of December.
- Toll Operations continued work on providing assistance to Trenton Morrisville banking room operations and provided options to continue process without disruption.
- Director continues to review minimum staffing levels for all shifts at each toll location and will make changes as needed.
- Director continues to attend Electronic Toll Collection monthly maintenance meetings held at Trenton Morrisville facility.

**Daniel Pascuillo, Regional Maintenance Supervisor, New Hope-Lambertville**

[illegible][illegible][illegible]

## Central Region

**LeVar Talley, Director of Maintenance**

**Richard Taitt Deputy Director of Maintenance**

**Robert Varju, Regional Maintenance Supervisor. I-78**

**Mark W. Dilts, Regional Maintenance Supervisor, Easton-Phillipsburg**

## Easton-Phillipsburg Toll Bridge

[illegible]

## I-78 Toll Bridge

[illegible]

### Northern Division Toll Supported Bridges

[illegible]



## Northern Region

**LeVar Talley, Director of Maintenance**

**Richard Taitt Deputy Director of Maintenance**

**James Gower, Regional Maintenance Supervisor**

### Portland-Columbia Toll Bridge

[illegible]

## Delaware Water Gap Toll Bridge

[illegible]

## Milford-Montague Toll Bridge

[illegible]



**Monthly Motor Assistance Program Report**  
**January 2018**

		AAA Called	Tire Ass't	Cleared Vehicle	Unleaded Gas	Diesel Fuel	Jump Start	Radiator Fill	Washer Fill	Cell Phone	Traffic Control	Transport Motorist	Other
1/2018	1	TM	4	6	2		1				1		1
		Dist Total	4	6	2		1				1		1
	2	EP		1							2		
		I78	1	4	1						7		4
		Dist Total	1	5	1						9		4
	3	PC									1		
		Dist Total									1		
		Grand Total	5	11	3		1				11		5

**DELAWARE RIVER JOINT TOLL BRIDGE COMMISSION**

**Meeting of February 26, 2018**

**USE OF FACILITIES REQUEST REPORT**

**MONTH OF JANUARY 2017**

<b>SUBJECT</b>	<b>DESCRIPTION</b>	<b>PAGE NUMBER</b>
Use of Facilities	Use of Facilities Request-Month of January 2018	1

**DELAWARE RIVER JOINT TOLL BRIDGE COMMISSION**

**Meeting of February 26, 2018**

**PROPERTY REPORT**

**Use of Commission Facilities**

<b>Facility</b>	<b>Organization</b>	<b>Date/Time</b>	<b>Description of Use</b>
New Hope Toll Bridge Facility	Skoda Contracting Company	September 8, 2017 through March 18, 2018	DI-Skoda Contracting (Commission Property Use)
Easton Phillipsburg Toll Bridge Facility ( Snyder St.)	Pennsylvania Department of Transportation	January 22 -24, 2018	UOF 2018-Central Region - Sign Installation "Welcome to PA"

**DELAWARE RIVER JOINT TOLL BRIDGE COMMISSION**  
**Meeting of February 26, 2018**

**OPERATIONS INDEX**  
**FOR**  
**PUBLIC SAFETY AND BRIDGE SECURITY**

<b>SUBJECT</b>	<b>DESCRIPTION</b>	<b>PAGE NUMBER</b>
Public Safety and Bridge Security	Status Reports – Month of January 2018	1-20

# **DELAWARE RIVER JOINT TOLL BRIDGE COMMISSION**

**Meeting of February 26, 2018**

## **PUBLIC SAFETY AND BRIDGE SECURITY MONTH OF JANUARY 2018**

The below-listed items represent meetings, communications, tasks, and projects involving the Public Safety and Bridge Security Department:

### **Radio System**

- During the month of January 2018, Public Safety and Bridge Security (PSBS) personnel continued working to complete the radio upgrade. Monetary and space negotiations continue with Crown Castle, USA, owners of the Solebury, PA tower.
- PSBS personnel are awaiting a proposed agreement from DRJTBC attorneys regarding the leasing of the Gravel Hill IR site.
- PSBS personnel alone, and in conjunction with the New Jersey State Police investigated various other DRJTBC radio issues both during and after normal working hours.
- PSBS personnel continue to work with the Districts and IT to update the Cartegraph radio inventory database.

### **Access Control System**

- During the month of January 2018, PSBS continued to work with Engineering to utilize the employee ID badge in conjunction with the new "Gas Boy" fuel distribution system.
- During the month of January 2018, PSBS personnel worked with General Supply (Commission's locksmith) to address various lock issues.
- In January 2018, PSBS personnel created ID badges and toll cards for new employees.
- During the month of January 2018, the ACS database was audited and pictures were updated for employees and contractor cards. Various other employee ACS rights were updated and/or changed at the request of supervisors.
- Various door alarms and ACS issues were addressed both during and after normal working hours.

# **DELAWARE RIVER JOINT TOLL BRIDGE COMMISSION**

**Meeting of February 26, 2018**

## **PUBLIC SAFETY AND BRIDGE SECURITY MONTH OF JANUARY 2018**

### **Public Safety & Bridge Security**

- During the month of January 2018, PSBS personnel continued to work with Schneider Electric on various new Capital Projects, pending projects and current construction projects.
- During the month of January 2018, PSBS personnel continued working with Engineering on the new Scudder Falls facility and the renovations to the I-78 administration building.
- During the month of January 2018, the ESS Primary Control Center continued monitoring and evaluating Telegra analytics. Telegra analytics were added to the Upper Black Eddy Bridge for evaluation.
- During the month of January 2018, PSBS and Purchasing continue to work with Comcast to activate the bandwidth network that will run the cameras at the Scudder Falls Park and Ride.
- PSBS personnel reviewed and purged the ESS video storage database that contains copies of videos requested by DRJTBC personnel and outside agencies.
- PSBS personnel worked during, and after normal working hours on numerous issues and problems raised by Commission members.
- The PSBS Primary Control Center (PCC) continues to operate 24/7 and detected, documented, and assisted the District bridges with various emergencies, traffic, and security related incidents. To date the PCC initiated and recorded 11 Snow Operations Reports and events for the 2017/2018 winter season.
- During the month of January 2018, PSBS personnel worked with several police departments and DRJTBC personnel on various inquiries and investigations. As a result, PSBS personnel investigated and processed twenty five video requests. Please see the attached "ESS Request Video Report" for a summary of information on each request.

### **Miscellaneous**

- On January 3<sup>rd</sup> 2018, PSBS personnel assisted with the Snow Operations Training for Toll and Maintenance personnel.



# **DELAWARE RIVER JOINT TOLL BRIDGE COMMISSION**

**Meeting of February 26, 2018**

## **PUBLIC SAFETY AND BRIDGE SECURITY MONTH OF JANUARY 2018**

- On January 9<sup>th</sup> 2018, PSBS personnel attended a meeting to discuss the generator upgrade project status
- On January 10<sup>th</sup> 2018, PSBS conducted interdepartmental training on Genetec video surveillance and access control systems/refreshers training.
- On January 11<sup>th</sup> 2018, PSBS personnel attended the DRJTBC Staff and Operations Meeting at the New Hope Executive Headquarters.
- On January 19<sup>th</sup>, 25<sup>th</sup> & 26<sup>th</sup> 2018, PSBS conducted interdepartmental training with Bridge Monitors on commission policies, procedures, radio usage and the operational reorganization.
- On January 22<sup>nd</sup> 2018, PSBS personnel attended a meeting with Mr. Hill to discuss the road temperature reading procedure.
- During the month of January 2018, PSBS personnel continued working with Purchasing to finalize the emergency lighting and equipment specifications for the Commission's new response vehicle(s).
- During the month of January 2018, PSBS personnel continued working with Purchasing regarding the acquisition of Bridge Monitor uniforms and badges.
- During the month of January 2018, PSBS personnel continued to work with Delmar Lock Company to design an acceptable cash fund locker.
- During the month of January 2018, PSBS personnel attended several meetings concerning the new reorganization of the department. Several meetings were informational sessions with all the current Bridge Monitors.
- PSBS personnel have initiated a study concerning the placement of toll supported bridge weight limit signs in an attempt to further limit the number of oversize vehicles that approach the Commission's weight restricted bridges.

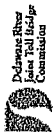


## ESS Request Video

Report Month: 1/1/2018-1/31/2018

Report Run Date: 2/1/2018

ID	Request Date	Request Agency	Requestor	Location	Incident Type	DRJTBC Requestor
1469	1/1/18	DRJTBC	D Stites - PCC	DWG	Motor Vehicle Accident	Denis Stites
1470	1/5/18	Upper Makefield PD	Ofc. Gerard Russi	Washington Crossing	Motor Vehicle Accident	Matt Jones
1471	1/12/18	Newtown Twp. Police Dept.	Detective Dan Bartle	Washington Crossing	Theft	Nicholas Knechel
1472	1/15/18	Newtown PD	Det. Dan Bartle	Scudder Falls	Burglary	Matt Jones
1473	1/17/18	Newtown Police Department	Detective Dan Bartle	Washington Crossing	Burglary	Nicholas Knechel
1474	1/18/18	Andover Twp. Police Dept.	Det. Bob Youngs	DWG	Police Investigation	Nicholas Knechel
1475	1/18/18	DRJTBC	Joanna Cruz	TM	Internal Investigation	Matt Hartigan
1476	1/18/18	DRJTBC	K Terry	NHL-TS	Overweight Crossing	Kevin Clark
1477	1/18/18	DRJTBC	Nicholas Knechel	TM	Motor Vehicle Accident	Nicholas Knechel
1478	1/18/18	ESS/PCC	PSI	Northampton	Internal Investigation	Ken Terry
1479	1/19/18	DRJTBC	D Stites - PCC	Northampton	Overweight Crossing	Denis Stites
1480	1/19/18	DRJTBC	Matthew Jones	NHL-TS	Overweight Crossing	Matt Jones
1481	1/20/18	DRJTBC	Ken Terry	Northampton	Internal Investigation	Matt Skrebel
1482	1/23/18	Andover Twp. Police Dept.	Det. Bob Youngs	EP	Police Investigation	Nicholas Knechel
1483	1/25/18	PaSP Belfast	Trooper John J. Stepanski	I78	Police Investigation	Matt Jones
1484	1/26/18	DRJTBC	K. Raika	Scudder Falls	Motor Vehicle Accident	Kevin Raika
1485	1/28/18	DRJTBC	A. León	PC	Other	Ariel Leon
1486	1/28/18	DRJTBC	D Stites - PCC	Calhoun St.	Motor Vehicle Accident	Denis Stites
1487	1/28/18	DRJTBC	A. León	NHL-TS	Motor Vehicle Accident	Ariel Leon
1488	1/29/18	DRJTBC	Matt Skrebel	EP	Motor Vehicle Accident	Matt Skrebel
1489	1/29/18	DRJTBC	Matthew Jones	I78	Motor Vehicle Accident	Matt Jones
1490	1/30/18	DRJTBC	Matthew Jones	Calhoun St.	Bridge Jumper	Matt Jones
1491	1/30/18	DRJTBC	Matthew Jones	Calhoun St.	Bridge Jumper	Matt Jones



## ESS Request Video

Report Month: 1/1/2018-1/31/2018

Report Run Date: 2/1/2018

ID	Request Date	Request Agency	Requestor	Location	Incident Type	DRYBC Requestor
1492	1/30/18	DRUTBC	Matt Skrebel	DWG	Motor Vehicle Accident	Matt Skrebel
1493	1/31/18	DRUTBC	Sgt Brumbaugh	EP	Motor Vehicle Accident	Kevin Clark
Total for Month:						25

## SP State Report- January 2018

Bridges	N/R Accidents		Traffic Accidents		Motorist Assists		Other	
	NJ	PA	NJ	PA	NJ	PA	NJ	PA
Milford-Montague 40	-	0	0	0	0	0	0	0
Delaware Water Gap 41	-	1	4	1	1	1	92	6
Portland Pedestrian 42	-	0	-	0	-	0	0	0
Portland-Columbia 43	-	0	0	0	1	0	0	0
Riverton - Belvidere 44	-	0	0	0	1	0	4	5
Rt 22 EP 45	-	1	1	0	0	0	10	0
Northampton St 46	-	0	0	0	0	0	0	2
I-78 47	-	3	6	1	27	0	67	11
Riegelsville 48	-	0	0	0	0	0	1	7
Upper Black Eddy Milford 49	-	0	0	0	0	0	0	0
Uhlerstown Frenchtown 50	-	0	0	0	1	0	0	0
Lumberville Raven Rock 51	-	0	0	0	0	0	0	0
Centre Bridge Stockton 52	-	0	0	0	1	0	3	0
New Hope Lambertville Toll 53	-	1	0	0	3	0	39	0
New Hope Lambertville 54	-	0	0	0	0	0	8	1
Washington Crossing 55	-	0	0	0	0	0	0	1
Scudder Falls 56	-	0	1	0	4	0	0	0
Calhoun St 57	-	0	0	0	0	0	0	0
Lower Trenton 58	-	0	0	0	0	0	0	0
Morrisville Trenton 59	-	0	4	0	1	0	0	0

	Citations	Warnings	Security Checks
New Jersey State Police	239	163	560
Pennsylvania State Police	106	5	694

2018

# January 2018 Overweight Crossings ( CentralDivision)

Location	Manned	Unmanned
Riverton-Belvidere	3	9
Northampton ST.	16	0
Riegelsville	1	3
Uhlerstown - Frenchtown	0	0
Total	20	12

## January Overweight Crossings ( Southern Division)

Location	Overweights	Unmanned
Lower Trenton	2	2
Calhoun Street	1	0
Washington Crossing	0	0
New Hope	5	0
Lambertville	0	0
Centre Bridge	0	0
Stockton	8	2
Total		

DELAWARE RIVER JOINT TOLL BRIDGE COMMISSION  
MONTHLY ACTIVITY SERVICES RENDERED REPORT

BRIDGE Northampton Street

MONTH January

YEAR 2018

ACTIVITY/SERVICE	WEEK OF	6-Jan	WEEK OF	13-Jan	WEEK OF	20-Jan	WEEK OF	27-Jan	TOTAL
Disabled Vehicle Removal		0		0		0		0	0
Shift/Hours On Duty		336		336		336		336	1344
Patrols/Crossovers		168		168		152		168	656
Complaints Received		0		0		0		1	1
Co-Operation W/Other Agencies		9		29		48		47	133
Services Rendered		66		76		140		137	419
First Aid		0		0		0		0	0
Advisories: Pedestrians, Bikers & Automobiles		28		37		73		87	225
Traffic Control Assistance		12		9		29		32	82
River Readings		0		0		0		0	0
Vehicles Refused Passage		57		75		75		44	251
Medical Emergencies (911 Calls)		0		0		0		0	0
Calls For Assistance (State Police)		0		2		1		1	4
NOTES:									



DELAWARE RIVER JOINT TOLL BRIDGE COMMISSION  
MONTHLY ACTIVITY SERVICES RENDERED REPORT

BRIDGE Riegelsville

MONTH January

YEAR 2018

ACTIVITY/SERVICE	WEEK OF	6-Jan	WEEK OF	13-Jan	WEEK OF	20-Jan	WEEK OF	27-Jan	TOTAL
Disabled Vehicle Removal		0		0		0		0	0
Shift/Hours On Duty		248		304		304		320	1176
Patrols/Crossovers		70		135		152		160	517
Complaints Received		0		0		0		0	0
Co-Operation W/Other Agencies		40		48		68		60	216
Services Rendered		43		55		66		53	217
First Aid		0		0		0		0	0
Advisories: Pedestrians, Bikers & Automobiles		3		228		17		24	272
Traffic Control Assistance		12		16		27		25	80
River Readings		0		0		0		0	0
Vehicles Refused Passage		11		13		14		32	70
Medical Emergencies (911 Calls)		0		0		0		0	0
Calls For Assistance (State Police)		0		1		0		0	1
NOTES:									

DELAWARE RIVER JOINT TOLL BRIDGE COMMISSION  
MONTHLY ACTIVITY SERVICES RENDERED REPORT

BRIDGE Milford-Upper Black Eddy

MONTH January

YEAR 2018

ACTIVITY/SERVICE	WEEK OF	6-Jan	WEEK OF	13-Jan	WEEK OF	20-Jan	WEEK OF	27-Jan	TOTAL
Disabled Vehicle Removal									0
Shift/Hours On Duty									0
Patrols/Crossovers									0
Complaints Received									0
Co-Operation W/Other Agencies									0
Services Rendered									0
First Aid									0
Advisories: Pedestrians, Bikers & Automobiles									0
Traffic Control Assistance									0
River Readings									0
Vehicles Refused Passage									0
Medical Emergencies (911 Calls)									0
Calls For Assistance (State Police)									0
NOTES:									0

DELAWARE RIVER JOINT TOLL BRIDGE COMMISSION  
MONTHLY ACTIVITY SERVICES RENDERED REPORT

BRIDGE Frenchtown-Uhlerstown

MONTH January

YEAR 2018

ACTIVITY/SERVICE	WEEK OF	6-Jan	WEEK OF	13-Jan	WEEK OF	20-Jan	WEEK OF	27-Jan	TOTAL
Disabled Vehicle Removal		0		0		0		0	0
Shift/Hours On Duty		8		56		72		72	208
Patrols/Crossovers		2		24		35		34	95
Complaints Received		0		0		0		0	0
Co-Operation W/Other Agencies		1		8		16		11	36
Services Rendered		0		0		2		10	12
First Aid		0		0		0		0	0
Advisories: Pedestrians, Bikers & Automobiles		0		11		9		14	34
Traffic Control Assistance		1		3		2		6	12
River Readings		0		0		0		0	0
Vehicles Refused Passage		0		8		1		5	14
Medical Emergencies (911 Calls)		0		0		0		0	0
Calls For Assistance (State Police)		0		0		0		0	0
NOTES:									

DELAWARE RIVER JOINT TOLL BRIDGE COMMISSION  
MONTHLY ACTIVITY SERVICES RENDERED REPORT

MONTH		January		YEAR		BRIDGE		Belvidere-Riverton	
ACTIVITY/SERVICE	WEEK OF	6-Jan	WEEK OF	13-Jan	WEEK OF	20-Jan	WEEK OF	27-Jan	TOTAL
Disabled Vehicle Removal		0		0		0		0	0
Shift/Hours On Duty		168		168		168		168	672
Patrols/Crossovers		84		84		84		85	337
Complaints Received		1		0		0		1	2
Co-Operation W/Other Agencies		11		2		5		4	22
Services Rendered		2		2		4		16	24
First Aid		0		0		0		0	0
Advisories: Pedestrians, Bikers & Automobiles		30		13		22		30	95
Traffic Control Assistance		22		1		4		8	35
River Readings		0		0		0		0	0
Vehicles Refused Passage		21		8		10		21	60
Medical Emergencies (911 Calls)		0		0		0		0	0
Calls For Assistance (State Police)		2		0		0		0	2
NOTES:									

DELAWARE RIVER JOINT TOLL BRIDGE COMMISSION  
MONTHLY ACTIVITY SERVICES RENDERED REPORT

BRIDGE Portland-Columbia (Ped)

MONTH January

YEAR 2018

ACTIVITY/SERVICE	WEEK OF	6-Jan	WEEK OF	13-Jan	WEEK OF	20-Jan	WEEK OF	27-Jan	TOTAL
Disabled Vehicle Removal									0
Shift/Hours On Duty									0
Patrols/Crossovers									0
Complaints Received									0
Co-Operation W/Other Agencies									0
Services Rendered									0
First Aid									0
Advisories: Pedestrians, Bikers & Automobiles									0
Traffic Control Assistance									0
River Readings									0
Vehicles Refused Passage									0
Medical Emergencies (911 Calls)									0
Calls For Assistance (State Police)									0
NOTES:									0

DELAWARE RIVER JOINT TOLL BRIDGE COMMISSION

MONTHLY ACTIVITY SERVICES RENDERED REPORT

BRIDGE Center Bridge-Stockton

MONTH January

YEAR 2018

ACTIVITY/SERVICE	WEEK OF	6-Jan	WEEK OF	13-Jan	WEEK OF	20-Jan	WEEK OF	31-Jan	TOTAL
Disabled Vehicle Removal		0		0		0		0	0
Shift/Hours On Duty		0		0		0		0	0
Patrols/Crossovers		0		0		0		0	0
Other Inspections		0		0		0		0	0
Complaints Received		0		0		0		0	0
Co-Operation W/Other Agencies		0		0		0		0	0
Services Rendered		0		0		0		0	0
First Aid		0		0		0		0	0
Advisories: Pedestrians, Bikers & Automobiles		0		0		0		0	0
Traffic Control Assistance		0		0		0		0	0
River Readings		0		0		0		0	0
Vehicles Refused Passage		0		0		0		0	0
Medical Emergencies (911 Calls)		0		0		0		0	0
Calls For Assistance (State Police)		0		0		0		0	0
Other Incidents									0
<b>NOTES:</b>									

DELAWARE RIVER JOINT TOLL BRIDGE COMMISSION

MONTHLY ACTIVITY SERVICES RENDERED REPORT

BRIDGE New Hope-Lambertville

MONTH January

YEAR 2018

ACTIVITY/SERVICE	WEEK OF 6-Jan	WEEK OF 13-Jan	WEEK OF 20-Jan	WEEK OF 31-Jan	TOTAL
Disabled Vehicle Removal	0	0	0	0	0
Shift/Hours On Duty	288	336	336	528	1488
Patrols/Crossovers	57	106	120	264	547
Other Inspections	0	0	0	0	0
Complaints Received	0	0	0	0	0
Co-Operation W/Other Agencies	0	0	0	0	0
Services Rendered	22	18	15	25	80
First Aid	0	0	0	0	0
Advisories: Pedestrians, Bikers & Automobiles	19	36	44	47	146
Traffic Control Assistance	0	2	3	0	5
River Readings	0	0	0	0	0
Vehicles Refused Passage	12	16	7	15	50
Medical Emergencies (911 Calls)	0	0	0	0	0
Calls For Assistance (State Police)	0	2	3	0	5
Other Incidents	0	0	0	0	0
<b>NOTES:</b>					



DELAWARE RIVER JOINT TOLL BRIDGE COMMISSION

MONTHLY ACTIVITY SERVICES RENDERED REPORT

BRIDGE Washington Crossing

MONTH January

YEAR 2018

ACTIVITY/SERVICE	WEEK OF	6-Jan	WEEK OF	13-Jan	WEEK OF	20-Jan	WEEK OF	31-Jan	TOTAL
Disabled Vehicle Removal		0		0		0		0	0
Shift/Hours On Duty		144		168		168		264	744
Patrols/Crossovers		36		61		29		132	258
Other Inspections		0		0		0		0	0
Complaints Received		0		0		0		0	0
Co-Operation W/Other Agencies		2		0		1		3	6
Services Rendered		3		7		9		13	32
First Aid		0		0		0		0	0
Advisories: Pedestrians, Bikers & Automobiles		3		1		2		9	15
Traffic Control Assistance		2		0		1		0	3
River Readings		0		0		0		0	0
Vehicles Refused Passage		0		1		1		4	6
Medical Emergencies (911 Calls)		0		0		0		0	0
Calls For Assistance (State Police)		0		0		0		0	0
Other Incidents		0		0		0		0	0
NOTES:									

DELAWARE RIVER JOINT TOLL BRIDGE COMMISSION

MONTHLY ACTIVITY SERVICES RENDERED REPORT

BRIDGE Calhoun Street

MONTH January

YEAR 2018

ACTIVITY/SERVICE	WEEK OF	6-Jan	WEEK OF	13-Jan	WEEK OF	20-Jan	WEEK OF	31-Jan	TOTAL
Disabled Vehicle Removal		0		0		2		0	2
Shift/Hours On Duty		288		336		336		528	1488
Patrols/Crossovers		55		91		111		245	502
Other Inspections		0		0		0		0	0
Complaints Received		0		0		0		0	0
Co-Operation W/Other Agencies		0		0		2		2	4
Services Rendered		5		11		4		2	22
First Aid		0		1		0		0	1
Advisories: Pedestrians, Bikers & Automobiles		5		11		0		12	28
Traffic Control Assistance		0		0		2		0	2
River Readings		0		0		0		0	0
Vehicles Refused Passage		8		5		4		4	21
Medical Emergencies (911 Calls)		0		0		0		0	0
Calls For Assistance (State Police)		0		0		3		2	5
Other Incidents		0		0		0		0	0
NOTES:									

DELAWARE RIVER JOINT TOLL BRIDGE COMMISSION

MONTHLY ACTIVITY SERVICES RENDERED REPORT

BRIDGE Lower Trenton

MONTH January

YEAR 2018

ACTIVITY/SERVICE	WEEK OF 6-Jan	WEEK OF 13-Jan	WEEK OF 20-Jan	WEEK OF 31-Jan	TOTAL
Disabled Vehicle Removal	0	0	0	0	0
Shift/Hours On Duty	0	8	16	8	32
Patrols/Crossovers	0	4	8	0	12
Other Inspections	0	0	0	0	0
Complaints Received	0	0	0	0	0
Co-Operation W/Other Agencies	0	0	0	0	0
Services Rendered	0	0	0	0	0
First Aid	0	0	0	0	0
Advisories: Pedestrians, Bikers & Automobiles	0	0	0	0	0
Traffic Control Assistance	0	1	0	0	1
River Readings	0	0	0	0	0
Vehicles Refused Passage	0	0	0	0	0
Medical Emergencies (911 Calls)	0	0	0	0	0
Calls For Assistance (State Police)	0	1	0	1	2
Other Incidents	0	0	0	0	0

NOTES:

DELAWARE RIVER JOINT TOLL BRIDGE COMMISSION

MONTHLY ACTIVITY SERVICES RENDERED REPORT

BRIDGE Lumberville-Raven Rock (Ped)

MONTH January

YEAR 2018

ACTIVITY/SERVICE	WEEK OF 6-Jan	WEEK OF 13-Jan	WEEK OF 20-Jan	WEEK OF 31-Jan	TOTAL
Disabled Vehicle Removal	0	0	0	0	0
Shift/Hours On Duty	0	0	0	0	0
Patrols/Crossovers	0	0	0	0	0
Other Inspections	0	0	0	0	0
Complaints Received	0	0	0	0	0
Co-Operation W/Other Agencies	0	0	0	0	0
Services Rendered	0	0	0	0	0
First Aid	0	0	0	0	0
Advisories: Pedestrians, Bikers & Automobiles	0	0	0	0	0
Traffic Control Assistance	0	0	0	0	0
River Readings	0	0	0	0	0
Vehicles Refused Passage	0	0	0	0	0
Medical Emergencies (911 Calls)	0	0	0	0	0
Calls For Assistance (State Police)	0	0	0	0	0
Other Incidents					0
NOTES:					0

**DELAWARE RIVER JOINT TOLL BRIDGE COMMISSION**

**MEETING OF FEBURARY 26, 2018**

**Operation Report Index  
For  
Training & Employee Safety**

SUBJECT	DESCRIPTION	PAGE NUMBER
Training & Employee Safety Department	Month of January 2018 Status Reports	1-3

# **DELAWARE RIVER JOINT TOLL BRIDGE COMMISSION**

**Meeting of February 26, 2018**

## **TRAINING AND EMPLOYEE SAFETY DEPARTMENT MONTH OF JANUARY 2018**

The below-listed items represent meetings, communications, tasks, and projects involving the Training and Employee Safety Department:

- Facilitated and conducted seven (7) "Winter Snow Operations" training sessions where eighty one (81) employees received training on "Winter Snow Operations" & "Incident Management".
- Scheduled "Kronos" training for PSBS staff.
- Facilitated and attended the January 2018 "Work Place Safety Committee" meeting. A safety audit of the TM facility was completed.
- Initiated and attended a meeting with Dan Tufts from "Response Works" and Joanna Cruz, Director of HR. Discussion focused on training programs and materials that can be provided in the area of Human Resources. We reviewed a program on harassment, bullying, and discrimination titled "Respect in the Workplace". A video power point was subsequently obtained for use in the training of all staff.
- Scheduled three (3) flagger training sessions with the Pennsylvania Association of Township Supervisors. The training dates were shared with respective operation managers in order for the scheduling of staff.
- Registered three (3) maintenance employees for "Traffic Control Coordinator Refresher" training class. This training is scheduled in February at Rutgers University.
- Attended the "Gas Boy" fuel program training at I-78. Three (3) I-78 maintenance employees were trained in the operation of the fuel system.
- Held a departmental meeting to discuss the implementation of the training program. The meeting focused on the training topics that will be presented in house, outsourced, or by train the trainer method.
- TES staff attended the Maintenance & Toll Operations meeting at EP.
- Initiated and attended a meeting with accounting department managers. At this meeting, the TES department budget was discussed. Other items discussed were

the processing of invoices and requisitions, the use of "SharePoint", and budget work flow pertaining to accounting rules and procedures.

- Scheduled and attended a meeting with Purchasing Director, Dave Burd. At this meeting we discussed procurement procedures and rules for the purchase of training materials. Also discussed were the use of state contract vendors who can provide training materials. In addition, a discussion was held on the outsourcing of training classes offered by various vendors.
- Attended a meeting with James Stecker of CPR Classes and Annette Santos of St. Luke's Warren Hospital to discuss CPR/AED Heart Saver and First Aid certification training for Commission employees.
- Scheduled a meeting with the Commission assigned PMA representative, Kevin Warczyglowa, to discuss workplace safety training programs that are available through PMA.
- Researched training vendors and contacted several to discuss their training programs. The department will view training videos that may be useful for staff training.
- Recordkeeping for basic video training facilitated by the PSBS Department.
- Attendance/participation at the monthly Staff & Operations Meeting.
- Recordkeeping for Bridge Monitor training held at NHL. (Toolbox discussions)
- Renewal of the "Annual PA Association of Township Supervisors" membership.
- Coordinated State Police representation for the monthly Commission meeting.



**Daily Activities Include the Following:**

- Scheduling of State Police coverage for requested details which include but are not limited to safety/camera cleaning, lane closing etc.
- Continued coordination of supplementary patrols with SP agencies to slow down traffic at various toll facilities. (Visibility details etc.)
- Coordinated/obtained accident reports from State Police liaisons as requested.
- Conducted background checks for DRJTBC new hires.
- Processing of State Police monthly invoices.

**DELAWARE RIVER JOINT TOLL BRIDGE COMMISSION**

**Meeting of February 26, 2018**

**OPERATIONS INDEX  
FOR  
INFORMATION TECHNOLOGY**

<b>SUBJECT</b>	<b>DESCRIPTION</b>	<b>PAGE NUMBER</b>
Information Technology	Status Report Month of January 2018	1

# **DELAWARE RIVER JOINT TOLL BRIDGE COMMISSION**

## **Meeting of February 26, 2018**

---

### **Information Technology Department Report**

#### **Month of January 2018**

The following activities under the general heading of Information Technology were recently initiated, accomplished, or performed:

#### **Helpdesk/Deployments:**

- Processed 162 work orders for the month of December.
- Includes all software support, IT daily tasks, printer and desktop support, Intranet, news and job postings, telephone support, and form design/updates.
- Includes configuration and deployment of desktops, laptops, and cell phones.
- Includes MUNIS, Kronos, Cartegraph, and other Enterprise Software updates and maintenance, and EZ-Pass support.

#### **Projects:**

##### **ADP Time Project:**

- We just kicked off our ADP Time project. We are currently in the beginning stages of analysis.

##### **MUNIS Upgrade:**

- Preparing to upgrade MUNIS to the latest cloud version.

##### **Telephone Upgrade:**

- We are currently setting up a test using an “off-net provider” to prove a VOiP system can be deployed on the current WAN.

##### **SPAM Issue:**

- In the last month, we’ve seen a spike of activity in terms of SPAM e-mail messages. We are aware of the issue and are working to stem the flow.

##### **I78 Garage:**

- IT has had some level of presence at I78 over the past month to support the completion of the garage construction performing tasks such as moving equipment.

##### **HVAC/Lightning/Fuel Systems:**

- We continue to support the implementation of the various Building Management Systems.