

**Delaware River Joint Toll Bridge Commission
Meeting of June 24, 2019**

CONTRACT COMPLIANCE REPORT INDEX

Month of May 2019

SUBJECT	DESCRIPTION	PAGE NUMBER
Contract Compliance Program Operations Report	Operations Report May 2019	1-22

**Delaware River Joint Toll Bridge Commission
Meeting of June 24, 2019**

TABLE OF CONTENTS

	<u>PAGE</u>
CONTRACT COMPLIANCE DEPARTMENT - IBE PROGRAM OVERVIEW	3
 PROFESSIONAL SERVICES & CONSTRUCTION CONTRACTOR(S) 25% IBE TARGET STATUS (<i>ACTIVE & COMPLETED</i>)	 4
<i>Reference:</i> Active Professional & Construction Projects Payment Detail Report	7 - 14
<i>Reference:</i> Final Report Card for Completed Professional Services and Construction Projects	15 - 18
 PRIME CONTRACTOR(S) & SUBCONTRACTOR(S) WORKFORCE UTILIZATION BY HOURS & ETHNICITY CATEGORIES	 5
<i>Reference:</i> Workforce Utilization Summary – Active Construction Projects	19 - 20
 MWSBE PROGRAM COMMITMENTS FOR PROFESSIONAL AND CONSTRUCTION (<i>ACTIVE & COMPLETED</i>)	 6
<i>Reference:</i> Minority, Women, and Small Business Enterprise Program Overview	21
<i>Reference:</i> MWSBE Commitments for Professional Services - Active Projects	22
<i>Reference:</i> MWSBE Professional & Construction Projects Final Commitment	23 - 24

Delaware River Joint Toll Bridge Commission
Meeting of June 24, 2019

IBE PROGRAM OVERVIEW

The Delaware River Joint Toll Bridge Commission (Commission) established an IBE Program (MBE/WBE/SBE/DBE/DsBE/VBE) with a target of 25% for all Professional Services and Construction Contracts awarded by the Commission effective July 1, 2014. To date, the Commission has awarded fifty-four (54) contracts, with the IBE Program requirements. Currently, there are **33** active projects and **21** completed projects.

IBE Program Requirements

The Commission began using Elation Systems effective January 2017, as the online system for Payment Verification and Certified Payroll Reporting (CPR). All contracts awarded by the Commission to a Prime Consultant/Prime Contractor and their Subconsultants and Subcontractors use this service free of charge. Online training is available to vendors on how to use Elation Systems. The Contract Compliance Department and Elation Support Staff are available to assist all users.

The Contract Compliance Department (CCD) monitors, posts and reports data in regards to all payments. The CCD also reviews all Certified Payrolls submitted into Elation Systems.

The following are all mandatory requirements:

Company On-Line Registration:

- i. All Primes must register their company and activate an account in Elation Systems; *and*
- ii. All Primes must also ensure that all Subconsultants and Subcontractors register their company and activate an account in Elation Systems.

Payment Verification:

- i. Prime Contractors must post all payments to their Subconsultants and/or Subcontractors in Elation Systems; *and*
- ii. Prime Contractors and their Subconsultants and/or Subcontractors must confirm all payments received in Elation Systems.

Certified Payroll Reporting:

- i. All Prime Contractors are responsible for assigning someone from their staff with the responsibility to review, approve, and upload their CPR(s) on a weekly basis into Elation Systems; *and*
- ii. All Prime Contractors must also ensure that their Subcontractors upload their CPR(s) on a weekly basis into Elation Systems.

Prime Consultants / Contractors IBE Target performance will be displayed / available on the Commission's public website.

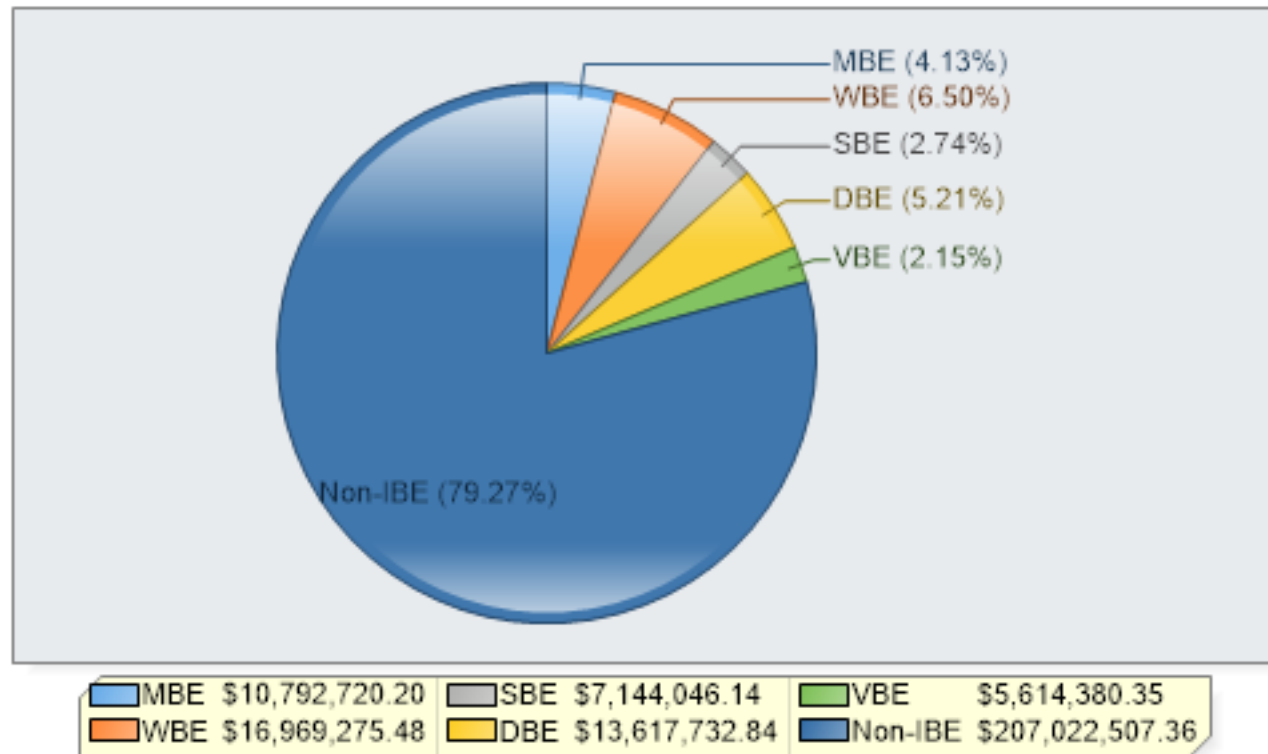
Professional Services and Construction Contractors 25% IBE Target Status

ACTIVE PROJECTS

Current IBE Status: 20.73%

Total Payments to Prime: \$261,160,662.37

Total Payments to IBEs: \$54,138,155.01



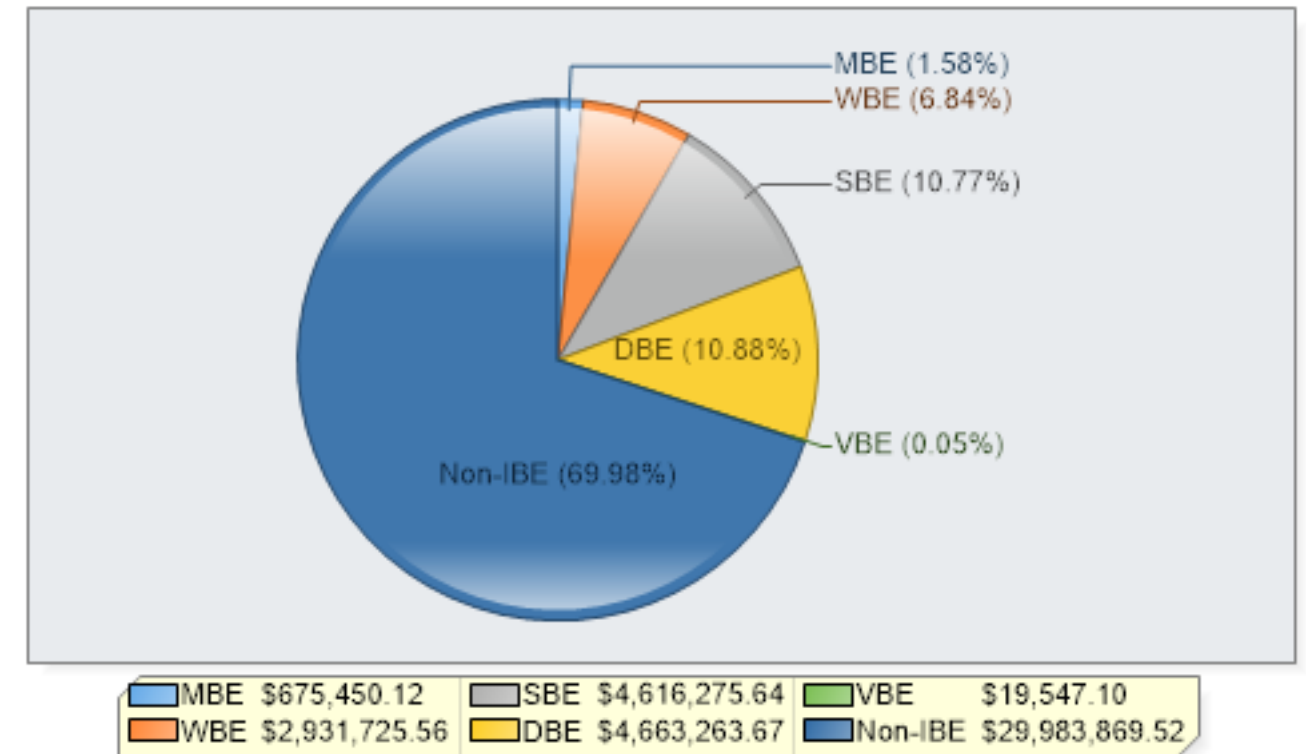
COMPLETED PROJECTS

Final IBE Status: 30.02%

Total Prime Awarded Contract Values: \$43,471,867.37

Total Payments to Prime: \$42,846,541.95

Total Payments to IBEs: \$12,862,672.43

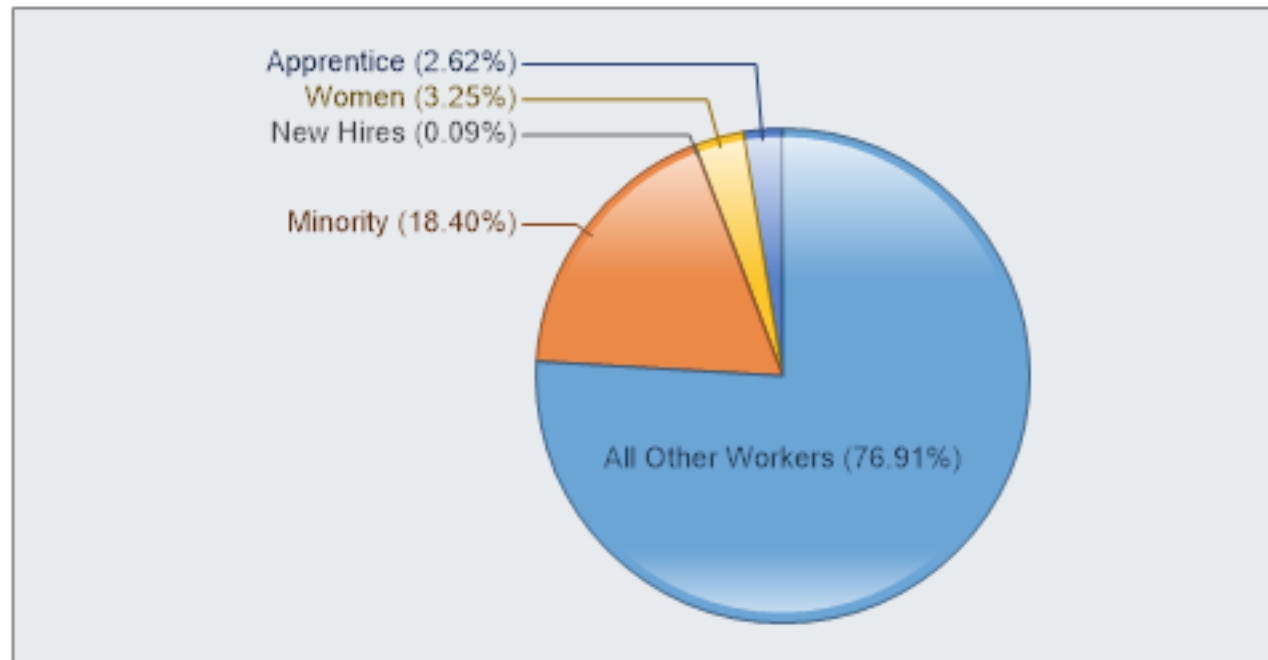


Prime Contractor(s) & Subcontractor(s) Workforce Utilization Categories By Hours, Workers & Ethnicity

Workers Categories

Hours, Percentages and Workers

Total Hours Worked: 868,871.56

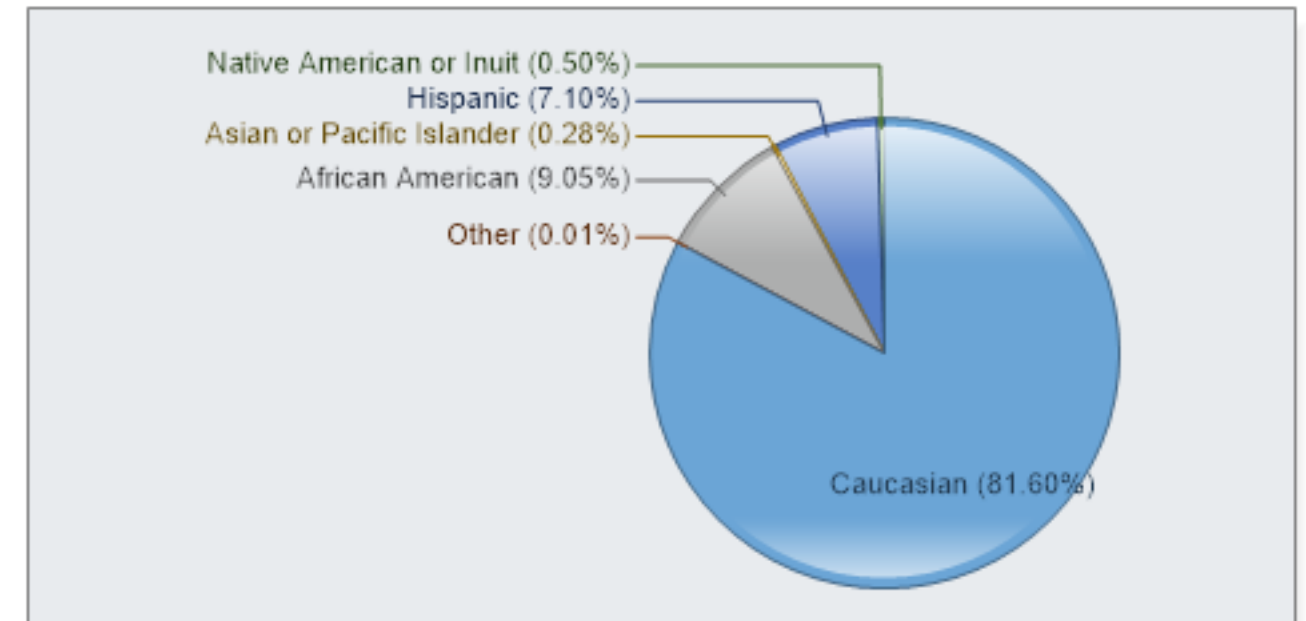


All Other Workers	668,224.86	New Hires	745.50	Apprentice	22,753.65
Minority	159,881.80	Women	28,280.00		

Ethnicity Categories

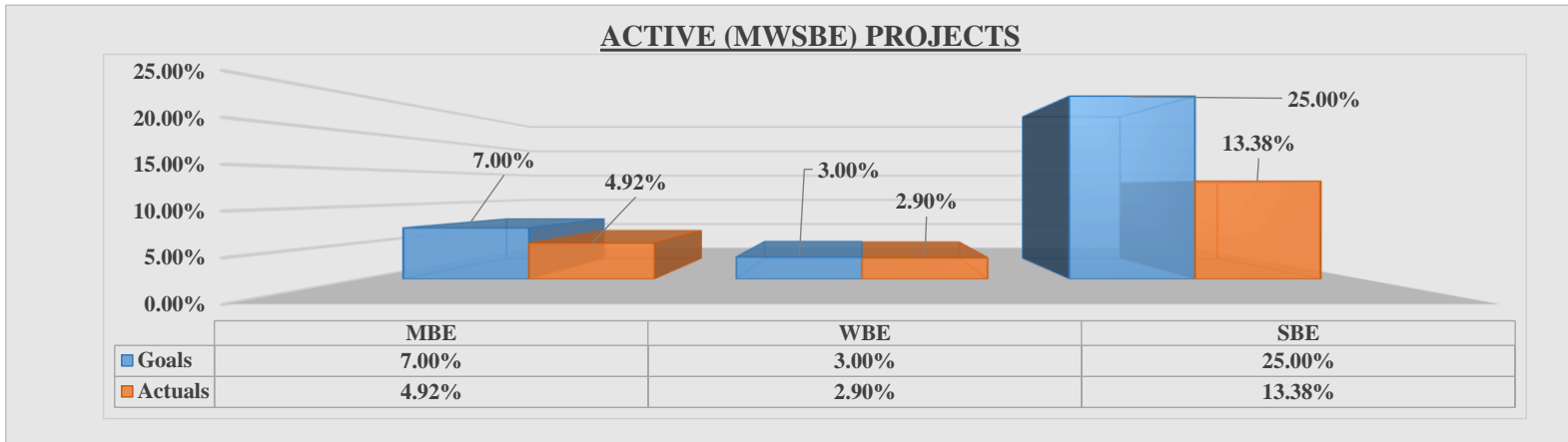
Hours, Percentages and Workers

Total Number of Workers: 2,639

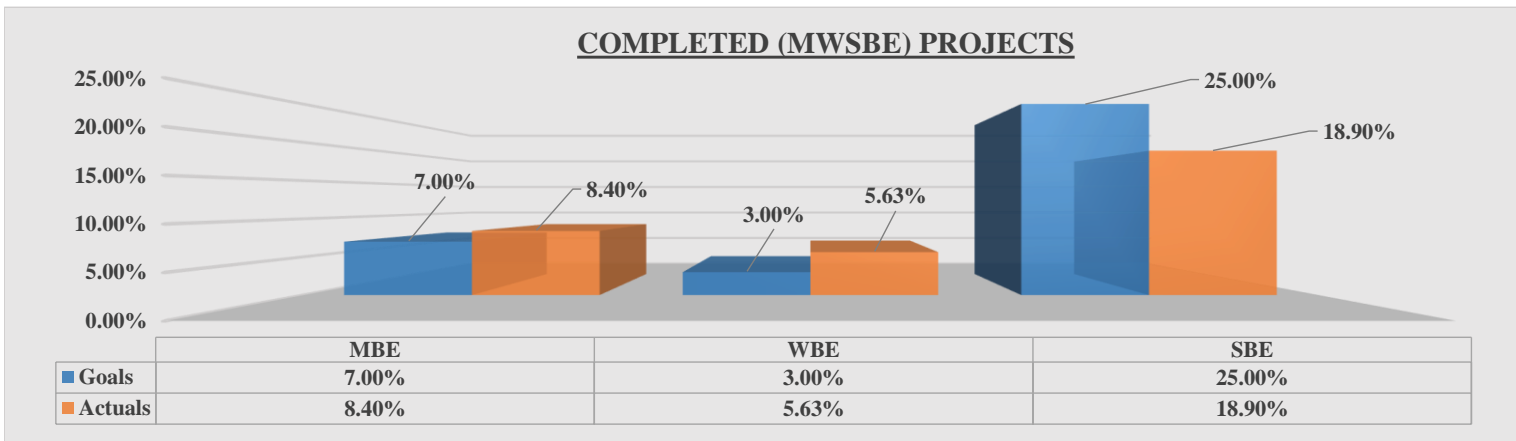


Caucasian	708,989.76	Asian or Pacific Islander	2,395.50
Other	60.00	Hispanic	61,678.30
African American	78,664.00	Native American or Inuit	4,335.00

ACTIVE and COMPLETED (MWSBE) PROJECTS PAYMENTS



SUMMARY TOTALS		MBE		WBE		SBE	
M/WBE Summary Totals	\$ 27,153,479.84	ACTUAL	PAYMENTS	ACTUAL	PAYMENTS	ACTUAL	PAYMENTS
SBE Summary Totals	\$ 1,582,488.53	4.92%	\$ 1,337,183.07	2.90%	\$ 786,800.63	13.38%	\$ 211,785.97



SUMMARY TOTALS		MBE		WBE		SBE	
M/WBE Summary Totals	\$ 141,085,826.07	ACTUAL	PAYMENTS	ACTUAL	PAYMENTS	ACTUAL	PAYMENTS
SBE Summary Totals	\$ 16,933,918.99	8.40%	\$ 11,857,151.27	5.63%	\$ 7,940,052.18	18.90%	\$ 3,199,858.45

The details relative to the above data are available on pages 19 thru 21.

Active Professional Services and Construction Projects Payments Detail Report

Total Prime's Contracts Value	\$558,354,040.58
Total Payments to IBEs	\$54,201,824.61
Total Payments to Primes	\$261,390,088.89
IBE Target	25.00%
IBE Actual	20.74%

Meeting or Exceeding the Target

Not Yet Met the Target

PROJECT TITLE	PRIME CONTRACTOR	CONTRACT VALUES	PAYMENT TOTALS	IBE TARGET	IBE ACTUAL	IBE TYPE	START DATE	END DATE
C-519A - GANNETT - Southern Openarations & Maintenance Facilities Improvements	Gannett Fleming Inc.	\$3,012,681.45	\$220,351.15	25.00%	40.89%		02/26/2018	12/31/2021
	Churchill Consulting Engineers	\$234,386.62	\$45,389.08	7.78%	20.60%	SBE		
	Harrison-Hamnett, P.C.	\$208,176.29	\$1,620.55	6.91%	0.74%	SBE		
	INSABELLADESIGN	\$87,367.76	\$947.95	2.70%	0.43%	WBE		
	Promatech, Inc.	\$72,304.35	\$-	2.40%	0.00%	DBE		
	USA Architects	\$35,549.64	\$12,729.48	1.18%	5.78%	SBE		
	USA Environmental Management, Inc.	\$160,877.19	\$29,412.29	5.34%	13.35%	SBE		
	IBE TOTAL(s)	\$798,661.85	\$90,099.35					

PROJECT TITLE	PRIME CONTRACTOR	CONTRACT VALUES	PAYMENT TOTALS	IBE TARGET	IBE ACTUAL	IBE TYPE	START DATE	END DATE
C-644A GANNETT - I-78 Bridges & Approach Slab Rehabilitation	Gannett Fleming Inc.	\$651,157.49	\$504,246.00	25.00%	3.88%		02/29/2016	08/31/2019
	Malick & Scherer	\$65,115.75	\$7,175.01	10.00%	1.42%	DBE		
	SJH Engineering, P.C.	\$97,673.62	\$12,390.84	15.00%	2.46%	DBE		
	IBE TOTAL(s)	\$162,789.37	\$19,565.85					

PROJECT TITLE	PRIME CONTRACTOR	CONTRACT VALUES	PAYMENT TOTALS	IBE TARGET	IBE ACTUAL	IBE TYPE	START DATE	END DATE
C-657A JINGOLI - TOA / Building Construction Management Services - PA Assignment Level 3 Toll Bridge Facilities Energy Contract	Joseph Jingoli & Son, Inc.	\$300,000.00	\$294,729.96	25.00%	4.66%		10/27/2014	05/05/2019
	Burris Contracting llc.	\$75,000.00	\$13,380.00	25.00%	4.66%	MBE		
	JBC Associates, Inc.	\$-	\$-	0.00%	0.00%	DBE		
	USA Architects	\$-	\$-	0.00%	0.00%	SBE		
	IBE TOTAL(s)	\$75,000.00	\$13,380.00					

PROJECT TITLE	PRIME CONTRACTOR	CONTRACT VALUES	PAYMENT TOTALS	IBE TARGET	IBE ACTUAL	IBE TYPE	START DATE	END DATE
C-660A BAKER - SFB Replacement Project Final Design Services	Michael Baker International, Inc.	\$33,626,658.74	\$29,984,732.92	25.00%	20.85%		02/23/2015	12/31/2021
	Amy S Greene Environmental Consultants Inc	\$225,188.11	\$164,014.73	0.67%	0.55%	WBE		
	French & Parrello Associates	\$1,788,635.76	\$1,766,251.49	5.32%	5.89%	VBE		
	IH Engineers, P.C.	\$2,661,914.43	\$2,573,138.36	7.92%	8.58%	MBE		
	Naik Consulting Group, P.C.	\$1,590,883.80	\$1,589,733.07	4.73%	5.30%	DBE		
	Stokes Creative Group, Inc.	\$475,397.11	\$159,249.93	1.41%	0.53%	WBE		
	IBE TOTAL(s)	\$6,742,019.21	\$6,252,387.58					

Active Professional Services and Construction Projects Payments Detail Report

Total Prime's Contracts Value	\$558,354,040.58
Total Payments to IBEs	\$54,201,824.61
Total Payments to Primes	\$261,390,088.89
IBE Target	25.00%
IBE Actual	20.74%

Meeting or Exceeding the Target

Not Yet Met the Target

PROJECT TITLE	PRIME CONTRACTOR	CONTRACT VALUES	PAYMENT TOTALS	IBE TARGET	IBE ACTUAL	IBE TYPE	START DATE	END DATE
C-662A McCORMICK - SFB Replacement Public Involvement Services	McCormick Taylor, Inc.	\$1,800,016.87	\$1,080,372.24	25.00%	29.90%		09/28/2015	12/30/2021
	Information Logistics, Inc.	\$385,299.00	\$2,915.00	21.41%	0.27%	DBE		
	Stokes Creative Group, Inc.	\$630,005.90	\$320,074.20	35.00%	29.63%	DBE		
	IBE TOTAL(s)	\$1,015,304.90	\$322,989.20					
PROJECT TITLE	PRIME CONTRACTOR	CONTRACT VALUES	PAYMENT TOTALS	IBE TARGET	IBE ACTUAL	IBE TYPE	START DATE	END DATE
C-684A-(1) - 2 CHERRY - General Engineering Services 2015-2018 Annual Inspections D/B/A Van Cleef Engineering	Cherry, Weber & Associates, P.C.	\$1,260,000.00	\$809,187.48	25.00%	22.91%		02/23/2015	09/30/2019
	SJH Engineering, P.C.	\$216,000.00	\$185,383.12	17.14%	22.91%	MBE		
	IBE TOTAL(s)	\$216,000.00	\$185,383.12					
PROJECT TITLE	PRIME CONTRACTOR	CONTRACT VALUES	PAYMENT TOTALS	IBE TARGET	IBE ACTUAL	IBE TYPE	START DATE	END DATE
C-696A JMT - TOA / Engineering Services - PA Assignment	Johnson, Mirmiran and Thompson, Inc.	\$500,000.00	\$369,964.75	25.00%	24.69%		10/26/2015	06/30/2019
	ACT ENGINEERS, INC.	\$25,000.00	\$-	5.00%	0.00%	WBE		
	Batta Environmental Associates, Inc.	\$19,925.00	\$17,675.75	3.99%	4.78%	DBE		
	Envision Consultants, LTD	\$25,000.00	\$-	5.00%	0.00%	WBE		
	SJH Engineering, P.C.	\$75,472.00	\$73,678.73	15.09%	19.92%	DBE		
	Traffic Planning and Design, Inc.	\$25,000.00	\$-	5.00%	0.00%	SBE		
	IBE TOTAL(s)	\$170,397.00	\$91,354.48					
PROJECT TITLE	PRIME CONTRACTOR	CONTRACT VALUES	PAYMENT TOTALS	IBE TARGET	IBE ACTUAL	IBE TYPE	START DATE	END DATE
C-696B FRENCH - TOA / Engineering Services - NJ Assignment	French & Parrello Associates	\$500,000.00	\$139,135.60	25.00%	29.11%	VBE	07/18/2016	05/31/2019
	Ellana, Inc.	\$25,000.00	\$-	5.00%	0.00%	DBE		
	USA Architects	\$75,000.00	\$40,502.02	15.00%	29.11%	SBE		
	IBE TOTAL(s)	\$100,000.00	\$40,502.02					
PROJECT TITLE	PRIME CONTRACTOR	CONTRACT VALUES	PAYMENT TOTALS	IBE TARGET	IBE ACTUAL	IBE TYPE	START DATE	END DATE
C-701A RK&K - TOA / Engineering Services for Electronic Toll Collection Systems	Rummel, Klepper and Kahl, LLP	\$500,000.00	\$416,060.61	25.00%	21.64%		06/07/2016	02/07/2019
	Fagan Consulting, LLC	\$50,000.00	\$24,186.24	10.00%	5.81%	DBE		
	KS Engineers, P.C.	\$35,000.00	\$-	7.00%	0.00%	MBE		
	Navarro & Wright Consulting Engineers, Inc.	\$54,027.04	\$54,445.79	10.81%	13.09%	DBE		
	Spock Solutions, Inc.	\$40,000.00	\$11,400.00	8.00%	2.74%	WBE		
	IBE TOTAL(s)	\$179,027.04	\$90,032.03					

Active Professional Services and Construction Projects Payments Detail Report

Total Prime's Contracts Value	\$558,354,040.58
Total Payments to IBEs	\$54,201,824.61
Total Payments to Primes	\$261,390,088.89
IBE Target	25.00%
IBE Actual	20.74%

Meeting or Exceeding the Target

Not Yet Met the Target

PROJECT TITLE	PRIME CONTRACTOR	CONTRACT VALUES	PAYMENT TOTALS	IBE TARGET	IBE ACTUAL	IBE TYPE	START DATE	END DATE
C-702B IH ENGS (IBE PRIME) - STRUCTURAL / CIVIL TASK ORDER AGREEMENT - NJ ASSIGNMENT	IH Engineers, P.C.	\$1,000,000.00	\$630,052.68	25.00%	100.00%	MBE	01/23/2017	05/31/2019
	Amy S Greene Environmental Consultants Inc	\$50,000.00	\$-	5.00%	0.00%	WBE		
	IBE TOTAL(s)	\$50,000.00	\$-					
PROJECT TITLE	PRIME CONTRACTOR	CONTRACT VALUES	PAYMENT TOTALS	IBE TARGET	IBE ACTUAL	IBE TYPE	START DATE	END DATE
C-703A URBAN - TOA / Construction Management Services for PA Assignment	Urban Engineers, Inc.	\$500,000.00	\$370,532.89	25.00%	24.20%		12/20/2016	06/30/2019
	Batta Environmental Associates, Inc.	\$-	\$-	0.00%	0.00%	DBE		
	HRV CONFORMANCE VERIFICATION ASSOCIATES, INC.	\$62,138.40	\$62,989.01	12.43%	17.00%	DBE		
	Malick & Scherer	\$5,000.00	\$-	1.00%	0.00%	MBE		
	McKenna Safety Services, LLC	\$60,000.00	\$10,205.00	12.00%	2.75%	WBE		
	RIG CONSULTING, INC.	\$5,000.00	\$-	1.00%	0.00%	DBE		
	Stokes Creative Group, Inc.	\$60,000.00	\$16,482.74	12.00%	4.45%	WBE		
	IBE TOTAL(s)	\$192,138.40	\$89,676.75					
PROJECT TITLE	PRIME CONTRACTOR	CONTRACT VALUES	PAYMENT TOTALS	IBE TARGET	IBE ACTUAL	IBE TYPE	START DATE	END DATE
C-707A USA (IBE PRIME) - Commission Administration Building at Scudder Falls	USA Architects	\$1,376,451.71	\$1,183,258.69	25.00%	100.00%	SBE	02/28/2017	11/30/2019
	ACT ENGINEERS, INC.	\$137,645.17	\$26,765.41	10.00%	2.26%	SBE		
	Ellana, Inc.	\$63,089.05	\$51,915.75	4.58%	4.39%	WBE		
	French & Parrello Associates	\$550,000.00	\$219,911.20	39.96%	18.59%	VBE		
	IEI Group, Ltd.	\$107,303.50	\$87,770.85	7.80%	7.42%	WBE		
	IBE TOTAL(s)	\$858,037.72	\$386,363.21					
PROJECT TITLE	PRIME CONTRACTOR	CONTRACT VALUES	PAYMENT TOTALS	IBE TARGET	IBE ACTUAL	IBE TYPE	START DATE	END DATE
C-715A PENNONI ASSOCIATES INC - Structural / Civil Task Order Agreement - PA Assignment	Pennoni Associates Inc	\$1,000,000.00	\$414,246.64	25.00%	25.36%		06/27/2017	06/26/2019
	All Access Rigging Co.	\$47,620.00	\$47,620.00	4.76%	11.50%	DBE		
	Envision Consultants, LTD	\$50,000.00	\$-	5.00%	0.00%	DBE		
	Flagger Force	\$3,280.62	\$3,280.62	0.33%	0.79%	DBE		
	Malick & Scherer	\$100,000.00	\$54,170.23	10.00%	13.08%	DBE		
	IBE TOTAL(s)	\$200,900.62	\$105,070.85					

Active Professional Services and Construction Projects Payments Detail Report

Total Prime's Contracts Value	\$558,354,040.58
Total Payments to IBEs	\$54,201,824.61
Total Payments to Primes	\$261,390,088.89
IBE Target	25.00%
IBE Actual	20.74%

Meeting or Exceeding the Target

Not Yet Met the Target

PROJECT TITLE	PRIME CONTRACTOR	CONTRACT VALUES	PAYMENT TOTALS	IBE TARGET	IBE ACTUAL	IBE TYPE	START DATE	END DATE
C-716A JMT - Facilities Task Order Assignment	Johnson, Mirmiran and Thompson, Inc.	\$500,000.00	\$-	25.00%	0.00%		09/24/2018	09/30/2020
	ACT ENGINEERS, INC.	\$25,000.00	\$-	5.00%	0.00%	SBE		
	American Geotechnical & Environmental Services, Inc.	\$25,000.00	\$-	5.00%	0.00%	DBE		
	Batta Environmental Associates, Inc.	\$25,000.00	\$-	5.00%	0.00%	DBE		
	Envision Consultants, LTD	\$25,000.00	\$-	5.00%	0.00%	WBE		
	SJH Engineering, P.C.	\$50,000.00	\$-	10.00%	0.00%	MBE		
	IBE TOTAL(s)	\$150,000.00	\$-					
PROJECT TITLE	PRIME CONTRACTOR	CONTRACT VALUES	PAYMENT TOTALS	IBE TARGET	IBE ACTUAL	IBE TYPE	START DATE	END DATE
C-727A GORDIAN - JOB ORDER CONTRACTING PROGRAM MANAGER	The Gordian Group, Inc.	\$650,000.00	\$-	25.00%	0.00%		07/31/2018	07/31/2023
	IBE TOTAL(s)	\$-	\$-					
PROJECT TITLE	PRIME CONTRACTOR	CONTRACT VALUES	PAYMENT TOTALS	IBE TARGET	IBE ACTUAL	IBE TYPE	START DATE	END DATE
C-728A RKK - ELECTRONIC TOLL COLLECTION / TOLLING TASK ORDER	Rummel, Klepper and Kahl, LLP	\$500,000.00	\$-	25.00%	0.00%		11/12/2018	11/12/2020
	IBE TOTAL(s)	\$-	\$-					
PROJECT TITLE	PRIME CONTRACTOR	CONTRACT VALUES	PAYMENT TOTALS	IBE TARGET	IBE ACTUAL	IBE TYPE	START DATE	END DATE
C-729A FRENCH & PARRELLO (IBE PRIME) - FACILITIES TASK ORDER	French & Parrello Associates	\$500,000.00	\$-	25.00%	0.00%	VBE	09/25/2018	03/31/2021
	IBE TOTAL(s)	\$500,000.00	\$-					
PROJECT TITLE	PRIME CONTRACTOR	CONTRACT VALUES	PAYMENT TOTALS	IBE TARGET	IBE ACTUAL	IBE TYPE	START DATE	END DATE
CI-671A TRC - SFB Replacement Project Engineering Services for PA Approach Improvements	TRC Engineers	\$6,515,220.03	\$1,622,227.02	25.00%	49.24%		03/01/2017	08/31/2021
	RIG CONSULTING, INC.	\$2,331,797.25	\$798,739.93	35.79%	49.24%	DBE		
	IBE TOTAL(s)	\$2,331,797.25	\$798,739.93					
PROJECT TITLE	PRIME CONTRACTOR	CONTRACT VALUES	PAYMENT TOTALS	IBE TARGET	IBE ACTUAL	IBE TYPE	START DATE	END DATE
CI-672A PARSONS (WSP) - SFB Replacement Project Engineering Services for Main River Bridge	WSP / PARSONS BRINCKERHOFF, INC.	\$7,776,718.32	\$2,106,310.28	25.00%	22.62%		03/01/2017	12/31/2021
	KS Engineers, P.C.	\$2,886,717.84	\$476,525.02	37.12%	22.62%	MBE		
	IBE TOTAL(s)	\$2,886,717.84	\$289,125.24					

Active Professional Services and Construction Projects Payments Detail Report

Total Prime's Contracts Value	\$558,354,040.58
Total Payments to IBEs	\$54,201,824.61
Total Payments to Primes	\$261,390,088.89
IBE Target	25.00%
IBE Actual	20.74%

Meeting or Exceeding the Target

Not Yet Met the Target

PROJECT TITLE	PRIME CONTRACTOR	CONTRACT VALUES	PAYMENT TOTALS	IBE TARGET	IBE ACTUAL	IBE TYPE	START DATE	END DATE
CI-673A GANNETT - SFB Replacement Project Engineering Services for NJ Approach Construction	Gannett Fleming Inc.	\$6,568,103.32	\$2,347,541.50	25.00%	27.91%		02/28/2017	08/31/2021
	Churchill Consulting Engineers	\$2,333,761.58	\$655,185.86	35.53%	27.91%	SBE		
	IBE TOTAL(s)	\$2,333,761.58	\$655,185.86					
PROJECT TITLE	PRIME CONTRACTOR	CONTRACT VALUES	PAYMENT TOTALS	IBE TARGET	IBE ACTUAL	IBE TYPE	START DATE	END DATE
CM-644A GPI - I-78 Bridges and Approach Slabs Rehabilitation Construction Management / Inspection Services	Greenman-Pedersen, Inc.	\$1,545,442.08	\$1,338,924.16	25.00%	19.94%		04/26/2017	06/30/2019
	ADVANCED INFRASTRUCTURE DESIGN, INC.	\$19,008.94	\$2,240.00	1.23%	0.17%	DBE		
	Envision Consultants, LTD	\$79,217.64	\$61,653.41	5.13%	4.60%	WBE		
	JCMS, INC.	\$70,368.76	\$-	4.55%	0.00%	DBE		
	JPC Logistics, LLC DBA JPCL Engineering, LLC	\$7,167.50	\$7,167.50	0.46%	0.54%	DBE		
	Munoz Engineering P.C.	\$205,126.00	\$179,602.99	13.27%	13.41%	DBE		
	Omsum Engineering LLC	\$45,344.00	\$16,270.82	2.93%	1.22%	DBE		
	IBE TOTAL(s)	\$426,232.84	\$266,934.72					
PROJECT TITLE	PRIME CONTRACTOR	CONTRACT VALUES	PAYMENT TOTALS	IBE TARGET	IBE ACTUAL	IBE TYPE	START DATE	END DATE
CM-669A HILL - SFB Replacement Project Construction Management Services	Hill International, Inc.	\$25,015,066.98	\$8,711,174.04	25.00%	21.82%		02/09/2017	12/15/2021
	Envision Consultants, LTD	\$1,373,297.45	\$479,241.34	5.49%	5.50%	WBE		
	JCMS, INC.	\$799,937.77	\$226,074.23	3.20%	2.60%	SBE		
	KS Engineers, P.C.	\$2,561,865.72	\$682,439.44	10.24%	7.83%	MBE		
	McKenna Safety Services, LLC	\$496,882.52	\$141,515.00	1.99%	1.62%	SBE		
	Northeast CMT LLC	\$250,000.00	\$38,341.53	1.00%	0.44%	SBE		
	PKB ENGINEERING ASSOCIATES	\$1,182,091.06	\$333,134.13	4.73%	3.82%	MBE		
	IBE TOTAL(s)	\$6,664,074.52	\$1,900,745.67					
PROJECT TITLE	PRIME CONTRACTOR	CONTRACT VALUES	PAYMENT TOTALS	IBE TARGET	IBE ACTUAL	IBE TYPE	START DATE	END DATE
CM-707A JINGOLI - Commission Administration Building at Scudder Falls - Construction Management Services	Joseph Jingoli & Son, Inc.	\$529,869.10	\$266,175.24	25.00%	4.72%		11/20/2017	11/30/2019
	Envision Consultants, LTD	\$42,389.52	\$12,564.97	8.00%	4.72%	DBE		
	IH Engineers, P.C.	\$110,940.68	\$-	20.94%	0.00%	MBE		
	IBE TOTAL(s)	\$153,330.20	\$12,564.97					

Active Professional Services and Construction Projects Payments Detail Report

Total Prime's Contracts Value	\$558,354,040.58
Total Payments to IBEs	\$54,201,824.61
Total Payments to Primes	\$261,390,088.89
IBE Target	25.00%
IBE Actual	20.74%

Meeting or Exceeding the Target

Not Yet Met the Target

PROJECT TITLE	PRIME CONTRACTOR	CONTRACT VALUES	PAYMENT TOTALS	IBE TARGET	IBE ACTUAL	IBE TYPE	START DATE	END DATE
DB-540A TRANSORE - Electronic Toll Collection System Replacement - Design, Build & Maintain	Transcore LP	\$12,462,964.26	\$10,937,590.24	25.00%	21.18%		10/27/2015	01/13/2021
	All Points Communications, Inc.	\$781,538.84	\$581,979.20	6.27%	5.32%	DBE		
	ARORA ENGINEERS, INC.	\$322,234.48	\$110,753.14	2.59%	1.01%	MBE		
	Flagger Force	\$248,492.11	\$248,492.11	1.99%	2.27%	DBE		
	Globe Electric Supply Company, Inc.	\$1,086,940.18	\$173,648.78	8.72%	1.59%	DBE		
	HHC SERVICES, INC.	\$12,023.67	\$-	0.10%	0.00%	DBE		
	JEN ELECTRIC, INC.	\$865,972.00	\$865,972.00	6.95%	7.92%	DBE		
	KS Engineers, P.C.	\$194,330.78	\$174,897.71	1.56%	1.60%	MBE		
	Red Wagon Printing DBA Minuteman Press of Newark	\$16,833.14	\$6,177.93	0.14%	0.06%	WBE		
	Sharpened Image, Inc.	\$149,093.56	\$139,790.64	1.20%	1.28%	DBE		
	SJH Engineering, P.C.	\$14,500.00	\$14,500.00	0.12%	0.13%	DBE		
	IBE TOTAL(s)	\$3,691,958.76	\$2,316,211.51					
PROJECT TITLE	PRIME CONTRACTOR	CONTRACT VALUES	PAYMENT TOTALS	IBE TARGET	IBE ACTUAL	IBE TYPE	START DATE	END DATE
DB-724A SCHNEIDER - Electronic Surveillance/Detection System Maintenance Contract	Schneider Electric	\$11,294,820.75	\$-	25.00%	0.00%		10/25/2018	11/26/2019
	Flagger Force	\$-	\$-	0.00%	0.00%	DBE		
	KS Engineers, P.C.	\$-	\$-	0.00%	0.00%	DBE		
	IBE TOTAL(s)	\$-	\$-					
PROJECT TITLE	PRIME CONTRACTOR	CONTRACT VALUES	PAYMENT TOTALS	IBE TARGET	IBE ACTUAL	IBE TYPE	START DATE	END DATE
T-611A MAGNUM (IBE PRIME) - NH/L TOLL BRIDGE SALT STORAGE FACILITY	Magnum, Inc.	\$1,439,584.00	\$-	25.00%	0.00%		03/26/2019	09/27/2019
	IBE TOTAL(s)	\$-	\$-					
PROJECT TITLE	PRIME CONTRACTOR	CONTRACT VALUES	PAYMENT TOTALS	IBE TARGET	IBE ACTUAL	IBE TYPE	START DATE	END DATE
T-644A J.D. ECKMAN - EASTON PHILLIPSBURG TB FACILITY ADMINISTRATION BLDG	J.D. Eckman, Inc.	\$11,117,003.61	\$10,655,961.72	25.00%	34.81%		06/01/2017	12/31/2019
	ESTABLISHED TRAFFIC CONTROL	\$334,000.00	\$344,314.76	3.00%	3.23%	WBE		
	Guidemark, Inc.	\$-	\$523,694.13	0.00%	4.91%			
	Jag'd Construction, Inc.	\$2,809,000.00	\$2,567,250.00	25.27%	24.09%	SBE		
	Jilco, Inc.	\$266,808.01	\$155,161.21	2.40%	1.46%	DBE		
	Mattiola Services, LLC	\$-	\$119,272.48	0.00%	1.12%			
	IBE TOTAL(s)	\$3,409,808.01	\$3,709,692.58					

Active Professional Services and Construction Projects Payments Detail Report

Total Prime's Contracts Value	\$558,354,040.58
Total Payments to IBEs	\$54,201,824.61
Total Payments to Primes	\$261,390,088.89
IBE Target	25.00%
IBE Actual	20.74%

Meeting or Exceeding the Target

Not Yet Met the Target

PROJECT TITLE	PRIME CONTRACTOR	CONTRACT VALUES	PAYMENT TOTALS	IBE TARGET	IBE ACTUAL	IBE TYPE	START DATE	END DATE
T-645A MJF - BUILDING & FACILITIES ENERGY CONSERVATION	MJF Electrical Contracting, Inc.	\$5,326,520.00	\$4,385,979.00	25.00%	9.74%		06/27/2017	09/30/2019
	Atlas Flasher & Supply Co	\$365,000.00	\$427,355.00	6.85%	9.74%	DBE		
	Turtle and Hughes	\$1,063,420.00	\$-	19.96%	0.00%	WBE		
	IBE TOTAL(s)	\$1,428,420.00	\$427,355.00					
PROJECT TITLE	PRIME CONTRACTOR	CONTRACT VALUES	PAYMENT TOTALS	IBE TARGET	IBE ACTUAL	IBE TYPE	START DATE	END DATE
T-645B SCHNEIDER - BUILDING & FACILITIES ENERGY CONSERVATION MEASURES - MECHANICAL/CONTROLS	Schneider Electric	\$1,154,809.00	\$839,284.55	25.00%	12.68%		06/27/2017	09/30/2019
	Cedar Electric, Inc.	\$173,221.35	\$106,458.80	15.00%	12.68%	VBE		
	MAS Construction Services, LLC	\$115,489.00	\$-	10.00%	0.00%	WBE		
	IBE TOTAL(s)	\$288,710.35	\$106,458.80					
PROJECT TITLE	PRIME CONTRACTOR	CONTRACT VALUES	PAYMENT TOTALS	IBE TARGET	IBE ACTUAL	IBE TYPE	START DATE	END DATE
T-668A TRUMBULL - SFB Bridge Replacement Project	Trumbull Corporation	\$396,000,000.00	#####	25.00%	19.28%		02/27/2017	08/31/2021
	3 Rivers Pipe Profiling	\$109,665.00	\$36,883.80	0.03%	0.02%	DBE		
	ABC Construction Co., Inc.	\$2,510,000.00	\$2,772,635.77	0.63%	1.64%	WBE		
	ALLIANCE LANDSCAPING INC	\$102,800.00	\$94,442.00	0.03%	0.06%	DBE		
	Aspen Landscaping Contracting, Inc.	\$65,000.00	\$117,674.59	0.02%	0.07%	MBE		
	Baseline Supply LLC	\$5,184,510.49	\$4,568,405.69	1.31%	2.71%	WBE		
	Berto Construction, Inc.	\$500,000.00	\$705,243.15	0.13%	0.42%	MBE		
	Bridg-it Fabricators, Inc.	\$1,596,794.64	\$471,629.56	0.40%	0.28%	DBE		
	Delta Line Construction Co.	\$15,995,106.80	\$3,199,266.97	4.04%	1.89%	WBE		
	FILLY OIL, INC.	\$1,000,000.00	\$882,036.13	0.25%	0.52%	WBE		
	Garden State Precast Inc.	\$1,100,000.00	\$1,066,962.72	0.28%	0.63%	SBE		
	JMD Building Products LLC	\$116,844.00	\$52,039.28	0.03%	0.03%	WBE		
	KAS CONSTRUCTION CONSULTANTS, LLC	\$13,188,561.39	\$4,300,741.98	3.33%	2.55%	DBE		
	LB Construction Enterprises, Inc.	\$3,084,570.37	\$3,254,579.01	0.78%	1.93%	MBE		
	M.L.RUBERTON CONSTRUCTION CO., INC.	\$7,402,644.00	\$2,338,378.47	1.87%	1.38%	WBE		
	Madura Steel Sales, Inc	\$10,235,202.78	\$1,490,581.40	2.58%	0.88%	DBE		
	North Suburban Tree Service, Inc.	\$307,727.00	\$101,439.90	0.08%	0.06%	DBE		
	Pavilion Drainage Supply Co., Inc.	\$30,653.25	15053.63	0.01%	0.00%	DBE		
	PennFab, Inc.	\$3,000,000.00	\$2,687,366.46	0.76%	1.59%	VBE		
	Reilly Sweeping, Inc.	\$160,000.00	\$-	0.04%	0.00%	SBE		
	SHAKA	\$3,500.00	\$3,500.00	0.00%	0.00%	DBE		
	Structural Services, Inc.	\$7,833,496.50	\$1,151,764.59	1.98%	0.68%	SBE		
	Timber Industries, LLC	\$1,076,448.13	\$1,104,648.74	0.27%	0.65%	MBE		
	W.R. Burnett, Inc.	\$570,000.00	\$800,910.10	0.14%	0.47%	MBE		

Active Professional Services and Construction Projects Payments Detail Report

Total Prime's Contracts Value	\$558,354,040.58
Total Payments to IBEs	\$54,201,824.61
Total Payments to Primes	\$261,390,088.89
IBE Target	25.00%
IBE Actual	20.74%

Meeting or Exceeding the Target

Not Yet Met the Target

	Work Zone Contractors, LLC	\$1,000,000.00	\$1,219,744.70	0.25%	0.72%	DBE	
	ZONE STRIPING INC	\$1,183,583.77	\$139,418.59	0.30%	0.08%	SBE	
	Advanced Coring and Cutting Corp.	\$-	\$-	0.00%	0.00%	SBE	
	Hispanic Ventures	\$23,000.00	\$-	0.01%	0.00%	MBE	
	Keystone Tile & Marble	\$4,588.00	\$-	0.00%	0.00%	DBE	
	Sealing Concepts LLC	\$39,720.00	\$-	0.01%	0.00%	SBE	
	VideoTek Construction LLC	\$100.00	\$-	0.00%	0.00%	DBE	
	IBE TOTAL(s)	\$77,424,516.12	\$32,575,347.23				

PROJECT TITLE	PRIME CONTRACTOR	CONTRACT VALUES	PAYMENT TOTALS	IBE TARGET	IBE ACTUAL	IBE TYPE	START DATE	END DATE
T-707A Bracy - Commission Administration Building at SFB & Adaptive Reuse of the 1799 Building	Bracy Construction Inc	\$21,357,000.00	\$12,300,011.18	25.00%	23.60%		03/27/2018	07/31/2019
	AGP & Sons, Inc.	\$552,327.00	\$350,101.80	2.59%	2.85%	SBE		
	Benner & White Construction, Inc.	\$2,064,000.00	\$861,930.00	9.66%	7.01%	VBE		
	Graboyes, LLC	\$2,183,569.00	\$1,664,356.50	10.22%	13.53%	WBE		
	Hispanic Ventures Contracting, LLC	\$109,950.00	\$11,475.00	0.51%	0.09%			
	Sealing Concepts LLC	\$16,750.54	\$15,075.49	0.08%	0.12%	VBE		
	Reeb Building Systems LLC	\$491,749.60	\$-	2.30%	0.00%	DBE		
	IBE TOTAL(s)	\$5,418,346.14	\$2,902,938.79					

PROJECT TITLE	PRIME CONTRACTOR	CONTRACT VALUES	PAYMENT TOTALS	IBE TARGET	IBE ACTUAL	IBE TYPE	START DATE	END DATE
TS-687A Carr & Duff - LOWER TRENTON TOLL SUPPORTED BRIDGE REPLACEMENT OF SIGN LIGHTING ELEMENTS	CARR & DUFF, INC	\$647,000.00	\$584,060.00	25.00%	32.94%		06/23/2017	02/28/2019
	North Star Electrical Supply Company, Inc.	\$163,632.58	\$163,632.58	25.29%	28.02%	WBE		
	Service Painting, Inc.	\$-	\$28,750.00	0.00%	4.92%			
	IBE TOTAL(s)	\$163,632.58	\$192,382.58					

PROJECT TITLE	PRIME CONTRACTOR	CONTRACT VALUES	PAYMENT TOTALS	IBE TARGET	IBE ACTUAL	IBE TYPE	START DATE	END DATE
TTS-723A J FLETCHER - ON CALL BEAM GUIDE RAIL & ATTENUATOR REPLACEMENT	J. Fletcher Creamer & Son, Inc.	\$1,376,666.00	\$88,635.00	25.00%	50.30%		01/02/2018	12/18/2019
	Road Safety Systems, LLC	\$345,000.00	\$44,583.60	25.06%	50.30%	SBE		
	IBE TOTAL(s)	\$345,000.00	\$44,583.60					

Final Report Card for Completed Professional Services and Construction Projects

Total Prime's Contracts Value	\$42,850,221.95
Total Payments to IBEs	\$13,071,232.34
Total Payments to Primes	\$42,846,541.95
IBE Target	25.00%
IBE Actual	30.51%

Met or Exceeded The Target

Did Not Meet The Target

	PROJECT TITLE	PRIME CONTRACTOR	CONTRACT VALUES	PAYMENT TOTALS	IBE TARGET	IBE ACTUAL	IBE TYPE	START DATE	END DATE
1	CM-664A / Scudder Falls Bridge Replacement - PA Noise Walls Construction Management Services	GREENMAN-PEDERSEN, INC.	\$ 849,622.00	\$ 849,622.00	25%	19.74%		02/29/2016	02/28/2019

	PROJECT TITLE	PRIME CONTRACTOR	CONTRACT VALUES	PAYMENT TOTALS	IBE TARGET	IBE ACTUAL	IBE TYPE	START DATE	END DATE
2	C-508A / I-78 Maintenance Garage Expansion	BURNS ENGINEERING, INC.	\$ 717,042.74	\$ 717,042.74	25%	42.65%		07/27/2015	10/31/2018

	PROJECT TITLE	PRIME CONTRACTOR	CONTRACT VALUES	PAYMENT TOTALS	IBE TARGET	IBE ACTUAL	IBE TYPE	START DATE	END DATE
3	CM-508A / I-78 Maintenance Garage Expansion Engineering Services for Construction Management	STV, Inc.	\$ 582,335.21	\$ 582,335.21	25%	13.83%		02/29/2016	04/30/2018

	PROJECT TITLE	PRIME CONTRACTOR	CONTRACT VALUES	PAYMENT TOTALS	IBE TARGET	IBE ACTUAL	IBE TYPE	START DATE	END DATE
4	CI-665A / Scudder Falls Bridge Replacement Project - PA Noise Walls Construction	JACOBS ENGINEERING GROUP, INC.	\$ 626,933.76	\$ 626,933.76	25%	7.14%		05/23/2016	11/02/2017

	PROJECT TITLE	PRIME CONTRACTOR	CONTRACT VALUES	PAYMENT TOTALS	IBE TARGET	IBE ACTUAL	IBE TYPE	START DATE	END DATE
5	C-650A / Riverton - Belvidere Toll Supported Bridge Critical Member Strengthening - Design	AMMANN & WHITNEY	\$ 451,072.33	\$ 451,072.33	25%	20.66%		10/26/2015	08/08/2017

	PROJECT TITLE	PRIME CONTRACTOR	CONTRACT VALUES	PAYMENT TOTALS	IBE TARGET	IBE ACTUAL	IBE TYPE	START DATE	END DATE
6	CI-566A / Portland - Columbia Toll Bridge Approach Roadways Improvements	JACOBS ENGINEERING GROUP, INC.	\$ 476,991.53	\$ 476,991.53	25%	30.29%		02/23/2015	10/15/2016

7	PROJECT TITLE	PRIME CONTRACTOR	CONTRACT VALUES	PAYMENT TOTALS	IBE TARGET	IBE ACTUAL	IBE TYPE	START DATE	END DATE
	C663A / Scudder Falls Bridge Replacement Project - Traffic Engineering Services Pre-construction Traffic Study	PENNONI ASSOCIATES, INC.	\$ 237,424.67	\$ 237,424.67	25%	49.93%		07/30/2015	04/20/2016
8	PROJECT TITLE	PRIME CONTRACTOR	CONTRACT VALUES	PAYMENT TOTALS	IBE TARGET	IBE ACTUAL	IBE TYPE	START DATE	END DATE
	TS-677A SPARWICK - SF TSB Interim Deck Repairs on I-95	SPARWICK	\$1,003,336.00	\$999,656.00	25%	100.00%	SBE	05/20/2015	5/31/2019
9	PROJECT TITLE	PRIME CONTRACTOR	CONTRACT VALUES	PAYMENT TOTALS	IBE TARGET	IBE ACTUAL	IBE TYPE	START DATE	END DATE
	T-708A / New Hope Lambertville Toll Bridge Floor System Rehabilitation - Facility Administration Building	ALLIED PAINTING, INC.	\$ 1,546,100.00	\$ 1,546,100.00	25%	11.06%		03/26/2018	01/10/2019
10	PROJECT TITLE	PRIME CONTRACTOR	CONTRACT VALUES	PAYMENT TOTALS	IBE TARGET	IBE ACTUAL	IBE TYPE	START DATE	END DATE
	T-717A / Milford-Montague Toll Bridge Salt Storage Building	BRACY CONSTRUCTION, INC.	\$ 1,232,810.45	\$ 1,232,810.45	25%	11.78%		09/25/2017	11/30/2018
11	PROJECT TITLE	PRIME CONTRACTOR	CONTRACT VALUES	PAYMENT TOTALS	IBE TARGET	IBE ACTUAL	IBE TYPE	START DATE	END DATE
	T-508A / I-78 Maintenance Garage Expansion at I-78 PA Welcome Center / Maintenance Facility	BRACY CONSTRUCTION, INC.	\$ 9,845,176.91	\$ 9,845,176.91	25%	14.43%		06/27/2016	06/30/2018
12	PROJECT TITLE	PRIME CONTRACTOR	CONTRACT VALUES	PAYMENT TOTALS	IBE TARGET	IBE ACTUAL	IBE TYPE	START DATE	END DATE
	TS-699A / Lower Trenton Toll Supported Bridge Approach Traffic Signal Equipment Upgrades	CARR AND DUFF, INC.	\$ 161,150.32	\$ 161,150.32	25%	37.96%		03/29/2017	04/24/2018

	PROJECT TITLE	PRIME CONTRACTOR	CONTRACT VALUES	PAYMENT TOTALS	IBE TARGET	IBE ACTUAL	IBE TYPE	START DATE	END DATE
13	T-667A / Scudder Falls Bridge Replacement Project - Tree Clearing	AP CONSTRUCTION, INC.	\$ 1,721,688.26	\$ 1,721,688.26	25%	26.42%		12/23/2015	09/20/2017

	PROJECT TITLE	PRIME CONTRACTOR	CONTRACT VALUES	PAYMENT TOTALS	IBE TARGET	IBE ACTUAL	IBE TYPE	START DATE	END DATE
14	T-666A / Scudder Falls Bridge Replacement Project - PA Noise Walls	PKF - MARK III, INC.	\$ 11,219,737.01	\$ 11,219,737.01	25%	29.81%		04/29/2016	08/14/2017

	PROJECT TITLE	PRIME CONTRACTOR	CONTRACT VALUES	PAYMENT TOTALS	IBE TARGET	IBE ACTUAL	IBE TYPE	START DATE	END DATE
15	T-661A / Scudder Falls Bridge Replacement Project Subsurface Boring & Sampling	TRC ENGINEERS	\$ 1,438,941.98	\$ 1,438,941.98	25%	16.29%		05/18/2015	05/18/2017

	PROJECT TITLE	PRIME CONTRACTOR	CONTRACT VALUES	PAYMENT TOTALS	IBE TARGET	IBE ACTUAL	IBE TYPE	START DATE	END DATE
16	T-705A / I-78 Toll Plaza Bumper Block Replacement	SPARWICK CONTRACTING, INC. - (IBE)	\$ 160,006.00	\$ 160,006.00	25%	100%	SBE	10/17/2016	03/03/2017

	PROJECT TITLE	PRIME CONTRACTOR	CONTRACT VALUES	PAYMENT TOTALS	IBE TARGET	IBE ACTUAL	IBE TYPE	START DATE	END DATE
17	T-514A / DIH Toll Bridges Facilities Emergency Standby Generators Improvements	WEST SIDE HAMMER ELECTRIC	\$ 644,686.00	\$ 644,686.00	25%	30.61%		07/27/2015	01/08/2017

	PROJECT TITLE	PRIME CONTRACTOR	CONTRACT VALUES	PAYMENT TOTALS	IBE TARGET	IBE ACTUAL	IBE TYPE	START DATE	END DATE
18	TS-639B / Lower Trenton TSB Approach Roadways Improvements	MOUNT CONSTRUCTION CO., INC. - (IBE)	\$ 2,090,794.00	\$ 2,090,794.00	25%	100%	WBE	04/09/2015	12/06/2016

	PROJECT TITLE	PRIME CONTRACTOR	CONTRACT VALUES	PAYMENT TOTALS	IBE TARGET	IBE ACTUAL	IBE TYPE	START DATE	END DATE
19	T-641A / Easton / Phillipsburg Ramp C Stabilization	MERCO, INC. - (IBE)	\$ 998,300.00	\$ 998,300.00	25%	100%	SBE	11/23/2015	12/01/2016

	PROJECT TITLE	PRIME CONTRACTOR	CONTRACT VALUES	PAYMENT TOTALS	IBE TARGET	IBE ACTUAL	IBE TYPE	START DATE	END DATE
20	T-566A / Portland - Columbia Toll Bridge Approach Roadway Improvement	INTERCOUNTY PAVING COMPANY	\$ 6,193,334.28	\$ 6,193,334.28	25%	30.32%		02/25/2015	11/30/2016

	PROJECT TITLE	PRIME CONTRACTOR	CONTRACT VALUES	PAYMENT TOTALS	IBE TARGET	IBE ACTUAL	IBE TYPE	START DATE	END DATE
21	TS-650A / Riverton - Belvidere Toll Supported Bridge	ROAD-CON, INC.	\$ 652,738.50	\$ 652,738.50	25%	4.34%		08/15/2016	11/11/2016

**Workforce Utilization Summary
Active Construction Projects**

**Total hours includes other States in addition to PA / NJ.	Total Hours Worked **	Total Minorities	Minority %	New Hires	Women	Women %	Total Apprentice	Caucasian	Other	NJ	NJ %	PA	PA %	States Except NJ & PA	States Except NJ & PA %	African American	Asian	Hispanic / Latino	Native American or Alaskan	Native Hawaiian Or Other Pacific Islander
Project Name	822,022.73	141,167.30	17.17%	739.00	27,177.25	3.31	19,997.65	677,348.18	3,506.75	306,885.73	37.33%	494,408.78	60.15%	29,949.50	3.64%	77,784.50	2,395.50	56,627.30	4,300.00	60.00
T-668A / TRUMBULL - Combined Totals for PA & NJ	700,593.50	119,495.00	17.06%	174.00	26,012.75	3.71%	12,521.50	578,652.00	2,446.50	288,604.25	41.19%	401,436.35	57.30%	21,202.00	3.03%	73,264.75	2,218.00	39,652.25	4,300.00	60.00
T-668A / TRUMBULL - PA SFB Replacement Project	404,829.00	65,457.25	16.17%	0.00	16,560.75	4.09%	4,168.50	338,014.75	1,357.00	66,474.75	16.42%	328,939.75	65.54%	12,805.50	3.16%	37,327.00	2,081.00	23,075.75	2,913.50	60.00
T-668A / TRUMBULL - NJ SFB Replacement Project	295,764.50	54,037.75	18.27%	174.00	9,452.00	3.20	8,353.00	240,637.25	1,089.50	222,129.50	75.10%	72,496.60	24.51%	8,396.50	5.66%	35,937.75	137.00	16,576.50	1,386.50	0.00
DB-540A / TRANSORE - Electronic Toll Collection System Replacement - Design, Build & Maintain	2,040.00	1,087.50	53.00%	0.00	0.00	0.00%	0.00	321.00	631.50	108.00	0.05%	875.00	0.43%	1,057.00	0.52%	674.00	158.00	255.50	0.00	0.00
DB-724A / SCHNEIDER ELECTRIC - Electronic Surveillance / Detection System Maintenance Contract	0.00	0.00	0.00	0.00	0.00	0.00	0.00	0.00	0.00	0.00	0.00	0.00	0.00	0.00	0.00	0.00	0.00	0.00	0.00	0.00
T-611A / MAGNUM - New Hope-Lambertville Toll Bridge Salt Storage Facility	40.00	0.00	0.00	0.00	0.00	0.00	0.00	40.00	0.00	0.00	0.00	40.00	100.00	0.00	0.00	0.00	0.00	0.00	0.00	0.00

**Workforce Utilization Summary
Active Construction Projects**

**Total hours includes other States in addition to PA / NJ.	Total Hours Worked **	Total Minorities	Minority %	New Hires	Women	Women %	Total Apprentice	Caucasian	Other	NJ	NJ %	PA	PA %	States Except NJ & PA	States Except NJ & PA %	African American	Asian	Hispanic / Latino	Native American or Alaskan	Native Hawaiian Or Other Pacific Islander
Project Name	822,022.73	141,167.30	17.17%	739.00	27,177.25	3.31	19,997.65	677,348.18	3,506.75	306,885.73	37.33%	494,408.78	60.15%	29,949.50	3.64%	77,784.50	2,395.50	56,627.30	4,300.00	60.00
T-644A / J.D. ECKMAN - Easton Phillipsburg TB Facility Administration Building	47,770.75	12,522.75	26.21%	0.00	1,098.75	2.30	1,517.50	35,207.25	40.75	7,000.50	14.65%	33,625.75	70.39%	7,144.50	14.96%	1,203.50	19.50	11,299.75	0.00	0.00
T-645A / MJF - Building & Facilities Energy Conservation	9,735.28	2,226.05	0.23%	0.00	65.75	0.01	1,250.00	7,509.23	0.00	1,276.30	0.13%	8,458.98	0.87%	0.00	0.00%	1,168.25	0.00	1,057.80	0.00	0.00
T-645B / SCHNEIDER ELECTRIC - Builsg & Facilities Energy Conservation Measures - Mechanical / Controls	1,625.50	0.00	0.00%	0.00	0.00	0.00	0.00	1,625.00	0.00	0.00	0.00%	1,135.50	69.86%	490.00	30.14%	0.00	0.00	0.00	0.00	0.00
T-707A / BRACY CONSTRUCTION - Commission Administration Building at SFB & Adaptive Reuse of the 1799 Building	56,859.70	5,605.00	9.86%	565.00	0.00	0.00	3,682.65	50,866.70	388.00	12,357.38	21.73%	44,446.32	78.17%	56.00	0.10%	1,474.00	0.00	4,131.00	0.00	0.00
TS-687A / CARR & DUFF - Lower Trenton Toll Supported Bridge Replacement Of Sign Lighting Elements	2,734.00	41.00	0.01%	0.00	0.00	0.00	1,026.00	2,693.00	0.00	750.00	0.27%	1,984.00	0.73%	0.00	0.00%	0.00	0.00	41.00	0.00	0.00
TTS-723A / J. FLETCHER CREAMER - On Call Beam Guide Rail & Attenyator Replacement	624.00	190.00	30.45%	0.00	0.00	0.00	0.00	434.00	0.00	624.00	100.00%	0.00	0.00%	0.00	0.00%	0.00	0.00	190.00	0.00	0.00

Delaware River Joint Toll Bridge Commission
Meeting of June 24, 2019

MINORITY, WOMEN AND SMALL BUSINESS ENTERPRISE PROGRAM OVERVIEW

The Delaware River Joint Toll Bridge Commission implemented a one-year Minority Business Enterprise (MBE) pilot program, with a 7% participation goal, and the Women Business Enterprise (WBE) pilot program with a 3% goal. These goals applied to consultants and contractors' participating in the Commission's Capital Program and were effective on September 1, 2008.

At its December 2008 Commission Meeting, the Commission revised the pilot program to specify a 25% Small Business Enterprise (SBE) goal to New Jersey assigned consultant contracts in lieu of the previously specified 7% MBE and 3% WBE goals.

At its December 2010 Commission Meeting, due to the success of the Commission's MWSBE Pilot Program, the Delaware River Joint Toll Bridge Commission adopted a resolution for permanent status of the Minority Business Enterprise (MBE) program, with a 7% participation goal, and the Women Business Enterprise (WBE) program with a 3% goal, and the Small Business Enterprise (SBE) program with a 25% goal. These goals apply to consultants and contractors' participating in the Commission's Capital Program.

The Contract Compliance Department continues to monitor, update and analyze the payments for the MWSBE diversity program.

<i>a)</i> PA Assigned Professional Services Contracts:	7% MBE and 3% WBE
<i>b)</i> No State Assigned Professional Services Contracts:	7% MBE and 3% WBE
<i>c)</i> Capital Plan Construction Contracts:	7% MBE and 3% WBE
<i>d)</i> NJ Assigned Professional Services Contracts:	25% SBE

Numerous diversified businesses have benefited and continue to benefit from the Commission's previous M/W/SBE Program. The number of Contracts awarded during the MWSBE Program are as follows:

➤ Active Projects:	7
➤ Completed Projects:	70
➤ Total Capital Program Projects:	77
➤ Total Number of Contractors:	180

As of July 1, 2014 projects fall into the status now commonly referred to as IBE (Identified Business Enterprise) with a projected target to be or to exceed 25% of the total project award amount.

Minority, Women and Small Business Enterprise Payment Reporting

All Active Projects

May-19

PROJECT NO.	CONTRACTOR / CONSULTANT	PROJECT VALUE	TOTAL PAYMENTS TO DATE	MBE GOAL 7 %	MBE PAYMENTS	WBE GOAL 3 %	WBE PAYMENTS	SBE GOAL 25 %	SBE PAYMENTS	AWARD DATE
C-502A	AECOM Transp.	\$ 30,397,000.00	\$ 26,395,486.30	4.34%	\$ 1,319,428.97	2.50%	\$ 759,567.37		\$ -	11/25/2008
C-628A	Dewberry	\$ 1,000,000.00	\$ 474,876.49	1.78%	\$ 17,754.10	2.22%	\$ 22,233.26		\$ -	02/25/2014
C-627B	French & Parello	\$ 500,000.00	\$ 276,851.58		\$ -		\$ -	5.70%	\$ 28,487.21	08/01/2014
C-629A	Hill International	\$ 300,000.00	\$ 181,931.20		\$ -		\$ -	13.66%	\$ 40,993.70	07/29/2014
C-556A	Pennoni Associates	\$ 389,614.63	\$ 323,615.98		\$ -		\$ -	12.88%	\$ 50,193.77	05/20/2014
C-628B	Louis Berger Group	\$ 1,000,000.00	\$ 800,089.77		\$ -		\$ -	9.21%	\$ 92,111.29	12/23/2013
C-599A	McCormick & Taylor	\$ 1,000,000.00	\$ 283,117.05		\$ -	0.50%	\$ 5,000.00		\$ -	11/01/2011

**Total Number of
Contracts**

2

3

4

MBE = Minority Business Enterprise

WBE = Women Business Enterprise

SBE = Small Business Enterprise

Minority, Women and Small Business Enterprise Payment Reporting

All Completed Contracts

*Categories highlighted below indicates the Prime has either met or exceeded the target.

CONTRACT NO.	CONTRACTOR / CONSULTANT	CONTRACT VALUE	MBE GOAL 7.0 %	MBE PAYMENTS	WBE GOAL 3.0 %	WBE PAYMENTS	SBE GOAL 25.0 %	SBE PAYMENTS
DB-427B	A.P. Construction	\$ 4,356,866.00	10.00%	\$ 435,686.60	7.30%	\$ 318,051.22		\$ -
T/TS-573A	A.P. Construction	\$ 7,823,588.00	7.69%	\$ 601,633.92	4.92%	\$ 384,920.53		\$ -
T-440BR	A.P. Construction	\$ 4,608,295.33	11.70%	\$ 539,170.55	7.33%	\$ 337,788.05		\$ -
TTS-476A-2	A.P. Construction	\$ 3,511,153.06	7.20%	\$ 252,803.02	5.50%	\$ 193,113.42		\$ -
T-472A	Allied Painting	\$ 15,595,983.76	9.70%	\$ 1,512,810.42	15.00%	\$ 2,339,397.56		\$ -
C-443A	Ammann & Whitney	\$ 770,909.81	10.00%	\$ 77,090.98	14.00%	\$ 107,927.37		\$ -
C-445A	Ammann & Whitney	\$ 920,304.08	7.20%	\$ 66,261.89	3.20%	\$ 29,449.73		\$ -
C-629B	Michael Baker	\$ 500,000.00		\$ -		\$ -	2.79%	\$ 13,937.96
T-474A	Bracy Contracting	\$ 2,660,000.00	6.05%	\$ 160,930.00	2.87%	\$ 76,342.00		\$ -
C-474A	Brinjac	\$ 287,603.87	8.00%	\$ 23,008.31	9.00%	\$ 25,884.35		\$ -
C-627A	Buchart Horn	\$ 132,374.35	0.00%	\$ -	0.00%	\$ -		\$ -
C-598A	Burns Group	\$ 408,272.00		\$ -		\$ -	8.00%	\$ 32,661.76
C-454A	Carroll Engineers	\$ 500,000.00	18.10%	\$ 90,500.00	5.90%	\$ 29,500.00		\$ -
C-543A	Cherry Weber	\$ 612,233.00		\$ -		\$ -	28.30%	\$ 173,261.94
C-639A	Cherry Weber	\$ 401,455.40	18.10%	\$ 72,663.43	5.90%	\$ 23,685.87		\$ -
T-498A	Cornell & Co.	\$ 1,999,015.22	9.30%	\$ 185,908.42	6.30%	\$ 125,937.96		\$ -
T-554A	Dayspring Electric	\$ 232,117.66	0.00%	\$ -	0.00%	\$ -		\$ -
C-454B	French & Parello	\$ 500,000.00		\$ -		\$ -	17.00%	\$ 85,000.00
C-453A	Gannett Fleming	\$ 1,000,000.00	5.33%	\$ 53,300.00	0.87%	\$ 8,700.00		\$ -
C-598B	Gannett Fleming	\$ 367,353.90		\$ -		\$ -	8.95%	\$ 32,878.17
C-566A	Greenman Pedersen	\$ 350,675.02	9.54%	\$ 33,464.64	0.83%	\$ 2,924.37		\$ -
C-599B	Greenman Pedersen	\$ 1,000,000.00		\$ -		\$ -	4.00%	\$ 40,000.00
CM-437A	Greenman Pedersen	\$ 2,559,020.59		\$ -		\$ -	19.50%	\$ 499,009.02
CM-440B	Greenman Pedersen	\$ 753,336.71		\$ -		\$ -	17.64%	\$ 132,888.60
T-441A	H & G Contractors	\$ 1,586,698.00	6.60%	\$ 104,722.07	1.57%	\$ 24,911.16		\$ -
C-530A	Hill International	\$ 400,000.00	2.50%	\$ 10,000.00	0.00%	\$ -		\$ -
CM-427B	Hill International	\$ 629,749.00		\$ -		\$ -	13.60%	\$ 85,645.86
CM-447B	Hill International	\$ 973,401.52	4.10%	\$ 39,909.46	2.10%	\$ 20,441.43		\$ -
CM-442A	Hill International	\$ 319,826.73		\$ -		\$ -	25.14%	\$ 80,404.44
CM-573A	Hill International	\$ 1,038,384.48	6.20%	\$ 64,379.84	5.80%	\$ 60,226.30		\$ -
T-506A	HRI	\$ 13,727,411.69	7.17%	\$ 984,255.42	2.91%	\$ 399,467.68		\$ -
TS-505A	IEW	\$ 661,352.00	55.00%	\$ 363,743.60	8.93%	\$ 59,058.73		\$ -
DB-563A	J. Fletcher Creamer	\$ 1,283,717.00	15.00%	\$ 192,557.55	4.00%	\$ 51,348.68		\$ -
TTS-634AR	J. Fletcher Creamer	\$ 896,808.00	8.35%	\$ 74,885.53	0.42%	\$ 3,755.75		\$ -
T-437A	J.D. Eckman	\$ 24,412,321.90	7.48%	\$ 1,826,041.68	3.04%	\$ 742,134.59		\$ -
C-549AR	Jacobs Engineering	\$ 445,549.98	8.02%	\$ 35,745.16	3.11%	\$ 13,866.11		\$ -
TS-442A	James A. Anderson	\$ 2,149,268.62	6.30%	\$ 135,403.92	1.30%	\$ 27,940.49		\$ -
TS-443A	James A. Anderson	\$ 2,461,975.00	0.00%	\$ -	6.10%	\$ 150,180.48		\$ -
T-543A	James D. Morrissey	\$ 6,683,640.40	4.80%	\$ 320,814.74	8.64%	\$ 577,466.53		\$ -
CM-444A	JMT	\$ 905,196.00	9.50%	\$ 85,993.62	2.80%	\$ 25,345.49		\$ -
CM-506A	JMT	\$ 1,459,000.00	7.65%	\$ 111,613.50	2.40%	\$ 35,016.00		\$ -
CM-543A	JMT	\$ 752,729.58		\$ -		\$ -	30.60%	\$ 230,335.25
C-506A	KS Engineers	\$ 1,156,622.33	63.38%	\$ 733,067.23	13.44%	\$ 155,450.04		\$ -
TTS-476A-1	Kyle Conti	\$ 4,128,641.00	0.09%	\$ 3,715.78	9.00%	\$ 371,577.69		\$ -
DB-562A	M.L. Ruberton	\$ 344,492.68	8.30%	\$ 28,592.89	3.80%	\$ 13,090.72		\$ -
T-475A	Miniscalco	\$ 68,229.51	2.25%	\$ 1,535.16	1.20%	\$ 818.75		\$ -
TS-445A	Neshaminy Contractors	\$ 6,285,926.10	16.90%	\$ 1,062,321.51	2.70%	\$ 169,720.00		\$ -
TS-447B	Neshaminy Contractors	\$ 8,955,586.24	8.60%	\$ 770,180.42	2.58%	\$ 231,054.12		\$ -
C-437B	Parsons Brinkerhoff	\$ 2,254,674.00		\$ -		\$ -	22.54%	\$ 508,203.52
C-437A	Pennoni Associates	\$ 764,181.39		\$ -		\$ -	24.00%	\$ 183,403.53
C-455B	Remington & Vernick	\$ 400,000.00		\$ -		\$ -	2.49%	\$ 9,960.00
TS-444A	Road-Con	\$ 7,814,850.68	4.87%	\$ 380,583.23	0.31%	\$ 24,226.04		\$ -
T-639A	Road-Con	\$ 3,324,313.00	0.00%	\$ -	13.90%	\$ 462,079.51		\$ -
C-621A	Rummel, Klepper & Kahl	\$ 487,881.64	9.01%	\$ 43,941.24	3.16%	\$ 15,427.54		\$ -
T-624A	Sparwick	\$ 874,601.00	7.60%	\$ 66,469.68	0.75%	\$ 6,559.51		\$ -
C-440B	Stantec	\$ 728,011.79	4.75%	\$ 34,580.56	2.80%	\$ 20,384.33		\$ -
C-440A	Stantec	\$ 405,011.03	4.80%	\$ 19,440.53	6.60%	\$ 26,730.73		\$ -
C-600A	STV	\$ 800,000.00		\$ -		\$ -	12.60%	\$ 100,800.00
CM-472A	STV	\$ 1,728,385.40		\$ -		\$ -	23.80%	\$ 411,355.73
CM-474A	STV	\$ 291,172.17	0.00%	\$ -	0.00%	\$ -		\$ -

MBE = Minority Business Enterprise / WBE = Women Business Enterprise / SBE = Small Business Enterprise

Data represents payments made from the start of the MWSBE program up to the completion of each referenced contract.

Minority, Women and Small Business Enterprise Payment Reporting All Completed Contracts

*Categories highlighted below indicates the Prime has either met or exceeded the target.

CONTRACT NO.	CONTRACTOR / CONSULTANT	CONTRACT VALUE	MBE GOAL 7.0 %	MBE PAYMENTS	WBE GOAL 3.0 %	WBE PAYMENTS	SBE GOAL 25.0 %	SBE PAYMENTS
C-538A	STV	\$ 500,000.00	1.25%	\$ 6,250.00	31.20%	\$ 156,000.00		\$ -
CM-443A	STV	\$ 204,152.63	16.75%	\$ 34,195.57	11.00%	\$ 22,456.79		\$ -
CM-445A	STV	\$ 682,064.44		\$ -		\$ -	26.00%	\$ 177,336.75
CM-498A	STV	\$ 571,665.66	12.00%	\$ 68,599.88	2.40%	\$ 13,719.98		\$ -
C-453B	T & M Associates	\$ 1,000,000.00		\$ -		\$ -	18.90%	\$ 189,000.00
C-07-11	Transsystems	\$ 747,493.55		\$ -		\$ -	21.05%	\$ 157,347.39
C-447B	Transsystems	\$ 666,016.64	8.00%	\$ 53,281.33	2.00%	\$ 13,320.33		\$ -
CM-476A	Trumbull	\$ 699,250.00	13.60%	\$ 95,098.00	6.10%	\$ 42,654.25		\$ -
C-505A	Urban Engineers	\$ 154,598.70		\$ -		\$ -	36.50%	\$ 56,428.53
C-539A	URS Corporation	\$ 265,070.69		\$ -		\$ -	0.00%	\$ -
Total Number of Contracts	70		49		49		21	

MBE = Minority Business Enterprise / WBE = Women Business Enterprise / SBE = Small Business Enterprise
Data represents payments made from the start of the MWSBE program up to the completion of each referenced contract.