

Delaware River Joint Toll Bridge Commission
Meeting of July 29, 2019

CONTRACT COMPLIANCE REPORT INDEX

Month of June 2019

SUBJECT	DESCRIPTION	PAGE NUMBER
Contract Compliance Program Operations Report	Operations Report June 2019	1-27

Delaware River Joint Toll Bridge Commission Meeting of July 29, 2019

TABLE OF CONTENTS

	<u>PAGE</u>
IBE PROGRAM OVERVIEW	3
COMPLIANCE SCORES OVERVIEW	4
PROFESSIONAL SERVICES & CONSTRUCTION CONTRACTOR(S) 25% IBE TARGET STATUS (ACTIVE & COMPLETED)	5
<i>Reference: Active Professional & Construction Projects Payment Detail Report</i>	8 - 12
<i>Reference: Final Report Card for Completed Professional Services and Construction Projects</i>	13 - 16
PRIME CONTRACTOR(S) & SUBCONTRACTOR(S) WORKFORCE UTILIZATION BY HOURS & ETHNICITY CATEGORIES	6
<i>Reference: Workforce Utilization Summary – Active Construction Projects</i>	17 - 23
MWSBE PROGRAM COMMITMENTS FOR PROFESSIONAL AND CONSTRUCTION (ACTIVE & COMPLETED)	7
<i>Reference: Minority, Women, and Small Business Enterprise Program Overview</i>	24
<i>Reference: MWSBE Commitments for Professional Services - Active Projects</i>	25
<i>Reference: MWSBE Professional & Construction Projects Final Commitment</i>	26 - 27

Delaware River Joint Toll Bridge Commission
Meeting of July 29, 2019

IBE PROGRAM OVERVIEW

The Delaware River Joint Toll Bridge Commission (Commission) established an IBE Program (MBE/WBE/SBE/DBE/DsBE/VBE) with a target of 25% for all Professional Services and Construction Contracts awarded by the Commission effective July 1, 2014. To date, the Commission has awarded fifty-six (56) contracts, with the IBE Program requirements. Currently, there are **35** active projects and **21** completed projects.

IBE Program Requirements

The Commission began using Elation Systems effective January 2017, as the online system for Payment Verification and Certified Payroll Reporting (CPR). All contracts awarded by the Commission to a Prime Consultant/Prime Contractor and their Subconsultants and Subcontractors use this service free of charge. Online training is available to vendors on how to use Elation Systems. The Contract Compliance Department and Elation Support Staff are available to assist all users.

The Contract Compliance Department (CCD) monitors, posts and reports data in regards to all payments. The CCD also reviews all Certified Payrolls submitted into Elation Systems.

The following are all mandatory requirements:

Company On-Line Registration:

- i. All Primes must register their company and activate an account in Elation Systems; *and*
- ii. All Primes must also ensure that all Subconsultants and Subcontractors register their company and activate an account in Elation Systems.

Payment Verification:

- i. Prime Contractors must post all payments to their Subconsultants and/or Subcontractors in Elation Systems; *and*
- ii. Prime Contractors and their Subconsultants and/or Subcontractors must confirm all payments received in Elation Systems.

Certified Payroll Reporting:

- i. All Prime Contractors are responsible for assigning someone from their staff with the responsibility to review, approve, and upload their CPR(s) on a weekly basis into Elation Systems; *and*
- ii. All Prime Contractors must also ensure that their Subcontractors upload their CPR(s) on a weekly basis into Elation Systems.

Prime Consultants / Contractors IBE Target performance will be displayed / available on the Commission's public website.

Delaware River Joint Toll Bridge Commission
Meeting of July 29, 2019

Contract Compliance Department
Compliance Score Overview

The Commission through its Contract Compliance Department has instituted a Compliance Score Rating that will be included in the Monthly Contract Compliance Report for all Professional Services and Construction Projects.

The Compliance Score Rating(s) is an ongoing summary of data presented on Active and Completed contracts, which includes the tracking of payments from Prime Consultants and Contractors to IBE Subconsultants and Subcontractors, and the Prime Contractors Workforce Utilization. The Scores will illustrate the progress and participation to meet the Targets by Prime Consultants and Contractors as part of the IBE program.

The complete and timely reporting of payments and certified payrolls to the Elation Systems by the Prime Consultants and Prime Contractors, and their Subconsultants and Subcontractors, will assist the Prime Consultant and Prime Contractor in tracking the data to meet their targets.

Accordingly, each Prime will also be given a final score at the completion of each project. Additionally, the data will be uploaded onto the Commission's public website on a monthly basis. ***The Score(s) are factored using the following criteria:***

IBE PAYMENTS

The payments by the Prime Consultant / Contractor to each of their IBE Subconsultants / Subcontractors will be calculated based on the criteria set by the Commission's 25% IBE Target.

WORKFORCE UTILIZATION

Workforce utilization contains 2 levels of scoring and documents the hourly employee utilization by workforce type, ethnicity and gender.

IBE Payments Score	
Score Standards	IBE Subcontractor Participation %
A+	45% & above
A	35% to 44.9%
B+	30% to 34.9%
B	25% to 29.9%
C+	20% to 24.9%
C	15% to 19.9%
D+	10% to 14.9%
D	5% to 9.9%
F	4.9% & below

Workforce Utilization Scores		
Score Standards	Workforce Utilization %	Ethnicity / Gender %
A+	30% & above	25% & above
A	25% to 29.9%	15% to 24.9%
B+	20% to 24.9%	over 15%
B	15% to 19.9%	10% to 14.9%
C+	10% to 14.9%	over 10%
C	10% to 14.9%	7.5% to 9.9%
D+	5% to 9.9%	over 7.5%
D	5% to 9.9%	5% to 7.4%
F	4.9% & below	4.9% & below

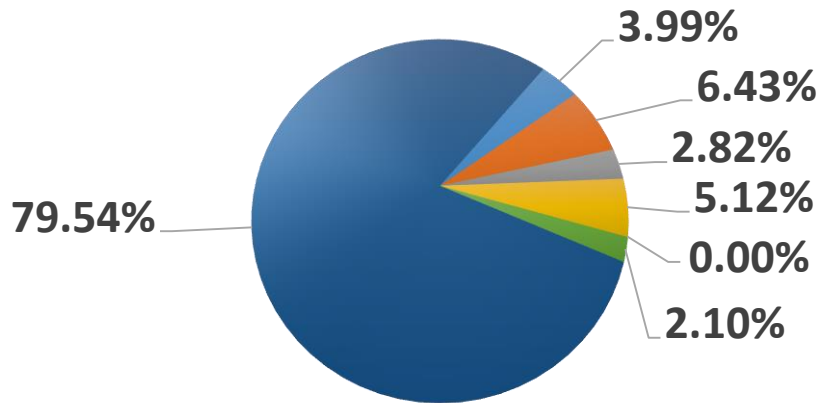
PROFESSIONAL SERVICES AND CONSTRUCTION CONTRACTORS 25% IBE TARGET STATUS

ACTIVE PROJECTS

Current IBE Status: 20.25%

Prime Contract Payments: \$ 280,285,147.38

Total Payments to IBEs: \$ 56,771,155.13



MBE \$ 11,175,421.17	WBE \$ 18,034,418.51
SBE \$ 7,336,298.39	DBE \$ 14,352,801.89
DsBE \$ 0.00	VBE \$ 5,872,215.17
Non-IBE \$ 190,116,722.46	

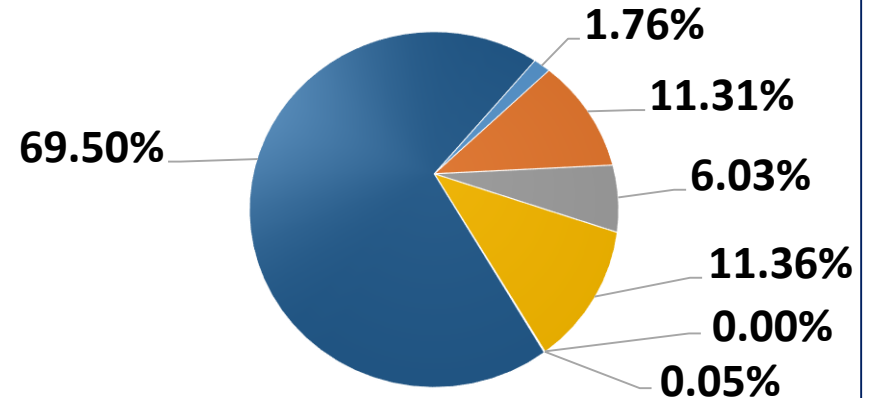
Data reflected above is available on pages 8 thru 12.

COMPLETED PROJECTS

Final IBE Status: 30.50%

Prime Final Contract Value(s): \$ 42,850,221.95

Total Payments to IBEs: \$ 13,071,232.34



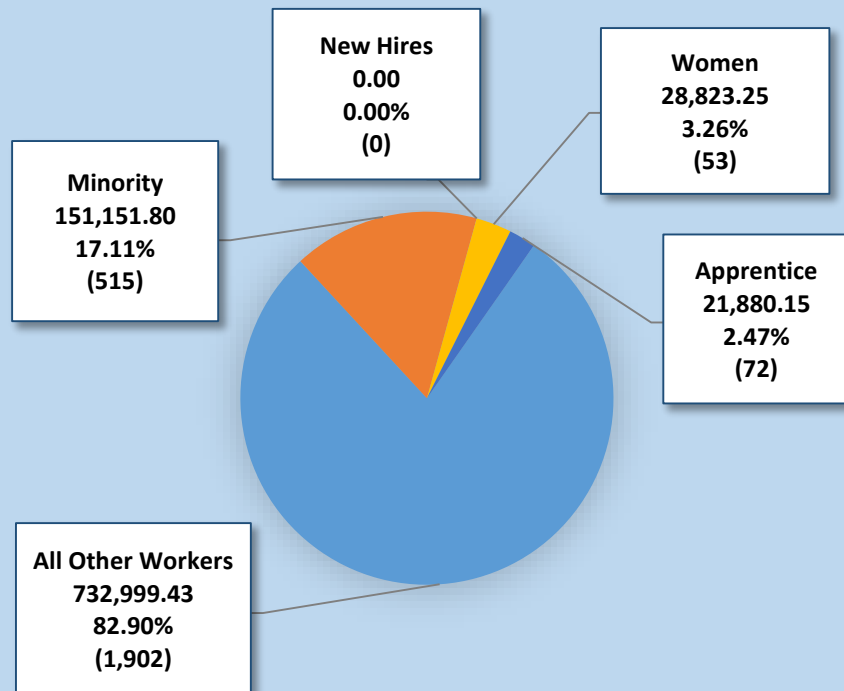
MBE \$ 755,925.04	WBE \$ 4,847,486.11
SBE \$ 2,582,318.31	DBE \$ 4,865,955.78
DsBE \$ 0.00	VBE \$ 19,547.10
Non-IBE \$ 29,778,989.61	

Data reflected above is available on pages 13 thru 16.

PRIME CONTRACTOR(S) & SUBCONTRACTOR(S) WORKFORCE UTILIZATION CATEGORIES BY HOURS, WORKERS & ETHNICITY

WORKER CATEGORIES Hours, Percentages and Workers

Total Hours Worked = 883,924.98

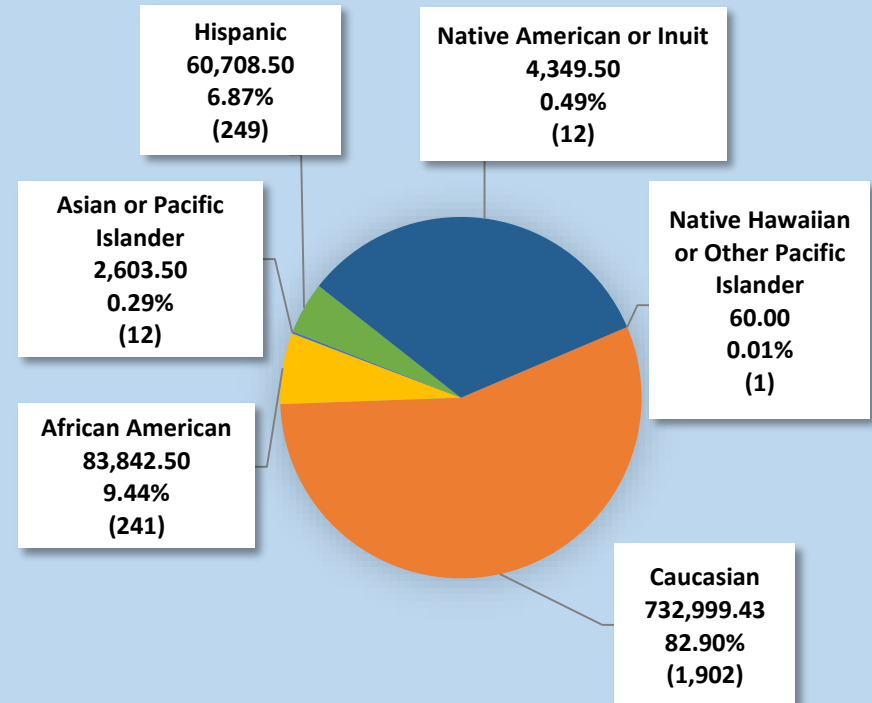


■ All Other Workers ■ Minority ■ New Hires ■ Women ■ Apprentice

The details relative to the above data is available on pages 17 - 23.

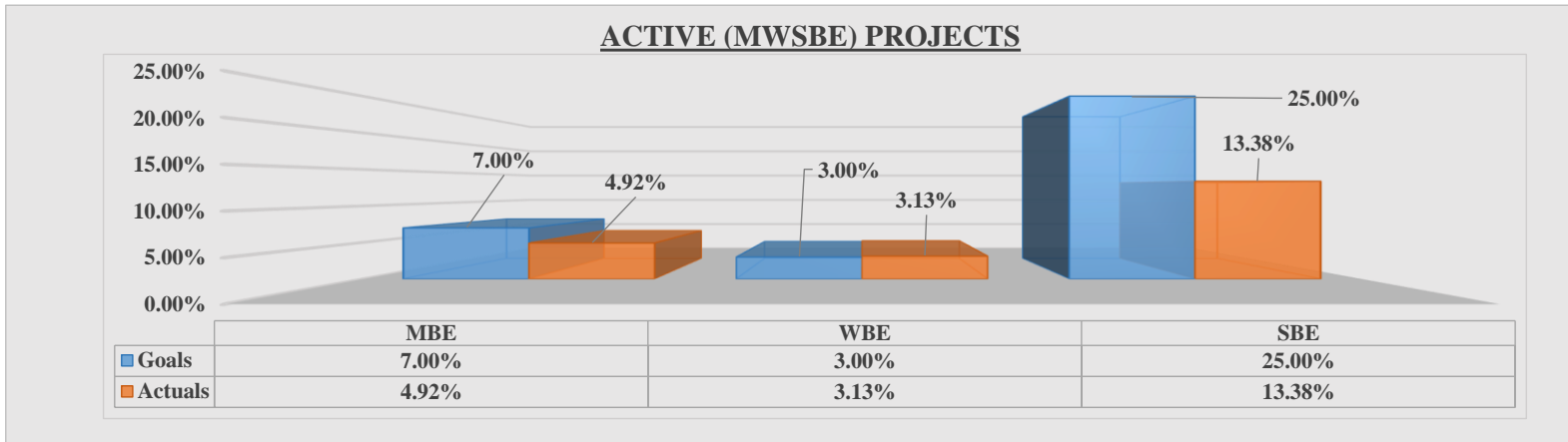
ETHNICITY CATEGORIES Hours, Percentages and Workers

Total Number of Workers = 2,417

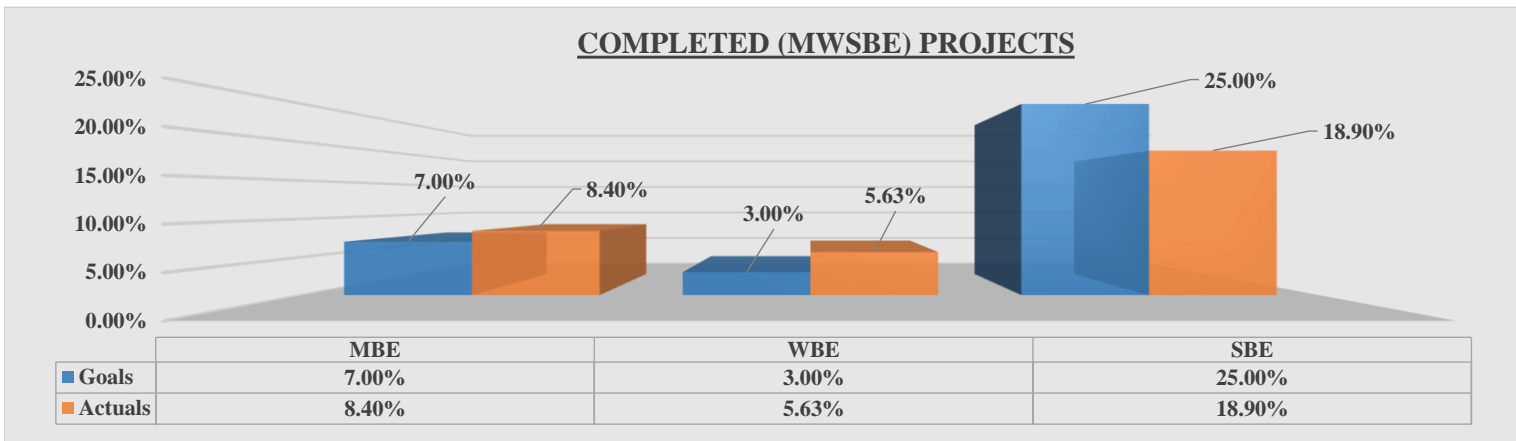


The details relative to the above data is available on pages 17 - 23.

ACTIVE and COMPLETED (MWSBE) PROJECTS PAYMENTS



SUMMARY TOTALS		MBE		WBE		SBE	
M/WBE Summary Totals	\$ 27,153,479.84	ACTUAL	PAYMENTS	ACTUAL	PAYMENTS	ACTUAL	PAYMENTS
SBE Summary Totals	\$ 1,582,488.53	4.92%	\$ 1,337,183.07	3.13%	\$ 850,402.19	13.38%	\$ 211,785.97



SUMMARY TOTALS		MBE		WBE		SBE	
M/WBE Summary Totals	\$ 141,085,826.07	ACTUAL	PAYMENTS	ACTUAL	PAYMENTS	ACTUAL	PAYMENTS
SBE Summary Totals	\$ 16,933,918.99	8.40%	\$ 11,857,151.27	5.63%	\$ 7,940,052.18	18.90%	\$ 3,199,858.45

The details relative to the above data are available on pages 19 thru 21.

Active Professional Services and Construction Projects Payments Detail Report

IBE Payments Score Table	
Score Standards	IBE Subcontractor Participation %
A+	45% & above
A	35% to 44.9%
B+	30% to 34.9%
B	25% to 29.9%
C+	20% to 24.9%
C	15% to 19.9%
D+	10% to 14.9%
D	5% to 9.9%
F	4.9% & below

Total Prime's Contracts Value \$ 560,565,640.58	
Total Payments to IBEs \$ 56,771,155.13	
Total Payments to Primes \$ 280,285,147.36	
IBE Target	25.00%
IBE Actual	20.25%

Meeting or Exceeding the Target

Not Yet Met the Target

PROJECT TITLE	PRIME CONTRACTOR	CONTRACT VALUES	PAYMENT TOTALS	IBE TARGET	IBE ACTUAL	IBE TYPE	Score
C-519A - GANNETT FLEMING, ARCHITECTS INC : Southern Openarations & Maintenance Facilities Improvements	Gannett Fleming Inc. - Camp Hill, PA	\$ 3,012,681.45	\$ 261,650.59	25.00%	34.44%		B+
	Churchill Consulting Engineers	\$ 234,386.62	\$ 45,389.08	7.78%	17.35%	SBE	
	Harrison-Hamnett, P.C.	\$ 208,176.29	\$ 1,620.55	6.91%	0.62%	SBE	
	INSABELLADESIGN	\$ 87,367.76	\$ 947.95	2.90%	0.36%	WBE	
	Promatech, Inc.	\$ 72,304.35	\$-	2.40%	0.00%	DBE	
	USA Architects	\$ 35,549.64	\$ 12,729.48	1.18%	4.87%	SBE	
	USA Environmental Management, Inc.	\$ 160,877.19	\$ 29,412.29	5.34%	11.24%	SBE	
	IBE TOTAL(s)	\$ 798,661.85	\$ 90,099.35				

PROJECT TITLE	PRIME CONTRACTOR	CONTRACT VALUES	PAYMENT TOTALS	IBE TARGET	IBE ACTUAL	IBE TYPE	Score
C-644A GANNETT - I-78 Bridges & Approach Slab Rehabilitation	Gannett Fleming Inc. - Camp Hill, PA	\$ 651,157.49	\$ 504,246.00	25.00%	8.51%		D
	Malick & Scherer	\$ 65,115.75	\$ 7,175.01	10.00%	1.42%	DBE	
	SJH Engineering, P.C.	\$ 97,673.62	\$ 35,750.46	15.00%	7.09%	DBE	
	IBE TOTAL(s)	\$ 162,789.37	\$ 42,925.47				

PROJECT TITLE	PRIME CONTRACTOR	CONTRACT VALUES	PAYMENT TOTALS	IBE TARGET	IBE ACTUAL	IBE TYPE	Score
C-657A JINGOLI - TOA / Building Construction Management Services - PA Assignment Level 3 Toll Bridge Facilities Energy Contract	Joseph Jingoli & Son, Inc.	\$ 300,000.00	\$ 294,729.96	25.00%	4.54%		F
	Burris Contracting Ilc.	\$ 75,000.00	\$ 13,380.00	25.00%	4.54%	MBE	
	JBC Associates, Inc.	\$-	\$-	0.00%	0.00%	DBE	
	USA Architects	\$-	\$-	0.00%	0.00%	SBE	
	IBE TOTAL(s)	\$ 75,000.00	\$ 13,380.00				

PROJECT TITLE	PRIME CONTRACTOR	CONTRACT VALUES	PAYMENT TOTALS	IBE TARGET	IBE ACTUAL	IBE TYPE	Score
C-660A BAKER - SFB Replacement Project Final Design Services	Michael Baker International, Inc.	\$ 33,626,658.74	\$ 30,137,499.15	25.00%	20.17%		C+
	Amy S Greene Environmental Consultants Inc	\$ 225,188.11	\$ 164,014.73	0.67%	0.55%	WBE	
	French & Parrello Associates	\$ 1,788,635.76	\$ 1,766,251.49	5.32%	5.89%	VBE	
	IH Engineers, P.C.	\$ 2,661,914.43	\$ 2,371,999.52	7.92%	7.91%	MBE	
	Naik Consulting Group, P.C.	\$ 1,590,883.80	\$ 1,589,733.07	4.73%	5.30%	DBE	
	Stokes Creative Group, Inc.	\$ 475,397.11	\$ 157,272.68	1.41%	0.52%	WBE	
	IBE TOTAL(s)	\$ 6,742,019.21	\$ 6,049,271.49				

PROJECT TITLE	PRIME CONTRACTOR	CONTRACT VALUES	PAYMENT TOTALS	IBE TARGET	IBE ACTUAL	IBE TYPE	Score
C-662A McCORMICK - SFB Replacement Public Involvement Services	McCormick Taylor, Inc.	\$ 1,800,016.87	\$ 1,128,274.66	25.00%	29.14%		B
	Information Logistics, Inc.	\$ 385,299.00	\$ 2,915.00	21.41%	0.26%	DBE	
	Stokes Creative Group, Inc.	\$ 630,005.90	\$ 320,074.20	35.00%	28.88%	DBE	
	IBE TOTAL(s)	\$ 1,015,304.90	\$ 322,989.20				
PROJECT TITLE	PRIME CONTRACTOR	CONTRACT VALUES	PAYMENT TOTALS	IBE TARGET	IBE ACTUAL	IBE TYPE	Score
C-684A-(1) -2 CHERRY -General Engineering Services 2015-2018 Annual Inspections, now D/B/A Van Cleef Engineering Associates, LLC)	Cherry, Weber & Associates, P.C.	\$ 1,260,000.00	\$ 816,502.59	25.00%	22.86%		C+
	SJH Engineering, P.C.	\$ 216,000.00	\$ 186,678.01	17.14%	22.86%	MBE	
	IBE TOTAL(s)	\$ 216,000.00	\$ 186,678.01				
PROJECT TITLE	PRIME CONTRACTOR	CONTRACT VALUES	PAYMENT TOTALS	IBE TARGET	IBE ACTUAL	IBE TYPE	Score
C-696A JMT - TOA / Engineering Services - PA Assignment	Johnson, Mirmiran and Thompson, Inc.	\$ 500,000.00	\$ 369,964.75	25.00%	24.70%		C+
	ACT ENGINEERS, INC.	\$ 25,000.00	\$ -	5.00%	0.00%	WBE	
	Batta Environmental Associates, Inc.	\$ 19,925.00	\$ 17,675.75	3.99%	4.78%	DBE	
	Envision Consultants, LTD	\$ 25,000.00	\$ -	5.00%	0.00%	WBE	
	SJH Engineering, P.C.	\$ 75,472.00	\$ 73,678.73	15.09%	19.92%	DBE	
	Traffic Planning and Design, Inc.	\$ 25,000.00	\$ -	5.00%	0.00%	SBE	
	IBE TOTAL(s)	\$ 170,397.00	\$ 91,354.48				
PROJECT TITLE	PRIME CONTRACTOR	CONTRACT VALUES	PAYMENT TOTALS	IBE TARGET	IBE ACTUAL	IBE TYPE	Score
C-696B FRENCH - TOA / Engineering Services - NJ Assignment	French & Parrello Associates	\$ 500,000.00	\$ 139,135.60	25.00%	100.00%	VBE	A
	Ellana, Inc.	\$ 25,000.00	\$ -	5.00%	0.00%	DBE	
	USA Architects	\$ 75,000.00	\$ 40,502.02	15.00%	29.11%	SBE	
	IBE TOTAL(s)	\$ 100,000.00	\$ 40,502.02				
PROJECT TITLE	PRIME CONTRACTOR	CONTRACT VALUES	PAYMENT TOTALS	IBE TARGET	IBE ACTUAL	IBE TYPE	Score
C-701A RK&K - TOA / Engineering Services for Electronic Toll Collection Systems	Rummel, Klepper and Kahl, LLP	\$ 500,000.00	\$ 416,060.61	25.00%	21.64%		C+
	Fagan Consulting, LLC	\$ 50,000.00	\$ 24,186.24	10.00%	5.81%	DBE	
	KS Engineers, P.C.	\$ 35,000.00	\$ -	7.00%	0.00%	MBE	
	Navarro & Wright Consulting Engineers, Inc	\$ 54,027.04	\$ 54,445.79	10.81%	13.09%	DBE	
	Spock Solutions, Inc.	\$ 40,000.00	\$ 11,400.00	8.00%	2.74%	WBE	
	IBE TOTAL(s)	\$ 179,027.04	\$ 90,032.03				
PROJECT TITLE	PRIME CONTRACTOR	CONTRACT VALUES	PAYMENT TOTALS	IBE TARGET	IBE ACTUAL	IBE TYPE	Score
C-702B IH ENGS (IBE)- STRUCTURAL / CIVIL TASK ORDER AGREEMENT - NJ ASSIGNMENT	IH Engineers, P.C.	\$ 1,000,000.00	\$ 639,792.28	25.00%	100.00%	MBE	A+
	Amy S Greene Environmental Consultants Inc	\$ 50,000.00	\$ -	5.00%	0.00%	WBE	
	IBE TOTAL(s)	\$ 50,000.00	\$ -				

PROJECT TITLE	PRIME CONTRACTOR	CONTRACT VALUES	PAYMENT TOTALS	IBE TARGET	IBE ACTUAL	IBE TYPE	Score
C-703A URBAN - TOA / Construction Management Services for PA Assignment	Urban Engineers, Inc.	\$ 500,000.00	\$ 370,532.89	25.00%	24.20%		C+
	Batta Environmental Associates, Inc.	\$-	\$-	0.00%	0.00%	DBE	
	HRV CONFORMANCE VERIFICATION ASSOCIATES, INC.	\$ 62,138.40	\$ 62,989.01	12.43%	17.00%	DBE	
	Malick & Scherer	\$ 5,000.00	\$-	1.00%	0.00%	MBE	
	McKenna Safety Services, LLC	\$ 60,000.00	\$ 10,205.00	12.00%	2.75%	WBE	
	RIG CONSULTING, INC.	\$ 5,000.00	\$-	1.00%	0.00%	DBE	
	Stokes Creative Group, Inc.	\$ 60,000.00	\$ 16,482.74	12.00%	4.45%	WBE	
	IBE TOTAL(s)	\$ 192,138.40	\$ 89,676.75				

PROJECT TITLE	PRIME CONTRACTOR	CONTRACT VALUES	PAYMENT TOTALS	IBE TARGET	IBE ACTUAL	IBE TYPE	Score
C-704A GPI / New Hope-Lambertville Toll Bridge Salt Storage Building - CM/CI Services	Greenman-Pedersen, Inc.	\$ 500,000.00	\$-	25.00%	0.00%		N/A
	IBE TOTAL(s)	\$-	\$-				

PROJECT TITLE	PRIME CONTRACTOR	CONTRACT VALUES	PAYMENT TOTALS	IBE TARGET	IBE ACTUAL	IBE TYPE	Score
C-707A USA - Commission Administration Building at Scudder Falls	USA Architects	\$ 1,376,451.71	\$ 1,274,838.48	25.00%	100.00%	SBE	A+
	ACT ENGINEERS, INC.	\$ 137,645.17	\$ 26,765.41	10.00%	2.10%	SBE	
	Ellana, Inc.	\$ 63,089.05	\$ 51,915.75	4.58%	4.07%	WBE	
	French & Parrello Associates	\$ 550,000.00	\$ 219,911.20	39.96%	17.25%	VBE	
	IEI Group, Ltd.	\$ 107,303.50	\$ 87,770.85	7.80%	6.88%	WBE	
	IBE TOTAL(s)	\$ 858,037.72	\$ 386,363.21				

PROJECT TITLE	PRIME CONTRACTOR	CONTRACT VALUES	PAYMENT TOTALS	IBE TARGET	IBE ACTUAL	IBE TYPE	Score
C-715A PENNONI ASSOCIATES INC - Structural/Civil Task Order Agreement - PA Assignment	Pennoni Associates Inc	\$ 1,000,000.00	\$ 437,403.69	25.00%	24.02%		C+
	All Access Rigging Co.	\$ 47,620.00	\$ 47,620.00	4.76%	10.89%	DBE	
	Envision Consultants, LTD	\$ 50,000.00	\$-	5.00%	0.00%	DBE	
	Flagger Force	\$ 3,280.62	\$ 3,280.62	0.33%	0.75%	DBE	
	Malick & Scherer	\$ 100,000.00	\$ 54,170.23	10.00%	12.38%	DBE	
	IBE TOTAL(s)	\$ 200,900.62	\$ 105,070.85				

PROJECT TITLE	PRIME CONTRACTOR	CONTRACT VALUES	PAYMENT TOTALS	IBE TARGET	IBE ACTUAL	IBE TYPE	Score
C-716A JMT (JOHNSON, MIRMIRAN & THOMPSON) Facilities Task Order Assignment	Johnson, Mirmiran and Thompson, Inc.	\$ 500,000.00	\$-	25.00%	0.00%		N/A
	ACT ENGINEERS, INC.	\$ 25,000.00	\$-	5.00%	0.00%	SBE	
	American Geotechnical & Environmental Services, Inc.	\$ 25,000.00	\$-	5.00%	0.00%	DBE	
	Batta Environmental Associates, Inc.	\$ 25,000.00	\$-	5.00%	0.00%	DBE	
	Envision Consultants, LTD	\$ 25,000.00	\$-	5.00%	0.00%	WBE	
	SJH Engineering, P.C.	\$ 50,000.00	\$-	10.00%	0.00%	MBE	
	IBE TOTAL(s)	\$ 150,000.00	\$-				

PROJECT TITLE	PRIME CONTRACTOR	CONTRACT VALUES	PAYMENT TOTALS	IBE TARGET	IBE ACTUAL	IBE TYPE	Score
C-727A GORDIAN - JOB ORDER CONTRACTING PROGRAM MANAGER CONSULTANT	The Gordian Group, Inc.	\$ 650,000.00	\$-	25.00%	0.00%		N/A
	IBE TOTAL(s)	\$-	\$-				

PROJECT TITLE	PRIME CONTRACTOR	CONTRACT VALUES	PAYMENT TOTALS	IBE TARGET	IBE ACTUAL	IBE TYPE	Score
C-728A RUMMEL, KLEPPER & KAHL - ELECTRONIC TOLL COLLECTION / TOLLING TASK	Rummel, Klepper and Kahl, LLP	\$ 500,000.00	\$-	25.00%	0.00%		N/A
	IBE TOTAL(s)	\$-	\$-				

PROJECT TITLE	PRIME CONTRACTOR	CONTRACT VALUES	PAYMENT TOTALS	IBE TARGET	IBE ACTUAL	IBE TYPE	Score
C-729A FRENCH & PARRELLO ASSOCIATES - FACILITIES TASK ORDER AGREEMENT - NJ	French & Parrello Associates	\$ 500,000.00	\$-	25.00%	0.00%	VBE	N/A
	IBE TOTAL(s)	\$ 500,000.00	\$-				

PROJECT TITLE	PRIME CONTRACTOR	CONTRACT VALUES	PAYMENT TOTALS	IBE TARGET	IBE ACTUAL	IBE TYPE	Score
CI-671A TRC - SFB Replacement Project Engineering Services for PA Approach Improvements	TRC Engineers	\$ 6,515,220.03	\$ 1,710,240.52	25.00%	49.19%		A+
	RIG CONSULTING, INC.	\$ 2,331,797.25	\$ 841,195.04	35.79%	49.19%	DBE	
	IBE TOTAL(s)	\$ 2,331,797.25	\$ 841,195.04				

PROJECT TITLE	PRIME CONTRACTOR	CONTRACT VALUES	PAYMENT TOTALS	IBE TARGET	IBE ACTUAL	IBE TYPE	Score
CI-672A PARSONS (WSP) - SFB Replacement Project Engineering Services for Main River Bridge Replacement	WSP/PARSONS BRINCKERHOFF, INC	\$ 7,776,718.32	\$ 2,106,310.28	25.00%	22.62%		C+
	KS Engineers, P.C.	\$ 2,886,717.84	\$ 476,525.02	37.12%	22.62%	MBE	
	IBE TOTAL(s)	\$ 2,886,717.84	\$ 476,525.02				

PROJECT TITLE	PRIME CONTRACTOR	CONTRACT VALUES	PAYMENT TOTALS	IBE TARGET	IBE ACTUAL	IBE TYPE	Score
CI-673A GANNETT - SFB Replacement Project Engineering Services for NJ Approach Construction	Gannett Fleming Inc. - Camp Hill, PA	\$ 6,568,103.32	\$ 2,347,541.50	25.00%	22.94%		C+
	Churchill Consulting Engineers	\$ 2,333,761.58	\$ 538,507.06	35.53%	22.94%	SBE	
	IBE TOTAL(s)	\$ 2,333,761.58	\$ 538,507.06				

PROJECT TITLE	PRIME CONTRACTOR	CONTRACT VALUES	PAYMENT TOTALS	IBE TARGET	IBE ACTUAL	IBE TYPE	Score
CM-644A GPI - I-78 Bridges and Approach Slabs Rehabilitation Construction Management / Inspection Services	Greenman-Pedersen, Inc.	\$ 1,545,442.08	\$ 1,402,495.87	25.00%	13.90%		D+
	ADVANCED INFRASTRUCTURE DESIGN, INC.	\$ 19,008.94	\$ 2,240.00	1.23%	0.16%	DBE	
	Envision Consultants, LTD	\$ 79,217.64	\$ 61,653.41	5.13%	3.65%	WBE	
	JCMS, INC.	\$ 70,368.76	\$-	4.55%	0.00%	DBE	
	JPC Logistics, LLC DBA JPCL Engineering, LLC	\$ 7,167.50	\$ 7,167.50	0.46%	0.51%	DBE	
	Munoz Engineering P.C.	\$ 205,126.00	\$ 179,602.99	13.27%	8.42%	DBE	
	Omsum Engineering LLC	\$ 45,344.00	\$ 16,270.82	2.93%	1.16%	DBE	
	IBE TOTAL(s)	\$ 426,232.84	\$ 266,934.72				

PROJECT TITLE	PRIME CONTRACTOR	CONTRACT VALUES	PAYMENT TOTALS	IBE TARGET	IBE ACTUAL	IBE TYPE	Score
CM-669A HILL - SFB Replacement Project Construction Management Services	Hill International, Inc. - Philadelphia, PA	\$ 25,015,066.98	\$ 8,711,174.04	25.00%	21.66%		C+
	Envision Consultants, LTD	\$ 1,373,297.45	\$ 479,241.34	5.49%	5.50%	WBE	
	JCMS, INC.	\$ 799,937.77	\$ 226,074.23	3.20%	2.60%	SBE	
	KS Engineers, P.C.	\$ 2,561,865.72	\$ 682,439.44	10.24%	7.83%	MBE	
	McKenna Safety Services, LLC	\$ 496,882.52	\$ 141,515.00	1.99%	1.62%	SBE	
	Northeast CMT LLC	\$ 250,000.00	\$ 25,624.88	1.00%	0.29%	SBE	
	PKB ENGINEERING ASSOCIATES	\$ 1,182,091.06	\$ 333,134.13	4.73%	3.82%	MBE	
	IBE TOTAL(s)	\$ 6,664,074.52	\$ 1,888,029.02				

PROJECT TITLE	PRIME CONTRACTOR	CONTRACT VALUES	PAYMENT TOTALS	IBE TARGET	IBE ACTUAL	IBE TYPE	Score
CM-707A JINGOLI - Commission Administration Building at Scudder Falls - Construction Management Services	Joseph Jingoli & Son, Inc.	\$ 529,869.10	\$ 284,082.38	25.00%	4.42%		F
	Envision Consultants, LTD	\$ 42,389.52	\$ 12,564.97	8.00%	4.42%	DBE	
	IH Engineers, P.C.	\$ 110,940.68	\$-	20.94%	0.00%	MBE	
	IBE TOTAL(s)	\$ 153,330.20	\$ 12,564.97				

Final Compliance Scores for Completed Professional Services and Construction Projects Payments

IBE Payments Score Table	
Score Standards	IBE Subcontractor Participation %
A+	45% & above
A	35% to 44.9%
B+	30% to 34.9%
B	25% to 29.9%
C+	20% to 24.9%
C	15% to 19.9%
D+	10% to 14.9%
D	5% to 9.9%
F	4.9% & below

Total Prime's Contracts Value	\$42,850,221.95
Total Payments to IBEs	\$13,071,232.34
IBE Target	25.00%
IBE Actual	30.50%

Met or Exceeded The Target
Did Not Meet The Target

	PROJECT TITLE	PRIME CONTRACTOR	PRIME CONTRACT VALUES	IBE PAYMENT TOTALS	IBE TARGET	IBE ACTUAL	Score
1	CM-664A / Scudder Falls Bridge Replacement - PA Noise Walls Construction Management Services	GREENMAN-PEDERSEN, INC.	\$ 849,622.00	\$ 167,697.96	25%	19.74%	C
2	C-508A / I-78 Maintenance Garage Expansion	BURNS ENGINEERING, INC.	\$ 717,042.74	\$ 305,795.94	25%	42.65%	A
3	CM-508A / I-78 Maintenance Garage Expansion Engineering Services for Construction Management	STV, Inc.	\$ 582,335.21	\$ 80,560.66	25%	13.83%	D+
4	CI-665A / Scudder Falls Bridge Replacement Project - PA Noise Walls Construction	JACOBS ENGINEERING GROUP, INC.	\$ 626,933.76	\$ 44,766.05	25%	7.14%	D
5	C-650A / Riverton - Belvidere Toll Supported Bridge Critical Member Strengthening - Design	AMMANN & WHITNEY	\$ 451,072.33	\$ 93,184.47	25%	20.66%	C+

	PROJECT TITLE	PRIME CONTRACTOR	PRIME CONTRACT VALUES	IBE PAYMENT TOTALS	IBE TARGET	IBE ACTUAL	Score
6	CI-566A / Portland - Columbia Toll Bridge Approach Roadways Improvements	JACOBS ENGINEERING GROUP, INC.	\$ 476,991.53	\$ 144,473.11	25%	30.29%	B+
	PROJECT TITLE	PRIME CONTRACTOR	PRIME CONTRACT VALUES	IBE PAYMENT TOTALS	IBE TARGET	IBE ACTUAL	Score
7	C663A / Scudder Falls Bridge Replacement Project - Traffic Engineering Services Pre-construction Traffic Study	PENNONI ASSOCIATES, INC.	\$ 237,424.67	\$ 118,547.24	25%	49.93%	A+
	PROJECT TITLE	PRIME CONTRACTOR	PRIME CONTRACT VALUES	IBE PAYMENT TOTALS	IBE TARGET	IBE ACTUAL	Score
8	TS-677A SPARWICK - SF TSB Interim Deck Repairs on I-95	SPARWICK	\$1,003,336.00	\$ 999,656.00	25%	100%	A+
	PROJECT TITLE	PRIME CONTRACTOR	PRIME CONTRACT VALUES	IBE PAYMENT TOTALS	IBE TARGET	IBE ACTUAL	Score
9	T-708A / New Hope Lambertville Toll Bridge Floor System Rehabilitation - Facility Administration Building	ALLIED PAINTING, INC.	\$ 1,546,100.00	\$ 170,944.28	25%	100%	A+
	PROJECT TITLE	PRIME CONTRACTOR	PRIME CONTRACT VALUES	IBE PAYMENT TOTALS	IBE TARGET	IBE ACTUAL	Score
10	T-717A / Milford-Montague Toll Bridge Salt Storage Building	BRACY CONSTRUCTION, INC.	\$ 1,232,810.45	\$ 77,352.85	25%	11.78%	D+
	PROJECT TITLE	PRIME CONTRACTOR	PRIME CONTRACT VALUES	IBE PAYMENT TOTALS	IBE TARGET	IBE ACTUAL	Score
11	T-508A / I-78 Maintenance Garage Expansion at I-78 PA Welcome Center / Maintenance Facility	BRACY CONSTRUCTION, INC.	\$ 9,845,176.91	\$1,420,960.79	25%	14.43%	D+
	PROJECT TITLE	PRIME CONTRACTOR	PRIME CONTRACT VALUES	IBE PAYMENT TOTALS	IBE TARGET	IBE ACTUAL	Score
12	TS-699A / Lower Trenton Toll Supported Bridge Approach Traffic Signal Equipment Upgrades	CARR AND DUFF, INC.	\$ 161,150.32	\$ 61,169.00	25%	37.96%	A

	PROJECT TITLE	PRIME CONTRACTOR	PRIME CONTRACT VALUES	IBE PAYMENT TOTALS	IBE TARGET	IBE ACTUAL	Score
13	T-667A / Scudder Falls Bridge Replacement Project - Tree Clearing	AP CONSTRUCTION, INC.	\$ 1,721,688.26	\$ 454,825.01	25%	26.42%	B
	PROJECT TITLE	PRIME CONTRACTOR	PRIME CONTRACT VALUES	IBE PAYMENT TOTALS	IBE TARGET	IBE ACTUAL	Score
14	T-666A / Scudder Falls Bridge Replacement Project - PA Noise Walls	PKF - MARK III, INC.	\$ 11,219,737.01	\$3,344,138.35	25%	29.81%	B
	PROJECT TITLE	PRIME CONTRACTOR	PRIME CONTRACT VALUES	IBE PAYMENT TOTALS	IBE TARGET	IBE ACTUAL	Score
15	T-661A / Scudder Falls Bridge Replacement Project Subsurface Boring & Sampling	TRC ENGINEERS	\$ 1,438,941.98	\$ 234,466.30	25%	16.29%	C
	PROJECT TITLE	PRIME CONTRACTOR	PRIME CONTRACT VALUES	IBE PAYMENT TOTALS	IBE TARGET	IBE ACTUAL	Score
16	T-705A / I-78 Toll Plaza Bumper Block Replacement	SPARWICK CONTRACTING, INC. - (IBE)	\$ 160,006.00	\$ 160,006.00	25%	100%	A+
	PROJECT TITLE	PRIME CONTRACTOR	PRIME CONTRACT VALUES	IBE PAYMENT TOTALS	IBE TARGET	IBE ACTUAL	Score
17	T-514A / DIII Toll Bridges Facilities Emergency Standby Generators Improvements	WEST SIDE HAMMER ELECTRIC	\$ 644,686.00	\$ 197,339.99	25%	30.61%	B+
	PROJECT TITLE	PRIME CONTRACTOR	PRIME CONTRACT VALUES	IBE PAYMENT TOTALS	IBE TARGET	IBE ACTUAL	Score
18	TS-639B / Lower Trenton TSB Approach Roadways Improvements	MOUNT CONSTRUCTION CO., INC. - (IBE)	\$ 2,090,794.00	\$2,090,794.00	25%	100%	A+
	PROJECT TITLE	PRIME CONTRACTOR	PRIME CONTRACT VALUES	IBE PAYMENT TOTALS	IBE TARGET	IBE ACTUAL	Score
19	T-641A / Easton / Phillipsburg Ramp C Stabilization	MERCO, INC. - (IBE)	\$ 998,300.00	\$ 998,300.00	25%	100%	A+
	PROJECT TITLE	PRIME CONTRACTOR	PRIME CONTRACT VALUES	IBE PAYMENT TOTALS	IBE TARGET	IBE ACTUAL	Score
20	T-566A / Portland - Columbia Toll Bridge Approach Roadway Improvement	INTERCOUNTY PAVING COMPANY	\$ 6,193,334.28	\$1,877,906.86	25%	30.32%	B+

	PROJECT TITLE	PRIME CONTRACTOR	PRIME CONTRACT VALUES	IBE PAYMENT TOTALS	IBE TARGET	IBE ACTUAL	Score
21	TS-650A / Riverton - Belvidere Toll Supported Bridge	ROAD-CON, INC.	\$ 652,738.50	\$ 28,347.48	25%	4.34%	F

**SUMMARY OF ALL CONSTRUCTION PROJECT(s) SCORE(s)
IBE PAYMENTS, ETHNICITY UTILIZATION & WORKFORCE PARTICIPATION TOTALS**

IBE Payments Score	
Score Standards	IBE Subcontractor Participation %
A+	45% & above
A	35% to 44.9%
B+	30% to 34.9%
B	25% to 29.9%
C+	20% to 24.9%
C	15% to 19.9%
D+	10% to 14.9%
D	5% to 9.9%
F	4.9% & below

Total Prime's Contracts Value	\$ 560,565,640.58
Total Payments to IBEs	\$ 56,771,155.13
Total Payments to Primes	\$ 280,285,147.36
IBE Target	25.00%
IBE Actual	20.25%

Workforce Utilization Scores		
Score Standards	Workforce Utilization %	Ethnicity / Gender %
A+	30% & above	25% & above
A	25% to 29.9%	15% to 24.9%
B+	20% to 24.9%	over 15%
B	15% to 19.9%	10% to 14.9%
C+	10% to 14.9%	over 10%
C	10% to 14.9%	7.5% to 9.9%
D+	5% to 9.9%	over 7.5%
D	5% to 9.9%	5% to 7.4%
F	4.9% & below	4.9% & below

Ethnicity Type:	Caucasian / White	Black / African American	Native American / Alaskan	Hawaiian / Pacific Islander	Latino / Hispanic	Asian	Total Minorities	Total Minority %	Total Women	Total Women %	TOTAL WORKFORCE SCORE B+ Total Workforce % (ethnicity & gender)	TOTAL ETHNICITY SCORE A Ethnicity Participation %
Total Worker(s) Hours by Ethnicity: 883,924.98	730,822.18	83,456.00	4,349.50	60.00	60,682.80	2,603.50	151,151.80	17.10%	28,823.25	3.26%	20.36%	21.31%
Total Number of Workers: 2,127	1875	241	12	1	249	12	515	21.31%	53	2.19%		
Percentage of Worker Hours on the Project(s)	82.68%	9.44%	0.49%	0.01	6.87%	0.30%						

Summary of All Active Construction Projects Payments, Workforce, Ethnicity, and Gender

PRIME Paid to Date	T-668A TRUMBULL SCUDDER FALLS BRIDGE (PA + NJ)											
\$183,016,368.46												
IBE Type	MBE	WBE	SBE	DBE	DsBE	VBE	IBE Total Payments	IBE %	IBE SCORE	Total Women %	TOTAL WORKFORCE SCORE	TOTAL ETHNICITY SCORE
Payments Paid to IBEs to Date	\$ 5,928,786.03	\$ 13,737,032.17	\$ 2,474,127.29	\$ 7,086,986.92	\$ -	\$ 2,642,962.79	\$ 38,319,575.29	20.94%	C+		B+	A+
Ethnicity Type:	Caucasian / White	Black / African American	Native American / Alaskan	Hawaiian / Pacific Islander	Latino / Hispanic	Asian	Total Minorities	Total Minority %	Total Women		Total Workforce % (ethnicity & gender)	Ethnicity Participation %
Combined Total Hours for T-668A (PA + NJ) = 754061.50	624,657.50	78,603.25	4,349.50	60.00	43,211.25	2,426.00	128,650.00	20.60%	25,973.75		24.28%	28.56%
Total Number of Workers: 1,682	1299	209	12	1	141	8	371	28.56%	40			
Percentage of Workers on the Project(s)	82.84%	10.42%	0.58%	0.01	5.73%	0.32%						
PROJECT NAME	T-668A TRUMBULL - PA - SFB Bridge Replacement Project											
Ethnicity Type:	Caucasian / White	Black / African American	Native American / Alaskan	Hawaiian / Pacific Islander	Latino / Hispanic	Asian	Total Minorities	Total Minority %	Total Women	Total Women %		
Total Hours = 434,291.50	364,242.75	39,116.00	2,913.50	60.00	25,327.25	2,176.00	69,592.75	16.17%	17,113.75	3.94%		
Total Number of Workers: 923	851	130	7	1	86	5	229	21.34%	24	2.21%		
Percentage of Workers on the Project(s)	83.87%	9.01%	0.67%	0.01	5.83%	0.50%	17.01%					
PROJECT NAME	T-668A TRUMBULL - NJ - SFB Replacement Project											
Ethnicity Type:	Caucasian / White	Black / African American	Native American / Alaskan	Hawaiian / Pacific Islander	Latino / Hispanic	Asian	Total Minorities	Total Minority %	Total Women	Total Women %		
Total Hours = 319,770	260,414.75	39,487.25	1,436.00	0.00	17,884.00	250.00	59,057.25	18.04%	8,860.00	3.16%		
Total Number of Workers: 987	746	120	7		102	5	234	24.04%	27	3.14%		

Summary of All Active Construction Projects Payments, Workforce, Ethnicity, and Gender

Percentage of Workers on the Project(s)	81.44%	12.35%	0.45%		5.59%	0.08%	18.47%					
---	--------	--------	-------	--	-------	-------	--------	--	--	--	--	--

PRIME Paid to Date	DB-540A TRANSCORE - Electronic Toll Collection System Replacement - Design, Build & Maintain											
\$10,937,590.24												
IBE Type	MBE	WBE	SBE	DBE	DsBE	VBE	IBE Total Payments	IBE %	IBE SCORE		TOTAL WORKFORCE SCORE	TOTAL ETHNICITY SCORE
Payments Paid to IBEs to Date	\$ 440,448.88	\$ 6,177.93	\$ -	\$ 2,198,031.51	\$ -	\$ -	\$ 2,316,211.51	21.18%	C+			
Ethnicity Type:	Caucasian / White	Black / African American	Native American / Alaskan	Hawaiian / Pacific Islander	Latino / Hispanic	Asian	Total Minorities	Total Minority %	Total Women			
Total Hours = 2,040	952.50	674.00	0.00	0.00	255.50	158.00	1,087.50	53.31%	0.00	0.00%	46.67%	53.32%
Total Number of Workers: 15	8	2			2	3	7	46.67%				
Percentage of Workers on the Project(s)	46.70%	33.04%			12.53%	7.75%						

PRIME Paid to Date	DB-724A SCHNEIDER ELECTRIC - Electronic Surveillance/Detection System Maintenance Contract											
\$0.00												
IBE Type	MBE	WBE	SBE	DBE	DsBE	VBE	IBE Total Payments	IBE %	IBE SCORE	Total Women %	TOTAL WORKFORCE SCORE F Total Workforce % (ethnicity & gender)	TOTAL ETHNICITY SCORE F Ethnicity Participation %
Payments Paid to IBEs to Date	\$ -	\$ -	\$ -	\$ -	\$ -	\$ -	\$ -	0.00%	0			
Ethnicity Type:	Caucasian / White	Black / African American	Native American / Alaskan	Hawaiian / Pacific Islander	Latino / Hispanic	Asian	Total Minorities	Total Minority %	Total Women			
Total Hours = 136	136.00	0.00	0.00	0.00	0.00	0.00	0.00	0.00%	0.00			
Total Number of Workers: 1	1	0			0	0	0	0.00%				
Percentage of Workers on the Project(s)	100.00%	0.00%										

Summary of All Active Construction Projects Payments, Workforce, Ethnicity, and Gender

PRIME Paid to Date	T-611A MAGNUM (IBE) - NH-L Toll Bridge Salt Storage Facility											
\$0.00												
IBE Type	MBE	WBE	SBE	DBE	DsBE	VBE	IBE Total Payments	IBE %	IBE SCORE		TOTAL WORKFORCE SCORE	TOTAL ETHNICITY SCORE
Payments Paid to IBEs to Date	\$ -	\$ -	\$ -	\$ -	\$ -	\$ -	0.00	100.00%	0		F	F
Ethnicity Type:	Caucasian / White	Black / African American	Native American / Alaskan	Hawaiian / Pacific Islander	Latino / Hispanic	Asian	Total Minorities	Total Minority %	Total Women	Total Women %	Total Workforce % (ethnicity & gender)	Ethnicity Participation %
Total Hours = 192	192.00	0.00	0.00	0.00	0.00	0.00	0.00	0.00%	0.00	0.00%	0.00%	0.00%
Total Number of Workers: 1	1	0			0	0	0	0.00%	0	0.00%		
Percentage of Workers on the Project(s)	100.00%	0.00%			0.00%	0.00%						

PRIME Paid to Date	T-644A J.D. ECKMAN - EASTON PHILLIPSBURG TB FACILITY ADMINISTRATION BLDG											
\$10,655,961.72												
IBE Type	MBE	WBE	SBE	DBE	DsBE	VBE	IBE Total Payments	IBE %	IBE SCORE		TOTAL WORKFORCE SCORE	TOTAL ETHNICITY SCORE
Payments Paid to IBEs to Date		\$ 353,108.75	\$ 2,641,300.00	\$ -	\$ -	\$ -	2,994,408.75	28.00%	B		A	A
Ethnicity Type:	Caucasian / White	Black / African American	Native American / Alaskan	Hawaiian / Pacific Islander	Latino / Hispanic	Asian	Total Minorities	Total Minority %	Total Women	Total Women %	Total Workforce % (ethnicity & gender)	Ethnicity Participation %
Total Hours = 47,770.75	35,248.00	1,203.50	0.00	0.00	11,299.75	19.50	12,522.75	26.21%	1,098.75	2.30%	26.21%	22.33%
Total Number of Workers: 318	245	8			62	1	71	22.33%	8	2.52%		
Percentage of Workers on the Project(s)	77.04%	2.52%			23.65%	0.04%						

Summary of All Active Construction Projects Payments, Workforce, Ethnicity, and Gender

PRIME Paid to Date	T-645A MJF BUILDING & FACILITIES ENERGY CONSERVATION												
\$4,385,979.00													
IBE Type	MBE	WBE	SBE	DBE	DsBE	VBE	IBE Total Payments	IBE %	IBE SCORE			TOTAL WORKFORCE SCORE	TOTAL ETHNICITY SCORE
Payments Paid to IBEs to Date	\$ -	\$ -	\$ -	\$ 480,200.00	\$ -	\$ -	\$ 480,200.00	10.94%	D+			B+	A
Ethnicity Type:	Caucasian / White	Black / African American	Native American / Alaskan	Hawaiian / Pacific Islander	Latino / Hispanic	Asian	Total Minorities	Total Minority %	Total Women	Total Women %		Total Workforce % (ethnicity & gender)	Ethnicity Participation %
Total Hours = 9,643.30	7,435.25	1,150.25			1,057.80		2,208.05	22.90%	65.75	0.68%		23.58%	21.47%
Total Number of Workers: 46	36	7			3		10	21.74%	2	4.35%			
Percentage of Workers on the Project(s)	77.10%	11.93%			10.97%	0.26%							

PRIME Paid to Date	T-645B SCHNEIDER ELECTRIC BUILDING & FACILITIES ENERGY CONSERVATION MEASURES - MECHANICAL/CONTROLS												
\$1,189,419.05													
IBE Type	MBE	WBE	SBE	DBE	DsBE	VBE	IBE Total Payments	IBE %	IBE SCORE			TOTAL WORKFORCE SCORE	TOTAL ETHNICITY SCORE
Payments Paid to IBEs to Date	\$ -	\$ -	\$ -	\$ -	\$ -	\$ 129,525.50	129,525.50	10.89%	D+			F	F
Ethnicity Type:	Caucasian / White	Black / African American	Native American / Alaskan	Hawaiian / Pacific Islander	Latino / Hispanic	Asian	Total Minorities	Total Minority %	Total Women	Total Women %		Total Workforce % (ethnicity & gender)	Ethnicity Participation %
Total Hours = 1,625.50	1,625.50	0.00	0.00	0.00	0.00	0.00	0.00	0.00%	0.00	0.00%		0.00%	0.00%
Total Number of Workers: 7	7												
Percentage of Workers on the Project(s)	100.00%												

Summary of All Active Construction Projects Payments, Workforce, Ethnicity, and Gender

PRIME Paid to Date	T-707A BRACY - COMMISSION ADMINISTRATION BUILDING at SFB & ADAPTIVE REUSE 1799 BUILDING											
\$16,201,929.00												
IBE Type	MBE	WBE	SBE	DBE	DsBE	VBE	IBE Total Payments	IBE %	IBE SCORE		TOTAL WORKFORCE SCORE	TOTAL ETHNICITY SCORE
Payments Paid to IBEs to Date	\$ 17,253.00	\$ 1,741,329.00	\$ 353,854.30	\$ -	\$ -	\$ 1,032,580.49	3,145,016.79	19.41%	C		C	A
Ethnicity Type:	Caucasian / White	Black / African American	Native American / Alaskan	Hawaiian / Pacific Islander	Latino / Hispanic	Asian	Total Minorities	Total Minority %	Total Women	Total Women %	Total Workforce % (ethnicity & gender)	Ethnicity Participation %
Total Hours = 42,400.56	37,729.31	1,267.75	0.00	0.00	3,403.50	0.00	4,671.25	11.02	0.00	0.00	11.02%	18.77%
Total Number of Workers: 253	213	12			28		40	18.77%				
Percentage of Workers on the Project(s)	84.19%	4.74%			11.07%							

PRIME Paid to Date	T-711AR BRACY Easton Phillipsburg Toll Bridge Salt Storage Facility											
\$999,656.00												
IBE Type	MBE	WBE	SBE	DBE	DsBE	VBE	IBE Total Payments	IBE %	IBE SCORE		TOTAL WORKFORCE SCORE	TOTAL ETHNICITY SCORE
Payments Paid to IBEs to Date	\$ -	\$ -	\$ -	\$ -	\$ -	\$ -	\$ -	0.00%	0		0	0
Ethnicity Type:	Caucasian / White	Black / African American	Native American / Alaskan	Hawaiian / Pacific Islander	Latino / Hispanic	Asian	Total Minorities	Total Minority %	Total Women	Total Women %	Total Workforce % (ethnicity & gender)	Ethnicity Participation %
Total Hours = 580	0.00%	0.00%	0.00%	0.00%	0.00%	0.00%	0.00%	0.00%	0.00%	0.00%		
Total Number of Workers: 8	0				0		0	0.00%				
Percentage of Workers on the Project(s)	0.00%				0.00%							

Summary of All Active Construction Projects Payments, Workforce, Ethnicity, and Gender

PRIME Paid to Date	TS-687A Carr & Duff LOWER TRENTON TOLL SUPPORTED BRIDGE REPLACEMENT OF SIGN LIGHTING ELEMENTS											
\$584,060.00												
IBE Type	MBE	WBE	SBE	DBE	DsBE	VBE	IBE Total Payments	IBE %	IBE SCORE		TOTAL WORKFORCE SCORE	TOTAL ETHNICITY SCORE
Payments Paid to IBEs to Date	\$ -	\$ 163,632.58	\$ -	\$ -	\$ -	\$ -		28.01%	B		F	A
Ethnicity Type:	Caucasian / White	Black / African American	Native American / Alaskan	Hawaiian / Pacific Islander	Latino / Hispanic	Asian	Total Minorities	Total Minority %	Total Women	Total Women %	Total Workforce % (ethnicity & gender)	Ethnicity Participation %
Total Hours = 2,734	2,693.00	0.00	0.00	0.00	41.00	0.00	41.00	1.50%	0.00	0.00%	1.50%	16.66%
Total Number of Workers: 14	12				2		2	16.66%				
Percentage of Workers on the Project(s)	98.50%				1.50%							

PRIME Paid to Date	TTS-723A J FLETCHER CREAMER ON CALL BEAM GUIDE RAIL & ATTENUATOR REPLACEMENT											
\$88,635.00												
IBE Type	MBE	WBE	SBE	DBE	DsBE	VBE	IBE Total Payments	IBE %	IBE SCORE		TOTAL WORKFORCE SCORE	TOTAL ETHNICITY SCORE
Payments Paid to IBEs to Date	\$ -	\$ -	\$ 44,583.60	\$ -	\$ -	\$ -	\$ 44,583.60	50.30%	A+		A+	A+
Ethnicity Type:	Caucasian / White	Black / African American	Native American / Alaskan	Hawaiian / Pacific Islander	Latino / Hispanic	Asian	Total Minorities	Total Minority %	Total Women	Total Women %	Total Workforce % (ethnicity & gender)	Ethnicity Participation %
Total Hours = 1,625.50	434.00	0.00	0.00	0.00	190.00	0.00	190.00	43.80%	0.00	0.00%	43.80%	66.67%
Total Number of Workers: 26	18				12			66.70%				
Percentage of Workers on the Project(s)	69.55%				30.45%							

Delaware River Joint Toll Bridge Commission
Meeting of July 29, 2019

MINORITY, WOMEN AND SMALL BUSINESS ENTERPRISE PROGRAM OVERVIEW

The Delaware River Joint Toll Bridge Commission implemented a one-year Minority Business Enterprise (MBE) pilot program, with a 7% participation goal, and the Women Business Enterprise (WBE) pilot program with a 3% goal. These goals applied to consultants and contractors' participating in the Commission's Capital Program and were effective on September 1, 2008.

At its December 2008 Commission Meeting, the Commission revised the pilot program to specify a 25% Small Business Enterprise (SBE) goal to New Jersey assigned consultant contracts in lieu of the previously specified 7% MBE and 3% WBE goals.

At its December 2010 Commission Meeting, due to the success of the Commission's MWSBE Pilot Program, the Delaware River Joint Toll Bridge Commission adopted a resolution for permanent status of the Minority Business Enterprise (MBE) program, with a 7% participation goal, and the Women Business Enterprise (WBE) program with a 3% goal, and the Small Business Enterprise (SBE) program with a 25% goal. These goals apply to consultants and contractors' participating in the Commission's Capital Program.

The Contract Compliance Department continues to monitor, update and analyze the payments for the MWSBE diversity program.

<i>a)</i> PA Assigned Professional Services Contracts:	7% MBE and 3% WBE
<i>b)</i> No State Assigned Professional Services Contracts:	7% MBE and 3% WBE
<i>c)</i> Capital Plan Construction Contracts:	7% MBE and 3% WBE
<i>d)</i> NJ Assigned Professional Services Contracts:	25% SBE

Numerous diversified businesses have benefited and continue to benefit from the Commission's previous M/W/SBE Program. The number of Contracts awarded during the MWSBE Program are as follows:

➤ Active Projects:	7
➤ Completed Projects:	70
➤ Total Capital Program Projects:	77
➤ Total Number of Contractors:	180

As of July 1, 2014 projects fall into the status now commonly referred to as IBE (Identified Business Enterprise) with a projected target to be or to exceed 25% of the total project award amount.

Minority, Women and Small Business Enterprise Payment Reporting

All Active Projects

June-19

PROJECT NO.	CONTRACTOR / CONSULTANT	PROJECT VALUE	TOTAL PAYMENTS TO DATE	MBE GOAL 7 %	MBE PAYMENTS	WBE GOAL 3 %	WBE PAYMENTS	SBE GOAL 25 %	SBE PAYMENTS	AWARD DATE
C-502A	AECOM Transp.	\$ 30,397,000.00	\$ 26,395,486.30	5.77%	\$ 1,319,428.97	3.60%	\$ 823,168.93		\$ -	11/25/2008
C-628A	Dewberry	\$ 1,000,000.00	\$ 474,876.49	1.78%	\$ 17,754.10	2.22%	\$ 22,233.26		\$ -	02/25/2014
C-627B	French & Parello	\$ 500,000.00	\$ 276,851.58		\$ -		\$ -	5.70%	\$ 28,487.21	08/01/2014
C-629A	Hill International	\$ 300,000.00	\$ 181,931.20		\$ -		\$ -	13.66%	\$ 40,993.70	07/29/2014
C-556A	Pennoni Associates	\$ 389,614.63	\$ 323,615.98		\$ -		\$ -	12.88%	\$ 50,193.77	05/20/2014
C-628B	Louis Berger Group	\$ 1,000,000.00	\$ 800,089.77		\$ -		\$ -	9.21%	\$ 92,111.29	12/23/2013
C-599A	McCormick & Taylor	\$ 1,000,000.00	\$ 283,117.05		\$ -	0.50%	\$ 5,000.00		\$ -	11/01/2011

**Total Number of
Contracts**

2

3

4

MBE = Minority Business Enterprise

WBE = Women Business Enterprise

SBE = Small Business Enterprise

Minority, Women and Small Business Enterprise Payment Reporting

All Completed Contracts

*Categories highlighted below indicates the Prime has either met or exceeded the target.

CONTRACT NO.	CONTRACTOR / CONSULTANT	CONTRACT VALUE	MBE GOAL 7.0 %	MBE PAYMENTS	WBE GOAL 3.0 %	WBE PAYMENTS	SBE GOAL 25.0 %	SBE PAYMENTS
DB-427B	A.P. Construction	\$ 4,356,866.00	10.00%	\$ 435,686.60	7.30%	\$ 318,051.22		\$ -
T/TS-573A	A.P. Construction	\$ 7,823,588.00	7.69%	\$ 601,633.92	4.92%	\$ 384,920.53		\$ -
T-440BR	A.P. Construction	\$ 4,608,295.33	11.70%	\$ 539,170.55	7.33%	\$ 337,788.05		\$ -
TTS-476A-2	A.P. Construction	\$ 3,511,153.06	7.20%	\$ 252,803.02	5.50%	\$ 193,113.42		\$ -
T-472A	Allied Painting	\$ 15,595,983.76	9.70%	\$ 1,512,810.42	15.00%	\$ 2,339,397.56		\$ -
C-443A	Ammann & Whitney	\$ 770,909.81	10.00%	\$ 77,090.98	14.00%	\$ 107,927.37		\$ -
C-445A	Ammann & Whitney	\$ 920,304.08	7.20%	\$ 66,261.89	3.20%	\$ 29,449.73		\$ -
C-629B	Michael Baker	\$ 500,000.00		\$ -		\$ -	2.79%	\$ 13,937.96
T-474A	Bracy Contracting	\$ 2,660,000.00	6.05%	\$ 160,930.00	2.87%	\$ 76,342.00		\$ -
C-474A	Brinjac	\$ 287,603.87	8.00%	\$ 23,008.31	9.00%	\$ 25,884.35		\$ -
C-627A	Buchart Horn	\$ 132,374.35	0.00%	\$ -	0.00%	\$ -		\$ -
C-598A	Burns Group	\$ 408,272.00		\$ -		\$ -	8.00%	\$ 32,661.76
C-454A	Carroll Engineers	\$ 500,000.00	18.10%	\$ 90,500.00	5.90%	\$ 29,500.00		\$ -
C-543A	Cherry Weber	\$ 612,233.00		\$ -		\$ -	28.30%	\$ 173,261.94
C-639A	Cherry Weber	\$ 401,455.40	18.10%	\$ 72,663.43	5.90%	\$ 23,685.87		\$ -
T-498A	Cornell & Co.	\$ 1,999,015.22	9.30%	\$ 185,908.42	6.30%	\$ 125,937.96		\$ -
T-554A	Dayspring Electric	\$ 232,117.66	0.00%	\$ -	0.00%	\$ -		\$ -
C-454B	French & Parelo	\$ 500,000.00		\$ -		\$ -	17.00%	\$ 85,000.00
C-453A	Gannett Fleming	\$ 1,000,000.00	5.33%	\$ 53,300.00	0.87%	\$ 8,700.00		\$ -
C-598B	Gannett Fleming	\$ 367,353.90		\$ -		\$ -	8.95%	\$ 32,878.17
C-566A	Greenman Pedersen	\$ 350,675.02	9.54%	\$ 33,464.64	0.83%	\$ 2,924.37		\$ -
C-599B	Greenman Pedersen	\$ 1,000,000.00		\$ -		\$ -	4.00%	\$ 40,000.00
CM-437A	Greenman Pedersen	\$ 2,559,020.59		\$ -		\$ -	19.50%	\$ 499,009.02
CM-440B	Greenman Pedersen	\$ 753,336.71		\$ -		\$ -	17.64%	\$ 132,888.60
T-441A	H & G Contractors	\$ 1,586,698.00	6.60%	\$ 104,722.07	1.57%	\$ 24,911.16		\$ -
C-530A	Hill International	\$ 400,000.00	2.50%	\$ 10,000.00	0.00%	\$ -		\$ -
CM-427B	Hill International	\$ 629,749.00		\$ -		\$ -	13.60%	\$ 85,645.86
CM-447B	Hill International	\$ 973,401.52	4.10%	\$ 39,909.46	2.10%	\$ 20,441.43		\$ -
CM-442A	Hill International	\$ 319,826.73		\$ -		\$ -	25.14%	\$ 80,404.44
CM-573A	Hill International	\$ 1,038,384.48	6.20%	\$ 64,379.84	5.80%	\$ 60,226.30		\$ -
T-506A	HRI	\$ 13,727,411.69	7.17%	\$ 984,255.42	2.91%	\$ 399,467.68		\$ -
TS-505A	IEW	\$ 661,352.00	55.00%	\$ 363,743.60	8.93%	\$ 59,058.73		\$ -
DB-563A	J. Fletcher Creamer	\$ 1,283,717.00	15.00%	\$ 192,557.55	4.00%	\$ 51,348.68		\$ -
TTS-634AR	J. Fletcher Creamer	\$ 896,808.00	8.35%	\$ 74,885.53	0.42%	\$ 3,755.75		\$ -
T-437A	J.D. Eckman	\$ 24,412,321.90	7.48%	\$ 1,826,041.68	3.04%	\$ 742,134.59		\$ -
C-549AR	Jacobs Engineering	\$ 445,549.98	8.02%	\$ 35,745.16	3.11%	\$ 13,866.11		\$ -
TS-442A	James A. Anderson	\$ 2,149,268.62	6.30%	\$ 135,403.92	1.30%	\$ 27,940.49		\$ -
TS-443A	James A. Anderson	\$ 2,461,975.00	0.00%	\$ -	6.10%	\$ 150,180.48		\$ -
T-543A	James D. Morrissey	\$ 6,683,640.40	4.80%	\$ 320,814.74	8.64%	\$ 577,466.53		\$ -
CM-444A	JMT	\$ 905,196.00	9.50%	\$ 85,993.62	2.80%	\$ 25,345.49		\$ -
CM-506A	JMT	\$ 1,459,000.00	7.65%	\$ 111,613.50	2.40%	\$ 35,016.00		\$ -
CM-543A	JMT	\$ 752,729.58		\$ -		\$ -	30.60%	\$ 230,335.25
C-506A	KS Engineers	\$ 1,156,622.33	63.38%	\$ 733,067.23	13.44%	\$ 155,450.04		\$ -
TTS-476A-1	Kyle Conti	\$ 4,128,641.00	0.09%	\$ 3,715.78	9.00%	\$ 371,577.69		\$ -
DB-562A	M.L. Ruberton	\$ 344,492.68	8.30%	\$ 28,592.89	3.80%	\$ 13,090.72		\$ -
T-475A	Miniscalco	\$ 68,229.51	2.25%	\$ 1,535.16	1.20%	\$ 818.75		\$ -
TS-445A	Neshaminy Contractors	\$ 6,285,926.10	16.90%	\$ 1,062,321.51	2.70%	\$ 169,720.00		\$ -
TS-447B	Neshaminy Contractors	\$ 8,955,586.24	8.60%	\$ 770,180.42	2.58%	\$ 231,054.12		\$ -
C-437B	Parsons Brinkerhoff	\$ 2,254,674.00		\$ -		\$ -	22.54%	\$ 508,203.52
C-437A	Pennoni Associates	\$ 764,181.39		\$ -		\$ -	24.00%	\$ 183,403.53
C-455B	Remington & Vernick	\$ 400,000.00		\$ -		\$ -	2.49%	\$ 9,960.00
TS-444A	Road-Con	\$ 7,814,850.68	4.87%	\$ 380,583.23	0.31%	\$ 24,226.04		\$ -
T-639A	Road-Con	\$ 3,324,313.00	0.00%	\$ -	13.90%	\$ 462,079.51		\$ -
C-621A	Rummel, Klepper & Kahl	\$ 487,881.64	9.01%	\$ 43,941.24	3.16%	\$ 15,427.54		\$ -
T-624A	Sparwick	\$ 874,601.00	7.60%	\$ 66,469.68	0.75%	\$ 6,559.51		\$ -
C-440B	Stantec	\$ 728,011.79	4.75%	\$ 34,580.56	2.80%	\$ 20,384.33		\$ -
C-440A	Stantec	\$ 405,011.03	4.80%	\$ 19,440.53	6.60%	\$ 26,730.73		\$ -
C-600A	STV	\$ 800,000.00		\$ -		\$ -	12.60%	\$ 100,800.00
CM-472A	STV	\$ 1,728,385.40		\$ -		\$ -	23.80%	\$ 411,355.73
CM-474A	STV	\$ 291,172.17	0.00%	\$ -	0.00%	\$ -		\$ -

MBE = Minority Business Enterprise / WBE = Women Business Enterprise / SBE = Small Business Enterprise

Data represents payments made from the start of the MWSBE program up to the completion of each referenced contract.

Minority, Women and Small Business Enterprise Payment Reporting All Completed Contracts

*Categories highlighted below indicates the Prime has either met or exceeded the target.

CONTRACT NO.	CONTRACTOR / CONSULTANT	CONTRACT VALUE	MBE GOAL 7.0 %	MBE PAYMENTS	WBE GOAL 3.0 %	WBE PAYMENTS	SBE GOAL 25.0 %	SBE PAYMENTS
C-538A	STV	\$ 500,000.00	1.25%	\$ 6,250.00	31.20%	\$ 156,000.00		\$ -
CM-443A	STV	\$ 204,152.63	16.75%	\$ 34,195.57	11.00%	\$ 22,456.79		\$ -
CM-445A	STV	\$ 682,064.44		\$ -		\$ -	26.00%	\$ 177,336.75
CM-498A	STV	\$ 571,665.66	12.00%	\$ 68,599.88	2.40%	\$ 13,719.98		\$ -
C-453B	T & M Associates	\$ 1,000,000.00		\$ -		\$ -	18.90%	\$ 189,000.00
C-07-11	Transsystems	\$ 747,493.55		\$ -		\$ -	21.05%	\$ 157,347.39
C-447B	Transsystems	\$ 666,016.64	8.00%	\$ 53,281.33	2.00%	\$ 13,320.33		\$ -
CM-476A	Trumbull	\$ 699,250.00	13.60%	\$ 95,098.00	6.10%	\$ 42,654.25		\$ -
C-505A	Urban Engineers	\$ 154,598.70		\$ -		\$ -	36.50%	\$ 56,428.53
C-539A	URS Corporation	\$ 265,070.69		\$ -		\$ -	0.00%	\$ -
Total Number of Contracts	70		49		49		21	

MBE = Minority Business Enterprise / WBE = Women Business Enterprise / SBE = Small Business Enterprise
Data represents payments made from the start of the MWSBE program up to the completion of each referenced contract.