

**Delaware River Joint Toll Bridge Commission**  
**Meeting of September 24, 2018**

**CONTRACT COMPLIANCE REPORT INDEX**

**Months of July & August 2018**

<b>SUBJECT</b>	<b>DESCRIPTION</b>	<b>PAGE NUMBER</b>
<b>Contract Compliance Program Operations Report</b>	<b>Operations Report July - August 2018</b>	<b>1-20</b>

**Delaware River Joint Toll Bridge Commission**  
**Meeting of September 24, 2018**

**IBE PROGRAM OVERVIEW**

The Delaware River Joint Toll Bridge Commission (Commission) established an IBE Program (MBE/WBE/SBE/DBE/DsBE/VBE) with a target of 25% for all Professional Services and Construction contracts awarded by the Commission effective July 1, 2014. To date, the Commission has awarded forty-eight (48) contracts, with the IBE Program requirements. Currently, there are 31 active contracts and 17 contracts that have been completed and archived.

**Elation Systems**

The Commission began using Elation Systems effective January 2017, as the online system for Payment Verification and Certified Payroll Reporting (CPR). All contracts awarded by the Commission to a Prime Consultant/Prime Contractor and their Subconsultants and Subcontractors use this service free of charge. Online training is available to vendors on how to use Elation Systems. The Contract Compliance Department and Elation Support Staff are available to assist all users.

The Contract Compliance Department (CCD) monitors, posts and reports data in regards to all payments. The CCD also reviews all Certified Payrolls submitted into Elation Systems.

***The following are all mandatory requirements:***

**Company On-Line Registration:**

- i. All Primes must register their company and activate an account in Elation Systems; *and*
- ii. All Primes must also ensure that all Subconsultants and Subcontractors register their company and activate an account in Elation Systems.

**Payment Verification:**

- i. Prime Contractors must post all payments to their Subconsultants and/or Subcontractors in Elation Systems; *and*
- ii. Prime Contractors and their Subconsultants and/or Subcontractors must confirm all payments received in Elation Systems.

**Certified Payroll Reporting:**

- i. All Prime Contractors are responsible for assigning someone from their staff with the responsibility to review, approve, and upload their CPR(s) on a weekly basis into Elation Systems; *and*
- ii. All Prime Contractors must also ensure that their Subcontractors upload their CPR(s) on a weekly basis into Elation Systems.

Prime Consultants / Contractors IBE Target performance will be displayed / available on the Commission's public website.

**Delaware River Joint Toll Bridge Commission  
Meeting of September 24, 2018**

**M E E T I N G S**

**Professional Services Contracts**

<b>Pre-Proposal Meeting(s):</b>	Contract C-716A Facilities Task Order Agreement Contract C-728A Electronic Toll Collection / Tolling Task Order Assignment Consultant
<b>Oral Presentation(s) / Interview(s):</b>	Contract C-716A Facilities Task Order Agreement
<b>Kick-Off Meeting(s):</b>	None Attended

**Construction Contracts**

<b>Pre-Bid Meeting(s):</b>	Contract T/TS-556A Bridge Monitoring – Select Bridges
<b>Bid Opening(s):</b>	Contract T-711A Easton Phillipsburg Toll Bridge Salt Storage Building
<b>Pre-Construction Meeting(s):</b>	None Attended
<b>Kick-Off Meeting(s):</b>	None Attended
<b>Bi-Weekly Progress Meeting(s):</b>	None Attended

**Meeting(s) / Conference(s) / Seminar(s) / Event(s)**

DRJTBC - Monthly Departmental (CAO) Staff Meeting  
DRJTBC - Monthly Committee Meeting  
DRJTBC - Monthly Commissioner's Meeting  
07/09/18 - Meeting w/J. Guridy, C. Baker, W. Reading, IT Dept. Re: Update of CCD Website  
07/12/18 - Meeting w/A. Conoline, J. Guridy, C. Baker, I. Montalvo Re: Distribution of Projects  
07/13/18 - SHCCNJ - Diversity Expo  
07/19/18 - WTS - Monthly Board Meeting  
07/19/18 - WTS Conference Call Re: Commonwealth Connections Update  
07/23/18 - WTS Philadelphia - Farewell Luncheon  
07/25/18 - Workforce Utilization Training w/J. Guridy, C. Baker  
08/02/18 - WTS Conference Call Re: Commonwealth Connections Update  
08/08/18 - WTS Networking Event - Summer Lovin'  
08/08/18 - Conference Call w/A. Conoline Re: Trumbull & Review of Elation & OCIP Reports  
08/09/18 - Conference Call w/J. Guridy, C. Baker, Trumbull Re: Review of Elation & OCIP Reports  
08/16/18 - WTS - Monthly Board Meeting  
08/17/18 - Kean University Diversity Expo  
08/23/18 - WTS Diversity Panel Discussion Event  
08/28/18 - HCCLV Monthly Board Meeting

**Elation Produced Reports**

The following documents present a set of charts that depict a summary of payments for active and completed contracts since the inception of the IBE program. These charts are followed by pie charts that show the distribution of payments by their IBE certification type.

The following spreadsheets include payment data for both Professional and Construction Contracts that are active and/or completed.

The Workforce Utilization pie charts illustrate the hours worked and ethnicity. The attached Workforce Utilization spreadsheet provides detailed data on the trade, ethnicity, and gender of each construction project.

Lastly, the Minority, Women, and Small Business Enterprise charts show the progress of all Professional and Construction Contracts relevant to the MWSBE Program.

**PROFESSIONAL SERVICES PAYMENTS & IBE ACTUAL TO DATE**

	DBE	MBE	WBE	SBE	VBE	IBE (Total Payments to 08/30/18)	*IBE (Payment Percentage(s) to 08/30/18)	Total Contract Payments to 08/30/18	Total Contract Value as of 08/30/18
<b>Payments of All Contracts Combined</b>	\$7,140,021.13	\$9,210,766.84	\$8,166,832.31	\$5,421,898.96	\$4,211,484.95	\$34,151,004.19	19.56%	\$174,578,934.49	\$542,490,177.33
<b>Payments Percentage of Total Contract Value</b>							6.30%	32.18%	\$542,490,177.33
	DBE	MBE	WBE	SBE	VBE	IBE (Total Payments to 08/30/18)	*IBE (Payment Percentage(s) to 08/30/18)	Total Contract Payments to 08/30/18	Total Contract Value as of 08/30/18
<b>IBE Type Total Payments (Professional Contracts)</b>	\$2,602,907.22	\$4,136,097.40	\$ 905,861.03	\$1,291,230.74	\$1,848,588.80	\$ 10,784,685.19	25.67%	\$42,010,110.50	\$89,106,878.46
1 C-508A / BURNS - I78 Maintenance Garage Expansion	\$ 108,810.88	\$ 23,012.21	\$ 164,287.18			\$ 296,110.27	39.80%	\$ 659,809.92	\$ 686,117.37
2 C-519A / GANNETT FLEMING ARCHITECTS, INC. - Southern Openarations & Maintenance Facilities Improvements				\$ 15,008.30		\$ 15,008.30	0.50%	\$ 59,676.56	\$ 3,012,681.45
3 C-644A / GANNETT FLEMING ARCHITECTS, INC. - I78 Bridges & Approach Slab Rehabilitation	\$ 19,565.85					\$ 19,565.85	3.00%	\$ 368,213.61	\$ 651,157.49
4 C-657A / JINGOLI - TOA / Building Construction Management Services for PA Assignment Level 3 Toll Bridge Facilities Energy Contract		\$ 13,380.00				\$ 13,380.00	0.01%	\$ 287,274.16	\$ 300,000.00
5 C-660A / BAKER - Scudder Falls Bridge Replacement Project Final Design Services	\$ 1,558,878.70	\$ 2,661,914.43	\$ 273,197.88		\$ 1,636,597.46	\$ 6,130,588.47	21.52%	\$ 26,950,129.47	\$ 28,490,033.74
6 C-662A / McCORMICK - Scudder Falls Bridge Replacement Public Involvement Services	\$ 208,970.47					\$ 208,970.47	11.61%	\$ 891,650.29	\$ 1,800,016.87
7 C-684A-(1)-2 / CHERRY, WEBER ASSOCIATES, P.C. - General Engineering Services 2015-2018 Annual Inspections		\$ 171,717.12				\$ 171,717.12	20.44%	\$ 687,089.28	\$ 840,000.00
8 C-696A / JOHNSON, MIRMIRAN AND THOMPSON, INC. - TOA / Engineering Services for PA Assignment	\$ 60,996.27					\$ 60,996.27	12.20%	\$ 220,669.26	\$ 500,000.00
9 C-696B / FRENCH & PARRELLO ASSOCIATES - TOA / Engineering Services for NJ Assignment				\$ 40,502.02		\$ 40,502.02	8.10%	\$ 136,327.86	\$ 500,000.00
10 C-701A / RUMMEL, KLEPPER AND KAHL - TOA / Engineering Services for Electronic Toll Collection Systems	\$ 54,445.79		\$ 300.00			\$ 54,745.79	10.95%	\$ 267,063.81	\$ 500,000.00
11 C-702B / IH ENGINEERS, P.C. (IBE) - Sructural / Civil Task Order Agreement for NJ Assignment		\$ 420,866.27				\$ 420,866.27	42.09%	\$ 420,866.27	\$ 1,000,000.00

\* IBE percentages are calculated based on the Prime(s) payment amount.

Reporting from 07/01/2014 to 08/30/2018

**PROFESSIONAL SERVICES PAYMENTS & IBE ACTUAL TO DATE**

	DBE	MBE	WBE	SBE	VBE	IBE (Total Payments to 08/30/18)	*IBE (Payment Percentage(s) to 08/30/18)	Total Contract Payments to 08/30/18	Total Contract Value as of 08/30/18
<b>Payments of All Contracts Combined</b>	\$7,140,021.13	\$9,210,766.84	\$8,166,832.31	\$5,421,898.96	\$4,211,484.95	\$34,151,004.19	19.56%	\$174,578,934.49	\$542,490,177.33
<b>Payments Percentage of Total Contract Value</b>							6.30%	32.18%	\$542,490,177.33
	DBE	MBE	WBE	SBE	VBE	IBE (Total Payments to 08/30/18)	*IBE (Payment Percentage(s) to 08/30/18)	Total Contract Payments to 08/30/18	Total Contract Value as of 08/30/18
<b>IBE Type Total Payments (Professional Contracts)</b>	\$2,602,907.22	\$4,136,097.40	\$ 905,861.03	\$1,291,230.74	\$1,848,588.80	\$ 10,784,685.19	25.67%	\$42,010,110.50	\$89,106,878.46
12 C-703A / URBAN ENGINEERS, INC. - TOA / Construction Management Services for PA Assignment			\$ 15,199.70			\$ 15,199.70	3.04%	\$ 227,372.61	\$ 500,000.00
13 C-707A / USA ARCHITECTS (IBE) - Commission Administration Building at Scudder Falls			\$ 134,868.10	\$ 743,848.59	\$ 211,991.34	\$ 1,090,708.03	79.24%	\$ 1,090,708.03	\$ 1,376,451.71
14 C-715A / PENNONI ASSOCIATES, INC. - Structural/Civil Task Order Agreement for PA Assignment	\$ 33,027.35					\$ 33,027.35	3.30%	\$ 145,036.83	\$ 1,000,000.00
15 CI-671A / TRC ENGINEERS - Scudder Falls Bridge Replacement Project Engineering Services for PA Approach Improvements	\$ 463,178.49					\$ 463,178.49	7.11%	\$ 857,873.93	\$ 6,515,220.03
16 CI-672A / PARSONS BRINCKERHOFF, INC. (WSP) - Scudder Falls Bridge Replacement Project Engineering Services for Main River Bridge Replacement		\$ 201,813.55				\$ 201,813.55	2.60%	\$ 1,032,668.49	\$ 7,776,718.32
17 CI-673A / GANNETT FLEMING ARCHITECTS, INC. - SFB Replacement Project Engineering Services for NJ Approach Construction				\$ 246,144.86		\$ 246,144.86	3.75%	\$ 1,228,050.23	\$ 6,568,103.32
18 CM-644A / GREENMAN-PEDERSEN, INC. - I78 Bridges and Approach Slabs Rehabilitation Construction Management Services / Inspection Services	\$ 95,033.42		\$ 27,643.76	\$ 16,270.82		\$ 138,948.00	7.94%	\$ 864,174.36	\$ 1,545,442.08
19 CM-669A / HILL INTERNATIONAL, INC. - Scudder Falls Bridge Replacement Project Construction Management Services		\$ 643,393.82	\$ 290,364.41	\$ 229,456.15		\$ 1,163,214.38	4.65%	\$ 5,556,688.12	\$ 25,015,066.98
20 CM-707A / JOSEPH JINGOLI & SON, INC. - Commission Administration Building at Scudder Falls Construction Management Services							0.00%	\$ 58,767.41	\$ 529,869.10

\* IBE percentages are calculated based on the Prime(s) payment amount.

Reporting from 07/01/2014 to 08/30/2018

**CONSTRUCTION SERVICES PAYMENTS & IBE ACTUAL TO DATE**

	DBE	MBE	WBE	SBE	VBE	IBE Total Payments to 08/30/18	*IBE Payment Percentage(s) to 08/30/18	Prime Total Contract Payments to 08/30/18	Total Contract Value as of 08/30/18
<b>Payments of All Contracts Combined</b>	\$7,140,021.13	\$9,210,766.84	\$8,166,832.31	\$5,421,898.96	\$4,211,484.95	\$34,151,004.19	19.56%	\$174,578,934.49	\$542,490,177.33
<b>Payments Percentage of Total Contract Value</b>							6.30%	32.18%	\$542,490,177.33
	DBE	MBE	WBE	SBE	VBE	IBE Total Payments to 08/30/18	IBE Payment Percentage(s) to 08/30/18	Prime Total Contract Payments to 08/30/18	Total Contract Value as of 08/30/18
<b>IBE Type Total Payments (Construction Contracts)</b>	\$4,486,195.46	\$4,884,799.01	\$7,127,663.34	\$4,033,650.16	\$2,358,824.95	\$22,891,132.92	17.27%	\$132,568,823.99	\$453,383,298.87
1 DB-540A / TRANSCORE - Electronic Toll Collection System Replacement - Design, Build & Maintain	\$ 2,024,382.73	\$ 285,650.85	\$ 6,177.93			\$ 2,316,211.51	18.58%	\$ 10,385,693.44	\$ 12,462,964.26
2 T-644A / J.D. ECKMAN - Easton/Phillipsburg TB Facility Administration Building			\$ 300,044.36	\$ 1,910,475.00		\$ 2,210,519.36	19.88%	\$ 6,242,443.58	\$ 11,117,003.61
3 T-645A MJF - Building & Facilities Energy Conservation	\$ 360,695.00					\$ 360,695.00	6.77%	\$ 4,352,479.00	\$ 5,326,520.00
4 T-645B / SCHNEIDER ELECTRIC - Building & Facilities Energy Conservation Measures - Mechanical/Controls					\$ 36,640.80	\$ 36,640.80	3.17%	\$ 399,023.10	\$ 1,154,809.00
5 T-668A TRUMBULL 2 New Jersey - SFB Replacement Project							0.00%		
6 T-668A / TRUMBULL 1 - Pennsylvania Scudder Falls Bridge Replacement Project	\$ 2,052,229.62	\$ 4,599,148.16	\$ 6,545,487.90	\$ 1,066,115.30	\$ 2,322,184.15	\$ 16,585,165.13	4.19%	\$ 107,503,079.06	\$ 396,000,000.00
7 T-707A / BRACY - Commission Administration Building at Scudder Falls Bridge & Adaptive Reuse of the 1799 Building							0.00%	\$ 698,019.36	\$ 21,357,000.00
8 T-708A / ALLIED PAINTING - New Hope/Lambertville Toll Bridge Floor System Rehabilitation - Facility Administration Building	\$ 48,888.11		\$ 8,161.61	\$ 12,820.26		\$ 69,869.98	4.12%	\$ 198,900.00	\$ 1,694,000.00
9 T-717A / BRACY - Milford/Montague Toll Bridge Salt Storage Building			\$ 104,158.96			\$ 104,158.96	8.37%	\$ 1,232,810.45	\$ 1,244,000.00
10 TS-677A / SPARWICK (IBE) - Scudder Falls TSB Interim Deck Repairs on I-95				\$ 999,656.00		\$ 999,656.00	99.63%	\$ 999,656.00	\$ 1,003,336.00
11 TS-687A / CARR & DUFF - Lower Trenton Toll Supported Bridge Replacement Of Sign Lighting Elements			\$ 163,632.58			\$ 163,632.58	25.29%	\$ 556,720.00	\$ 647,000.00

\* IBE percentages are calculated based on the Prime(s) payment amount.

Reporting from 07/01/2014 - 08/30/2018

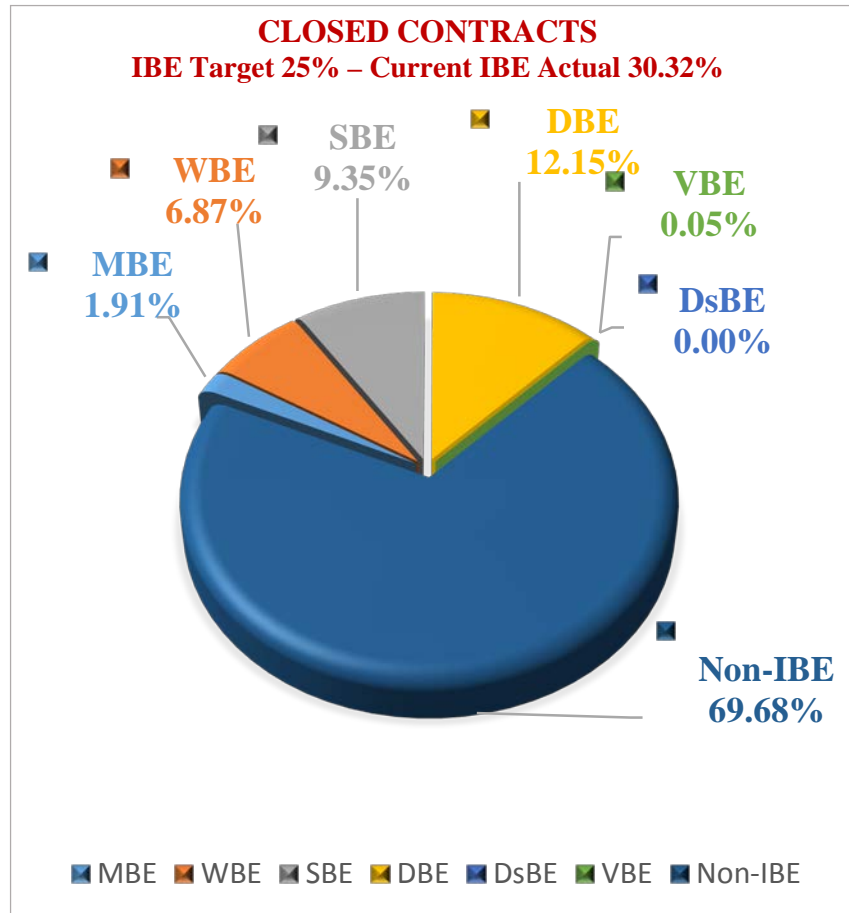
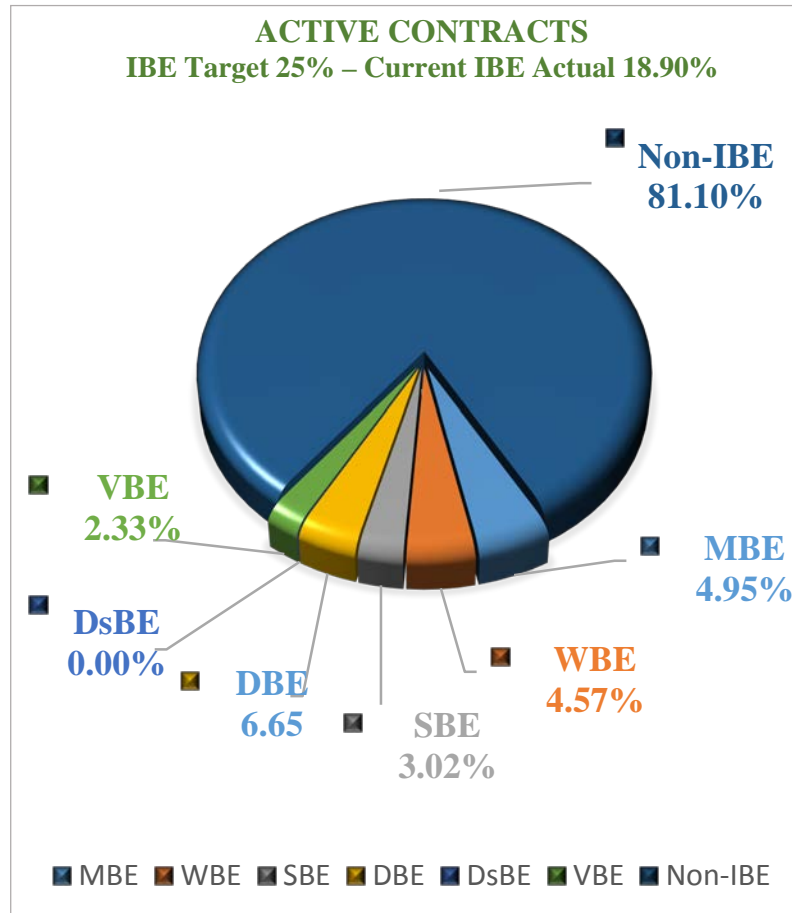
**CONSTRUCTION SERVICES PAYMENTS & IBE ACTUAL TO DATE**

	DBE	MBE	WBE	SBE	VBE	IBE Total Payments to 08/30/18	*IBE Payment Percentage(s) to 08/30/18	Prime Total Contract Payments to 08/30/18	Total Contract Value as of 08/30/18
<b>Payments of All Contracts Combined</b>	\$7,140,021.13	\$9,210,766.84	\$8,166,832.31	\$5,421,898.96	\$4,211,484.95	\$34,151,004.19	19.56%	\$174,578,934.49	\$542,490,177.33
<b>Payments Percentage of Total Contract Value</b>							6.30%	32.18%	\$542,490,177.33
	DBE	MBE	WBE	SBE	VBE	IBE Total Payments to 08/30/18	IBE Payment Percentage(s) to 08/30/18	Prime Total Contract Payments to 08/30/18	Total Contract Value as of 08/30/18
<b>IBE Type Total Payments (Construction Contracts)</b>	\$4,486,195.46	\$4,884,799.01	\$7,127,663.34	\$4,033,650.16	\$2,358,824.95	\$ 22,891,132.92	17.27%	\$132,568,823.99	\$453,383,298.87
<b>12 TTS-723A / J. FLETCHER CREAMER - On Call Beam Guide Rail &amp; Attenuator Replacement</b>				\$ 44,583.60		\$ 44,583.60	3.24%		\$ 1,376,666.00

\* IBE percentages are calculated based on the Prime(s) payment amount.

Reporting from 07/01/2014 - 08/30/2018

# PERCENTAGES OF PAYMENTS TO CERTIFIED IBE SUBCONTRACTORS (MBE / WBE / SBE / DBE / DSBE / VBE)



Reporting from 07/01/2014 – 08/30/2018



## Completed Professional Services Contracts Payment Detail Report

Total Prime's Contracts Value	\$ 2,986,954.83
Total Payments to IBEs	\$ 649,229.49
IBE Target	25.00%
IBE Actual	21.74%

**\*Met or Exceeded The Target\***

**\*Did Not Meet The Target\***

	CONTRACT TITLE	CONTRACT NO.	PRIME CONSULTANTS	CONTRACT VALUES	PAYMENT TOTALS	IBE TARGET	IBE ACTUAL	IBE TYPE	START DATE	END DATE
1	I-78 Maintenance Garage Expansion Engineering Services for Construction Management	CM-508A	STV, Inc.	\$ 582,335.21	\$ 582,335.21	25.00%	13.83%		02/29/2016	04/30/2018
		IBE	Envision Consultants, Ltd.	\$ 33,957.55	\$ 33,957.55	06.30%	5.83%	SBE		
			HRV Conformance Verification Associates, Inc.	\$ 19,937.70	\$ -	03.40%	0.00%	DBE		
			IH Engineers, P.C.	\$ 46,603.11	\$ 46,603.11	17.55%	8.00%	MBE		

	CONTRACT TITLE	CONTRACT NO.	PRIME CONSULTANTS	CONTRACT VALUES	PAYMENT TOTALS	IBE TARGET	IBE ACTUAL	IBE TYPE	START DATE	END DATE
2	Scudder Falls Bridge Replacement Project - PA Noise Walls Construction	CM-664A	GREENMAN-PEDERSEN, INC.	\$ 849,622.00	\$ 849,622.00	25.00%	19.74%		02/29/2016	01/03/2018
		IBE	Envision Consultants, Ltd.	\$ 45,881.50	\$ 45,881.50	05.20%	5.40%	WBE		
			Keegan Technology & Testing Associates, Inc. A/K/A Key-Tech	\$ 36,494.33	\$ 36,494.33	03.70%	4.30%	SBE		
			Naik Consulting Group, P.C.	\$ 76,622.13	\$ 76,622.13	18.30%	9.02%	DBE		
			Safegate Associates, LLC	\$ 8,700.00	\$ 8,700.00	02.60%	1.02%	SBE		

	CONTRACT TITLE	CONTRACT NO.	PRIME CONSULTANTS	CONTRACT VALUES	PAYMENT TOTALS	IBE TARGET	IBE ACTUAL	IBE TYPE	START DATE	END DATE
3	Scudder Falls Bridge Replacement Project - PA Noise Walls Construction	CI-665A	JACOBS ENGINEERING GROUP, INC.	\$ 626,933.76	\$ 626,933.76	25.00%	7.14%		05/23/2016	11/02/2017
		IBE	IH Engineers, P.C.	\$ 44,766.05	\$ 44,766.05	14.40%	7.14%	MBE		
			RIG Consulting, Inc.	\$ 68,085.01	\$ -	10.86%	0.00%	DBE		

	CONTRACT TITLE	CONTRACT NO.	PRIME CONSULTANTS	CONTRACT VALUES	PAYMENT TOTALS	IBE TARGET	IBE ACTUAL	IBE TYPE	START DATE	END DATE
4	Riverton - Belvidere Toll Supported Bridge Critical Member	C-650A	AMMANN & WHITNEY	\$ 451,072.33	\$ 451,072.33	25.00%	20.66%		10/26/2015	08/08/2017
		IBE	Pickering, Corts & Summerson, Inc.	\$ 93,184.47	\$ 93,184.47	25.80%	20.66%	SBE		

	CONTRACT TITLE	CONTRACT NO.	PRIME CONSULTANTS	CONTRACT VALUES	PAYMENT TOTALS	IBE TARGET	IBE ACTUAL	IBE TYPE	START DATE	END DATE
5	Portland - Columbia Toll Bridge Approach Roadways Improvements	CI-566A	JACOBS ENGINEERING GROUP, INC.	\$ 476,991.53	\$ 476,991.53	25.00%	30.29%		02/23/2015	10/15/2016
		IBE	AmerCom Corporation	\$ 144,473.11	\$ 144,473.11	31.55%	30.29%	MBE		
			Naik Consulting Group, P.C.	\$ -	\$ -	04.87%	0.00%	SBE		

	CONTRACT TITLE	CONTRACT NO.	PRIME CONSULTANTS	CONTRACT VALUES	PAYMENT TOTALS	IBE TARGET	IBE ACTUAL	IBE TYPE	START DATE	END DATE
6	Scudder Falls Bridge Replacement Project - PA Noise Walls Construction	C-663A	PENNONI ASSOCIATES, INC.	\$ 237,424.67	\$ 237,424.67	25.00%	49.93%		07/30/2015	4/20/2016

## Completed Professional Services Contracts Payment Detail Report

Total Prime's Contracts Value	\$ 2,986,954.83
Total Payments to IBEs	\$ 649,229.49
IBE Target	25.00%
IBE Actual	21.74%

**\*Met or Exceeded The Target\***

**\*Did Not Meet The Target\***

Project - Traffic Engineering Services Pre-construction Traffic	IBE	Drive Engineering Corp.	\$ 6,757.64	\$ 6,757.64	03.40%	2.85%	MBE	
		TechniQuest Corporation	\$ 111,789.60	\$ 111,789.60	36.50%	47.08%	MBE	

## Completed Construction Contracts Payment Detail Report

Total Prime's Contracts Value	\$ 35,126,553.43
Total Payments to IBEs	\$ 11,063,149.54
IBE Target	25.00%
IBE Actual	31.50%

**\*Met or Exceeded The Target\***

**\*Did Not Meet The Target\***

	CONTRACT TITLE	CONTRACT NO.	PRIME CONTRACTORS	CONTRACT VALUE	PAYMENT TOTALS	PRIME TARGET	PRIME ACTUAL	IBE TYPE	START DATE	END DATE
1	I-78 Maintenance Garage Expansion at I-78 PA Welcome Ctr. / Maintenance Facility	T-508A	BRACY CONSTRUCTION, INC.	\$ 9,845,177.03	\$ 9,845,177.03	25.00%	14.43%		06/27/2016	06/30/2018
		IBE	C.A.Weiss Sales, LLC	\$ 245,498.71	\$ 245,498.71	2.49%	2.49%	WBE		
			Central Penn Welding & Ironworks, LLC	\$ 173,273.71	\$ 173,273.71	1.76%	1.76%	MBE		
			Gaver Industries, Inc. d/b/a Barker & Barker Paving	\$ 19,547.10	\$ 19,547.10	0.20%	0.20%	VBE		
			Ida Yeager Sales, Inc.	\$ 148,150.52	\$ 148,150.52	1.50%	1.50%	DBE		
			J. Sterling Solutions, LLC	\$ 51,476.64	\$ 51,476.64	0.52%	0.52%	DBE		
			Labe Sales, Inc.	\$ 73,980.00	\$ 73,980.00	0.75%	0.75%	DBE		
			Penn State Electrical Mechanical Supply Co., Inc.	\$ 196,063.29	\$ 196,063.29	1.99%	1.99%	DBE		
			Reeb Building Systems, LLC	\$ 512,970.82	\$ 512,970.82	5.21%	5.21%	DBE		

	CONTRACT TITLE	CONTRACT NO.	PRIME CONTRACTORS	CONTRACT VALUES	PAYMENT TOTALS	IBE TARGET	IBE ACTUAL	IBE TYPE	START DATE	END DATE
2	Lower Trenton Toll Supported Bridge Approach Traffic Signal Equipment Upgrades	TS-699A	CARR AND DUFF, INC.	\$ 161,150.37	\$ 161,150.32	25.00%	37.96%		03/29/2017	04/24/2018
		IBE	General Highway Products, Inc	\$ 61,169.00	\$ 61,169.00	25.00%	37.96%	WBE		

	CONTRACT TITLE	CONTRACT NO.	PRIME CONTRACTORS	CONTRACT VALUES	PAYMENT TOTALS	IBE TARGET	IBE ACTUAL	IBE TYPE	START DATE	END DATE
3	Scudder Falls Bridge Replacement Project - Tree Clearing	T-667A	AP CONSTRUCTION, INC.	\$ 1,721,688.26	\$ 1,721,688.26	25.00%	26.42%		12/23/2015	09/20/2017
		IBE	Athena Contracting, Inc.	\$ 243,315.01	\$ 243,315.01	10.00%	14.13%	WBE		
			BFW Group	\$ 8,550.00	\$ 8,550.00	0.83%	0.50%	DBE		
			Sable Construction, Inc.	\$ 202,960.00	\$ 202,960.00	15.00%	11.79%	MBE		

	CONTRACT TITLE	CONTRACT NO.	PRIME CONTRACTORS	CONTRACT VALUES	PAYMENT TOTALS	IBE TARGET	IBE ACTUAL	IBE TYPE	START DATE	END DATE
4	Scudder Falls Bridge Replacement Project - PA Noise Walls	T-666A	PKF-MARK III, INC.	\$ 11,219,737.01	\$ 11,219,737.01	25.00%	31.54%		04/29/2016	08/14/2017
		IBE	Bird Solutions International	\$ 122,732.00	\$ 122,732.00	1.09%	1.09%			
			Green Valley Landscaping, Inc.	\$ 72,163.76	\$ 72,163.76	0.64%	0.64%			
			Sanders Construction Company, Inc.	\$ 3,338,786.23	\$ 3,338,786.23	25.00%	29.76%	DBE		
			Work Zone Contractors, LLC	\$ 5,352.12	\$ 5,352.12	0.05%	0.05%	DBE		

	CONTRACT TITLE	CONTRACT NO.	PRIME CONTRACTORS	CONTRACT VALUES	PAYMENT TOTALS	IBE TARGET	IBE ACTUAL	IBE TYPE	START DATE	END DATE
--	----------------	--------------	-------------------	-----------------	----------------	------------	------------	----------	------------	----------

## Completed Construction Contracts Payment Detail Report

Total Prime's Contracts Value	\$ 35,126,553.43
Total Payments to IBEs	\$ 11,063,149.54
IBE Target	25.00%
IBE Actual	31.50%

**\*Met or Exceeded The Target\***

**\*Did Not Meet The Target\***

5	Scudder Falls Bridge Replacement Project Subsurface Boring & Sampling	T-661A	TRC ENGINEERS	\$ 1,438,941.98	\$ 1,438,941.98	25.00%	16.29%		05/18/2015	05/18/2017
		IBE	Garden State Highway Products	\$ 196,519.30	\$ 196,519.30	11.00%	13.66%	WBE		
			Burgette Excavation, LLC t/a Traffic Regulators	\$ 37,947.00	\$ 37,947.00	15.00%	2.64%	SBE		

	CONTRACT TITLE	CONTRACT NO.	PRIME CONTRACTORS	CONTRACT VALUES	PAYMENT TOTALS	IBE TARGET	IBE ACTUAL	IBE TYPE	START DATE	END DATE
6	I-78 Toll Plaza Bumper Block Replacement	T-705A	SPARWICK CONTRACTING, INC. (IBE)	\$ 160,006.00	\$ 160,006.00	25.00%	100.00%	SBE	10/17/2016	03/03/2017

	CONTRACT TITLE	CONTRACT NO.	PRIME CONTRACTORS	CONTRACT VALUES	PAYMENT TOTALS	IBE TARGET	IBE ACTUAL	IBE TYPE	START DATE	END DATE
7	DIII Toll Bridges Facilities Emergency Standby Generators Improvements	T-514A	WEST SIDE HAMMER ELECTRIC	\$ 644,686.00	\$ 644,686.00	25.00%	30.61%		07/27/2015	01/08/2017
		IBE	Penn State Electric Mechanical Supply Co., Inc.	\$ 197,339.20	\$ 197,339.99	29.00%	30.61%	DBE		

	CONTRACT TITLE	CONTRACT NO.	PRIME CONTRACTORS	CONTRACT VALUES	PAYMENT TOTALS	IBE TARGET	IBE ACTUAL	IBE TYPE	START DATE	END DATE
8	Lower Trenton TSB Approach Roadways Improvements	TS-639B	MOUNT CONSTRUCTION CO., INC. (IBE)	\$ 2,090,794.00	\$ 2,090,794.00	25.00%	100.00%	WBE	04/09/2015	12/06/2016

	CONTRACT TITLE	CONTRACT NO.	PRIME CONTRACTORS	CONTRACT VALUES	PAYMENT TOTALS	IBE TARGET	IBE ACTUAL	IBE TYPE	START DATE	END DATE
9	Easton / Phillipsburg Ramp C Stabilization	T-641A	MERCO, INC. (IBE)	\$ 998,300.00	\$ 998,300.00	25.00%	100.00%	SBE	11/23/2015	12/01/2016

	CONTRACT TITLE	CONTRACT NO.	PRIME CONTRACTORS	CONTRACT VALUES	PAYMENT TOTALS	IBE TARGET	IBE ACTUAL	IBE TYPE	START DATE	END DATE
10	Portland - Columbia Toll Bridge Approach Roadway Improvement	T-566A	INTERCOUNTY PAVING COMPANY	\$ 6,193,334.28	\$ 6,193,334.28	25.00%	30.32%		02/25/2015	11/30/2016
		IBE	Established Traffic Control	\$ 43,589.66	\$ 43,589.66	0.60%	0.70%	DBE		
			MV Contracting, Inc.	\$ 1,652,064.50	\$ 1,652,064.50	22.70%	26.67%	WBE		
			PIM Corporation	\$ 160,217.70	\$ 160,217.70	3.50%	2.59%	SBE		
			The Vann Organization	\$ 22,035.00	\$ 22,035.00	0.40%	0.36%	SBE		

## Completed Construction Contracts Payment Detail Report

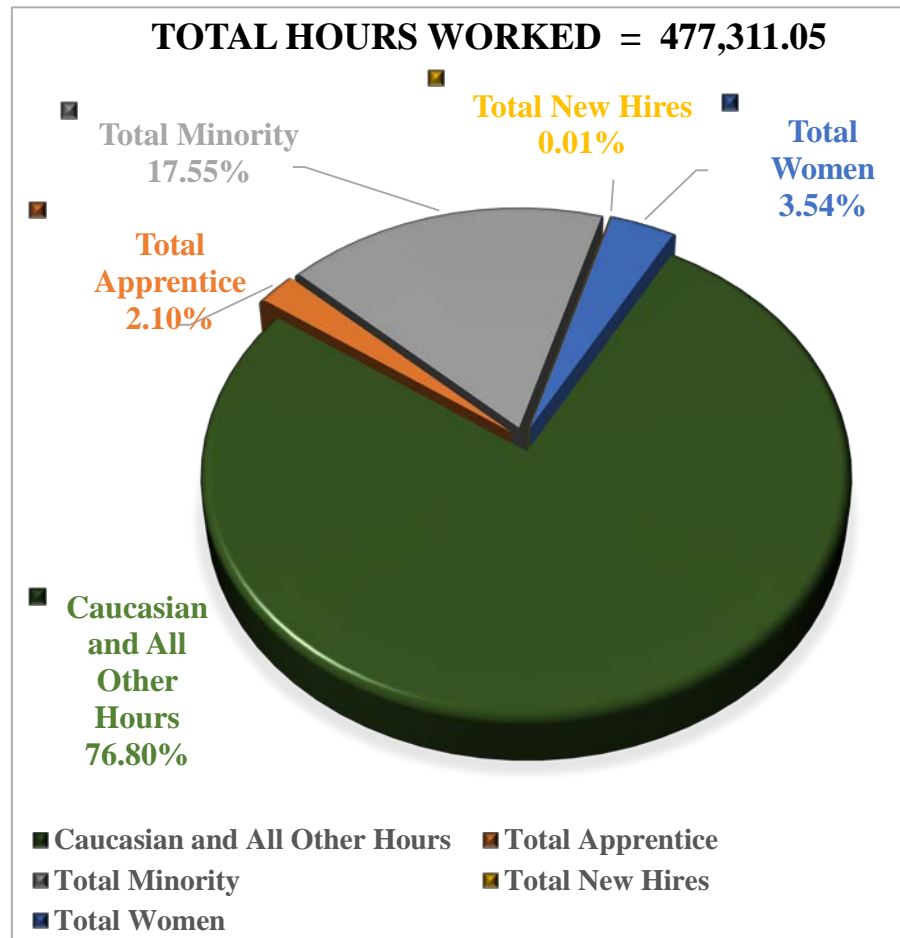
Total Prime's Contracts Value	\$ 35,126,553.43
Total Payments to IBEs	\$ 11,063,149.54
IBE Target	25.00%
IBE Actual	31.50%

**\*Met or Exceeded The Target\***

**\*Did Not Meet The Target\***

	CONTRACT TITLE	CONTRACT NO.	PRIME CONTRACTORS	CONTRACT VALUES	PAYMENT TOTALS	IBE TARGET	IBE ACTUAL	IBE TYPE	START DATE	END DATE
11	Riverton - Belvidere Toll Supported Bridge	TS-650A	ROAD-CON, INC.	\$ 652,738.50	\$ 652,738.50	25.00%	4.34%		08/15/2016	11/11/2016
		IBE	Desilvio & Company, Inc.	\$ 16,848.00	\$ 16,848.00	2.60%	2.58%	WBE		
			Established Traffic Control	\$ 4,317.48	\$ 4,317.48	0.73%	0.66%	WBE		
			RAM-T Corporation	\$ 7,182.00	\$ 7,182.00	2.00%	1.10%	DBE		
			Williams Flagger Logistics, LLC	\$ 49,842.17	\$ -	5.90%	0.00%			

# WORKFORCE UTILIZATION - HOURS REPORTING

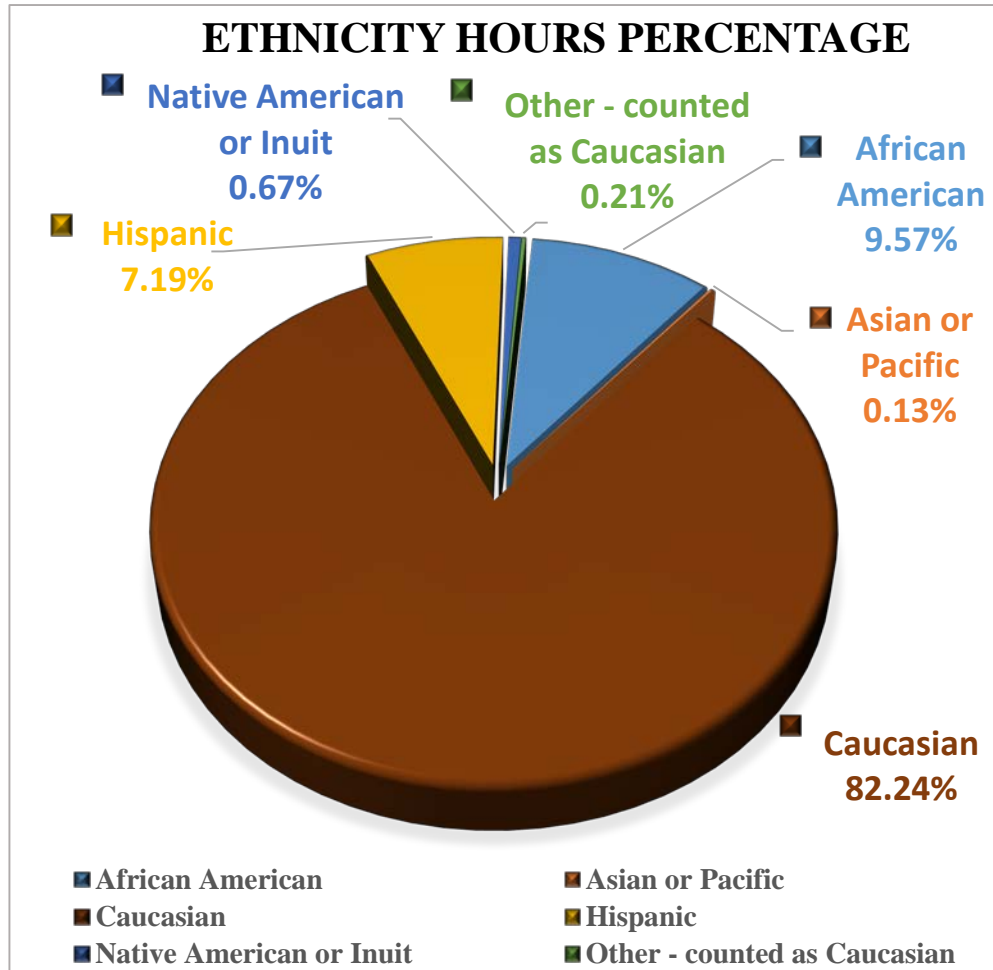


Work Force Target	Total Hours	# of Workers
Local Residents	454,581.05	1,385
Total Minority	83,785.05	323
Total New Hires	54.00	3
Total Women	16,890.50	42
Total Apprentice	10,044.50	44
Total (All Localities)	477,311.05	1,480

Hours Worked Pie Chart: reflects the individual(s) hours worked by the Prime Contractor(s) and Subcontractor(s) (IBE and Non-IBE) employees.

Reporting from 07/01/2014 – 08/30/2018

# WORKFORCE UTILIZATION - ETHNICITY REPORTING



Ethnicity Breakdown	Total Hours	# of Workers
African American	45,673.75	143
Asian or Pacific Islander	617.50	8
Caucasian	392,524.50	1,153
Hispanic	34,310.30	166
Native American or Inuit	3,183.50	6
Other	1,001.50	4

Ethnicity Pie Chart = reflects the ethnic backgrounds of all individual workers reporting on Commission Projects (Primes Employees / Subcontractor Employees).

The above-referenced workforce utilization data is reflected in the following spreadsheets.

Reporting from 07/01/2014 – 08/30/2018

## Workforce Utilization Summary

Total Hours Worked	Total Apprentice	NJ	NJ %	PA	PA %	Caucasian / White	American Indian	Asian Pacific Islander	Black / African American	Latino / Hispanic	Other	Total Minorities	Minority %	Women	Women %	New Hires
477,311.05	10,044.50	196,113.85	41.09%	269,933.50	56.55%	392,524.50	3,183.50	617.50	45,673.75	34,310.30	1,001.50	83,785.05	17.55%	16,890.50	3.54%	54.00

Project Name	Total Hours Worked	Total Apprentice	NJ	NJ %	PA	PA %	Caucasian / White	American Indian	Asian Pacific Islander	Black / African American	Latino / Hispanic	Other	Total Minorities	Minority %	Women	Women %	New Hires
T-668A TRUMBULL 2 New Jersey - SFB Replacement Project	187,111.00	4,356.00	140,602.75	75.14%	45,418.25	24.27%	158,232.00	444.00	28.50	19,665.00	8,643.50	98.00	28,781.00	15.38%	6,857.00	3.66%	54.00
T-668A TRUMBULL 1 Pennsylvania SFB Bridge Replacement Project	223,675.25	1,623.00	40,868.50	18.27%	175,943.25	78.66%	184,955.25	2,704.50	411.50	22,887.25	12,444.75	272.00	38,448.00	17.19%	8,985.00	4.02%	0.00
T-668A TRUMBULL (Combined Totals for NJ+PA)	410,786.25	5,979.00	181,471.25	44.18%	221,361.50	53.89%	343,187.25	3,148.50	440.00	42,552.25	21,088.25	370.00	67,229.00	16.37%	15,842.00	3.86%	54.00
DB-540A TRANSORE - Electronic Toll Collection System Replacement - Design, Build & Maintain	2,040.00	0.00	108.00	5.29%	875.00	42.89%	321.00	0.00	158.00	674.00	255.50	631.50	1,087.50	53.31%	0.00	0.00%	0.00
T-644A J.D. ECKMAN - EASTON PHILLIPSBURG TB FACILITY ADMINISTRATION BLDG	39,779.50	1,425.50	6,855.50	17.23%	25,980.50	65.31%	29,845.25	0.00	19.50	949.00	8,965.75	0.00	9,934.25	24.97%	986.50	2.48%	0.00
T-645A MJF BUILDING & FACILITIES ENERGY CONSERVATION	8,676.30	1,092.00	2,330.60	26.86%	12,386.00	142.76%	6,513.50	0.00	0.00	1,110.50	1,052.30	0.00	2,162.80	24.93%	62.00	0.71%	0.00
T-645B SCHNEIDER ELECTRIC BUILDING & FACILITIES ENERGY CONSERVATION MEASURES - MECHANICAL / CONTROLS	1,595.50	0.00	0.00	0.00%	1,105.50	69.29%	1,595.50	0.00	0.00	0.00	0.00	0.00	0.00	0.00%	0.00	0.00%	0.00
T-707A Bracy Commission Administration Building at SFB & Adaptive Reuse of the 1799 Building	3,441.50	8.00	511.50	14.86%	2,930.00	1,006.57%	3,142.50	0.00	0.00	174.50	124.50	0.00	299.00	8.69%	0.00	0.00%	0.00
T-708A Allied Painting New Hope-Lambertville Toll Bridge Floor System Rehabilitation -Facility Administration Building	4,299.00	514.00	3,295.00	76.65%	1,004.00	56.26%	1,633.00	0.00	0.00	0.00	2,666.00	0.00	2,666.00	62.01%	0.00	0.00%	0.00
T-717A BRACY Milford-Montague Toll Bridge Salt Storage Building	3,227.00	0.00	60.00	1.86%	2,307.00	71.49%	2,978.50	35.00	0.00	213.50	0.00	0.00	248.50	7.70%	0.00	0.00%	0.00
TS-677A SPARWICK - SF TSB Interim Deck Repairs on I-95	580.00	0.00	580.00	100.00%	0.00	0.00%	501.00	0.00	0.00	0.00	79.00	0.00	79.00	13.62%	0.00	0.00%	0.00
TS-687A Carr & Duff LOWER TRENTON TOLL SUPPORTED BRIDGE REPLACEMENT OF SIGN LIGHTING ELEMENTS	2,734.00	1,026.00	750.00	27.43%	1,984.00	167.88%	2,693.00	0.00	0.00	0.00	41.00	0.00	41.00	1.50%	0.00	0.00%	0.00
TTS-723A J FLETCHER CREAMER ON CALL BEAM GUIDE RAIL & ATTENUATOR REPLACEMENT	152.00	0.00	152.00	100.00%	0.00	0.00%	114.00	0.00	0.00	0.00	38.00	0.00	38.00	25.00%	0.00	0.00%	0.00



**Delaware River Joint Toll Bridge Commission**  
**Meeting of September 24, 2018**

**MINORITY, WOMEN AND SMALL BUSINESS ENTERPRISE PROGRAM OVERVIEW**

The Delaware River Joint Toll Bridge Commission implemented a one-year Minority Business Enterprise (MBE) pilot program, with a 7% participation goal, and the Women Business Enterprise (WBE) pilot program with a 3% goal. These goals applied to consultants and contractors' participating in the Commission's Capital Program and were effective on September 1, 2008.

At its December 2008 Commission Meeting, the Commission revised the pilot program to specify a 25% Small Business Enterprise (SBE) goal to New Jersey assigned consultant contracts in lieu of the previously specified 7% MBE and 3% WBE goals.

At its December 2010 Commission Meeting, due to the success of the Commission's MWSBE Pilot Program, the Delaware River Joint Toll Bridge Commission adopted a resolution for permanent status of the Minority Business Enterprise (MBE) program, with a 7% participation goal, and the Women Business Enterprise (WBE) program with a 3% goal, and the Small Business Enterprise (SBE) program with a 25% goal. These goals apply to consultants and contractors' participating in the Commission's Capital Program.

The Contract Compliance Department continues to monitor, update and analyze the payments for the MWSBE diversity program.

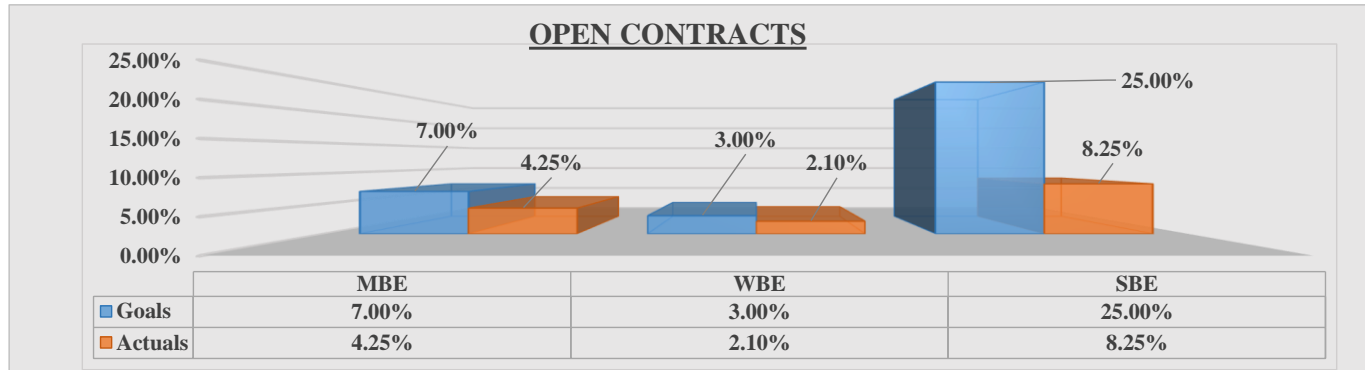
<i>a)</i> PA Assigned Professional Services Contracts:	7% MBE and 3% WBE
<i>b)</i> No State Assigned Professional Services Contracts:	7% MBE and 3% WBE
<i>c)</i> Capital Plan Construction Contracts:	7% MBE and 3% WBE
<i>d)</i> NJ Assigned Professional Services Contracts:	25% SBE

Numerous diversified businesses have benefited and continue to benefit from the Commission's previous M/W/SBE Program. The number of Contracts awarded during the MWSBE Program are as follows:

➤ Active Contracts:	10
➤ Completed Contracts:	67
➤ Total Capital Program Contracts:	77
➤ Total Number of Contractors:	133

As of July 1, 2014 projects fall into the status now commonly referred to as IBE (Identified Business Enterprise) with a projected target to be or to exceed 25% of the total project award amount.

## Minority, Women and Small Business Enterprise Payment Reporting September-18



SUMMARY TOTALS		MBE		WBE		SBE	
M/WBE Summary Totals	\$ 33,349,128.22	ACTUAL	PAYMENTS	ACTUAL	PAYMENTS	ACTUAL	PAYMENTS
SBE Summary Totals	\$ 2,189,614.63	4.25%	\$ 1,416,866.47	2.10%	\$ 699,808.13	8.25%	\$ 180,710.24

CONTRACT NO.	CONTRACTOR / CONSULTANT	CONTRACT VALUE	TOTAL PAYMENTS TO DATE	MBE GOAL 7.0 %	MBE PAYMENTS	WBE GOAL 3.0 %	WBE PAYMENTS	SBE GOAL 25.0 %	SBE PAYMENTS	AWARD DATE
C-502A	AECOM Transp.	\$ 30,397,000.00	\$ 26,395,486.30	4.34%	\$ 1,319,428.97	2.12%	\$ 643,281.22		\$ -	11/25/2008
C-628A	Dewberry	\$ 1,000,000.00	\$ 509,635.62	1.78%	\$ 17,754.10	2.22%	\$ 22,233.26		\$ -	02/25/2014
C-627B	French & Parello	\$ 500,000.00	\$ 278,142.94		\$ -		\$ -		\$ -	08/01/2014
C-629A	Hill International	\$ 300,000.00	\$ 181,931.20		\$ -		\$ -	13.66%	\$ 40,993.70	07/29/2014
C-556A	Pennoni Associates	\$ 389,614.63	\$ 323,615.98		\$ -		\$ -	12.88%	\$ 50,193.77	05/20/2014
C-628B	Louis Berger Group	\$ 1,000,000.00	\$ 849,510.17		\$ -		\$ -	7.56%	\$ 75,584.81	12/23/2013
C-549AR	Jacobs Engineering	\$ 452,128.22	\$ 445,549.97	7.91%	\$ 35,742.16	3.07%	\$ 13,866.11		\$ -	10/29/2013
C-599A	McCormick & Taylor	\$ 1,000,000.00	\$ 283,117.05		\$ -	0.50%	\$ 5,000.00		\$ -	11/01/2011
C-629B	Michael Baker	\$ 500,000.00	\$ 329,371.12		\$ -		\$ -	2.79%	\$ 13,937.96	07/29/2014
C-621A	Rummel Klepper & Kahl	\$ 500,000.00	\$ 487,881.63	8.79%	\$ 43,941.24	3.09%	\$ 15,427.54		\$ -	11/22/2013

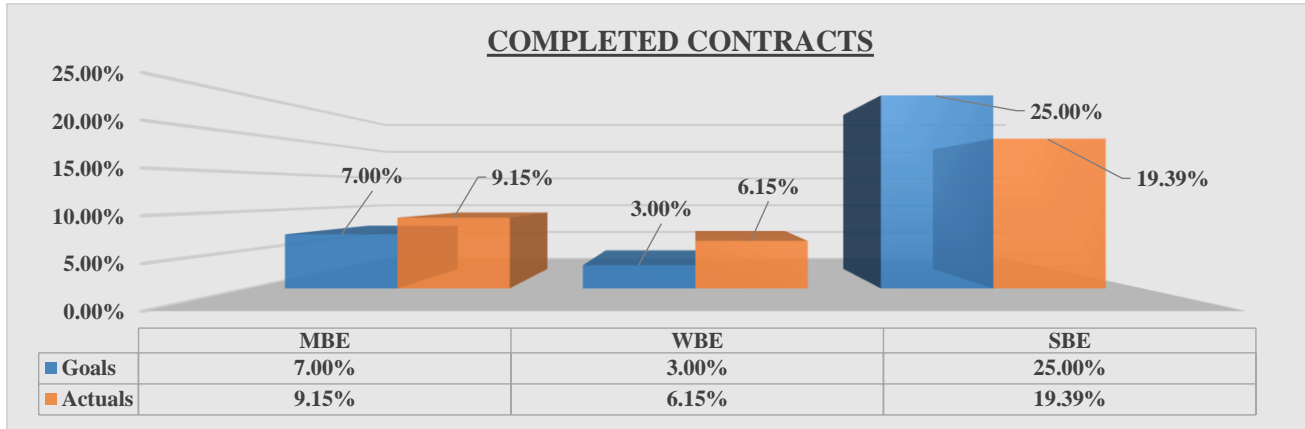
MBE = Minority Business Enterprise

WBE = Women Business Enterprise

SBE = Small Business Enterprise

Data represents payments made from the start of the MWSBE program up to 08/30/2018.

# Minority, Women and Small Business Enterprise Payment Reporting



SUMMARY TOTALS		MBE		WBE		SBE	
M/WBE Summary Totals	\$ 128,684,944.08	ACTUAL	PAYMENTS	ACTUAL	PAYMENTS	ACTUAL	PAYMENTS
SBE Summary Totals	\$ 16,433,918.99	9.15%	\$ 11,777,464.87	6.15%	\$ 7,910,758.53	19.39%	\$ 3,185,920.49

\*Categories highlighted below indicates the Prime has either met or exceeded the target.

CONTRACT NO.	CONTRACTOR / CONSULTANT	CONTRACT VALUE	MBE GOAL 7.0 %	MBE PAYMENTS	WBE GOAL 3.0 %	WBE PAYMENTS	SBE GOAL 25.0 %	SBE PAYMENTS
DB-427B	A.P. Construction	\$ 4,356,866.00	10.00%	\$ 435,686.60	7.30%	\$ 318,051.22		\$ -
T/TS-573A	A.P. Construction	\$ 7,823,588.00	7.69%	\$ 601,633.92	4.92%	\$ 384,920.53		\$ -
T-440BR	A.P. Construction	\$ 4,608,295.33	11.70%	\$ 539,170.55	7.33%	\$ 337,788.05		\$ -
TTS-476A-2	A.P. Construction	\$ 3,511,153.06	7.20%	\$ 252,803.02	5.50%	\$ 193,113.42		\$ -
T-472A	Allied Painting	\$ 15,595,983.76	9.70%	\$ 1,512,810.42	15.00%	\$ 2,339,397.56		\$ -
C-443A	Ammann & Whitney	\$ 770,909.81	10.00%	\$ 77,090.98	14.00%	\$ 107,927.37		\$ -
C-445A	Ammann & Whitney	\$ 920,304.08	7.20%	\$ 66,261.89	3.20%	\$ 29,449.73		\$ -
T-474A	Bracy Contracting	\$ 2,660,000.00	6.05%	\$ 160,930.00	2.87%	\$ 76,342.00		\$ -
C-474A	Brinjac	\$ 287,603.87	8.00%	\$ 23,008.31	9.00%	\$ 25,884.35		\$ -
C-627A	Buchart Horn	\$ 132,374.35	0.00%	\$ -	0.00%	\$ -		\$ -
C-598A	Burns Group	\$ 408,272.00		\$ -		\$ -	8.00%	\$ 32,661.76
C-454A	Carroll Engineers	\$ 500,000.00	18.10%	\$ 90,500.00	5.90%	\$ 29,500.00		\$ -
C-543A	Cherry Weber	\$ 612,233.00		\$ -		\$ -	28.30%	\$ 173,261.94
C-639A	Cherry Weber	\$ 401,455.40	18.10%	\$ 72,663.43	5.90%	\$ 23,685.87		\$ -
T-498A	Cornell & Co.	\$ 1,999,015.22	9.30%	\$ 185,908.42	6.30%	\$ 125,937.96		\$ -
T-554A	Dayspring Electric	\$ 232,117.66	0.00%	\$ -	0.00%	\$ -		\$ -
C-454B	French & Parello	\$ 500,000.00		\$ -		\$ -	17.00%	\$ 85,000.00
C-453A	Gannett Fleming	\$ 1,000,000.00	5.33%	\$ 53,300.00	0.87%	\$ 8,700.00		\$ -
C-598B	Gannett Fleming	\$ 367,353.90		\$ -		\$ -	8.95%	\$ 32,878.17
C-566A	Greenman Pedersen	\$ 350,675.02	9.54%	\$ 33,464.64	0.83%	\$ 2,924.37		\$ -
C-599B	Greenman Pedersen	\$ 1,000,000.00		\$ -		\$ -	4.00%	\$ 40,000.00
CM-437A	Greenman Pedersen	\$ 2,559,020.59		\$ -		\$ -	19.50%	\$ 499,009.02
CM-440B	Greenman Pedersen	\$ 753,336.71		\$ -		\$ -	17.64%	\$ 132,888.60
T-441A	H & G Contractors	\$ 1,586,698.00	6.60%	\$ 104,722.07	1.57%	\$ 24,911.16		\$ -
C-530A	Hill International	\$ 400,000.00	2.50%	\$ 10,000.00	0.00%	\$ -		\$ -
CM-427B	Hill International	\$ 629,749.00		\$ -		\$ -	13.60%	\$ 85,645.86
CM-447B	Hill International	\$ 973,401.52	4.10%	\$ 39,909.46	2.10%	\$ 20,441.43		\$ -
CM-442A	Hill International	\$ 319,826.73		\$ -		\$ -	25.14%	\$ 80,404.44
CM-573A	Hill International	\$ 1,038,384.48	6.20%	\$ 64,379.84	5.80%	\$ 60,226.30		\$ -
T-506A	HRI	\$ 13,727,411.69	7.17%	\$ 984,255.42	2.91%	\$ 399,467.68		\$ -
TS-505A	IEW	\$ 661,352.00	55.00%	\$ 363,743.60	8.93%	\$ 59,058.73		\$ -
DB-563A	J. Fletcher Creamer	\$ 1,283,717.00	15.00%	\$ 192,557.55	4.00%	\$ 51,348.68		\$ -

MBE = Minority Business Enterprise / WBE = Women Business Enterprise / SBE = Small Business Enterprise

Data represents payments made from the start of the MWSBE program up to the completion of each referenced contract.

SUMMARY TOTALS		MBE		WBE		SBE	
M/WBE Summary Totals	\$ 128,684,944.08	ACTUAL	PAYMENTS	ACTUAL	PAYMENTS	ACTUAL	PAYMENTS
SBE Summary Totals	\$ 16,433,918.99	9.15%	\$ 11,777,464.87	6.15%	\$ 7,910,758.53	19.39%	\$ 3,185,920.49

**\*Categories highlighted below indicates the Prime has either met or exceeded the target.**

TTS-634AR	J. Fletcher Creamer	\$ 896,808.00	8.35%	\$ 74,885.53	0.42%	\$ 3,755.75		\$ -
T-437A	J.D. Eckman	\$ 24,412,321.90	7.48%	\$ 1,826,041.68	3.04%	\$ 742,134.59		\$ -
TS-442A	James A. Anderson	\$ 2,149,268.62	6.30%	\$ 135,403.92	1.30%	\$ 27,940.49		\$ -
TS-443A	James A. Anderson	\$ 2,461,975.00	0.00%	\$ -	6.10%	\$ 150,180.48		\$ -
T-543A	James D. Morrissey	\$ 6,683,640.40	4.80%	\$ 320,814.74	8.64%	\$ 577,466.53		\$ -
CM-444A	JMT	\$ 905,196.00	9.50%	\$ 85,993.62	2.80%	\$ 25,345.49		\$ -
CM-506A	JMT	\$ 1,459,000.00	7.65%	\$ 111,613.50	2.40%	\$ 35,016.00		\$ -
CM-543A	JMT	\$ 752,729.58		\$ -		\$ -	30.60%	\$ 230,335.25
C-506A	KS Engineers	\$ 1,156,622.33	63.38%	\$ 733,067.23	13.44%	\$ 155,450.04		\$ -
TTS-476A-1	Kyle Conti	\$ 4,128,641.00	0.09%	\$ 3,715.78	9.00%	\$ 371,577.69		\$ -
DB-562A	M.L. Ruberton	\$ 344,492.68	8.30%	\$ 28,592.89	3.80%	\$ 13,090.72		\$ -
T-475A	Miniscalco	\$ 68,229.51	2.25%	\$ 1,535.16	1.20%	\$ 818.75		\$ -
TS-445A	Neshaminy Contractors	\$ 6,285,926.10	16.90%	\$ 1,062,321.51	2.70%	\$ 169,720.00		\$ -
TS-447B	Neshaminy Contractors	\$ 8,955,586.24	8.60%	\$ 770,180.42	2.58%	\$ 231,054.12		\$ -
C-437B	Parsons Brinkerhoff	\$ 2,254,674.00		\$ -		\$ -	22.54%	\$ 508,203.52
C-437A	Pennoni Associates	\$ 764,181.39		\$ -		\$ -	24.00%	\$ 183,403.53
C-455B	Remington & Vernick	\$ 400,000.00		\$ -		\$ -	2.49%	\$ 9,960.00
TS-444A	Road-Con	\$ 7,814,850.68	4.87%	\$ 380,583.23	0.31%	\$ 24,226.04		\$ -
T-639A	Road-Con	\$ 3,324,313.00	0.00%	\$ -	13.90%	\$ 462,079.51		\$ -
T-624A	Sparwick	\$ 874,601.00	7.60%	\$ 66,469.68	0.75%	\$ 6,559.51		\$ -
C-440B	Stantec	\$ 728,011.79	4.75%	\$ 34,580.56	2.80%	\$ 20,384.33		\$ -
C-440A	Stantec	\$ 405,011.03	4.80%	\$ 19,440.53	6.60%	\$ 26,730.73		\$ -
C-600A	STV	\$ 800,000.00		\$ -		\$ -	12.60%	\$ 100,800.00
CM-472A	STV	\$ 1,728,385.40		\$ -		\$ -	23.80%	\$ 411,355.73
CM-474A	STV	\$ 291,172.17	0.00%	\$ -	0.00%	\$ -		\$ -
C-538A	STV	\$ 500,000.00	1.25%	\$ 6,250.00	31.20%	\$ 156,000.00		\$ -
CM-443A	STV	\$ 204,152.63	16.75%	\$ 34,195.57	11.00%	\$ 22,456.79		\$ -
CM-445A	STV	\$ 682,064.44		\$ -		\$ -	26.00%	\$ 177,336.75
CM-498A	STV	\$ 571,665.66	12.00%	\$ 68,599.88	2.40%	\$ 13,719.98		\$ -
C-453B	T & M Associates	\$ 1,000,000.00		\$ -		\$ -	18.90%	\$ 189,000.00
C-07-11	Transystems	\$ 747,493.55		\$ -		\$ -	21.05%	\$ 157,347.39
C-447B	Transystems	\$ 666,016.64	8.00%	\$ 53,281.33	2.00%	\$ 13,320.33		\$ -
CM-476A	Trumbull	\$ 699,250.00	13.60%	\$ 95,098.00	6.10%	\$ 42,654.25		\$ -
C-505A	Urban Engineers	\$ 154,598.70		\$ -		\$ -	36.50%	\$ 56,428.53
C-539A	URS Corporation	\$ 265,070.69		\$ -		\$ -	0.00%	\$ -
<b>Total Number of Contracts</b>	<b>67</b>		<b>47</b>		<b>47</b>		<b>20</b>	

MBE = Minority Business Enterprise / WBE = Women Business Enterprise / SBE = Small Business Enterprise  
Data represents payments made from the start of the MWSBE program up to the completion of each referenced contract.