

CONTRACT COMPLIANCE REPORT INDEX

Months of July & August 2017

SUBJECT	DESCRIPTION	PAGE NUMBER
Contract Compliance Program Operations Report	Operations Report July - Aug 2017	1-22

IBE PROGRAM OVERVIEW

The Delaware River Joint Toll Bridge Commission (Commission) established an IBE Program (MBE/WBE/SBE/DBE/DsBE/VBE) with a target of 25% for all Professional Services and Construction contracts awarded by the Commission effective July 1, 2014. To date, the Commission has awarded forty-one (41) contracts, with the IBE Program requirements.

The Commission began using the Elation Systems effective January 2017, as the online system for Payment Verification and Certified Payroll Reporting (CPR). All contracts awarded by the Commission to a Prime Consultant/Prime Contractor and their Subconsultants and Subcontractors use this service free of charge. Online training is available to users on how to use the Elation Systems. The Contract Compliance Department and Elation Support Staff are available to assist all users. This is a mandatory requirement.

The Contract Compliance Department monitors and posts payment data and reviews all Certified Payroll submittals in the Elation System.

- a. Prime responsibility includes:
 - i. Register and Activate an account in Elation
 - ii. Require all Subcontractors to register and activate an Account in Elation

Payment Verification:

The Commission requires all Prime Consultants / Prime Contractors and their Subconsultants and Subcontractors to use the online Payment Verification System called Elation to confirm payments received.

Certified Payroll Reporting:

The Prime Contractor is responsible to assign someone from their Staff with the responsibility to review, approve, and upload their CPR(s) on a weekly basis into Elation.

- b. The Prime Contractor is also responsible for ensuring that all Subcontractors on the Project submit their weekly CPR into Elation.

MEETINGS

Professional Services

Pre-Proposal Meeting(s):

- Contract CM-707A - CMS for SFB Commission Administration Building

Oral Presentation(s):

- None

Kick-Off Meeting(s):

- Contract C-715A - Structural/Civil Task Order Agreement - PA Assignment

Construction Contracts

Pre-Bid Meeting(s):

- Contract T-717A - Milford/Montague Toll Bridge Salt Storage Building

Bid Opening(s):

- Contract T-717A - Milford/Montague Toll Bridge Salt Storage Building

Pre-Construction Meeting(s):

- Contract T-645A - Buildings & Facilities Energy Conservation Measures Electrical / Lighting
- Contract T-645B - Buildings & Facilities Energy Conservation Measures Mechanical Controls

Kick-Off Meeting(s):

- Contract TS-687A - Lower Trenton TSB – Replacement of Sign Lighting Elements

Bi-Weekly Progress Meeting(s):

- Contract T-668A - Scudder Falls Bridge Replacement Project

Conference(s) / Seminar(s) / Other Meetings

- DRJTBC - Monthly Departmental (CAO) Staff Meeting
- DRJTBC - Monthly Contract Compliance Meeting
- WTS - Monthly Board Meeting
- AACCNJ - Annual Unity Luncheon
- HCCLV - Monthly Board Meeting
- Rutgers University Statewide Hispanic Chamber of Commerce of NJ - Diversity Expo

Professional Contracts Payment Detail Report

Payments from 07/01/2014 through 08/31/2017

Contract Title	Contract No.	Vendor	Contract Value	Total Payments to Date	IBE Target	IBE Actual	IBE Type	Start Date	End Date	Status
Scudder Falls Bridge Replacement Project - Final Design Services	C-660A	Michael Baker Int'l., Inc.	\$ 25,020,900.74	\$ 23,474,345.35	25.00%	21.76%		02/23/2015	12/31/2021	Open
		Amy S. Greene Environmental Consultants, Inc	\$ 225,188.11	\$ 124,008.40	00.90%	0.50%	WBE			
		French & Parrello Associates	\$ 1,551,295.85	\$ 1,390,595.08	06.20%	5.56%	VBE			
		IH Engineers, P.C.	\$ 2,527,110.97	\$ 2,405,899.01	10.10%	9.62%	MBE			
		Naik Consulting Group, P.C.	\$ 1,476,233.14	\$ 1,446,192.45	05.90%	5.78%	DBE			
		Stokes Creative Group, Inc.	\$ 475,397.11	\$ 77,178.33	01.90%	0.31%	WBE			
General Engineering Services 2015-2018 Annual Inspections	C-684A-1	Cherry, Weber & Assocs., P.C.	\$ 840,000.00	\$ 659,749.34	25.00%	15.15%		02/23/2015	12/31/2018	Open
		SJH Engineering, P.C.	\$ 210,000.00	\$ 127,250.07	25.00%	15.15%	MBE			
TOA / Building Construction Management Services - PA Assignment Level 3 Toll Bridge Facilities Energy Contract	C-657A	Joseph Jingoli & Son, Inc.	\$ 300,000.00	\$ 244,551.75	25.00%	4.46%		04/13/2015	09/30/2015	Open
		Burris Contracting, LLC	\$ 75,000.00	\$ 13,380.00	25.00%	4.46%	MBE			
Scudder Falls Bridge Replacement Project - Public Involvement Service	C-662A	McCormick & Taylor, Inc.	\$ 1,800,016.87	\$ 23,474,345.35	25.00%	5.62%		09/28/2015	12/30/2021	Open
		Information Logistics, Inc.	\$ 180,001.69	\$ 2,435.00	10.00%	0.14%	DBE			
		Stokes Creative Group, Inc.	\$ 630,005.90	\$ 98,748.33	35.00%	5.49%	DBE			
I-78 Maintenance Garage Expansion	C-508A	Burns Engineering, Inc.	\$ 686,117.37	\$ 628,120.58	25.00%	42.92%		09/30/2015	09/30/2018	Open
		American Engineers Group, LLC	\$ 24,014.11	\$ 23,012.21	03.50%	3.35%	MBE			
		Malick & Scherer	\$ 109,778.78	\$ 108,810.88	16.00%	15.86%	DBE			
		Sowinski Sullivan Architects, P.C.	\$ 171,529.34	\$ 162,630.69	25.00%	23.70%	WBE			
TOA / Engineering Services - PA Assignment	C-696A	Johnson, Mirmiran and Thompson, Inc.	\$ 500,000.00	\$ 17,122.14	25.00%	0.00%		10/26/2015	10/26/2017	Open
		ACT Engineers, Inc.	\$ 25,000.00	\$ -	05.00%	0.00%	WBE			
		American Geotechnical & Environmental Services (AGES)	\$ 25,000.00	\$ -	05.00%	0.00%	DBE			
		Barry Issett & Assocs.	\$ 25,000.00	\$ -	05.00%	0.00%	DBE			
		Envision Consultants, Ltd.	\$ 25,000.00	\$ -	05.00%	0.00%	WBE			
		SJH Engineering, P.C.	\$ 25,000.00	\$ -	05.00%	0.00%	DBE			
		Traffic Planning and Design, Inc.	\$ 25,000.00	\$ -	05.00%	0.00%	SBE			
Riverton - Belvidere Toll Supported Bridge Critical Member Strengthening - Design	C-650A	Ammann & Whitney	\$ 517,538.84	\$ 451,072.33	25.00%	18.01%		10/26/2015	01/16/2017	Open
		Pickering, Corts & Summerson, Inc.	\$ 133,525.02	\$ 93,184.47	25.80%	18.01%	SBE			

Professional Contracts Payment Detail Report

Payments from 07/01/2014 through 08/31/2017

Contract Title	Contract No.	Vendor	Contract Value	Total Payments to Date	IBE Target	IBE Actual	IBE Type	Start Date	End Date	Status
I-78 Bridges & Approach Slab Rehabilitation	C-644A	Gannett Fleming, Inc.	\$ 651,157.49	\$ 368,213.61	25.00%	3.00%		02/29/2016	11/30/2017	Open
		Malick & Scherer	\$ 65,115.75	\$ 7,175.01	10.00%	1.10%	DBE			
		SJH Engineering, P.C.	\$ 97,673.62	\$ 12,390.84	15.00%	1.90%	DBE			
I-78 Maintenance Garage Expansion Engineering Services for Construction Management	CM-508A	STV, Inc.	\$ 586,402.81	\$ 372,655.81	25.00%	9.51%		02/29/2016	09/30/2017	Open
		Envision Consultants, Ltd.	\$ 36,943.38	\$ 32,166.44	06.30%	5.49%	SBE			
		HRV Conformance Verification Associates, Inc	\$ 19,937.70	\$ -	03.40%	0.00%	DBE			
		IH Engineers, P.C.	\$ 102,913.69	\$ 23,604.17	17.55%	4.03%	MBE			
Scudder Falls Bridge Replacement Project - PA Noise Walls Construction Management Services	CM-664A	Greenman-Pedersen, Inc.	\$ 912,693.42	\$ 803,012.39	25.00%	18.18%		02/29/2016	03/30/2017	Open
		Envision Consultants, Ltd.	\$ 47,460.06	\$ 45,881.50	05.20%	5.03%	WBE			
		Keegan Technology & Testing Associates, Inc. A/K/A Key-Tech	\$ 33,769.66	\$ 36,494.33	03.70%	4.00%	SBE			
		Naik Consulting Group, P.C.	\$ 167,022.90	\$ 76,622.13	18.30%	8.40%	DBE			
		Safegate Associates, LLC	\$ 23,730.03	\$ 6,960.00	02.60%	0.76%	SBE			
Scudder Falls Bridge Replacement Project - Engineering Services for PA Noise Walls Construction	CI-665A	Jacobs Engineering Group, Inc.	\$ 626,965.40	\$ 607,590.42	25.00%	7.14%		05/23/2016	06/02/2017	Open
		IH Engineers, P.C.	\$ 90,283.02	\$ 44,766.05	14.40%	7.14%	MBE			
		RIG Consulting, Inc.	\$ 68,088.44	\$ -	10.86%	0.00%	DBE			
TOA / Engineering Services for Electronic Toll Collection System	C-701A	Rummel, Klepper and Kahl, LLP	\$ 500,000.00	\$ 139,045.86	25.00%	3.92%		06/07/2016	06/07/2018	Open
		Fagan Consulting, LLC	\$ 50,000.00	\$ -	10.00%	0.00%	DBE			
		KS Engineers, P.C.	\$ 35,000.00	\$ -	07.00%	0.00%	MBE			
		Navarro & Wright Consulting Engineers, Inc.	\$ 25,000.00	\$ 19,278.01	05.00%	3.86%	DBE			
		Spock Solutions, Inc.	\$ 40,000.00	\$ 300.00	08.00%	0.06%	WBE			
TOA / Engineering Services - NJ Assignment	C-696B	French & Parrello Associates	\$ 500,000.00	\$ 136,327.86	25.00%	8.10%		07/18/2016	07/31/2017	Open
		Area Engineering, Inc.	\$ 25,000.00	\$ -	05.00%	0.00%	DBE			
		Ellana, Inc.	\$ 25,000.00	\$ -	05.00%	0.00%	DBE			
		McCabe Environmental	\$ 25,000.00	\$ -	05.00%	0.00%	SBE			
USA Architects	\$ 75,000.00	\$ 40,502.02	15.00%	8.10%	SBE					
TOA / Construction Management Services - PA Assignment	C-703A	Urban Engineers, Inc.	\$ 5,000,000.00	\$ -	25.00%	0.00%		12/20/2016	1/30/2019	Open
		Malick & Scherer	\$ 625,000.00	\$ -	12.50%	0.00%	MBE			
		RIG Consulting, Inc.	\$ 625,000.00	\$ -	12.50%	0.00%	DBE			
Structural / Civil Task Order Agreement	C-702B	IH Engineers, P.C. (IBE)	\$ 1,000,000.00	\$ 124,757.39	100.00%	12.48%	MBE	1/23/2017	11/15/2017	Open
		Amy S. Greene Environmental Consultants, Inc	\$ 50,000.00	\$ -	05.00%	0.00%	WBE			
		Brinkerhoff Environmental Services, Inc.	\$ -	\$ -	00.00%	0.00%	WBE			

Professional Contracts Payment Detail Report

Payments from 07/01/2014 through 08/31/2017

Contract Title	Contract No.	Vendor	Contract Value	Total Payments to Date	IBE Target	IBE Actual	IBE Type	Start Date	End Date	Status
Scudder Falls Bridge Replacement Project - Construction Management Services	CM-669A	Hill International, Inc.	\$ 25,015,066.98	\$ 693,545.45	25.00%	0.00%		2/9/2017	1/28/2022	Open
		Envision Consultants, Ltd.	\$ 1,373,327.18	\$ -	05.49%	0.00%	WBE			
		KS Engineers, P.C.	\$ 3,434,568.70	\$ -	13.73%	0.00%	MBE			
		PKB Engineering Associates	\$ 1,183,212.67	\$ -	04.73%	0.00%	MBE			
		Safegate Associates, LLC	\$ 525,316.41	\$ -	02.10%	0.00%	SBE			
Scudder Falls Bridge Replacement Project - Engineering Services for Administration Building	C-707A	USA Architects (IBE)	\$ 1,376,451.71	\$ 354,487.04	100.00%	25.75%	SBE	02/28/2017	02/27/2019	Open
		ACT Engineers, Inc.	\$ 137,645.17	\$ 4,249.45	10.00%	0.31%	SBE			
		Ellana, Inc.	\$ 55,058.07	\$ -	04.00%	0.00%	WBE			
		French & Parrello Associates	\$ 550,000.00	\$ -	00.00%	0.00%	VBE			
		IEI Group, Ltd.	\$ 82,587.10	\$ 2,321.75	06.00%	0.17%	WBE			
Scudder Falls Bridge Replacement Project - Construction Inspection Services for PA Approach	CI-671A	TRC Engineers, Inc.	\$ 6,515,220.03	\$ -	25.00%	0.00%		3/1/2017	5/28/2021	Open
		RIG Consulting, Inc.	\$ 2,331,797.25	\$ -	35.79%	0.00%	DBE			
Scudder Falls Bridge Replacement Project - Engineering Services for Main River Bridge Replacement	CI-672A	Parsons Brinckerhoff	\$ 7,776,718.32	\$ -	25.00%	0.00%		3/1/2017	5/28/2021	Open
		KS Engineers, P.C.	\$ 2,886,717.84	\$ -	37.12%	0.00%	MBE			
Scudder Falls Bridge Replacement Project - Construction Inspection Services for NJ Approach	CI-673A	Gannett Flemming, Inc.	\$ 6,568,103.32	\$ 30,632.72	25.00%	0.00%		2/28/2017	5/28/2021	Open
		Churchill Consulting Engineers	\$ 2,331,676.68	\$ -	35.50%	0.00%	SBE			
I-78 Bridges and Approach Slabs Rehabilitation Construction Management / Inspection Services	CM-644A	Greenman-Pedersen, Inc.	\$ 1,545,442.08	\$ -	25.00%	0.00%		4/26/2017	12/26/2018	Open
		Advanced Infrastructure Design, Inc.	\$ 19,008.94	\$ -	1.23%	0.00%	DBE			
		Envision Consultants, Ltd.	\$ 90,408.36	\$ -	5.85%	0.00%	WBE			
		JCMS, Inc.	\$ 345,869.94	\$ -	22.38%	0.00%	DBE			

Professional Contracts Payment Detail Report

Payments from 07/01/2014 through 08/31/2017

Contract Title	Contract No.	Vendor	Contract Value	Total Payments to Date	IBE Target	IBE Actual	IBE Type	Start Date	End Date	Status
Portland - Columbia Toll Bridge Approach Roadways Improvements	CI-566A	Jacobs Engineering Group, Inc.	\$ 476,991.53	\$ 476,991.53	25.00%	30.29%		02/23/2015	10/15/2016	Completed
		AmerCom Corporation	\$ 150,490.83	\$ 144,473.11	31.55%	30.29%	MBE			
		Naik Consulting Group, P.C.	\$ 23,229.49	\$ -	04.87%	0.00%	SBE			
Scudder Falls Bridge Replacement Project - Traffic Engineering Services Pre-construction Traffic Study	C-663A	Pennoni Associates, Inc.	\$ 237,424.67	\$ 237,424.67	25.00%	49.93%		07/30/2015	4/20/2016	Completed
		Drive Engineering Corp.	\$ 8,072.44	\$ 6,757.64	03.40%	2.85%	MBE			
		TechniQuest Corporation	\$ 86,660.00	\$ 111,789.60	36.50%	47.08%	MBE			

Construction Contracts Payment Detail Report

Payments from 07/01/2014 through 08/31/2017

Description	Contract No.	Vendor	Contract Value	Total Payments to Date	IBE Target	IBE Actual	IBE Type	Start Date	End Date	Status
Scudder Falls Bridge Replacement Project - Pennsylvania Side	T-668A-1	Trumbull Corporation	\$ 100,000,000.00	\$ -	25.00%	1.07%		02/01/2017	08/31/2017	Open
		3 Rivers Pipe Profiling	\$ 109,665.00	\$ -	0.11%	0.00%				
		Aaron Enterprises, Inc.	\$ 2,350,750.00	\$ -	2.35%	0.00%				
		ABC Construction Co., Inc.	\$ 100.00	\$ 504,548.75	0.00%	0.50%	DBE			
		Alliance Landscaping, Inc.	\$ 102,800.00	\$ -	0.10%	0.00%	WBE			
		Armour & Sons Electric, Inc.	\$ 636,739.50	\$ -	0.64%	0.00%				
		Aspen Landscaping Contracting, Inc.	\$ 3,129,213.00	\$ -	3.13%	0.00%	SBE			
		Avalotis Corporation	\$ 1,135,957.00	\$ -	1.14%	0.00%				
		Bay Crane of New Jersey	\$ 54,841.00	\$ -	0.05%	0.00%				
		Bridg-it Fabricators, Inc.	\$ 1,596,794.64	\$ -	1.60%	0.00%	DBE			
		Bucks Concrete Services	\$ 100.00	\$ -	0.00%	0.00%				
		Bustleton Services, Inc.	\$ 100.00	\$ -	0.00%	0.00%				
		Chesco Coring & Cutting, Inc.	\$ 419,669.75	\$ -	0.42%	0.00%				
		Delta Line Construction Co.	\$ 15,995,106.80	\$ -	16.00%	0.00%	WBE			
		Diamond Huntbach Construction Corp.	\$ 62,610.00	\$ -	0.06%	0.00%				
		Filly Oil, Inc.	\$ 100.00	\$ -	0.00%	0.00%	WBE			
		Garden State Highway Products	\$ 786,450.00	\$ -	0.79%	0.00%	WBE			
		Haines & Kibblehouse, Inc.	\$ 15,208,159.05	\$ -	15.21%	0.00%				
		JMD Building Products, LLC	\$ 116,844.00	\$ 17,120.00	0.12%	0.02%	WBE			
		LB Construction Enterprises, Inc.	\$ 2,958,036.23	\$ 350,000.00	2.96%	0.35%	MBE			
		M.L. Ruberton Construction Co., Inc.	\$ 7,402,644.00	\$ -	7.40%	0.00%	WBE			
		Madura Steel Sales, Inc.	\$ 100.00	\$ -	0.00%	0.00%	DBE			
		Maxim Crane Works, LP	\$ 78,775.00	\$ -	0.08%	0.00%				
		McCrossin Foundations, LLC	\$ 7,914,745.00	\$ -	7.91%	0.00%				
		North Suburban Tree Service, Inc.	\$ 307,727.00	\$ -	0.31%	0.00%	DBE			
		Pavilion Drainage Supply Co., Inc.	\$ 30,653.25	\$ -	0.03%	0.00%	DBE			
		Pennsylvania Drilling Company	\$ 10,000.00	\$ -	0.01%	0.00%				
		Plum Contracting, Inc.	\$ 924,272.00	\$ -	0.92%	0.00%				
		Reilly Sweeping, Inc.	\$ 100.00	\$ -	0.00%	0.00%				
		Shaka	\$ 3,500.00	\$ -	0.00%	0.00%	DBE			
		Stavola Contracting Company	\$ 8,835,176.75	\$ -	8.84%	0.00%				
		Structural Services, Inc.	\$ 2,569,996.50	\$ -	2.57%	0.00%	SBE			
		Timber Industries, LLC	\$ 701,587.00	\$ 170,368.50	0.70%	0.17%				
	VideoTek Construction, LLC	\$ 100.00	\$ -	0.00%	0.00%	DBE				
	W.R. Burnett, Inc.	\$ 100.00	\$ -	0.00%	0.00%	MBE				
	Work Zone Contractors, LLC	\$ 519,225.00	\$ 28,437.30	0.52%	0.03%	DBE				
	Zone Stripping, Inc.	\$ 1,183,583.77	\$ -	1.18%	0.00%	SBE				
Scudder Falls Bridge Replacement Project - New Jersey Side	T-668A-2	Trumbull Corporation	\$ 296,000,000.00	\$ 12,445,378.24	25.00%	0.23%		02/27/2017	09/30/2021	Open
		3 Rivers Pipe Profiling	\$ 109,665.00	\$ -	0.04%	0.00%				
		Aaron Enterprises, Inc.	\$ 2,350,750.00	\$ -	0.79%	0.00%				
		ABC Construction Co., Inc.	\$ 100.00	\$ 340,126.00	0.00%	0.11%	DBE			
		Alliance Landscaping, Inc.	\$ 102,800.00	\$ -	0.03%	0.00%	WBE			
		Armour & Sons Electric, Inc.	\$ 636,739.50	\$ -	0.22%	0.00%				
		Aspen Landscaping Contracting, Inc.	\$ 3,129,213.00	\$ -	1.06%	0.00%	SBE			
		Avalotis Corporation	\$ 1,135,957.00	\$ -	0.38%	0.00%				
		Bay Crane of New Jersey	\$ 54,841.04	\$ -	0.02%	0.00%				
		Bridg-it Fabricators, Inc.	\$ 1,596,794.64	\$ -	0.54%	0.00%	DBE			

Construction Contracts Payment Detail Report

Payments from 07/01/2014 through 08/31/2017

Description	Contract No.	Vendor	Contract Value	Total Payments to Date	IBE Target	IBE Actual	IBE Type	Start Date	End Date	Status
		Bucks Concrete Services	\$ 100.00	\$ -	0.00%	0.00%				
		Chesco Coring & Cutting, Inc.	\$ 419,669.75	\$ -	0.14%	0.00%				
		Delta Line Construction Co.	\$ 15,995,106.80	\$ -	5.40%	0.00%	WBE			
		Diamond Huntbach Construction Corp.	\$ 62,610.00	\$ -	0.02%	0.00%				
		Filly Oil, Inc.	\$ 100.00	\$ -	0.00%	0.00%	WBE			
		Haines & Kibblehouse, Inc.	\$ 15,208,159.05	\$ -	5.14%	0.00%				
		JMD Building Products, LLC	\$ 116,844.00	\$ -	0.04%	0.00%	WBE			
		LB Construction Enterprises, Inc.	\$ 2,958,036.23	\$ 350,000.00	1.00%	0.12%	MBE			
		M.L. Ruberton Construction Co., Inc.	\$ 7,402,643.83	\$ -	2.50%	0.00%	WBE			
		Madura Steel Sales, Inc	\$ 100.00	\$ -	0.00%	0.00%	DBE			
		Maxim Crane Works, LP	\$ 78,775.00	\$ -	0.03%	0.00%				
		McCrossin Foundations, LLC	\$ 7,914,745.00	\$ -	2.67%	0.00%				
		North Suburban Tree Service, Inc.	\$ 307,727.00	\$ -	0.10%	0.00%	DBE			
		Pavilion Drainage Supply Co., Inc.	\$ 30,653.25	\$ -	0.01%	0.00%	DBE			
		Pennsylvania Drilling Company	\$ 10,000.00	\$ -	0.00%	0.00%				
		Plum Contracting, Inc.	\$ 924,272.40	\$ -	0.31%	0.00%				
		Reilly Sweeping, Inc.	\$ 100.00	\$ -	0.00%	0.00%				
		Shaka	\$ 3,500.00	\$ -	0.00%	0.00%	DBE			
		Stavola Contracting Company	\$ 8,835,176.75	\$ -	2.98%	0.00%				
		Structural Services, Inc.	\$ 2,569,996.50	\$ -	0.87%	0.00%	SBE			
		Timber Industries, LLC	\$ 701,587.00	\$ -	0.24%	0.00%				
		VideoTek Construction, LLC	\$ 100.00	\$ -	0.00%	0.00%	DBE			
		W.R. Burnett, Inc.	\$ 100.00	\$ -	0.00%	0.00%	MBE			
	Work Zone Contractors, LLC	\$ 519,225.00	\$ -	0.18%	0.00%	DBE				
	Zone Stripping, Inc.	\$ 1,183,583.77	\$ -	0.40%	0.00%	SBE				
Scudder Falls Toll Supported Bridge - Interim Deck Repairs on I-95	TS-677A	Sparwick Contracting, Inc. (IBE)	\$ 961,696.00	\$ 948,666.00	100.00%	98.65%	SBE	05/20/2015	11/20/2018	Open
Scudder Falls Bridge Replacement Project - Tree Clearing	T-667A	AP Construction, Inc.	\$ 1,814,999.39	\$ 1,721,688.26	25.00%	25.06%		12/24/2015	01/06/2017	Open
		Athena Contracting, Inc.	\$ 181,499.94	\$ 243,315.01	10.00%	13.41%	WBE			
		BFW Group	\$ 15,000.00	\$ 8,550.00	0.83%	0.47%	DBE			
		Sable Construction, Inc.	\$ 272,249.91	\$ 202,960.00	15.00%	11.18%	MBE			
Scudder Falls Bridge Replacement Project - PA Noise Walls	T-666A	PKF-Mark III, Inc.	\$ 11,394,750.00	\$ 11,219,737.01	25.00%	31.06%		04/29/2016	03/31/2017	Open
		Bird Solutions International	\$ 140,732.00	\$ 122,732.00	1.24%	1.08%				
		Green Valley Landscaping, Inc.	\$ 42,418.29	\$ 72,163.76	0.37%	0.63%				
		Sanders Construction Company, Inc.	\$ 3,624,651.69	\$ 3,338,786.23	31.81%	29.30%	DBE			
		Work Zone Contractors, LLC	\$ 7,886.40	\$ 5,352.12	0.07%	0.05%	DBE			
Electronic Toll Collection System Replacement - Design, Build & Maintain	DB-540A	Transcore, LP	\$ 24,047,349.00	\$ 9,128,648.50	25.00%	9.76%		10/27/2015	09/13/2021	Open
		All Points Communications, Inc.	\$ 781,538.84	\$ 581,979.20	3.25%	2.42%	DBE			
		Arora Engineers, Inc.	\$ 161,117.24	\$ 123,059.05	0.67%	0.51%	MBE			
		Flagger Force	\$ 100,998.87	\$ 248,492.11	0.42%	1.03%	DBE			
		Globe Electric Supply Company, Inc.	\$ 543,470.09	\$ 173,648.78	2.26%	0.72%	DBE			
		HHC Services, Inc.	\$ 12,023.67	\$ -	0.05%	0.00%	DBE			
		Jen Electric, Inc.	\$ 848,871.42	\$ 865,972.00	3.53%	3.60%	DBE			

Construction Contracts Payment Detail Report

Payments from 07/01/2014 through 08/31/2017

Description	Contract No.	Vendor	Contract Value	Total Payments to Date	IBE Target	IBE Actual	IBE Type	Start Date	End Date	Status
		KS Engineers, P.C.	\$ 110,617.81	\$ 194,330.78	0.46%	0.81%	MBE			
		Red Wagon Printing D/B/A Minuteman Press	\$ 16,833.14	\$ 6,177.93	0.07%	0.03%	WBE			
		Sharpened Image, Inc.	\$ 149,093.56	\$ 139,790.64	0.62%	0.58%	DBE			
		SJH Engineering, P.C.	\$ 12,023.67	\$ 14,500.00	0.05%	0.06%	DBE			
I-78 Maintenance Garage Expansion at I-78 PA Welcome Ctr. / Maint. Facility	T-508A	Bracy Construction, Inc.	\$ 10,049,000.00	\$ 6,848,026.91	25.00%	3.47%		06/27/2016	10/27/2017	Open
		84 Lumber Company	\$ 100.00	\$ 6,916.71	0.00%	0.07%				
		Ankiewicz Enterprises Inc.	\$ 1,040,574.00	\$ 316,439.10	10.36%	3.15%				
		Central II, Inc.	\$ 32,750.00	\$ -	0.33%	0.00%	MBE			
		Comprehensive Fire Technologies, Inc.	\$ 16,750.00	\$ -	0.17%	0.00%				
		Cope Commercial Flooring and Interiors, Inc.	\$ 22,000.00	\$ -	0.22%	0.00%				
		DeWalt Plumbing, Inc.	\$ 464,000.00	\$ -	4.62%	0.00%				
		Diamond Decorating, Inc.	\$ 105,000.00	\$ -	1.04%	0.00%				
		Empire Wrecking Co of Reading, PA	\$ 99,891.00	\$ -	0.99%	0.00%				
		Entrance Systems, Inc.	\$ 80,750.00	\$ -	0.80%	0.00%				
		Fox Quality Roofing, LLC	\$ 873,900.00	\$ 6,480.00	8.70%	0.06%				
		J. E. Scholtz Custom Millwork, Inc.	\$ 11,400.00	\$ -	0.11%	0.00%				
		J/M Fence & Deck Co.	\$ 16,624.00	\$ -	0.17%	0.00%				
		Jaydor Co., (A Corp.)	\$ 75,995.00	\$ -	0.76%	0.00%				
		Modernfold Of Reading, Inc.	\$ 22,810.00	\$ -	0.23%	0.00%				
		Palma, Inc.	\$ 89,952.00	\$ -	0.90%	0.00%				
		Reeb Building Systems, LLC	\$ 30,648.00	\$ 18,702.67	0.30%	0.19%	DBE			
		Rubright Construction, Inc.	\$ 580,500.00	\$ -	5.78%	0.00%				
		Steel Fab Enterprises, LLC	\$ 405,400.00	\$ -	4.03%	0.00%				
		Supreme Ceilings, Inc.	\$ 157,500.00	\$ -	1.57%	0.00%				
		T. A. Silfies Masonry, LLC.	\$ 762,600.00	\$ -	7.59%	0.00%				
		Tradesmen International, LLC	\$ 100.00	\$ -	0.00%	0.00%				
		Tri-County Mechanical, Inc.	\$ 1,097,000.00	\$ -	10.92%	0.00%				
		Wind Gap Electric, Inc.	\$ 1,137,249.00	\$ -	11.32%	0.00%				
		YCP, Inc.	\$ 28,137.20	\$ -	0.28%	0.00%				
Lower Trenton Toll Supported Bridge Approach Traffic Signal Equipment Upgrades	TS-699A	Carr & Duff, Inc.	\$ 141,046.00	\$ -	25.00%	0.00%		03/29/2017	03/29/2021	Open
		General Highway Products, Inc	\$ 35,261.50	\$ -	25.00%	0.00%	WBE			
Easton - Phillipsburg Toll Bridge Administration Building	T-644A	J.D. Eckman, Inc.	\$ 11,117,003.61	\$ 11,117,003.61	25.00%	0.00%		06/01/2017	12/21/2018	Open
		Established Traffic Control	\$ 244,574.00	\$ -	2.20%	0.00%	WBE			
		Guidemark, Inc.	\$ 461,446.40	\$ -	4.15%	0.00%				
		Jag'd Construction, Inc.	\$ 2,809,000.00	\$ -	25.27%	0.00%	SBE			
		Jilco, Inc.	\$ 266,808.01	\$ -	2.40%	0.00%	DBE			
		Mattiola Services, LLC	\$ 93,360.15	\$ -	0.84%	0.00%				
Lower Trenton Toll Supported Bridge Replacement Of Sign Lighting Elements	TS-687A	Carr & Duff, Inc.	\$ 495,000.00	\$ -	25.00%	0.00%		06/23/2017	10/20/2017	Open
		North Star Electrical Supply Co., Inc.	\$ 123,750.00	\$ -	25.00%	0.00%	WBE			
Building and Facilities Energy	T-645A	MJF Electrical Contracting, Inc.	\$ 5,317,100.00	\$ -	25.00%	0.00%		06/27/2017	05/11/2018	Open

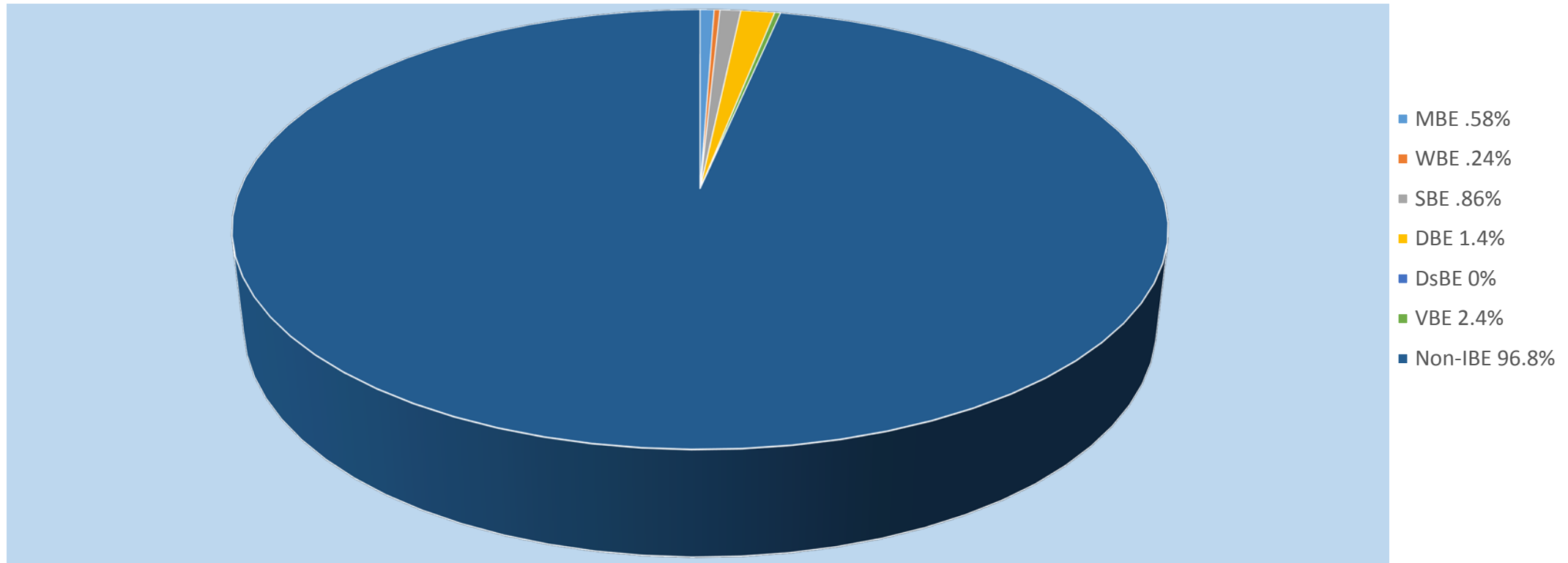
Construction Contracts Payment Detail Report

Payments from 07/01/2014 through 08/31/2017

Description	Contract No.	Vendor	Contract Value	Total Payments to Date	IBE Target	IBE Actual	IBE Type	Start Date	End Date	Status
Conservation		Turtle & Hughes	\$ 1,063,420.00	\$ -	20.00%	0.00%	WBE			
Building and Facilities Energy Conservation	T-645B	Schneider Electric	\$ 1,154,809.00	\$ -	25.00%	0.00%		06/27/2017	05/18/2018	Open
		MAS Construction Services, LLC	\$ 154,809.00	\$ -	13.41%	0.00%	WBE			
Portland - Columbia Toll Bridge Approach Roadway Improvement	T-566A	Intercounty Paving Company	\$ 6,317,000.00	\$ 6,193,334.28	25.00%	29.73%		02/25/2015	11/30/2016	Completed
		Established Traffic Control	\$ 43,589.66	\$ 43,589.66	0.69%	0.69%	DBE			
		MV Contracting, Inc.	\$ 1,652,064.50	\$ 1,652,064.50	26.15%	26.15%	WBE			
		PIM Corporation	\$ 160,217.70	\$ 160,217.70	2.54%	2.54%	SBE			
		The Vann Organization	\$ 22,035.00	\$ 22,035.00	0.35%	0.35%	SBE			
Lower Trenton TSB Approach Roadways Improvements	TS-639B	Mount Construction, Co. Inc. (IBE)	\$ 2,090,794.02	\$ 2,090,794.00	25.00%	100.00%	WBE	04/09/2015	12/06/2016	Completed
Scudder Falls Bridge Replacement Project Subsurface Boring & Sampling	T-661A	TRC Engineers	\$ 1,438,942.00	\$ 1,438,941.98	25.00%	16.29%		05/18/2015	05/18/2017	Completed
		Garden State Highway Products	\$ 196,519.30	\$ 196,519.30	13.66%	13.66%	WBE			
		Traffic Regulators	\$ 37,947.00	\$ 37,947.00	2.64%	2.64%	SBE			
DIII Toll Bridges Facilities Emergency Standby Generators Improvements	T-514A	West Side Hammer Electric	\$ 644,686.07	\$ 644,686.00	25.00%	30.61%		07/27/2015	01/08/2017	Completed
		Penn State Electric Mechanical Supply Co., Inc.	\$ 197,339.20	\$ 197,339.99	30.61%	30.61%	DBE			
Easton / Phillipsburg Ramp C Stabilization	T-641A	Merco, Inc. (IBE)	\$ 998,300.00	\$ 998,300.00	25.00%	100.00%	SBE	11/23/2015	12/01/2016	Completed
Riverton - Belvidere Toll Supported Bridge	TS-650A	ROAD-CON, INC.	\$ 652,738.50	\$ 652,738.50	25.00%	11.98%		08/15/2016	11/11/2016	Completed
		Desilvio & Company, Inc.	\$ 16,848.00	\$ 16,848.00	2.58%	2.58%	WBE			
		Established Traffic Control	\$ 4,317.48	\$ 4,317.48	0.66%	0.66%	WBE			
		RAM-T Corporation	\$ 7,182.00	\$ 7,182.00	1.10%	1.10%	DBE			
		Williams Flagger Logistics, LLC	\$ 49,842.17	\$ 49,842.17	7.64%	7.64%	DBE			
I-78 Toll Plaza Bumper Block Replacement	T-705A	Sparwick Contracting, Inc. (IBE)	\$ 160,006.00	\$ 160,006.00	25.00%	100.00%	SBE	10/17/2016	03/03/2017	Completed

Distribution of Payments by IBE Certification

IBE 25% Target – Current IBE Actual 3.32%



WORKFORCE UTILIZATION REPORTING

Trade, Ethnicity & Gender

From 07/01/2014 through 08/31/2017

Project Name	Company Name	Trade Description	Total Hours Worked	Total Apprentice	NJ	NJ %	PA	PA %	Caucasian / White	Other	American Indian	Asian Pacific Islander	Black/ African American	Latino / Hispanic	Total Minorities	Minority %	Women	Women %	New Hires
T-668A TRUMBULL 1 - Pennsylvania SFB Bridge Replacement Project			19,851.50	0.00	3,521.75	17.74%	15,925.25	80.22%	15,064.75	1,070.50	370.00	0.00	2,473.75	872.50	3,716.25	18.72%	1,483.00	7.47%	0.00%
	ABC Construction Co., Inc.	Truck Driver	522.00	0.00	35.00	6.70%	487.00	93.30%	522.00							0.00%		0.00%	
	Armour & Sons Electric, Inc.	Operator	12.00	0.00		0.00%	12.00	100.00%	12.00							0.00%		0.00%	
	M.L. Ruberton Construction Co., Inc.	Iron Worker	4.00	0.00	4.00	100.00%		0.00%	4.00							0.00%		0.00%	
		Laborer	8.00	0.00	8.00	100.00%		0.00%	4.00					4.00	4.00	50.00%		0.00%	
		Operator	5.00	0.00	5.00	100.00%		0.00%						5.00	5.00	100.00%		0.00%	
	Reilly Sweeping, Inc.	Operator	80.00	0.00	15.75	19.69%	64.25	80.31%	67.25				12.75		12.75	15.94%		0.00%	
	Trumbull Corporation	Carpenter	1,755.50	0.00	189.00	10.77%	1,566.50	89.23%	1,755.50							0.00%	40.50	2.31%	
		Cement Mason	16.00	0.00	8.00	50.00%	8.00	50.00%	16.00							0.00%	8.00	50.00%	
		Dockbuilder / Piledriver	1,251.50	0.00	346.50	27.69%	905.00	72.31%	1,184.00				67.50		67.50	5.39%	67.50	5.39%	
		Laborer	8,186.00	0.00	1,755.00	21.44%	6,026.50	73.62%	4,324.00	1,070.50			1,938.50	853.00	2,791.50	34.10%	592.00	7.23%	
		Operator	6,352.50	0.00	361.50	5.69%	5,991.00	94.31%	5,760.00		370.00		222.50		592.50	9.33%	723.00	11.38%	
		Truck Driver	781.00	0.00	16.00	2.05%	765.00	97.95%	781.00							0.00%	25.00	3.20%	
	Work Zone Contractors, LLC	Laborer	744.50	0.00	644.50	86.57%	100.00	13.43%	512.00				232.50		232.50	31.23%	27.00	3.63%	
	Zone Stripping, Inc.	Laborer	133.50	0.00	133.50	100.00%		0.00%	123.00					10.50	10.50	7.87%		0.00%	
T-668A TRUMBULL 2 - New Jersey SFB Replacement Project			24,699.75	310.00	16,434.50	66.54%	8,132.25	32.92%	16,738.75	4,192.00	0.00	0.00	2,612.50	1,156.50	3,769.00	15.26%	968.50	3.92%	0.00%
	ABC Construction Co., Inc.	Truck Driver	4,467.25	0.00	280.50	6.28%	4,186.75	93.72%	4,451.25					16.00	16.00	0.36%		0.00%	
	Alliance Landscaping, Inc.	Heavy & General Laborers	431.00	0.00	431.00	100.00%		0.00%	327.00					104.00	104.00	24.13%		0.00%	
	Armour & Sons Electric, Inc.	Electrician	197.00	0.00		0.00%	197.00	100.00%	197.00							0.00%		0.00%	
	Delta Line Construction Co.	Electrician	1,290.50	0.00	960.50	74.43%	330.00	25.57%	1,290.50							0.00%		0.00%	
		Heavy & General Laborers	1,504.00	283.00	1,504.00	100.00%		0.00%	1,504.00							0.00%		0.00%	
		Operating Engineer	650.00	0.00	650.00	100.00%		0.00%	650.00							0.00%		0.00%	
		Truck Driver	562.00	0.00	550.00	97.86%	12.00	2.14%	562.00							0.00%		0.00%	
	LB Construction Enterprises, Inc.	Ironworker	325.00	0.00	190.00	58.46%	109.00	33.54%	190.00				39.00	96.00	135.00	41.54%		0.00%	
	Stavola Contracting Company	Asphalt Laborers	275.00	0.00	247.50	90.00%	27.50	10.00%	137.00				110.50	27.50	138.00	50.18%	69.00	25.09%	
		Operating Engineer	92.50	0.00	65.00	70.27%	27.50	29.73%	92.50							0.00%		0.00%	
	Trumbull Corporation	Carpenter	91.50	0.00	91.50	100.00%		0.00%	91.50							0.00%	16.00	17.49%	
		Heavy & General Laborers	5,790.50	0.00	4,251.50	73.42%	1,539.00	26.58%	1,874.50	2,818.00			713.00	385.00	1,098.00	18.96%	671.50	11.60%	
		Operating Engineer	6,332.50	27.00	4,761.00	75.18%	1,481.00	23.39%	4,555.50	1,374.00			312.50	90.50	403.00	6.36%	179.00	2.83%	
		Truck Driver	536.00	0.00	519.50	96.92%		0.00%	116.50					419.50	419.50	78.26%		0.00%	
	W.R. Burnett, Inc.	Truck Driver	1,391.00	0.00	1,168.50	84.00%	222.50	16.00%					1,391.00		1,391.00	100.00%		0.00%	
	Work Zone Contractors, LLC	Heavy & General Laborers	528.00	0.00	528.00	100.00%		0.00%	481.50				46.50		46.50	8.81%	33.00	6.25%	
		Laborer	187.00	0.00	187.00	100.00%		0.00%	187.00							0.00%		0.00%	
	Zone Stripping, Inc.	Painter	49.00	0.00	49.00	100.00%		0.00%	31.00					18.00	18.00	36.73%		0.00%	

WORKFORCE UTILIZATION REPORTING

Trade, Ethnicity & Gender

From 07/01/2014 through 08/31/2017

Project Name	Company Name	Trade Description	Total Hours Worked	Total Apprentice	NJ	NJ %	PA	PA %	Caucasian / White	Other	American Indian	Asian Pacific Islander	Black/ African American	Latino / Hispanic	Total Minorities	Minority %	Women	Women %	New Hires
T-508A BRACY - I-78 Maintenance Garage Expansion at I-78 PA Welcome Center / Maintenance Facility			23,226.58	1,406.00	1,007.75	4.34%	21,847.33	94.06%	14,874.83	7,712.75	0.00	0.00	0.00	639.00	639.00	2.75%	527.25	2.27%	0.00
	Abbey Road Control Inc.	Laborer	305.25	0.00		0.00%	305.25	100.00%		305.25						0.00%	128.75	42.18%	
	Ankiewicz Enterprises Inc.	Laborer	410.50	0.00		0.00%	410.50	100.00%		410.50						0.00%		0.00%	
		Operating Engineer	50.00	0.00		0.00%	50.00	100.00%		50.00						0.00%		0.00%	
	Bracy Construction Inc	Carpenter	1,044.50	0.00	93.00	8.90%	951.50	91.10%		1,044.50						0.00%		0.00%	
		Laborer	973.00	0.00	400.00	41.11%	573.00	58.89%		973.00						0.00%		0.00%	
		Operating Engineer	4.00	0.00		0.00%	4.00	100.00%		4.00						0.00%		0.00%	
	Bridgwood Tile & Stone Central II, Inc.	Tile Finisher	6.00	0.00		0.00%	6.00	100.00%		6.00						0.00%		0.00%	
		Bricklayer, Stone Mason	88.00	0.00		0.00%	88.00	100.00%	88.00							0.00%		0.00%	
	Comprehensive Fire Technologies, Inc.	Electrician	27.50	0.00		0.00%	27.50	100.00%	20.50	7.00						0.00%		0.00%	
		Sprinkler Fitter	8.00	0.00		0.00%	8.00	100.00%	6.00	2.00						0.00%		0.00%	
	Crowley Lightning Protection, Inc.	Electrician	56.00	0.00		0.00%		0.00%	56.00							0.00%		0.00%	
	David Ott	Laborer	78.00	0.00		0.00%	78.00	100.00%	78.00							0.00%		0.00%	
		Plumber	570.50	0.00		0.00%	570.50	100.00%	570.50							0.00%		0.00%	
	Diamond Decorating, Inc.	Painter	516.00	436.00		0.00%	516.00	100.00%		516.00						0.00%		0.00%	
	Empire Wrecking Co of Reading PA	Heavy & General Laborers	125.00	0.00		0.00%	125.00	100.00%	7.00	118.00						0.00%		0.00%	
		Laborer	373.50	0.00		0.00%	373.50	100.00%	164.50	209.00						0.00%		0.00%	
	Entrance Systems Inc.	Glazier	38.50	0.00		0.00%	38.50	100.00%		38.50						0.00%		0.00%	
	Fox Quality Roofing, LLC	Carpenter	11.50	0.00		0.00%	11.50	100.00%	11.50							0.00%		0.00%	
		Laborer	515.25	0.00	504.75	97.96%		0.00%	515.25							0.00%		0.00%	
		Roofer	2,391.75	0.00		0.00%	2,240.50	93.68%	2,391.75							0.00%		0.00%	
	Gaver Industries, Inc.	Asphalt Laborers	45.00	0.00		0.00%	45.00	100.00%		45.00						0.00%		0.00%	
	D/B/A Barker & Barker Paving	Operating Engineer	137.50	0.00		0.00%	137.50	100.00%		137.50						0.00%		0.00%	
		Truck Driver	10.75	0.00		0.00%	10.75	100.00%		10.75						0.00%		0.00%	
	Jarrett Mechanical Insulation	Heat & Frost Insulator	21.00	0.00		0.00%	21.00	100.00%		21.00						0.00%		0.00%	
	Jaydor Co., (A Corp.)	Laborer	35.00	0.00		0.00%	35.00	100.00%	35.00							0.00%		0.00%	
		Millwright	35.00	0.00		0.00%	35.00	100.00%	35.00							0.00%		0.00%	
	Michael Wallander	Laborer	17.00	0.00		0.00%	17.00	100.00%		17.00						0.00%		0.00%	
		Plumber	115.50	0.00		0.00%	115.50	100.00%		115.50						0.00%		0.00%	
	Palma Inc	Bricklayer, Stone Mason	14.00	0.00		0.00%	14.00	100.00%		14.00						0.00%		0.00%	
		Cement Mason	84.00	0.00		0.00%	84.00	100.00%		84.00						0.00%		0.00%	
		Laborer	162.00	0.00	10.00	6.17%	152.00	93.83%		162.00						0.00%		0.00%	
	Robert Ott	Laborer	612.00	0.00		0.00%	612.00	100.00%	612.00							0.00%		0.00%	
	Rubright Construction, Inc.	Bricklayer, Stone Mason	52.00	0.00		0.00%	52.00	100.00%	21.00					31.00	31.00	59.62%		0.00%	
		Carpenter	317.50	0.00		0.00%	317.50	100.00%	237.50	78.00				2.00	2.00	0.63%		0.00%	
		Cement Mason	63.00	0.00		0.00%	63.00	100.00%	4.00	6.50				52.50	52.50	83.33%		0.00%	
		Ironworker	767.08	0.00		0.00%	767.08	100.00%	437.58	263.50				66.00	66.00	8.60%		0.00%	
		Laborer	1,343.50	0.00		0.00%	1,343.50	100.00%	726.50	414.50				202.50	202.50	15.07%		0.00%	
		Operating Engineer	149.50	0.00		0.00%	149.50	100.00%	117.50	32.00						0.00%		0.00%	
		Truck Driver	130.00	0.00		0.00%	130.00	100.00%	126.50	3.50						0.00%		0.00%	
	Steel Fab Enterprises LLC	Ironworker	561.50	0.00		0.00%	561.50	100.00%	453.00	45.00				63.50	63.50	11.31%		0.00%	

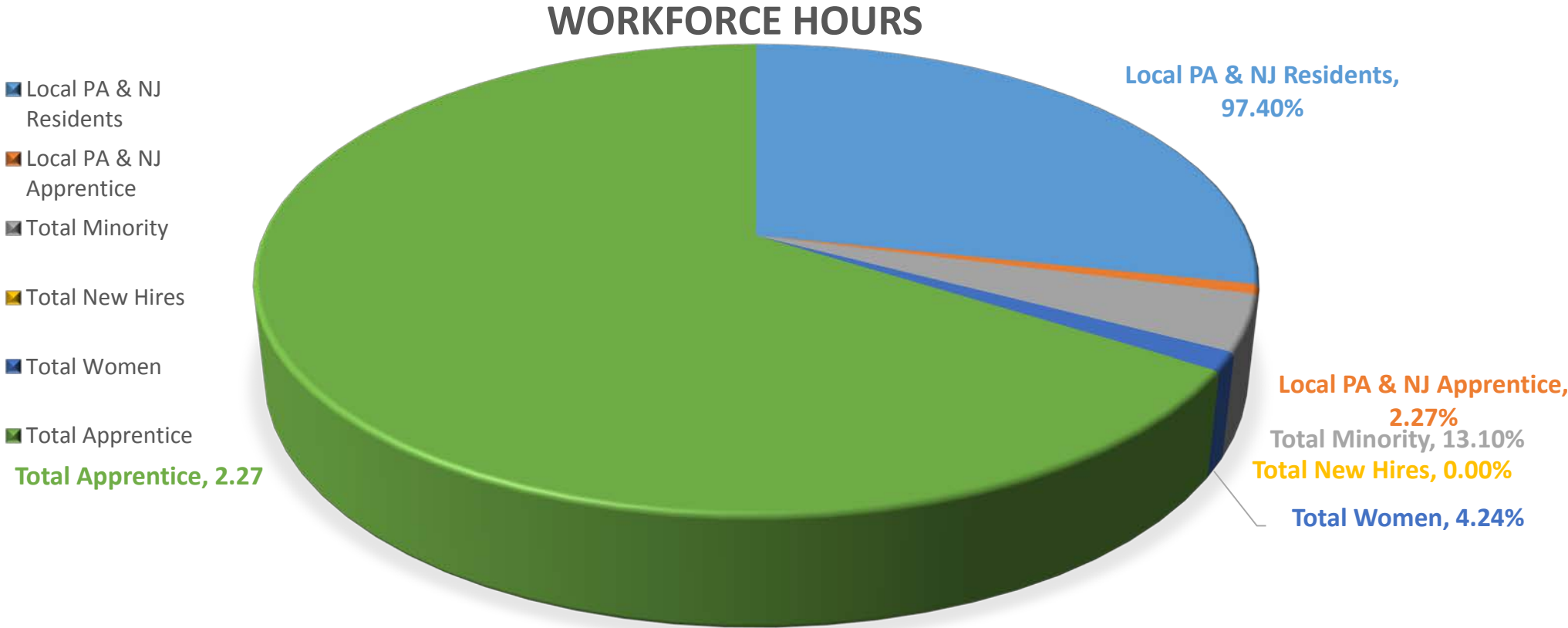
WORKFORCE UTILIZATION REPORTING

Trade, Ethnicity & Gender

From 07/01/2014 through 08/31/2017

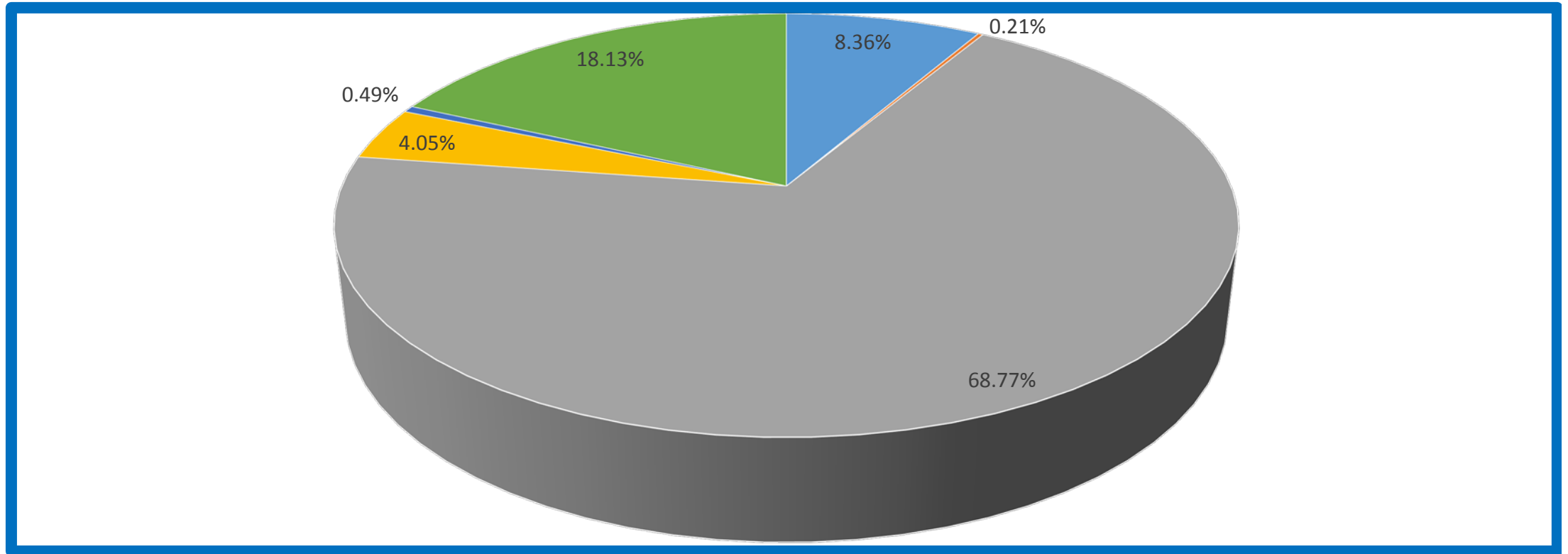
Project Name	Company Name	Trade Description	Total Hours Worked	Total Apprentice	NJ	NJ %	PA	PA %	Caucasian / White	Other	American Indian	Asian Pacific Islander	Black/ African American	Latino / Hispanic	Total Minorities	Minority %	Women	Women %	New Hires
	Steven Smith	Laborer	87.50	0.00		0.00%	87.50	100.00%	87.50							0.00%		0.00%	
		Plumber	557.00	0.00		0.00%	557.00	100.00%	557.00							0.00%		0.00%	
	Supreme Ceilings, Inc.	Carpenter	229.00	0.00		0.00%	229.00	100.00%		229.00						0.00%		0.00%	
	T. A. Silfies Masonry, LLC.	Bricklayer	30.25	0.00		0.00%	30.25	100.00%						30.25	30.25	100.00%		0.00%	
		Bricklayer, Stone Mason	2,072.25	0.00		0.00%	2,040.75	98.48%	1,930.75					141.50	141.50	6.83%		0.00%	
		Laborer	1,320.25	0.00		0.00%	1,291.00	97.78%	1,270.50					49.75	49.75	3.77%		0.00%	
	Terry O'Connor Jr.	Laborer	28.00	0.00		0.00%	28.00	100.00%	28.00							0.00%		0.00%	
		Plumber	183.50	0.00		0.00%	183.50	100.00%	183.50							0.00%		0.00%	
	Tradesmen International, LLC	Carpenter	119.00	0.00		0.00%	119.00	100.00%		119.00						0.00%		0.00%	
	Tri-County Mechanical, Inc.	Laborer	654.00	0.00		0.00%	561.00	85.78%	654.00							0.00%		0.00%	
		Pipefitter	1,362.00	0.00		0.00%	1,362.00	100.00%	1,362.00							0.00%	398.50	29.26%	
		Sheet Metal Worker	298.00	0.00		0.00%	298.00	100.00%	298.00							0.00%		0.00%	
	William Hoffert	Laborer	23.00	0.00		0.00%	23.00	100.00%		23.00						0.00%		0.00%	
		Plumber	162.50	0.00		0.00%	162.50	100.00%		162.50						0.00%		0.00%	
	Wind Gap Electric, Inc.	Electrician	3,598.00	970.00		0.00%	3,598.00	100.00%	1,789.00	1,809.00						0.00%		0.00%	
	YCP, Inc.	Laborer	197.75	0.00		0.00%	197.75	100.00%		197.75						0.00%		0.00%	
		Operating Engineer	39.00	0.00		0.00%	39.00	100.00%		39.00						0.00%		0.00%	
DB-540A TRANSCORE - Electronic Toll Collection System Replacement - Design, Build & Maintain			2,040.00	0.00	108.00	5.29%	875.00	42.89%	321.00	631.50	0.00	158.00	674.00	255.50	1,087.50	53.31%	0.00	0.00%	0.00
	Jen Electric, Inc.	Electrician	48.00	0.00	48.00	100.00%		0.00%	48.00							0.00%		0.00%	
	Transcore, LLP	Electrician	787.50	0.00		0.00%	335.50	42.60%	202.50	187.50			231.00	166.50	397.50	50.48%		0.00%	
		Electricians & Tele-Communications Installation Technician	1,204.50	0.00	60.00	4.98%	539.50	44.79%	70.50	444.00		158.00	443.00	89.00	690.00	57.29%		0.00%	
T-666A PKF MARK - SFB Replacement Project Construction for PA Noise Walls			5,738.00	1.00	4,316.00	75.22%	1,413.00	24.63%	4,968.00	154.00	0.00	0.00	584.00	32.00	616.00	10.74%	241.50	4.21%	0.00%
	Green Valley Landscaping, Inc.	Landscape Laborer	138.00	0.00		0.00%	138.00	100.00%		138.00						0.00%		0.00%	
		Operator	16.00	0.00		0.00%	16.00	100.00%		16.00						0.00%		0.00%	
	PKF-Mark III, Inc.	Heavy & General Laborers	4,455.50	0.00	4,166.50	93.51%	289.00	6.49%	3,839.50				584.00	32.00	616.00	13.83%	241.50	5.42%	
		Operating Engineer	1,111.50	0.00	132.50	11.92%	970.00	87.27%	1,111.50							0.00%		0.00%	
	Work Zone Contractors, LLC	Heavy & General Laborers	17.00	1.00	17.00	100.00%		0.00%	17.00							0.00%		0.00%	

Workforce Utilization by Hours Worked



Workforce Utilization by Ethnicity

Total Hours



■ African American ■ Asian or Pacific ■ Caucasian ■ Hispanic ■ Native American or Inuit ■ Other

IDENTIFIED BUSINESS ENTERPRISES (IBE) PROGRAM OVERVIEW

The Delaware River Joint Toll Bridge Commission established an IBE Program (MBE/WBE/SBE/DBE/DsBE/VBE) with a Target of 25% for all Construction and Professional Services contracts awarded by the Commission effective July 1, 2014. To date, the Commission has awarded forty-one (41) contracts, with the IBE program requirements.

PROGRAM UPDATES

Contract Compliance Department (CCD):

The CCD ensures that all Elation System users (Primes and their Subcontractors and Subconsultants) register and activate an account in the Commission's Elation System for tracking Certified Payrolls and Payment Verification. The CCD works with Prime Contractors and Consultants and their Subcontractors and Subconsultants to become familiar with the Elation Systems and are able to successfully enter all required tracking information.

Professional Services & Construction Contracts (Payment Verification):

The CCD has confirmed and updated all Professional Services and Construction Contract information and payments in the Elation System. The CCD Director continues to monitor all Prime Contractor payments made to its IBE Subcontractors and Subconsultants in the Elation System. Currently, the CCD Director is monitoring a combined total of forty one (41) Consultant and Construction Contracts for payments towards meeting or exceeding the Commission's 25% IBE Target.

Construction Contracts (Workforce Utilization):

The Contract Compliance Department (CCD) is working vigorously to monitor all Certified Payroll reporting for Construction Contracts in the Elation System. Currently, the CCD Manager is monitoring seventeen (17) construction projects and (149 IBE Subcontractors) and has begun the groundwork for the recently awarded Scudder Falls Bridge Project.

M / W / SBE Monthly Report Summary

Combined Total Number of Contracts	77
Total Value of Open Contracts	\$36,935,550.63
Total Value of Completed Contracts	\$156,610,240.31
Combined Total Value of Contracts	\$193,545,790.94
Current Total Value of M/W/SBE Payments	\$25,098,916.43

OPEN M/W/SBE CONTRACTS					
MBE PROGRAM		WBE PROGRAM		SBE PROGRAM	
Total Contracts	5	Total Contracts	6	Total Contracts	5
Goal %	7.00%	Goal %	3.00%	Goal %	25.00%
Actual %	4.56%	Actual %	1.62%	Actual %	7.29%
Current Value	\$1,514,583.56	Current Value	\$556,217.96	Current Value	\$232,612.30

COMPLETED M/W/SBE CONTRACTS					
MBE PROGRAM		WBE PROGRAM		SBE PROGRAM	
Total Contracts	46	Total Contracts	46	Total Contracts	20
Goal %	7.00%	Goal %	3.00%	Goal %	25.00%
Actual %	8.77%	Actual %	5.69%	Actual %	19.39%
Total Value	\$11,702,579.34	Total Value	\$7,907,002.78	Total Value	\$3,185,920.49

M / W / SBE Monthly Report

OPEN M/W/SBE CONTRACTS

CONTRACT NO.	CONTRACTOR / CONSULTANT	CONTRACT AWARD VALUE	MBE GOAL 7.0 %	MBE VALUE	WBE GOAL 3.0 %	WBE VALUE	SBE GOAL 25.0 %	SBE VALUE
C-502A	AECOM Transportation	\$ 30,397,000.00	4.34%	\$ 1,319,428.97	1.54%	\$ 469,400.33		\$ -
C-628A	Dewberry	\$ 1,000,000.00	4.06%	\$ 40,585.66	4.88%	\$ 48,768.23	4.33%	\$ 43,294.17
C-627B	French & Parello	\$ 500,000.00		\$ -		\$ -		\$ -
C-629A	Hill International	\$ 300,000.00		\$ -		\$ -	13.66%	\$ 40,993.70
C-556A	Pennoni Associates	\$ 389,614.63		\$ -		\$ -	12.88%	\$ 50,193.77
TTS-634AR	J. Fletcher Cramer	\$ 896,808.00	8.35%	\$ 74,885.53	0.42%	\$ 3,755.75		\$ -
C-628B	Louis Berger Group	\$ 1,000,000.00		\$ -		\$ -	7.56%	\$ 75,584.81
C-549AR	Jacobs Engineering	\$ 452,128.00	7.91%	\$ 35,742.16	3.07%	\$ 13,866.11		\$ -
C-599A	McCormick & Taylor	\$ 1,000,000.00		\$ -	0.50%	\$ 5,000.00		\$ -
C-629B	Michael Baker	\$ 500,000.00		\$ -		\$ -	4.51%	\$ 22,545.85
C-621A	Rummel Klepper & Kahl	\$ 500,000.00	8.79%	\$ 43,941.24	3.09%	\$ 15,427.54		\$ -

M / W / SBE Monthly Report

COMPLETED M/W/SBE CONTRACTS

** Met or exceeded the target.*

CONTRACT NO.	CONTRACTOR / CONSULTANT	CONTRACT AWARD VALUE	MBE GOAL 7.0 %	MBE VALUE	WBE GOAL 3.0 %	WBE VALUE	SBE GOAL 25.0 %	SBE VALUE
DB-427B	A.P. Construction	\$ 4,356,866.00	10.00%	\$ 435,686.60	7.30%	\$ 318,051.22		\$ -
T/TS-573A	A.P. Construction	\$ 7,823,588.00	7.69%	\$ 601,633.92	4.92%	\$ 384,920.53		\$ -
T-440BR	A.P. Construction	\$ 4,608,295.33	11.70%	\$ 539,170.55	7.33%	\$ 337,788.05		\$ -
TTS-476A-2	A.P. Construction	\$ 3,511,153.06	7.20%	\$ 252,803.02	5.50%	\$ 193,113.42		\$ -
T-472A	Allied Painting	\$ 15,595,983.76	9.70%	\$ 1,512,810.42	15.00%	\$ 2,339,397.56		\$ -
C-443A	Ammann & Whitney	\$ 770,909.81	10.00%	\$ 77,090.98	14.00%	\$ 107,927.37		\$ -
C-445A	Ammann & Whitney	\$ 920,304.08	7.20%	\$ 66,261.89	3.20%	\$ 29,449.73		\$ -
T-474A	Bracy Contracting	\$ 2,660,000.00	6.05%	\$ 160,930.00	2.87%	\$ 76,342.00		\$ -
C-474A	Brinjac	\$ 287,603.87	8.00%	\$ 23,008.31	9.00%	\$ 25,884.35		\$ -
C-627A	Buchart Horn	\$ 132,374.35	0.00%	\$ -	0.00%	\$ -		\$ -
C-598A	Burns Group	\$ 408,272.00		\$ -		\$ -	8.00%	\$ 32,661.76
C-454A	Carroll Engineers	\$ 500,000.00	18.10%	\$ 90,500.00	5.90%	\$ 29,500.00		\$ -
C-543A	Cherry Weber	\$ 612,233.00		\$ -		\$ -	28.30%	\$ 173,261.94
C-639A	Cherry Weber	\$ 401,455.40	18.10%	\$ 72,663.43	5.90%	\$ 23,685.87		\$ -
T-498A	Cornell & Co.	\$ 1,999,015.22	9.30%	\$ 185,908.42	6.30%	\$ 125,937.96		\$ -
T-554A	Dayspring Electric	\$ 232,117.66	0.00%	\$ -	0.00%	\$ -		\$ -
C-454B	French & Parello	\$ 500,000.00		\$ -		\$ -	17.00%	\$ 85,000.00
C-453A	Gannett Fleming	\$ 1,000,000.00	5.33%	\$ 53,300.00	0.87%	\$ 8,700.00		\$ -
C-598B	Gannett Fleming	\$ 367,353.90		\$ -		\$ -	8.95%	\$ 32,878.17
C-566A	Greenman Pedersen	\$ 350,675.02	9.54%	\$ 33,464.64	0.83%	\$ 2,924.37		\$ -
C-599B	Greenman Pedersen	\$ 1,000,000.00		\$ -		\$ -	4.00%	\$ 40,000.00
CM-437A	Greenman Pedersen	\$ 2,559,020.59		\$ -		\$ -	19.50%	\$ 499,009.02
CM-440B	Greenman Pedersen	\$ 753,336.71		\$ -		\$ -	17.64%	\$ 132,888.60
T-441A	H & G Contractors	\$ 1,586,698.00	6.60%	\$ 104,722.07	1.57%	\$ 24,911.16		\$ -
C-530A	Hill International	\$ 400,000.00	2.50%	\$ 10,000.00	0.00%	\$ -		\$ -
CM-427B	Hill International	\$ 629,749.00		\$ -		\$ -	13.60%	\$ 85,645.86
CM-447B	Hill International	\$ 973,401.52	4.10%	\$ 39,909.46	2.10%	\$ 20,441.43		\$ -
CM-442A	Hill International	\$ 319,826.73		\$ -		\$ -	25.14%	\$ 80,404.44
CM-573A	Hill International	\$ 1,038,384.48	6.20%	\$ 64,379.84	5.80%	\$ 60,226.30		\$ -
T-506A	HRI	\$ 13,727,411.69	7.17%	\$ 984,255.42	2.91%	\$ 399,467.68		\$ -
TS-505A	IEW	\$ 661,352.00	55.00%	\$ 363,743.60	8.93%	\$ 59,058.73		\$ -
DB-563A	J. Fletcher Creamer	\$ 1,283,717.00	15.00%	\$ 192,557.55	4.00%	\$ 51,348.68		\$ -
T-437A	J.D. Eckman	\$ 24,412,321.90	7.48%	\$ 1,826,041.68	3.04%	\$ 742,134.59		\$ -
TS-442A	James A. Anderson	\$ 2,149,268.62	6.30%	\$ 135,403.92	1.30%	\$ 27,940.49		\$ -
TS-443A	James A. Anderson	\$ 2,461,975.00	0.00%	\$ -	6.10%	\$ 150,180.48		\$ -
T-543A	James D. Morrissey	\$ 6,683,640.40	4.80%	\$ 320,814.74	8.64%	\$ 577,466.53		\$ -
CM-444A	JMT	\$ 905,196.00	9.50%	\$ 85,993.62	2.80%	\$ 25,345.49		\$ -
CM-506A	JMT	\$ 1,459,000.00	7.65%	\$ 111,613.50	2.40%	\$ 35,016.00		\$ -
CM-543A	JMT	\$ 752,729.58		\$ -		\$ -	30.60%	\$ 230,335.25
C-506A	KS Engineers	\$ 1,156,622.33	63.38%	\$ 733,067.23	13.44%	\$ 155,450.04		\$ -
TTS-476A-1	Kyle Conti	\$ 4,128,641.00	0.09%	\$ 3,715.78	9.00%	\$ 371,577.69		\$ -
DB-562A	M.L. Ruberton	\$ 344,492.68	8.30%	\$ 28,592.89	3.80%	\$ 13,090.72		\$ -
T-475A	Miniscalco	\$ 68,229.51	2.25%	\$ 1,535.16	1.20%	\$ 818.75		\$ -
TS-445A	Neshaminy Contractors	\$ 6,285,926.10	16.90%	\$ 1,062,321.51	2.70%	\$ 169,720.00		\$ -

M / W / SBE Monthly Report

COMPLETED M/W/SBE CONTRACTS

* *Met or exceeded the target.*

CONTRACT NO.	CONTRACTOR / CONSULTANT	CONTRACT AWARD VALUE	MBE GOAL 7.0 %	MBE VALUE	WBE GOAL 3.0 %	WBE VALUE	SBE GOAL 25.0 %	SBE VALUE
TS-447B	Neshaminy Contractors	\$ 8,955,586.24	8.60%	\$ 770,180.42	2.58%	\$ 231,054.12		\$ -
C-437B	Parsons Brinkerhoff	\$ 2,254,674.00		\$ -		\$ -	22.54%	\$ 508,203.52
C-437A	Pennoni Associates	\$ 764,181.39		\$ -		\$ -	24.00%	\$ 183,403.53
C-455B	Remington & Vernick	\$ 400,000.00		\$ -		\$ -	2.49%	\$ 9,960.00
TS-444A	Road-Con	\$ 7,814,850.68	4.87%	\$ 380,583.23	0.31%	\$ 24,226.04		\$ -
T-639A	Road-Con	\$ 3,324,313.00	0.00%	\$ -	13.90%	\$ 462,079.51		\$ -
T-624A	Sparwick	\$ 874,601.00	7.60%	\$ 66,469.68	0.75%	\$ 6,559.51		\$ -
C-440B	Stantec	\$ 728,011.79	4.75%	\$ 34,580.56	2.80%	\$ 20,384.33		\$ -
C-440A	Stantec	\$ 405,011.03	4.80%	\$ 19,440.53	6.60%	\$ 26,730.73		\$ -
C-600A	STV	\$ 800,000.00		\$ -		\$ -	12.60%	\$ 100,800.00
CM-472A	STV	\$ 1,728,385.40		\$ -		\$ -	23.80%	\$ 411,355.73
CM-474A	STV	\$ 291,172.17	0.00%	\$ -	0.00%	\$ -		\$ -
C-538A	STV	\$ 500,000.00	1.25%	\$ 6,250.00	31.20%	\$ 156,000.00		\$ -
CM-443A	STV	\$ 204,152.63	16.75%	\$ 34,195.57	11.00%	\$ 22,456.79		\$ -
CM-445A	STV	\$ 682,064.44		\$ -		\$ -	26.00%	\$ 177,336.75
CM-498A	STV	\$ 571,665.66	12.00%	\$ 68,599.88	2.40%	\$ 13,719.98		\$ -
C-453B	T & M Associates	\$ 1,000,000.00		\$ -		\$ -	18.90%	\$ 189,000.00
C-07-11	Transystems	\$ 747,493.55		\$ -		\$ -	21.05%	\$ 157,347.39
C-447B	Transystems	\$ 666,016.64	8.00%	\$ 53,281.33	2.00%	\$ 13,320.33		\$ -
CM-476A	Trumbull	\$ 699,250.00	13.60%	\$ 95,098.00	6.10%	\$ 42,654.25		\$ -
C-505A	Urban Engineers	\$ 154,598.70		\$ -		\$ -	36.50%	\$ 56,428.53
C-539A	URS Corporation	\$ 265,070.69		\$ -		\$ -	0.00%	\$ -